


HISTORY



50th
ANNIVERSARY

St. Louis Hawks'
1958 NBA
CHAMPIONSHIP

BOB PETTIT #9
Naismith Basketball
Hall of Famer



The 2007-08 season marks the 50th Anniversary of the St. Louis Hawks' 1958 NBA Championship. Behind Bob Pettit's clutch 50-point performance (including 19 of the team's final 21 points) in the clinching game, the Hawks downed the Celtics in six games.

YEARLY W - L RECORDS

TRI-CITIES BLACKHAWKS (54-78)

Year	Coach	Season		Finish	Playoffs	
		W	L		W	L
1949-50	Roger Potter (1-6)					
1950-51	Arnold "Red" Auerbach (28-29)	29	35	3rd	1	2
	Dave McMillan (9-14)					
	John Logan (2-1)					
	Marko Todorovich (14-28)	25	43	5th	—	—

MILWAUKEE HAWKS (91-190)

1951-52	Doxie Moore	17	49	5th	—	—
1952-53	Andrew Levane	27	44	5th	—	—
1953-54	Andrew Levane (11-35)					
	William "Red" Holzman (10-16)	21	51	4th	—	—
1954-55	William "Red" Holzman	26	46	4th	—	—

ST. LOUIS HAWKS (553-452)

1955-56	William "Red" Holzman	33	39	3rd	4	4
1956-57	William "Red" Holzman (14-19)					
	Slater Martin (5-3)					
1957-58	Alex Hannum (15-16)	34	38	1st	8	4
	Alex Hannum	41	31	1st	8	3
1958-59	Andy Phillip (6-4)					
1959-60	Ed Macauley (43-19)	49	23	1st	2	4
	Ed Macauley	46	29	1st	7	7
1960-61	Paul Seymour	51	28	1st	5	7
1961-62	Paul Seymour (5-9)					
	Andrew Levane (20-40)					
1962-63	Bob Pettit (4-2)	29	51	4th	—	—
	Harry Gallatin	48	32	2nd	6	5
1963-64	Harry Gallatin	46	34	2nd	7	5
1964-65	Harry Gallatin (17-16)					
	Richie Guerin (28-19)	45	35	2nd	1	3
1965-66	Richie Guerin	36	44	3rd	6	4
1966-67	Richie Guerin	39	42	2nd	5	4
1967-68	Richie Guerin	56	26	1st	2	4

ATLANTA HAWKS (1541-1625)

1968-69	Richie Guerin	48	34	2nd	5	6
1969-70	Richie Guerin	48	34	1st	4	5
1970-71	Richie Guerin	36	46	2nd	1	4
1971-72	Richie Guerin	36	46	2nd	2	4
1972-73	Cotton Fitzsimmons	46	36	2nd	2	4
1973-74	Cotton Fitzsimmons	35	47	2nd	—	—
1974-75	Cotton Fitzsimmons	31	51	4th	—	—
1975-76	Cotton Fitzsimmons/Gene Tormohlen (1-7)	29	53	5th	—	—
1976-77	Hubie Brown	31	51	6th	—	—
1977-78	Hubie Brown	41	41	4th	0	2
1978-79	Hubie Brown	46	36	3rd	5	4
1979-80	Hubie Brown	50	32	1st	1	4
1980-81	Hubie Brown (31-48)	31	51	4th	—	—
	Michael Fratello/Brendan Suhr (0-3)					
1981-82	Kevin Loughery	42	40	2nd	0	2
1982-83	Kevin Loughery	43	39	2nd	1	2
1983-84	Michael Fratello	40	42	3rd	2	3
1984-85	Michael Fratello	34	48	5th	—	—
1985-86	Michael Fratello	50	32	2nd	4	5
1986-87	Michael Fratello	57	25	1st	4	5
1987-88	Michael Fratello	50	32	3rd	6	6
1988-89	Michael Fratello	52	30	3rd	2	3
1989-90	Michael Fratello	41	41	6th	—	—
1990-91	Bob Weiss	43	39	4th	2	3
1991-92	Bob Weiss	38	44	5th	—	—
1992-93	Bob Weiss	43	39	4th	0	3
1993-94	Lenny Wilkens	57	25	1st	5	6
1994-95	Lenny Wilkens	42	40	5th	0	3
1995-96	Lenny Wilkens	46	36	4th	4	6

YEARLY W - L RECORDS, CONT.

ATLANTA HAWKS (1541-1625), CONT.

1996-97	Lenny Wilkens	56	26	2nd	4	6
1997-98	Lenny Wilkens	50	32	4th	1	3
1998-99	Lenny Wilkens	31	19	2nd	3	6
1999-00	Lenny Wilkens	28	54	7th	—	—
2000-01	Lon Kruger	25	57	7th	—	—
2001-02	Lon Kruger	33	49	6th	—	—
2002-03	Lon Kruger (11-16)/Terry Stotts (24-31)	35	47	5th	—	—
2003-04	Terry Stotts	28	54	7th	—	—
2004-05	Mike Woodson	13	69	5th	—	—
2005-06	Mike Woodson	26	56	4th	—	—
2006-07	Mike Woodson	30	52	5th	—	—

COACHING RECORDS

Name	REGULAR SEASON			PLAYOFFS		
	W	L	Pct.	W	L	Pct.
Richie Guerin	327	291	.529	26	34	.433
Michael Fratello	324	250	.564	18	22	.450
Lenny Wilkens	310	232	.572	17	30	.362
Hubie Brown	199	208	.489	6	10	.375
Cotton Fitzsimmons	140	180	.438	2	4	.333
Bob Weiss	124	122	.504	2	6	.250
Harry Gallatin	111	82	.575	13	10	.565
Ed Macauley	89	48	.650	9	11	.450
Kevin Loughery	85	79	.518	1	4	.200
William "Red" Holzman	83	120	.409	4	4	.500
Lon Kruger	69	122	.361	—	—	—
Mike Woodson	69	177	.280	—	—	—
Andrew Levane	58	119	.328	—	—	—
Paul Seymour	56	37	.602	5	7	.417
Alex Hannum	56	47	.544	16	7	.696
Terry Stotts	52	85	.380	—	—	—
Arnold "Red" Auerbach	28	29	.491	1	2	.333
Doxie Moore	17	49	.258	—	—	—
Marko Todorovich	14	28	.333	—	—	—
Dave McMillan	9	14	.391	—	—	—
Andy Phillip	6	4	.600	—	—	—
Slater Martin	5	3	.625	—	—	—
Bob Pettit	4	2	.667	—	—	—
John Logan	2	1	.667	—	—	—
Roger Potter	1	6	.143	—	—	—
Gene Tormohlen	1	7	.125	—	—	—
Michael Fratello/Brendan Suhr	0	3	.000	—	—	—

YEARLY RESULTS: 1968 - 69



48-34 OVERALL (28-12 at home, 18-21 on the road, 2-1 at neutral site)

SEASON STATS

	G	Min	FGM	FGA	Pct.	FTM	FTA	Pct.	Reb	Asst	PF	DQ	Pts	Avg
Hudson	81	2869	716	1455	.492	338	435	.777	533	216	248	0	1770	21.9
Beaty	72	2578	588	1251	.470	370	506	.731	798	131	272	7	1546	21.5
Caldwell	81	2720	561	1106	.507	159	296	.537	303	320	231	1	1281	15.8
Bridges	80	2930	351	775	.453	239	353	.677	1132	298	290	3	941	11.8
Ohl	76	1995	385	901	.427	147	208	.707	170	221	232	5	917	12.1
Hazzard	80	2420	345	869	.397	208	294	.707	266	474	264	6	898	11.2
Silas	79	1853	241	575	.419	204	333	.613	745	140	166	0	686	8.7
Davis	78	1367	265	568	.467	154	231	.667	529	97	239	6	684	8.8
Guerin	27	472	47	111	.423	57	74	.770	59	99	66	0	151	5.6
Harlicka	26	218	41	90	.456	24	31	.774	16	37	29	0	106	4.1
Hamilton	25	141	37	67	.552	2	5	.400	29	8	19	0	76	3.0
Lehmann	11	138	26	67	.388	8	12	.667	9	27	18	0	60	5.5
Waller	11	29	2	9	.222	3	7	.429	10	1	8	0	7	0.6

RESULTS

Date	Opponent	W/L	Atl.	Opp.	Record	Date	Opponent	W/L	Atl.	Opp.	Record
10/15	CINCINNATI	L	110	125	0-1	1/8	at Philadelphia	L	111	112	25-17
10/19	MILWAUKEE	W	125	107	1-1	1/10	DETROIT	W	104	101	26-17
10/23	CHICAGO	W	106	91	2-1	1/11	LOS ANGELES	W	104	100	27-17
10/25	at Seattle	L	112	123	2-2	1/16	(1) PHOENIX	W	112	107	28-17
10/27	at Phoenix	W	123	100	3-2	1/17	PHOENIX	W	112	107	29-17
10/29	at Los Angeles	L	124	125	3-3	1/19	NEW YORK	W	100	96	30-17
10/30	at San Diego	L	116	127	3-4	1/21	at New York	L	113	124	30-18
						1/22	at Phoenix	W	125	107	31-18
11/1	SAN FRAN.	W	109	105	4-4	1/24	LOS ANGELES	W	110	106	32-18
11/3	BOSTON	L	103	123	4-5	1/25	at Baltimore	W	112	109	33-18
11/6	at Baltimore	L	119	140	4-6	1/26	PHILADELPHIA	L	115	119	33-19
11/8	SAN DIEGO	W	114	101	5-6	1/28	at Boston	L	96	108	33-20
11/9	SAN FRAN.	W	113	106	6-6	1/29	at Philadelphia	L	96	119	33-21
11/12	at San Francisco	L	108	123	6-7	1/31	SEATTLE	L	112	119	33-22
11/13	at Seattle	W	142	113	7-7						
11/15	PHILADELPHIA	L	115	116	7-8	2/1	DETROIT	W	119	99	34-22
11/16	at Cincinnati	L	125	130	7-9	2/2	SAN DIEGO	W	115	103	35-22
11/19	at Milwaukee	L	98	119	7-10	2/4	at New York	L	97	122	35-23
11/20	NEW YORK	W	111	106	8-10	2/7	at Boston	W	109	107	36-23
11/21	at Detroit	W	129	121	9-10	2/8	CHICAGO	W	106	97	37-23
11/23	at Chicago	W	114	96	10-10	2/9	BALTIMORE	L	101	102	37-24
11/24	BALTIMORE	L	111	118	10-11	2/11	SAN FRANCISCO	L	87	92	37-25
11/26	at Baltimore	L	99	102	10-12	2/12	at Milwaukee	W	113	106	38-25
11/27	CINCINNATI	W	94	91	11-12	2/14	(#) BOSTON	W	104	101	39-25
11/30	at Cincinnati	W	126	109	12-12	2/16	SAN FRANCISCO	L	106	113	39-26
						2/17	(2) MILWAUKEE	L	111	123	39-27
12/3	at New York	L	93	126	12-13	2/18	(3) at Cincinnati.	W	124	123	40-27
12/4	NEW YORK	L	113	121	12-14	2/20	at Detroit	W	97	87	41-27
12/6	LOS ANGELES	L	94	99	12-15	2/23	SAN DIEGO	W	124	92	42-27
12/8	at Phoenix	W	121	99	13-15	2/25	at New York	L	101	122	42-28
12/10	at San Francisco	W	111	100	14-15	2/28	at Boston	L	120	122	42-29
12/12	at Seattle	W	93	91	15-15						
12/13	at Los Angeles	W	105	103	16-15	3/3	MILWAUKEE	W	112	106	43-29
12/14	at Chicago	W	87	83	17-15	3/8	PHILADELPHIA	W	138	99	44-29
12/18	MILWAUKEE	W	122	116	18-15	3/9	CINCINNATI	W	134	107	45-29
12/21	DETROIT	W	120	110	19-15	3/11	at Chicago	L	90	102	45-30
12/26	SEATTLE	W	126	96	20-15	3/12	CHICAGO	W	109	90	46-30
12/28	BOSTON	W	110	97	21-15	3/15	at Philadelphia	L	120	122	46-31
12/29	BALTIMORE	W	101	99	22-15	3/16	(#) SEATTLE	W	131	127	47-31
						3/18	at San Francisco	W	128	115	48-31
1/2	at Chicago	W	106	88	23-15	3/20	SAN DIEGO	L	97	115	48-32
1/3	DETROIT	W	128	106	24-15	3/21	at Los Angeles	L	103	116	48-33
1/4	LOS ANGELES	L	111	121	24-16	3/23	at San Diego	L	121	128	48-34
1/5	PHOENIX	W	97	96	25-16						

(1) at Columbia, SC
 (2) at Baltimore, MD
 (3) at Cleveland, OH

ATLANTA	OPPONENT
Most points: 142 at Seattle (11/13)	Most points: 140 (Baltimore, 11/6)
Least points: 87 (two times)	Least points: 83 (Chicago, 12/14)

YEARLY RESULTS: 1969 - 70



48-34 OVERALL (25-13 at home, 18-16 on the road, 5-5 at neutral site)

SEASON STATS

	G.	Min.	FGM	FGA	Pct.	FTM	FTA	Pct.	Reb.	Asst.	PF	DQ	Pts.	Avg
Hudson	80	3091	830	1564	.531	371	450	.824	373	276	225	1	2031	25.4
Caldwell	82	2857	674	1329	.507	379	551	.688	407	287	255	3	1727	21.1
Bellamy	23	855	141	287	.491	75	124	.605	310	88	97	2	357	15.5
Hazzard	82	2757	493	1056	.467	267	330	.809	329	561	264	3	1253	15.3
Bridges	82	3269	443	932	.475	331	451	.734	1181	345	292	6	1217	14.8
Davis	82	2623	438	943	.464	240	318	.755	796	238	335	5	1116	13.6
Gregor	81	1603	286	661	.433	88	113	.779	397	63	159	5	660	8.1
Beard	72	941	183	392	.467	135	163	.828	140	121	124	0	501	7.0
Ohl	66	984	176	372	.473	58	72	.806	71	98	113	1	410	6.2
Newmark	64	612	127	296	.429	59	77	.766	174	42	128	3	313	4.9
O'Malley	24	113	21	60	.350	8	19	.421	26	10	12	0	50	2.1
Tormohlen	2	11	2	4	.500	0	0	.000	4	1	3	0	4	2.0
Guerin	8	64	3	11	.273	1	1	1.000	2	12	9	0	7	0.9

RESULTS

Date	Opponent	W/L	Ati.	Opp.	Record
10/15	SEATTLE	W	124	119	1-0
10/18	PHOENIX	W	121	116	2-0
10/22	SAN FRANCISCO	L	93	94	2-1
10/24	at Boston	W	122	110	3-1
10/25	DETROIT	L	104	125	3-2
10/28	at New York	L	104	128	3-3
10/29	SAN DIEGO	W	117	114	4-3
11/1	(#) at Baltimore	W	140	137	5-3
11/2	SEATTLE	W	125	113	6-3
11/5	BOSTON	W	128	121	7-3
11/6	(#) at Chicago	W	142	137	8-3
11/8	SAN FRANCISCO	W	106	93	9-3
11/10	(1) CHICAGO	W	133	132	10-3
11/11	PHILADELPHIA	W	124	107	11-3
11/14	at San Francisco	W	120	109	12-3
11/15	at San Diego	L	118	133	12-4
11/16	(2) at Phoenix	L	118	139	12-5
11/19	at Seattle	W	137	116	13-5
11/21	at Detroit	W	118	106	14-5
11/22	PHILADELPHIA	L	116	132	14-6
11/25	(3) MILWAUKEE	L	115	130	14-7
11/26	NEW YORK	L	103	138	14-8
11/28	at Boston	W	130	105	15-8
11/29	CINCINNATI	W	128	111	16-8
12/4	SEATTLE	W	119	111	17-8
12/5	at Cincinnati	L	127	156	17-9
12/7	at Los Angeles	W	104	103	18-9
12/9	(4) SAN FRANCISCO	W	117	115	19-9
12/10	at San Diego	L	107	126	19-10
12/12	LOS ANGELES	W	121	107	20-10
12/13	MILWAUKEE	L	100	121	20-11
12/16	(#) at New York	W	125	124	21-11
12/17	BALTIMORE	L	133	138	21-12
12/18	(5) at Chicago	L	112	114	21-13
12/20	BOSTON	W	122	106	22-13
12/21	CHICAGO	W	118	111	23-13
12/26	(6) at Cincinnati	L	110	130	23-14
12/27	PHILADELPHIA	W	112	107	24-14
12/29	SAN DIEGO	W	122	118	25-14
12/31	BALTIMORE	W	122	111	26-14

- (1) at Auburn, AL
- (2) at Albuquerque, NM
- (3) at St. Louis, MO
- (4) at Salt Lake City, UT
- (5) at Kansas City, KS
- (6) at Cleveland, OH
- (7) at Memphis, TN

- (8) at Columbia, SC
- (9) at Greenville, SC

Date	Opponent	W/L	Ati.	Opp.	Record
1/2	at Philadelphia	L	117	121	26-15
1/3	CINCINNATI	L	102	104	26-16
1/4	at Milwaukee	W	126	125	27-16
1/6	SEATTLE	W	101	97	28-16
1/7	at Boston	W	112	106	29-16
1/9	LOS ANGELES	L	112	127	29-17
1/10	at Baltimore	L	109	130	29-18
1/12	(7) DETROIT	L	100	113	29-19
1/13	at Philadelphia	L	105	136	29-20
1/14	SAN FRANCISCO	L	101	103	29-21
1/16	(8) CINCINNATI	W	117	100	30-21
1/18	CHICAGO	W	125	107	31-21
1/25	MILWAUKEE	L	116	131	31-22
1/26	at San Francisco	W	131	104	32-22
1/28	at Seattle	L	119	120	32-23
1/29	at Phoenix	L	102	111	32-24
1/30	at Los Angeles	L	87	102	32-25
2/1	BALTIMORE	L	124	133	32-26
2/2	(9) DETROIT	W	125	121	33-26
2/4	NEW YORK	W	111	96	34-26
2/6	CHICAGO	W	104	93	35-26
2/8	at Chicago	L	107	117	35-27
2/10	at San Francisco	L	104	113	35-28
2/11	at San Diego	W	155	131	36-28
2/12	at Los Angeles	L	114	136	36-29
2/15	BOSTON	W	146	125	37-29
2/18	(#) at Cincinnati	W	139	125	38-29
2/21	at New York	W	122	106	39-29
2/22	DETROIT	L	114	116	39-30
2/24	at Los Angeles	W	118	105	40-30
2/25	at Seattle	L	112	120	40-31
2/27	at Baltimore	L	107	114	40-32
3/1	PHOENIX	L	98	109	40-33
3/3	LOS ANGELES	W	101	93	41-33
3/5	at Milwaukee	W	126	117	42-33
3/8	at Phoenix	L	119	130	42-34
3/10	MILWAUKEE	W	140	127	43-34
3/11	SAN DIEGO	W	122	121	44-34
3/15	PHOENIX	W	126	111	45-34
3/17	at Philadelphia	W	128	125	46-34
3/20	NEW YORK	W	110	102	47-34
3/22	at Detroit	W	130	126	48-34

ATLANTA

Most points: 155 at San Diego (2/11)
Least points: 87 at Los Angeles (1/30)

OPPONENT

Most points: 156 (Cincinnati, 12/5)
Least points: 93 (three times)

YEARLY RESULTS: 1970 - 71



36-46 OVERALL (21-20 at home, 14-26 on the road, 1-0 at neutral site)

SEASON STATS

	G.	Min.	FGM	FGA	Pct.	FTM	FTA	Pct.	Reb.	Asst.	PF	DQ	Pts.	Avg
Hudson	76	3113	829	1713	.484	381	502	.759	386	257	186	0	2039	26.8
Maravich	81	2926	738	1613	.458	404	505	.800	298	355	238	1	1880	23.2
Hazzard	82	2877	517	1126	.459	315	415	.759	300	514	276	2	1349	16.5
Bellamy	82	2908	433	879	.493	336	556	.604	1060	230	271	4	1202	14.7
Bridges	82	3140	382	834	.458	211	330	.639	1233	240	317	7	975	11.9
Chambers	65	1168	237	526	.451	106	134	.791	245	61	119	0	580	8.9
Davis	82	1864	241	503	.479	195	288	.677	546	108	253	5	677	8.3
Chappell	42	451	71	161	.441	60	74	.811	133	16	63	2	202	4.8
Vallely	51	430	73	204	.358	45	59	.763	34	47	50	0	191	3.7
Christian	54	524	55	127	.433	40	64	.625	177	30	118	0	150	2.8
White	38	315	34	84	.405	22	39	.564	48	47	62	2	90	2.4
Riley	7	39	4	9	.444	5	9	.556	12	1	5	0	13	1.9

RESULTS

(#, overtime; #2, double OT; #3, three OT; #4, four OT)

Date	Opponent	W/L	Atl.	Opp.	Record	Date	Opponent	W/L	Atl.	Opp.	Record
10/17	MILWAUKEE	L	98	107	0-1	1/2	at New York	W	112	108	14-27
10/21	SAN FRAN.	W	102	100	1-1	1/3	BOSTON	L	128	140	14-28
10/22	at Detroit	L	101	120	1-2	1/5	DETROIT	L	90	98	14-29
10/24	BOSTON	L	109	113	1-3	1/7	BALTIMORE	L	102	110	14-30
10/26	at Cincinnati	L	107	126	1-4	1/8	at Baltimore	L	104	115	14-31
10/31	SAN DIEGO	L	117	121	1-5	1/10	PHOENIX	L	105	116	14-32
						1/15	at Boston	L	123	134	14-33
11/1	at Cleveland	W	131	107	2-5	1/16	LOS ANGELES	W	127	123	15-33
11/4	DETROIT	L	105	117	2-6	1/18	at Buffalo	W	123	113	16-33
11/6	at Philadelphia	L	112	118	2-7	1/20	SEATTLE	L	108	112	16-34
11/7	PHOENIX	L	100	107	2-8	1/22	at Milwaukee	W	117	110	17-34
11/10	PHILADELPHIA	W	109	104	3-8	1/24	MILWAUKEE	L	120	142	17-35
11/11	at Buffalo	L	118	134	3-9	1/26	at Philadelphia	L	122	129	18-35
11/13	at Boston	W	116	114	4-9	1/27	NEW YORK	L	108	116	17-37
11/14	CHICAGO	L	116	120	4-10	1/29	CLEVELAND	W	119	111	18-37
11/17	at Los Angeles	L	105	116	4-11	1/31	SAN DIEGO	W	131	120	19-37
11/18	at Portland	L	131	146	4-12						
11/21	BALTIMORE	W	130	103	5-12	2/2	at San Francisco	L	99	101	19-38
11/22	PHILADELPHIA	W	125	115	6-12	2/4	at Portland	L	123	137	19-39
11/24	at New York	L	119	128	6-13	2/5	(#) at Seattle	W	121	120	20-39
11/25	NEW YORK	L	111	114	6-14	2/7	CINCINNATI	W	121	118	21-39
11/27	at San Diego	L	127	128	6-15	2/9	at New York	W	114	109	22-39
11/29	at Seattle	L	107	130	6-16	2/10	BOSTON	W	114	102	23-39
						2/12	NEW YORK	W	125	116	24-39
12/1	at San Francisco	L	106	113	6-17	2/14	MILWAUKEE	L	88	124	24-40
12/2	at Phoenix	L	112	126	6-18	2/16	at Chicago	L	102	118	24-41
12/5	SEATTLE	W	106	100	7-18	2/20	at Baltimore	W	122	115	25-41
12/8	at Milwaukee	L	104	125	7-19	2/21	BALTIMORE	L	119	121	25-42
12/9	at Cincinnati	L	106	118	7-20	2/24	PORTLAND	W	118	107	26-42
12/11	at Chicago	L	86	87	7-21	2/26	(#) at Boston	L	129	137	26-43
12/12	PORTLAND	W	107	101	8-21	2/27	BUFFALO	W	134	117	27-43
12/13	BUFFALO	W	110	91	9-21	2/28	DETROIT	L	105	106	27-44
12/16	SAN DIEGO	W	128	117	10-21						
12/18	(1) at Baltimore	W	116	112	11-21	3/2	at Seattle	W	128	116	28-44
12/19	LOS ANGELES	L	104	116	11-22	3/3	at San Francisco	W	109	105	29-44
12/22	at Los Angeles	W	119	115	12-22	3/5	at Los Angeles	W	105	104	30-44
12/23	at San Diego	L	102	133	12-23	3/7	CINCINNATI	W	122	112	31-44
12/25	at Phoenix	L	115	127	12-24	3/10	PHOENIX	W	139	98	32-44
12/26	CINCINNATI	L	118	130	12-25	3/12	at Cleveland	W	119	107	33-44
12/28	SAN FRANCISCO	L	104	115	12-26	3/13	at Cincinnati	L	127	136	33-45
12/29	at Detroit	L	97	99	12-27	3/14	PHILADELPHIA	W	108	101	34-45
12/31	CLEVELAND	W	119	85	13-27	3/16	at Philadelphia	W	130	125	35-45
						3/19	(#) CHICAGO	W	112	111	36-45
						3/20	at Chicago	L	121	138	36-36

(1) at College Park, MD

ATLANTA

Most points: 139 vs. Phoenix (3/10)
Least points: 86 at Chicago (12/11)

OPPONENT

Most points: 146 (Portland, 11/18)
Least points: 85 (Cleveland, 12/31)

YEARLY RESULTS: 1971 - 72



36-46 OVERALL (22-19 at home, 13-26 on the road, 1-1 at neutral site)

SEASON STATS

	G	Min	FGM	FGA	Pct.	FTM	FTA	Pct.	Reb	Asst	PF	DQ	Pts	Avg
Hudson	77	3042	775	1540	.503	349	430	.812	385	309	225	0	1899	24.7
Maravich	66	2302	460	1077	.427	355	438	.811	256	393	207	0	1275	19.3
Bellamy	82	3187	593	1089	.545	340	581	.585	1049	262	255	2	1526	18.6
Washington	67	2416	325	729	.446	201	256	.785	601	121	217	0	851	12.7
Adams	70	2030	307	779	.394	204	273	.747	494	137	259	5	818	11.7
Gilliam	82	2337	345	774	.446	145	173	.838	335	377	232	3	835	10.2
Bridges	14	546	51	134	.381	31	44	.705	190	40	50	1	133	9.5
May	75	1285	234	476	.492	126	164	.768	217	55	133	0	594	7.9
Williams	10	127	23	53	.434	21	29	.724	4	20	18	0	67	6.7
Trapp	60	890	144	388	.371	105	139	.755	183	51	144	2	393	6.6
Valley	9	110	20	43	.465	13	20	.650	11	9	13	0	53	5.9
Payne	29	227	45	103	.437	29	46	.630	69	15	40	0	119	4.1
Haliburton	37	288	61	133	.459	25	30	.833	37	20	50	1	147	4.0
Siegfried	21	335	25	77	.325	20	23	.870	32	52	32	0	70	3.3
Christian	56	485	66	142	.465	44	61	.721	181	28	77	0	176	3.1
Davis	11	119	8	33	.242	10	18	.556	36	8	14	0	26	2.4
Halimon	1	4	0	0	.000	0	0	.000	0	0	1	0	0	0.0

RESULTS

(#, overtime; #2, double OT; #3, three OT; #4, four OT)

Date	Opponent	W/L	Atl.	Opp.	Record	Date	Opponent	W/L	Atl.	Opp.	Record
10/12	at Cincinnati	L	113	127	0-1	1/5	at Seattle	L	116	127	15-26
10/16	PHILADELPHIA	L	102	104	0-2	1/7	LOS ANGELES	L	90	134	15-27
10/20	LOS ANGELES	L	104	126	0-3	1/8	at Baltimore	L	102	110	15-28
10/22	BOSTON	L	108	115	0-4	1/12	MILWAUKEE	W	104	102	16-28
10/23	at New York	W	95	89	1-4	1/14	at Cincinnati	L	102	126	16-29
10/25	at Boston	L	116	136	1-5	1/15	BOSTON	L	106	122	16-30
10/27	NEW YORK	W	110	96	2-5	1/16	PHILADELPHIA	W	124	116	17-30
10/29	at Cleveland	W	98	97	3-5	1/21	GOLDEN STATE	L	111	113	17-31
10/30	DETROIT	L	99	104	3-6	1/23	at Milwaukee	W	118	113	18-31
						1/25	at Buffalo	W	123	110	19-31
11/3	CHICAGO	L	100	113	3-7	1/26	SEATTLE	L	119	131	19-32
11/5	(#) BUFFALO	L	117	122	3-8	1/28	DETROIT	W	124	108	20-32
11/6	at Philadelphia	L	96	101	3-9	1/30	at Phoenix	L	103	105	20-33
11/10	MILWAUKEE	L	100	116	3-10						
11/12	GOLDEN STATE	W	106	104	4-10	2/3	at Golden State	L	115	132	20-34
11/17	SEATTLE	L	104	112	4-11	2/5	CLEVELAND	W	120	117	21-34
11/20	PHOENIX	W	115	109	5-11	2/6	at Houston	L	113	120	21-35
11/23	at Buffalo	L	97	102	5-12	2/9	LOS ANGELES	L	113	117	21-36
11/24	at Milwaukee	L	107	141	5-13	2/11	at Chicago	L	91	102	21-37
11/26	BALTIMORE	L	105	118	5-14	2/12	CHICAGO	L	106	117	21-38
11/27	CLEVELAND	L	95	103	5-15	2/13	BUFFALO	W	133	119	22-38
11/28	at Boston	L	108	130	5-16	2/15	at Detroit	W	113	105	23-38
11/30	at Chicago	L	85	86	5-17	2/16	BALTIMORE	W	105	103	24-38
						2/18	at Baltimore	L	81	106	24-39
12/1	at Detroit	W	117	103	6-17	2/20	CINCINNATI	L	92	101	24-40
12/4	PHILADELPHIA	W	126	109	7-17	2/23	PHOENIX	W	120	118	25-40
12/7	(1) at Golden State	W	116	113	8-17	2/25	(2) at Philadelphia	L	110	114	25-41
12/9	at Phoenix	L	115	135	8-18	2/27	PORTLAND	W	113	110	26-41
12/10	at Houston	L	88	95	8-19	2/29	at Buffalo	W	99	89	27-41
12/12	at Los Angeles	L	95	104	8-20						
12/15	(#) HOUSTON	L	115	117	8-21	3/3	at Los Angeles	L	104	113	27-42
12/17	at Baltimore	L	103	114	8-22	3/4	at Portland	W	120	101	28-42
12/18	BALTIMORE	W	123	94	9-22	3/5	at Seattle	L	110	112	28-43
12/19	CINCINNATI	W	101	99	10-22	3/8	CHICAGO	L	96	98	28-44
12/22	at Cincinnati	W	106	103	11-22	3/12	CLEVELAND	W	135	114	29-44
12/23	at Cleveland	L	110	115	11-23	3/14	at New York	L	107	115	29-45
12/25	BUFFALO	W	140	117	12-23	3/15	SEATTLE	W	134	96	30-45
12/26	at Milwaukee	L	92	114	12-24	3/17	at Detroit	L	112	121	30-46
12/27	PORTLAND	W	135	121	13-24	3/18	CINCINNATI	W	115	106	31-46
12/30	at Houston	L	115	129	13-25	3/19	at Cleveland	W	115	105	32-46
						3/21	at Philadelphia	W	117	111	33-46
1/1	at Phoenix	W	116	111	14-25	3/22	HOUSTON	W	107	106	34-46
1/4	at Portland	W	103	91	15-25	3/24	GOLDEN STATE	W	118	102	35-46
						3/26	NEW YORK	W	120	106	36-46

ATLANTA	OPPONENT
Most points: 140 vs. Buffalo (12/25)	Most points: 141 (Milwaukee, 11/24)
Least points: 81 at Baltimore (2/18)	Least points: 86 (Chicago, 11/30)

(1) at San Diego, CA
(2) at Hershey, PA

HISTORY

YEARLY RESULTS: 1972 - 73



46-36 OVERALL (28-13 at home, 17-23 on the road, 1-0 at neutral site)

SEASON STATS

	G	Min	FGM	FGA	Pct.	FTM	FTA	Pct.	Reb	Asst	PF	DQ	Pts	Avg
Hudson	75	3027	816	1710	.477	397	481	.825	467	258	197	1	2029	27.1
Maravich	79	3089	789	1788	.441	485	606	.800	346	546	245	1	2063	26.1
Bellamy	74	2802	455	901	.505	283	526	.538	964	179	244	1	1193	16.1
Gilliam	76	2741	471	1007	.468	123	150	.820	399	482	257	8	1065	14.0
Trapp	77	1853	359	824	.436	150	194	.773	455	127	274	11	868	11.3
Washington	75	2833	308	713	.432	163	224	.728	801	174	252	5	779	10.4
Bracey	70	1050	192	395	.486	73	110	.664	107	125	125	0	457	6.5
Adams	4	76	8	38	.211	7	8	.875	22	5	11	0	23	5.8
Haliburton	24	238	50	116	.431	21	22	.955	26	28	29	0	121	5.0
May	32	317	61	134	.455	22	31	.710	67	21	55	0	144	4.5
Christian	55	759	85	155	.548	60	79	.759	305	47	111	2	230	4.2
Wetzel	28	504	42	94	.447	14	17	.824	58	39	41	1	98	3.5
Tschogl	10	94	14	40	.350	2	4	.500	21	6	25	0	30	3.0
Mast	42	447	50	118	.424	19	30	.633	136	37	50	0	119	2.8

RESULTS

(#, overtime; #2, double OT; #3, three OT; #4, four OT)

Date	Opponent	W/L	Att.	Opp.	Record	Date	Opponent	W/L	Att.	Opp.	Record
10/10	at Buffalo	W	120	109	1-0	1/5	BOSTON	L	108	126	22-20
10/13	at Baltimore	L	98	115	1-1	1/6	at Detroit	W	116	111	23-20
10/15	NEW YORK	W	109	101	2-1	1/9	HOUSTON	W	120	114	24-20
10/17	BOSTON	L	115	119	2-2	1/11	NEW YORK	L	107	122	24-21
10/20	at Houston	L	108	120	2-3	1/12	at Boston	L	109	133	24-22
10/21	at Kansas City	L	101	108	2-4	1/14	LOS ANGELES	L	100	102	24-23
10/24	at Portland	W	118	110	3-4	1/16	(#) DETROIT	W	130	129	25-23
10/25	at Seattle	W	118	115	4-4	1/17	at Philadelphia	W	122	105	26-23
10/28	at Golden State	L	107	122	4-5	1/18	BUFFALO	L	125	127	26-24
10/31	HOUSTON	L	105	106	4-6	1/20	CLEVELAND	W	96	84	27-24
						1/26	at Buffalo	W	118	82	28-24
11/3	at Houston	W	114	108	5-6	1/27	KANSAS CITY	W	129	126	29-24
11/4	PHILADELPHIA	W	128	120	6-6	1/28	at Houston	L	108	116	29-25
11/7	(#) BALTIMORE	W	109	107	7-6	1/30	DETROIT	L	123	126	29-26
11/9	at New York	L	99	101	7-7						
11/11	MILWAUKEE	W	111	102	8-7	2/2	at Buffalo	W	100	99	30-26
11/14	GOLDEN STATE	L	105	114	8-8	2/3	BUFFALO	W	105	101	31-26
11/18	PHOENIX	W	126	122	9-8	2/6	BALTIMORE	W	112	106	32-26
11/19	at Cleveland	L	98	109	9-9	2/7	at Baltimore	L	108	137	32-27
11/21	(#) at Detroit	L	110	113	9-10	2/8	(#) CLEVELAND	L	132	136	32-28
11/23	SEATTLE	W	110	97	10-10	2/10	HOUSTON	W	103	91	33-28
11/25	CHICAGO	L	99	100	10-11	2/11	at Cleveland	W	115	107	34-28
11/26	at Milwaukee	L	96	108	10-12	2/16	at Phoenix	W	111	104	35-28
11/29	at Phoenix	L	98	109	10-13	2/18	at Los Angeles	W	99	92	36-28
						2/20	at Golden State	L	115	118	36-29
12/1	(#) at Los Angeles	W	114	109	11-13	2/23	at Seattle	L	120	124	36-30
12/2	at Portland	W	106	103	12-13	2/27	SEATTLE	W	131	130	37-30
12/5	PORTLAND	W	122	121	13-13						
12/7	(#) at Chicago	W	94	89	14-13	3/2	at Philadelphia	W	130	107	38-30
12/8	BALTIMORE	W	134	115	15-13	3/3	HOUSTON	W	136	125	39-30
12/9	at Kansas City	L	115	130	15-14	3/4	PHILADELPHIA	W	138	130	40-30
12/12	at New York	L	93	114	15-15	3/8	PORTLAND	W	135	129	41-30
12/13	NEW YORK	W	121	120	16-15	3/10	GOLDEN STATE	W	117	113	42-30
12/16	CLEVELAND	W	100	94	17-15	3/11	at Houston	L	118	129	42-31
12/20	KANSAS CITY	W	119	102	18-15	3/13	at Cleveland	L	107	115	42-32
12/22	at Buffalo	W	110	109	19-15	3/16	PHOENIX	W	135	127	43-32
12/23	(1) at Philadelphia	W	124	112	20-15	3/18	MILWAUKEE	L	104	105	43-33
12/26	at Cleveland	L	96	115	20-16	3/20	LOS ANGELES	W	114	112	44-33
12/27	at Philadelphia	W	121	120	21-16	3/21	at New York	W	98	93	45-33
12/28	BALTIMORE	L	111	112	21-17	3/23	at Boston	L	108	124	45-34
12/30	BUFFALO	W	120	110	22-1	3/24	CHICAGO	W	113	111	46-34
						3/25	at Baltimore	L	105	112	46-35
1/2	at Chicago	L	90	100	22-18	3/27	BOSTON	L	110	117	46-36
1/3	at Milwaukee	L	97	105	22-19						

(1) at Pittsburgh, PA

ATLANTA	OPPONENT
Most points: 138 vs. Philadelphia (3/4)	Most points: 137 (Baltimore, 2/7)
Least points: 90 at Chicago (1/2)	Least points: 82 (Buffalo, 1/26)

YEARLY RESULTS: 1973 - 74



35-47 OVERALL (23-18 at home, 12-25 on the road, 0-4 at neutral site)

SEASON STATS

	G	Min	FGM	FGA	Pct.	FTM	FTA	Pct.	Reb	Asst	PF	Stl	Blk	Pts	Avg
Maravich	76	2903	819	1791	.457	469	568	.826	374	396	261	111	13	2107	27.7
Hudson	65	2588	678	1356	.500	295	353	.836	350	213	205	160	29	1651	25.4
Gilliam	62	2003	384	846	.454	106	134	.791	267	355	190	134	18	874	14.1
Bellamy	77	2440	389	801	.486	233	383	.608	740	189	232	52	48	1011	13.1
Washington	73	2519	297	612	.485	134	196	.684	735	156	249	49	74	728	10.0
Brown	77	1715	277	632	.438	163	217	.751	441	114	239	29	16	717	9.3
Jones	74	1448	238	502	.474	116	156	.744	454	86	197	29	64	592	8.0
Bracey	75	1463	241	520	.463	69	96	.719	146	231	157	60	5	551	7.3
Wetzel	70	1232	107	252	.425	41	57	.719	170	138	147	73	19	255	3.6
Schlueter	57	547	63	135	.467	38	50	.760	155	45	84	25	22	164	2.9
Inglesby	48	398	50	131	.382	29	37	.784	44	37	43	19	4	129	2.7
Tschogl	64	499	59	166	.355	10	17	.588	76	33	69	17	20	128	2.0

RESULTS

(#, overtime; #2, double OT; #3, three OT; #4, four OT)

Date	Opponent	W/L	All.	Opp.	Record	Date	Opponent	W/L	All.	Opp.	Record
10/9	CAPITAL	W	128	114	1-0	1/6	(1) at Buffalo	L	109	118	20-21
10/11	LOS ANGELES	W	129	102	2-0	1/8	at Buffalo	L	96	100	20-22
10/12	at Detroit	L	105	122	2-1	1/10	CHICAGO	L	104	116	20-23
10/13	KC/OMAHA	L	102	117	2-2	1/11	(2) at Philadelphia	L	100	121	20-24
10/20	at Phoenix	L	108	118	2-3	1/13	BOSTON	W	128	105	21-24
10/21	at Los Angeles	W	119	100	3-3	1/17	PORTLAND	W	126	99	22-24
10/24	at Seattle	W	131	106	4-3	1/18	at Boston	L	94	98	22-25
10/26	at Portland	L	110	127	4-4	1/19	SEATTLE	W	127	109	23-25
10/27	at Golden State	W	125	116	5-4	1/22	at Chicago	L	89	102	23-26
10/30	PHOENIX	W	122	101	6-4	1/23	HOUSTON	L	104	115	23-27
						1/26	BUFFALO	W	132	122	24-27
11/2	at Houston	W	125	123	7-4	1/27	NEW YORK	L	89	111	24-28
11/3	BOSTON	L	109	122	7-5	1/29	at Cleveland	L	111	118	24-29
11/4	at Cleveland	W	115	110	8-5	1/30	GOLDEN STATE	L	122	129	24-30
11/8	DETROIT	L	115	129	8-6						
11/10	PHILADELPHIA	W	120	97	9-6	2/2	HOUSTON	W	117	107	25-30
11/13	at Buffalo	L	114	121	9-7	2/3	at Houston	L	112	123	25-31
11/15	PORTLAND	W	123	114	10-7	2/5	CAPITAL	W	121	103	26-31
11/17	CAPITAL	L	109	115	10-8	2/6	LOS ANGELES	W	107	103	27-31
11/22	GOLDEN STATE	L	99	101	10-9	2/8	at Philadelphia	W	99	90	28-31
11/23	at Capital	L	86	101	10-10	2/9	CLEVELAND	L	84	104	28-32
11/24	MILWAUKEE	L	92	112	10-11	2/11	PHILADELPHIA	L	95	116	28-33
11/27	at KC/Omaha	W	129	110	11-11	2/14	at Golden State	L	105	121	28-34
11/28	BUFFALO	W	130	106	12-11	2/16	(#) at Phoenix	L	123	124	28-35
						2/17	at Los Angeles	W	113	110	29-35
12/1	SEATTLE	W	120	110	13-11	2/20	(3) at Milwaukee	L	94	110	29-36
12/5	at KC/Omaha	L	105	117	13-12	2/23	at New York	L	90	98	29-37
12/7	at Boston	L	112	116	13-13	2/24	(4) at Boston	L	96	111	29-38
12/8	at New York	L	100	117	13-14	2/27	KC/Omaha	L	76	85	29-39
12/11	(#) BUFFALO	L	127	132	13-15						
12/15	at Milwaukee	L	82	116	13-16	3/1	MILWAUKEE	L	89	105	29-40
12/18	at Capital	W	98	91	14-16	3/2	HOUSTON	W	129	122	30-40
12/19	NEW YORK	W	107	105	15-16	3/5	at Capital	L	89	103	30-41
12/21	at Houston	W	124	110	16-16	3/6	NEW YORK	L	94	96	30-42
12/22	CLEVELAND	L	98	108	16-17	3/9	CHICAGO	W	106	99	31-42
12/26	PHILADELPHIA	W	145	118	17-17	3/10	DETROIT	L	111	116	31-43
12/28	at Chicago	L	94	118	17-18	3/12	at Cleveland	L	84	95	31-44
12/29	HOUSTON	W	114	110	18-18	3/15	at Seattle	W	126	107	32-44
12/30	at Cleveland	W	99	94	19-18	3/16	at Portland	L	127	128	32-45
						3/20	BOSTON	W	99	89	33-45
1/1	at New York	L	89	99	19-19	3/22	at Philadelphia	W	107	106	34-45
1/2	PHOENIX	L	113	116	19-20	3/23	(#) CAPITAL	W	119	108	35-45
1/5	CLEVELAND	W	99	86	20-20	3/24	at Capital	L	92	120	35-46
						3/26	at Detroit	L	108	109	35-47

- (1) at Toronto, Canada
- (2) at Hershey, PA
- (3) at Madison, WI
- (4) at Providence, RI

ATLANTA	OPPONENT
Most points: 145 vs. Philadelphia (12/26)	Most points: 132 (Buffalo, 12/11)
Least points: 76 vs. KC/Omaha (2/27)	Least points: 85 (KC/Omaha, 2/27)

HISTORY

YEARLY RESULTS: 1974 - 75



31-51 OVERALL (22-19 at home, 9-31 on the road, 0-1 at neutral site)

SEASON STATS

	G	Min	FGM	FGA	Pct.	FTM	FTA	Pct.	Reb	Asst	PF	Stl	Blk	Pts	Avg
Hudson	11	380	97	225	.431	48	57	.842	47	40	33	13	2	242	22.0
Drew	78	2289	527	1230	.428	388	544	.713	836	138	274	119	39	1442	18.5
Van Arsdale	73	2570	544	1269	.429	294	383	.768	249	207	231	78	3	1382	18.9
Gilliam	60	1393	314	736	.427	94	113	.832	204	170	124	77	13	722	12.0
Sojourner	73	2129	378	775	.488	95	146	.651	642	93	217	35	57	851	11.7
Henderson	79	2131	367	893	.411	168	241	.697	212	314	149	105	7	902	11.4
Brown	73	1986	315	684	.461	185	250	.740	434	133	228	54	15	815	11.2
Jones	75	2086	323	752	.430	132	183	.721	697	152	226	51	51	778	10.4
Meminger	80	2177	233	500	.466	168	263	.639	214	397	160	118	11	634	7.9
Washington	38	905	114	259	.440	41	55	.745	196	68	86	23	13	269	7.1
Lee	9	177	12	36	.333	32	39	.821	70	8	25	1	4	56	6.2
Kauffman	73	797	113	261	.433	59	84	.702	182	81	103	19	4	285	3.9
Wetzel	63	785	87	204	.426	68	77	.883	114	77	108	51	8	242	3.8

RESULTS

(#, overtime; #2, double OT; #3, three OT; #4, four OT)

Date	Opponent	W/L	Att.	Opp.	Record	Date	Opponent	W/L	Att.	Opp.	Record
10/18	at Chicago	L	115	120	0-1	1/8	at Boston	L	96	104	17-24
10/19	HOUSTON	W	118	112	1-1	1/10	at Chicago	L	113	116	17-25
10/22	PHILADELPHIA	W	125	92	2-1	1/11	DETROIT	L	113	118	17-26
10/24	CLEVELAND	L	97	116	2-2	1/16	WASHINGTON	W	108	85	18-26
10/25	at Boston	L	109	116	2-3	1/18	BUFFALO	L	115	129	18-27
10/30	at Detroit	W	104	96	3-3	1/19	SEATTLE	W	117	109	19-27
10/31	at New York	L	90	93	3-4	1/21	NEW ORLEANS	W	135	103	20-27
						1/23	HOUSTON	L	95	96	20-28
11/2	BOSTON	L	125	126	3-5	1/24	at Detroit	L	103	113	20-29
11/7	PHOENIX	W	109	108	4-5	1/25	MILWAUKEE	W	117	101	21-29
11/9	PORTLAND	L	115	119	4-6	1/28	at New York	L	111	115	21-30
11/10	at Milwaukee	W	99	94	5-6	1/30	NEW YORK	L	115	117	21-31
11/12	at Golden State	L	111	128	5-7	1/31	at Buffalo	L	101	111	21-32
11/14	at Portland	L	92	104	5-8						
11/16	NEW ORLEANS	W	130	104	6-8	2/1	at Cleveland	L	109	112	21-33
11/19	SEATTLE	W	122	113	7-8	2/4	CLEVELAND	W	111	97	22-33
11/21	NEW YORK	L	95	101	7-9	2/6	DETROIT	W	111	98	23-33
11/22 (1)	at New Orleans	L	86	90	7-10	2/7	at Houston	L	97	105	23-34
11/23	KC/OMAHA	L	100	103	7-11	2/8	NEW ORLEANS	L	102	106	23-35
11/26	WASHINGTON	W	119	102	8-11	2/10	at New Orleans	L	89	96	23-36
11/27	at Washington	L	104	114	8-12	2/14	at Los Angeles	L	100	108	23-37
11/29	at Houston	W	96	91	9-12	2/15	at Phoenix	W	111	107	24-37
						2/20	at Golden State	L	102	108	24-38
12/3	at Phoenix	W	90	85	10-12	2/21	at Seattle	L	108	110	24-39
12/6	at Los Angeles	L	84	100	10-13	2/23	(#) at Cleveland	L	105	111	24-40
12/8	at Seattle	W	102	95	11-13	2/27	CHICAGO	L	91	111	24-41
12/10	at Portland	W	107	103	12-13						
12/12	GOLDEN STATE	L	109	129	12-14	3/1	KC/OMAHA	W	108	95	25-41
12/14 (#)	BOSTON	L	90	92	12-15	3/4	LOS ANGELES	W	109	97	26-41
12/17	WASHINGTON	W	96	85	13-15	3/5	at Washington	L	112	118	26-42
12/19	CHICAGO	L	80	88	13-16	3/6	GOLDEN STATE	W	110	106	27-42
12/20	at Buffalo	W	113	102	14-16	3/8	NEW ORLEANS	W	113	101	28-42
12/21	HOUSTON	L	96	101	14-17	3/11	WASHINGTON	L	87	99	28-43
12/23	at Philadelphia	L	88	100	14-18	3/13	MILWAUKEE	L	104	120	28-44
12/25	at Washington	L	92	110	14-19	3/15	at New Orleans	L	123	140	28-45
12/26	at Houston	L	86	114	14-20	3/16	PHOENIX	W	117	114	29-45
12/28	LOS ANGELES	W	106	89	15-20	3/18	at KC/Omaha	L	101	105	29-46
12/29	at Cleveland	L	103	110	15-21	3/21	at Philadelphia	L	103	114	29-47
						3/22	PHILADELPHIA	W	104	100	30-47
1/1	at KC/Omaha	W	102	97	16-21	3/25	PORTLAND	L	89	105	30-48
1/2	at Milwaukee	L	111	116	16-22	3/29	CLEVELAND	W	103	97	31-48
1/4	BUFFALO	L	108	121	16-23	3/30	at New Orleans	L	105	108	31-49
1/7 (#)	CLEVELAND	W	113	112	17-23						
						4/1	at Houston	L	104	113	31-50
						4/5	at Washington	L	115	123	31-51

(1) at Baton Rouge, LA

ATLANTA	OPPONENT
Most points: 130 vs. New Orleans (11/16)	Most points: 140 (New Orleans, 3/15)
Least points: 80 vs. Chicago (12/19)	Least points: 85 (three times)

YEARLY RESULTS: 1975 - 76

29-53 OVERALL (20-21 at home, 9-32 on the road)



SEASON STATS

	G	Min	FGM	FGA	Pct.	FTM	FTA	Pct.	Reb	Asst	PF	Stl	Blk	Pts	Avg
Drew	77	2351	586	1168	.502	488	656	.744	660	150	261	138	30	1660	21.6
Hudson	81	2558	569	1205	.472	237	291	.814	300	214	241	124	17	1375	17.0
Henderson	81	2900	469	1136	.413	216	305	.708	265	374	195	137	10	1154	14.2
Van Arsdale	75	2026	346	785	.441	126	166	.759	186	146	202	57	7	818	10.9
Jones	66	1762	251	542	.463	163	219	.744	524	83	214	52	61	665	10.1
Sojourner	67	1602	248	524	.473	80	119	.672	449	58	174	38	40	576	8.6
Hawkins	74	1907	237	530	.447	136	191	.712	445	212	172	80	46	610	8.2
Brown	75	1758	215	486	.442	162	209	.775	403	126	235	45	16	592	7.9
Meminger	68	1418	155	379	.409	100	152	.658	151	222	116	54	8	410	6.0
Holland	33	351	85	213	.399	22	34	.647	41	26	48	20	2	192	5.8
Willoughby	62	870	113	284	.398	66	100	.660	288	31	87	37	29	292	4.7
DuVal	13	130	15	43	.349	6	9	.667	8	20	15	6	2	36	2.8
Creighton	32	172	12	43	.279	7	16	.438	45	4	23	2	9	31	1.0

RESULTS

(#, overtime; #2, double OT; #3, three OT; #4, four OT)

Date	Opponent	W/L	Att.	Opp.	Record	Date	Opponent	W/L	Att.	Opp.	Record
10/23	NEW ORLEANS	W	109	91	1-0	1/21	BUFFALO	L	94	102	21-20
10/25	DETROIT	L	102	108	1-1	1/23	at Buffalo	L	104	119	21-21
						1/24	at Philadelphia	L	116	130	21-22
11/2 (#)	at Los Angeles	L	113	116	1-2	1/25	PHILADELPHIA	L	109	112	21-23
11/4	at Portland	W	98	97	2-2	1/27	at New York	W	114	113	22-23
11/6	CLEVELAND	L	108	113	2-3	1/28	at Boston	L	99	110	22-24
11/8	SEATTLE	W	107	94	3-3	1/29	NEW YORK	W	112	109	23-24
11/11	Bos. at Hartford	W	100	91	4-3	1/31	NEW ORLEANS	L	95	108	23-25
11/12	at Detroit	W	109	106	5-3						
11/14	WASHINGTON	W	97	88	6-3	2/1	CHICAGO	W	84	80	24-25
11/15	at New York	L	86	92	6-4	2/5	DETROIT	L	108	111	24-26
11/16	NEW YORK	W	97	96	7-4	2/7	WASHINGTON	L	90	103	24-27
11/19 (#)	at Golden State	W	104	98	8-4	2/8	LOS ANGELES	L	89	97	24-28
11/20	at Washington	L	96	105	8-5	2/10	KANSAS CITY	W	111	89	25-28
11/22	NEW ORLEANS	L	85	89	8-6	2/12	at Golden State	L	104	113	25-29
11/23	PHILADELPHIA	W	115	111	9-6	2/13	at Seattle	L	102	119	25-30
11/26	at New Orleans	W	113	108	10-6	2/15	BUFFALO	W	112	104	26-30
11/28	at Boston	L	107	114	10-7	2/17	at Cleveland	L	92	112	26-31
						2/21	at Washington	L	95	103	26-32
12/4	PORTLAND	W	94	87	11-7	2/22	at New Orleans	L	94	102	26-33
12/6	BOSTON	L	104	111	11-8	2/26	at Phoenix	L	97	115	26-34
12/10	at Kansas City	L	94	100	11-9	2/29	at Portland	L	98	102	26-35
12/11	BUFFALO	W	122	99	12-9						
12/13	KANSAS CITY	W	115	101	13-9	3/4	BOSTON	W	103	98	27-35
12/16	at New York	L	96	97	13-10	3/6	at Houston	L	97	101	27-36
12/18	LOS ANGELES	W	114	98	14-10	3/7	HOUSTON	W	123	106	28-36
12/19	at Houston	L	107	113	14-11	3/11	PHOENIX	L	99	104	28-37
12/20	HOUSTON	W	123	108	15-11	3/12	at Philadelphia	L	107	109	28-38
12/21 (#)	CHICAGO	L	90	97	15-12	3/14 (#)	at Kansas City	L	113	114	28-39
12/25	at Washington	L	94	99	15-13	3/17	at Houston	L	112	124	28-40
12/26	at Cleveland	W	98	97	16-13	3/19	at Chicago	L	101	108	28-41
12/27	MILWAUKEE	W	87	82	17-13	3/20	CLEVELAND	L	99	107	28-42
						3/23	at Golden State	L	100	118	28-43
1/1	at New Orleans	L	95	111	17-14	3/25	at Phoenix	L	98	107	28-44
1/3	PHOENIX	L	89	100	17-15	3/26	at Los Angeles	L	85	107	28-45
1/6	at Milwaukee	W	91	87	18-15	3/28	at Seattle	L	112	127	28-46
1/8	HOUSTON	L	106	115	18-16	3/30 (#)	at Milwaukee	L	126	130	28-47
1/10	CLEVELAND	L	100	106	18-17						
1/11	PORTLAND	L	109	116	18-18	4/2	at Buffalo	L	93	101	28-48
1/14	SEATTLE	L	110	112	18-19	4/3	MILWAUKEE	L	106	115	28-49
1/15	at Cleveland	W	98	91	19-19	4/4	at Cleveland	L	92	120	28-50
1/17	GOLDEN STATE	W	97	91	20-19	4/5	WASHINGTON	L	105	133	28-51
1/20	at Chicago	W	100	86	21-19	4/9	at Detroit	L	108	111	28-52
						4/10	PHILADELPHIA	W	123	109	29-52
						4/11	HOUSTON	L	111	122	29-53

ATLANTA

Most points: 155 at San Diego (2/11)
Least points: 87 at Los Angeles (1/30)

OPPONENT

Most points: 156 (Cincinnati, 12/5)
Least points: 93 (three times)

YEARLY RESULTS: 1976 - 77



31-51 OVERALL (19-22 at home, 12-29 on the road)

SEASON STATS

	G	Min	FGM	FGA	Pct.	FTM	FTA	Pct.	Reb	Asst	PF	Stl	Bk	Pts	Avg
Drew	74	2688	689	1416	.487	412	577	.714	675	133	275	102	29	1790	24.2
Robinson	36	1449	310	648	.478	186	241	.772	462	97	130	38	20	806	22.4
Hudson	58	1745	413	905	.456	142	169	.840	129	155	160	67	19	968	16.7
Henderson	46	1568	196	453	.433	126	168	.750	124	386	74	79	8	518	11.3
Charles	82	2487	354	855	.414	205	256	.801	168	295	240	141	45	913	11.1
Meriweather	74	2068	319	607	.526	182	255	.714	596	82	324	41	82	820	11.1
Terry	12	241	47	87	.540	18	21	.857	18	25	21	9	1	112	9.3
Hawes	44	945	147	305	.480	67	88	.761	261	63	141	36	24	361	8.2
Barker	59	1354	182	436	.417	112	164	.683	401	60	223	33	41	476	8.1
Hill	81	1825	175	439	.399	139	174	.799	143	403	245	85	6	489	6.0
Brown	77	1405	160	350	.457	121	150	.807	236	103	217	46	7	441	5.7
Denton	45	700	103	256	.402	33	47	.702	218	33	100	14	16	239	5.3
Willoughby	39	549	75	169	.444	43	63	.683	170	13	64	19	23	193	4.9
Sojourner	51	551	95	203	.468	41	57	.719	146	21	66	15	9	231	4.5
Davis	7	67	8	35	.229	4	13	.308	7	2	9	7	0	20	2.9
Dickerson	6	63	6	12	.500	5	8	.625	2	11	13	1	0	17	2.8

RESULTS

		(#, overtime; #2, double OT; #3, three OT; #4, four OT)									
Date	Opponent	W/L	Atl.	Opp.	Record	Date	Opponent	W/L	Atl.	Opp.	Record
10/21	HOUSTON	L	104	120	0-1	1/12	at Buffalo	W	124	118	14-28
10/24	MILWAUKEE	W	115	91	1-1	1/14	at NY Nets	W	120	101	15-28
10/26	SAN ANTONIO	W	122	114	2-1	1/15	KANSAS CITY	L	90	115	15-29
10/29	at Los Angeles	L	101	118	2-2	1/16	PORTLAND	W	125	120	16-29
10/30	at Golden State	L	106	114	2-3	1/19	at Philadelphia	L	94	114	16-30
10/31	at Seattle	L	112	126	2-4	1/21	MILWAUKEE	W	121	101	17-30
11/2	at Portland	L	116	129	2-5	1/23	GOLDEN STATE	L	97	104	17-31
11/4	CHICAGO	W	97	87	3-5	1/28	at Houston	L	104	118	17-32
11/6	DETROIT	L	105	110	3-6	1/29	HOUSTON	W	101	97	18-32
11/7	CLEVELAND	W	107	97	4-6	2/1	DETROIT	L	92	95	18-33
11/11	PORTLAND	W	107	105	5-6	2/3	BUFFALO	W	100	98	19-33
11/13	NEW ORLEANS	L	86	115	5-7	2/5	CHICAGO	W	99	96	20-33
11/16	at NY Knicks	L	97	100	5-8	2/8	at Phoenix	L	104	117	20-34
11/17	at Boston	L	91	104	5-9	2/9	at Seattle	W	99	98	21-34
11/20	PHILADELPHIA	L	106	123	5-10	2/11	at Portland	W	121	108	22-34
11/21	KANSAS CITY	L	83	106	5-11	2/15	at Golden State	L	111	117	22-35
11/24	at Indiana	L	93	115	5-12	2/18	at Los Angeles	W	111	101	23-35
11/26	at NY Nets	W	109	105	6-12	2/20	at Denver	L	95	111	23-36
11/27	BUFFALO	W	101	94	7-12	2/24	(#) NY KNICKS	W	101	98	24-36
11/28	GOLDEN STATE	L	98	132	7-13	2/25	at Chicago	L	87	96	24-37
12/2	WASHINGTON	L	90	102	7-14	2/26	SAN ANTONIO	W	119	111	25-37
12/3	at New Orleans	L	105	121	7-15	3/1	LOS ANGELES	L	90	92	25-38
12/4	NY NETS	L	105	107	7-16	3/4	WASHINGTON	W	100	99	26-38
12/8	at San Antonio	W	117	108	8-16	3/6	at Detroit	L	105	115	26-39
12/9	at Kansas City	W	102	100	9-16	3/8	PHILADELPHIA	W	99	98	27-39
12/11	at Cleveland	W	95	94	10-16	3/11	DENVER	W	100	95	28-39
12/12	PHOENIX	L	91	106	10-17	3/13	CLEVELAND	L	113	115	28-40
12/14	LOS ANGELES	W	106	104	11-17	3/16	at Philadelphia	L	100	109	28-41
12/16	at Houston	L	107	118	11-18	3/18	at Boston	L	96	98	28-42
12/17	at New Orleans	W	113	109	12-18	3/19	at NY Knicks	L	101	107	28-43
12/18	BOSTON	L	110	117	12-19	3/22	at Buffalo	W	86	84	29-43
12/19	at Milwaukee	L	109	126	12-20	3/23	BOSTON	L	96	103	29-44
12/22	at Detroit	L	94	107	12-21	3/25	at Indiana	L	95	103	29-45
12/23	at Chicago	L	95	101	12-22	3/26	at Cleveland	L	94	99	29-46
12/26	NY KNICKS	L	98	103	12-23	3/30	at Washington	L	103	110	29-47
12/28	SEATTLE	L	119	120	12-24	3/31	NY NETS	W	95	81	30-47
12/29	at Washington	L	92	96	12-25	4/2	INDIANA	L	99	106	30-48
1/2	NEW ORLEANS	L	88	93	12-26	4/3	at San Antonio	W	111	103	31-48
1/4	DENVER	W	113	109	13-26	4/5	at Phoenix	L	102	108	31-49
1/6	INDIANA	L	95	103	13-27	4/6	at Denver	L	95	110	31-50
1/10	PHOENIX	L	92	93	13-28	4/8	at Milwaukee	L	107	118	31-51

ATLANTA	OPPONENT
Most points: 125 vs. Portland (11/16)	Most points: 132 (Golden State, 11/28)
Least points: 83 vs. Kansas City (11/21)	Least points: 81 (N.Y. Nets, 3/31)

YEARLY RESULTS: 1977 - 78

41-41 OVERALL (27-9 at home, 12-29 on the road, 2-3 at neutral site)



SEASON STATS

	G	Min	FGM	FGA	Pct.	FTM	FTA	Pct.	Reb	Asst	PF	Stl	Blk	Pts	Avg
Drew	70	2203	593	1236	.480	437	575	.760	511	141	247	119	27	1623	23.2
Hawes	75	2325	387	854	.453	175	214	.818	690	190	230	78	57	949	12.7
Criss	77	1935	319	751	.425	236	296	.797	121	294	143	108	5	874	11.4
Behagen	26	751	117	249	.470	51	70	.729	173	34	97	30	12	285	11.0
E. Johnson	79	1875	332	686	.484	164	201	.816	153	235	232	100	4	828	10.5
McMillen	68	1683	280	568	.493	116	145	.800	416	84	233	33	16	676	9.9
Hill	82	2530	304	732	.415	189	223	.848	231	427	302	151	15	797	9.7
Charles	21	520	73	184	.397	42	50	.840	24	82	53	25	5	188	9.0
O. Johnson	82	1704	292	619	.472	111	130	.854	260	120	180	80	36	695	8.5
Rollins	80	1795	253	520	.487	104	148	.703	552	79	326	57	218	610	7.6
Brown	75	1594	192	405	.474	165	200	.825	303	105	280	55	8	549	7.3
Robertson	63	929	168	381	.441	37	53	.698	70	103	133	74	5	373	5.9
Terry	27	166	25	68	.368	9	11	.818	15	7	14	6	0	59	2.2

RESULTS

(#, overtime; #2, double OT; #3, three OT; #4, four OT)

Date	Opponent	W/L	Atl.	Opp.	Record	Date	Opponent	W/L	Atl.	Opp.	Record
10/22	CLEVELAND	W	107	101	1-0	1/13	SAN ANTONIO	L	92	98	19-22
10/25 (1)	at Boston	L	103	110	1-1	1/14	at Kansas City	L	101	110	19-23
10/26 (#)	at New Jersey	W	113	110	2-1	1/17	KANSAS CITY	W	111	90	20-23
10/28	LOS ANGELES	W	102	95	3-1	1/18 (2)	NEW ORLEANS.	L	106	108	20-24
						1/19 (3)	at Chicago	L	95	105	20-25
11/1	SEATTLE	W	102	99	4-1	1/21	INDIANA	W	111	100	21-25
11/2	at Detroit	W	102	89	5-1	1/22	at Cleveland	L	89	93	21-26
11/4	at Kansas City	W	111	110	6-1	1/27	NEW YORK	W	105	96	22-26
11/5	GOLDEN STATE	W	100	94	7-1	1/29	BUFFALO	W	107	102	23-26
11/10	at Houston	W	132	101	8-1	1/31 (#)	at Chicago	L	103	106	23-27
11/11	PORTLAND	L	92	132	8-2						
11/12	at San Antonio	L	99	116	8-3	2/2	at Indiana	W	107	105	24-27
11/15	PHILADELPHIA	L	93	114	8-4	2/8	at Denver	L	109	114	24-28
11/16	at Boston	L	105	131	8-5	2/9	at Phoenix	L	98	125	24-29
11/19	NEW JERSEY	W	129	114	9-5	2/12	at Los Angeles	W	116	103	25-29
11/23	DENVER	W	105	104	10-5	2/15	at Portland	L	99	102	25-30
11/25	MILWAUKEE	L	115	117	10-6	2/17 (4)	at New Orleans	W	111	102	26-30
11/29	BOSTON	W	108	101	11-6	2/18	at Houston	L	112	121	26-31
11/30	at Buffalo	L	93	105	11-7	2/22 (2)	PHOENIX	W	107	95	27-31
						2/23	at San Antonio	L	105	118	27-32
12/3	at Golden State	L	101	118	11-8	2/24	GOLDEN STATE	L	96	97	27-33
12/4	at Phoenix	W	96	89	12-8	2/26	BUFFALO	W	119	117	28-33
12/5	at Seattle	L	88	99	12-9	2/28	BOSTON	W	117	85	29-33
12/7	at Denver	L	116	123	12-10						
12/9	NEW YORK	L	84	103	12-11	3/1	at New Jersey	L	95	97	29-34
12/10	at Cleveland	L	87	102	12-12	3/3	HOUSTON	W	133	110	30-34
12/13	at New York	L	106	107	12-13	3/5	SEATTLE	W	101	94	31-34
12/14	at Philadelphia	W	108	99	13-13	3/7	DETROIT	W	123	109	32-34
12/16	SAN ANTONIO	W	115	99	14-13	3/8	at Philadelphia	L	97	108	32-35
12/18 (#2)	PHOENIX	W	134	129	15-13	3/10	PORTLAND	W	114	105	33-35
12/20	at Chicago	L	86	94	15-14	3/12	MILWAUKEE	W	98	93	34-35
12/21	at Indiana	L	98	109	15-15	3/16	at Golden State	L	98	104	34-36
12/23	at Milwaukee	W	109	93	16-15	3/18	at Portland	L	86	105	34-37
12/25	at Washington	L	93	100	16-16	3/19	at Los Angeles	L	87	101	34-38
12/26	WASHINGTON	L	106	113	16-17	3/21	at Milwaukee	L	86	100	34-39
12/28	INDIANA	W	99	92	17-17	3/24 (#)	NEW ORLEANS	W	96	94	35-39
12/30 (2)	DENVER	L	104	106	17-18	3/25	at Washington	L	95	98	35-40
						3/28	LOS ANGELES	W	105	104	36-40
1/3	DETROIT	L	103	106	17-19	3/31 (#)	PHILADELPHIA	W	111	110	37-40
1/4	at Detroit	L	97	111	17-20	4/2	NEW JERSEY	W	124	113	38-40
1/6	at New Orleans	W	94	96	17-21	4/4	at New York	W	105	101	39-40
1/7	HOUSTON	L	106	83	18-21	4/5	at Buffalo	W	87	74	40-40
1/11 (2)	WASHINGTON	W	100	95	19-21	4/7	CLEVELAND	L	109	111	40-41
						4/9	CHICAGO	W	99	85	41-41

- (1) at Hartford, CT
- (2) at Charlotte, NC
- (3) at Louisville, KY
- (4) at Baton Rouge, LA

ATLANTA	OPPONENT
Most points: 134 vs. Phoenix (12/18)	Most points: 132 (Portland, 11/11)
Least points: 84 vs. New York (12/9)	Least points: 74 (Buffalo, 4/5)

HISTORY

YEARLY RESULTS: 1978 - 79



46-36 OVERALL (34-7 at home, 12-29 on the road)

SEASON STATS

	G	Min	FGM	FGA	Pct.	FTM	FTA	Pct.	Reb	Asst	PF	Stl	Blk	Pts	Avg
Drew	79	2410	650	1375	.473	495	677	.731	522	119	332	128	16	1795	22.7
Johnson	78	2413	501	982	.510	243	292	.832	170	360	241	121	11	1245	16.0
Roundfield	80	2539	462	916	.504	300	420	.714	865	131	358	87	176	1224	15.3
Hawes	81	2205	372	756	.492	108	132	.818	591	184	264	79	47	852	10.5
Hill	82	2527	296	682	.434	246	288	.854	164	480	292	102	16	838	10.2
Furlow	29	576	113	235	.481	60	70	.857	71	81	42	18	13	286	9.9
Rollins	81	1900	297	555	.535	89	141	.631	588	49	238	46	254	683	8.4
Givens	74	1347	234	564	.415	102	135	.756	214	83	121	72	17	570	7.7
Lee	49	997	144	313	.460	88	117	.752	59	169	88	56	1	376	7.7
McMillen	82	1392	232	498	.466	106	119	.891	332	69	211	15	32	570	7.0
Criss	54	879	109	289	.377	67	86	.779	60	138	70	41	3	285	5.3
Wilson	61	589	81	197	.411	24	44	.545	76	72	66	30	8	186	3.0
Herron	14	81	14	48	.292	12	13	.923	10	3	11	6	2	40	2.9

RESULTS

(#, overtime; #2, double OT; #3, three OT; #4, four OT)

Date	Opponent	W/L	Atl.	Opp.	Record	Date	Opponent	W/L	Atl.	Opp.	Record
10/13	at Indiana	L	104	117	0-1	1/10	(#2) at Milwaukee	W	117	113	21-21
10/14	DETROIT	W	122	114	1-1	1/12	at Chicago	W	100	93	22-21
10/18	BOSTON	L	99	116	1-2	1/13	SAN DIEGO	W	124	119	23-21
10/21	DENVER	W	130	125	2-2	1/14	HOUSTON	W	115	105	24-21
10/24	at New York	L	109	113	2-3	1/17	PORTLAND	W	111	110	25-21
10/25	at Philadelphia	L	117	118	2-4	1/20	NEW ORLEANS	W	118	94	26-21
10/28	CHICAGO	W	116	92	3-4	1/21	at New Orleans	L	87	108	26-22
10/31	at Washington	W	110	108	4-4	1/23	INDIANA	L	107	110	26-23
						1/25	SEATTLE	L	98	100	26-24
11/2	GOLDEN STATE	L	106	113	4-5	1/27	SAN ANTONIO	W	120	113	27-24
11/40	(#) NEW JERSEY	L	117	118	4-6	1/30	at Washington	L	105	109	27-25
11/91	SAN DIEGO	W	125	101	5-6	1/31	KANSAS CITY	W	130	118	28-25
11/10	at Boston	W	115	103	6-6						
11/11	MILWAUKEE	W	105	92	7-6	2/6	BOSTON	W	104	101	29-25
11/16	at Kansas City	L	100	109	7-7	2/7	at Kansas City	L	108	124	29-26
11/18	PHILADELPHIA	W	124	116	8-7	2/9	at Phoenix	W	105	102	30-26
11/21	at San Diego	W	113	107	9-7	2/11	at Portland	L	87	91	30-27
11/22	at Denver	W	113	111	10-7	2/14	at Seattle	L	104	116	30-28
11/24	at Detroit	L	117	119	10-8	2/18	at San Diego	L	101	116	30-29
11/25	LOS ANGELES	W	109	103	11-8	2/20	at Cleveland	W	119	109	31-29
11/28	at Cleveland	L	98	112	11-9	2/21	PORTLAND	W	106	83	32-29
11/30	(#) NEW YORK	W	102	96	12-9	2/24	PHOENIX	W	110	85	33-29
						2/27	HOUSTON	W	125	111	34-29
12/2	NEW ORLEANS	W	128	94	13-9	3/1	GOLDEN STATE	W	104	86	35-29
12/6	at Phoenix	L	109	136	13-10	3/3	CHICAGO	W	119	101	36-29
12/8	at Seattle	L	106	107	13-11	3/6	PHILADELPHIA	W	94	91	37-29
12/9	at Golden State	L	84	94	13-12	3/7	(#) KANSAS CITY	W	122	120	38-29
12/10	at Los Angeles	L	86	88	13-13	3/11	(#) SEATTLE	W	113	111	39-29
12/13	INDIANA	W	117	101	14-13	3/13	at Portland	L	82	103	39-30
12/15	at New Jersey	W	121	112	15-13	3/14	at Golden State	L	98	113	39-31
12/17	at New York	L	105	111	15-14	3/16	at Los Angeles	L	110	111	39-32
12/19	at Chicago	L	95	101	15-15	3/17	at Denver	L	111	118	39-33
12/20	NEW YORK	W	121	112	16-15	3/20	CLEVELAND	W	115	109	40-33
12/22	at Boston	L	105	124	16-16	3/21	DETROIT	W	111	104	41-33
12/23	CLEVELAND	W	109	91	17-16	3/23	at San Antonio	W	115	108	42-33
12/26	at San Antonio	L	111	124	17-17	3/24	at Houston	L	116	120	42-34
12/27	SAN ANTONIO	W	115	107	18-17	3/30	at New Jersey	L	106	117	42-35
12/29	at Philadelphia	L	107	113	18-18	3/31	at New Orleans	L	107	109	42-36
12/30	DENVER	W	113	87	19-18						
1/3	LOS ANGELES	L	96	99	19-19	4/1	NEW JERSEY	W	109	98	43-36
1/5	at Houston	W	109	106	20-19	4/4	MILWAUKEE	W	118	109	44-36
1/6	WASHINGTON	L	102	106	20-20	4/6	at Detroit	W	112	96	45-36
1/7	at Indiana	L	97	112	20-21	4/7	WASHINGTON	W	103	102	46-36

ATLANTA

Most points: 130 (two times)
Least points: 82 at Portland (3/13)

OPPONENT

Most points: 136 (Phoenix, 12/6)
Least points: 83 (Portland, 2/21)

YEARLY RESULTS: 1979 - 80

50-32 OVERALL (32-9 at home, 18-23 on the road)



SEASON STATS

	G	Min	FGM	FGA	Pct.	FTM	FTA	Pct.	Reb	Asst	PF	Stl	Blk	Pts	Avg
Drew	80	2306	535	1182	.453	489	646	.757	471	101	313	91	23	1559	19.5
Johnson	79	2622	590	1212	.487	280	338	.828	200	370	216	120	24	1465	18.5
Roundfield	81	2588	502	1007	.499	330	465	.710	837	184	317	101	139	1334	16.5
Hawes	82	1885	304	605	.502	150	182	.824	496	144	205	74	29	761	9.3
Rollins	82	2123	287	514	.558	157	220	.714	774	76	322	54	244	731	8.9
McMillen	53	1071	191	382	.500	81	107	.757	220	62	126	36	14	463	8.7
Furlow	21	404	66	161	.410	44	51	.863	42	72	19	19	9	177	8.4
Criss	81	1794	249	578	.431	172	212	.811	116	246	133	74	4	671	8.3
Hill	79	2092	177	431	.411	124	146	.849	138	424	261	107	8	479	6.1
Givens	82	1254	182	473	.385	106	128	.828	242	59	132	51	19	470	5.7
McElroy	31	516	66	171	.386	37	53	.698	49	65	45	21	5	171	5.5
Brown	28	361	37	98	.378	34	44	.773	62	14	66	3	4	108	3.9
Pellom	44	373	44	108	.407	21	30	.700	92	18	70	12	12	109	2.5
Lee	30	364	29	91	.319	9	17	.529	33	67	65	15	4	67	2.2
Wilson	5	59	2	14	.143	4	6	.667	3	11	3	4	1	8	1.6

3-pt. field goals: Atlanta 13-75 (.173) - Drew 0-7 (.000), Johnson 5-13 (.385), Roundfield 0-4 (.000), Hawes 3-8 (.375), McElroy 2-7 (.286), McMillen 0-1 (.000), Furlow 1-9 (.111), Criss 1-17 (.059), Hill 1-4 (.250), Givens 0-2 (.000), Lee 0-3 (.000). Opponents 46-183 (.251).

RESULTS

(#, overtime; #2, double OT; #3, three OT; #4, four OT)

Date	Opponent	W/L	Atl.	Opp.	Record	Date	Opponent	W/L	Atl.	Opp.	Record
10/12	NEW YORK	W	121	104	1-0	1/3	NEW JERSEY	L	119	126	25-16
10/13	at Indiana	L	101	115	1-1	1/5	KANSAS CITY	L	107	112	25-17
10/16	SAN ANTONIO	L	116	118	1-2	1/9	CLEVELAND	W	111	107	26-17
10/17	at Washington	L	97	100	1-3	1/11	at Boston	L	93	108	26-18
10/18	INDIANA	W	115	85	2-3	1/12	SAN ANTONIO	W	120	101	27-18
10/20	at Houston	L	102	107	2-4	1/13	at San Antonio	W	107	104	28-18
10/23	at Cleveland	W	121	111	3-4	1/16	at San Diego	L	108	111	28-19
10/24	CLEVELAND	W	128	118	4-4	1/17	at Phoenix	L	99	101	28-20
10/26	at New Jersey	W	94	90	5-4	1/18	at Los Angeles	L	102	108	28-21
10/27	BOSTON	L	95	100	5-5	1/22	at Kansas City	L	89	101	28-22
10/31	PHILADELPHIA	W	102	97	6-5	1/23	SEATTLE	L	96	98	28-23
						1/26	CHICAGO	W	109	104	29-23
11/2	at Philadelphia	W	85	81	7-5	1/27	at San Antonio	W	118	111	30-23
11/3	NEW JERSEY	W	110	107	8-5	1/29	WASHINGTON	W	98	82	31-23
11/6	at New York	W	98	96	9-5	1/31	(#) GOLDEN STATE	W	111	107	32-23
11/7	at Detroit	W	115	107	10-5						
11/10	WASHINGTON	W	109	105	11-5	2/7	at Utah	W	92	90	33-23
11/13	at New Jersey	L	82	101	11-6	2/10	(#) at Golden State	W	98	96	34-23
11/14	UTAH	W	108	97	12-6	2/12	at Portland	W	95	89	35-23
11/17	HOUSTON	L	100	102	12-7	2/13	at Seattle	L	86	93	35-24
11/20	DETROIT	W	109	105	13-7	2/15	at Denver	L	98	111	35-25
11/21	at Milwaukee	L	93	96	13-8	2/17	at Detroit	W	108	99	36-25
11/23	at Chicago	L	98	103	13-9	2/20	MILWAUKEE	W	106	103	37-25
11/24	BOSTON	L	101	106	13-10	2/22	PHOENIX	W	111	104	38-25
11/27	at San Antonio	W	143	120	14-10	2/26	at Boston	L	97	108	38-26
11/28	PORTLAND	W	106	99	15-10	2/27	INDIANA	W	116	111	39-26
11/30	at Houston	L	95	106	15-11	2/29	(#) CLEVELAND	W	111	102	40-26
12/1	SAN DIEGO	W	106	96	16-11	3/2	DENVER	W	100	93	41-26
12/2	at Cleveland	L	108	126	16-12	3/4	HOUSTON	L	83	93	41-27
12/5	at Boston	W	120	92	17-12	3/7	at Indiana	W	99	94	42-27
12/8	at Washington	L	95	96	17-13	3/8	at Houston	W	97	79	43-27
12/9	at New Jersey	W	122	85	18-13	3/9	NEW YORK	W	98	92	44-27
12/12	NEW YORK	W	114	102	19-13	3/11	(#) PHILADELPHIA	L	97	102	44-28
12/14	at Philadelphia	W	103	98	20-13	3/14	BOSTON	W	88	87	45-28
12/15	PHILADELPHIA	W	112	96	21-13	3/16	INDIANA	W	95	90	46-28
12/18	at New York	L	99	101	21-14	3/18	at New York	L	110	111	46-29
12/19	LOS ANGELES	W	119	112	22-14	3/19	WASHINGTON	W	109	93	47-29
12/20	at Detroit	W	122	103	23-14	3/21	DETROIT	W	108	95	48-29
12/22	at Indiana	L	110	130	23-15	3/23	SAN ANTONIO	W	103	95	49-29
12/27	HOUSTON	W	112	110	24-15	3/26	at Philadelphia	L	81	84	49-30
12/29	DETROIT	W	115	104	25-15	3/27	NEW JERSEY	W	117	100	50-30
						3/28	at Washington	L	80	100	50-31
						3/30	at Cleveland	L	102	111	50-32

ATLANTA	OPPONENT
Most points: 143 at San Antonio(11/27)	Most points: 130 (Indiana, 12/22)
Least points: 80 at Washington (3/28)	Least points: 93 (three times)

HISTORY

YEARLY RESULTS: 1980 - 81



31-51 OVERALL (20-21 at home, 11-30 on the road)

SEASON STATS

	G	Min	FGM	FGA	Pct.	FTM	FTA	Pct.	Reb	Asst	PF	Stl	Blk	Pts	Avg
Drew	67	2075	500	1096	.456	454	577	.787	383	79	264	98	15	1454	21.7
Johnson	75	2693	573	1136	.504	279	356	.784	179	407	188	126	11	1431	19.1
Roundfield	63	2128	426	808	.527	256	355	.721	634	161	258	76	119	1108	17.6
D. Collins	47	1184	230	530	.434	137	162	.846	187	115	166	69	11	597	12.7
Matthews	34	1105	161	330	.488	103	123	.837	72	212	122	61	7	425	12.5
Hawes	74	2309	333	637	.523	222	278	.799	561	198	289	73	32	889	12.0
Criss	66	1708	220	485	.454	185	214	.864	100	283	87	61	3	626	9.5
McMillen	79	1564	253	519	.487	80	108	.741	295	72	165	23	25	587	7.4
Rollins	40	1044	116	210	.552	46	57	.807	286	35	151	29	117	278	7.0
Pellom	77	1472	186	380	.489	81	116	.698	356	48	228	50	92	453	5.9
Hill	24	624	39	116	.336	42	50	.840	51	118	60	26	3	120	5.0
Shelton	55	586	100	219	.457	35	58	.603	138	27	128	18	5	235	4.3
McElroy	54	680	78	202	.386	48	59	.814	48	84	62	20	9	205	3.8
Burleson	31	363	41	99	.414	20	41	.488	94	12	73	8	19	102	3.3
A. Collins	29	395	35	99	.354	24	36	.667	41	25	35	11	1	94	3.2

3-pt. field goals: Atlanta 10-82 (.122) - Drew 0-7 (.000), Johnson 6-20 (.300), Roundfield 0-1 (.000), Matthews 0-6 (.000), Hawes 1-4 (.250), Criss 1-21 (.048), McMillen 1-6 (.167), Rollins 0-1 (.000), Pellom 0-1 (.000), Shelton 0-1 (.000), McElroy 1-8 (.125), A. Collins 0-2 (.000), D. Collins 0-3 (.000), Hill 0-1 (.000). Opponents 32-152 (.211).

RESULTS

(#, overtime; #2, double OT; #3, three OT; #4, four OT)

Date	Opponent	W/L	Atl.	Opp.	Record	Date	Opponent	W/L	Atl.	Opp.	Record
10/11	CHICAGO	W	101	93	1-0	1/6	PHOENIX	L	106	113	18-24
10/14	BOSTON	W	122	116	2-0	1/8	at Milwaukee	L	95	98	18-25
10/17	NEW YORK	W	113	101	3-0	1/9	(#) CLEVELAND	L	107	108	18-26
10/18	(#) at Detroit	W	125	123	4-0	1/13	at Denver	L	132	135	18-27
10/21	INDIANA	L	116	121	4-1	1/14	at San Diego	L	85	106	18-28
10/24	at Indiana	L	97	104	4-2	1/16	at Golden State	W	111	110	19-28
10/25	PHILADELPHIA	L	100	113	4-3	1/18	at Phoenix	L	86	120	19-29
10/28	KANSAS CITY	W	119	109	5-3	1/21	at Los Angeles	L	106	116	19-30
10/30	(#) at New York	L	115	116	5-4	1/23	CLEVELAND	L	98	106	19-31
10/31	at Philadelphia	L	96	107	5-5	1/24	CHICAGO	L	102	104	19-32
						1/27	WASHINGTON	L	104	105	19-33
11/1	MILWAUKEE	L	93	97	5-6	1/29	NEW YORK	L	111	114	19-34
11/4	at Washington	L	98	122	5-7						
11/5	at Boston	L	87	104	5-8	2/3	PHILADELPHIA	L	93	97	19-35
11/7	at Chicago	L	100	103	5-9	2/6	at Dallas	W	100	98	20-35
11/8	at New Jersey	L	111	115	5-10	2/7	at Houston	L	81	87	20-36
11/11	LOS ANGELES	W	97	126	5-11	2/10	GOLDEN STATE	W	110	100	21-36
11/13	at Cleveland	L	111	114	5-12	2/12	at San Antonio	L	109	110	21-37
11/15	WASHINGTON	L	88	100	5-13	2/13	at Kansas City	L	106	118	21-38
11/18	SAN ANTONIO	W	97	93	6-13	2/15	at Philadelphia	L	98	116	21-39
11/22	UTAH	W	99	93	7-13	2/18	at Indiana	W	99	96	22-39
11/25	PORTLAND	W	112	108	8-13	2/21	at Cleveland	W	118	105	23-39
11/26	at Indiana	L	89	110	8-14	2/22	at Chicago	W	121	116	24-39
11/28	(#) at Milwaukee	L	108	113	8-15	2/24	(#) NEW YORK	L	117	120	24-40
11/29	DETROIT	L	95	98	8-16	2/27	BOSTON	L	102	130	24-41
12/2	(#) PHILADELPHIA	W	112	108	9-16	3/1	SEATTLE	W	108	102	25-41
12/3	at Boston	L	101	106	9-17	3/3	at New York	W	100	93	26-41
12/5	at Philadelphia	L	100	104	9-18	3/5	at Milwaukee	L	91	107	26-42
12/6	DALLAS	W	110	104	10-18	3/6	NEW JERSEY	W	109	106	27-42
12/9	SAN DIEGO	W	114	87	11-18	3/7	HOUSTON	W	114	108	28-42
12/10	at Detroit	W	100	92	12-18	3/10	CHICAGO	L	116	118	28-43
12/13	MILWAUKEE	W	122	119	13-18	3/11	at Detroit	L	97	100	28-44
12/16	NEW JERSEY	W	131	114	14-18	3/13	DENVER	W	119	117	29-44
12/18	at Utah	W	109	97	15-18	3/14	CLEVELAND	L	110	112	29-45
12/19	at Seattle	L	92	95	15-19	3/17	at Cleveland	L	107	122	29-46
12/20	(#) at Portland	L	119	122	15-20	3/18	at Boston	W	108	97	30-46
12/23	WASHINGTON	W	100	83	16-20	3/20	at New Jersey	L	96	108	30-47
12/26	at New Jersey	W	108	95	17-20	3/22	at Washington	L	101	121	30-48
12/27	BOSTON	L	107	112	17-21	3/24	DETROIT	W	96	91	31-48
12/30	DENVER	W	96	89	18-21	3/26	INDIANA	L	107	115	31-49
						3/27	at Chicago	L	83	108	31-50
1/2	INDIANA	L	106	109	18-22	3/29	(#) MILWAUKEE	L	128	132	31-51
1/3	at New York	L	95	131	18-23						

(#, overtime; #2, double OT; #3, three OT; #4, four OT)

ATLANTA	OPPONENT
Most points: 132 at Denver (1/13)	Most points: 135 (Denver, 1/13)
Least points: 81 at Houston (2/7)	Least points: 83 (Washington, 12/23)

YEARLY RESULTS: 1981 - 82

42-40 OVERALL (24-17 at home, 18-23 on the road)



SEASON STATS

	G	Min	FGM	FGA	Pct.	FTM	FTA	Pct.	Reb	Asst	PF	Stl	Blk	Pts	Avg
Roundfield	61	2217	424	910	.466	285	375	.760	721	162	210	64	93	1134	18.6
Drew	70	2040	465	957	.486	364	491	.741	375	96	250	64	3	1298	18.5
Johnson	68	2314	455	1011	.450	294	385	.764	191	358	188	102	16	1211	17.8
Sparrow	82	2610	366	730	.501	124	148	.838	224	424	240	87	13	857	10.5
McMillen	73	1792	291	572	.509	140	170	.824	336	129	202	25	24	723	9.9
Hawes	49	1317	178	370	.481	96	126	.762	320	142	156	36	34	456	9.3
Cris	27	552	84	210	.400	65	73	.890	38	75	40	23	2	235	8.7
Glenn	49	833	158	291	.543	59	67	.881	61	87	80	26	3	376	7.7
Macklin	79	1516	210	484	.434	134	173	.775	263	47	225	40	20	554	7.0
Matthews	47	837	131	298	.440	60	79	.759	58	139	129	53	2	324	6.9
McElroy	20	349	52	125	.416	29	36	.806	17	39	44	8	3	134	6.7
Rollins	79	2018	202	346	.584	79	129	.612	611	59	285	35	224	483	6.1
Williams	23	189	42	110	.382	22	26	.846	12	19	18	6	0	110	4.8
Wood	19	238	36	105	.343	20	28	.714	44	11	34	9	1	92	4.8
Pellom	69	1037	114	251	.454	61	79	.772	229	28	164	29	47	289	4.2
Shelton	4	21	2	6	.333	1	2	.500	3	0	3	1	0	5	1.3

3-pt. field goals: Atlanta 28-128 (.219) - Roundfield 1-5 (.200), Drew 4-12 (.333), Johnson 7-30 (.233), Williams 4-20 (.200), Sparrow 1-15 (.067), McMillen 1-3 (.333), Hawes 4-10 (.400), Criss 2-8 (.250), Glenn 1-2 (.500), Macklin 0-3 (.000), Matthews 2-8 (.250), McElroy 1-5 (.200), Wood 0-6 (.000), Pellom 0-1 (.000). Opponents 46-186 (.247).

RESULTS

Date	Opponent	W/L	Atl.	Opp.	Record
10/31	PHILADELPHIA	L	106	108	0-1
11/3	at Chicago	L	96	104	0-2
11/4	at New Jersey	W	95	86	1-2
11/6	at Philadelphia	W	106	99	2-2
11/10	MILWAUKEE	W	94	83	3-2
11/12	WASHINGTON	L	87	95	3-3
11/14	DETROIT	L	104	117	3-4
11/18	PHOENIX	W	102	97	4-4
11/19	at New York	W	89	84	5-4
11/21	INDIANA	W	107	100	6-4
11/24 (#)	CLEVELAND	W	94	92	7-4
11/27 (#)	at Detroit	W	114	112	8-4
11/28	BOSTON	L	90	98	8-5
12/1	PHILADELPHIA	L	98	107	8-6
12/4	at Milwaukee	L	80	97	8-7
12/5	SEATTLE	L	85	92	8-8
12/8	NEW JERSEY	L	88	98	8-9
12/9	(#) at Cleveland	L	108	112	8-10
12/11	at Boston	L	86	94	8-11
12/12	BOSTON	W	108	97	9-11
12/15	NEW YORK	W	111	98	10-11
12/17	at Denver	L	103	138	10-12
12/19	at Golden State	L	109	126	10-13
12/20	at Los Angeles	L	94	112	10-14
12/22	at Indiana	L	88	92	10-15
12/26	at San Antonio	W	105	97	11-15
12/29	at Houston	W	102	93	12-15
12/30	SAN DIEGO	L	91	94	12-16
1/2	NEW JERSEY	W	97	95	13-16
1/5	CLEVELAND	W	113	103	14-16
1/8	at Milwaukee	W	90	88	15-16
1/9	NEW YORK	W	102	89	16-16
1/13	at Boston	L	95	116	16-17
1/15	at Philadelphia	W	96	90	17-17
1/17	at Washington	L	78	96	17-18
1/19	PORTLAND	W	112	101	18-18
1/21	at New York	L	101	104	18-19
1/22	SAN ANTONIO	L	107	115	18-20
1/23	at Cleveland	W	109	99	19-20
1/26	DALLAS	L	88	90	19-21
1/27	at Detroit	L	107	108	19-22

Date	Opponent	W/L	Atl.	Opp.	Record
2/2	DETROIT	L	105	106	19-23
2/3	at New Jersey	L	103	112	19-24
2/6	CLEVELAND	L	87	88	19-25
2/9	LOS ANGELES	L	117	130	19-26
2/10	at Chicago	L	73	91	19-27
2/12	at Phoenix	L	90	94	19-28
2/16	at San Diego	W	102	91	20-28
2/17	at Utah	W	117	109	21-28
2/19	(#) at Seattle	W	127	122	22-28
2/21	at Portland	W	109	97	23-28
2/23	KANSAS CITY	W	103	94	24-28
2/26	(#) CHICAGO	L	110	116	24-29
2/28	GOLDEN STATE	L	77	105	24-30
3/3	MILWAUKEE	L	87	96	24-31
3/5	at Philadelphia	L	80	89	24-32
3/6	NEW JERSEY	W	112	92	25-32
3/8	MILWAUKEE	W	98	95	26-32
3/9	DENVER	W	120	106	27-32
3/11	UTAH	W	107	91	28-32
3/13	INDIANA	W	110	90	29-32
3/14	at Washington	L	85	92	29-33
3/17	at Boston	L	109	113	29-34
3/18	HOUSTON	W	95	94	30-34
3/20	at New York	W	104	98	31-34
3/21	DETROIT	W	119	111	32-34
3/23	WASHINGTON	W	107	87	33-34
3/24	at Kansas City	L	106	110	33-35
3/26	at Indiana	W	100	87	34-35
3/27	at Dallas	W	96	85	35-35
3/30	at Chicago	W	107	92	36-35
4/1	at Milwaukee	L	113	117	36-36
4/2	BOSTON	L	107	110	36-37
4/3	WASHINGTON	W	106	101	37-37
4/6	NEW YORK	W	106	104	38-37
4/7	at Detroit	L	115	120	38-38
4/9	PHILADELPHIA	W	103	88	39-38
4/11	CHICAGO	W	108	89	40-38
4/13	at Cleveland	W	119	111	41-38
4/15	at Indiana	L	102	108	41-39
4/16	INDIANA	W	109	91	42-39
4/18	at Washington	L	96	99	42-40

ATLANTA

Most points: 127 at Seattle (2/19)
Least points: 73 at Chicago (2/10)

OPPONENT

Most points: 138 (Denver, 12/17)
Least points: 83 (Milwaukee, 11/10)

YEARLY RESULTS: 1982 - 83



43-39 OVERALL (26-15 at home, 17-24 on the road)

SEASON STATS

	G	Min	FGM	FGA	Pct.	FTM	FTA	Pct.	Reb	Asst	PF	Stl	Blk	Pts	Avg
Roundfield	77	2811	561	1193	.470	337	450	.749	880	225	239	60	115	1464	19.0
Wilkins	82	2697	601	1220	.493	230	337	.682	478	129	210	84	63	1434	17.5
E. Johnson	61	1813	389	858	.453	186	237	.785	124	318	138	61	6	978	16.0
Davis	53	1465	258	567	.455	164	206	.796	128	315	100	43	7	685	12.9
Sparrow	49	1548	264	512	.516	84	113	.743	141	238	162	70	1	615	12.6
McMillen	61	1364	198	424	.467	108	133	.812	217	76	143	17	24	504	8.3
Rollins	80	2472	561	512	.510	98	135	.726	743	75	294	49	343	620	7.8
Glenn	73	1124	230	444	.518	74	89	.831	90	125	132	30	9	534	7.3
Matthews	64	1187	171	424	.403	86	112	.768	91	249	129	60	8	442	6.9
Macklin	73	1171	170	360	.472	101	131	.771	190	71	189	41	10	441	6.0
Hawes	46	860	91	244	.373	46	62	.742	228	59	110	29	8	230	5.0
Brown	26	305	49	104	.471	25	40	.625	88	9	46	5	5	123	4.7
Smith	15	142	29	66	.439	13	14	.929	8	14	17	2	0	71	4.7
Edmonson	32	309	48	139	.345	16	27	.593	39	22	41	11	6	112	3.5
Pellom	2	9	2	6	.333	0	0	.000	0	1	0	0	0	4	2.0
G. Johnson	37	461	25	57	.439	14	19	.737	117	17	69	10	59	64	1.7
Hastings	10	42	5	16	.313	4	6	.667	10	2	3	1	1	14	1.4

3-pt. field goals: Atlanta 45-188 (.239) - Roundfield 5-27 (.185), Wilkins 2-11 (.182), E. Johnson 14-41 (.341), Davis 5-18 (.278), Sparrow 3-15 (.200), Smith 0-2 (.000), McMillen 0-1 (.000), Rollins 0-1 (.000), Glenn 0-1 (.000), Matthews 14-48 (.292), Macklin 0-4 (.000), Brown 0-1 (.000), Hawes 2-14 (.143), Edmonson 0-2 (.000), Hastings 0-2 (.000). Opponents 39-166 (.235).

RESULTS

Date	Opponent	W/L	Atl.	Opp.	Record	Date	Opponent	W/L	Atl.	Opp.	Record
10/29	at Detroit	L	86	94	0-1	1/25	PHOENIX	W	96	94	21-21
10/30	BOSTON	L	97	112	0-2	1/27	at San Diego	L	100	110	21-22
11/2	WASHINGTON	W	105	88	1-2	1/28	at Los Angeles	L	85	109	21-23
11/4	MILWAUKEE	L	100	104	1-3	2/1	CLEVELAND	W	93	84	22-23
11/6	DETROIT	W	95	93	2-3	2/3	DENVER	L	112	126	22-24
11/9	at Denver	W	106	105	3-3	2/4	at Cleveland	W	92	81	23-24
11/11	at Utah	W	106	98	4-3	2/6	at Boston	W	116	111	24-24
11/12	at Golden State	L	101	114	4-4	2/8	NEW JERSEY	L	109	115	24-25
11/13	at Portland	L	87	106	4-5	2/9	at Philadelphia	L	93	106	24-26
11/17	at Seattle	L	97	119	4-6	2/15	at Houston	W	101	91	25-26
11/20	at Phoenix	L	80	91	4-7	2/19	at Dallas	L	100	122	25-27
11/23	CHICAGO	W	132	102	5-7	2/20	at San Antonio	L	100	103	25-28
11/27	INDIANA	W	117	98	6-7	2/22	GOLDEN STATE	L	97	109	25-29
11/30	PHILADELPHIA	W	111	97	7-7	2/24	DETROIT	W	116	107	26-29
12/1	at Boston	L	97	122	7-8	2/26	NEW JERSEY	W	95	88	27-29
12/3	NEW JERSEY	L	99	107	7-9	2/27	at Indiana	W	125	107	28-29
12/4	at New York	W	80	79	8-9	3/1	INDIANA	W	109	106	29-29
12/7	at Cleveland	W	102	90	9-9	3/3	WASHINGTON	W	91	89	30-29
12/8	at Philadelphia	L	85	132	9-10	3/4	HOUSTON	W	115	87	31-29
12/10	MILWAUKEE	L	83	104	9-11	3/6	at Washington	L	91	102	31-30
12/11	at Chicago	W	117	107	10-11	3/8	PORTLAND	W	110	93	32-30
12/15	at Indiana	W	107	101	11-11	3/9	at Milwaukee	L	100	109	32-31
12/16	CLEVELAND	W	106	97	12-11	3/12	at Detroit	W	120	119	33-31
12/18	(#) BOSTON	L	103	107	12-12	3/15	at New York	L	97	119	33-32
12/21	(#2) at Chicago	L	116	124	12-13	3/16	(#) WASHINGTON	W	94	81	34-32
12/23	at Milwaukee	L	90	101	12-14	3/18	at Cleveland	W	97	73	35-32
12/25	at Washington	W	97	91	13-14	3/19	UTAH	W	99	94	36-32
12/28	SAN DIEGO	W	123	113	14-14	3/22	at Indiana	W	111	102	37-32
12/29	at New Jersey	L	99	104	14-15	3/23	at Boston	L	102	114	37-33
1/2	KANSAS CITY	L	104	108	14-16	3/25	NEW YORK	L	87	104	37-34
1/4	SAN ANTONIO	L	95	104	14-17	3/26	at New Jersey	L	81	102	37-35
1/6	at New York	W	99	89	15-17	3/29	CLEVELAND	W	95	82	38-35
1/7	DALLAS	W	110	102	16-17	3/30	at Philadelphia	L	113	120	38-36
1/8	CHICAGO	W	109	89	17-17	4/1	at Chicago	W	108	107	39-36
1/11	PHILADELPHIA	L	99	109	17-18	4/2	INDIANA	W	109	99	40-36
1/14	NEW YORK	W	88	80	18-18	4/5	BOSTON	L	95	117	40-37
1/15	LOS ANGELES	L	101	120	18-19	4/8	CHICAGO	W	138	101	41-37
1/17	at New Jersey	W	102	96	19-19	4/9	at Washington	L	78	100	41-38
1/19	SEATTLE	W	116	111	20-19	4/12	PHILADELPHIA	W	102	97	42-38
1/22	at Detroit	L	109	111	20-20	4/13	at Kansas City	L	103	114	42-39
1/24	DETROIT	L	108	112	20-21	4/16	MILWAUKEE	W	96	79	43-39

(#, overtime; #2, double OT; #3, three OT; #4, four OT)

ATLANTA	OPPONENT
Most points: 132 vs. Chicago (11/23)	Most points: 132 (Philadelphia, 12/8)
Least points: 78 at Washington (4/9)	Least points: 73 (Cleveland, 3/18)

YEARLY RESULTS: 1983 - 84

40-42 OVERALL (31-10 at home, 9-32 on the road)



SEASON STATS

	G	Min	FGM	FGA	Pct.	FTM	FTA	Pct.	Reb	Asst	PF	Stl	Blk	Pts	Avg
Wilkins	81	2961	684	1429	.479	382	496	.770	582	126	197	117	87	1750	21.6
Roundfield	73	2610	503	1038	.485	374	486	.770	721	184	221	61	74	1380	18.9
Johnson	67	1893	353	798	.442	164	213	.770	146	374	155	58	7	886	13.2
Davis	75	2079	354	800	.443	217	256	.848	139	326	146	62	6	925	12.3
Rivers	81	1938	250	541	.462	255	325	.785	220	314	286	127	30	757	9.3
Rollins	77	2351	274	529	.518	118	190	.621	593	62	297	35	277	666	8.6
Glenn	81	1503	312	554	.563	56	70	.800	104	171	146	46	5	681	8.4
Matthews	6	96	16	30	.533	18	22	.818	4	21	13	5	1	50	8.3
Williams	13	258	34	114	.298	36	46	.783	50	16	33	14	1	105	8.1
Wittman	78	1071	160	318	.503	28	46	.609	71	71	82	17	0	350	4.5
Hastings	68	1135	111	237	.468	82	104	.788	270	46	220	40	36	305	4.5
Brown	68	785	94	201	.468	48	65	.738	181	29	161	18	23	236	3.5
Hill	15	181	14	46	.304	17	21	.810	10	35	30	7	0	45	3.0
Pinone	7	65	7	13	.538	6	10	.600	10	3	11	2	1	20	2.9
Criss	9	108	9	22	.409	5	5	1.000	11	21	4	3	0	23	2.6
Paultz	40	486	36	88	.409	17	33	.515	113	18	57	8	7	89	2.2
Landsberger	35	335	17	51	.373	15	26	.577	119	10	32	6	3	53	1.5

3-pt. field goals: Atlanta 23-106 (.217) - Wilkins 0-11 (.000), Roundfield 0-11 (.000), Johnson 16-43 (.372), Davis 0-8 (.000), Rivers 2-12 (.167), Glenn 1-2 (.500), Matthews 0-1 (.000), Williams 1-9 (.111), Wittman 2-5 (.400), Hastings 1-4 (.250). Opponents 39-185 (.211).

RESULTS

Date	Opponent	W/L	Atl.	Opp.	Record	Date	Opponent	W/L	Atl.	Opp.	Record
10/28	at New Jersey	L	108	126	0-1	1/21	at New York	W	97	95	22-20
10/29	DETROIT	W	117	115	1-1	1/23	at Chicago	W	100	93	23-20
11/1	WASHINGTON	W	95	92	2-1	1/25	MILWAUKEE	W	109	105	24-20
11/4	CHICAGO	W	103	90	3-1	1/31	at Washington	L	94	118	24-21
11/6	at Milwaukee	L	84	97	3-2	2/1	CHICAGO	W	116	103	25-21
11/8	at Golden State	L	90	97	3-3	2/3	at Philadelphia	W	99	88	26-21
11/11	at Seattle	L	93	104	3-4	2/4	PHILADELPHIA	W	102	97	27-21
11/13	at Portland	L	105	135	3-5	2/7	NEW JERSEY	W	109	102	28-21
11/15	SAN DIEGO	W	107	102	4-5	2/9	at Phoenix	L	105	118	28-22
11/17	PHILADELPHIA	W	99	94	5-5	2/10	at San Diego	L	101	113	28-23
11/19	SEATTLE	W	104	92	6-5	2/12	at Los Angeles	L	87	108	28-24
11/22	INDIANA	W	104	93	7-5	2/14	at Utah	L	98	100	28-25
11/25	at Boston	L	102	109	7-6	2/16	at Denver	L	102	117	28-26
11/26	HOUSTON	W	115	109	8-6	2/18	at Kansas City	L	106	111	28-27
11/29	DENVER	L	96	105	8-7	2/21	CLEVELAND	W	102	84	29-27
11/30	at Philadelphia	L	110	122	8-8	2/24	(#) NEW YORK	W	105	104	30-27
12/2	at Detroit	L	92	128	8-9	2/25	CHICAGO	W	122	87	31-27
12/3	CLEVELAND	W	102	91	9-9	2/27	at New York	L	92	96	31-28
12/6	PHOENIX	W	95	88	10-9	2/28	DETROIT	L	96	101	31-29
12/7	at Cleveland	L	92	106	10-10	3/2	LOS ANGELES	L	94	98	31-30
12/9	at Indiana	L	104	110	10-11	3/3	at Chicago	L	98	102	31-31
12/10	BOSTON	L	87	104	10-12	3/6	(#) MILWAUKEE	L	104	109	31-32
12/13	at Washington	W	94	89	11-12	3/7	at Detroit	L	93	107	31-33
12/14	WASHINGTON	L	96	99	11-13	3/9	PORTLAND	L	101	104	31-34
12/17	SAN ANTONIO	W	113	108	12-13	3/11	at Milwaukee	W	108	94	32-34
12/20	NEW JERSEY	W	98	87	13-13	3/13	at Cleveland	L	83	92	32-35
12/21	at Boston	L	96	107	13-14	3/14	KANSAS CITY	L	93	101	32-36
12/23	(#) NEW YORK	W	114	113	14-14	3/16	at Philadelphia	W	105	102	33-36
12/27	DALLAS	W	112	109	15-14	3/17	BOSTON	L	88	103	33-37
12/29	at Cleveland	L	77	88	15-15	3/20	(#3) at San Antonio	L	132	135	33-38
12/30	CLEVELAND	W	109	98	16-15	3/21	at Dallas	L	101	102	33-39
1/2	at Indiana	L	86	96	16-16	3/24	at Houston	L	102	103	33-40
1/4	NEW JERSEY	L	88	91	16-17	3/27	PHILADELPHIA	W	97	78	34-40
1/6	MILWAUKEE	W	91	87	17-17	3/30	at Boston	L	96	105	34-41
1/7	at New Jersey	L	104	108	17-18	3/31	NEW YORK	W	109	106	35-41
1/10	GOLDEN STATE	W	103	101	18-18	4/4	WASHINGTON	W	99	92	36-41
1/12	at Washington	W	106	91	19-18	4/6	at Chicago	L	103	111	36-42
1/13	INDIANA	W	117	108	20-18	4/7	INDIANA	W	122	103	37-42
1/17	UTAH	W	112	106	21-18	4/11	at Indiana	W	114	111	38-42
1/18	at Milwaukee	L	90	99	21-19	4/13	at New Jersey	W	118	112	39-42
1/20	at Detroit	L	94	116	21-20	4/14	DETROIT	W	115	107	40-42

ATLANTA

Most points: 132 at San Antonio (3/20)
Least points: 77 at Cleveland (12/29)

OPPONENT

Most points: 135 (two times)
Least points: 78 (Philadelphia, 3/27)

YEARLY RESULTS: 1984 - 85



34-48 OVERALL (19-22 at home, 15-26 on the road)

SEASON STATS

	G	Min	FGM	FGA	Pct.	FTM	FTA	Pct.	Reb	Asst	PF	Stl	Blk	Pts	AvG
Wilkins	81	3023	853	1891	.451	486	603	.806	557	200	170	135	54	2217	27.4
Johnson	73	2367	453	946	.479	265	332	.798	192	566	184	43	7	1193	16.3
Rivers	69	2126	334	701	.476	291	378	.770	214	410	250	163	53	974	14.1
Williams	34	867	167	380	.439	79	123	.642	168	94	83	28	8	417	12.3
Wittman	41	1168	187	352	.531	30	41	.732	73	125	58	28	7	406	9.9
Levingston	74	2017	291	552	.527	145	222	.653	566	104	231	70	69	727	9.8
Willis	82	1785	322	690	.467	119	181	.657	522	36	226	31	49	765	9.3
Glenn	60	1126	228	388	.588	62	76	.816	81	122	74	27	0	518	8.6
Carr	62	1195	198	375	.528	101	128	.789	232	80	219	29	78	499	8.0
Rollins	70	1750	186	339	.549	67	93	.720	442	52	213	35	167	439	6.3
Criss	4	115	7	17	.412	4	6	.667	14	22	5	3	0	18	4.5
Russell	21	377	34	63	.540	14	17	.824	40	66	37	17	4	83	4.0
Hastings	64	825	89	188	.473	63	81	.778	159	46	135	24	23	241	3.8
Eaves	3	37	3	6	.500	5	6	.833	0	4	6	0	0	11	3.7
Brown	69	814	78	192	.406	39	68	.574	223	25	117	19	22	195	2.8
Granger	9	92	6	17	.353	4	8	.500	6	12	13	2	0	16	1.8
Lowe	15	159	8	20	.400	8	8	1.000	15	42	23	11	0	24	1.6
Rautins	4	12	0	2	.000	0	0	.000	2	3	3	0	0	0	0.0

3-pt. field goals: Atlanta 73-235 (.311) - Wilkins 25-81 (.309), Johnson 22-72 (.306), Rivers 15-36 (.417), Williams 4-15 (.267), Wittman 2-7 (.286), Levingston 0-2 (.000), Willis 2-9 (.222), Glenn 0-2 (.000), Carr 2-6 (.333), Criss 0-2 (.000), Russell 1-1 (1.000), Granger 0-1 (.000), Lowe 0-1 (.000). Opponents 46-212 (.217).

RESULTS

Date	Opponent	W/L	Atl.	Opp.	Record	Date	Opponent	W/L	Atl.	Opp.	Record
10/26	at New Jersey	W	119	104	1-0	1/22	(1) DETROIT	L	113	130	17-25
10/27	PHILADELPHIA	L	108	111	1-1	1/23	PHOENIX	W	101	100	18-25
10/30	at Washington	L	104	119	1-2	1/26	at Chicago	L	104	117	18-26
11/1	DETROIT	L	114	118	1-3	1/29	(1) INDIANA	W	115	106	19-26
11/3	WASHINGTON	W	127	107	2-3	2/1	CLEVELAND	W	126	108	20-26
11/7	at Milwaukee	L	99	103	2-4	2/2	(#) at Detroit	L	102	110	20-27
11/8	(#) at Dallas	L	105	112	2-5	2/4	at Philadelphia	L	92	106	20-28
11/10	at Phoenix	W	114	107	3-5	2/5	(1) DALLAS	L	103	112	20-29
11/13	MILWAUKEE	L	99	110	3-6	2/7	(#) at Milwaukee	W	94	91	21-29
11/15	CLEVELAND	L	99	102	3-7	2/12	at Denver	L	107	131	21-30
11/17	INDIANA	W	118	108	4-7	2/13	at Utah	W	94	88	22-30
11/21	(1) UTAH	W	122	90	5-7	2/15	at LA Lakers	L	111	120	22-31
11/24	NEW JERSEY	W	101	99	6-7	2/17	at LA Clippers	W	91	90	23-31
11/25	at Cleveland	L	111	118	6-8	2/19	GOLDEN STATE	W	107	104	24-31
11/27	at New York	L	96	97	6-9	2/22	NEW YORK	L	105	113	24-32
11/28	(1) MILWAUKEE	W	95	83	7-9	2/26	DENVER	L	94	106	24-33
11/30	HOUSTON	L	102	116	7-10	2/27	at New Jersey	L	91	114	24-34
12/4	at San Antonio	L	106	114	7-11	3/1	at Boston	W	114	105	25-34
12/5	at Kansas City	L	100	121	7-12	3/2	SAN ANTONIO	L	92	105	25-35
12/7	LA CLIPPERS	W	101	89	8-12	3/5	(1) PORTLAND	L	91	100	25-36
12/9	at Boston	L	127	128	8-13	3/6	at Philadelphia	L	86	96	25-37
12/10	at Indiana	W	104	98	9-13	3/9	DETROIT	L	113	115	25-38
12/12	(1) CLEVELAND	W	116	99	10-13	3/11	MILWAUKEE	L	115	121	25-39
12/13	at Houston	L	93	96	10-14	3/12	(1) BOSTON	L	115	126	25-40
12/15	BOSTON	L	94	101	10-15	3/14	at Golden State	W	120	112	26-40
12/18	LA LAKERS	L	116	117	10-16	3/16	at Seattle	L	99	122	26-41
12/20	(#2) CHICAGO (NO)	L	129	132	10-17	3/17	at Portland	L	101	114	26-42
12/22	WASHINGTON	W	119	101	11-17	3/19	(1) WASHINGTON	W	103	97	27-42
12/25	at Cleveland	L	106	109	11-18	3/22	KANSAS CITY	L	102	121	27-43
12/26	(1) NEW YORK	W	117	105	12-18	3/23	(#) at Cleveland	W	91	86	28-43
12/28	at Washington	L	111	125	12-19	3/26	(1)(#) NEW JERSEY	L	108	109	28-44
12/29	at Chicago	W	104	101	13-19	3/27	at Indiana	W	125	99	29-44
						3/30	at Milwaukee	L	95	106	29-45
1/2	CHICAGO	W	121	107	14-19	4/1	at Detroit	W	114	100	30-45
1/4	at Detroit	L	111	134	14-20	4/2	PHILADELPHIA	L	91	102	30-46
1/5	NEW JERSEY	W	124	114	15-20	4/4	at New York	W	100	79	31-46
1/11	at New Jersey	L	103	122	15-21	4/6	CHICAGO	L	114	117	31-47
1/12	BOSTON	L	111	119	15-22	4/6	at Washington	L	110	130	31-48
1/15	at Indiana	W	120	113	16-22	4/9	NEW YORK	W	98	94	32-48
1/16	at Philadelphia	L	99	122	16-23	4/10	at Chicago	W	119	108	33-48
1/18	SEATTLE	W	104	90	17-23	4/12	INDIANA	W	122	117	34-48
1/19	at New York	L	86	88	17-24	4/13					

(1) at New Orleans, LA

(#, overtime; #2, double OT; #3, three OT; #4, four OT)

ATLANTA	OPPONENT
Most points: 129 vs. Chicago (12/20)	Most points: 134 (Detroit, 1/4)
Least points: 86 (two times)	Least points: 79 (New York, 4/4)

YEARLY RESULTS: 1985 - 86

50-32 OVERALL (34-7 at home, 16-25 on the road)



SEASON STATS

	G	Min	FGM	FGA	Pct.	FTM	FTA	Pct.	Reb	Asst	PF	Stl	Blk	Pts	Avg
Wilkins	78	3049	888	1897	.468	577	705	.818	618	206	170	138	49	2366	30.3
Wittman	81	2760	467	881	.530	104	135	.770	170	306	118	81	14	1043	12.9
Willis	82	2300	419	811	.517	172	263	.654	704	45	294	66	44	1010	12.3
Rivers	53	1571	220	464	.474	172	283	.608	162	443	185	120	13	612	11.5
Johnson	39	862	155	328	.473	79	110	.718	75	219	72	10	1	394	10.1
Levingston	81	1945	294	551	.534	164	242	.678	534	72	260	76	39	752	9.3
Williams	19	367	57	143	.399	41	48	.854	45	67	48	28	1	159	8.4
Koncak	82	1695	263	519	.507	156	257	.607	467	55	296	37	69	682	8.3
Webb	79	1229	199	412	.483	216	275	.785	123	337	164	82	5	616	7.8
Carr	17	258	49	93	.527	18	27	.667	52	14	51	7	15	116	6.8
Rollins	74	1781	173	347	.499	69	90	.767	458	41	239	38	167	415	5.6
Davis	27	402	46	107	.430	51	59	.864	19	112	32	13	0	144	5.3
Battle	64	639	101	222	.455	75	103	.728	62	74	80	23	3	277	4.3
Charles	36	273	49	88	.557	24	36	.667	39	8	37	2	6	122	3.4
Hastings	62	650	65	159	.409	60	70	.857	124	26	118	14	8	193	3.1
Toney	3	24	2	7	.286	1	1	1.000	2	0	6	1	0	5	1.7

3-pt. field goals: Atlanta 33-166 (.199) - Wilkins 13-70 (.186), Wittman 5-16 (.313), Willis 0-6 (.000), Rivers 0-16 (.000), Johnson 5-20 (.250), Levingston 0-1 (.000), Williams 4-11 (.264), Koncak 0-1 (.000), Webb 2-11 (.182), Davis 1-2 (.500), Rollins 0-1 (.000), Battle 0-7 (.000), Hastings 3-4 (.750). Opponents 87-283 (.307).

RESULTS

Date	Opponent	W/L	Atl.	Opp.	Record	Date	Opponent	W/L	Atl.	Opp.	Record
10/25	WASHINGTON	L	91	100	0-1	1/25	at Washington	L	103	111	24-18
10/26	at Milwaukee	L	91	117	0-2	1/28	INDIANA	W	123	92	25-18
10/29	NEW YORK	W	102	87	1-2	1/29	at Detroit	L	94	107	25-19
						1/31	DETROIT	W	116	103	26-19
11/1	at Boston	L	105	109	1-3						
11/2	(#) PHILADELPHIA	W	114	113	2-3	2/1	at New Jersey	L	100	108	26-20
11/5	at Denver	L	113	128	2-4	2/4	at Cleveland	W	105	104	27-20
11/6	at Phoenix	W	114	106	3-4	2/6	at Indiana	W	100	85	28-20
11/8	at Golden State	L	119	130	3-5	2/11	at Houston	L	100	113	28-21
11/9	at LA Clippers	W	97	94	4-5	2/13	at Sacramento	W	123	114	29-21
11/13	PHOENIX	W	108	101	5-5	2/14	at LA Lakers	L	117	141	29-22
11/15	DETROIT	W	122	118	6-5	2/16	at Portland	W	110	101	30-22
11/16	at New York	L	96	103	6-6	2/17	at Seattle	L	87	100	30-23
11/20	CHICAGO	W	116	101	7-6	2/19	(#) at Utah	L	105	109	30-24
11/23	UTAH	L	106	116	7-7	2/21	INDIANA	W	106	98	31-24
11/24	at Cleveland	L	90	98	7-8	2/22	NEW JERSEY	W	112	83	32-24
11/26	NEW YORK	W	104	94	8-8	2/24	LA LAKERS	W	102	93	33-24
11/27	at Milwaukee	L	96	114	8-9	2/26	CLEVELAND	W	102	93	34-24
11/29	at New Jersey	L	97	107	8-10	2/28	at Detroit	L	103	115	34-25
11/30	BOSTON	L	97	102	8-11						
12/4	PORTLAND	W	109	98	9-11	3/1	SAN ANTONIO	W	116	108	35-25
12/6	MILWAUKEE	W	94	93	10-11	3/4	PHILADELPHIA	W	128	121	36-25
12/10	at Boston	L	110	114	10-12	3/5	(#) at Philadelphia	W	122	114	37-25
12/11	SEATTLE	W	105	97	11-12	3/7	at Chicago	W	112	108	38-25
12/13	at Indiana	L	89	109	11-13	3/8	MILWAUKEE	W	111	109	39-25
12/14	PHILADELPHIA	W	107	103	12-13	3/11	DENVER	W	128	116	40-25
12/17	NEW JERSEY	W	104	103	13-13	3/12	at New Jersey	W	113	97	41-25
12/19	DALLAS	L	108	120	13-14	3/14	BOSTON	L	114	121	41-26
12/21	HOUSTON	W	123	122	14-14	3/15	at New York	W	106	101	42-26
12/27	at Washington	L	109	111	14-15	3/17	CHICAGO	W	106	96	43-26
12/28	at New York	W	100	80	15-15	3/19	at San Antonio	L	112	115	43-27
						3/21	at Dallas	W	107	103	44-27
1/3	DETROIT	W	111	101	16-15	3/22	at Milwaukee	L	98	113	44-28
1/4	at Chicago	W	111	100	17-15	3/25	at Cleveland	W	97	91	45-28
1/7	LA CLIPPERS	W	117	103	18-15	3/26	at Philadelphia	L	103	112	45-29
1/9	at Detroit	W	110	99	19-15	3/28	at Indiana	W	100	92	46-29
1/10	at Boston	L	108	115	19-16	3/29	CLEVELAND	L	105	123	46-30
1/14	SACRAMENTO	W	115	104	20-16	4/1	WASHINGTON	W	107	91	47-30
1/16	CLEVELAND	W	116	99	21-16	4/4	(#) at Washington	L	129	135	47-31
1/18	(#) BOSTON	L	122	125	21-17	4/5	at Chicago	L	97	102	47-32
1/20	MILWAUKEE	W	101	98	22-17	4/8	CHICAGO	W	131	118	48-32
1/22	GOLDEN STATE	W	131	100	23-17	4/10	NEW JERSEY	W	126	117	49-32
1/24	NEW YORK	W	117	100	24-17	4/12	INDIANA	W	108	91	50-32

(#, overtime; #2, double OT; #3, three OT; #4, four OT)

ATLANTA	OPPONENT
Most points: 131 (two times)	Most points: 135 (Washington, 4/4)
Least points: 87 at Seattle (2/17)	Least points: 80 (New York, 12/28)

HISTORY

YEARLY RESULTS: 1986 - 87

57-25 OVERALL (35-6 at home, 22-19 on the road)



SEASON STATS

	G	Min	FGM	FGA	Pct.	FTM	FTA	Pct.	Reb	Asst	PF	Stl	Blk	Pts	Avg
Wilkins	79	2969	828	1787	.463	607	742	.818	494	261	149	117	51	2294	29.0
Willis	81	2626	538	1003	.536	227	320	.709	849	62	313	65	61	1304	16.1
Rivers	82	2590	342	758	.451	365	441	.828	299	823	287	171	30	1053	12.8
Wittman	71	2049	398	792	.503	100	127	.787	124	211	107	39	16	900	12.7
McGee	76	1420	311	677	.459	80	137	.584	159	149	156	61	2	788	10.4
Levingston	82	1848	251	496	.506	155	212	.731	533	40	261	48	68	657	8.0
Webb	33	532	71	162	.438	80	105	.762	60	167	65	34	2	223	6.8
Battle	64	804	144	315	.457	93	126	.738	60	124	76	29	5	381	6.0
Koncak	82	1684	169	352	.480	125	191	.654	493	31	262	52	76	463	5.6
Rollins	75	1764	171	313	.546	63	87	.724	488	22	240	43	140	405	5.4
Carr	65	695	134	265	.506	73	103	.709	156	34	146	14	48	342	5.3
Williams	33	481	53	146	.363	27	40	.675	40	139	53	17	5	138	4.2
Hastings	40	256	23	68	.338	23	29	.793	70	13	35	10	7	71	1.8
Henderson	6	10	2	5	.400	1	1	1.000	3	0	1	0	0	5	0.8
Wilson	2	2	0	2	.000	0	0	.000	0	1	1	0	0	0	0.0

3-pt. field goals: Atlanta 135-425 (.318) - Wilkins 31-106 (.292), Willis 1-4 (.250), Rivers 4-21 (.190), Wittman 4-12 (.333), McGee 86-229 (.376), Levingston 0-3 (.000), Webb 1-6 (.167), Battle 0-10 (.000), Koncak 0-1 (.000), Carr 1-3 (.333), Williams 5-18 (.278), Hastings 2-12 (.167). Opponents 128-426 (.300).

RESULTS

Date	Opponent	W/L	Atl.	Opp.	Record	Date	Opponent	W/L	Atl.	Opp.	Record
11/1	NEW JERSEY	W	131	111	1-0	1/29	at Cleveland	L	91	102	27-15
11/2	at Philadelphia	W	122	113	2-0	1/30	NEW YORK	W	106	98	28-15
11/4	MILWAUKEE	W	107	98	3-0						
11/7	PHOENIX	W	106	86	4-0	2/1	HOUSTON	L	104	106	28-16
11/8	WASHINGTON	W	110	91	5-0	2/3	(#) BOSTON	W	126	123	29-16
11/11	at Chicago	L	110	112	5-1	2/10	at Seattle	W	125	113	30-16
11/14	at Detroit	W	105	100	6-1	2/11	at LA Clippers	W	109	82	31-16
11/15	at New Jersey	W	109	90	7-1	2/14	at Golden State	L	96	103	31-17
11/19	at Boston	L	107	111	7-2	2/15	at Portland	L	93	98	31-18
11/20	CLEVELAND	W	108	89	8-2	2/17	DETROIT	W	107	103	32-18
11/22	BOSTON	W	97	96	9-2	2/20	INDIANA	L	105	107	32-19
11/25	at LA Lakers	W	113	107	10-2	2/21	at Detroit	L	97	102	32-20
11/26	at Phoenix	L	106	120	10-3	2/23	PHILADELPHIA	W	112	103	33-20
11/28	at Utah	W	97	88	11-3	2/24	at Chicago	L	103	113	33-21
11/30	at Sacramento	W	113	109	12-3	2/27	BOSTON	W	115	105	34-21
						2/28	PORTLAND	W	123	102	35-21
12/2	DENVER	W	116	100	13-3						
12/4	at Houston	W	109	93	14-3	3/2	WASHINGTON	W	121	99	36-21
12/5	at Indiana	L	113	119	14-4	3/3	at Indiana	W	109	108	37-21
12/9	at Cleveland	W	122	96	15-4	3/6	at New Jersey	W	111	83	38-21
12/10	CHICAGO	W	123	95	16-4	3/7	UTAH	W	122	97	39-21
12/12	SACRAMENTO	W	130	120	17-4	3/9	CHICAGO	W	108	103	40-21
12/13	at New York	W	122	110	18-4	3/10	(#) at San Antonio	W	113	106	41-21
12/16	DETROIT	L	100	111	18-5	3/13	at Dallas	W	113	105	42-21
12/18	at Milwaukee	L	95	104	18-6	3/15	at Denver	W	104	100	43-21
12/20	SAN ANTONIO	W	111	96	19-6	3/17	WASHINGTON	W	118	98	44-21
12/27	GOLDEN STATE	W	119	108	20-6	3/18	at Philadelphia	L	107	109	44-22
12/29	at Cleveland	L	106	107	20-7	3/20	MILWAUKEE	W	114	97	45-22
						3/21	at New York	W	97	85	46-22
1/2	at Washington	W	118	101	21-7	3/24	at Washington	W	96	87	47-22
1/3	NEW YORK	W	114	92	22-7	3/26	DALLAS	W	120	112	48-22
1/6	at New York	L	86	118	22-8	3/28	INDIANA	L	114	120	48-23
1/7	PHILADELPHIA	L	102	109	22-9						
1/10	CLEVELAND	W	129	104	23-9	4/1	at Milwaukee	L	92	104	48-24
1/12	LA CLIPPERS	W	125	115	24-9	4/3	NEW YORK	W	126	89	49-24
1/14	at Philadelphia	L	93	96	24-10	4/4	CHICAGO	W	110	97	50-24
1/15	MILWAUKEE	W	130	91	25-10	4/6	CLEVELAND	W	110	105	51-24
1/18	at Milwaukee	L	91	100	25-11	4/8	PHILADELPHIA	W	110	92	52-24
1/19	at Detroit	L	98	108	25-12	4/10	DETROIT	W	101	99	53-24
1/21	LA LAKERS	L	109	112	25-13	4/12	at New Jersey	W	115	88	54-24
1/23	at Boston	L	106	126	25-14	4/13	at Indiana	W	102	101	55-24
1/24	SEATTLE	W	97	87	26-14	4/15	NEW JERSEY	W	136	116	56-24
1/27	INDIANA	W	114	98	27-14	4/16	at Chicago	W	117	114	57-24
						4/19	at Boston	L	107	118	57-25

(#, overtime; #2, double OT; #3, three OT; #4, four OT)

ATLANTA
Most points: 136 vs. New Jersey (4/15)
Least points: 86 at New York (1/6)

OPPONENT
Most points: 126 (Boston, 1/23)
Least points: 82 (L.A. Clippers, 2/11)

YEARLY RESULTS: 1987 - 88



50-32 OVERALL (30-11 at home, 20-21 on the road)

SEASON STATS

	G	Min	FGM	FGA	Pct.	FTM	FTA	Pct.	Reb	Asst	PF	Stl	Blk	Pts	Avg
Wilkins	78	2948	909	1957	.464	.541	655	.826	502	224	162	103	47	2397	30.7
Rivers	80	2502	403	890	.453	319	421	.758	366	747	272	140	41	1134	14.2
Willis	75	2091	356	687	.518	159	245	.649	547	28	240	68	41	871	11.6
Battle	67	1227	278	613	.454	141	188	.750	113	158	84	31	5	713	10.6
Wittman	82	2412	376	787	.478	71	89	.798	170	302	117	50	18	823	10.0
Levingston	82	2135	314	564	.557	190	246	.772	504	71	287	52	84	819	10.0
Carr	80	1483	281	517	.544	142	182	.780	289	103	272	38	83	705	8.8
Webb	82	1347	191	402	.475	107	131	.817	146	337	125	63	12	490	6.0
Koncak	49	1073	98	203	.483	83	136	.610	333	19	161	36	56	279	5.7
McGee	11	117	22	52	.423	2	6	.333	16	13	6	5	0	51	4.6
Rollins	76	1765	133	260	.512	70	80	.875	459	20	229	31	132	336	4.4
Wood	14	79	16	30	.533	7	8	.875	6	19	6	4	0	48	3.4
Whalley	5	24	4	9	.444	3	4	.750	4	2	3	2	0	11	2.2
Washburn	29	174	22	49	.449	13	23	.565	55	3	19	4	8	57	2.0
Hastings	55	403	40	82	.488	25	27	.926	97	16	67	8	10	110	2.0

3-pt. field goals: Atlanta 85-282 (.301) - Wilkins 38-129 (.295), Rivers 9-33 (.273), Willis 0-2 (.000), Battle 16-41 (.390), Levingston 1-2 (.500), Carr 1-4 (.250), Wood 9-19 (.474), Webb 1-19 (.053), Koncak 0-2 (.000), McGee 5-19 (.263), Hastings 5-12 (.417) . Opponents 136-406 (.335).

RESULTS

Date	Opponent	W/L	Atl.	Opp.	Record	Date	Opponent	W/L	Atl.	Opp.	Record
11/6	WASHINGTON	W	114	97	1-0	1/29	at LA Lakers	L	107	117	29-13
11/7	CLEVELAND	W	113	105	2-0	1/30	at Utah	L	109	115	29-14
11/10	CHICAGO	L	95	105	2-1						
11/11	at New York	W	94	93	3-1	2/2	at Portland	L	118	121	29-15
11/14	PHILADELPHIA	W	104	83	4-1	2/4	at Seattle	W	119	109	30-15
11/15	at Milwaukee	L	103	112	4-2	2/9	PHILADELPHIA	W	112	110	31-15
11/18	GOLDEN STATE	W	95	92	5-2	2/12	at Detroit	L	92	108	31-16
11/20	at Chicago	L	92	94	5-3	2/13	WASHINGTON	W	105	103	32-16
11/21	HOUSTON	W	104	94	6-3	2/15	at Chicago	L	107	126	32-17
11/25	at Boston	L	102	117	6-4	2/16	SACRAMENTO	L	115	118	32-18
11/27	at Indiana	L	86	88	6-5	2/19	(#) LA LAKERS	L	119	126	32-19
11/28	SAN ANTONIO	W	124	100	7-5	2/21	SEATTLE	W	129	113	33-19
						2/23	INDIANA	W	131	111	34-19
12/1	BOSTON	W	120	106	8-5	2/26	at Indiana	W	116	101	35-19
12/3	at Washington	W	102	94	9-5	2/27	PORTLAND	L	120	123	35-20
12/4	NEW JERSEY	W	139	102	10-5						
12/8	at LA Clippers	W	90	79	11-5	3/1	DETROIT	L	104	117	35-21
12/9	at Phoenix	L	105	117	11-6	3/5	MILWAUKEE	L	101	104	35-22
12/11	at Golden State	W	109	93	12-6	3/8	PHOENIX	W	143	113	36-22
12/13	at Sacramento	W	106	100	13-6	3/11	NEW YORK	W	122	115	37-22
12/15	INDIANA	W	93	91	14-6	3/13	at Boston	L	100	117	37-23
12/18	at Milwaukee	W	94	87	15-6	3/15	PHILADELPHIA	W	104	90	38-23
12/19	(#) UTAH	W	130	124	16-6	3/18	at New Jersey	W	106	104	39-23
12/22	at Houston	L	103	122	16-7	3/19	at New York	L	110	116	39-24
12/25	at Philadelphia	W	106	100	17-7	3/21	MILWAUKEE	W	115	105	40-24
12/26	NEW YORK	W	125	98	18-7	3/22	at Milwaukee	L	98	111	40-25
12/29	at Chicago	W	108	98	19-7	3/24	at Washington	L	91	94	40-26
12/30	at Cleveland	W	117	110	20-7	3/26	CLEVELAND	W	109	102	41-26
						3/29	DALLAS	W	120	106	42-26
1/3	LA CLIPPERS	W	121	84	21-7	3/30	at Detroit	W	103	102	43-26
1/5	DETROIT	W	81	71	22-7						
1/6	at Detroit	L	87	90	22-8	4/1	at Philadelphia	W	105	93	44-26
1/8	CLEVELAND	W	101	97	23-8	4/4	at Indiana	W	102	100	45-26
1/9	DENVER	W	113	105	24-8	4/5	MILWAUKEE	W	121	110	46-26
1/13	at San Antonio	W	120	110	25-8	4/7	NEW JERSEY	W	120	94	47-26
1/14	at Denver	L	112	115	25-9	4/9	DETROIT	L	102	115	47-27
1/16	at Dallas	W	101	98	26-9	4/11	WASHINGTON	L	85	86	47-28
1/18	at New York	L	102	110	26-10	4/12	at Cleveland	L	103	116	47-29
1/19	CHICAGO	W	106	94	27-10	4/15	(#) at Philadelphia	W	103	101	48-29
1/21	at Cleveland	W	101	93	28-10	4/16	NEW YORK	L	93	95	48-30
1/22	at Boston	L	106	124	28-11	4/19	(#) at New Jersey	W	119	109	49-30
1/24	NEW JERSEY	W	118	111	29-11	4/20	INDIANA	L	98	116	49-31
1/26	BOSTON	L	97	102	29-12	4/22	BOSTON	W	133	106	50-31
						4/23	at Washington	L	96	106	50-32

ATLANTA	OPPONENT
Most points: 143 vs. Phoenix (3/8)	Most points: 126 (two times)
Least points: 81 vs. Detroit (1/5)	Least points: 71 (Detroit, 1/5)

HISTORY

YEARLY RESULTS: 1988 - 89

52-30 OVERALL (33-8 at home, 19-22 on the road)



SEASON STATS

	G	Min	FGM	FGA	Pct.	FTM	FTA	Pct.	Reb	Asst	PF	Stl	Blk	Pts	Avg
Wilkins	80	2997	814	1756	.464	442	524	.844	553	211	138	117	52	2099	26.2
Malone	81	2878	538	1096	.491	561	711	.789	956	112	154	79	100	1637	20.2
Theus	82	2517	497	1067	.466	285	335	.851	242	387	236	108	16	1296	15.8
Rivers	76	2462	371	816	.455	247	287	.861	286	525	263	181	40	1032	13.6
Battle	82	1672	287	628	.457	194	238	.815	140	197	125	42	9	779	9.5
Levingston	80	2184	300	568	.528	133	191	.696	498	75	270	97	70	734	9.2
Carr	78	1488	226	471	.480	130	152	.855	274	91	221	31	62	582	7.5
Koncak	74	1531	141	269	.524	63	114	.553	453	56	238	54	98	345	4.7
Webb	81	1219	133	290	.459	52	60	.867	123	284	104	70	6	319	3.9
Ferrell	41	231	35	83	.422	30	44	.682	41	10	33	7	6	100	2.4
Tolbert	50	341	40	94	.426	23	37	.622	88	16	55	13	13	103	2.1
Bradley	38	267	28	86	.326	8	16	.500	32	24	41	16	2	72	1.9
Mannion	5	18	2	6	.333	0	0	.000	2	2	2	2	0	4	0.8

3-pt. field goals: Atlanta 110-397 (.277) - Wilkins 29-105 (.276), Malone 0-12 (.000), Theus 17-58 (.293), Rivers 43-124 (.347), Battle 11-34 (.324), Levingston 1-5 (.200), Carr 0-1 (.000), Koncak 0-3 (.000), Webb 1-22 (.045), Bradley 8-31 (.258), Mannion 0-2 (.000). Opponents 147-511 (.288).

RESULTS

Date	Opponent	W/L	Atl.	Opp.	Record	Date	Opponent	W/L	Atl.	Opp.	Record
11/4	at New Jersey	W	113	105	1-0	2/1	at Utah	L	94	93	27-16
11/5	at Milwaukee	W	107	94	2-0	2/2	at Denver	L	103	112	27-17
11/8	INDIANA	W	112	107	3-0	2/4	(#) at Phoenix	W	118	116	28-17
11/9	(#) at Detroit	L	95	101	3-1	2/8	(#) NEW YORK	L	101	113	28-18
11/11	at Philadelphia	L	105	107	3-2	2/9	at Charlotte	L	108	110	28-19
11/12	CHARLOTTE	W	132	111	4-2	2/14	at Chicago	W	106	98	29-19
11/15	at Cleveland	W	97	95	5-2	2/15	at New Jersey	W	119	112	30-19
11/18	(#) at Chicago	L	112	115	5-3	2/17	CLEVELAND	W	108	100	31-19
11/19	GOLDEN STATE	W	111	92	6-3	2/19	at Miami	L	115	124	31-20
11/21/0	at Houston	L	113	117	6-4	2/20	LA CLIPPERS	W	114	100	32-20
11/23	at San Antonio	L	109	119	6-5	2/23	INDIANA	W	100	97	33-20
11/25	at Dallas	L	95	100	6-6	2/25	CHICAGO	W	125	95	34-20
11/28	BOSTON	W	104	91	7-6	2/27	DALLAS	W	105	83	35-20
11/29	SAN ANTONIO	W	120	104	8-6	3/2	at Boston	L	90	104	35-21
12/1	WASHINGTON	W	127	115	9-6	3/3	CHARLOTTE	W	133	109	36-21
12/3	PORTLAND	W	115	97	10-6	3/5	UTAH	L	83	85	36-22
12/6	SACRAMENTO	W	123	113	11-6	3/7	LA LAKERS	L	97	106	36-23
12/7	at Boston	W	106	103	12-6	3/8	at Washington	L	111	119	36-24
12/9	DETROIT	L	82	92	12-7	3/11	MIAMI	W	111	78	37-24
12/10	DENVER	L	130	133	12-8	3/14	PHOENIX	L	112	114	37-25
12/13	at Chicago	W	106	88	13-8	3/16	at Sacramento	W	119	103	38-25
12/14	PHILADELPHIA	W	103	96	14-8	3/17	(#) at Golden State	L	118	127	38-26
12/16	MILWAUKEE	W	115	112	15-8	3/19	at LA Lakers	W	113	111	39-26
12/17	at Cleveland	L	94	120	15-9	3/21	DETROIT	L	95	110	39-27
12/20	SEATTLE	W	121	118	16-9	3/25	at New York	W	115	108	40-27
12/23	INDIANA	W	131	114	17-9	3/28	at New Jersey	L	108	111	40-28
12/27	NEW YORK	W	128	126	18-9	3/29	WASHINGTON	W	120	102	41-28
12/30	at Milwaukee	W	117	113	19-9	3/31	NEW JERSEY	W	116	99	42-28
1/3	DETROIT	W	123	104	20-9	4/2	at Indiana	W	132	109	43-28
1/4	at Indiana	L	113	116	20-10	4/4	at Cleveland	L	91	105	43-29
1/6	at Detroit	L	88	111	20-11	4/5	PHILADELPHIA	W	135	93	44-29
1/7	NEW JERSEY	W	103	93	21-11	4/7	(#) HOUSTON	W	120	112	45-29
1/10	CHICAGO	L	101	104	21-12	4/9	CHICAGO	W	108	100	46-29
1/13	at Philadelphia	L	101	114	21-13	4/10	at Charlotte	W	112	105	47-29
1/14	at New York	L	122	132	21-14	4/13	BOSTON	W	132	118	48-29
1/16	at Washington	W	117	106	22-14	4/15	MILWAUKEE	W	125	100	49-29
1/17	MILWAUKEE	W	111	98	23-14	4/18	at Indiana	W	121	114	50-29
1/21	CHARLOTTE	W	137	113	24-14	4/19	at Milwaukee	W	100	92	51-29
1/24	CLEVELAND	W	121	105	25-14	4/21	CLEVELAND	W	92	89	52-29
1/27	at Seattle	L	112	119	25-15	4/23	DETROIT	L	81	99	52-30
1/28	at Portland	L	94	110	25-16						
1/30	at LA Clippers	W	130	101	26-16						

(#, overtime; #2, double OT; #3, three OT; #4, four OT)

ATLANTA	OPPONENT
Most points: 137 vs. Charlotte (1/21)	Most points: 133 (Denver, 12/10)
Least points: 81 at Detroit (4/23)	Least points: 78 (Miami, 3/11)

YEARLY RESULTS: 1989 - 90

41-41 OVERALL (25-16 at home, 16-25 on the road)



SEASON STATS

	G	Min	FGM	FGA	Pct.	FTM	FTA	Pct.	Reb	Asst	PF	Stl	Blk	Pts	Avg
Wilkins	80	2888	810	1672	.484	459	569	.807	521	200	141	126	47	2138	26.7
Malone	81	2735	517	1077	.480	493	631	.781	812	130	158	47	84	1528	18.9
Rivers	48	1526	218	480	.454	138	170	.812	200	264	151	116	22	598	12.5
Willis	81	2273	418	805	.519	168	246	.683	645	57	259	63	47	1006	12.4
Battle	60	1477	275	544	.506	102	135	.756	99	154	115	28	3	654	10.9
Webb	82	2184	294	616	.477	162	186	.871	201	477	185	105	12	751	9.2
Long	48	1030	174	384	.453	46	55	.836	83	85	66	45	5	404	8.4
Smith	33	674	98	204	.480	55	65	.846	37	142	45	22	1	255	7.7
Carr	44	803	128	248	.516	79	102	.775	149	53	128	15	34	335	7.6
Levingston	75	1706	216	424	.509	83	122	.680	319	80	216	55	41	516	6.9
Volkov	72	937	137	284	.482	70	120	.583	119	83	166	36	22	357	5.0
Matthews	1	13	1	3	.333	2	2	1.000	0	5	0	0	0	4	4.0
Koncak	54	977	78	127	.614	42	79	.532	226	23	182	38	34	198	3.7
Toney	32	286	30	72	.417	21	25	.840	14	52	35	10	0	88	2.8
Marble	24	162	16	58	.276	19	29	.655	24	11	16	7	1	51	2.1
Workman	6	16	2	3	.667	2	2	1.000	3	2	3	3	0	6	1.0
Ferrell	14	29	5	14	.357	2	6	.333	7	2	3	1	0	12	0.9
Williams	5	14	0	4	.000	0	0	.000	1	0	2	0	0	0	0.0

3-pt. field goals: Atlanta 124-411 (.302) - Wilkins 59-183 (.322), Malone 1-9 (.111), Rivers 24-66 (.364), Willis 2-7 (.286), Smith 4-24 (.167), Battle 2-13 (.154), Webb 1-19 (.053), Long 10-29 (.345), Carr 0-4 (.000), Levingston 1-5 (.200), Volkov 13-34 (.382), Matthews 0-1 (.000), Koncak 0-1 (.000), Toney 7-13 (.538), Marble 0-2 (.000), Ferrell 0-1 (.000), Opponents 181-533 (.340).

RESULTS

Date	Opponent	W/L	Atl.	Opp.	Record	Date	Opponent	W/L	Atl.	Opp.	Record
11/3	INDIANA	L	103	126	0-1	2/1	at Utah	W	94	93	27-16
11/7	WASHINGTON	L	114	118	0-2	2/1	at Phoenix	L	90	102	21-21
11/10	at Boston	L	106	117	0-3	2/2	at LA Lakers	L	106	112	21-22
11/11	ORLANDO	W	148	109	1-3	2/4	at Denver	L	113	125	21-23
11/13	at Orlando	W	112	104	2-3	2/6	at San Antonio	L	94	105	21-24
11/17	(#) at Cleveland	L	125	131	2-4	2/8	at Houston	W	110	108	22-24
11/18	GOLDEN STATE	W	112	96	3-4	2/13	NEW YORK	L	109	114	22-25
11/21	at Detroit	W	103	96	4-4	2/15	ORLANDO	W	130	123	23-25
11/22	at Milwaukee	L	100	118	4-5	2/16	at Cleveland	L	101	109	23-26
11/24	at Miami	W	103	87	5-5	2/18	at Minnesota	L	98	108	23-27
11/25	BOSTON	W	108	100	6-5	2/20	WASHINGTON	L	107	110	23-28
11/28	at Chicago	L	98	113	6-6	2/21	at Indiana	L	96	123	23-29
11/29	at Washington	W	111	104	7-6	2/23	DETROIT	W	112	103	24-29
12/1	UTAH	W	114	103	8-6	2/24	HOUSTON	W	104	96	25-29
12/2	PHILADELPHIA	W	102	92	9-6	2/26	MIAMI	W	123	114	26-29
12/6	at Orlando	W	118	100	10-6	2/28	INDIANA	W	102	99	27-29
12/8	PORTLAND	W	127	120	11-6	3/2	MILWAUKEE	W	132	110	28-29
12/9	MINNESOTA	W	104	91	12-6	3/3	at New Jersey	L	109	114	28-30
12/12	SAN ANTONIO	W	102	94	13-6	3/6	PHOENIX	L	95	112	28-31
12/13	at Philadelphia	L	103	112	13-7	3/9	SEATTLE	W	107	97	29-31
12/15	NEW YORK	L	109	113	13-8	3/11	LA LAKERS	L	115	123	29-32
12/19	SACRAMENTO	W	115	112	14-8	3/13	BOSTON	L	100	112	29-33
12/21	at Miami	W	117	115	15-8	3/16	(#) at Indiana	W	106	104	30-33
12/22	CHICAGO	L	113	125	15-9	3/17	at Washington	W	119	92	31-33
12/25	CLEVELAND	W	115	104	16-9	3/19	DALLAS	L	110	117	31-34
12/27	at Dallas	L	101	114	16-10	3/21	CHICAGO	L	89	99	31-35
12/30	at Indiana	L	98	105	16-11	3/23	at Boston	L	98	101	31-36
1/2	MILWAUKEE	W	113	107	17-11	3/24	CHARLOTTE	W	122	109	32-36
1/4	at New York	L	95	100	17-12	3/26	DENVER	W	113	102	33-36
1/6	NEW JERSEY	W	105	96	18-12	3/29	at Portland	L	106	112	33-37
1/7	at New Jersey	L	93	98	18-13	3/30	at LA Clippers	W	122	118	34-37
1/10	LA CLIPPERS	L	109	115	18-14	4/1	at Golden State	W	142	116	35-37
1/13	at Seattle	L	106	113	18-15	4/4	at Cleveland	L	95	101	35-38
1/16	at Sacramento	L	91	108	18-16	4/5	DETROIT	L	99	104	35-39
1/17	at Utah	L	88	95	18-17	4/7	PHILADELPHIA	L	108	112	35-40
1/19	CHICAGO	W	84	92	18-18	4/10	at Philadelphia	W	123	111	36-40
1/23	at Charlotte	W	106	101	19-18	4/11	MILWAUKEE	W	106	94	37-40
1/24	CLEVELAND	W	103	86	20-18	4/13	at Detroit	W	115	111	38-40
1/27	at Orlando	W	114	96	21-18	4/14	at Milwaukee	L	93	109	38-41
1/29	at Chicago	L	111	121	21-19	4/17	NEW JERSEY	W	118	95	39-41
1/30	DETROIT	L	95	112	21-20	4/20	at New York	W	126	112	40-41
						4/21	MIAMI	W	130	109	41-41

ATLANTA
 Most points: 148 vs. Orlando (11/11)
 Least points: 84 vs. Chicago (1/19)

OPPONENT
 Most points: 131 (Cleveland, 11/17)
 Least points: 86 (Cleveland, 1/24)

HISTORY

YEARLY RESULTS: 1990 - 91



43-39 OVERALL (29-12 at home, 14-27 on the road)

SEASON STATS

	G	Min	FGM	FGA	Pct.	FTM	FTA	Pct.	Reb	Asst	PF	Stl	Blk	Pts	Avg
Wilkins	81	3078	770	1640	.470	476	574	.829	732	265	156	123	65	2101	25.9
Rivers	79	2586	444	1020	.435	221	262	.844	253	340	216	148	47	1197	15.2
Battle	79	1863	397	862	.461	270	316	.854	159	217	145	45	6	1003	13.6
Webb	75	2197	359	803	.447	231	266	.868	174	417	180	118	6	1078	14.4
Willis	80	2373	444	881	.504	159	238	.668	704	99	235	60	40	1051	13.1
Malone	82	1912	280	598	.468	309	372	.831	667	68	134	30	74	869	10.6
Ferrell	78	1165	174	356	.489	125	156	.801	179	55	151	33	27	475	6.1
Robinson	47	674	108	242	.446	47	80	.588	71	132	65	32	8	265	5.6
Moncrief	72	1096	117	240	.488	82	105	.781	128	104	112	50	9	337	4.7
McCormick	56	689	93	187	.497	66	90	.733	165	32	91	11	14	252	4.5
Koncak	77	1931	140	321	.436	32	54	.593	375	124	265	74	76	313	4.1
Wilson	25	162	21	70	.300	13	26	.500	40	11	13	5	1	55	2.2
Wright	4	20	2	3	.667	1	1	1.000	6	0	3	0	0	5	1.3
Leonard	4	9	0	0	.000	2	4	.500	2	0	2	0	1	2	0.5

3-pt. field goals: Atlanta 271-836 (.324) - Wilkins 85-249 (.341), Rivers 88-262 (.336), Battle 14-49 (.286), Webb 54-168 (.321), Willis 4-10 (.400), Malone 0-7 (.000), Ferrell 2-3 (.667), Robinson 2-11 (.182), Moncrief 21-64 (.328), McCormick 0-3 (.000), Koncak 1-8 (.125), Wilson 0-2 (.000). Opponents 217-621 (.349).

RESULTS

Date	Opponent	W/L	Atl.	Opp.	Record	Date	Opponent	W/L	Atl.	Opp.	Record
11/2	ORLANDO	W	115	111	1-0	1/28	at Portland	L	111	116	24-18
11/3	INDIANA	W	121	120	2-0	1/29	at Utah	L	105	116	24-19
11/6	at Sacramento	W	102	85	3-0	1/31	at LA Lakers	L	103	116	24-20
11/9	at Golden State	L	128	143	3-1						
11/10	LA Clippers	W	112	94	4-1	2/2	at Denver	L	125	126	24-21
11/13	CLEVELAND	L	104	121	4-2	2/5	CLEVELAND	W	118	114	25-21
11/14	at Philadelphia	L	104	112	4-3	2/7	CHARLOTTE	W	127	114	26-21
11/16	CHARLOTTE	L	109	119	4-4	2/12	at Chicago	L	113	122	26-22
11/17	at Detroit	L	83	91	4-5	2/13	at New Jersey	L	106	140	26-23
11/20	at Charlotte	L	121	128	4-6	2/16	SEATTLE	W	122	113	27-23
11/21	at Milwaukee	L	93	105	4-7	2/19	at New York	W	110	102	28-23
11/24	PHILADELPHIA	L	121	124	4-8	2/20	at Detroit	L	89	97	28-24
11/27	DETROIT	L	97	120	4-9	2/22	LA LAKERS	W	111	102	29-24
11/30	CLEVELAND	L	93	101	4-10	2/23	DALLAS	W	122	107	30-24
						2/25	SACRAMENTO	W	96	88	31-24
12/4	at Houston	W	113	110	5-10	2/27	at Philadelphia	L	103	107	31-25
12/5	at San Antonio	W	110	108	6-10	2/28	PORTLAND	W	117	109	32-25
12/7	MILWAUKEE	L	103	104	6-11						
12/8	NEW YORK	W	99	86	7-11	3/3	at Milwaukee	W	115	106	33-25
12/12	at Miami	W	118	93	8-11	3/5	DENVER	W	139	127	34-25
12/13	NEW JERSEY	W	106	97	9-11	3/7	PHOENIX	L	104	106	34-26
12/15	WASHINGTON	W	125	113	10-11	3/8	at Miami	W	102	96	35-26
12/17	at Cleveland	W	109	98	11-11	3/10	CHICAGO	L	87	122	35-27
12/20	UTAH	W	105	87	12-11	3/12	(#) PHILADELPHIA	L	129	133	35-28
12/21	at Detroit	L	87	113	12-12	3/15	at Dallas	W	127	117	36-28
12/23	at Boston	L	104	132	12-13	3/16	at Phoenix	L	116	128	36-29
12/26	at New Jersey	W	113	111	13-13	3/19	BOSTON	W	104	92	37-29
12/28	BOSTON	W	131	114	14-13	3/20	at Chicago	L	107	129	37-30
12/29	GOLDEN STATE	W	134	130	15-13	3/22	at Washington	L	116	121	37-31
						3/23	MIAMI	W	108	93	38-31
1/2	LA CLIPPERS	W	120	107	16-13	3/26	at Indiana	L	113	123	38-32
1/4	INDIANA	W	111	96	17-13	3/28	HOUSTON	L	111	112	38-33
1/5	(#) MINNESOTA	W	117	112	18-13	3/30	at Milwaukee	L	96	104	38-34
1/8	SAN ANTONIO	W	109	98	19-13						
1/11	at Chicago	L	96	99	19-14	4/4	at Charlotte	L	91	98	38-35
1/12	INDIANA	L	92	99	19-15	4/6	INDIANA	W	137	110	39-35
1/14	NEW YORK	W	96	82	20-15	4/8	WASHINGTON	W	105	94	40-35
1/15	at Indiana	W	117	106	21-15	4/9	at Cleveland	W	104	98	41-35
1/18	CHICAGO	W	114	105	22-15	4/11	at Minnesota	L	98	112	41-36
1/19	NEW JERSEY	W	114	84	23-15	4/13	MILWAUKEE	W	97	91	42-36
1/22	MIAMI	W	118	107	24-15	4/16	at Orlando	L	106	113	42-37
1/23	at Washington	L	99	104	24-16	4/17	CHARLOTTE	L	111	123	42-38
1/26	at Seattle	L	102	103	24-17	4/19	DETROIT	L	120	126	42-39
						4/21	at Boston	W	117	105	43-39

(#, overtime; #2, double OT; #3, three OT; #4, four OT)

ATLANTA	OPPONENT
Most points: 139 vs. Denver (3/5)	Most points: 143 (Golden State, 11/9)
Least points: 83 at Detroit (11/17)	Least points: 82 (New York, 1/14)

YEARLY RESULTS: 1991 - 92

38-44 OVERALL (23-18 at home, 15-26 on the road)



SEASON STATS

	G	Min	FGM	FGA	Pct.	FTM	FTA	Pct.	Reb	Asst	PF	Stl	Blk	Pts	Avg
Wilkins	42	1601	424	914	.464	294	352	.835	295	158	77	52	24	1179	28.1
Willis	81	2962	591	1224	.483	292	363	.804	1258	173	223	72	54	1480	18.3
Augmon	82	2505	440	899	.489	213	320	.666	420	201	161	124	27	1094	13.3
Robinson	81	2220	423	928	.456	175	275	.636	219	446	178	105	24	1055	13.0
Ferrell	66	1598	331	632	.524	166	218	.761	210	92	134	49	17	839	12.7
Graham	78	1718	305	682	.447	126	170	.741	231	175	193	96	21	791	10.1
Rasmussen	81	1968	347	726	.478	30	40	.750	393	107	233	35	48	729	9.0
Volkov	77	1516	251	569	.441	125	198	.631	265	250	178	66	30	662	8.6
Mays	2	32	6	14	.429	2	2	1.000	2	1	4	0	0	17	8.5
Cheeks	56	1086	115	249	.462	26	43	.605	95	185	73	83	0	259	4.6
Wiley	41	767	71	160	.444	21	30	.700	73	166	73	43	3	177	4.3
Sanders	12	117	20	45	.444	7	9	.778	26	9	15	5	3	47	3.9
Monroe	38	313	53	144	.368	19	23	.826	33	27	19	12	2	131	3.4
Koncak	77	1489	111	284	.391	19	29	.655	261	132	207	50	67	241	3.1
Leonard	5	13	4	6	.667	2	2	1.000	5	1	3	1	0	10	2.0

3-pt. field goals: Atlanta 210-671 (.313) - Wilkins 37-128 (.289), Willis 6-37 (.162), Augmon 1-6 (.167), Robinson 34-104 (.327), Ferrell 11-33 (.333), Graham 55-141 (.390), Rasmussen 5-23 (.217), Volkov 35-110 (.318), Mays 3-6 (.500), Cheeks 3-6 (.500), Wiley 14-38 (.368), Monroe 6-27 (.222), Koncak 0-12 (.000), Opponents 251-732 (.343).

RESULTS

Date	Opponent	W/L	Atl.	Opp.	Record	Date	Opponent	W/L	Atl.	Opp.	Record
11/2	DETROIT	L	87	89	0-1	1/28	PHILADELPHIA	W	110	109	22-20
11/5	UTAH	W	98	94	1-1	1/29	at Milwaukee	W	110	100	23-20
11/6	at Charlotte	L	104	114	1-2	1/31	(#) at Indiana	L	106	115	23-21
11/8	at Boston	W	100	95	2-2						
11/9	MIAMI	W	97	93	3-2	2/1	DETROIT	L	80	89	23-22
11/12	CHARLOTTE	W	118	100	4-2	2/3	SEATTLE	L	110	112	23-23
11/14	at Sacramento	L	96	98	4-3	2/6	ORLANDO	W	123	112	24-23
11/15	at Phoenix	W	119	115	5-3	2/11	CHARLOTTE	L	108	113	24-24
11/17	at LA Lakers	L	89	111	5-4	2/13	at Miami	L	119	121	24-25
11/20	SACRAMENTO	W	116	104	6-4	2/14	at Orlando	W	112	107	25-25
11/22	at Philadelphia	W	99	92	7-4	2/17	at Washington	W	117	110	26-25
11/23	at Washington	L	115	126	7-5	2/19	(#) WASHINGTON	L	102	103	26-26
11/26	DETROIT	L	93	103	7-6	2/21	CHICAGO	L	88	103	26-27
11/27	at Detroit	L	91	100	7-7	2/22	NEW JERSEY	W	119	107	27-27
11/29	SAN ANTONIO	L	85	88	7-8	2/24	DENVER	W	117	95	28-27
11/30	BOSTON	W	129	102	8-8	2/28	BOSTON	W	102	90	29-27
12/3	at Dallas	W	103	99	9-8	3/1	(#) at Milwaukee	L	106	109	29-28
12/5	at Houston	W	109	97	10-8	3/4	at Philadelphia	L	102	107	29-29
12/7	(#2) NEW YORK	L	128	137	10-9	3/6	(#) INDIANA	L	113	115	29-30
12/10	MILWAUKEE	W	118	104	11-9	3/7	CLEVELAND	L	94	110	29-31
12/12	at Cleveland	L	107	134	11-10	3/10	at San Antonio	L	92	103	29-32
12/14	at Miami	L	101	121	11-11	3/11	LA LAKERS	L	98	109	29-33
12/17	INDIANA	W	117	113	12-11	3/13	PORTLAND	L	95	106	29-34
12/20	CLEVELAND	L	99	122	12-12	3/14	MIAMI	W	115	102	30-34
12/21	at Chicago	L	103	117	12-13	3/16	at Detroit	W	89	77	31-34
12/23	at New Jersey	L	93	105	12-14	3/18	ORLANDO	L	96	99	31-35
12/26	CHICAGO	L	111	122	12-15	3/20	at Charlotte	W	112	110	32-35
12/28	(#) MINNESOTA	W	125	122	13-15	3/22	at Cleveland	L	80	123	32-36
						3/23	(#) GOLDEN STATE	W	126	125	33-36
1/2	PHOENIX	W	123	105	14-15	3/26	WASHINGTON	W	107	95	34-36
1/4	LA CLIPPERS	W	97	95	15-15	3/27	at Minnesota	W	105	103	35-36
1/6	HOUSTON	W	109	97	16-15	3/29	at Boston	L	93	117	35-37
1/7	at New York	W	109	94	17-15						
1/9	DALLAS	W	124	108	18-15	4/1	at Indiana	L	117	137	35-38
1/11	at Indiana	L	115	138	18-16	4/3	at New York	L	94	115	35-39
1/14	MILWAUKEE	W	93	88	19-16	4/4	PHILADELPHIA	L	121	126	35-40
1/16	at Utah	L	111	116	19-17	4/7	at New Jersey	W	104	97	36-40
1/17	(#) at LA Clippers	L	107	111	19-18	4/9	at Orlando	L	94	96	36-41
1/19	at Denver	W	119	93	20-18	4/11	NEW JERSEY	W	118	98	37-41
1/21	at Seattle	W	128	119	21-18	4/13	at Chicago	L	93	100	37-42
1/22	at Golden State	L	124	134	21-19	4/15	NEW YORK	W	95	94	38-42
1/24	at Portland	L	117	125	21-20	4/17	CHICAGO	L	95	121	38-43
						4/19	at Cleveland	L	108	112	38-44

ATLANTA	OPPONENT
Most points: 129 vs. Boston (11/30)	Most points: 138 (Indiana, 1/11)
Least points: 80 (two times)	Least points: 77 (Detroit, 3/16)

HISTORY

YEARLY RESULTS: 1992 - 93



43-39 OVERALL (25-16 at home, 18-23 on the road)

SEASON STATS

	G	Min	FGM	FGA	Pct.	FTM	FTA	Pct.	Reb	Asst	PF	Stl	Blk	Pts	Avg
Wilkins	71	2647	741	1584	.468	519	627	.828	482	227	116	70	27	2121	29.9
Willis	80	2878	616	1218	.506	196	300	.653	1028	165	264	68	41	1435	17.9
Augmon	73	2112	397	792	.501	227	307	.739	287	170	141	91	18	1021	14.0
Blaylock	80	2820	414	964	.429	123	169	.728	280	671	156	203	23	1069	13.4
Ferrell	82	1736	327	696	.470	176	226	.779	191	132	160	59	17	839	10.2
Graham	80	1508	256	560	.457	96	131	.733	190	164	185	86	6	650	8.1
Mays	49	787	129	309	.417	54	82	.659	53	72	59	21	3	341	7.0
Keeffe	82	1549	188	376	.500	166	237	.700	432	80	195	57	16	542	6.6
Henson	53	719	71	182	.390	34	40	.850	55	155	85	30	1	213	4.0
Koncak	78	1975	124	267	.464	24	50	.480	427	140	264	75	100	275	3.4
Rasmussen	22	283	30	80	.375	9	13	.692	55	5	61	5	10	71	3.2
Foster	33	205	44	95	.463	13	18	.722	56	10	41	3	9	101	3.1
Wiley	25	354	26	81	.321	5	8	.625	35	81	49	26	2	72	2.9
Breuer	12	107	15	31	.484	2	5	.400	28	6	12	2	3	32	2.7
Sanders	9	120	10	25	.400	4	8	.500	29	6	16	8	1	24	2.7
Stvirns	5	15	4	9	.444	0	0	.000	5	0	0	0	1	8	1.6
Spencer	3	15	0	3	.000	0	0	.000	1	0	3	2	0	0	0.0

3-pt. field goals: Atlanta 382-1076 (.355) - Wilkins 120-316 (.380), Willis 7-29 (.241), Augmon 0-4 (.000), Blaylock 118-315 (.375), Ferrell 9-36 (.250), Graham 42-141 (.298), Mays 29-84 (.345), Keeffe 0-1 (.000), Henson 37-80 (.463), Koncak 3-8 (.375), Rasmussen 2-6 (.333), Foster 0-4 (.000), Wiley 15-51 (.294), Stvirns 0-1 (.000). Opponents 281-833 (.337).

RESULTS

Date	Opponent	W/L	Atl.	Opp.	Record	Date	Opponent	W/L	Atl.	Opp.	Record
11/6	NEW YORK	L	94	96	0-1	1/30	PHILADELPHIA	W	149	123	21-21
11/7	at Chicago	W	100	99	1-1	2/2	SEATTLE	W	118	109	22-21
11/11	at Houston	L	82	101	1-2	2/3	at Miami	L	96	116	22-22
11/12	at San Antonio	W	104	97	2-2	2/6	CLEVELAND	L	109	120	22-23
11/14	at Dallas	L	105	113	2-3	2/9	at Golden State	W	125	114	23-23
11/17	MILWAUKEE	L	106	114	2-4	2/11	at Sacramento	L	105	116	23-24
11/19	NEW JERSEY	L	101	108	2-5	2/13	at Utah	W	121	112	24-24
11/21	BOSTON	W	116	107	3-5	2/14	at LA Lakers	L	96	135	24-25
11/23	(#) at Boston	W	101	97	4-5	2/16	at Portland	L	90	105	24-26
11/25	at Philadelphia	W	111	105	5-5	2/18	at Phoenix	L	119	131	24-27
11/27	at Cleveland	L	101	122	5-6	2/23	WASHINGTON	W	109	94	25-27
11/28	MIAMI	W	112	100	6-6	2/24	at Philadelphia	W	132	107	26-27
12/1	INDIANA	W	119	107	7-6	2/26	BOSTON	L	99	110	26-28
12/2	NEW JERSEY	L	118	122	7-7	2/27	at Chicago	L	92	112	26-29
12/4	at Indiana	L	106	122	7-8	3/2	at New York	L	98	107	26-30
12/5	SAN ANTONIO	W	113	105	8-8	3/4	at Indiana	L	111	136	26-31
12/7	CHICAGO	W	123	114	9-8	3/6	UTAH	W	139	118	27-31
12/11	(#) DENVER	W	112	107	10-8	3/8	LA CLIPPERS	W	121	113	28-31
12/12	PHILADELPHIA	L	96	103	10-9	3/9	at Milwaukee	W	117	103	29-31
12/13	DETROIT	L	94	107	10-10	3/12	ORLANDO	W	110	92	30-31
12/16	at Detroit	L	88	89	10-11	3/14	LA LAKERS	W	117	107	31-31
12/18	at Miami	W	108	100	11-11	3/16	at Charlotte	W	122	107	32-31
12/19	ORLANDO	L	84	125	11-12	3/17	at New Jersey	L	93	114	32-32
12/22	CHARLOTTE	L	114	130	11-13	3/19	MINNESOTA	W	121	103	33-32
12/26	at Minnesota	W	113	105	12-13	3/23	DALLAS	W	125	107	34-32
12/28	at Washington	L	96	97	12-14	3/25	HOUSTON	W	106	96	35-32
12/29	CLEVELAND	L	96	114	12-15	3/27	MIAMI	W	118	106	36-32
1/2	MILWAUKEE	L	93	106	12-16	3/29	(#) PORTLAND	W	127	118	37-32
1/5	WASHINGTON	L	100	107	12-17	3/31	at Denver	W	103	94	38-32
1/7	at Milwaukee	W	100	94	13-17	4/2	at LA Clippers	L	99	111	38-33
1/8	at Detroit	W	101	92	14-17	4/3	at Seattle	L	105	129	38-34
1/12	GOLDEN STATE	W	126	118	15-17	4/6	(#) NEW YORK	W	109	104	39-34
1/14	DETROIT	W	108	91	16-17	4/9	CHICAGO	L	87	88	39-35
1/16	at Cleveland	L	99	127	16-18	4/10	at Charlotte	W	118	105	40-35
1/19	at Charlotte	W	102	100	17-18	4/13	(#2) CLEVELAND	L	109	112	40-36
1/20	at Boston	L	106	121	17-19	4/14	at Detroit	L	84	87	40-37
1/22	NEW JERSEY	W	102	91	18-19	4/17	CHARLOTTE	L	107	110	40-38
1/23	PHOENIX	L	91	110	18-20	4/20	INDIANA	W	111	102	41-38
1/25	SACRAMENTO	W	117	106	19-20	4/21	at Washington	W	119	98	42-38
1/26	at Orlando	L	106	120	19-21	4/23	MILWAUKEE	W	122	106	43-38
1/28	at New York	W	110	105	20-21	4/24	at Orlando	L	85	104	43-39

(#, overtime; #2, double OT; #3, three OT; #4, four OT)

ATLANTA	OPPONENT
Most points: 149 vs. Philadelphia (1/30)	Most points: 136 (Indiana, 3/4)
Least points: 82 at Houston (11/11)	Least points: 87 (Detroit, 4/14)

YEARLY RESULTS: 1993 - 94

57-25 OVERALL (36-5 at home, 21-20 on the road)



SEASON STATS

	G	Min	FGM	FGA	Pct.	FTM	FTA	Pct.	Reb	Asst	PF	Stl	Blk	Pts	Avg
Wilkins	49	1687	430	996	.432	275	322	.854	305	114	87	63	88	1196	24.4
Willis	80	2867	627	1257	.499	268	376	.713	963	150	250	79	38	1531	19.1
Manning	26	925	177	372	.476	54	83	.651	169	85	93	46	25	409	15.7
Augmon	82	2605	439	861	.510	333	436	.764	394	187	179	149	45	1212	14.8
Blaylock	81	2915	444	1079	.411	116	159	.730	424	789	144	212	44	1118	13.8
Ehlo	82	2147	316	708	.446	112	154	.727	279	273	161	136	26	821	10.0
Ferrell	72	1155	184	379	.485	144	184	.783	129	65	85	44	16	513	7.1
Lang	82	1608	215	458	.469	73	106	.689	313	51	192	38	87	504	6.1
Keeffe	63	763	96	213	.451	81	111	.730	201	34	80	20	9	273	4.3
Koncak	82	1823	159	369	.431	24	36	.667	365	102	236	63	125	342	4.2
Whatley	82	1004	120	236	.508	52	66	.788	99	181	93	59	2	292	3.6
Graham	21	128	21	57	.368	13	17	.765	12	13	11	4	5	58	2.8
Edwards	16	107	17	49	.347	9	16	.563	18	8	9	2	5	43	2.7
Grace	3	8	2	3	.667	0	2	.000	1	1	3	0	0	4	1.3
Bagley	3	13	0	2	.000	2	2	1.000	1	3	2	0	0	2	0.7

3-pt. field goals: Atlanta 260-830 (.323) - Wilkins 61-198 (.308), Manning 1-3 (.333), Willis 9-24 (.375), Augmon 1-7 (.143), Blaylock 114-341 (.334), Ehlo 77-221 (.348), Ferrell 1-9 (.111), Lang 1-4 (.250), Koncak 0-3 (.000), Whatley 0-6 (.000), Graham 3-13 (.231), Edwards 0-1 (.000). Opponents 275-872 (.315).

RESULTS

Date	Opponent	W/L	Atl.	Opp.	Record	Date	Opponent	W/L	Atl.	Opp.	Record
11/5	INDIANA	W	116	110	1-0	2/2	ORLANDO	W	118	99	31-11
11/8	at Chicago	L	80	106	1-1	2/4	NEW YORK	W	114	102	32-11
11/10	at Utah	L	88	91	1-2	2/5	at Cleveland	L	93	109	32-12
11/12	at Portland	L	84	94	1-3	2/7	DETROIT	W	141	97	33-12
11/13	at Seattle	L	89	97	1-4	2/9	at Orlando	L	87	104	33-13
11/16	(#) SACRAMENTO	W	118	95	2-4	2/10	MIAMI	W	114	98	34-13
11/17	at Philadelphia	W	92	90	3-4	2/15	at Houston	L	99	103	34-14
11/19	at Miami	W	95	92	4-4	2/17	at Golden State	L	115	119	34-15
11/20	CHARLOTTE	W	96	91	5-4	2/18	at LA Clippers	W	97	91	35-15
11/23	LA LAKERS	W	103	94	6-4	2/20	at Denver	L	92	97	35-16
11/24	at Milwaukee	W	89	85	7-4	2/23	SEATTLE	W	99	92	36-16
11/26	WASHINGTON	W	124	108	8-4	2/25	MILWAUKEE	W	111	100	37-16
11/27	PHILADELPHIA	W	111	79	9-4	2/26	at Philadelphia	W	118	102	38-16
11/30	BOSTON	W	122	114	10-4						
12/3	HOUSTON	W	133	111	11-4	3/1	MINNESOTA	W	102	99	39-16
12/8	at Detroit	W	105	97	12-4	3/3	at Washington	W	109	98	40-16
12/9	SAN ANTONIO	W	105	95	13-4	3/5	INDIANA	W	90	88	41-16
12/11	at Wash. (Balt.)	W	116	108	14-4	3/8	at Chicago	L	95	116	41-17
12/14	at Cleveland	W	103	92	15-4	3/9	NEW YORK	L	83	90	41-18
12/16	INDIANA	L	81	99	15-5	3/11	CHICAGO	W	108	77	42-18
12/18	DENVER	W	102	96	16-5	3/12	at Detroit	W	104	92	43-18
12/22	at Boston	W	108	103	17-5	3/16	at Charlotte	L	79	92	43-19
12/23	at New York	L	75	84	17-6	3/18	at Indiana	W	81	78	44-19
12/26	at New Jersey	L	87	91	17-7	3/20	at Boston	W	101	80	45-19
12/28	DETROIT	W	119	101	18-7	3/21	(#) UTAH	W	100	96	46-19
12/29	at Orlando	W	92	90	19-7	3/23	CHARLOTTE	W	100	92	47-19
						3/25	LA CLIPPERS	L	94	97	47-20
						3/26	MIAMI	W	100	90	48-20
1/4	CHARLOTTE	W	133	94	20-7	3/29	NEW JERSEY	W	101	98	49-20
1/7	PORTLAND	W	100	85	21-7	3/31	at Sacramento	W	106	102	50-20
1/8	CLEVELAND	W	102	89	22-7						
1/12	CHICAGO	W	92	81	23-7	4/1	at Phoenix	L	87	93	50-21
1/14	DALLAS	W	113	96	24-7	4/3	at LA Lakers	L	89	102	50-22
1/15	at Indiana	L	91	94	24-8	4/6	BOSTON	W	111	107	51-22
1/17	MILWAUKEE	W	102	98	25-8	4/7	at New Jersey	L	87	93	51-23
1/19	GOLDEN STATE	L	119	120	25-9	4/9	WASHINGTON	W	117	103	52-23
1/21	(#) NEW JERSEY	L	111	113	25-10	4/13	CLEVELAND	W	110	95	53-23
1/22	at Minnesota	W	98	81	26-10	4/15	at Milwaukee	W	105	96	54-23
1/25	at Milwaukee	W	95	90	27-10	4/16	PHILADELPHIA	W	123	94	55-23
1/26	PHOENIX	W	116	107	28-10	4/18	at Chicago	L	70	87	55-24
1/28	at Charlotte	W	117	105	29-10	4/19	at New York	W	87	84	56-24
1/29	at San Antonio	L	87	100	29-11	4/21	at Miami	L	89	94	56-25
1/31	at Dallas	W	90	85	30-11	4/23	ORLANDO	W	93	89	57-25

ATLANTA	OPPONENT
Most points: 141 vs. Detroit (2/7)	Most points: 120 (Golden State, 1/19)
Least points: 70 at Chicago (4/18)	Least points: 77 (Chicago, 3/11)

HISTORY

YEARLY RESULTS: 1994 - 95



42-40 OVERALL (24-17 at home, 18-23 on the road)

SEASON STATS

	G	Min	FGM	FGA	Pct.	FTM	FTA	Pct.	Reb	Asst	PF	Stl	Blk	Pts	Avg
Willis	2	89	16	41	.390	10	15	.667	36	3	7	1	3	42	21.0
Blaylock	80	3069	509	1198	.425	156	214	.729	393	616	164	200	26	1373	17.2
Smith	78	2603	417	976	.427	295	349	.845	270	267	216	60	32	1264	16.2
Augmon	76	2362	397	876	.453	252	346	.728	368	197	163	100	47	1053	13.9
Norman	74	1879	388	856	.453	64	140	.457	362	94	154	34	20	938	12.7
Long	79	2579	337	704	.479	238	315	.756	595	127	232	107	34	923	11.7
Ehlo	49	1166	191	422	.453	44	71	.620	147	113	86	46	6	477	9.7
Lang	82	2340	320	677	.473	152	188	.809	456	72	271	45	144	794	9.7
Corbin	81	1389	205	464	.442	78	114	.684	262	67	161	55	16	502	6.2
Wiley	5	17	3	6	.500	0	0	--	4	6	0	1	1	7	1.4
Bazarevich	10	74	11	22	.500	7	9	.778	7	14	10	1	1	30	3.0
Anderson	51	622	57	104	.548	34	71	.479	188	17	103	23	32	148	2.9
Koncak	62	943	77	187	.412	13	24	.542	184	52	137	36	46	179	2.9
Whately	27	292	24	53	.453	20	32	.625	30	54	37	19	0	70	2.6
Les	24	188	11	38	.289	23	27	.852	26	44	28	4	0	50	2.1
Edwards	38	212	22	48	.458	23	32	.719	48	13	30	5	4	67	1.8
Vinsoe	5	27	1	7	.143	1	1	1.000	0	1	4	0	0	4	0.8
Hovasse	2	4	0	1	.000	0	0	--	0	0	1	1	0	0	--

3-pt. field goals: Atlanta 539-1580 (.341) - Willis 0-1 (.000), Blaylock 199-555 (.359), Smith 135-404 (.334), Augmon 7-26 (.269), Norman 98-285 (.344), Long 11-31 (.355), Ehlo 51-134 (.381), Lang 2-3 (.667), Corbin 14-56 (.250), Wiley 1-4 (.250), Bazarevich 1-6 (.167), Koncak 12-36 (.333), Whately 2-8 (.250), Les 5-23 (.217), Edwards 0-1 (.000), Vinsoe 1-6 (.167), Hovasse 0-1 (.000). Opponents 232-1212 (.347).

RESULTS

Date	Opponent	W/L	Atl.	Opp.	Record	Date	Opponent	W/L	Atl.	Opp.	Record
11/4	INDIANA	L	92	94	0-1	1/30	at Miami	W	95	92	19-24
11/5	(#) DETROIT	L	109	114	0-2	2/1	GOLDEN STATE	W	111	99	20-24
11/7	at Utah	L	86	104	0-3	2/3	SEATTLE	L	98	121	20-25
11/9	at Phoenix	L	102	106	0-4	2/4	at Detroit	L	78	84	20-26
11/10	at LA Clippers	W	108	91	1-4	2/6	at Philadelphia	W	107	92	21-26
11/12	at Sacramento	L	97	105	1-5	2/8	NEW JERSEY	W	111	88	22-26
11/15	BOSTON	W	110	94	2-5	2/14	at Denver	W	99	88	23-26
11/18	(#) MILWAUKEE	L	93	97	2-6	2/17	at Dallas	W	110	90	24-26
11/19	at New York	L	79	92	2-7	2/18	at San Antonio	L	97	111	24-27
11/22	PHILADELPHIA	W	102	99	3-7	2/21	CHICAGO	L	88	105	24-28
11/23	at Minnesota	W	89	77	4-7	2/23	DALLAS	W	110	92	25-28
11/25	LA LAKERS	L	87	92	4-8	2/24	at Wash. (Balt.)	W	107	92	26-28
11/29	CHARLOTTE	L	85	90	4-9	2/27	SACRAMENTO	W	118	99	27-28
12/2	at Chicago	W	92	81	5-9	3/2	at Milwaukee	L	93	102	27-29
12/3	ORLANDO	W	107	105	6-9	3/3	DETROIT	W	94	78	28-29
12/6	(#) at New Jersey	W	94	91	7-9	3/5	(#) at Orlando	L	111	113	28-30
12/7	at Boston	L	80	93	7-10	3/8	DENVER	W	99	88	29-30
12/9	NEW YORK	W	89	85	8-10	3/10	NEW YORK	W	108	81	30-30
12/10	at Orlando	L	98	109	8-11	3/12	at Boston	W	104	98	31-30
12/13	(#) MINNESOTA	W	85	83	9-11	3/13	HOUSTON	L	86	97	31-31
12/14	at Indiana	L	79	81	9-12	3/15	at Chicago	L	86	99	31-32
12/16	CHICAGO	L	80	85	9-13	3/18	PHOENIX	W	122	117	32-32
12/17	at Miami	L	85	96	9-14	3/20	LA CLIPPERS	W	106	102	33-32
12/20	MILWAUKEE	W	115	97	10-14	3/22	MIAMI	L	84	98	33-33
12/22	UTAH	L	94	103	10-15	3/24	at Cleveland	L	74	75	33-34
12/23	at Detroit	W	97	77	11-15	3/25	CHICAGO	L	98	99	33-35
12/27	at Houston	L	93	105	11-16	3/28	at Portland	W	102	91	34-35
12/29	(#) SAN ANTONIO	W	127	121	12-16	3/30	at Golden State	W	108	80	35-35
12/30	at Cleveland	L	85	87	12-17	3/31	at LA Lakers	L	107	121	35-36
1/3	PORTLAND	L	98	103	12-18	4/2	at Seattle	L	83	105	35-37
1/4	at New York	L	80	89	12-19	4/5	CLEVELAND	W	96	87	36-37
1/6	WASHINGTON	W	112	90	13-19	4/7	INDIANA	W	102	90	37-37
1/7	NEW JERSEY	W	102	85	14-19	4/9	at Milwaukee	L	99	102	37-38
1/10	at Washington	W	99	96	15-19	4/11	(#) at Philadelphia	W	110	106	38-38
1/13	ORLANDO	L	96	101	15-20	4/12	WASHINGTON	W	90	82	39-38
1/16	MIAMI	W	99	95	16-20	4/14	at Cleveland	L	70	83	39-39
1/18	PHILADELPHIA	L	80	92	16-21	4/16	at Charlotte	W	94	93	40-39
1/20	at Indiana	L	89	99	16-22	4/19	at New Jersey	W	104	99	41-39
1/21	BOSTON	W	89	84	17-22	4/21	DETROIT	W	128	111	42-39
1/25	at Charlotte	W	103	96	18-22	4/23	at Indiana	L	87	103	42-40
1/26	CLEVELAND	L	68	77	18-23						
1/28	CHARLOTTE	L	93	102	18-24						

(#, overtime; #2, double OT; #3, three OT; #4, four OT)

ATLANTA
Most points: 128 vs. Detroit (4/21)
Least points: 68 vs. Cleveland (1/26)

OPPONENT
Most points: 121 (three times)
Least points: 75 (Cleveland, 3/24)

YEARLY RESULTS: 1995 - 96



46-36 OVERALL (26-15 at home, 20-21 on the road)

SEASON STATS

	G	Min	FGM	FGA	Pct.	FTM	FTA	Pct.	Reb	Asst	PF	Stl	Blk	Pts	Avg
Smith	80	2856	494	1143	.432	318	385	.826	326	224	207	68	17	1446	18.1
Blaylock	81	2893	455	1123	.405	127	170	.747	332	478	151	212	17	1268	15.7
Laettner	30	977	159	325	.489	107	130	.823	236	68	119	31	28	425	14.2
Long	82	3008	395	838	.471	257	337	.763	788	183	233	108	34	1078	13.1
Lang	51	1815	281	619	.454	95	118	.805	334	62	178	35	85	657	12.9
Augmon	77	2294	362	738	.491	251	317	.792	304	137	188	106	31	976	12.7
Norman	34	770	127	273	.465	17	48	.354	132	63	68	15	16	304	8.9
Ehlo	79	1758	253	591	.428	81	103	.786	256	138	138	85	9	669	8.5
Henderson	79	1416	192	434	.442	119	200	.595	356	51	217	44	43	503	6.4
Webb	51	817	104	222	.468	74	87	.851	60	140	68	27	2	300	5.9
Rooks	16	215	32	58	.552	29	43	.674	51	9	35	4	14	93	5.8
Jordan	24	247	36	71	.507	22	38	.579	52	29	30	12	7	94	3.9
Bullard	46	460	66	162	.407	16	20	.800	60	18	50	17	11	174	3.8
Boyce	8	41	9	23	.391	2	4	.500	10	3	2	3	1	24	3.0
Nathan	5	15	5	9	.556	3	4	.750	0	2	2	3	0	13	2.6
Mundt	24	118	13	32	.406	5	8	.625	25	2	23	1	4	31	1.3
Grandison	4	19	2	4	.500	0	0	--	6	1	0	0	0	4	1.0
Kempton	3	11	0	0	--	0	0	--	2	1	5	0	0	0	--

3-pt. field goals: Atlanta 566-1595 (.355) - Smith 140-423 (.331), Blaylock 231-623 (.371), Laettner 0-8 (.000), Long 31-86 (.360), Lang 0-3 (.000), Augmon 1-4 (.250), Norman 33-84 (.393), Ehlo 82-221 (.371), Henderson 0-3 (.000), Webb 18-57 (.316), Rooks 0-1 (.000), Bullard 26-72 (.361), Boyce 4-8 (.500), Nathan 0-1 (.000), Grandison 0-1 (.000), Opponents 479-1329 (.360).

RESULTS

Date	Opponent	W/L	Atl.	Opp.	Record	Date	Opponent	W/L	Atl.	Opp.	Record
11/3	INDIANA	L	106	111	0-1	1/30	at Indiana	L	90	107	24-18
11/4	ORLANDO	W	124	91	1-1	1/31	PHOENIX	L	84	120	24-19
11/6	at Utah	L	96	105	1-2	2/2	at Orlando	L	95	108	24-20
11/8	at LA Clippers	W	100	92	2-2	2/4	CHARLOTTE	W	106	104	25-20
11/9	at Golden State	W	125	121	3-2	2/7	at Miami	L	89	101	25-21
11/11	at Dallas	W	113	100	4-2	2/8	WASHINGTON	W	98	92	26-21
11/14	CHARLOTTE	W	111	104	5-2	2/14	at LA Lakers	L	86	87	26-22
11/17	MIAMI	L	88	91	5-3	2/16	at Vancouver	W	110	100	27-22
11/19	at Sacramento	W	108	94	6-3	2/18	at Portland	W	93	90	28-22
11/21	at Denver	L	99	107	6-4	2/19	at Seattle	L	94	102	28-23
11/22	at Phoenix	L	112	117	6-5	2/22	CHICAGO	L	91	96	28-24
11/25	TORONTO	W	114	102	7-5	2/23	at New York	W	108	97	29-24
11/28 (#)	at New York	W	102	97	8-5	2/25	at Minnesota	W	92	76	30-24
11/29	PHILADELPHIA	W	106	81	9-5	2/28	PORTLAND	W	90	88	31-24
12/1	DALLAS	L	98	106	9-6	3/1	CLEVELAND	W	74	68	32-24
12/2	at Detroit	L	96	104	9-7	3/2	at Milwaukee	L	106	110	32-25
12/6	at Washington	L	79	96	9-8	3/4	at Detroit	L	93	99	32-26
12/7	SAN ANTONIO	L	102	104	9-9	3/7	at Cleveland	W	83	72	33-26
12/9	NEW YORK	L	92	101	9-10	3/8	MILWAUKEE	W	94	91	34-26
12/10	at Boston	W	108	103	10-10	3/10	at Washington	L	91	99	34-27
12/12	MINNESOTA	L	78	85	10-11	3/12	UTAH	W	115	89	35-27
12/14	CHICAGO	L	108	127	10-12	3/14	at Houston	L	106	114	35-28
12/16	DENVER	W	95	86	11-12	3/16	at San Antonio	L	92	119	35-29
12/22	NEW JERSEY	W	94	91	12-12	3/20	VANCOUVER	W	98	93	36-29
12/23	at Milwaukee	L	111	115	12-13	3/22	at Charlotte	W	117	92	37-29
12/26	LA CLIPPERS	W	94	88	13-13	3/23	DETROIT	W	92	84	38-29
12/29	GOLDEN STATE	L	96	117	13-14	3/26	at Toronto	W	114	111	39-29
12/30	at Chicago	L	93	95	13-15	3/28	at Chicago	L	80	111	39-30
1/2	SEATTLE	L	88	111	13-16	3/29	LA LAKERS	L	89	102	39-31
1/4 (#)	TORONTO	W	104	101	14-16	3/31	at Boston	W	93	92	40-31
1/6	at Charlotte	L	90	96	14-17	4/2	BOSTON	W	109	89	41-31
1/9	at New Jersey (PPD)	-	Snow - rescheduled 4/5			4/4	WASHINGTON	L	110	113	41-32
1/9	SACRAMENTO	W	104	88	15-17	4/5	at New Jersey	W	82	70	42-32
1/11	at Toronto	W	87	79	16-17	4/6	PHILADELPHIA	L	99	100	42-33
1/13	BOSTON	W	108	105	17-17	4/8	at Indiana	L	95	97	42-34
1/15	DETROIT	W	96	88	18-17	4/12	MILWAUKEE	W	104	97	43-34
1/17	INDIANA	W	102	93	19-17	4/14	at New Jersey	W	99	90	44-34
1/19	at Philadelphia	W	82	77	20-17	4/16	CLEVELAND	L	77	80	44-35
1/20	MIAMI	W	98	78	21-17	4/18	at Orlando	L	104	119	44-36
1/22	HOUSTON	W	105	96	22-17	4/20	NEW JERSEY	W	121	99	45-36
1/23	at Cleveland	W	84	72	23-17	4/21	at Miami	W	104	92	46-36
1/26	ORLANDO	W	96	84	24-17						

(#, overtime; #2, double OT; #3, three OT; #4, four OT)

ATLANTA
Most points: 125 at Golden State (11/9)
Least points: 74 vs. Cleveland (3/1)

OPPONENT
Most points: 127 (Chicago, 12/14)
Least points: 68 (Cleveland, 3/1)

YEARLY RESULTS: 1996 - 97



56-26 OVERALL (36-5 at home, 20-21 on the road)

SEASON STATS

	G	Min	FGM	FGA	Pct.	FTM	FTA	Pct.	Reb	Asst	PF	Stl	Blk	Pts	Avg
Smith	72	2818	491	1145	.429	429	333	.847	238	305	173	62	23	1445	20.1
Laettner	82	3140	548	1128	.486	359	440	.816	720	223	277	102	64	1486	18.1
Blaylock	78	3056	501	1159	.432	131	174	.753	413	463	141	212	20	1354	17.4
Mutombo	80	2973	380	721	.527	306	434	.705	929	110	249	49	264	1066	13.3
Corbin	70	2305	253	600	.422	86	108	.796	294	124	176	90	7	666	9.5
James	53	945	125	306	.408	30	36	.833	81	21	98	11	1	356	6.7
Henderson	30	501	77	162	.475	45	75	.600	116	23	73	21	6	199	6.6
Burton	24	380	39	116	.336	57	68	.838	41	11	55	8	3	148	6.2
Recasner	71	1207	148	350	.423	51	58	.879	115	94	97	38	4	405	5.7
Barry	58	965	100	246	.407	37	46	.804	99	115	56	55	3	285	4.9
Norman	17	220	27	94	.287	4	12	.333	39	12	17	7	3	64	3.8
Lauderdale	35	180	49	89	.551	13	23	.565	43	12	39	1	9	111	3.2
Boyce	22	154	21	63	.333	11	22	.500	15	13	17	10	4	55	2.5
Hancock (TOT)	24	133	16	35	.457	10	14	.714	18	12	15	9	1	42	1.8
Newbill	72	850	40	91	.440	20	52	.385	204	24	115	28	15	100	1.4
Alston	2	11	0	5	.000	0	2	.000	4	0	0	0	0	0	0.0
Miller	1	14	0	5	.000	0	0	---	7	0	2	0	0	0	0.0

3-pt. field goals: Atlanta 659-1834 (.359) - Smith 130-388 (.335), Laettner 31-88 (.352), Blaylock 221-604 (.366), Corbin 74-208 (.356), James 76-181 (.420), Burton 13-46 (.283), Recasner 58-140 (.414), Barry 48-124 (.387), Norman 6-38 (.158), Lauderdale 0-1 (.000), Boyce 2-16 (.125). Opponents 485-1399 (.347).

RESULTS

Date	Opponent	W/L	Atl.	Opp.	Record	Date	Opponent	W/L	Atl.	Opp.	Record
11/1	at Miami	L	81	94	0-1	1/30	at Utah	L	96	102	29-13
11/2	DETROIT	L	78	90	0-2	1/31	at Vancouver	W	87	76	30-13
11/4	at Portland	W	94	76	1-2	2/2	at Denver	L	104	115	30-14
11/5	at Seattle	W	117	95	2-2	2/4	at Golden State	W	107	85	31-14
11/7	at Sacramento	W	91	87	3-2	2/5	at Phoenix	L	81	99	31-15
11/10	at LA Lakers	L	85	92	3-3	2/12	TORONTO	W	106	84	32-15
11/12	CLEVELAND	W	87	83	4-3	2/14	CHICAGO	L	88	89	32-16
11/13	at Boston	L	85	103	4-4	2/15	at San Antonio	W	109	89	33-16
11/15	MIAMI	W	85	77	5-4	2/17	at Houston	L	98	127	33-17
11/16	at Chicago	L	69	97	5-5	2/19	INDIANA	W	100	87	34-17
11/19	at Cleveland	L	63	73	5-6	2/21	HOUSTON	W	76	74	35-17
11/21	at Milwaukee	W	73	65	6-6	2/22	CHARLOTTE	L	92	93	35-18
11/23	at Toronto	W	91	88	7-6	2/24	GOLDEN STATE	W	106	100	36-18
11/26	VANCOUVER	W	101	80	8-6	2/26	at Milwaukee	W	79	72	37-18
11/27	at Orlando	L	75	79	8-7	2/28	LA LAKERS	W	86	75	38-18
11/29	WASHINGTON	W	110	81	9-7	3/2	at Detroit	L	75	82	38-19
12/3	BOSTON	W	105	95	10-7	3/4	CLEVELAND	W	93	88	39-19
12/4	at Detroit	L	90	100	10-8	3/6	at Philadelphia	W	117	104	40-19
12/7	TORONTO	W	101	75	11-8	3/7	MILWAUKEE	W	90	80	41-19
12/10	DENVER	W	89	88	12-8	3/9	at Boston	W	114	90	42-19
12/14	PHILADELPHIA	W	106	81	13-8	3/11	UTAH	W	106	99	43-19
12/17	@Dallas	W	109	73	14-8	3/12	at Indiana	L	82	92	43-20
12/20	NEW JERSEY	W	109	95	15-8	3/14	SEATTLE	L	91	97	43-21
12/21	at Charlotte	L	93	98	15-9	3/15	at Chicago	L	79	99	43-22
12/23	at New York	L	76	82	15-10	3/17	(#) ORLANDO	W	112	107	44-22
12/26	CHICAGO	W	108	103	16-10	3/19	INDIANA	W	107	95	45-22
12/28	at Wash. (Balt.)	L	86	97	16-11	3/21	DALLAS	W	93	72	46-22
1/3	BOSTON	W	105	95	17-11	3/23	at Toronto	W	90	79	47-22
1/4	NEW YORK	W	88	71	18-11	3/25	PORTLAND	W	96	89	48-22
1/7	(#) PHOENIX	W	105	103	19-11	3/27	LA CLIPPERS	W	103	88	49-22
1/9	(#) at Orlando	W	97	92	20-11	3/29	SACRAMENTO	W	88	74	50-22
1/11	(#) SAN ANTONIO	W	87	82	21-11	4/2	at Charlotte	L	84	95	50-23
1/13	at Cleveland	W	93	79	22-11	4/4	DETROIT	W	103	89	51-23
1/14	MINNESOTA	W	95	93	23-11	4/5	NEW YORK	L	97	102	51-24
1/16	ORLANDO	W	78	67	24-11	4/9	at Philadelphia	W	116	101	52-24
1/18	MILWAUKEE	W	94	71	25-11	4/11	at Indiana	W	104	92	53-24
1/20	CHARLOTTE	W	106	97	26-11	4/12	at Minnesota	W	80	66	54-24
1/21	at Miami	L	91	94	26-12	4/15	NEW JERSEY	W	109	101	55-24
1/24	(#) WASHINGTON	W	117	105	27-12	4/16	at New York	L	92	96	55-25
1/25	BOSTON	W	95	90	28-12	4/19	PHILADELPHIA	W	136	104	56-25
1/28	at LA Clippers	W	112	96	29-12	4/20	at New Jersey	L	92	108	56-26

(#, overtime; #2, double OT; #3, three OT; #4, four OT)

ATLANTA	OPPONENT
Most points: 136 vs. Philadelphia (4/19)	Most points: 135 (Denver, 1/13)
Least points: 63 at Cleveland (11/19)	Least points: 83 (Washington, 12/23)

YEARLY RESULTS: 1997 - 98



50-32 OVERALL (29-12 at home, 21-20 on the road)

SEASON STATS

	G	Min	FGM	FGA	Pct.	FTM	FTA	Pct.	Reb	Asst	PF	Stl	Blk	Pts	Avg
Smith	73	2857	489	1101	.444	389	455	.855	309	292	219	75	29	1464	20.1
Henderson	69	2000	365	753	.485	253	388	.652	442	73	175	42	36	986	14.3
Laettner	74	2282	354	730	.485	306	354	.864	487	190	246	71	73	1020	13.8
Mutombo	82	2917	399	743	.537	303	452	.670	932	82	254	34	277	1101	13.4
Blaylock	70	2700	368	938	.392	95	134	.709	341	469	122	183	21	921	13.2
Corbin	79	2699	328	747	.439	101	128	.789	362	173	197	105	7	806	10.2
Recasner	59	1454	206	452	.456	74	79	.937	142	117	94	41	1	548	9.3
Gray	30	472	77	202	.381	55	65	.846	45	34	73	15	11	227	7.6
Daniels (TOT)	6	82	12	29	.414	8	10	.800	7	4	4	3	2	34	5.7
Brown	77	1202	161	372	.433	63	87	.724	183	55	100	23	13	387	5.0
Crawford	40	256	46	110	.418	57	68	.838	41	9	27	12	7	150	3.8
Oliver	5	61	7	19	.368	1	4	.250	9	2	4	1	0	15	3.0
Miller	37	228	29	52	.558	21	39	.538	70	3	41	15	3	79	2.1
Barry	27	256	18	38	.474	11	13	.846	35	49	28	10	1	56	2.1
Anderson	50	398	36	81	.444	16	41	.390	118	15	85	19	10	88	1.8
Livingston	12	82	3	12	.250	4	5	.800	6	5	6	7	2	10	0.8
Whiteside	3	16	1	2	.500	0	2	.000	1	1	0	0	0	2	0.7

3-pt. field goals: Atlanta 337-1016 (.332) - Smith 97-276 (.351), Henderson 3-6 (.500), Laettner 6-27 (.222), Blaylock 90-334 (.269), Corbin 49-141 (.348), Recasner 62-148 (.419), Gray 18-46 (.391), Daniels 2-9 (.222), Brown 2-8 (.250), Crawford 1-3 (.333), Barry 9-21 (.429), Anderson 0-5 (.000), Whiteside 0-1 (.000), Opponents 348-1017 (.342).

RESULTS

Date	Opponent	W/L	Atl.	Opp.	Record	Date	Opponent	W/L	Atl.	Opp.	Record
10/31	at Orlando	W	105	99	1-0	1/24	(D) PORTLAND	L	77	92	26-16
11/1	(T) TORONTO	W	90	85	2-0	1/26	(D) PHOENIX	L	91	96	26-17
11/4	(D) DETROIT	W	82	71	3-0	1/27	at Minnesota	L	96	113	26-18
11/5	at Philadelphia	W	93	88	4-0	1/29	(T)(#) PHILADELPHIA	W	109	99	27-18
11/7	(D) CHICAGO	W	80	78	5-0	1/31	at Charlotte	W	103	83	28-18
11/8	(#) at Cleveland	W	99	97	6-0	2/2	at Miami	L	83	90	28-19
11/11	(D) SEATTLE	W	89	87	7-0	2/3	at Orlando	L	90	91	28-20
11/12	at Indiana	W	89	86	8-0	2/5	at Cleveland	W	108	94	29-20
11/14	(D) SACRAMENTO	W	104	103	9-0	2/10	at Milwaukee	W	108	100	30-20
11/16	(T) LA CLIPPERS	W	89	83	10-0	2/13	at Chicago	L	110	112	30-21
11/18	(D)(#) WASHINGTON	W	98	89	11-0	2/14	(D) INDIANA	L	92	96	30-22
11/20	(D) NEW YORK	L	79	100	11-1	2/16	(D) ORLANDO	L	81	85	30-23
11/22	at Detroit	L	85	87	11-2	2/18	(T) NEW JERSEY	W	114	104	31-23
11/26	(#2) at Toronto	W	109	104	12-2	2/20	(T) VANCOUVER	W	115	92	32-23
11/29	(D) CHARLOTTE	W	98	80	13-2	2/25	at Denver	W	112	88	33-23
11/30	(D) SAN ANTONIO	W	108	96	14-2	2/27	at Seattle	L	88	90	33-24
12/2	at Dallas	W	112	79	15-2	3/1	at Vancouver	W	101	76	34-24
12/4	at Houston	L	87	94	15-3	3/6	(T) DENVER	W	115	94	35-24
12/9	(T) MIAMI	L	81	97	15-4	3/8	(T) CLEVELAND	W	101	96	36-24
12/11	at Phoenix	L	78	94	15-5	3/11	at Boston	W	110	105	37-24
12/12	at LA Clippers	W	83	74	16-5	3/13	at Philadelphia	L	86	107	37-25
12/14	at Sacramento	W	93	89	17-5	3/15	(T) BOSTON	W	93	77	38-25
12/15	at Portland	W	99	90	18-5	3/17	at Toronto	W	117	105	39-25
12/17	(D) CLEVELAND	W	94	83	19-5	3/19	(T) MILWAUKEE	W	84	81	40-25
12/19	(D) LA LAKERS	L	96	98	19-6	3/20	at New York	L	108	109	40-26
12/20	at Miami	L	92	99	19-7	3/22	at Detroit	L	98	105	40-27
12/22	(D) UTAH	L	99	101	19-8	3/24	(D) ORLANDO	W	85	73	41-27
12/26	(#) at Milwaukee	L	94	99	19-9	3/27	(D) CHICAGO	L	74	89	41-28
12/27	at Chicago	L	90	97	19-10	3/29	(D) DETROIT	W	118	95	42-28
						3/31	at New Jersey	L	90	105	42-29
1/2	at LA Lakers	L	106	116	19-11	4/1	(D) TORONTO	W	105	91	43-29
1/3	at Utah	L	82	97	19-12	4/3	(D) HOUSTON	W	107	87	44-29
1/7	at Golden State	W	106	86	20-12	4/5	(D) MINNESOTA	L	96	97	44-30
1/9	(T) WASHINGTON	W	82	77	21-12	4/7	(D) NEW YORK	W	92	79	45-30
1/11	(#) at Washington	W	107	102	22-12	4/9	(D)(#) INDIANA	L	102	105	45-31
1/13	at New York	W	91	89	23-12	4/10	at Charlotte	W	99	87	46-31
1/14	(T) DALLAS	W	108	82	24-12	4/12	at Washington	W	91	81	47-31
1/16	(T) GOLDEN STATE	W	102	89	25-12	4/14	(D) PHILADELPHIA	W	95	94	48-31
1/17	at New Jersey	L	81	97	25-13	4/15	at Indiana	L	70	82	48-32
1/20	(D) MILWAUKEE	W	103	93	26-13	4/17	(D) CHARLOTTE	W	121	104	49-32
1/21	at San Antonio	L	76	90	26-14	4/19	(D) MIAMI	W	101	89	50-32
1/23	(D) BOSTON	L	85	89	26-15						

(D) at Georgia Dome
(T) at Georgia Tech

(#, overtime; #2, double OT;
#3, three OT; #4, four OT)

ATLANTA

Most points: 121 vs. Charlotte (4/17)
Least points: 70 at Indiana (4/15)

OPPONENT

Most points: 116 (LA Lakers, 1/2)
Least points: 71 (Detroit, 11/4)

HISTORY

YEARLY RESULTS: 1998 - 99



31-19 OVERALL (16-9 at home, 15-10 on the road)

SEASON STATS

	G	Min	FGM	FGA	Pct.	FTM	FTA	Pct.	Reb	Asst	PF	Stl	Blk	Pts	Avg
Smith	36	1314	217	540	.402	191	225	.849	151	118	100	36	11	672	18.7
Blaylock	48	1763	247	651	.379	69	91	.758	224	278	61	99	9	640	13.3
Henderson	38	1142	187	423	.442	100	149	.671	250	28	96	33	19	474	12.5
Mutombo	50	1829	173	338	.512	195	285	.684	610	57	145	16	147	541	10.8
Ellis	20	539	80	190	.421	43	61	.705	109	18	48	8	7	204	10.2
Long	50	1380	151	359	.421	184	235	.783	296	53	143	57	16	489	9.8
Corbin	47	1066	131	335	.391	52	80	.650	145	43	74	31	7	352	7.5
Crawford	42	784	110	255	.431	57	70	.814	90	24	106	10	13	288	6.9
Johnson	49	885	91	225	.404	57	82	.695	75	107	67	35	7	244	5.0
Gray	30	337	53	182	.291	28	37	.757	28	12	30	12	1	146	4.9
McLeod	34	348	62	163	.380	37	45	.822	50	14	24	2	1	162	4.8
Sheppard	18	185	15	39	.385	8	13	.615	22	16	12	3	0	40	2.2
Williams	2	4	0	1	.000	3	4	.750	0	1	0	0	0	3	1.5
West	49	499	22	59	.373	16	45	.356	125	13	81	4	22	60	1.2

3-pt. field goals: Atlanta 197-644 (.306) - Smith 47-139 (.338), Blaylock 77-251 (.307), Henderson 0-1 (.000), Ellis 1-5 (.200), Long 3-18 (.167), Corbin 38-119 (.319), Crawford 11-33 (.333), Johnson 5-19 (.263), Gray 12-42 (.286), McLeod 1-10 (.100), Sheppard 2-7 (.286). Opponents 190-634 (.300).

RESULTS

Date	Opponent	W/L	Atl.	Opp.	Record	Date	Opponent	W/L	Atl.	Opp.	Record
2/5	(D) CLEVELAND	W	100	83	1-0	4/1	at New Jersey	L	85	90	19-13
2/6	(D) NEW JERSEY	W	111	106	2-0	4/2	(T) VANCOUVER	W	84	81	20-13
2/7	at New Jersey	L	69	79	2-1	4/4	(T) CHARLOTTE	W	85	83	21-13
2/9	at Chicago	W	87	71	3-1	4/5	at Charlotte	W	77	71	22-13
2/11	(T) CHARLOTTE	W	100	88	4-1	4/7	at Detroit	L	82	89	22-14
2/14	at Philadelphia	L	70	78	4-2	4/9	(D) NEW YORK	L	78	86	22-15
2/16	at Chicago	W	83	67	5-2	4/10	at Cleveland	L	67	81	22-16
2/19	(T)(#) ORLANDO	L	94	99	5-3	4/13	at Milwaukee	L	84	91	22-17
2/20	at Philadelphia	W	76	69	6-3	4/14	at Boston	W	77	70	23-17
2/22	(T) CHICAGO	L	68	77	6-4	4/16	(D) ORLANDO	W	91	79	24-17
2/23	at Dallas	L	85	89	6-5	4/20	at Toronto	W	103	81	25-17
2/25	at Houston	W	93	87	7-5	4/22	(T) BOSTON	W	106	94	26-17
2/27	at LA Clippers	W	103	74	8-5	4/23	at Washington	W	89	78	27-17
3/1	at Orlando	L	67	70	8-6	4/25	(T) MILWAUKEE	W	85	70	28-17
3/2	(T) WASHINGTON	L	77	97	8-7	4/28	(D) NEW YORK	W	76	73	29-17
3/4	(T) TORONTO	L	77	86	8-8	4/30	(D)(#) INDIANA	L	90	92	29-18
3/8	at Orlando	W	114	110	9-8	5/2	at Cleveland	W	76	65	30-18
3/10	at Miami	L	77	88	9-9	5/4	at Miami	L	79	93	30-19
3/11	(T) BOSTON	W	99	85	10-9	5/5	(D) WASHINGTON	W	100	92	31-19
3/13	(T) TORONTO	W	86	75	11-9						
3/14	at Detroit	W	85	72	12-9						
3/16	at Indiana	W	85	79	13-9						
3/17	(D) MIAMI	L	85	86	13-10						
3/19	(D) PHOENIX	W	93	85	14-10						
3/20	(D) MILWAUKEE	L	77	83	14-11						
3/22	at New York	W	80	71	15-11						
3/24	(D) INDIANA	W	103	102	16-11						
3/26	(D) CHICAGO	W	93	81	17-11						
3/27	(D)(#) PHILADELPHIA	W	103	99	18-11						
3/29	at Indiana	W	83	82	19-11						
3/30	(D) DETROIT	L	77	93	19-12						

(D) at Georgia Dome
(T) at Georgia Tech

(#, overtime; #2, double OT;
#3, three OT; #4, four OT)

ATLANTA

Most points: 114 at Orlando (3/8)
Least points: 67 (two times)

OPPONENT

Most points: 110 (Orlando, 3/8)
Least points: 65 (Cleveland, 5/2)

YEARLY RESULTS: 1999 - 2000



28-54 OVERALL (21-20 at home, 7-34 on the road)

SEASON STATS

	G	Min	FGM	FGA	Pct.	FTM	FTA	Pct.	Reb	Asst	PF	Stl	Bk	Pts	Av
Rider	60	2084	449	1072	.419	204	260	.785	258	219	132	41	6	1158	19.3
Jackson	79	2767	507	1235	.411	186	212	.877	394	230	167	57	10	1317	16.7
Henderson	82	2775	429	930	.461	224	334	.671	571	77	233	81	54	1083	13.2
Mutombo	82	2984	322	573	.562	298	421	.708	1157	105	248	27	269	942	11.5
Ellis	58	1309	209	464	.450	66	95	.695	290	59	133	32	25	487	8.4
Terry	81	1888	249	600	.415	113	140	.807	166	346	133	90	10	657	8.1
Coles	80	1924	276	607	.455	85	104	.817	172	290	178	58	11	645	8.1
McLeod	44	860	131	332	.395	54	70	.771	138	52	84	16	5	318	7.2
Glover	30	446	66	171	.386	51	70	.729	38	27	28	15	4	195	6.5
Wright	75	1205	180	361	.499	87	135	.644	305	21	203	29	40	448	6.0
Crawford	55	668	91	229	.397	63	81	.778	99	33	83	17	16	252	4.6
Bowlder	46	423	49	115	.426	24	38	.632	85	14	46	14	9	122	2.7
Barry (TOT)	16	159	15	33	.455	4	5	.800	12	33	23	2	0	41	2.6
Barry (ATL)	8	74	6	15	.400	3	3	1.000	4	16	9	0	0	19	2.4
Johnson	38	423	36	103	.350	19	24	.792	39	59	41	23	2	92	2.4

3-pt. field goals: Atlanta 258-814 (.317) - Rider 56-180 (.311), Jackson 117-303 (.386), Henderson 1-10 (.100), Ellis 3-21 (.143), Terry 46-157 (.293), Coles 8-39 (.205), McLeod 2-13 (.154), Glover 12-45 (.267), Wright 1-3 (.333), Crawford 7-27 (.259), Bowlder 0-1 (.000), Barry 7-18 (.389), Johnson 1-6 (.167), Opponents 373-1015 (.367).

RESULTS

Date	Opponent	W/L	Atl.	Opp.	Record	Date	Opponent	W/L	Atl.	Opp.	Record
11/2	at Washington	L	87	94	0-1	2/2	at New Jersey	W	97	89	17-26
11/4	MILWAUKEE	L	109	119	0-2	2/4	PORTLAND	L	90	97	17-27
11/6	CHICAGO	W	113	97	1-2	2/5	at Cleveland	W	102	94	18-27
11/8	at Denver	L	100	115	1-3	2/8	at Toronto	L	88	109	18-28
11/10	(#) at Vancouver	L	97	102	1-4	2/9	HOUSTON	W	116	100	19-28
11/13	at Portland	L	95	131	1-5	2/15	NEW JERSEY	W	103	86	20-28
11/14	at LA Lakers	L	88	95	1-6	2/18	at Phoenix	L	73	85	20-29
11/16	CHARLOTTE	W	103	98	2-6	2/21	at Utah	L	94	96	20-30
11/19	at Indiana	W	105	99	3-6	2/23	at Sacramento	W	100	94	21-30
11/20	ORLANDO	L	103	107	3-7	2/25	at Seattle	W	95	87	22-30
11/23	MIAMI	W	113	106	4-7	2/26	at LA Clippers	L	77	78	22-31
11/24	at Miami	L	91	93	4-8	2/28	at Golden State	L	75	80	22-32
11/26	at Detroit	L	91	93	4-9						
11/27	BOSTON	W	94	84	5-9	3/1	WASHINGTON	L	83	102	22-33
11/28	at Toronto	W	107	89	6-9	3/3	NEW YORK	W	83	70	23-33
						3/4	SEATTLE	L	81	93	23-34
12/2	SACRAMENTO	W	110	100	7-9	3/6	at Milwaukee	L	78	111	23-35
12/4	DETROIT	W	112	110	8-9	3/7	at Chicago	L	82	89	23-36
12/8	LA CLIPPERS	W	99	81	9-9	3/9	SAN ANTONIO	L	79	105	23-37
12/10	GOLDEN STATE	L	99	107	9-10	3/11	VANCOUVER	W	91	86	24-37
12/11	at Cleveland	L	116	127	9-11	3/14	at San Antonio	L	79	94	24-38
12/14	MINNESOTA	W	105	94	10-11	3/15	INDIANA	L	107	113	24-39
12/16	LA LAKERS	L	88	95	10-12	3/17	BOSTON	L	90	114	24-40
12/18	UTAH	L	96	106	10-13	3/19	DALLAS	L	85	89	24-41
12/19	at New Jersey	L	88	96	10-14	3/21	MIAMI	W	82	77	25-41
12/22	at Boston	L	81	98	10-15	3/22	at Orlando	L	90	103	25-42
12/23	CLEVELAND	W	108	90	11-15	3/24	at New York	L	83	95	25-43
12/27	at Charlotte	L	104	108	11-16	3/25	CHARLOTTE	L	70	86	25-44
12/29	INDIANA	L	89	116	11-17	3/28	DENVER	W	116	111	26-44
12/30	(#) at Detroit	L	105	106	11-18	3/30	PHOENIX	L	74	118	26-45
1/4	at Milwaukee	L	113	116	11-19	4/1	at Houston	L	93	115	26-46
1/5	DETROIT	L	108	120	11-20	4/4	(#) at Minnesota	L	76	86	26-47
1/7	TORONTO	W	105	97	12-20	4/5	at Philadelphia	L	86	107	26-48
1/8	at Dallas	L	85	95	12-21	4/7	TORONTO	L	84	104	26-49
1/14	at Chicago	W	89	83	13-21	4/8	at Washington	L	98	108	26-50
1/15	PHILADELPHIA	L	98	101	13-22	4/10	at Boston	L	94	99	26-51
1/17	MILWAUKEE	L	101	107	13-23	4/12	at Charlotte	L	87	119	26-52
1/19	at Philadelphia	L	89	107	13-24	4/14	PHILADELPHIA	L	92	104	26-53
1/21	at Miami	L	79	101	13-25	4/16	CLEVELAND	W	104	101	27-53
1/22	WASHINGTON	W	111	93	14-25	4/18	(#2) NEW JERSEY	W	111	109	28-53
1/25	CHICAGO	W	96	89	15-25	4/19	at Indiana	L	92	111	28-54
1/28	(#) NEW YORK	W	98	96	16-25						
1/29	at Orlando	L	87	103	16-26						

ATLANTA

Most points: 116 (three times)
Least points: 70 vs. Charlotte (3/25)

OPPONENT

Most points: 127 (Cleveland, 12/11)
Least points: 70 (New York, 3/3)

YEARLY RESULTS: 2000 - 01

25-57 OVERALL (18-23 at home, 7-34 on the road)



SEASON STATS

	G	Min	FGM	FGA	Pct.	FTM	FTA	Pct.	Reb	Asst	PF	Stl	Bklt	Pts	Avg
Terry	82	3089	596	1367	.436	303	358	.846	269	403	204	104	12	1619	19.7
Jackson	17	550	77	217	.355	73	85	.859	79	50	42	19	4	243	14.3
Ratliff (TOT)	50	1800	226	457	.499	165	217	.760	413	58	165	30	187	821	12.4
Wright	71	1988	363	811	.448	155	216	.718	535	87	232	42	63	881	12.4
Kukoc (TOT)	65	1597	275	582	.473	101	160	.631	259	199	98	48	11	721	11.1
Kukoc (ATL)	17	618	124	252	.492	49	72	.681	97	106	36	13	5	335	19.7
Henderson	73	1810	298	671	.444	173	271	.638	180	50	164	51	29	769	10.5
McLeod	34	907	144	330	.436	45	51	.862	118	58	88	23	8	335	9.9
Mutombo	49	1716	169	354	.477	107	154	.695	693	54	139	20	137	445	9.1
Mohammed (TOT)	58	912	176	369	.477	89	126	.706	307	19	113	29	35	441	7.6
Moham. (ATL)	28	716	135	281	.480	75	98	.765	252	17	73	23	28	345	12.3
Crawford	47	901	122	270	.452	68	83	.819	110	37	117	21	16	318	6.8
Maloney	55	1403	146	348	.420	26	34	.765	117	154	94	56	5	369	6.7
Knight (TOT)	53	1457	139	371	.375	54	66	.818	168	311	155	101	4	333	6.3
Knight (ATL)	47	1364	137	358	.385	49	60	.817	161	286	138	95	3	324	6.9
Glover	57	929	141	336	.420	47	69	.681	131	69	92	49	10	338	5.9
Robinson (TOT)	34	632	67	184	.364	21	24	.875	87	36	46	28	2	199	5.9
Robinson (ATL)	33	631	67	184	.364	21	24	.875	87	36	46	28	2	199	6.0
D. Johnson	78	1313	146	390	.374	64	87	.736	178	64	134	43	30	397	5.1
Mortola	73	989	123	277	.444	73	90	.811	174	25	163	11	9	319	4.4
Bowdler	44	375	53	114	.465	33	40	.825	77	4	45	10	21	140	3.2
Smith	6	78	8	23	.348	1	2	.500	3	10	12	7	0	17	2.8
A. Johnson	25	279	26	71	.366	12	17	.706	23	34	14	17	5	64	2.6
Miller	2	6	1	2	.500	0	0	---	2	0	0	0	0	2	1.0
Bowman	3	19	0	2	.000	0	0	---	2	7	0	0	0	0	0.0
Colson	3	14	0	5	.000	0	0	---	3	3	0	0	0	0	0.0
Panko	1	1	0	0	---	0	0	---	0	0	0	0	0	0	0.0
Sanchez	5	34	0	7	.000	0	0	---	1	5	3	2	0	0	0.0

3-pt. field goals: Atlanta 333-933 (.357) - Terry 124-314 (.395), Jackson 16-38 (.421), Wright 0-2 (.000), Kukoc 38-79 (.481), Henderson 0-1 (.000), McLeod 2-21 (.095), Mohammed 0-1 (.000), Crawford 6-22 (.273), Maloney 51-142 (.359), Knight 1-10 (.100), Glover 9-46 (.196), Robinson 44-116 (.379), D. Johnson 41-127 (.323), Mortola 0-3 (.000), Bowdler 1-5 (.200), Smith 0-2 (.000), A. Johnson 0-3 (.000), Colson 0-1 (.000), Opponents 396-1080 (.367).

RESULTS

Date	Opponent	W/L	Atl.	Opp.	Record	Date	Opponent	W/L	Atl.	Opp.	Record
10/31	CHARLOTTE	L	82	106	0-1	1/27	at Cleveland	L	101	90	15-27
11/2	at New York	L	69	94	0-2	1/29	PHOENIX	W	82	95	15-28
11/4	ORLANDO	L	104	107	0-3	1/31	TORONTO	W	102	97	16-28
11/6	at Vancouver	L	87	97	0-4	2/2	MIAMI	L	80	91	16-29
11/7	at Portland	L	98	97	0-5	2/3	at Orlando	L	84	96	16-30
11/9	at Phoenix	L	79	88	0-6	2/5	DALLAS	L	81	91	16-31
11/10	at LA Clippers	L	106	115	0-7	2/6	at New Jersey	L	84	90	16-32
11/14	PORTLAND	W	99	97	1-7	2/8	at Charlotte	L	84	101	16-33
11/15	at Milwaukee	L	74	84	1-8	2/13	at Chicago	L	92	96	16-34
11/17	at Boston	L	99	106	1-9	2/14	MILWAUKEE	L	98	102	16-35
11/18	MINNESOTA	L	84	94	1-10	2/17	at Seattle	W	101	94	17-35
11/22	NEW YORK	W	78	74	2-10	2/18	at Golden State	W	98	91	18-35
11/24	PHILADELPHIA	L	67	76	2-11	2/20	at Sacramento	L	80	94	18-36
11/25	at Orlando	L	92	114	2-12	2/23	at LA Lakers	L	106	113	18-37
11/28	at Washington	W	102	75	3-12	2/24	at Denver	L	82	95	18-38
11/30	CHICAGO	L	82	91	3-13	2/26	at Utah	L	82	99	18-39
12/2	MILWAUKEE	W	101	94	4-13	2/28	TORONTO	L	88	95	18-40
12/5	MIAMI	L	92	100	4-14	3/2	CHARLOTTE	L	99	105	18-41
12/8	at Miami	L	76	80	4-15	3/3	at San Antonio	L	95	124	18-42
12/9	at Cleveland	L	90	97	4-16	3/5	UTAH	L	102	109	18-43
12/12	SACRAMENTO	W	107	99	5-16	3/7	HOUSTON	L	98	104	18-44
12/13	at Detroit	L	69	92	5-17	3/9	at Philadelphia	L	103	108	18-45
12/15	at Chicago	W	85	74	6-17	3/10	CHICAGO	W	93	90	19-45
12/16	NEW JERSEY	L	83	89	6-18	3/13	VANCOUVER	W	109	99	20-45
12/19	NEW YORK	W	87	77	7-18	3/16	at Indiana	L	97	103	20-46
12/22	at Toronto	W	78	72	8-18	3/17	DETROIT	L	90	106	20-47
12/23	INDIANA	W	91	87	9-18	3/19	LA LAKERS	W	108	106	21-47
12/26	at New Jersey	W	81	76	10-18	3/22	SAN ANTONIO	L	101	115	21-48
12/28	at Minnesota	L	81	88	10-19	3/23	at Toronto	L	86	112	21-49
12/29	CLEVELAND	L	85	97	10-20	3/25	at Milwaukee	L	98	105	21-50
1/2	BOSTON	W	92	81	11-20	3/27	(#) BOSTON	L	112	115	21-51
1/3	at Philadelphia	L	80	98	11-21	3/29	INDIANA	W	104	93	22-51
1/6	ORLANDO	W	83	82	12-21	3/31	DENVER	W	99	88	23-51
1/9	SEATTLE	L	86	95	12-22	4/5	at Dallas	L	94	108	23-52
1/11	GOLDEN STATE	W	107	96	13-22	4/7	at Houston	L	97	110	23-53
1/13	LA CLIPPERS	W	108	88	14-22	4/9	at Detroit	L	99	81	23-54
1/15	NEW JERSEY	L	78	84	14-23	4/11	CLEVELAND	W	107	102	24-54
1/18	at Indiana	L	76	84	14-24	4/13	at New York	L	65	101	24-55
1/21	at Washington	L	90	94	14-25	4/14	(#) DETROIT	L	124	129	24-56
1/23	at Boston	L	82	83	14-26	4/16	at Charlotte	L	83	106	24-57
1/26	WASHINGTON	L	99	106	14-27	4/17	WASHINGTON	W	122	119	25-57

(#, overtime; #2, double OT; #3, three OT; #4, four OT)

ATLANTA	OPPONENT
Most points: 124 vs. Detroit (4/14)	Most points: 129 (Detroit, 4/14)
Least points: 65 at New York (4/13)	Least points: 72 (Toronto, 12/22)

HISTORY

YEARLY RESULTS: 2001 - 02



33-49 OVERALL (23-18 at home, 10-31 on the road)

SEASON STATS

	G	Min	FGM	FGA	Pct.	FTM	FTA	Pct.	Reb	Asst	PF	Stl	Blk	Pts	Avg
Abdur-Rahim	77	2980	598	1297	.461	419	523	.801	696	239	214	98	81	1636	21.2
Terry	78	2967	524	1219	.430	284	340	.835	270	444	156	144	13	1504	19.3
Kukoc	59	1494	211	504	.419	109	153	.712	218	210	91	48	17	584	9.9
Mohammed	82	2168	329	713	.461	137	222	.617	651	33	252	63	61	795	9.7
Glover	55	1156	192	456	.421	78	103	.757	169	84	89	45	14	492	8.9
Ratliff	3	82	10	20	.500	6	11	.545	16	1	8	1	8	26	8.7
Johnson	72	1727	214	540	.396	85	105	.810	247	81	163	62	56	602	8.4
Newble	42	1273	131	263	.498	75	88	.852	222	45	117	38	20	338	8.0
Crawford	7	131	21	45	.467	11	15	.733	25	5	21	2	5	53	7.6
Davis	28	774	70	198	.354	16	18	.889	74	68	68	27	5	185	6.6
Vaughn	82	1856	206	438	.470	104	126	.825	168	349	183	65	2	540	6.6
Henderson	26	422	59	116	.509	24	45	.533	97	11	40	11	15	143	5.5
Mottola	82	1371	169	384	.440	57	76	.750	268	50	174	20	19	396	4.8
Strickland	46	654	91	204	.446	25	44	.568	131	20	48	19	17	208	4.5
Bowlder	52	585	61	174	.351	39	47	.830	110	11	64	18	15	162	3.1
Smith	14	100	10	26	.385	11	17	.647	31	3	12	5	1	31	2.2

3-pt. field goals: Atlanta 423-1194 (.354) - Abdur-Rahim 21-70 (.300), Terry 172-444 (.387), Kukoc 53-171 (.310), Mohammed 0-1 (.000), Glover 30-91 (.330), Johnson 89-247 (.360), Newble 1-7 (.143), Crawford 0-1 (.000), Davis 29-85 (.341), Vaughn 24-54 (.444), Henderson 1-1 (.000), Mottola 1-13 (.077), Strickland 1-4 (.250), Bowlder 1-5 (.200). Opponents 472-1329 (.355).

RESULTS

Date	Opponent	W/L	Atl.	Opp.	Record	Date	Opponent	W/L	Atl.	Opp.	Record
10/30	(#) at Houston	L	84	89	0-1	1/25	DETROIT	L	90	107	14-28
11/1	WASHINGTON	L	88	98	0-2	1/26	at Minnesota	L	80	103	14-29
11/3	MIAMI	W	90	83	1-2	1/29	LA LAKERS	L	93	127	14-30
11/5	at LA Clippers	L	86	109	1-3	1/30	at Detroit	L	71	88	14-31
11/7	at Utah	L	89	96	1-4	2/1	at Washington	L	90	97	14-32
11/8	at Phoenix	L	80	108	1-5	2/2	LA CLIPPERS	W	101	94	15-32
11/10	at San Antonio	L	88	110	1-6	2/5	at Miami	W	76	73	16-32
11/14	UTAH	W	111	79	2-6	2/7	at New York	L	89	92	16-33
11/16	at Philadelphia	L	78	98	2-7	2/12	NEW JERSEY	W	105	103	17-33
11/17	BOSTON	W	112	103	3-7	2/15	at LA Lakers	W	93	90	18-33
11/20	at Indiana	L	102	106	3-8	2/17	at Golden State	W	100	94	19-33
11/21	at Boston	W	92	85	4-8	2/19	at Sacramento	L	79	99	19-34
11/23	DETROIT	W	106	99	5-8	2/21	at Portland	L	79	94	19-35
11/24	at Milwaukee	L	88	95	5-9	2/22	at Seattle	L	96	99	19-36
11/26	at New York	L	83	88	5-10	2/24	at Denver	W	89	84	20-36
11/28	NEW YORK	L	100	105	5-11	2/27	SEATTLE	L	81	98	20-37
11/29	at Cleveland	W	105	96	6-11	3/2	CLEVELAND	W	84	81	21-37
12/1	TORONTO	L	103	104	6-12	3/4	MEMPHIS	W	95	76	22-37
12/5	SAN ANTONIO	L	112	120	6-13	3/5	at Cleveland	L	96	103	22-38
12/7	at Orlando	L	94	129	6-14	3/9	PHILADELPHIA	L	91	112	22-39
12/8	ORLANDO	W	107	104	7-14	3/11	GOLDEN STATE	W	121	96	23-39
12/11	PHILADELPHIA	W	89	87	8-14	3/13	DENVER	W	105	102	24-39
12/15	at Chicago	W	80	79	9-14	3/15	PHOENIX	W	104	89	25-39
12/18	INDIANA	L	100	103	9-15	3/17	at Indiana	L	68	85	25-40
12/19	at Washington	L	76	103	9-16	3/19	at Chicago	W	102	96	26-40
12/21	at Philadelphia	L	83	94	9-17	3/21	NEW YORK	W	118	89	27-40
12/22	CHARLOTTE	W	101	88	10-17	3/23	CHICAGO	W	112	96	28-40
12/26	at Milwaukee	L	97	107	10-18	3/24	at New Jersey	L	102	116	28-41
12/27	MIAMI	W	100	96	11-18	3/26	NEW JERSEY	W	103	77	29-41
12/29	at Dallas	L	97	113	11-19	3/28	TORONTO	L	83	85	29-42
1/4	at Memphis	W	113	109	12-19	3/29	at Miami	L	80	92	29-43
1/5	MINNESOTA	L	96	112	12-20	3/31	SACRAMENTO	L	91	92	29-44
1/8	PORTLAND	W	101	92	13-20	4/2	MILWAUKEE	W	100	92	30-44
1/9	at Charlotte	L	87	111	13-21	4/4	INDIANA	W	95	94	31-44
1/11	(#) at Toronto	L	91	94	13-22	4/6	CHARLOTTE	L	86	93	31-45
1/12	BOSTON	L	91	115	13-23	4/8	at Detroit	L	99	105	31-46
1/15	DALLAS	L	107	116	13-24	4/10	at Charlotte	W	101	95	32-46
1/17	CHICAGO	L	91	94	13-25	4/12	at Toronto	L	73	112	32-47
1/19	MILWAUKEE	L	107	116	13-26	4/13	(#2) CLEVELAND	W	128	123	33-47
1/21	HOUSTON	W	95	91	14-26	4/16	ORLANDO	L	95	102	33-48
1/22	at Orlando	L	86	100	14-27	4/17	at Boston	L	81	89	33-49

ATLANTA

Most points: 128 vs. Cleveland (4/13)
Least points: 68 at Indiana (3/17)

OPPONENT

Most points: 129 (Orlando, 12/7)
Least points: 73 (Miami, 2/5)

HISTORY



YEARLY RESULTS: 2002 - 03

35-47 OVERALL (26-15 at home, 9-32 on the road)

SEASON STATS

	G	Min	FGM	FGA	Pct.	FTM	FTA	Pct.	Reb	Asst	PF	Stl	Bk	Pts	Avg
Robinson	69	2591	539	1183	.432	432	268	.876	457	205	183	91	26	1436	20.8
Abdur-Rahim	81	3087	566	1183	.478	455	541	.841	677	242	240	76	38	1608	19.9
Terry	81	3081	488	1141	.428	259	292	.887	279	600	175	126	14	1395	17.2
Glover	76	1890	277	648	.427	127	162	.784	282	141	146	71	15	737	9.7
Ratliff	81	2518	276	595	.464	154	214	.720	607	73	271	56	262	706	8.7
Newble	73	1931	231	467	.495	70	90	.778	271	99	174	50	26	564	7.7
Wilks	15	364	29	81	.358	21	29	.724	41	42	38	16	1	85	5.7
Henderson	82	1494	153	327	.468	88	138	.638	398	41	168	33	32	334	4.8
Crawford	5	38	8	13	.615	7	8	.875	7	1	7	2	3	24	4.8
Mohammed	35	445	67	159	.421	26	41	.634	129	6	79	16	21	160	4.6
Benjamin	9	152	13	43	.302	12	16	.750	31	10	20	1	2	40	4.4
Davis	24	340	32	88	.364	17	22	.773	43	36	28	12	2	88	3.7
Dickau	50	515	70	170	.412	21	26	.808	43	85	66	14	2	183	3.7
Ham	75	926	71	159	.447	38	79	.481	153	38	127	16	19	180	2.4
Jackson (TOT)	53	559	40	110	.364	40	55	.727	57	74	51	19	6	121	2.3
Jackson (ATL)	29	273	19	42	.452	17	28	.607	32	35	27	10	3	55	1.9
Moore (TOT)	8	43	5	13	.385	8	10	.800	8	3	7	0	4	18	2.3
Moore (ATL)	5	31	5	12	.417	8	10	.800	7	3	1	0	2	18	3.6
Maloney	14	103	8	25	.320	3	5	.600	7	17	9	4	0	24	1.7
Harvey	4	32	2	5	.400	0	0	---	6	0	7	1	4	4	1.0
McCaskill	11	70	4	17	.235	3	4	.750	22	5	13	3	1	11	1.0
Williams	6	19	1	7	.143	0	0	---	2	0	4	2	0	2	0.3
Shirley	2	5	0	4	.000	0	0	---	1	0	0	0	0	0	0.0

3-pt. field goals: Atlanta 402-1141 (.352) - Robinson 90-263 (.342), Abdur-Rahim 21-60 (.350), Terry 160-431 (.371), Glover 56-158 (.354), Newble 32-84 (.381), Wilks 6-17 (.353), Henderson 0-2 (.000), Crawford 1-3 (.333), Benjamin 2-13 (.154), Davis 7-29 (.241), Dickau 22-61 (.361), Ham 0-3 (.000), Jackson 0-1 (.000), Maloney 5-15 (.333), Williams 0-1 (.000), Opponents 446-1243 (.359).

RESULTS

Date	Opponent	W/L	Att.	Opp.	Record	Date	Opponent	W/L	Att.	Opp.	Record
10/30	at New Jersey	L	94	105	0-1	1/22	PORTLAND	L	110	112	14-28
10/31	UTAH	W	105	96	1-1	1/24	SACRAMENTO	W	115	104	15-28
11/2	CHICAGO	W	98	92	2-1	1/25	at Cleveland	W	102	101	16-28
11/5	at Denver	W	103	87	3-1	1/28	at New York	L	96	103	16-29
11/6	at Phoenix	L	88	93	3-2	1/29	at Philadelphia	W	97	83	17-29
11/8	at Utah	L	97	110	3-3	1/31	CLEVELAND	W	96	91	18-29
11/10	at Sacramento	L	97	105	3-4	2/2	ORLANDO	W	97	89	19-29
11/12	at L.A. Lakers	W	95	83	4-4	2/3	at Miami	L	79	99	19-30
11/16	NEW ORLEANS	W	89	82	5-4	2/11	GOLDEN STATE	L	113	116	19-31
11/18	TORONTO	W	117	92	6-4	2/12	at Toronto	L	96	97	19-32
11/20	MINNESOTA	L	93	103	6-5	2/14	(#) at Indiana	L	97	98	19-33
11/22	(#2) at Boston	L	98	105	6-6	2/16	INDIANA	W	99	86	20-33
11/23	BOSTON	L	99	109	6-7	2/18	at Dallas	L	79	105	20-34
11/26	(#) SEATTLE	W	119	116	7-7	2/22	at L.A. Clippers	W	89	87	21-34
11/27	at New Orleans	L	94	106	7-8	2/23	at Golden State	L	93	115	21-35
11/29	(#) MIAMI	W	100	94	8-8	2/25	at Portland	L	86	89	21-36
11/30	at Orlando	L	92	117	8-9	2/26	at Seattle	L	76	93	21-37
12/3	at New Jersey	L	72	87	8-10	2/28	at Chicago	W	110	88	22-37
12/5	MILWAUKEE	W	98	80	9-10	3/2	at Milwaukee	L	93	120	22-38
12/7	DETROIT	W	94	92	10-10	3/4	DENVER	W	92	86	23-38
12/11	at Detroit	L	80	91	10-11	3/5	at Cleveland	W	111	105	24-38
12/12	at Minnesota	L	95	113	10-12	3/8	TORONTO	L	98	107	24-39
12/14	PHOENIX	L	88	102	10-13	3/10	L.A. CLIPPERS	W	95	86	25-39
12/17	WASHINGTON	L	99	109	10-14	3/12	MILWAUKEE	W	111	92	26-39
12/20	at Houston	L	82	101	10-15	3/14	NEW YORK	W	107	104	27-39
12/21	PHILADELPHIA	W	79	77	11-15	3/16	at Memphis	L	92	124	27-40
12/23	at Indiana	L	97	112	11-16	3/18	at Chicago	L	78	103	27-41
12/27	SAN ANTONIO	W	81	79	12-16	3/19	at Toronto	L	86	87	27-42
12/28	at Washington	L	76	84	12-17	3/21	at Philadelphia	W	114	105	28-42
12/30	at Miami	L	84	93	12-18	3/22	INDIANA	W	92	89	29-42
1/1	MIAMI	L	73	107	12-19	3/25	L.A. LAKERS	L	91	108	29-43
1/4	DETROIT	L	86	90	12-20	3/26	(#) at Detroit	L	99	102	29-44
1/6	NEW JERSEY	L	94	101	12-21	3/29	PHILADELPHIA	L	89	110	29-45
1/8	DALLAS	L	99	117	12-22	4/3	WASHINGTON	W	91	89	30-45
1/10	HOUSTON	W	84	75	13-22	4/5	MEMPHIS	W	97	91	31-45
1/11	NEW ORLEANS	W	87	80	14-22	4/8	at New York	L	95	99	31-46
1/14	at Milwaukee	L	88	97	14-23	4/9	NEW JERSEY	W	97	92	32-46
1/15	at Boston	L	66	86	14-24	4/11	CLEVELAND	W	109	89	33-46
1/17	at San Antonio	L	93	106	14-25	4/12	at Washington	W	101	100	34-46
1/18	NEW YORK	L	92	95	14-26	4/14	ORLANDO	W	100	86	35-46
1/20	CHICAGO	L	102	115	14-27	4/16	at New Orleans	L	77	92	35-47

(#, overtime; #2, double OT; #3, three OT; #4, four OT)

ATLANTA

Most points: 119 vs. Seattle (11/26)
Least points: 66 at Boston (1/15)

OPPONENT

Most points: 124 (Memphis, 3/16)
Least points: 75 (Houston, 1/10)

YEARLY RESULTS: 2003 - 04



28-54 OVERALL (18-23 at home, 10-31 on the road)

SEASON STATS

	G	Min	FGM	FGA	Pct.	FTM	FTA	Pct.	Reb	Asst	PF	Stl	Blk	Pts	Avg
Abdur-Rahim	53	1956	383	790	48.5	294	334	88.0	495	127	147	44	19	1065	20.1
Wallace	1	42	8	24	33.3	3	3	100.0	6	2	0	1	5	20	20.0
Jackson	80	2940	536	1261	42.5	233	297	78.5	370	244	216	142	20	1450	18.1
Terry	81	3018	499	1196	41.7	215	260	82.7	336	437	192	124	16	1359	16.8
Collier	20	545	79	165	47.9	67	85	78.8	111	17	71	11	11	226	11.3
Crawford	56	1207	211	471	44.8	103	119	86.6	175	45	131	37	20	569	10.2
Glover	55	1465	205	524	39.1	110	142	77.5	237	115	106	40	17	556	10.1
Ratliff	53	1648	171	373	45.8	96	147	65.3	381	51	189	30	166	438	8.3
Sura (TOT)	80	1663	202	465	41.6	171	226	75.7	326	233	158	62	14	586	7.5
Sura (ATL)	27	856	131	312	42.0	123	157	78.3	223	144	72	23	5	397	14.7
Mohammed	53	938	138	280	49.3	69	110	62.7	267	20	113	22	27	345	6.5
Person (TOT)	58	1037	126	314	40.1	31	39	79.5	117	66	38	19	9	338	5.8
Person (ATL)	9	132	13	39	33.3	6	6	100.0	25	5	5	3	1	40	4.4
Nelson	27	300	63	138	45.7	16	19	84.2	63	17	48	10	7	142	5.3
Drew	76	1919	140	313	44.7	56	93	60.2	342	182	191	59	37	342	4.5
Henderson	6	68	10	21	47.6	4	6	66.7	21	2	1	1	2	24	4.0
Vaughn	71	1271	107	277	38.6	53	68	77.9	116	195	126	44	2	270	3.8
Rebraca (TOT)	24	273	34	77	44.2	23	30	76.7	58	6	52	5	11	91	3.8
Rebraca (ATL)	3	51	12	23	52.2	1	2	50.0	9	2	7	0	2	25	8.3
N'diaye (TOT)	28	366	27	69	39.1	44	59	74.6	112	0	59	8	25	98	3.5
N'diaye (ATL)	25	359	27	68	39.7	44	59	74.6	111	0	58	8	24	96	3.9
Hansen	41	507	46	130	35.4	22	27	81.5	70	19	67	10	9	123	3.0
Przybilla (TOT)	17	347	18	50	36.0	13	31	41.9	111	7	53	5	17	49	2.9
Przybilla (ATL)	12	314	18	50	36.0	12	29	41.4	101	4	48	5	17	48	4.0
Dickau	23	143	21	49	42.9	4	6	66.7	16	18	22	9	0	49	2.1
Fuller	4	43	3	8	37.5	2	6	33.3	11	2	5	0	1	8	2.0
Davis	4	23	2	5	40.0	1	1	100.0	5	0	3	0	0	5	1.3
Bradley (TOT)	16	98	7	15	46.7	1	2	50.0	23	1	14	3	0	15	0.9
Bradley (ATL)	11	60	6	12	50.0	0	0	---	12	0	8	2	0	12	1.1

3-pt. field goals: Atlanta 419-1249 (.335) - Abdur-Rahim 5-23 (21.7), Wallace 1-6 (16.7), Jackson 145-427 (.340), Terry 146-421 (.347), Collier 1-4 (.250), Crawford 44-113 (.389), Glover 36-105 (.343), Sura 12-43 (.279), Person 8-19 (.421), Vaughn 3-20 (1.50), Hansen 9-30 (.300), Dickau 3-10 (.300), Davis 0-2 (.000), Opponents 482-1345 (.358).

RESULTS

Date	Opponent	W/L	Atl.	Opp.	Record	Date	Opponent	W/L	Atl.	Opp.	Record
10/29	(#) at New Orleans	L	83	88	0-1	1/19	INDIANA	L	97	100	12-30
10/31	at Chicago	L	94	100	0-2	1/21	CHICAGO	W	97	87	13-30
						1/23	NEW YORK	L	94	96	13-31
11/1	(#) INDIANA	L	99	103	0-3	1/25	at Detroit	W	91	82	14-31
11/3	NEW ORLEANS	W	90	80	1-3	1/27	PHOENIX	L	85	89	14-32
11/5	at Golden State	L	72	99	1-4	1/29	PORTLAND	L	85	93	14-33
11/8	at Portland	L	83	90	1-5	1/31	MILWAUKEE	W	93	83	15-33
11/9	at Seattle	W	91	81	2-5						
11/11	at L.A. Clippers	L	103	115	2-6	2/2	L.A. CLIPPERS	L	95	101	15-34
11/12	at Phoenix	W	99	94	3-6	2/4	MINNESOTA	W	97	89	16-34
11/15	NEW JERSEY	L	85	100	3-7	2/6	at Boston	W	100	96	17-34
11/17	WASHINGTON	L	97	106	3-8	2/7	HOUSTON	L	77	86	17-35
11/18	at Milwaukee	W	101	93	4-8	2/9	DALLAS	W	102	96	18-35
11/21	at San Antonio	L	75	114	4-9	2/18	at New Jersey	L	92	98	18-36
11/22	CLEVELAND	W	92	83	5-9	2/20	at Miami	L	92	125	18-37
11/24	DETROIT	L	89	94	5-10	2/22	(#3) at Houston	L	121	123	18-38
11/26	(#) TORONTO	L	97	99	5-11	2/24	PHILADELPHIA	W	86	75	19-38
11/28	MIAMI	W	95	83	6-11	2/27	at Detroit	L	83	105	19-39
11/29	at Philadelphia	L	86	98	6-12	2/28	vs. ORLANDO	L	99	104	19-40
12/2	MILWAUKEE	L	94	106	6-13	3/2	L.A. LAKERS	W	94	93	20-40
12/5	at Toronto	L	87	92	6-14	3/3	at Cleveland	L	80	112	20-41
12/6	at Cleveland	L	85	95	6-15	3/5	at Orlando	L	96	101	20-42
12/9	DENVER	W	112	98	7-15	3/8	CLEVELAND	L	102	108	20-43
12/10	at Memphis	L	90	103	7-16	3/10	at Milwaukee	W	80	94	20-44
12/12	at Indiana	L	92	103	7-17	3/12	WASHINGTON	W	138	124	21-44
12/13	ORLANDO	L	102	105	7-18	3/14	at Toronto	L	84	101	21-45
12/16	at Miami	L	79	97	7-19	3/16	SEATTLE	L	110	118	21-46
12/17	GOLDEN STATE	L	85	98	7-20	3/17	at Dallas	W	111	110	22-46
12/19	SACRAMENTO	L	86	98	7-21	3/19	at Washington	L	84	94	22-47
12/20	at New York	L	92	103	7-22	3/20	UTAH	L	81	87	22-48
12/23	BOSTON	W	93	88	8-22	3/22	at New York	L	84	96	22-49
12/26	at New Orleans	L	79	109	8-23	3/25	NEW ORLEANS	W	84	76	23-49
12/27	DETROIT	L	84	87	8-24	3/27	CHICAGO	W	97	88	24-49
12/30	at Washington	W	83	73	9-24	3/29	(#2) MEMPHIS	L	133	136	24-50
						3/31	MIAMI	L	97	100	24-51
1/2	at Minnesota	L	75	93	9-25	4/2	at Orlando	W	95	87	25-51
1/3	at Denver	W	84	76	10-25	4/4	at New Jersey	L	89	106	25-52
1/6	at Sacramento	L	89	105	10-26	4/6	(#) PHILADELPHIA	L	100	103	25-53
1/9	at L.A. Lakers	L	67	113	10-27	4/9	at Chicago	W	116	101	26-53
1/10	at Utah	L	71	92	10-28	4/10	BOSTON	W	110	99	27-53
1/13	SAN ANTONIO	W	86	77	11-28	4/12	NEW JERSEY	W	129	107	28-53
1/14	at Indiana	L	78	85	11-29	4/14	at Boston	L	132	137	28-54
1/17	TORONTO	W	75	70	12-29						

ATLANTA

Most points: 138 vs. Washington (3/12)
Least points: 67 at L.A. Lakers (1/9)

OPPONENT

Most points: 137 (Boston, 4/14)
Least points: 70 (Toronto, 1/17)



YEARLY RESULTS: 2004 - 05

13-69 OVERALL (9-32 at home, 4-37 on the road)

SEASON STATS

	G	Min	FGM	FGA	Pct.	FTM	FTA	Pct.	Reb	Asst	PF	Stl	Blk	Pts	Avg
Walker	53	2128	420	1013	.415	157	294	.534	497	194	147	64	32	1082	20.4
Harrington	66	2550	453	986	.459	236	351	.672	461	208	249	85	16	1158	17.5
Deik	56	1340	246	591	.416	103	136	.757	130	104	123	47	3	667	11.9
Lue (TOT)	70	2007	295	654	.451	142	165	.861	149	322	168	33	0	787	11.2
Lue (ATL)	49	1528	247	532	.464	128	147	.871	109	284	120	25	0	682	13.5
Childress	80	2376	302	642	.470	190	231	.823	482	151	184	74	35	807	10.1
J. Smith	74	2050	274	602	.455	163	237	.688	457	127	157	59	144	715	9.7
Drobnjak	71	1435	238	543	.438	96	120	.800	238	49	138	42	24	597	8.4
Collier	70	942	174	376	.463	48	71	.676	184	18	147	15	13	402	5.7
Ekezie	42	732	79	182	.434	72	93	.774	179	11	129	22	12	230	5.5
Barry	16	275	31	77	.403	10	13	.769	21	28	14	2	8	83	5.2
Gugliotta (TOT)	47	966	99	241	.411	33	43	.767	191	68	104	41	17	239	5.1
Gugliotta (ATL)	27	748	88	204	.431	29	37	.784	148	56	81	32	13	213	7.9
Anderson	39	717	81	190	.426	27	37	.730	83	98	81	33	0	195	5.0
Diaw	66	1201	124	294	.422	57	77	.740	170	149	0	37	18	314	4.8
Ivey	62	809	85	198	.429	47	67	.701	84	103	140	39	7	220	3.5
D. Smith	38	433	44	113	.389	33	48	.688	52	39	50	23	5	127	3.3
Willis	29	344	35	90	.389	17	23	.739	76	9	53	8	7	87	3.0
Thomas (TOT)	11	117	12	20	.600	2	6	.333	37	4	13	4	4	26	2.4
Thomas (ATL)	2	5	1	2	.500	0	0	---	2	0	1	0	0	2	1.0
Stewart (TOT)	12	145	11	21	.524	3	7	.429	40	5	32	6	5	25	2.1
Stewart (ATL)	12	145	11	21	.524	3	7	.429	40	5	32	6	5	25	2.1
Miller	2	9	2	3	.667	0	0	---	1	1	2	1	0	4	2.0
McCoy	10	88	7	13	.538	1	5	.200	21	0	24	3	8	15	1.5

3-pt. field goals: Atlanta 304-973 (.312) - Walker 85-268 (.317), Delk 72-202 (.356), Lue 40-110 (.364), Drobnjak 25-71 (.352), Harrington 16-74 (.216), Childress 13-56 (.232), Barry 11-32 (.344), Diaw 9-50 (.180), Gugliotta 8-26 (.308), Anderson 6-13 (.462), Collier 6-14 (.429), D. Smith 6-22 (.273), J. Smith 4-23 (.174), Ivey 3-9 (.333), Willis 2-0 (.000), Ekezie 0-1 (.000), Opponents 467-1232 (.379).

RESULTS

Date	Opponent	W/L	Atl.	Opp.	Record	Date	Opponent	W/L	Atl.	Opp.	Record
11/3	at Phoenix	L	82	112	0-1	1/29	at Memphis	L	83	84	8-34
11/5	at Seattle	L	85	106	0-2	1/31	ORLANDO	W	80	79	9-34
11/7	at LA Lakers	L	90	106	0-3	2/2	at Detroit	L	84	99	9-35
11/9	CLEVELAND	L	79	93	0-4	2/4	at Philadelphia	L	85	103	9-36
11/12	at New Orleans	W	96	95	1-4	2/5	INDIANA	L	79	84	9-37
11/13	SAN ANTONIO	L	88	103	1-5	2/7	LA LAKERS	W	114	108	10-37
11/16	HOUSTON	W	88	84	2-5	2/10	at Orlando	L	96	101	10-38
11/17	at Indiana	L	86	93	2-6	2/12	at Milwaukee	L	83	113	10-39
11/20	UTAH	L	79	92	2-7	2/15	DENVER	L	96	100	10-40
11/23	at New York	L	88	104	2-8	2/16	at Cleveland	L	89	111	10-41
11/24	MIAMI	L	93	99	2-9	2/22	at Sacramento	L	104	114	10-42
11/26	ORLANDO	L	99	117	2-10	2/23	at Golden State	L	96	101	10-43
11/27	at Charlotte	L	92	107	2-11	2/25	at Portland	L	101	102	10-44
11/30 (#)	NEW YORK	L	109	110	2-12	2/27	at LA Clippers	L	104	111	10-45
12/3	WASHINGTON	L	90	114	2-13	3/1	at Denver	L	74	97	10-46
12/4	at New Jersey	L	88	109	2-14	3/2	at Utah	L	74	96	10-47
12/6	PHILADELPHIA	W	96	92	3-14	3/5	PHILADELPHIA	L	97	98	10-48
12/8	MEMPHIS	L	89	97	3-15	3/8	at Milwaukee	L	101	105	10-49
12/10	at Detroit	W	88	72	4-15	3/9	at Boston	L	91	95	10-50
12/11	NEW JERSEY	L	90	95	4-16	3/11	(#) at Toronto	W	116	112	11-50
12/14 (#)	INDIANA	L	97	108	4-17	3/12	GOLDEN STATE	L	92	105	11-51
12/15	at Houston	L	69	92	4-18	3/14	(#) DETROIT	L	108	114	11-52
12/17	PORTLAND	L	84	100	4-19	3/16	WASHINGTON	L	93	122	11-53
12/18	at Dallas	L	68	90	4-20	3/18	NEW YORK	L	92	106	11-54
12/22	DALLAS	W	113	100	5-20	3/21	at Chicago	L	91	105	11-55
12/27	at Miami	L	102	116	5-21	3/22	PHOENIX	L	94	105	11-56
12/28	CLEVELAND	L	102	111	5-22	3/25	at San Antonio	L	95	111	11-57
12/30	SEATTLE	L	79	94	5-23	3/26	TORONTO	L	104	109	11-58
1/2	at Washington	L	101	104	5-24	3/28	at Orlando	L	102	109	11-59
1/5	at Cleveland	L	85	101	5-25	3/30	at Washington	L	99	102	11-60
1/7	SACRAMENTO	L	97	100	5-26	4/1	BOSTON	L	100	116	11-61
1/11	MILWAUKEE	W	103	80	6-26	4/3	LA CLIPPERS	L	91	111	11-62
1/14	at Boston	L	94	106	6-27	4/5	NEW ORLEANS	L	86	96	11-63
1/15	CHARLOTTE	W	103	95	7-27	4/8	(#) at Toronto	L	101	109	11-64
1/17	NEW JERSEY	L	84	85	7-28	4/9	MINNESOTA	W	105	98	12-64
1/19	at Miami	L	92	111	7-29	4/11	(#) CHARLOTTE	L	105	110	12-65
1/21	at Chicago	L	85	95	7-30	4/13	at Charlotte	L	84	105	12-66
1/22	BOSTON	W	100	96	8-30	4/16	CHICAGO	L	105	114	12-67
1/24	CHICAGO	L	82	107	8-31	4/17	(#) at New York	W	139	135	13-67
1/26	at Minnesota	L	87	104	8-32	4/19	DETROIT	L	68	95	13-68
1/28	MIAMI	L	96	106	8-33	4/20	at Philadelphia	L	86	110	13-69

(#, overtime; #2, double OT; #3, three OT; #4, four OT)

ATLANTA

Most points: 139 at New York (4/17)
Least points: 68 (two times)

OPPONENT

Most points: 135 (New York, 4/17)
Least points: 72 (Detroit, 12/10)

YEARLY RESULTS: 2005 - 06



26-56 OVERALL (18-23 at home, 8-33 on the road)

SEASON STATS

	G	Min	FGM	FGA	Pct.	FTM	FTA	Pct.	Reb	Asst	PF	Stl	Blk	Pts	Avg
Johnson	82	3340	632	1395	.453	261	330	.791	335	536	187	103	31	1653	20.2
Harrington	76	2782	551	1220	.452	243	350	.694	523	238	301	85	14	1411	18.6
Pachulia	78	2452	307	681	.451	297	404	.735	613	129	286	89	39	911	11.7
J. Smith	80	2559	329	774	.425	210	292	.719	531	191	260	64	208	902	11.3
Lue	51	1234	192	414	.459	118	138	.855	82	157	113	26	3	560	11.0
Childress	74	2249	278	508	.552	154	201	.766	387	131	184	86	39	742	10.0
Stoudamire	61	1236	204	492	.415	99	110	.900	116	75	118	27	3	589	9.7
Williams	79	1952	235	531	.443	189	253	.747	383	63	227	48	24	672	8.5
Grundy	12	108	19	38	.500	9	14	.643	17	9	14	7	0	52	4.3
Ivey	73	978	116	264	.439	24	33	.727	96	74	147	24	7	260	3.6
Delk	1	7	0	1	.000	2	2	1.000	2	0	0	0	0	2	2.0
Batista	57	495	34	80	.425	33	53	.623	144	7	111	15	11	101	1.8
Edwards	40	296	31	64	.484	8	11	.727	48	5	76	3	15	70	1.8
D. Smith	23	127	15	27	.556	6	12	.500	14	9	20	8	0	38	1.7
Thomas	11	66	3	7	.429	3	4	.750	10	1	10	2	0	9	0.8

3-pt. field goals: Atlanta 424-1154 (.367) - Johnson 128-360 (.356), Stoudamire 82-216 (.380), Harrington 66-191 (.346), Lue 58-127 (.457), J. Smith 34-110 (.309), Childress 32-65 (.492), Williams 13-53 (.245), Grundy 5-15 (.333), Ivey 4-10 (.400), D. Smith 2-4 (.500), Pachulia 0-2 (.000), Batista 0-1 (.000), Opponents 444-1205 (.368).

RESULTS

Date	Opponent	W/L	Atl.	Opp.	Record	Date	Opponent	W/L	Atl.	Opp.	Record
11/2	at Golden State	L	97	122	0-1	1/28	at Chicago	L	99	111	11-31
11/4	at LA Clippers	L	77	92	0-2	1/30	NEW YORK	W	120	101	12-31
11/5	at Portland	L	93	94	0-3	2/1	at Charlotte	W	102	92	13-31
11/8	LA LAKERS	L	97	103	0-4	2/3	ORLANDO	W	96	94	14-31
11/10	LA CLIPPERS	L	95	102	0-5	2/4	at Washington	L	85	98	14-32
11/12	MEMPHIS	L	84	85	0-6	2/7	DETROIT	W	99	98	15-32
11/15	at San Antonio	L	79	103	0-7	2/10	at Seattle	L	91	99	15-33
11/17	at Dallas	L	78	87	0-8	2/12	at Sacramento	L	84	109	15-34
11/18	at NOK	L	92	95	0-9	2/15	at LA Lakers	W	114	110	16-34
11/23	BOSTON	W	120	117	1-9	2/21	at Detroit	L	87	97	16-35
11/25	at Indiana	W	87	85	2-9	2/22	SEATTLE	L	109	114	16-36
11/27	PORTLAND	L	75	77	2-10	2/24	(#) at Indiana	W	117	112	17-36
11/29	at Houston	L	85	100	2-11	2/25	MILWAUKEE	L	89	99	17-37
11/30	MIAMI	L	74	96	2-12	2/27	(#) NEW JERSEY	W	104	102	18-37
12/2	TORONTO	L	101	102	2-13	3/1	(#) at Toronto	W	113	111	19-37
12/4	at Phoenix	L	94	112	2-14	3/3	SACRAMENTO	L	93	102	19-38
12/6	at Denver	L	116	125	2-15	3/4	at Miami	L	93	95	19-39
12/7	at Utah	L	83	95	2-16	3/7	GOLDEN STATE	W	113	106	20-39
12/10	SAN ANTONIO	W	94	84	3-16	3/11	CHICAGO	L	90	95	20-40
12/13	at Cleveland	W	100	94	4-16	3/13	at Milwaukee	L	87	88	20-41
12/14	at Philadelphia	L	101	106	4-17	3/15	(#2) at New York	L	117	121	20-42
12/16	NEW YORK	W	122	111	5-17	3/17	UTAH	L	101	111	20-43
12/18	(#) DENVER	W	110	107	6-17	3/19	(#) ORLANDO	W	108	107	21-43
12/20	at Miami	L	92	111	6-18	3/20	at Detroit	L	84	91	21-44
12/23	PHILADELPHIA	W	113	108	7-18	3/22	at Philadelphia	L	106	115	21-45
12/27	CHARLOTTE	L	90	93	7-19	3/25	DALLAS	L	83	98	21-46
12/28	at Toronto	L	102	108	7-20	3/26	at Orlando	L	101	108	21-47
12/30	at New Jersey	L	91	99	7-21	3/28	at Charlotte	L	117	125	21-48
1/3	TORONTO	L	97	108	7-22	3/29	INDIANA	W	94	93	22-48
1/6	at Boston	W	103	98	8-22	3/31	NEW JERSEY	L	88	91	22-49
1/7	NOK	W	101	93	9-22	4/2	at Memphis	L	87	98	22-50
1/10	BOSTON	L	94	98	9-23	4/4	at New Jersey	L	94	96	22-51
1/11	at Washington	L	72	103	9-24	4/5	MINNESOTA	W	101	99	23-51
1/13	at New York	L	94	105	9-25	4/7	WASHINGTON	W	114	101	24-51
1/14	(#) WASHINGTON	L	106	114	9-26	4/9	at Minnesota	L	83	84	24-52
1/16	HOUSTON	W	94	83	10-26	4/10	at Orlando	L	88	105	24-53
1/18	DETROIT	L	89	117	10-27	4/12	CHICAGO	L	90	96	24-54
1/20	MILWAUKEE	L	102	118	10-28	4/14	CHARLOTTE	L	110	116	24-55
1/23	INDIANA	W	104	94	11-28	4/15	at Milwaukee	W	120	114	25-55
1/25	CLEVELAND	L	97	106	11-29	4/18	MIAMI	W	103	100	26-55
1/27	PHOENIX	L	106	119	11-30	4/19	at Cleveland	L	99	100	26-56

ATLANTA

Most points: 122 vs. New York (12/16)
Least points: 72 at Washington (11/11)

OPPONENT

Most points: 125 (two times)
Least points: 77 (Portland, 11/27)

HISTORY

YEARLY RESULTS: 2006 - 07

30-52 OVERALL (18-23 at home, 12-29 on the road)



SEASON STATS

	G	Min	FGM	FGA	Pct.	FTM	FTA	Pct.	Reb	Asst	PF	Stl	Blk	Pts	Avg
J. Johnson	57	2359	536	1139	.471	471	235	.748	239	249	115	60	11	1426	25.0
Smith	72	2647	436	993	.439	268	387	.693	621	236	241	101	207	1178	16.4
M. Williams	64	2179	306	706	.433	216	265	.815	337	121	191	52	30	839	13.1
Childress	55	2024	261	518	.504	167	210	.795	340	127	118	58	36	715	13.0
Pachulia	72	2026	291	614	.474	293	373	.786	500	106	267	77	36	875	12.2
Lue	56	1488	218	524	.416	144	163	.883	104	201	101	24	0	636	11.4
Stoudamire	61	1034	177	425	.416	61	68	.897	74	61	88	21	2	471	7.7
S. Williams	81	1514	166	365	.455	110	144	.764	435	44	199	52	39	444	5.5
A. Johnson (TOT)	67	1300	142	343	.414	46	61	.754	101	201	119	33	3	355	5.3
A. Johnson (ATL)	27	739	82	197	.416	25	32	.781	53	123	51	17	2	203	7.5
Claxton	42	1054	91	278	.327	33	60	.550	81	185	131	72	4	221	5.3
Jones	58	666	65	128	.508	59	75	.787	136	11	124	11	42	189	3.3
Medvedenko	14	81	12	29	.414	17	20	.850	14	2	16	0	2	42	3.0
Ivey	53	539	64	143	.448	24	35	.686	51	45	62	24	4	157	3.0
Thompson	6	50	6	15	.400	5	6	.833	8	2	2	0	0	17	2.8
Wright	67	1035	82	183	.448	9	32	.281	216	40	204	28	28	173	2.6
Freije	19	147	16	54	.296	5	6	.833	24	7	13	3	1	40	2.1
Richardson	5	19	3	6	.500	0	0	---	2	0	2	1	0	8	1.6
Batista	13	81	8	16	.500	4	7	.573	30	4	13	3	0	20	1.5
Bozeman	23	199	11	39	.282	2	6	.333	23	9	32	5	2	26	1.1

3-pt. field goals: Atlanta 341-1038 (.329) - J. Johnson 119-312 (.381), Stoudamire 56-155 (.361), Lue 56-161 (.348), Smith 38-152 (.250), Childress 26-77 (.338), A. Johnson 14-44 (.318), M. Williams 11-45 (.244), Claxton 6-28 (.214), Ivey 5-16 (.313), Freije 3-22 (.136), Richardson 2-3 (.667), S. Williams 2-4 (.500), Bozeman 2-13 (.154), Medvedenko 1-2 (.500), Opponents 465-1236 (.376).

RESULTS

Date	Opponent	W/L	Atl.	Opp.	Record	Date	Opponent	W/L	Atl.	Opp.	Record
11/1	at Philadelphia	L	75	88	0-1	2/2	TORONTO	L	91	103	17-28
11/3	NEW YORK	W	102	92	1-1	2/4	(#) at New Jersey	W	101	99	18-28
11/5	ORLANDO	W	95	82	2-1	2/5	LA LAKERS	L	83	90	18-29
11/7	(#) at Cleveland	W	104	95	3-1	2/7	NEW JERSEY	L	85	87	18-30
11/10	at Toronto	W	111	102	4-1	2/9	at Phoenix	W	120	111	19-30
11/11	(#) SEATTLE	L	112	113	4-2	2/11	at Golden State	W	106	105	20-30
11/14	MILWAUKEE	L	101	103	4-3	2/12	at Utah	L	76	102	20-31
11/18	(#) MIAMI	L	88	93	4-4	2/14	at LA Clippers	W	96	93	21-31
11/22	at Detroit	L	98	103	4-5	2/20	at Chicago	L	81	106	21-32
11/24	TORONTO	W	97	93	5-5	2/21	SAN ANTONIO	L	96	103	21-33
11/25	at Orlando	L	79	98	5-6	2/23	HOUSTON	W	105	99	22-33
11/28	at Washington	L	95	96	5-7	2/25	PHOENIX	L	106	115	22-34
11/29	CHARLOTTE	W	99	90	6-7	2/26	at Dallas	L	87	110	22-35
						2/28	at NOK	L	100	107	22-36
12/1	CLEVELAND	L	95	106	6-8						
12/3	at Portland	W	107	96	7-8	3/2	at Washington	L	92	93	22-37
12/5	at Seattle	L	87	102	7-9	3/3	(#) NEW YORK	L	100	104	22-38
12/6	at Denver	W	98	96	8-9	3/5	at Miami	L	81	88	22-39
12/8	at LA Lakers	L	95	106	8-10	3/7	WASHINGTON	W	100	97	23-39
12/10	at Sacramento	L	92	117	8-11	3/9	MEMPHIS	W	106	105	24-39
12/12	DENVER	L	87	100	8-12	3/10	MINNESOTA	W	99	93	25-39
12/13	at New York	L	82	94	8-13	3/13	PHILADELPHIA	W	104	92	26-39
12/15	at Memphis	W	97	88	9-13	3/14	at Boston	L	88	109	26-40
12/16	(#) CHICAGO	L	104	106	9-14	3/17	at Indiana	L	90	113	26-41
12/20	UTAH	L	106	112	9-15	3/19	SACRAMENTO	W	99	76	27-41
12/22	INDIANA	L	90	100	9-16	3/21	MIAMI	L	83	91	27-42
12/23	at Detroit	L	81	108	9-17	3/21	(#) PORTLAND	L	100	102	27-43
12/27	CLEVELAND	L	76	89	9-18	3/25	DALLAS	L	97	104	27-44
12/29	at Houston	L	88	94	9-19	3/26	at Miami	L	89	106	27-45
12/31	at San Antonio	L	81	95	9-20	3/28	at Charlotte	L	87	101	27-46
1/5	at Toronto	L	92	105	9-21	4/1	CHICAGO	L	97	105	27-47
1/6	LA CLIPPERS	W	86	74	10-21	4/4	at New Jersey	L	86	101	27-48
1/9	at Indiana	L	72	91	10-22	4/6	MILWAUKEE	W	115	102	28-48
1/10	NOK	L	77	96	10-23	4/8	(#) at Philadelphia	L	104	109	28-49
1/12	DETROIT	W	99	93	11-23	4/10	BOSTON	W	104	96	29-49
1/15	BOSTON	W	100	96	12-23	4/13	WASHINGTON	L	85	98	29-50
1/17	at Minnesota	W	105	88	13-23	4/14	at Cleveland	L	76	110	29-51
1/19	CHARLOTTE	L	75	96	13-24	4/16	at Milwaukee	L	96	102	29-52
1/20	at Charlotte	L	85	104	13-25	4/17	INDIANA	W	118	102	30-52
1/23	at Chicago	L	86	94	13-26						
1/24	at Boston	W	82	76	14-26						
1/26	at Orlando	W	93	90	15-26						
1/27	PHILADELPHIA	L	89	104	15-27						
1/29	ORLANDO	W	93	83	16-27						
1/31	GOLDEN STATE	W	115	94	17-27						

(#, overtime; #2, double OT; #3, three OT; #4, four OT)

ATLANTA

Most points: 120 at Phoenix (2/9)
Least points: 68 at Houston (12/29)

OPPONENT

Most points: 117 (Sacramento, 12/10)
Least points: 74 (LA Clippers, 1/6)

OFFENSIVE TEAM STATS: 1968 - 2007 (three-point shot totals on p. 157)

Season	GP	FGM-FGA	Pct.	FT	FTM-FTA	Pct.	Off	Def	Total	Reb	Assst	PF	DQ	Stls	Blks	Pts	Avg	High Game
				Reb			Reb	Reb	Reb	Avg								
1968-69	82	3605-7844	.460	1913-2785	.687	—	4539	56.1	2069	2082	28	—	—	—	—	9123	111.3	142
1969-70	82	3817-7909	.483	2012-2669	.754	—	4210	51.3	2142	2016	29	—	—	—	—	9646	117.6	155
1970-71	82	3614-7779	.465	2120-2975	.713	—	4472	54.5	1906	1958	23	—	—	—	—	9348	114.0	139
1971-72	82	3482-7570	.460	2108-2725	.741	—	4080	49.8	1897	1967	14	—	—	—	—	8982	109.5	140
1972-73	82	3700-8033	.461	1819-2482	.733	—	4174	50.9	2074	1916	30	—	—	—	—	9219	112.4	138
1973-74	82	3602-7744	.465	1703-2264	.752	1240	2712	3952	2073	2073	33	758	332	332	8907	108.6	145	
1974-75	82	3424-7824	.438	1772-2435	.728	1441	2653	4094	1878	1964	33	744	227	8620	105.1	135		
1975-76	82	3301-7338	.450	1809-2467	.733	1225	2540	3765	1666	1983	39	790	277	8411	102.6	126		
1976-77	82	3279-7176	.457	1836-2451	.749	1244	2512	3756	1882	2302	71	733	330	8394	102.4	125		
1977-78	82	3335-7253	.460	1836-2316	.793	1160	2359	3519	1901	2470	80	916	408	8506	103.7	134		
1978-79	82	3505-7410	.473	1940-2534	.766	1381	2341	3722	1938	2424	72	801	596	8950	109.1	130		
1979-80	82	3261-7027	.464	2038-2645	.771	1389	2406	3475	1913	2293	46	782	539	8573	104.5	143		
1980-81	82	3291-6916	.476	2012-2590	.777	1201	2224	3410	2846	2276	54	749	469	8603	104.9	132		
1981-82	82	3210-6776	.474	1833-2387	.768	1135	2368	3503	1815	2268	29	608	485	8281	101.1	127		
1982-83	82	3352-7146	.469	1586-2111	.751	1139	2433	3572	1945	2022	22	573	665	8335	101.6	138		
1983-84	82	3230-6809	.474	1838-2414	.761	1112	2232	3344	1827	2091	35	626	558	8321	101.5	132		
1984-85	82	3444-7119	.484	1782-2371	.752	1161	2345	3506	2009	2047	28	674	541	8743	106.6	129		
1985-86	82	3447-7029	.490	1979-2704	.732	1249	2405	3654	2025	2170	34	736	434	8906	108.6	131		
1986-87	82	3435-7141	.481	2019-2661	.759	1350	2478	3828	2077	2152	19	700	511	9024	110.0	136		
1987-88	82	3443-7102	.485	1873-2441	.767	1228	2379	3607	2062	2050	21	635	537	8844	107.9	143		
1988-89	82	3412-7230	.472	2168-2709	.800	1372	2316	3688	1990	1880	14	817	474	9102	111.0	137		
1989-90	82	3412-7019	.487	1943-2544	.764	1273	2187	3460	1820	1871	19	717	353	8901	108.5	148		
1990-91	82	3349-7183	.466	2034-2544	.799	1235	2420	3655	1864	1768	14	729	374	9003	109.8	139		
1991-92	82	3492-7476	.467	1517-2074	.731	1288	2498	3786	2123	1771	8	793	320	8711	106.2	129		
1992-93	82	3392-7272	.466	1648-2221	.742	1290	2344	3634	2084	1807	12	806	278	8814	107.5	149		
1993-94	82	3247-7039	.461	1556-2070	.752	1250	2423	3673	2056	1625	5	915	449	8318	101.4	141		
1994-95	82	2986-6680	.447	1410-1948	.724	1104	2272	3376	1757	1604	13	738	412	7921	96.6	128		
1995-96	82	2985-6665	.448	1523-2012	.757	1182	2148	3330	1609	1714	18	771	319	8059	98.3	125		
1996-97	82	2812-6307	.446	1491-1955	.763	1021	2350	3371	1557	1591	17	701	427	7774	94.8	136		
1997-98	82	2887-6352	.455	1749-2314	.756	1105	2418	3523	1569	1671	13	653	491	7860	95.9	121		
1998-99	50	1539-3760	.409	1040-1422	.731	676	1499	2175	782	987	7	346	260	4315	86.3	114		
1999-00	82	3000-6807	.441	1477-1987	.743	1146	2570	3716	1548	1718	16	500	461	7735	94.3	116		
2000-01	82	2876-6668	.431	1374-1811	.759	1028	2490	3518	1559	1863	18	634	387	7459	91.0	124		
2001-02	82	2901-6610	.439	1486-1942	.765	955	2445	3400	1656	1702	15	667	350	7711	94.0	128		
2002-03	82	2859-6434	.444	1594-2011	.793	937	2558	3495	1679	1783	9	611	473	7714	94.1	119		
2003-04	82	2829-6529	.433	1534-1976	.776	996	2507	3503	1648	1826	20	627	408	7611	92.8	138		
2004-05	82	2942-6672	.441	1417-1984	.711	1100	2335	3435	1614	2009	15	629	344	7605	92.7	139		
2005-06	82	2946-6496	.454	1656-2207	.750	1069	2232	3301	1625	2054	25	587	394	7972	97.2	122		
2006-07	82	2831-6372	.444	1677-2203	.761	976	2312	3288	1573	1970	22	609	446	7680	93.7	120		

DEFENSIVE TEAM STATS: 1968 - 2007 (three-point shot totals on p. 157)

Season	GP	FGM-FGA	FG Pct.	FTM-FTA	FT Pct.	Off Reb	Def Reb	Total Reb	Reb Avg	Asst	PF	DQ	Stls	Blks	Pts	Avg	High Game
1968-69	82														109.4		
1969-70	82	3801-8525	.446	1893-2515	.753	—	4279	52.2	1996	2074	30	30	—	—	9495	117.2	156
1970-71	82	3601-7744	.445	1925-2530	.613	—	4004	48.8	1890	1996	25	25	—	—	9127	115.8	146
1971-72	82	3758-8152	.461	1696-2193	.773	—	4147	50.6	2020	2104	35	35	—	—	9212	111.3	141
1972-73	82	3573-7628	.468	1878-2386	.787	1142	2754	3896	47.5	2028	2128	40	823	388	9024	110.0	132
1973-74	82	3563-7504	.475	1606-2098	.765	1169	2851	4020	49.0	2014	2265	33	746	422	8732	106.5	140
1974-75	82	3529-7357	.480	1592-2102	.757	1186	2728	3914	47.7	1778	2177	30	779	427	8650	105.5	133
1975-76	82	3409-7137	.478	1909-2527	.755	1121	2533	3654	44.6	2020	2174	44	803	442	8727	106.4	132
1976-77	82	3162-6671	.474	2193-2930	.748	1160	2606	3766	45.6	1774	2122	36	750	484	8517	103.9	132
1977-78	82	3367-6886	.489	2045-2727	.750	1176	2440	3616	44.1	1928	2135	45	646	559	8779	107.1	136
1978-79	82	3144-6872	.458	2000-2616	.765	1201	2339	3600	43.9	1758	2171	35	682	554	8334	101.6	126
1979-80	82	3401-6867	.498	2024-2651	.764	1267	2318	3525	43.0	1935	2209	30	748	555	8858	108.0	135
1980-81	82	3150-6709	.470	1891-2482	.762	1135	2388	3523	43.1	1945	2129	30	697	371	8712	106.2	141
1981-82	82	3383-7201	.470	1608-2235	.719	1303	2571	3874	47.2	1926	1979	21	578	434	8237	100.5	138
1982-83	82	3277-6845	.479	1834-2380	.771	1191	2410	3601	43.9	2026	2087	21	579	424	8427	102.8	135
1983-84	82	3504-7267	.482	1808-2384	.758	1322	2411	3743	45.6	2087	1972	22	674	373	8862	108.1	134
1984-85	82	3360-7074	.475	1905-2508	.760	1202	2329	3531	43.1	1945	2129	30	697	371	8712	106.2	141
1985-86	82	3158-6998	.451	1987-2598	.765	1196	2277	3473	42.4	1917	2034	21	619	385	8431	102.8	126
1986-87	82	3243-6885	.471	1987-2598	.777	1186	2353	3509	42.8	1976	2008	18	640	353	8549	104.3	126
1987-88	82	3363-7124	.472	1826-2339	.784	1261	2325	3586	43.7	2037	2109	23	687	348	8699	106.1	133
1988-89	82	3438-6935	.496	1760-2279	.772	1151	2236	3387	41.8	2144	1961	17	672	389	8817	107.5	131
1989-90	82	3568-7219	.494	1587-2069	.767	1080	2499	3579	43.6	2320	2034	29	688	361	8940	109.0	143
1990-91	82	3523-7342	.480	1537-2006	.766	1180	2545	3705	45.2	2168	1732	13	711	393	8834	107.7	138
1991-92	82	3509-7074	.496	1586-2092	.758	1080	2413	3493	42.6	2189	1881	16	735	363	8885	108.4	136
1992-93	82	3163-6954	.455	1285-1732	.742	1157	2358	3515	42.9	1897	1722	13	641	338	7886	96.2	120
1993-94	82	3001-6485	.463	1394-1919	.726	1051	2391	3442	42.0	1733	1815	12	608	320	7816	95.3	121
1994-95	82	3044-6419	.474	1392-1865	.746	1054	2292	3346	40.8	1841	1807	15	580	338	7959	97.1	127
1995-96	82	3044-6419	.474	1392-1865	.746	1054	2292	3346	40.8	1841	1807	15	580	338	7959	97.1	127
1996-97	82	3044-6419	.474	1392-1865	.746	1054	2292	3346	40.8	1841	1807	15	580	338	7959	97.1	127
1997-98	82	2961-6698	.442	1302-1772	.735	1081	2152	3233	39.4	1753	1892	26	617	372	7572	92.3	116
1998-99	50	1598-3873	.413	784-1076	.729	581	1369	1950	39.0	885	1202	10	379	243	4170	83.4	110
1999-00	82	3211-7060	.455	1381-1796	.769	1052	2474	3526	43.0	1886	1830	13	655	404	8176	99.7	131
2000-01	82	2922-6609	.442	1646-2153	.765	1029	2534	3563	43.3	1737	1696	11	698	513	7886	96.2	129
2001-02	82	3065-6675	.459	1456-1957	.744	1004	2523	3527	43.0	1856	1647	8	705	509	8058	98.3	129
2002-03	82	3015-6908	.436	1530-2013	.760	1073	2420	3493	42.6	1771	1668	9	738	409	8006	97.6	124
2003-04	82	2968-6740	.440	1574-2072	.760	1048	2485	3533	43.3	1803	1699	15	731	416	7992	97.5	137
2004-05	82	3044-6389	.476	1846-2396	.770	902	2483	3385	41.1	1803	1777	11	716	484	8401	102.5	135
2005-06	82	3075-6433	.478	1768-2372	.745	981	2335	3316	40.4	1689	1855	13	597	422	8362	102.0	125
2006-07	82	2953-6535	.466	1689-2315	.734	948	2370	3318	40.5	1732	1853	15	597	421	8070	98.4	117

ATTENDANCE TOTALS: 1977-2007

Season	GP	Home Total	Avg	GP	Road Total	Avg	GP	Overall Total	Avg
1977-78	41	304,050	7,416	41	387,942	9,462	82	691,992	8,439
1978-79	41	329,064	8,026	41	411,636	10,040	82	740,700	9,033
1979-80	41	449,843	10,972	41	424,419	10,352	82	874,262	10,662
1980-81	41	362,702	8,892	41	358,884	8,753	82	721,586	8,800
1981-82	41	309,899	7,534	41	394,570	9,624	82	703,469	8,579
1982-83	41	292,690	7,138	41	445,771	10,872	82	738,461	9,006
1983-84	41	292,059	7,139	41	424,276	10,348	82	716,335	8,736
1984-85	41	299,794	7,312	41	432,985	10,561	82	732,779	8,936
1985-86	41	377,678	9,212	41	495,679	12,090	82	873,357	10,650
1986-87	41	549,652	13,406	41	588,639	14,357	82	1,138,291	13,882
1987-88	41	583,073	14,221	41	637,607	15,551	82	1,220,680	14,886
1988-89	41	644,291	15,714	41	665,613	16,234	82	1,309,904	15,974
1989-90	41	573,731	13,993	41	644,023	15,708	82	1,217,754	14,851
1990-91	41	529,171	12,907	41	637,768	15,555	82	1,166,939	14,231
1991-92	41	511,903	12,485	41	638,892	15,583	82	1,195,795	14,583
1992-93	41	491,229	11,981	41	672,412	16,400	82	1,163,641	14,191
1993-94	41	546,749	13,335	41	689,558	16,818	82	1,236,307	15,077
1994-95	41	504,807	12,312	41	709,517	17,305	82	1,214,324	14,809
1995-96	41	496,679	12,114	41	714,066	17,416	82	1,210,745	14,765
1996-97	41	585,802	14,288	41	699,151	17,052	82	1,284,953	15,670
1997-98	41	715,452	17,450	41	698,945	17,047	82	1,414,397	17,249
1998-99	25	331,831	13,273	25	400,575	16,023	50	732,406	14,648
1999-00	41	601,238	14,664	41	667,967	16,292	82	1,269,205	15,478
2000-01	41	560,324	13,666	41	672,553	16,404	82	1,232,877	15,035
2001-02	41	506,110	12,344	41	668,938	16,316	82	1,175,048	14,330
2002-03	41	528,655	12,894	41	671,882	16,387	82	1,200,537	14,641
2003-04	41	565,728	13,798	41	667,598	16,283	82	1,233,326	15,041
2004-05	41	586,390	14,302	41	685,963	16,731	82	1,272,353	15,517
2005-06	41	617,942	15,072	41	699,761	17,067	82	1,317,703	16,070
2006-07	41	639,375	15,595	41	703,992	17,171	82	1,343,367	16,383

LARGEST HOME CROWDS

62,046—Chicago, March 27, 1998 (NBA Record)
 45,790—Chicago, November 7, 1997
 31,820—Boston, January 23, 1998

LARGEST ROAD CROWDS

47,692—at Detroit, March 30, 1988
 44,970—at Detroit, February 21, 1987
 35,884—at Detroit, February 12, 1988

MISCELLANEOUS RECORDS

Season	— Home —		— Road —		— Neutral —		— Overall —	
	W-L	Pct.	W-L	Pct.	W-L	Pct.	W-L	Pct.
1968-69	28-12	.700	18-21	.461	2-1	.667	48-34	.585
1969-70	25-13	.658	18-16	.529	5-5	.500	48-34	.585
1970-71	21-20	.512	14-26	.350	1-0	1.000	36-46	.439
1971-72	22-19	.537	13-26	.333	1-1	.500	36-46	.439
1972-73	28-13	.683	17-23	.425	1-0	1.000	46-36	.561
1973-74	23-18	.561	12-25	.324	0-4	.000	35-47	.427
1974-75	22-19	.537	09-31	.225	0-1	.000	31-51	.378
1975-76	20-21	.488	09-32	.220	0-0	.000	29-53	.354
1976-77	19-22	.463	12-29	.293	0-0	.000	31-51	.378
1977-78	27-9	.750	12-29	.293	2-3	.400	41-41	.500
1978-79	34-7	.829	12-29	.293	0-0	.000	46-36	.561
1979-80	32-9	.781	18-23	.439	0-0	.000	50-32	.610
1980-81	20-21	.488	11-30	.268	0-0	.000	31-51	.378
1981-82	24-17	.585	18-23	.439	0-0	.000	42-40	.512
1982-83	26-15	.634	17-24	.415	0-0	.000	43-39	.524
1983-84	31-10	.756	09-32	.220	0-0	.000	40-42	.488
1984-85	19-22	.463	15-26	.366	0-0	.000	34-48	.415
1985-86	34-7	.829	16-25	.390	0-0	.000	50-32	.610
1986-87	35-6	.854	22-19	.537	0-0	.000	57-25	.695
1987-88	30-11	.732	20-21	.488	0-0	.000	50-32	.610
1988-89	33-8	.806	19-22	.463	0-0	.000	52-30	.634
1989-90	25-16	.610	16-25	.390	0-0	.000	41-41	.500
1990-91	29-12	.707	14-27	.341	0-0	.000	43-39	.524
1991-92	23-18	.561	15-26	.366	0-0	.000	38-44	.463
1992-93	25-16	.610	18-23	.439	0-0	.000	43-39	.524
1993-94	36-5	.878	21-20	.512	0-0	.000	57-25	.695
1994-95	24-17	.585	18-23	.439	0-0	.000	42-40	.512
1995-96	26-15	.634	20-21	.488	0-0	.000	46-36	.561
1996-97	36-5	.878	20-21	.488	0-0	.000	56-26	.683
1997-98	29-12	.707	21-20	.512	0-0	.000	50-32	.610
1998-99	16-9	.640	15-10	.600	0-0	.000	31-19	.620
1999-00	21-20	.512	7-34	.171	0-0	.000	28-54	.341
2000-01	18-23	.439	7-34	.171	0-0	.000	25-57	.305
2001-02	23-18	.561	10-31	.244	0-0	.000	33-49	.402
2002-03	26-15	.634	9-32	.220	0-0	.000	35-47	.427
2003-04	18-23	.439	10-31	.244	0-0	.000	28-54	.341
2004-05	9-32	.220	4-37	.100	0-0	.000	13-69	.159
2005-06	18-23	.439	8-33	.195	0-0	.000	26-56	.317
2006-07	18-23	.439	12-29	.293	0-0	.000	30-52	.366

ATTENDANCE TOTALS: 1977 - 2007, CONT.

HOME ATTENDANCE TOTALS

Season	REGULAR SEASON				PLAYOFFS			
	G	Attendance	Avg	SO	G	Attendance	Avg	SO
1968-69	40 (a)	178,979	4,474					
1969-70	38 (a)	197,990	5,210					
1970-71	41 (a)	245,910	5,998					
1971-72	41 (a)	230,784	5,629					
1972-73	41	304,802	7,434	0	3	39,444	13,148	1
1973-74	41	312,128	7,613	0				
1974-75	41	205,341	5,008	0				
1975-76	41	227,815	5,556	0				
1976-77	41	214,775	5,238	2				
1977-78	41	304,050	7,416	3	1	15,601	15,601	1
	36(b)	279,709	7,770	2				
	04(c)	22,127	5,532	1				
	01(d)	2,219	2,219					
1978-79	41	329,064	8,026	2	4	63,192	15,798	4
1979-80	41	449,843	10,972	6	2	31,234	15,617	2
1980-81	41	362,702	8,846	0				
1981-82	41	308,899	7,534	1	1	8,703	8,703	0
1982-83	41	292,690	7,138	1	1	10,405	10,405	0
1983-84	41	292,059	7,139	1	2	11,830	5,915	0
1984-85	41	299,794	7,312	3				
	29(b)	252,814	8,718	2				
	12(e)	46,980	3,915	1				
1985-86	41	377,678	9,212	3	4	50,216	12,544	2
1986-87	41	549,652	13,406	10	5	80,449	16,090	4
1987-88	41	583,073	14,221	15	6	84,837	14,140	3
1988-89	41	644,291	15,714	24	3	46,503	15,501	0
1989-90	41	573,731	13,993	9				
1990-91	41	529,171	12,907	5	2	23,425	11,713	0
1991-92	41	511,903	12,485	7				
1992-93	41	491,229	11,981	6	1	15,141	15,141	0
1993-94	41	546,749	13,335	11	6	86,276	14,379	1
1994-95	41	504,807	12,312	4	1	12,106	12,106	0
1995-96	41	496,679	12,114	5	4	54,891	13,723	0
1996-97	41	585,802	14,288	17	5	81,307	16,261	4
1997-98	41	715,452	17,450	12	2	41,819	20,910	1
	28 (f)	601,579	21,485	10				
	13 (a)	113,873	8,759	2				
1998-99	25	331,831	13,273	3	5	86,792	17,358	2
	13 (f)	239,827	18,448	2	4	78,332	19,583	2
	12 (a)	92,004	7,667	0	1	8,460	8,460	0
1999-00	41 (g)	601,238	14,664	4				
2000-01	41 (g)	560,324	13,666	2				
2001-02	41 (g)	506,110	12,344	4				
2002-03	41 (g)	528,655	12,894	4				
2003-04	41 (g)	565,728	13,798	7				
2004-05	41 (g)	586,390	14,302	5				
2005-06	41 (g)	617,942	15,072	4				
2006-07	41 (g)	639,375	15,595	8				
TOTALS	1,579	16,308,761	10,329	208	63	789,280	16,108	27

- (a) — played in Atlanta, Alexander Memorial Coliseum 1,059,540
- (b) — played in Atlanta, The Omni 10,227,406
- (c) — played in Charlotte, NC 22,127
- (d) — played in Louisville, KY 2,219
- (e) — played in New Orleans, LA 46,980
- (f) — played in Atlanta, The Georgia Dome 841,406
- (g) — played in Atlanta, Philips Arena 4,605,762

MISCELLANEOUS RECORDS

RECORD BY MONTHS

Season	October	November	December	January	February	March	April
1968-69	3-4	9-8	10-3	11-7	9-7	6-5	—
1969-70	4-3	12-5	10-6	6-11	8-7	—	—
1970-71	1-5	5-11	7-11	6-10	8-7	9-2	—
1971-72	3-6	2-11	8-8	7-8	7-8	9-5	—
1972-73	4-6	6-7	12-4	7-9	8-4	9-6	—
1973-74	6-4	6-7	7-7	4-13	5-9	7-7	—
1974-75	3-4	6-8	6-9	6-11	3-9	7-8	0-2
1975-76	1-1	9-6	7-6	6-12	3-10	2-12	1-6
1976-77	2-4	5-9	5-12	6-7	7-5	5-10	1-4
1977-78	3-1	8-6	6-11	6-9	6-6	8-7	4-1
1978-79	4-4	8-5	7-9	9-7	6-4	8-7	—
1979-80	6-5	9-6	10-4	7-8	8-3	10-4	—
1980-81	5-5	3-11	10-5	1-13	5-7	7-10	—
1981-82	0-1	8-4	4-11	7-6	5-8	12-5	6-5
1982-83	0-2	7-5	7-8	7-8	7-6	10-7	5-4
1983-84	1-1	7-7	8-7	8-6	7-8	4-12	5-1
1984-85	1-2	6-8	6-9	6-7	5-8	5-11	5-3
1985-86	1-2	7-9	7-4	11-4	8-6	12-5	4-2
1986-87	0-0	12-3	8-4	8-8	7-6	13-2	7-1
1987-88	0-0	7-5	13-2	9-7	6-6	8-6	7-6
1988-89	0-0	8-6	11-3	7-7	9-4	6-8	10-2
1989-90	0-0	9-6	9-9	5-9	6-9	7-8	7-4
1990-91	0-0	4-10	11-3	9-7	8-5	6-9	5-5
1991-92	0-0	8-8	5-7	10-6	6-6	6-10	3-7
1992-93	0-0	6-6	6-9	9-6	5-8	12-3	5-7
1993-94	0-0	10-4	9-3	11-4	8-5	12-4	7-5
1994-95	0-0	4-9	8-8	7-7	8-4	8-8	7-4
1995-96	0-0	9-5	4-10	11-4	7-5	9-7	6-5
1996-97	0-0	7-4	7-4	14-2	8-5	12-4	6-4
1997-98	1-0	13-2	5-8	9-8	5-6	9-5	8-3
1998-99	—	—	(2-1 in May '99)	—	8-5	11-7	10-6
1999-00	0-0	6-9	5-9	5-8	6-6	4-13	2-9
2000-01	0-1	3-12	7-7	6-8	2-12	5-11	2-6
2001-02	0-1	6-10	5-8	3-12	6-6	9-7	4-5
2002-03	1-1	7-8	4-9	6-11	4-8	7-8	6-2
2003-04	0-2	6-10	3-12	6-9	4-7	5-11	4-3
2004-05	0-0	2-12	3-11	4-11	1-15	1-15	2-9
2005-06	0-0	2-12	5-9	5-10	6-6	4-12	4-7
2006-07	0-0	6-7	3-13	8-7	5-9	5-10	3-6

RECORD BY DIVISION

Season	East	West	Atlantic	Central	Midwest	Pacific	Record
1968-69	22-20	26-14	—	—	—	—	48-34
1969-70	24-18	24-16	—	—	—	—	48-34
1970-71	—	—	12-10	9-70	3-17	12-12	36-46
1971-72	—	—	10-10	9-90	8-12	9-15	36-46
1972-73	—	—	15-90	10-12	7-9	14-60	46-36
1973-74	—	—	7-17	13-90	3-13	12-80	35-47
1974-75	—	—	3-13	11-19	6-10	11-90	31-47
1975-76	—	—	9-11	7-19	7-9	6-14	29-53
1976-77	—	—	9-11	9-11	7-16	6-13	31-51
1977-78	—	—	12-80	8-12	11-12	10-90	41-41
1978-79	—	—	10-10	14-60	12-70	10-13	46-36
1979-80	—	—	17-13	21-90	3-11	7-50	50-32
1980-81	—	—	9-19	9-21	8-4	5-70	31-51
1981-82	—	—	14-15	15-14	8-4	5-70	42-40
1982-83	—	—	12-17	21-80	6-6	4-80	43-39
1983-84	—	—	16-12	16-14	4-8	4-80	40-42
1984-85	—	—	10-18	15-15	2-10	7-50	34-48
1985-86	—	—	14-14	21-90	6-6	9-30	50-32
1986-87	—	—	20-70	18-13	11-10	8-40	57-25
1987-88	—	—	19-10	16-13	8-40	7-50	50-32
1988-89	—	—	18-80	19-10	6-70	10-50	52-30
1989-90	—	—	12-12	15-15	8-60	6-80	41-41
1990-91	—	—	15-90	11-19	9-50	8-60	43-39
1991-92	—	—	16-12	7-21	9-30	6-80	38-44
1992-93	—	—	14-14	12-16	10-2	7-7	43-39
1993-94	—	—	21-7	21-7	8-4	7-7	57-25
1994-95	—	—	19-9	9-19	7-5	7-7	42-40
1995-96	—	—	17-9	15-13	7-7	7-7	46-36
1996-97	—	—	19-9	15-11	11-3	11-3	56-26
1997-98	—	—	15-11	19-9	8-6	8-6	50-32
1998-99	—	—	12-9	15-9	2-1	2-0	31-19
1999-00	—	—	10-17	10-17	4-10	4-10	28-54
2000-01	—	—	8-19	8-19	2-12	7-7	25-57
2001-02	—	—	10-16	11-17	6-8	6-8	33-49
2002-03	—	—	10-16	14-14	6-8	5-9	35-47
2003-04	—	—	9-17	10-18	6-8	3-11	28-54
2004-05	Atlantic 4-15	Central 2-16	Southeast 2-13	Southwest 3-7	Northwest 1-9	Pacific 1-9	Record 13-69
2005-06	7-11	7-11	5-11	3-7	2-8	2-8	26-56
2006-07	8-10	4-14	5-11	3-7	4-6	6-4	30-52

MISCELLANEOUS RECORDS

HAWKS WINNING STREAKS

Year	WINNING STREAKS			LOSING STREAKS		
	Home	Away	Overall	Home	Away	Overall
1968-69	6	6	12	2	6	4
1969-70	6	4	9	2	5	5
1970-71	5	4	6	4	10	6
1971-72	6	2	6	4	5	6
1972-73	7	3	6	2	4	3
1973-74	4	3	3	3	8	4
1974-75	4	3	2	2	10	4
1975-76	4	3	4	5	22	16
1976-77	4	3	3	4	7	8
1977-78	5	4	7	2	7	5
1978-79	16	3	9	2	6	4
1979-80	7	5	7	2	4	5
1980-81	6	4	6	7	12	10
1981-82	8	4	5	5	7	8
1982-83	8	3	6	3	5	4
1983-84	11	2	4	6	10	7
1984-85	4	2	3	6	5	6
1985-86	13	4	7	1	7	3
1986-87	9	5	11	1	6	4
1987-88	15	3	7	4	4	4
1988-89	8	2	9	2	4	3
1989-90	8	2	7	4	7	6
1990-91	22	6	7	6	8	9
1991-92	7	2	6	4	4	7
1992-93	10	2	6	7	4	4
1993-94	9	7	14	2	4	4
1994-95	5	3	4	2	4	4
1995-96	8	4	10	5	4	5
1996-97	20	3	10	1	4	3
1997-98	7	4	11	3	5	7
1998-99	4	4	7	4	3	4
1999-00	5	2	5	3	14	9
2000-01	3	3	4	7	14	10
2001-02	6	2	3	4	7	6
2002-03	5	1	4	4	13	6
2003-04	2	2	3	3	9	7
2004-05	2	1	1	11	23	14
2005-06	4	2	3	3	11	9
2006-07	5	5	4	6	13	8

HAWKS RECORD AT THE ALL-STAR BREAK

Year	W-L before			W-L after			
	All-Star Game	All-Star Game	Final Record	All-Star Game	All-Star Game	Final Record	
1968-69	31-21	17-13	48-34	1988-89	28-19	24-11	52-30
1969-70	27-17	21-17	48-34	1989-90	22-24	19-17	41-41
1970-71	14-32	22-14	36-46	1990-91	26-21	17-18	43-39
1971-72	17-30	19-16	36-46	1991-92	24-23	14-21	38-44
1972-73	27-24	19-12	46-46	1992-93	24-27	19-12	43-39
1973-74	21-24	14-23	35-47	1993-94	34-13	23-12	57-25
1974-75	17-26	14-25	31-51	1994-95	22-26	20-14	42-40
1975-76	24-25	5-28	29-53	1995-96	26-21	20-15	46-36
1976-77	22-34	9-17	31-51	1996-97	31-15	25-11	56-26
1977-78	24-27	17-14	41-41	1997-98	29-20	21-12	50-32
1978-79	28-25	18-11	46-36	1998-99	-	-	31-19
1979-80	32-23	18-9	50-32	1999-00	19-28	9-26	28-54
1980-81	19-34	12-17	31-51	2000-01	16-33	9-24	25-57
1981-82	19-22	23-18	42-40	2001-02	16-33	17-16	33-49
1982-83	24-26	19-13	43-39	2002-03	19-30	16-17	35-47
1983-84	24-20	16-22	40-42	2003-04	18-35	10-19	28-54
1984-85	21-29	13-19	34-48	2004-05	10-41	3-28	13-69
1985-86	28-20	22-12	50-32	2005-06	16-34	10-22	26-56
1986-87	29-16	28-9	57-25	2006-07	21-31	9-21	30-52
1987-88	30-15	20-17	50-32				

MISCELLANEOUS RECORDS

HAWKS ALL-TIME TRIPLE DOUBLES

(Regular season only)

Joe Johnson (2005-06) at Charlotte (2-1-06, 15 points/11 assists/10 rebounds); Bob Sura (2003-04) at Chicago (4-9-04, 12 points/12 assists/11 rebounds); vs. Boston (4-10-04, 15 points/11 assists/10 rebounds); Jason Terry (2002-03) at Chicago (2-28-03, 23 points/13 assists/10 rebounds); Toni Kukoc (2000-01) vs. Vancouver (3-13-01, 20 points/11 assists/10 rebounds); vs. Detroit (3-17-01, 29 points/10 rebounds/10 assists); Dikembe Mutombo (1999-00) vs. Minnesota (2-15-00, 21 points/13 rebounds/11 blocks); Mookie Blaylock (1993-94) vs. Philadelphia (11-27-93, 15 points/10 rebounds/10 assists), vs. Miami (3-26-94, 17 points/14 assists/11 rebounds), (1994-95) vs. Milwaukee (11-21-94, 17 points/12 assists/10 rebounds), at Orlando (3-5-95, 15 points/14 assists/11 rebounds), (1997-98) at Toronto (3-17-98, 10 points/12 assists/11 rebounds), vs. Philadelphia (4-14-98, 14 points/11 assists/10 steals), (1998-99) at Cleveland; (5-2-99, 19 points/11 rebounds/10 assists); Glenn "Doc" Rivers (1987-88) vs. Chicago (12-29-87, 29 points/14 rebounds/12 assists), vs. Chicago (1-18-88, 19 points/10 assists/10 rebounds), vs. Portland (2-27-88, 21 points/14 assists/10 rebounds), and at Milwaukee (4-19-89, 20 points/12 rebounds/10 assists); Wayne "Tree" Rollins (1978-79) vs. Portland (2-21-79, 11 points/13 rebounds/12 blocks).

HAWKS ALL-TIME FOUR-POINT PLAYS

ATLANTA		OPPONENTS	
Player	Date and Opponent	Player (Team)	Date
Anthony "Spud" Webb	1/23/91 at Wash.	Isiah Thomas (Detroit)	2/02/82
Glenn "Doc" Rivers	3/28/91 vs. Hou.	Mark Aguirre (Dallas)	12/27/83
Paul Graham	12/28/92 vs. Wash.	Andrew Toney (Philadelphia)	3/06/85
Dominique Wilkins	2/24/93 at Phil.	Glen Rice (Miami)	11/28/92
Craig Ehlo	2/28/94 at LAC	Reggie Miller (Indiana)	3/05/94
Eldridge Recasner	3/11/97 vs. Utah	Scottie Pippen (Chicago)	3/08/94
Steve Smith	3/14/97 vs. Sea.	Pete Myers (Chicago)	3/08/94
Salim Stoudamire	12/4/05 at Phoe.	B.J. Armstrong (Golden State)	12/29/95
		Brent Price (Washington)	4/04/96
		Joe Dumars (Detroit)	4/04/97
		Morris Peterson (Toronto)	4/12/02
		Chris Duhon (Chicago)	2/20/07

MISCELLANEOUS

On 3/12/04 (Hawks vs. Washington Wizards), Atlanta placed five scorers at 20 or more points, becoming the first NBA team to do so since Orlando on 1/26/93 ... The last time the Hawks had achieved the feat was 11/13/68.

HAWKS THREE-POINT FG PERCENTAGE

Year	Hawks 3-Pt %	Opponents 3-Pt %	Year	Hawks 3-Pt %	Opponents 3-Pt %
2006-07	.329 (341-1038)	.376 (465-1236)	1992-93	.355 (382-1076)	.337 (281-833)
2005-06	.367 (424-1154)	.368 (444-1205)	1991-92	.313 (210-671)	.343 (251-732)
2004-05	.312 (304-973)	.379 (467-1232)	1990-91	.324 (271-836)	.349 (217-621)
2003-04	.335 (419-1249)	.358 (482-1345)	1989-90	.302 (124-411)	.340 (181-533)
2002-03	.352 (402-1141)	.359 (446-1243)	1988-89	.277 (110-397)	.288 (147-511)
2001-02	.354 (423-1194)	.355 (472-1329)	1987-88	.301 (85-282)	.335 (136-406)
2000-01	.357 (333-933)	.367 (396-1080)	1986-87	.318 (135-425)	.300 (128-426)
1999-00	.317 (258-814)	.367 (373-1015)	1985-86	.199 (33-166)	.307 (87-283)
1998-99	.306 (197-644)	.300 (190-634)	1984-85	.311 (73-235)	.217 (46-212)
1997-98	.332 (337-1016)	.342 (348-1017)	1983-84	.217 (23-106)	.211 (39-185)
1996-97	.359 (659-1834)	.347 (485-1399)	1982-83	.239 (45-188)	.235 (39-166)
1995-96	.355 (566-1595)	.360 (479-1329)	1981-82	.219 (28-128)	.247 (46-186)
1994-95	.341 (539-1580)	.347 (420-1212)	1980-81	.122 (10-82)	.211 (32-152)
1993-94	.323 (268-830)	.315 (275-872)	1979-80	.173 (13-75)	.251 (46-183)

MISCELLANEOUS RECORDS

HAWKS OPENING GAME RESULTS

HOME	Season	Opponent	Date	Result	Score	Attendance
	1968-69	Cincinnati	10-15-68	lost	125-110	5,606
	1969-70	Seattle	10-15-69	WON	124-119	3,718**
	1970-71	Milwaukee	10-17-70	lost	107-98	7,197
	1971-72	Philadelphia	10-16-71	lost	104-102	5,806
	1972-73	New York	10-15-72	lost	109-101	13,867
	1973-74	Capital	10-09-73	WON	128-114	7,503
	1974-75	Houston	10-19-74	lost	118-112	4,427
	1975-76	New Orleans	10-23-75	WON	109-91	5,579
	1976-77	Houston	10-12-76	lost	120-104	4,385
	1977-78	Cleveland	10-22-77	WON	107-101	7,894**
	1978-79	Detroit	10-14-78	WON	122-114	10,249
	1979-80	New York	10-12-79	WON	121-104	9,428
	1980-81	Chicago	10-11-80	WON	101-93	11,275
	1981-82	Philadelphia	10-31-81	lost	106-106	9,824
	1982-83	Boston	10-30-82	lost	112-97	13,419
	1983-84	Detroit	10-29-83	WON	117-115	9,677
	1984-85	Philadelphia	10-27-84	lost	111-108	13,964**
	1985-86	Washington	10-25-85	lost	100-910	10,129
	1986-87	New Jersey	11-01-86	WON	131-111	13,776
	1987-88	Washington	11-06-87	WON	114-97	16,054**
	1988-89	Indiana	11-08-88	WON	112-107	16,371
	1989-90	Indiana	11-03-89	lost	126-103	15,906**
	1990-91	Oriando	11-02-90	WON	115-111	13,593
	1991-92	Detroit	11-02-91	lost	89-87	16,435**
	1992-93	New York	11-06-92	lost	106-94	16,389
	1993-94	Indiana	11-05-93	lost	116-110	12,032**
	1994-95	Indiana	11-04-94	lost	94-92	12,568**
	1995-96	Indiana	11-03-95	lost	106-111	15,188**
	1996-97	Detroit	11-02-96	lost	90-85	16,378
	1997-98	Toronto	11-01-97	WON	90-78	8,539***
	1998-99	Cleveland	2-05-99	lost	100-83	19,806
	1999-00	Milwaukee	11-04-99	lost	119-109	18,514
	2000-01	Charlotte	10-31-00	lost	106-82	18,465
	2001-02	Washington	11-01-01	lost	98-88	20,073****
	2002-03	Utah	10-31-02	WON	105-98	14,155
	2003-04	Indiana	11-01-03	lost	103-99†	18,818
	2004-05	Cleveland	11-09-04	lost	93-79	19,624
	2005-06	LA Lakers	11-08-05	lost	103-97	19,523
	2006-07	New York	11-03-06	WON	102-92	19,604

39 Year Totals 20-19

* first Hawks game at Omni
! first Hawks game at Philips Arena

** largest opening night crowd at Omni
**** largest opening night crowd ever

*** opening night at Ga. Tech

ROAD	Season	Opponent	Date	Result	Score	Attendance
	1968-69	Seattle	10-25-68	lost	123-112	4,689@
	1969-70	Boston	10-24-69	WON	122-110	6,605@
	1970-71	Detroit	10-22-70	lost	120-101	10,460@
	1971-72	Cincinnati	10-12-71	lost	127-113	5,124@
	1972-73	Buffalo	10-10-72	WON	120-109	7,634@
	1973-74	Detroit	10-12-73	lost	122-105	5,020@
	1974-75	Chicago	10-18-74	lost	120-115†	7,351@
	1975-76	Los Angeles	11-02-75	lost	116-113†	11,257@
	1976-77	Los Angeles	10-29-76	lost	118-101	9,752@
	1977-78	Boston	10-25-77	lost	110-103	6,590@
	1978-79	Indiana	10-13-78	lost	117-104	8,476@
	1979-80	Indiana	10-13-79	lost	115-101	10,904@
	1980-81	Detroit	10-18-80	WON	125-123†	4,036@
	1981-82	Chicago	11-03-81	lost	104-96	7,112@
	1982-83	Detroit	10-29-82	lost	94-86	15,252@
	1983-84	New Jersey	10-28-83	lost	126-108	10,173@
	1984-85	New Jersey	10-26-84	WON	119-104	10,061@
	1985-86	Milwaukee	10-26-85	lost	117-91	10,237@
	1986-87	Philadelphia	11-02-86	WON	122-113	11,468@
	1987-88	New York	11-11-87	WON	94-93	12,781@
	1988-89	New Jersey	11-04-88	WON	113-105	14,480@
	1989-90	Boston	11-10-89	lost	117-106	14,890@
	1990-91	Sacramento	11-06-90	WON	102-85	17,014@
	1991-92	Charlotte	11-06-91	lost	114-104	23,698@
	1992-93	Chicago	11-07-92	WON	100-99	18,676@
	1993-94	Chicago	11-08-93	lost	106-80	18,157@
	1994-95	Utah	11-07-94	lost	104-86	18,661@
	1995-96	Utah	11-06-95	lost	105-96	18,742@
	1996-97	Miami	11-01-96	lost	94-81	15,113@
	1997-98	Oriando	10-31-97	WON	105-99	17,248@
	1998-99	New Jersey	2-07-99	lost	79-69	18,545@
	1999-00	Washington	11-02-99	lost	94-87	16,038
	2000-01	New York	11-02-00	lost	94-69	19,763
	2001-02	Houston	10-30-01	lost	89-84†	9,500
	2002-03	New Jersey	10-30-02	lost	105-95	18,422
	2003-04	New Orleans	10-29-03	lost	88-83†	15,242
	2004-05	Phoenix	11-03-04	lost	112-82	18,422
	2005-06	Golden State	11-02-05	lost	122-97	18,629
	2006-07	Philadelphia	11-01-06	lost	88-75	17,119

38 Year Totals 10-28
† denotes overtime game

@ game played in Hartford, CT

MISCELLANEOUS NUMBERS

HAWKS OVERTIME GAMES

Season	Home	Road	Total	Pct.	Season	Home	Road	Total	Pct.
1968-69	2-0	0-0	2-0	1.000	1988-89	1-0	1-3	2-3	.400
1969-70	0-0	4-0	4-0	1.000	1989-90	0-0	1-1	1-1	.500
1970-71	1-0	1-1	2-1	.667	1990-91	1-1	0-0	1-1	.500
1971-72	0-2	0-0	0-2	.000	1991-92	2-3	0-3	2-6	.250
1972-73	2-1	2-1	4-2	.667	1992-93	3-1	1-0	4-1	.800
1973-74	1-1	0-1	1-2	.333	1993-94	1-1	0-1	1-2	.333
1974-75	1-1	0-2	1-3	.250	1994-95	2-2	2-1	4-3	.571
1975-76	1-1	0-3	1-4	.200	1995-96	1-0	1-0	2-0	1.000
1976-77	1-0	0-0	1-0	1.000	1996-97	4-0	1-0	5-0	1.000
1977-78	3-0	1-1	4-1	.800	1997-98	2-1	3-1	5-2	.714
1978-79	3-1	1-1	4-2	.667	1998-99	1-2	0-0	1-2	.333
1979-80	2-1	1-0	3-1	.750	1999-00	2-0	0-3	2-3	.400
1980-81	1-3	1-3	2-6	.250	2000-01	0-2	0-0	0-2	.000
1981-82	1-1	2-1	3-2	.600	2001-02	1-0	0-2	1-2	.333
1982-83	1-1	0-1	1-2	.333	2002-03	2-1	1-3	3-4	.429
1983-84	2-1	0-1	2-2	.500	2003-04	0-4	0-2	0-6	.000
1984-85	0-1	2-2	2-3	.400	2004-05	0-4	2-1	2-5	.286
1985-86	1-1	1-2	2-3	.400	2005-06	3-1	2-1	5-2	.714
1986-87	1-0	1-0	2-0	1.000	2006-07	1-4	2-1	3-5	.375
1987-88	1-1	2-0	3-1	.750	Totals	52-44	36-43	88-87	.503

Team	Site	Hawks	Opp.	W-L
BOSTON (3-6)				
11-22-02 (20T)	BOS	98	105	L
3-27-01	ATL	112	115	L
11-23-92	BOS	101	97	W
2-03-87	ATL	126	123	W
1-18-86	ATL	122	125	L
12-18-82	ATL	103	107	L
12-14-74	ATL	90	92	L
2-26-71	BOS	129	136	L
2-14-69	ATL	104	101	W
CHARLOTTE BOBCATS (0-1)				
4-11-05	ATL	105	110	L
CHICAGO (4-7)				
12-16-06	ATL	104	106	L
11-18-88	CHI	112	115	L
12-20-84 (20T)	NO	129	132	L
12-21-82 (20T)	CHI	116	124	L
2-26-82	ATL	110	116	L
1-31-78	CHI	103	106	L
12-21-75	ATL	97	90	W
10-18-74	CHI	115	120	L
12-07-72	CHI	94	89	W
3-19-71	ATL	112	111	W
11-06-69	CHI	142	137	W
CLEVELAND (8-6)				
11-07-06	CLE	104	95	W
1-25-03	CLE	102	101	W
4-13-02 (20T)	ATL	128	123	W
11-08-97	CLE	99	97	W
4-13-93	ATL	109	112	L
11-17-89 (20T)	CLE	125	131	L
3-23-85	CLE	91	86	W
12-09-81	CLE	108	112	L
11-24-81	ATL	94	92	W
1-09-81	ATL	107	108	L
2-29-80	ATL	111	102	W
1-07-75	ATL	113	112	W
2-23-75	CLE	105	111	L
2-08-73	ATL	132	136	L
DALLAS (0-1)				
11-08-84	DAL	105	112	L
DENVER (2-0)				
12-18-05	ATL	110	107	W
12-11-92	ATL	112	107	W

Team	Site	Hawks	Opp.	W-L
DETROIT (3-8)				
3-14-05	ATL	108	114	L
3-26-03	DET	99	102	L
4-14-01	ATL	124	129	L
11-09-88	DET	95	101	L
2-02-85	DET	102	110	L
11-27-81	DET	114	112	W
10-18-80	DET	125	123	W
11-24-78	DET	117	119	L
1-16-73	ATL	130	129	W
11-21-72	DET	110	113	L
12-30-99	DET	105	106	L
GOLDEN STATE (4-1)				
3-23-92	ATL	126	125	W
3-17-89	GS	118	127	L
2-10-80	GS	98	96	W
1-31-80	ATL	111	107	W
11-19-75	ATL	104	98	W
HOUSTON (1-3)				
2-22-04 (30T)	HOU	121	123	L
10-30-01	HOU	84	89	L
4-07-89	ATL	120	112	W
12-15-71	ATL	115	117	L
INDIANA (2-7)				
2-24-06	IND	117	112	W
12-14-04	ATL	97	108	L
11-01-03	ATL	99	103	L
2-14-03	IND	97	98	L
4-30-99	ATL	90	92	L
4-09-98	ATL	102	105	L
3-06-92	ATL	113	115	L
1-31-92	IND	106	115	L
3-16-90	IND	106	104	W
KANSAS CITY / CINCINNATI / SACRAMENTO (2-1)				
3-07-79	ATL	122	120	W
3-14-76	KC	113	114	L
2-18-70	MEM	139	125	W
LOS ANGELES LAKERS (1-2)				
2-19-88	ATL	119	125	L
11-02-75	LA	113	116	L
12-01-72	LA	114	109	W

MISCELLANEOUS NUMBERS

HAWKS OVERTIME GAMES, CONT.

Team	Site	Hawks	Opp.	W-L	Team	Site	Hawks	Opp.	W-L
MEMPHIS/VANCOUVER (0-2)					PHILADELPHIA (6-5), CONT.				
3-29-04	(20T) ATL	133	136	L	3-05-86	PHL	114	122	L
11-10-99	VAN	97	102	L	11-02-85	ATL	114	113	W
MIAMI (1-1)					12-02-80	ATL	112	108	W
11-18-06	ATL	88	93	L	3-11-80	ATL	97	102	L
11-29-02	ATL	100	94	W	3-31-78	ATL	111	110	W
MILWAUKEE (2-7)					PHOENIX (3-1)				
12-26-97	MIL	94	99	L	1-07-97	ATL	105	103	W
11-19-94	ATL	93	97	L	2-04-89	PHO	118	116	W
3-01-92	MIL	106	109	L	12-18-77	ATL	134	129	W
2-07-85	MIL	94	91	W	2-16-74	PHO	123	124	L
3-06-84	ATL	104	109	L	PORTLAND (1-3)				
3-29-81	ATL	128	132	L	3-23-07	ATL	100	102	L
11-28-80	MIL	108	113	L	1-22-03	ATL	110	112	L
1-10-79	(20T) MIL	117	113	W	3-29-93	ATL	127	118	W
3-30-76	MIL	126	130	L	12-20-80	POR	119	122	L
MINNESOTA (3-1)					SAN ANTONIO (3-1)				
4-04-00	MIN	76	86	L	1-11-97	ATL	87	82	W
12-13-94	ATL	85	83	W	12-29-94	ATL	127	121	W
12-28-91	ATL	125	122	W	3-10-87	SA	113	106	W
1-05-91	ATL	117	112	W	3-20-84	SA	132	135	L
NEW JERSEY (6-3)					SAN DIEGO / BUFFALO / LA CLIPPERS (0-3)				
2-04-07	NJ	101	99	W	1-17-92	LAC	107	111	L
2-27-06	ATL	104	102	W	12-11-73	ATL	127	132	L
4-18-00	(20T) ATL	111	109	W	11-05-71	ATL	117	122	L
12-06-94	NJ	94	91	W	SEATTLE (5-2)				
1-21-94	ATL	111	113	L	11-11-06	ATL	112	113	L
4-19-88	NJ	119	109	W	11-26-02	ATL	119	116	W
3-26-85	NO	108	109	L	11-13-93	SEA	89	97	L
11-04-78	ATL	117	118	L	2-19-82	(30T) SEA	127	122	W
10-26-77	NJ	113	110	W	3-11-79	ATL	113	111	W
NEW ORLEANS (0-1)					2-05-71	SEA	121	120	W
10-29-03	NO	83	88	L	3-16-69	ATL	131	127	W
NEW YORK (9-6)					TORONTO (4-3)				
3-03-07	ATL	100	104	L	3-01-06	TOR	113	111	W
3-15-06	(20T) NY	117	121	L	4-8-05	TOR	101	109	L
4-17-05	NY	139	135	W	3-11-05	TOR	116	112	W
11-30-04	NY	109	110	L	11-26-04	ATL	97	99	L
1-28-00	ATL	98	96	W	1-11-02	TOR	91	94	L
11-28-95	NY	102	97	W	11-26-97	(20T) TOR	109	104	W
4-06-93	ATL	109	104	W	1-04-96	ATL	104	101	W
12-07-91	ATL	128	137	L	UTAH / NEW ORLEANS (3-1)				
2-24-84	ATL	105	104	W	3-21-94	ATL	100	96	W
12-23-83	ATL	114	113	W	12-19-87	ATL	130	124	W
2-24-81	ATL	117	120	L	2-19-86	UTAH	105	109	L
10-30-80	NY	115	116	L	3-24-78	ATL	96	94	W
11-30-78	ATL	102	96	W	WASHINGTON / CAPITAL / BALTIMORE (8-2)				
2-24-77	ATL	101	98	W	1-14-06	ATL	114	106	W
12-16-69	NY	125	124	W	1-11-98	WAS	107	102	W
ORLANDO (3-2)					11-18-97	ATL	98	89	W
3-19-06	ATL	110	107	W	1-24-97	ATL	117	105	W
2-19-99	ATL	94	99	L	2-19-92	ATL	102	103	L
3-17-97	ATL	112	107	W	4-04-86	WAS	129	135	L
1-09-97	ORL	97	92	W	3-16-83	ATL	94	81	W
3-05-95	ORL	111	113	L	3-23-74	ATL	119	108	W
PHILADELPHIA (6-5)					11-07-72	ATL	109	107	W
4-08-07	PHIL	104	109	L	11-01-69	BAL	140	137	W
4-06-04	ATL	100	103	L					
3-27-99	ATL	103	99	W					
1-29-98	ATL	109	99	W					
3-12-91	ATL	129	133	L					
4-15-88	PHL	103	101	W					

HAWKS / NBA COLLEGE DRAFT CHOICES

2007 DRAFT CHOICES

Name	College	Pos.	Ht.	Wt.	Round	Pick
Al Horford	Florida	F/C	6-10	245	1	3
Acie Law IV	Texas A&M	G	6-3	195	1	11

1968 - 2006 HAWKS DRAFT CHOICES

Rnd.	Player	College	Pick	Rnd.	Player	College	Pick
2006 DRAFT				1992 DRAFT			
1	Shelden Williams	Duke	5	1	Adam Keefe	Stanford	10
2	Solomon Jones	South Florida	33	2	Elmer Bennett	Notre Dame	38
2005 DRAFT				1991 DRAFT			
1	Marvin Williams	North Carolina	2	1	Stacey Augmon	UNLV	9
2	Salim Stoudamire	Arizona	31	*1	Anthony Avent	Seton Hall	15
2	Canik Aykol	Turkey (Efes Pilsen)	59	2	Rodney Monroe	NC State	30
2004 DRAFT				**Avent's rights were traded to Denver on 6/26/91.			
1	Josh Childress	Stanford	6	1990 DRAFT			
1	Josh Smith	Oak Hill Academy (HS)	17	1	Rumeal Robinson	Michigan	10
2	Donta Smith	SE Illinois JC	34	2	Trevor Wilson	UCLA	36
2	Royal Ivey	Texas	37	1989 DRAFT			
2	Viktor Sanikidze *	SAOS JDA Dijon (Georgia)	42	1	Roy Marble	Iowa	23
*On draft night, Sanikidze was traded to the San Antonio Spurs for a 2005 second-round pick and cash considerations.				2	Haywoode Workman	Oral Roberts	49
2003 DRAFT				1988 DRAFT			
1	Boris Diaw	Pau Orthez (France)	21	1	Anthony Taylor	Oregon	44
2	Travis Hansen	Brigham Young	37	3	Jorge Gonzalez	Argentina	54
2002 DRAFT				3	Darryl Middleton	Baylor	68
2	David Andersen	Kinder Bologna (Italy)	37	**First round pick and Randy Wittman to Sacramento for Reggie Theus 6/27/88.			
On draft night, the Hawks acquired the draft rights to Dan Dickau (selected in the first round, 28th overall by Sacramento) in exchange for a future first-round pick.				1987 DRAFT			
2001 DRAFT				1	Dallas Comegys	DePaul	21
1	Pau Gasol *	Spain	3	2	Terrance Bailey	Wagner	42
1	Jamaal Tinsley **	Iowa State	27	2	Terry Coner	Alabama	44
2	Terence Morris	Maryland	34	3	Song Jao	China	67
**On draft night, Gasol was traded to the Grizzlies, along with Brevin Knight and Lorenzen Wright, in exchange for Shareef Abdur-Rahim and the 27th pick in the draft.				4	Theo Christodoulou	Greece	90
**On draft night, Tinsley was traded to the Indiana Pacers for a future first-round pick.				5	Jose Antonio Montero	Spain	113
2000 DRAFT				6	Ricardo Morandoti	Italy	136
1	DerMarr Johnson	Cincinnati	6	7	Franjo Arapovic	Yugoslavia	159
2	Hanno Mottola	Utah	40	1986 DRAFT			
2	James "Spoonie" Penn	Ohio State	57	1	Billy Thompson *	Louisville	19
1999 DRAFT				2	Cedric Henderson	Georgia	32
1	Jason Terry	Arizona	10	2	Augusto Binelli	Italian Nat'l.	40
1	Cal Bowdler	Old Dominion	17	3	Dave Hoppen	Nebraska	65
1	Dion Glover	Georgia Tech	20	3	Jim Les	Bradley	70
1	Jumaine Jones *	Georgia	27	4	Eram Winters	Illinois	88
2	Roberto Bergersen **	Boise State	52	5	Nicky Jones	Virginia Commonwealth	111
**On draft night, Jones' rights were traded to the Philadelphia 76ers for a future first-round draft choice (via Toronto).				6	Alexander Volkov	USSR	134
**On draft night, Bergersen's rights were traded to Portland for cash considerations.				7	Valery Tikhonenko	USSR	157
1998 DRAFT				** Thompson was traded to L.A. Lakers for Ken Barlow 6/17/86.			
1	Roshown McLeod	Duke	22	1985 DRAFT			
2	Cory Carr *	Texas Tech	49	1	Jon Koncak	SMU	5
**On draft night, Carr's rights were traded to Chicago, along with two future second-round draft picks, for the rights to Shammond Williams.				2	Lorenzo Charles	NC St.	41
1997 DRAFT				3	Sedric Toney	Dayton	59
1	Ed Gray	California	22	4	Arydes Sabonis	USSR	77
2	Alain Digbeu	Villerbaune, France	50	4	John Battle	Rutgers	84
2	Chris Crawford	Marquette	51	5	Larry Hampton	F.D.U.	100
1996 DRAFT				6	Tony Duckettt	Lafayette	123
1	Priest Lauderdale	Central St. (OH)	28	7	Bob Ferry	Harvard	146
1995 DRAFT				1984 DRAFT			
1	Alan Henderson	Indiana	16	1	Kevin Willis	Michigan St.	11
2	Domnie Boyce	Colorado	42	3	Bobby Parks	Memphis St.	58
3	Troy Brown	Providence	45	4	Dicky Beal	Kentucky	87
4	Cunzo Martin	Purdue	57	5	Terry Martin	NE Louisiana	104
1994 DRAFT				6	Jim Master	Kentucky	127
2	Gaylon Nickerson	NW Oklahoma St.	34	7	Vince Martello	Florida St.	150
(Atlanta's first-round position belonged to the LA Clippers as a result of the Dominique Wilkins/Danny Manning trade).				8	Robert Brown	Long Island	173
1993 DRAFT				9	Fred Brown	Georgetown	185
1	Doug Edwards	Florida State	15	10	Doug Mills	Hofstra	217
2	Richard Manning	Washington	40	**Second round pick (#35) to Golden State for Rickey Brown on 2/15/83.			
1992 DRAFT				1983 DRAFT			
1	Randy Wittman	Indiana	22	1	Randy Wittman	Indiana	22
2	Glenn Rivers	Marquette	31	2	Glenn Rivers	Marquette	31
3	John Pinone	Villanova	58	3	John Pinone	Villanova	58
4	Harry Kelly	Texas Southern	81	4	Harry Kelly	Texas Southern	81
5	Charles Jones	Oklahoma	104	5	Charles Jones	Oklahoma	104
6	Tom Bethae	Richmond	127	6	Tom Bethae	Richmond	127
7	Lex Drum	UAB	150	7	Lex Drum	UAB	150
8	George Thomas	Georgia Tech	173	8	George Thomas	Georgia Tech	173
9	Will Catchery	Livingston	195	9	Will Catchery	Livingston	195
10	Ronnie Carr	W. Carolina	216	10	Ronnie Carr	W. Carolina	216
*Wittman acquired from Bullets for Tom McMillen and future pick 7/5/83.							



HAWKS / NBA COLLEGE DRAFT CHOICES, CONT.

1982 DRAFT

1	Keith Edmonson	Purdue	10
3	Joe Kopicki	Detroit	56
5	Mark Hall	Minnesota	102
6	Jay Bruchak	Mt. St. Mary's	126
7	Horace Wyatt	Clemson	148
8	James Ratiff	Howard	172
9	Pierre Bland	Elizabeth City	194
10	Ronnie McAdoo	Old Dominion	216

**Second round pick to New York for Mike Glenn 10/24/81.

**Fourth round pick to New Jersey for Rory Sparrow 8/11/81.

1981 DRAFT

1	Al Wood	North Carolina	4
2	Clyde Bradshaw	DePaul	38
3	Durand Macklin	LSU52	1
4	Kevin Figaro	SW Louisiana	75
5	Steve Krafscisin	Iowa	98
6	Darryl Warwick	Hampton	121
7	Kevin Vesey	Iona	144
8	Gilbert Salinas	Notre Dame	167
9	Howard Thompkins	Wagner	189
10	Mike Frazier	Georgetown	209

1980 DRAFT

1	Don Collins	Washington St.	28
2	Craig Shelton	Georgetown	18
5	Mike Doyle	South Carolina	110
6	Mike Zagardo	G. Washington	133
7	Charles Hightower	Dillard	156
9	Stan Lamb	Steubenville	195

**Third round pick to Utah.

**Fourth round pick to Los Angeles.

**Selected ineligible player in eighth and tenth rounds.

1979 DRAFT

2	James Bradley	Memphis St.	35
2	Larry Wilson	Nicholls St.	38
3	Don Marsh	Franklin & Marshall	57
5	Tiny Pinder	N.C. State	101
6	Dwight Williams	Gardner-Webb	121
7	Tim Waterman	St. Bonavent.	141
8	John Goedeke	Maryland (Balt.)	160
9	Cedric Oliver	Hamilton	178
10	Chad Newison	Drake	196

**First round pick to Pacers as compensation for signing of free agent Dan Roundfield.

1978 DRAFT

1	Butch Lee	Marquette	10
1	Jack Givens	Kentucky	16
2	Rick Wilson	Louisville	25
3	Steve Grant	Manhattan	54
5	Chris Potter	Holy Cross	98
6	Gerald Glover	Howard	120
7	Jim DeWeese	Gonzaga	141
7	Ed Murphy	Merrimack	160
9	Maurice Robinson	W. Virginia	172
10	Marshall Lester	Fla. Souther	197

**Fourth round pick to Buffalo.

1977 DRAFT

1	Wayne Rollins	Clemson	14
3	Sam Smith	UNLV	48
3	Eddie Johnson	Auburn	49
4	Dave Bormann	Gardner-Webb	70
5	Bill Gordon	UTC	92
6	Calvin Crews	Northwestern	114
7	James Holliman	Arizona St.	135
8	Vern Thompson	Brigham Young	155

**Second round pick to New York for Tom McMillen.

1976 DRAFT

1	Armond Hill	Princeton	9
2	Bob Carrington	Boston Col.	28
3	Larry Cooke	VPI 46	53
4	Tom Barker	Hawaii	70
5	Ron Davis	Washington St.	70
6	Pete Padgett	Nevada-Reno	88
7	Carl Gerlach	Kansas St.	106
8	Doug Terry	Utah	124
9	Bob Kovach	San Diego St.	142
10	Mike Dickerson	S. Florida	160

1975 DRAFT

1	David Thompson	N.C. State	3
1	Marvin Webster	Morgan State	1
2	Bill Willoughby	Morrow (N.J.) High	19
4	Monte Tow	N.C. State	57
5	Willbur Holland	New Orleans	75
6	Danny Williams	Mississippi	93
7	Gus Johnson	Winona State	111
8	Oscar Jackson	Duquesne	129
9	Dave Schlessler	Morningside	146
10	Vic Kelly	Hawaii	162

1974 DRAFT

1	Tom Henderson	Hawaii	7
1	Mike Sojourner	Utah	10
2	John Drew	Gardner-Webb	25
2	Darrell Elston	North Carolina	43
4	Ed Palubinskas	Louisiana State	61
5	Tyrone Medley	Utah	79
6	Sammy Hervey	So. Methodist	97
7	Greg Lee	UCLA	113
8	Bill Butler	Louisville	135
9	Lon Kruger	Kansas State	151
10	Brendy Lee	Nebraska	168

1973 DRAFT

1	Dwight Jones	Houston	9
1	John Brown	Missouri	10
2	Tom Inglesby	Villanova	27
3	Ted Manakas	Princeton	36
3	Leonard Gray	Long Beach State	45
4	James Brown	Harvard	62
5	Dave Winfield	Detroit	88
6	John Williamson	Minnesota	79
7	Pete Harris	New Mexico St.	96
8	Tim Dominey	Stephen F. Austin	113
		Valdosta State	130

1972 DRAFT

2	Steve Bracey	Tulsa	21
4	Reggie Bird	Princeton	55
5	Bob Lackey	Marquette	71
6	Randy Knoll	Marshall	88
7	Billy Pless	Detroit	105
8	Oscar Evans	Butler	121
9	Larry Strozier	Morehouse	136
10	Jim Clesson	Tulsa	149
11	Charles Allen	Texas Southern	160
12	James Green	Paine College	169

1971 DRAFT

1	George Trapp	Long Beach State	5
2	Ted McClam	Tennessee State	22
2	Jeff Halliburton	Drake	38
4	Jim Welch	Houston	56
6	Willie Humes	Idaho State	90
7	Mike Jordan	Savannah State	107
8	Jim Smith	Kentucky Wesleyan	124
9	Ernie Fleming	Jacksonville	140
10	Ron Rippece	Lipscomb	156
11	Levi Wyatt	Alcorn	172
12	Roger Moore	Columbus	186
13	Ed Jenkins	Michigan Lutheran	198

1970 DRAFT

1	Pete Maravich	Louisiana State	3
1	John Vallely	UCLA	14
2	Dan Hester	Louisiana State	31
4	Fred Davis	Howard Payne	65
5	Bob Riley	Mt. St. Mary's	82
6	Dave Parker	Windham	99
7	John Shinnal	Jackson State	116
8	Herb White	Georgia	133
9	Larry Jackson	Sul Ross	150
11	Dino Meneghin	Italy	182

1969 DRAFT

1	Butch Beard	Louisville	10
2	Wally Andrezunas	Creighton	25
4	Billy Hann	Tennessee	53
5	Mike Mitchell	West Texas State	67
6	Guy Mackner	South Dakota	81
7	Bob Bundy	Vanderbilt	95
8	Bob Christian	Grambling	109
9	Pete Gayeska	Massachusetts	123
10	Dick Stewart	Rutgers	137
11	Loran Bracci	SF Valley State	151
12	Dave Jones	LaVerne	164
13	Dick Barton	Riverside	176
14	Mike Dahl	Oglethorpe	185
16	Norm Carmichael	Virginia	193
17	Buddy Carmelious	Jacksonville (Fla.)	199
17	John Tolmie	Navy	205
18	Cliff Parsons	Air Force	210
19	Grady O'Malley	Manhattan	214
20	Carl Rodwell	California-Riverside	217

1968 DRAFT

1	Skip Harlicka	South Carolina	13
4	Bob Warren	Vanderbilt	47
5	Rusty Parker	Miami	61
7	Phil Wagner	Georgia Tech	75
7	Oscar Smith	Elizabeth City	89
8	Martin Baietti	Manhattan	103
9	Mack Daughtry	Albany State	117
10	Dwight Walter	Tennessee State	131
11	Henry Watkins	Tennessee State	144
12	Frank Standard	Texas Western	157
12	George Hicker	South Carolina	169
13	Bernie Foster	Syracuse	180
15	Terry Allerton	Pasadena	188
		Baldwin-Wallace	196

MAJOR TRANSACTIONS: 1968 - 2007

August 22, 2007Hawks name Alton Lister as an assistant coach.
August 21, 2007Atlanta exercised contract options on Marvin Williams and Shelden Williams for 2008-09 season.
July 9, 2007Hawks sign first-round picks Al Horford and Acie Law IV .
June 28, 2007Atlanta selects Al Horford (third overall) and Acie Law IV (11th overall) in the 2007 NBA Draft.
April 19, 2007 Shelden Williams named NBA Eastern Conference Rookie of the Month.
February 22, 2007Hawks acquire Anthony Johnson from Dallas in exchange for a 2007 2nd-round pick.
February 6, 2007Atlanta signs Jeremy Richardson to a second 10-day contract.
January 27, 2007Hawks sign Jeremy Richardson to a 10-day contract.
January 16, 2007Atlanta signs Dijon Thompson to a second 10-day contract.
January 6, 2007Hawks sign Dijon Thompson to a 10-day contract.
January 3, 2007Atlanta waives Cedric Bozeman .
December 28, 2006Hawks sign Slava Medvedenko .
December 23, 2006Atlanta waives Matt Freije .
October 26, 2006Hawks waive Andre Brown and Andreas Glynadakis .
October 23, 2006Atlanta waives Lionel Chalmers and Kaniel Dickens .
October 3, 2006Promoted Gary Fitzsimmons to VP/Asst. GM, Scott Wilkinson to Asst. GM and Mike McNeive to Dir. of Basketball Ops.
September 29, 2006Signed Cedric Bozeman , Andre Brown , Lionel Chalmers , Kaniel Dickens , Matt Freije and Andreas Glynadakis .
August 30, 2006Hawks sign Lorenzen Wright to a contract.
August 28, 2006Atlanta exercises the 2007-08 contract options for Josh Smith , Josh Childress and Marvin Williams .
August 22, 2006Hawks acquire a 2007 first-round pick from the Indiana Pacers, in exchange for Al Harrington and John Edwards .
July 12, 2006Atlanta signs guard Speedy Claxton to a contract.
July 12, 2006Atlanta signs second-round draft pick Solomon Jones to a contract.
July 10, 2006Hawks sign first-round draft pick Shelden Williams to a contract.
June 30, 2006Hawks exercised contract option on Royal Ivey for 2005-06 campaign, and decline Donta Smith's option.
June 29, 2006Atlanta selects Shelden Williams (1st round, 5th overall) and Solomon Jones (2nd round, 33rd overall) in the 2006 NBA Draft.
May 4, 2006 Marvin Williams named to the NBA All-Rookie second team.
April 16, 2006Hawks sign Anthony Grundy for the remainder of the season.
April 6, 2006Atlanta signs Anthony Grundy to a second 10-day contract.
March 27, 2006Hawks sign Anthony Grundy to a 10-day contract.
March 12, 2006Atlanta signs James Lang to a second 10-day contract.
March 6, 2006Hawks recall Donta Smith from Arkansas of the NBA Development League.
March 2, 2006Atlanta signs James Lang to a 10-day contract.
February 24, 2006Hawks waive Tony Delk .
January 5, 2006Atlanta waives John Thomas .
December 2, 2005Hawks assign Donta Smith to the Arkansas RimRockers of the NBA Development League.
November 25, 2005Atlanta claims John Thomas off waivers.
October 27, 2005Hawks waive Anthony Grundy and Ajani Williams .
October 13, 2005Atlanta waives Roderick Riley , Mark Strickland and Anthony Wilkins .
October 4, 2005Hawks sign free agents Anthony Grundy , Roderick Riley , Mark Strickland , Anthony Wilkins and Ajani Williams .
September 12, 2005Atlanta signs free agent Esteban Batista .
August 30, 2005Hawks announce signing of Tyrronn Lue , Salim Stoudamire and John Edwards .
August 19, 2005Atlanta obtains Joe Johnson from the Phoenix Suns in exchange for Boris Diaw and two conditional first-round picks.
August 11, 2005Hawks sign free agent Zaza Pachulia .
August 3, 2005Atlanta signs Milwaukee's restricted free agent Zaza Pachulia to an offer sheet.
July 12, 2005Hawks sign Marvin Williams to a contract.
July 5, 2005Atlanta releases Obinna Ekezie and James Thomas .
July 1, 2005Hawks decline to pick up the contract option on Peja Drobnjak , making him an unrestricted free agent.
June 28, 2005Atlanta selects Marvin Williams (No. 2), Salim Stoudamire (No. 31) and Chuk Akoyi (No. 59) in the 2005 NBA Draft.
April 16, 2005Hawks place James Thomas (back spasms) on the injured list, and activate Kevin Willis .
April 9, 2005Atlanta places Obinna Ekezie (strained left shoulder) on the IL, and signs James Thomas for the remainder of the season.
April 7, 2005Hawks place Al Harrington (right knee tendinitis) on the IL, and activate Michael Stewart .
March 14, 2005Hawks place Michael Stewart (low back spasms) on the IL, and activate Tony Delk .
March 8, 2005Atlanta places Kevin Willis (lower back strain) on the IL, and activates Donta Smith .
March 5, 2005Hawks activate Kevin Willis from the IL.
March 1, 2005Atlanta waives Gary Payton .
February 24, 2005Atlanta acquires a 2005 or future first-round pick, Gary Payton , Tom Gugliotta and Michael Stewart from the Boston Celtics in exchange for Antoine Walker ... Atlanta waives Kenny Anderson and Chris Crawford ... Atlanta places Tony Delk (left hand contusion) and Donta Smith (left knee tendinitis) on the injured list.
February 22, 2005Hawks place Kevin Willis (lower back strain) on the IL, and activate Al Harrington .
February 12, 2005Hawks place Kenny Anderson (left hamstring strain) on the IL, and activate Josh Smith .
February 7, 2005Hawks place Al Harrington (right knee tendinitis) on the IL, and activate Kenny Anderson .
February 2, 2005Atlanta places Josh Smith (sprained right ankle) on the IL, and activates Donta Smith .
January 31, 2005Hawks sign Obinna Ekezie for the remainder of the season.
January 29, 2005Atlanta places Kenny Anderson (left calf strain) on the IL, and activates Royal Ivey .
January 24, 2005Hawks place Donta Smith (left knee tendinitis) on the IL, and activate Kevin Willis .
January 20, 2005Hawks sign Obinna Ekezie to a second 10-day contract.
January 19, 2005Hawks place Royal Ivey (right knee tendinitis) on the IL, and activate Tony Delk .
January 10, 2005Atlanta places Kevin Willis (strained lower back) on the IL, and signs Obinna Ekezie to a 10-day contract.
January 6, 2005Atlanta places Tony Delk (left hand contusion/sprain) on the IL, and activates Donta Smith .
December 23, 2004Atlanta acquires Tyrronn Lue from the Houston Rockets in exchange for Jon Barry .
December 14, 2004Atlanta waives Jelani McCoy , and activates Royal Ivey from the IL.
November 30, 2004Hawks place Donta Smith (lower back strain) on the IL, and activate Kevin Willis .
November 26, 2004Hawks place Royal Ivey (sprained right medial collateral ligament) on the IL, and activate Donta Smith .
November 19, 2004Atlanta places Kevin Willis (strained right shoulder) on the IL, and activates Tony Delk .
November 8, 2004Hawks waive Anthony Miller and sign Jelani McCoy .
November 1, 2004Hawks place Chris Crawford (torn ACL, right knee), Tony Delk (sore right knee) and Donta Smith (lower back strain) on the IL.
October 28, 2004Hawks waive Lonny Baxter and Donnell Harvey .
October 22, 2004Atlanta signs Donnell Harvey , and waives Reggie Butler , Jeff Myers and Saddi Washington .
October 6, 2004Atlanta extends the contract of Executive VP and General Manager Billy Knight .
October 5, 2004Hawks sign Anthony Miller .
October 4, 2004Atlanta signs Saddi Washington , Reggie Butler , Jeff Myers and Lonny Baxter .

MAJOR TRANSACTIONS: 1968 - 2007, CONT.

- September 22, 2004Atlanta signs **Kevin Willis**.
- September 16, 2004Hawks sign **Kenny Anderson** and **Jon Barry**.
- August 24, 2004Hawks name **Larry Drew**, **Herb Brown**, **Bob Bender**, **Greg Ballard** and **David Fizdale** assistant coaches.
- August 16, 2004Hawks acquire **Predrag Drobnjak** from Charlotte for a 2005 second-round pick.
- August 4, 2004Atlanta acquires **Antoine Walker** and **Tony Delk** from Dallas in exchange for **Jason Terry**, **Alan Henderson** and a future first-round pick.
- July 15, 2004Hawks acquire **Al Harrington** from the Indiana Pacers in exchange for **Stephen Jackson** (sign-and-trade).
- July 12, 2004Atlanta signs first-round picks **Josh Childress** and **Josh Smith**.
- July 8, 2004Hawks name **Mike Woodson** as head coach.
- June 24, 2004Hawks select **Josh Childress** (No. 6), **Josh Smith** (No. 17), **Donta Smith** (No. 34), **Royal Ivey** (No. 37) and **Viktor Sanikidze** (No. 42) in the 2004 NBA Draft ... Hawks trade **Sanikidze** to the San Antonio Spurs for a 2005 second-round pick, and cash considerations.
- September 21, 2004Hawks sign free agent **Kevin Willis**.
- September 16, 2004Hawks sign free agents **Kenny Anderson** and **Jon Barry**.
- August 24, 2004Hawks name **Larry Drew**, **Herb Brown**, **Bob Bender**, **Greg Ballard** and **David Fizdale** assistant coaches.
- August 16, 2004Hawks acquire **Peja Drobnjak** from the Charlotte Bobcats in exchange for a 2005 second-round pick (from New York).
- August 4, 2004Atlanta acquires **Antoine Walker** and **Tony Delk** from the Dallas Mavericks in exchange for **Jason Terry**, **Alan Henderson** and a future first-round pick.
- July 15, 2004Hawks acquire **Al Harrington** from the Indiana Pacers in exchange for **Stephen Jackson** (sign-and-trade transaction).
- July 12, 2004Atlanta signs first-round picks **Josh Childress** and **Josh Smith**.
- July 8, 2004Hawks name **Mike Woodson** as the 10th full-time head coach in Atlanta history.
- June 24, 2004Atlanta selects **Josh Childress** (No. 6), **Josh Smith** (No. 17), **Donta Smith** (No. 34), **Royal Ivey** (No. 37) and **Viktor Sanikidze** (No. 42) in the 2004 NBA Draft...The Hawks trade **Sanikidze** to the San Antonio Spurs in exchange for a 2005 second-round pick and cash considerations.
- May 7, 2004Hawks dismiss **Terry Stotts** from head coaching position.
- March 31, 2004Atlanta Spirit LLC announces closing of sale for Atlanta Hawks, Thrashers franchises and Philips Arena operating rights with Turner Broadcasting System, Inc. Additionally, **Bernie Mullin** is named President and Chief Executive Officer, **Bill Duffy** named Executive Vice President and Chief Financial Officer, and **Ailey Penningroth** is named Vice President of Strategic Planning/Special Assistant to the President & CEO. Additionally, **Dominique Wilkins** is named Vice President/Basketball.
- March 28, 2004Atlanta signs **Jason Collier** for the remainder of the season.
- March 18, 2004Hawks sign **Michael Bradley** for the remainder of the season, and sign **Jason Collier** to a second 10-day contract.
- March 15, 2004Hawks waive forward **Chris Mills**, places center **Joel Przybilla** on the injured list, and signs center **Mamadou N'Diaye** for the rest of the season.
- March 12, 2004Atlanta announces that Atlanta Spirit LLC has received NBA approval to transfer operations to Atlanta Spirit LLC.
- March 9, 2004Atlanta signs forward **Josh Davis** to a 10-day contract.
- March 8, 2004Hawks sign forward **Jason Collier** to a 10-day contract.
- March 1, 2004Atlanta places forward **Chris Mills** on the injured list, and activates guard/forward **Travis Hansen**.
- February 28, 2004Hawks sign center **Mamadou N'Diaye** to a second 10-day contract.
- February 27, 2004Atlanta signs forward/center **Hiram Fuller** to a 10-day contract.
- February 25, 2004Hawks request waivers on guard **Dion Glover**.
- February 19, 2004Atlanta obtains a first-round pick (owed to Detroit from Milwaukee), guard **Bob Sura** and center **Zeljko Rebraca** from the Detroit Pistons, as well as veteran forward **Chris Mills** from the Boston Celtics, with forward **Rasheed Wallace** going to the Pistons in exchange. As part of the three-team deal, **Chucky Atkins**, **Lindsey Hunter**, a first-round draft pick and cash compensation go from Detroit to Boston in exchange for **Mike James**.
- February 19, 2004Hawks request waivers on **Terrell Brandon**, and place **Travis Hansen** and **Alan Henderson** on the injured list.
- February 18, 2004Hawks request waivers on **Michael Doleac**, and sign center **Mamadou N'Diaye** to a 10-day contract.
- February 15, 2004Atlanta acquires **Michael Doleac** (from the Knicks) and **Joel Przybilla** (from the Bucks), along with a 2005 second-round draft choice (from the Knicks), in exchange for **Nazr Mohammed** (to the Knicks) ... In addition, **Keith Van Horn** goes from New York to Milwaukee, while **Tim Thomas** goes from the Bucks to the Knicks.
- February 9, 2004Hawks obtain **Rasheed Wallace** and **Wesley Person** from Portland in exchange for **Shareef Abdur-Rahim**, **Theo Ratliff** and **Dan Dickau**.
- December 29, 2003Atlanta requests waivers on forward **Lee Nailon**, and activates forward **Alan Henderson** from the injured list.
- November 17, 2003Hawks, Braves and Thrashers president **Stan Kasten** announces his resignation.
- November 8, 2003Hawks place **Alan Henderson** on the injured list, and activate **Dan Dickau**.
- October 27, 2003Hawks place guards **Terrell Brandon** and **Dan Dickau** and forward/center **Obinna Ekezie** on the injured list.
- October 27, 2003Atlanta requests waivers on **Randy Holcomb**.
- October 23, 2003Hawks requests waivers on **Jerry Holman** and "Smush" **Parker**.
- October 17, 2003Hawks request waivers on guard **Tierre Brown**.
- October 3, 2003Atlanta signs free agent forward **Stephen Jackson**.
- September 29, 2003Hawks head coach **Terry Stotts** names **Larry Smith**, **Jim Boylan**, **Armond Hill** and **Mike McNeive** as his assistant coaches.
- September 26, 2003Hawks sign guard **Dion Glover** to a contract.
- September 25, 2003Atlanta announces the re-signing of guard **Jason Terry** to a contract.
- September 16, 2003Hawks announce that Turner Broadcasting System, Inc. (TBS, Inc.) and Atlanta Spirit LLC have signed a binding agreement for the transfer of ownership of the National Basketball Association's Atlanta Hawks franchise, the National Hockey League Atlanta Thrashers franchise and operating rights to the Atlanta sports and entertainment venue Philips Arena.
- September 11, 2003Hawks receive notification that guard **Jason Terry** has signed an offer sheet with the Utah Jazz.
- September 4, 2003Atlanta signs free agent guard **Jacque Vaughn**.
- August 11, 2003Hawks name **Billy Knight** as General Manager and **Terry Stotts** as Head Coach.
- August 6, 2003Hawks assistant coach **Alex English** accepts an assistant coaching position with the Philadelphia 76ers.
- July 23, 2003Atlanta acquires the contract and services of guard **Terrell Brandon** from the Timberwolves, and **Randy Holcomb** from the Philadelphia 76ers, along with a 2007 first-round pick, in exchange for sending forward **Glenn Robinson** and a 2006 second-round pick to the Sixers, as part of a four-team deal which includes New York and Minnesota.
- July 10, 2003Hawks sign draft picks **Boris Diaw** and **Travis Hansen** to contracts.
- July 26, 2003Atlanta selects guard/forward **Boris Diaw** in the first round (21st overall) and guard **Travis Hansen** in the second round (37th overall) of the 2003 NBA Draft.
- June 26, 2003Hawks extend qualifying offer to restricted free agent **Jason Terry**.
- May 29, 2003Hawks assistant coach **Steve Henson** accepts a position as assistant coach at University of South Florida.
- May 1, 2003Turner Broadcasting enters letter of intent with **David McDavid**, providing an exclusive negotiating period for the possible purchase of the Atlanta Hawks, Atlanta Thrashers and the operating rights to Philips Arena.
- April 14, 2003Hawks sign **Mikki Moore** for the remainder of the season.
- April 3, 2003Atlanta signs **Mikki Moore** to a second 10-day contract.
- April 2, 2003Hawks relieve VP/GM **Pete Babcock** of his duties.
- March 24, 2003Atlanta signs **Mikki Moore** to a 10-day contract.
- March 4, 2003Hawks sign **Brandon Williams** to a second 10-day contract.
- February 21, 2003**Jermaine Jackson** signed for the remainder of the season, and **Brandon Williams** signed to a 10-day contract.
- February 10, 2003Atlanta signs **Jermaine Jackson** to a second 10-day contract.
- February 2, 2003Hawks sign **Corey Benjamin** to his second 10-day contract.
- January 30, 2003Atlanta signs **Jermaine Jackson** to a 10-day contract.

MAJOR TRANSACTIONS: 1968 - 2007, CONT.

January 24, 2003	Hawks place Ira Newble on the injured list and activate Chris Crawford .
January 22, 2003	Atlanta signs Corey Benjamin to a 10-day contract.
January 20, 2003	Mike Wilks is signed to a second 10-day contract.
January 9, 2003	Hawks place Chris Crawford on the injured list, and sign Mike Wilks and Paul Shirley to 10-day contracts.
January 7, 2003	Atlanta requests waivers on guard Mike Wilks .
January 3, 2003	Hawks waive Matt Maloney and activate Dan Dickau from the injured list.
December 26, 2002	Atlanta relieves head coach Lon Kruger and assistant coach Gar Heard of their duties. Terry Stotts is named head coach, while Alex English is promoted from Director of Player Development to assistant coach, and Steve Henson remains as assistant coach.
December 24, 2002	Hawks sign guard Mike Wilks .
December 23, 2002	Guard Emanuel Davis is placed on the injured list.
December 10, 2002	Atlanta waives center Amal McCaskill and activated center Nazr Mohammed .
November 21, 2002	Hawks place Dan Dickau on the injured list and signed Matt Maloney .
November 9, 2002	Atlanta releases Antonio Harvey and activated Chris Crawford from the injured list.
October 31, 2002	Nazr Mohammed placed on the injured list, and signed Amal McCaskill .
October 28, 2002	Hawks place Chris Crawford and DerMarr Johnson on the injured list.
October 24, 2002	Atlanta releases Maurice Carter , Rod Grizzard and Paul Shirley from the training camp roster.
October 18, 2002	Hawks release Fred House and George Williams from the training camp roster.
October 11, 2002	Atlanta releases Mario Bennett from the training camp roster.
September 11, 2002	Hawks re-sign forward Ira Newble .
September 5, 2002	Atlanta names Harold Ellis as an advance scout.
August 20, 2002	Hawks name Terry Stotts and Steve Henson as assistant coaches, Alex English as Director of Player Development, and Dominique Wilkins as Player Development Assistant.
August 2, 2002	Atlanta acquires forward Glenn Robinson from the Milwaukee Bucks in exchange for Toni Kukoc , Leon Smith and a first round draft pick in 2003.
July 11, 2002	Hawks sign rookie point guard Dan Dickau .
July 26, 2002	Atlanta acquires the draft rights to Dan Dickau from the Sacramento Kings in exchange for a future first-round draft pick ... Atlanta selects David Andersen in the second round (37th overall) ... The Hawks trade Efthymios Rentziás to Philadelphia for two future second-round picks.
May 17, 2002	Hawks announce the promotion of Chris Grant to Director of Scouting.
May 15, 2002	Billy Knight named to newly created position of Director of Basketball Operations.
March 6, 2002	Atlanta granted an injury exception for Dion Glover , and sign Leon Smith for the remainder of the season.
February 17, 2002	Hawks place Theo Ratliff (right hip sprain) on the injured list and activate Toni Kukoc from the injured list.
February 15, 2002	Atlanta activates Alan Henderson from the injured list.
February 11, 2002	Ira Newble signed for the remainder of the season.
February 1, 2002	Hawks sign Ira Newble to a second 10-day contract.
January 29, 2002	Atlanta signs Mark Strickland for the remainder of the season.
January 24, 2002	Leon Smith signed to a second 10-day contract.
January 22, 2002	The NBA suspends Shareef Abdur-Rahim and Jason Terry for three games and one game respectively for their roles in an altercation during the fourth quarter of the Jan. 21 game against Houston ... Hawks place Emanuel Davis on the injured list and sign Ira Newble to a 10-day contract.
January 19, 2002	Atlanta signs Mark Strickland to a second 10-day contract.
January 14, 2002	Hawks sign Leon Smith to a 10-day contract.
January 10, 2002	Atlanta activates Theo Ratliff from the injured list and places Toni Kukoc (fractured right wrist) on the injured list.
January 9, 2002	Chris Crawford (tom ACL, left knee) is placed on the injured list and Mark Strickland is signed to a 10-day contract.
January 7, 2002	Hawks request waivers on Mark Strickland and Reggie Slater ... Chris Crawford is activated from the injured list.
December 13, 2001	Atlanta signs Reggie Slater .
November 18, 2001	Dickey Simpkins is waived.
November 14, 2001	Hawks sign Dickey Simpkins .
November 13, 2001	Atlanta signs forward Mark Strickland ... Hawks activate Shareef Abdur-Rahim from the injured list, and in a separate transaction, places forward Chris Crawford (tom ACL, left knee) on the injured list.
November 10, 2001	Toni Kukoc is activated from the injured list and Shareef Abdur-Rahim (left knee contusion) is placed on the injured list.
November 6, 2001	Hawks place Toni Kukoc (strained left quadricep muscle) is placed on the injured list.
November 5, 2001	Atlanta places Theo Ratliff (right hip flexor and slight groin pull) on the injured list.
October 29, 2001	Alan Henderson (inflammation, right knee) is placed on the injured list.
October 26, 2001	Hawks exercise their option on fourth-year contracts of Jason Terry and Dion Glover .
October 24, 2001	Atlanta requests waivers on Ira Newble , Ivano Newbill and Scoonie Penn .
October 9, 2001	Hawks release Juan "Pepe" Sanchez .
October 2, 2001	Free agents Ivano Newbill , Ira Newble , Scoonie Penn and Juan "Pepe" Sanchez signed.
July 30, 2001	Atlanta signs free agent guard Jacque Vaughn .
July 27, 2001	Free agent guard Emanuel Davis signs with Atlanta.
July 19, 2001	Hawks agree to terms with free agent center Nazr Mohammed .
June 27, 2001	Atlanta drafts Maryland's Terence Morris with the 34th overall pick in the 2001 NBA Draft, and trades his rights to the Houston Rockets for a future first round pick.
June 27, 2001	Hawks draft Iowa State's Jamaal Tinsley with the 27th overall pick in the 2001 NBA Draft, and trade his rights to the Indiana Pacers for a future first round pick.
June 27, 2001	Hawks reach an agreement in principle to acquire Shareef Abdur-Rahim and the 27th overall pick in the 2001 NBA Draft from the Vancouver Grizzlies in exchange for Brevin Knight , Lorenzen Wright and Pau Gasol , the third overall pick in the 2001 NBA Draft.
March 19, 2001	Atlanta activates Lorenzen Wright from the injured list.
March 12, 2001	Pepe Sanchez is waived and Matt Maloney is activated from the injured list.
March 10, 2001	Hawks place Lorenzen Wright (sprained right thumb) on the injured list.
February 23, 2001	Theo Ratliff (stress fracture, right wrist) is placed on injured list and Hanno Motzola is activated.
February 22, 2001	Atlanta releases Ira Bowman and Larry Robinson from 10-day contracts, and acquires Theo Ratliff , Toni Kukoc , Nazr Mohammed and Pepe Sanchez from the Philadelphia 76ers in exchange for Dikembe Mutombo and Roshown McLeod .
February 16, 2001	Roshown McLeod is placed on the injured list and Ira Bowman is signed to a 10-day contract.
February 14, 2001	Hawks place Matt Maloney (strained right hand) on the injured list.
February 13, 2001	Atlanta places Hanno Motzola (sprained left elbow) on the injured list.
February 5, 2001	Tony Smith is not offered a second 10-day contract and Matt Maloney is activated.
February 2, 2001	Brevin Knight is activated from the injured list.
January 26, 2001	Hawks place Brevin Knight (strained right groin) on the injured list.
January 25, 2001	Sean Colson is waived and Tony Smith is signed to a 10-day contract.
January 18, 2001	Hawks sign Sean Colson to a 10-day contract.
January 17, 2001	Atlanta places Matt Maloney (strained right hand) on the injured list.
January 13, 2001	The No. 21 jersey of Hawks and NBA legend Dominique Wilkins is retired at Philips Arena.
January 13, 2001	Atlanta waives Andy Panko , and activates Chris Crawford from the injured list.
January 6, 2001	Alan Henderson is activated from the injured list.

MAJOR TRANSACTIONS: 1968 - 2007, CONT.

January 5, 2001	Andy Panko is signed to a 10-day contract.
January 2, 2001	Hawks acquire Brevin Knight from the Cleveland Cavaliers in exchange for Jim Jackson , Anthony Johnson and Larry Robinson .
December 26, 2000	Atlanta activates Jim Jackson from the injured list.
December 19, 2000	Alan Henderson (sprained left shoulder) is placed on the injured list.
December 15, 2000	Atlanta places Jim Jackson (sprained right knee) on the injured list and activates Roshown McLeod .
December 12, 2000	Hawks place Chris Crawford (sprained left ankle and sore right big toe) on the injured list.
November 28, 2000	Dion Glover activated from injured list.
November 24, 2000	Jim Jackson (sprained medial collateral ligament, right knee) is placed on the injured list.
November 14, 2000	Atlanta places Roshown McLeod on the injured list and Cal Bowdler is activated.
November 8, 2000	Hawks waive Anthony "Pig" Miller , and activate Dikembe Mutombo from the injured list.
October 30, 2000	Cal Bowdler (sprained medial collateral ligament, right knee), Dion Glover (stress fracture, left foot) and Dikembe Mutombo (mild case of malaria) are placed on the injured list, and Roshown McLeod's contract is extended to a fourth year (for the 2001-02 season).
October 28, 2000	Dan Cross , Stephen Howard and Rick Hughes are waived.
October 26, 2000	Free agent Chris Carrawell signs, and is waived.
October 25, 2000	Atlanta signs free agent Stephen Howard .
October 22, 2000	Hawks sign free agents Dan Cross and Rick Hughes .
October 2, 2000	Atlanta signs free agents Pete Chilcutt , Anthony "Pig" Miller , Matt Maloney , Michael Hawkins , Larry Robinson and Jason Sasser to contracts.
August 24, 2000	Hawks name Wally Blase as Athletic Trainer and Tom Smith as assistant trainer/equipment manager.
August 18, 2000	Atlanta signs free agent guard Anthony Johnson to a contract, marking his second tour of duty with the Hawks.
July 26, 2000	Hawks sign second round pick Hanno Mötölä to a contract.
July 14, 2000	Atlanta signs first round pick DerMarr Johnson to a contract.
July 10, 2000	Hawks name Gar Heard as an assistant coach, joining the staff of Lon Kruger .
June 28, 2000	Atlanta selects DerMarr Johnson (sixth overall), Hanno Mötölä (40th overall) and Scoonie Penn (56th overall) in NBA Draft 2000.
June 8, 2000	Hawks name Rick Mahorn and Eric Musselman as assistant coaches to Lon Kruger's staff.
May 25, 2000	Atlanta names former Illinois head coach Lon Kruger as the eighth full-time head coach in Atlanta Hawks history.
April 24, 2000	Head coach Lenny Wilkens elects to resign his position.
March 27, 2000	Hawks sign Drew Barry for the remainder of the season.
March 17, 2000	Atlanta places Isaiah Rider on waivers.
February 25, 2000	Hawks activate Dion Glover from the injured list.
February 24, 2000	Atlanta trades Anthony Johnson to the Orlando Magic in exchange for a future second-round pick.
February 13, 2000	Hawks center Dikembe Mutombo plays in the All-Star game for the sixth time in his career.
January 28, 2000	Hawks place Dion Glover on the injured list and activate Roshown McLeod .
December 30, 1999	Isaiah Rider suspended by the Hawks for one game.
December 22, 1999	Atlanta requests waivers on Brandon Williams and activates LaPhonso Ellis from the injured list.
December 15, 1999	Hawks sign Brandon Williams to a contract.
December 8, 1999	Atlanta places Roshown McLeod (strained hamstring) on the injured list.
November 15, 1999	Hawks suspend Isaiah Rider (violation of team rules) for one game.
November 6, 1999	The Hawks win their first game ever at Philips Arena, beating the Chicago Bulls, 113-77.
November 4, 1999	Atlanta plays their first game ever at Philips Arena, a 119-109 loss to the Milwaukee Bucks.
November 1, 1999	LaPhonso Ellis is placed on the injured list (strained calf).
October 18, 1999	Atlanta requests waivers on Raja Bell , Terik Brown , Tom Wideman and Kevin Jobity .
August 17, 1999	Hawks request waivers on Tyrone Corbin and Duane Ferrell .
August 8, 1999	Atlanta acquires Lorenzen Wright from the Los Angeles Clippers in exchange for two first round draft picks.
August 2, 1999	Hawks acquire guards Isaiah "J.R." Rider and Jim Jackson from the Portland Trail Blazers in exchange for guards Steve Smith and Ed Gray .
July 15, 1999	Hawks sign first round pick Dion Glover to a multi-year contract.
July 14, 1999	Atlanta signs first round picks Jason Terry and Cal Bowdler to multi-year contracts.
June 30, 1999	The Hawks select Arizona's Jason Terry with the 10th overall pick in the 1999 NBA Draft. Cal Bowdler (17th overall), Dion Glover (20th overall), Jumaine Jones (27th overall) and Roberto Bergersen (52nd overall) round out the team's draft picks. Jones (to Philadelphia for a future first round draft pick) and Bergersen (to Portland for cash considerations) are traded on draft night.
June 29, 1999	The Hawks trade guard Mookie Blaylock , along with the 21st pick in the 1999 NBA Draft, to the Golden State Warriors in exchange for guard Vernell "Bimbo" Coles , forward Duane Ferrell and the 10th overall selection.
May 9, 1999	Dikembe Mutombo is awarded the NBA's IBM Award, given to the player who makes the biggest contribution to his team.
April 16, 1999	Atlanta activates Steve Smith from the injured list.
April 8, 1999	Hawks sign Jeff Sheppard for the remainder of the season.
April 5, 1999	Atlanta announces the hiring of former Hawks player Jim Washington as Director of Community Affairs.
April 2, 1999	Atlanta places Steve Smith on the injured list.
March 29, 1999	Jeff Sheppard is signed to a second 10-day contract.
March 19, 1999	Hawks sign Jeff Sheppard to a 10-day contract.
March 14, 1999	LaPhonso Ellis is placed on the injured list.
March 4, 1999	Hawks release Jeff Sheppard and activate Steve Smith from the injured list.
February 22, 1999	Atlanta places Steve Smith on the injured list and re-signs Jeff Sheppard .
February 19, 1999	Hawks release Scot Pollard and Shammond Williams .
February 13, 1999	Scot Pollard is activated from the injured list.
February 12, 1999	Atlanta releases Jeff Sheppard .
February 4, 1999	Hawks place Scot Pollard on the injured list.
February 2, 1999	Atlanta releases Kebu Stewart .
January 1, 1999	Hawks sign Grant Long to a contract and request waivers on Bakari Hendrix .
January 30, 1999	Atlanta faces the Charlotte Hornets in a free pre-season game at Georgia Tech.
January 30, 1999	Atlanta signs free-agent forward LaPhonso Ellis to a multi-year contract.
January 25, 1999	Hawks release Mitch Henderson , Brian Oliver and Jason Lawson .
January 21, 1999	The Hawks sign free agent guard Anthony Johnson and free agent center Mark West , while reaching agreements with draft picks Roshown McLeod and Shammond Williams .

MAJOR TRANSACTIONS: 1968 - 2007, CONT.

- January 7, 1999.....NBA owners ratify collective bargaining agreement, assuring a 1998-99 season.
- October 2, 1998.....**Lenny Wilkens** is enshrined into the Naismith Memorial Basketball Hall of Fame as a coach, joining **John Wooden** as the only people to be inducted twice (once as player, once as coach).
- June 24, 1998.....The Hawks select **Roshown McLeod** (20th pick overall) and **Cory Carr** (49th overall) in the 1998 NBA Draft. Atlanta then trades the draft rights to Carr, along with two future second round draft picks, to Chicago for the rights to **Shammond Williams** (34th selection overall).
- June 23, 1998.....The Basketball Hall of Fame announces that **Lenny Wilkens** will be re-enshrined to the Hall, this time as a coach, joining **John Wooden** as the only men to be inducted twice.
- May 20, 1998.....**Dikembe Mutombo** is named to the All-NBA third team.
- May 6, 1998.....**Dikembe Mutombo** named to the league's All-Defensive first team, while **Mookie Blaylock** is selected to the second team.
- May 5, 1998.....**Dikembe Mutombo** is named the NBA's Defensive Player of the Year for the second straight year, and third time in four seasons.
- April 30, 1998.....**Alan Henderson** is honored as the NBA's Most Improved Player for the 1997-98 season.
- April 28, 1998.....**Steve Smith** wins the NBA's 1997-98 J. Walter Kennedy Citizenship Award.
- March 10, 1998.....**Eldridge Recasner** is activated from the injured list.
- March 9, 1998.....Hawks opt not to re-sign **Brian Oliver**.
- February 27, 1998.....**Brian Oliver** is re-signed to a second 10-day contract.
- February 17, 1998.....Hawks sign **Brian Oliver** to a 10-day contract.
- February 16, 1998.....**Lloyd Daniels** is released.
- February 13, 1998.....Hawks sign **Lloyd Daniels** to a 10-day contract.
- February 11, 1998.....**Drew Barry** is signed for the remainder of the season.
- January 30, 1998.....Hawks sign **Drew Barry** to a second 10-day contract.
- January 27, 1998.....**Dikembe Mutombo** is selected (by fan vote) as the starting center for the Eastern Conference All-Star team, while **Steve Smith** is added as a reserve by the Eastern Conference coaches.
- January 26, 1998.....**Ed Gray** is removed from the suspended list, but remains on the injured list.
- January 20, 1998.....Hawks activate **Mookie Blaylock** from the injured list, opt not to sign **Randy Livingston** to a second 10-day contract and sign **Drew Barry** to a 10-day contract.
- January 19, 1998.....**Ed Gray** is placed on the suspended list (violation of team policies).
- January 12, 1998.....**Steve Smith** is named NBA Player of the Week.
- January 10, 1998.....Hawks sign **Randy Livingston** to a 10-day contract.
- January 9, 1998.....**Mookie Blaylock** and **Ed Gray** are placed on the injured list.
- December 19, 1997.....Hawks request waivers on **Randy Livingston** and activate **"Pig" Miller** from the injured list.
- December 9, 1997.....**Anthony "Pig" Miller** is placed on the injured list and **Randy Livingston** is signed.
- November 20, 1997.....Hawks request waivers on **Randy Livingston** and activate **Eldridge Recasner**.
- November 10, 1997.....**Dikembe Mutombo** is named the NBA Player of the Week.
- November 7, 1997.....Hawks requested waivers on **Donald Whiteside** and signed **Randy Livingston**.
- October 30, 1997.....**Eldridge Recasner** is placed on the injured list and request waivers on **Ken Norman**.
- October 28, 1997.....Hawks release **Matt Steigenga**.
- October 19, 1997.....**Drew Barry** and **Walter Bond** are released.
- October 9, 1997.....Turner Sports and Entertainment Development, Inc. unveils design of the new downtown facility to serve as home of the Hawks and the NHL expansion Thrashers, scheduled to open in September, 1999.
- October 8, 1997.....Hawks release **David Crouse**, **Chris King** and **Jared Prickett**.
- September 29, 1997.....Hawks trade **Priest Lauderdale** to the Denver Nuggets in exchange for **Efthimos Rentzias** and a second-round selection in 2000.
- September 12, 1997.....Hawks re-sign free agent **Eldridge Recasner** to a contract.
- August 29, 1997.....Hawks Athletic Trainer **Joe O'Toole** announces his retirement, effective October 1. Strength and Conditioning Coach **Chris Tucker** is named as his replacement.
- August 29, 1997.....**Mookie Blaylock** signs a four-year contract extension, effective after the 1997-98 season.
- August 27, 1997.....Head Coach **Lenny Wilkens** is signed to a four-year contract extension, taking him through 2001-02 season.
- July 8, 1997.....Announced the hiring of **Phil Hubbard** as an assistant coach, replacing **Bill Hanzlik**, who was named head coach of the Denver Nuggets.
- June 25, 1997.....Atlanta selects **Ed Gray** (1st Round, 22nd overall), along with **Alain Digbeu** (2nd Round, 50th overall) and **Chris Crawford** (2nd Round, 51st overall) in the 1997 NBA Draft.
- April 29, 1997.....**Dikembe Mutombo** (1st team) and **Mookie Blaylock** (2nd team) are named to the NBA's All-Defensive Team.
- April 24, 1997.....**Dikembe Mutombo** is named the NBA's Defensive Player of the Year for the second time.
- March 25, 1997.....Hawks sign **Darrin Hancock** for the remainder of the season.
- March 15, 1997.....**Darrin Hancock** is signed to a second 10-day contract.
- March 5, 1997.....Signed **Darrin Hancock** to a 10-day contract.
- March 4, 1997.....Atlanta released **Donnie Boyce**.
- February 24, 1997.....Hawks placed **Ken Norman** on the injured list and activated **Tyrone Corbin**.
- February 15, 1997.....Placed **Tyrone Corbin** on the injured list and activated **Alan Henderson**.
- February 5, 1997.....**Christian Laetner** and **Dikembe Mutombo** are named as reserves to the 1997 Eastern Conference All-Star Team. Mutombo started the game, replacing injured starter Patrick Ewing.
- January 7, 1997.....Requested waivers on **Darrin Hancock** and **Willie Burton** and activated **Tyrone Corbin**.
- January 2, 1997.....Atlanta signs **Darrin Hancock** to a contract.
- December 31, 1996.....Hawks placed **Willie Burton** on the injured list.
- December 20, 1996.....Atlanta signs **Henry James** to a contract.
- December 19, 1996.....Placed **Tyrone Corbin** on the injured list.
- December 2, 1996.....Activated **Priest Lauderdale** from the injured list.
- November 26, 1996.....Hawks release **Derrick Alston**.
- November 18, 1996.....Released **Anthony "Pig" Miller** and activated **Ken Norman** from the injured list.
- November 14, 1996.....Atlanta signs **Anthony "Pig" Miller** to a contract.
- November 13, 1996.....Hawks place **Priest Lauderdale** on the injured list and sign **Derrick Alston** to a contract.
- November 12, 1996.....Atlanta places **Alan Henderson** on the injured list.
- November 4, 1996.....Placed **Ken Norman** on the injured list and signed **Willie Burton** to a contract.
- October 29, 1996.....**Zarko Paspalj** is released.

MAJOR TRANSACTIONS: 1968 - 2007, CONT.

- October 28, 1996 Atlanta requests waivers on **Willie Burton**, **Melvin Booker** and **Horacio Llamas**.
- October 2, 1996 Sign **Zarko Paspalj**, **Melvin Booker**, **Pat Durham** and **Ivano Newbill** to contracts.
- September 27, 1996 Sign free agent **Eldridge Recasner** to a contract.
- September 12, 1996 Atlanta signs free agents **Tyrone Corbin** and **Willie Burton** to contracts.
- September 9, 1996 Hawks sign first round pick **Priest Lauderdale** to a three-year contract.
- September 5, 1996 Atlanta announces that the club has hired **Stan Albeck** as an assistant coach/scout, replacing **Jack Nolan**, who took a position as an assistant coach with the Dallas Mavericks.
- August 13, 1996 Hawks sign **Jon Barry** to a one-year contract.
- August 9, 1996 Atlanta signs **Horacio Llamas** to a contract.
- August 5, 1996 Hawks re-sign **Donnie Boyce** to a one-year contract.
- July 23, 1996 Atlanta re-signs **Steve Smith** to a seven-year contract.
- July 25, 1996 Atlanta waives **Donnie Boyce** and **Blair Rasmussen**, while renouncing veteran free agents **Craig Ehlo**, **Matt Bullard** and **Reggie Jordan**.
- July 15, 1996 Atlanta reaches agreement on a multi-year contract with center **Dikembe Mutombo** and trades **Stacey Augmon** and **Grant Long** to the Detroit Pistons in exchange for two first round and two second round draft picks.
- June 28, 1996 Hawks elect not to exercise the option on **Craig Ehlo's** contract, making him a free agent.
- June 26, 1996 Hawks draft center **Priest Lauderdale** with the 28th overall pick in the 1996 NBA Draft.
- June 25, 1996 Atlanta trades the 45th and 47th overall picks in the 1996 NBA Draft to the Seattle Sonics in exchange for the 28th overall selection (second to last pick of the first round).
- June 12, 1996 The New York Knicks notify the Hawks that they will exercise their option and take Atlanta's first-round pick (19th overall) in the 1996 NBA Draft.
- March 26, 1996 Hawks sign **Reggie Jordan** for the remainder of the season.
- March 16, 1996 Atlanta signs **Reggie Jordan** to a second 10-day contract.
- March 9, 1996 Hawks release **Todd Mundt** and activate **Donnie Boyce** from the injured list.
- March 6, 1996 Atlanta signs **Reggie Jordan** to a 10-day contract.
- March 1, 1996 Hawks release **Howard Nathan**.
- February 22, 1996 Atlanta obtains **Christian Laettner** and **Sean Rooks** from the Minnesota Timberwolves in exchange for **Andrew Lang** and **Spud Webb** and signs **Howard Nathan** to a 10-day contract.
- February 5, 1996 Hawks release **Ronnie Grandison**.
- January 26, 1996 Atlanta signs **Ronnie Grandison** to a second 10-day contract.
- January 16, 1996 Hawks sign **Ronnie Grandison** to a 10-day contract.
- January 5, 1996 Atlanta releases **Tim Kempton**.
- December 14, 1995 Hawks release **Howard Nathan** and sign **Tim Kempton**.
- October 30, 1995 Atlanta releases **Troy Brown**, **Cuonzo Martin** and **Gaylon Nickerson**.
- October 15, 1995 Hawks release **Alex Blackwell**.
- October 5, 1995 Atlanta signs **Stacey Augmon** to a five-year contract and second round pick **Troy Brown** to a one-year deal. The Hawks also sign free agents **Howard Nathan**, **Todd Mundt**, **Matt Bullard** and **Alex Blackwell** prior to the start of training camp.
- October 1, 1995 Hawks sign second round pick **Donnie Boyce** to a two-year contract.
- September 25, 1995 Atlanta signs first round pick **Alan Henderson** to a three-year contract and second-round pick **Cuonzo Martin** to a one-year deal.
- July 1, 1995 **Greg Anderson**, **Jon Koncack**, **Jim Les** and **Ennis Whatley** become unrestricted free agents, and **Stacey Augmon** becomes a restricted free agent.
- June 29, 1995 Atlanta acquires **Anthony "Spud" Webb** from the Sacramento Kings in exchange for **Tyrone Corbin**.
- June 28, 1995 The Hawks select **Alan Henderson** (16th overall), **Donnie Boyce** (42nd overall), **Troy Brown** (45th overall) and **Cuonzo Martin** (57th overall) in the 1995 NBA Draft.
- June 27, 1995 Atlanta names **Jerry Powell** as an assistant coach.
- June 23, 1995 Hawks unveil new logo and uniforms for the 1995-96 season.
- June 19, 1995 Hawks assistant coach **Brian Winters** is named first coach of the expansion Vancouver Grizzlies.
- June 14, 1995 Atlanta informs the Miami Heat of the Hawks' intention of keeping their number one draft selection (16th overall) for the 1995 NBA Draft and as a result, Miami receives Atlanta's number one selection in the 1996 draft.
- April 24, 1995 **Lenny Wilkens** is named head coach of the 1996 US Olympic Team.
- March 23, 1995 Activated **Craig Ehlo** off the injured list and released **Morlon Wiley**.
- March 21, 1995 Sign **Ennis Whatley** for the remainder of the season.
- March 14, 1995 Sign **Morlon Wiley** to a second 10-day contract.
- March 11, 1995 Sign **Ennis Whatley** to a second 10-day contract.
- March 4, 1995 Placed **Jim Les** on the injured list and signed **Morlon Wiley** to a 10-day contract.
- March 1, 1995 Sign **Ennis Whatley** to a 10-day contract.
- February 24, 1995 Place **Craig Ehlo** on the injured list.
- January 6, 1995 **Lenny Wilkens** becomes the winningest coach in NBA history with a 112-90 victory over Washington. He earns victory #939, surpassing **Red Auerbach**.
- December 15, 1994 Sign **Greg Anderson** and release **Sergei Bazarevich**.
- November 29, 1994 Activate **Craig Ehlo** from the injured list and release **Fred Vinson**.
- November 7, 1994 Acquire **Steve Smith**, **Grant Long** and a future second round draft pick from the Miami Heat in exchange for **Kevin Willis** and a future first round selection.
- November 3, 1994 Place **Craig Ehlo** on the injured list.
- September 16, 1994 Atlanta acquires **Tyrone Corbin** along with a 1995 second-round draft pick from the Utah Jazz in exchange for **Adam Keefe**.
- September 14, 1994 Hawks re-sign free agent **Craig Ehlo** to a two-year contract with an option year.
- August 11, 1994 Hawks sign free agent guard **Jim Les** to a two-year contract.
- June 29, 1994 The Hawks select guard **Gaylon Nickerson** from NW Oklahoma State with the 34th pick in the second round in the 1994 NBA Draft, the club's only selection. Atlanta's first round pick goes to the Los Angeles Clippers as a result of the Dominique Wilkins/Danny Manning trade.
- June 22, 1994 Atlanta acquires **Ken Norman** from Milwaukee in exchange for the rights to **Roy Hinson**.
- May 27, 1994 **Lenny Wilkens** named IBM NBA Coach of the Year to go along with that same honor from The Sporting News, Basketball Weekly and Basketball Digest.

MAJOR TRANSACTIONS: 1968 - 2007, CONT.

- May 13, 1994 Hawks president **Stan Kasten** announces the club's intentions of building a new arena for the Hawks, perhaps to be ready for the 1999 season, with hopes of drawing an NHL franchise to the building as well.
- May 11, 1994 **Mookie Blaylock** selected to the NBA's All-Defensive First Team.
- April 23, 1994 Atlanta clinches its first Central Division title since 1986-87 and home court advantage throughout the Eastern Conference playoffs with a 93-89 win over Orlando in the Hawks' last game of the regular season.
- February 24, 1994 Hawks acquire **Danny Manning** from the Los Angeles Clippers in exchange for **Dominique Wilkins** and a conditional 1994 or 1995 first round draft pick.
- February 15, 1994 **Dominique Wilkins** becomes the NBA's ninth all-time leading scorer with 23,178 points.
- February 10, 1994 **Dominique Wilkins** becomes the NBA's 10th all-time leading scorer with 23,150 points.
- February 2, 1994 **Lenny Wilkens** becomes the second coach in NBA history to win 900 games, joining **Arnold "Red" Auerbach**.
- February 2, 1994 **Dominique Wilkins** and **Mookie Blaylock** named to the Eastern Conference All-Star team for the February 13th game in Minneapolis, Minnesota.
- January 28, 1994 **Lenny Wilkens** along with assistant coaches **Dick Helm** and **Brian Winters** named coaches of the Eastern Conference All-Star squad.
- December 16, 1993 **Doug Edwards** is activated off the injured list.
- December 13, 1993 Hawks release **John Bagley**.
- November 26, 1993 Atlanta signs **John Bagley**.
- November 23, 1993 Hawks release **Ricky Grace**.
- November 6, 1993 Atlanta releases **Todd Mundt** and signs **Ricky Grace**.
- November 2, 1993 Atlanta waives **Steve Henson**, **Rich Manning** and **Greg Foster**.
- October 14, 1993 Hawks release **Byron Dinkins** and **Corey Allen**.
- September 7, 1993 Hawks sign free agent center **Andrew Lang** to a six-year deal.
- July 2, 1993 Hawks sign free agent **Craig Ehlo** to a three-year deal.
- July 1, 1993 Contract offers are tendered to **Steve Henson** and **Greg Foster**, and the option year is picked up on the contract of **Duane Ferrell**.
- June 29, 1993 Hawks select **Doug Edwards** of Florida State with the 15th pick in the first round of the 1993 NBA Draft. With the second pick (40th overall), the club picked Washington's **Richard Manning**.
- June 9, 1993 Guard **Mookie Blaylock** is signed to a new five-year contract, negating the option year on his previous contract with the New Jersey Nets.
- June 1, 1993 Former Cleveland coach **Lenny Wilkens** becomes the seventh full-time head coach of the Atlanta Hawks. He later names **Dick Helm** and **Brian Winters** as his assistants.
- May 10, 1993 **Bob Weiss'** contract as Hawks head coach is not renewed.
- April 1, 1993 **Randy Breuer** signed for the remainder of the season.
- March 22, 1993 **Randy Breuer** signed to his second 10-day contract.
- March 10, 1993 **Blair Rasmussen** placed on the injured list (back) and **Randy Breuer** is signed to a 10-day contract.
- February 2, 1993 **Dominique Wilkins** becomes the franchise's all-time leading scorer, breaking **Bob Pettit'** record of 20,880 points. Wilkins ends the 1992-93 season with 22,096 points.
- January 25, 1993 **Blair Rasmussen** is activated and **Alex Stivins** is released.
- January 20, 1993 **Alex Stivins** signed to his second 10-day contract.
- January 12, 1993 **Dominique Wilkins** is activated and **Blair Rasmussen** is placed on the injured list (back).
- January 10, 1993 **Alex Stivins** signed to a 10-day contract.
- January 6, 1993 **Blair Rasmussen** is activated, and the club releases **Andre Spencer** and **Alex Stivins**.
- January 1, 1993 Hawks sign **Alex Stivins** and release **Morton Wiley**.
- December 24, 1992 **Blair Rasmussen** is placed on the injured list (back) and the club signs **Andre Spencer**.
- December 22, 1992 **Dominique Wilkins** is placed on the injured list (fractured finger) and the club signs **Steve Henson**.
- December 15, 1992 **Jeff Sanders** is released and Atlanta signs **Greg Foster**.
- November 6, 1992 **Dominique Wilkins** scores his 20,000th point with a one-handed baseline jumper in the season opener against New York.
- November 5, 1992 **Ronnie Coleman** is released from training camp.
- November 3, 1992 Hawks obtain **Mookie Blaylock** and **Roy Hinson** from New Jersey for **Rumeal Robinson**. In addition, the team waives **Rodney Monroe**, **Emmer Bennett** and **Dan Cyruulik**.
- October 15, 1992 **LaKeith Humphrey** and **Mark Strickland** are released from training camp.
- August 28, 1992 **Gary Wortman** named Assistant Coach and Director of Scouting.
- August 14, 1992 Hawks sign **Paul Graham** to a two-year contract with an option. The club confirms **Alexander Volkov** has signed a contract with Panasonic Reggio Calabria in Italy.
- August 13, 1992 Former Director of Scouting **Ed Badger** joins Indiana as an assistant coach.
- July 11, 1992 Hawks sign **Adam Keefe** to a five-year contract, replacing the salary of guard **Maurice Cheeks**.
- June 24, 1992 Hawks select Stanford's **Adam Keefe** with the 10th pick in the first round of the 1992 NBA Draft. Notre Dame's **Emmer Bennett** is Atlanta's choice in the second round.
- March 23, 1992 Rookie forward **Stacey Augmon** scores the NBA's 6,000,000th point in the second quarter on a layup against Golden State.
- March 17, 1992 Signed **Jeff Sanders** to a contract for remainder of the season.
- March 7, 1992 Signed **Jeff Sanders** to second 10-day contract.
- February 26, 1992 Placed **Dominique Wilkins** on the injured list and signed **Jeff Sanders** to a 10-day contract.
- February 9, 1992 **Kevin Willis** registers eight points and four rebounds in 14 minutes in his first All-Star Game appearance.
- January 30, 1992 **Dominique Wilkins** undergoes successful surgery on his right Achilles tendon at the Hughston Sports Medicine Hospital in Columbus, GA.
- January 29, 1992 Hawks forward **Kevin Willis** is named to replace injured teammate **Dominique Wilkins** on the Eastern Conference All-Star squad.
- January 28, 1992 Hawks forward **Dominique Wilkins** is named as a reserve to the Eastern Conference All-Star team. In the second quarter (5:32 left) of that night's game against Philadelphia, Wilkins suffers a ruptured Achilles tendon. The injury forces him to miss the remainder of the 1991-92 season.
- January 2, 1992 Released **Gary Leonard** and signed **Morton Wiley**.
- November 25, 1991 **Kevin Willis** named Edge/NBA Player of the Week.
- November 12, 1991 **Travis Mays** is lost for season after ankle surgery to repair two torn tendons.
- November 8, 1991 Placed **Travis Mays** on injured list and signed **Paul Graham**.
- October 31, 1991 Released **Paul Graham** from training camp.
- October 30, 1991 Released guards **Clifford Lett** and **Darren Henrie** and center **Dave Popson** from training camp.
- October 2, 1991 Hawks obtain **Maurice Cheeks** from New York for **Tim McCormick**.

MAJOR TRANSACTIONS: 1968 - 2007, CONT.

August 13, 1991	Hawks name Bob Weinhauer assistant coach, replacing Kevin Loughery who joined the Miami Heat as their head coach on June 27, 1991.
July 1, 1991	Hawks obtain Blair Rasmussen from Denver for the draft rights to Anthony Avent (15th overall pick), and Travis Mays from Sacramento for Anthony "Spud" Webb .
June 26, 1991	Hawks trade Glenn "Doc" Rivers to L.A. Clippers for rights to the ninth pick in the 1991 NBA Draft.
April 1, 1991	Hawks waive Trevor Wilson .
March 13, 1991	Hawks place Trevor Wilson on injured list and activate Gary Leonard .
March 3, 1991	Dominique Wilkins named Edge/NBA Player of the Month for February.
March 1, 1991	Hawks sign free agent Gary Leonard and place him on the suspended list.
January 2, 1991	Bob Weiss named Digital/NBA Coach of the Month for December.
January 8, 1991	Dominique Wilkins named Edge/NBA Player of the Week.
November 13, 1990	Hawks activate Jon Koncak from injured list and waive Howard Wright .
November 2, 1990	Hawks place Jon Koncak on injured list and re-sign Duane Ferrell .
November 1, 1990	Hawks place Alexander Volkov on injured list after undergoing surgery on his fractured wrists.
October 31, 1990	Hawks waive Duane Ferrell and Darren Henrie from training camp roster.
October 19, 1990	Hawks waive Stephen Bardo and Scott Haffner from training camp roster.
October 2, 1990	Hawks waive Henry Turner and Lanard Copeland from training camp roster.
September 27, 1990	Hawks trade Kenny Smith and Roy Marble to Houston for Tim McCormick and John Lucas .
June 19, 1990	Bob Weiss names Kevin Loughery and Johnny Davis as his new assistant coaches.
May 22, 1990	Bob Weiss replaces Michael Fratello as the sixth Atlanta head coach.
April 23, 1990	Michael Fratello resigns as Hawks head coach.
March 15, 1990	Glenn Rivers returns from injured list. Mike Williams is released and Duane Ferrell is signed for remainder of the season.
March 6, 1990	Jon Koncak returns from injured list and Duane Ferrell is signed to a second 10-day contract.
February 22, 1990	Roy Marble placed on NBA's suspended list and Duane Ferrell is signed to a 10-day contract.
February 15, 1990	Hawks release Haywoode Workman .
February 14, 1990	Atlanta names Pete Babcock general manager replacing Stan Kasten who retains title of team president.
February 13, 1990	Hawks obtain Kenny Smith and Mike Williams from Sacramento in exchange for Antoine Carr , Sedric and Hawks second round pick in 1991.
February 6, 1990	John Battle returns from injured list and Haywoode Workman is signed to a second 10-day contract.
February 1, 1990	Hawks place Jon Koncak on injured list.
January 26, 1990	Hawks sign John Long for remainder of the season, place Glenn Rivers on injured list (herniated disk in his lower back) and sign Haywoode Workman to a 10-day contract.
January 19, 1990	Cliff Livingston returns from injured list.
January 15, 1990	Hawks sign John Long to a second 10-day contract.
January 6, 1990	Hawks place John Battle on injured list after undergoing arthroscopic knee (left) surgery and sign Wes Matthews to a 10-day contract.
January 5, 1990	Hawks place Cliff Livingston on injured list after suffering injury to his right knee and sign John Long to a 10-day contract.
November 2, 1989	Hawks release Haywoode Workman , Duane Ferrell and Mitch McMullen from training camp roster.
March 7, 1989	Dudley Bradley returns to active roster and Hawks do not re-sign Pace Mannion .
February 24, 1989	Hawks sign Pace Mannion to a second 10-day contract.
February 14, 1989	Hawks place Dudley Bradley on injured list due to reactive inflammatory arthritis in his right knee, and as a result, sign Pace Mannion to a 10-day contract.
November 4, 1988	Hawks place Kevin Willis on injured list with a Jones fracture of the fifth metatarsal of his left foot.
October 7, 1988	Hawks sign free agents Dudley Bradley , Ray Tolbert and Duane Ferrell to contracts.
October 16, 1988	Hawks sign unrestricted free agent Moses Malone to a three-year contract.
June 27, 1988	Hawks acquire veteran guard Reggie Theus and 1988 third round pick from Sacramento in exchange for Randy Wittman and 1988 first round pick.
June 13, 1988	Assistant Coach Don Chaney resigns to become head coach of Houston Rockets.
March 25, 1988	Leon Wood signs for remainder of season.
March 15, 1988	Hawks sign free agent guard Leon Wood to second 10-day contract. Jon Koncak placed on injured list with torn right knee ligaments suffered 12/12/88 at Detroit. John Battle activated from injured list.
March 4, 1988	Hawks sign veteran free agent guard Leon Wood to 10-day contract.
February 22, 1988	Hawks sign Ennis Whitley to second 10-day contract.
February 11, 1988	Hawks sign veteran free agent guard Ennis Whitley to 10-day contract.
December 15, 1987	Chris Washburn obtained from Warriors in exchange for rights to Ken Barlow , Hawks top pick in 1986 draft.
December 14, 1987	Mike McGee traded to Kings in exchange for second round draft picks in 1991 and 1995.
November 3, 1987	Hawks trade 1987 top pick Dallas Comegeys to Nets in exchange for second round pick in 1990.
June 10, 1987	Don Chaney appointed assistant coach.
June 4, 1987	Stan Kasten named NBA Executive of the Year by The Sporting News.
May 30, 1987	Willis Reed resigns and accepts assistant coaching position with Sacramento Kings under Bill Russell .
March 13, 1987	Anthony "Spud" Webb is activated from list after missing 44 games and Scott Hastings is placed on injured list due to nagging knee problems.
March 2, 1987	Scott Hastings is activated from list and Gus Williams is placed on injured list due to a strained back.
February 23, 1987	Jerome Henderson's 10-day contract expires and he is not re-signed.
February 14, 1987	Hawks sign center Jerome Henderson of the Pensacola Tornados of the CBA to a 10-day contract. Tree Rollins is placed on the injured list.
February 11, 1987	Tree Rollins breaks big toe on right foot in game with Clippers.
January 6, 1987	Hawks sign veteran free agent guard Gus Williams for the remainder of the season.
January 4, 1987	Mike Wilson is not signed to a second 10-day contract when first expires.
December 27, 1986	Anthony "Spud" Webb is placed on injured list and Hawks sign guard Mike Wilson to a 10-day contract.
December 23, 1986	Anthony "Spud" Webb undergoes knee surgery at the Hughtson Sports Medicine Clinic in Columbus, GA for torn cartilage in right knee.
December 15, 1986	Dominique Wilkins named Edge/NBA Player of the Week.
December 5, 1986	Anthony "Spud" Webb injures right knee at Indiana.
November 25, 1986	Hawks waive Cedric Henderson and activate Antoine Carr .

MAJOR TRANSACTIONS: 1968 - 2007, CONT.

November 6, 1986	Hawks' President and General Manager Stan Kasten is named President of the Atlanta Braves Baseball Club.
November 1, 1986	Hawks open season with forward Antoine Carr on injured list due to burns suffered on right leg in accident during the pre-season. Rookie Cedric Henderson is only first year player on opening night roster.
October 3, 1986	Lorenzo Charles elects to play season in Italy.
September 23, 1986	Dominique Wilkins signs new five-year contract with Hawks.
September 10, 1986	Hawks name Brian Hill an assistant coach.
August 20, 1986	Assistant coach Ron Rothstein resigns to accept top assistant position with the Detroit Pistons.
August 7, 1986	Hawks sign head coach Mike Fratello to a four-year contract.
June 4, 1986	Stan Kasten named Executive of the Year by The Sporting News. Mike Fratello named Coach of the Year by The Sporting News.
May 2, 1986	Mike Fratello named Haggard/NBA Coach of the Year.
February 21, 1986	Hawks activate Lorenzo Charles from injured list and place Antoine Carr on injured list.
February 9, 1986	Hawks acquire Johnny Davis from Cavs in exchange for Eddie Johnson .
January 29, 1986	Mike Glenn joins the Milwaukee Bucks after Atlanta allows offer sheet to lapse.
January 28, 1986	Dominique Wilkins named to NBA All-Star squad.
January 14, 1986	Hawks activate Antoine Carr and place Lorenzo Charles on injured list.
January 11, 1986	Free agent Mike Glenn signed to an offer sheet by the Milwaukee Bucks .
December 4, 1985	Hawks waive Ray Williams and activate Glenn Rivers from injured list.
November 4, 1985	Hawks waive Sedric Toney and activate Eddie Johnson .
October 28, 1985	Hawks sign free agent Eddie Johnson .
October 25, 1985	Hawks sign free agent Ray Williams .
May 7, 1985	Willis Reed appointed assistant coach.
February 22, 1985	Hawks activate Glenn Rivers .
February 15, 1985	Hawks do not re-sign Stewart Granger or Charlie Criss and activate Mike Glenn .
February 5, 1985	Hawks place guard Glenn Rivers on the injured reserve list and sign Charlie Criss to a 10-day contract. Hawks also sign Stewart Granger to his second 10-day contract.
January 26, 1985	Hawks sign Stewart Granger to a 10-day contract and elect not to sign Sidney Lowe for the remainder of the season.
January 16, 1985	Hawks place guard Mike Glenn on the injured reserve list and sign guard Sidney Lowe to his second 10-day contract.
January 2, 1985	Hawks activate forward Antoine Carr .
December 20, 1984	Hawks sign Sidney Lowe to a 10-day contract.
December 18, 1984	Hawks activate guard Randy Wittman and release guards Walker Russell and Sidney Lowe .
November 26, 1984	Hawks place forward Antoine Carr on the injured list for a broken left thumb and sign guard Sidney Lowe .
November 7, 1984	Hawks activate Scott Hastings and release Leo Rautins .
October 31, 1984	Hawks sign guard Walker Russell and release guard Jerry Eaves .
October 26, 1984	Hawks sign veteran guard Mike Glenn and to make room for him on the roster waive guard Walker Russell . Hawks start the season with Randy Wittman and Scott Hastings on the injured reserve list due to off season knee surgery.
October 16, 1984	Hawks sign free agent guard Jerry Eaves .
October 15, 1984	Hawks sign free agent guard Leo Rautins .
September 5, 1984	Hawks sign Antoine Carr to a multi-year contract.
August 8, 1984	Hawks acquire Stewart Granger and John Garris from Cleveland in exchange for Johnny Davis .
July 24, 1984	Hawks sign top 1984 draft choice Kevin Willis .
July 19, 1984	Hawks announce plans to play 12 games in 84-85 in New Orleans.
July 11, 1984	Hawks sign free agent guard Walker Russell .
June 18, 1984	Hawks acquire Cliff Levingston , the rights to Antoine Carr and second round draft picks in 1986 and 1987 from Detroit in exchange for Dan Roundfield .
February 4, 1984	Hawks sign free agent Charlie Criss .
December 20, 1983	Hawks sign free agent Mark Landsberger .
July 10, 1983	Hawks name Ron Rothstein an assistant coach.
July 6, 1983	Hawks acquire rights to Randy Wittman from Bullets in exchange for Tom McMillen .
July 5, 1983	Hawks appoint Bob Reinhardt an assistant coach.
June 29, 1983	Hawks acquire draft rights to Sly Williams and cash from Knicks in exchange for cash and a second round draft pick in 1984.
June 9, 1983	Michael Fratello named head coach.
March 18, 1983	Hawks sign free agent Randy Smith .
February 15, 1983	Hawks obtain forward Rickey Brown from Golden State in exchange for cash and a second round draft pick in 1984.
February 13, 1983	Hawks trade Steve Hawes to Seattle for Ray Tolbert . Hawks then send Tolbert to Detroit in exchange for two second round draft picks.
February 12, 1983	Hawks obtain Scott Hastings and cash from Knicks in exchange for Rory Sparrow .
December 21, 1982	Hawks obtain Johnny Davis from the Pacers in exchange for cash and a second-round pick in 1983.
October 21, 1982	Hawks sign 1982 top pick Keith Edmonson .
September 27, 1982	Hawks obtain George Johnson from San Antonio in exchange for Jim Johnstone and Hawks' second round picks in 1983 and 1985.
September 3, 1982	Hawks acquire Dominique Wilkins from the Jazz in exchange for John Drew , Freeman Williams and cash.
June 30, 1982	Hawks acquire draft rights to Jim Johnstone , chosen in the third round by Kansas City, in exchange for Seattle's second pick in the 1984 NBA draft, obtained in the Armond Hill trade of December 2, 1980.
January 20, 1982	Hawks obtain Freeman Williams from San Diego in exchange for Charlie Criss and Al Wood .
November 18, 1981	Hawks waive Craig Shelton .
October 26, 1981	Hawks acquire Mike Glenn from New York in exchange for their second round pick in the 1982 NBA draft.
August 11, 1981	Hawks obtain Rory Sparrow from New Jersey in exchange for their fourth round choice in the 1982 NBA draft.
June 10, 1981	Fred Carter named assistant coach.
June 8, 1981	Hawks trade their first round pick in 1981 and Utah's second in 1982 to Chicago for the Bulls' first pick in 1981, a second round choice in 1981, and the option to have Chicago draft in either the Hawks' or the Bulls' first round position in 1982. Hawks select Al Wood with the first round pick, fourth overall, and Clyde Bradshaw with the second, 38th overall.
June 4, 1981	Hawks re-sign free agent Steve Hawes to a multi-year contract.
May 21, 1981	Hawks name Kevin Loughery head coach.
May 1, 1981	Hawks extend the contract of All-Star forward Dan Roundfield .

MAJOR TRANSACTIONS: 1968 - 2007, CONT.

- January 17, 1981 Hawks obtain **Wes Matthews** from Washington in exchange for **Don Collins**.
- December 2, 1980 Hawks trade **Armond Hill** to Seattle for future draft choices and cash.
- July 8, 1980 Hawks sign free agent center **Tom Burleson**. Kansas City is awarded cash and a second round pick in 1981 as compensation.
- May 28, 1980 Dallas selects **Jack Givens** in the expansion draft.
- January 24, 1980 Hawks obtain **James McElroy** from Detroit in exchange for **Ron Lee** and future draft choices.
- November 23, 1979 Hawks trade **Terry Furlow** to Utah for future draft choices and considerations.
- November 23, 1979 **Sam Pellom** signed as a free agent.
- October 10, 1979 Hawks acquire **Ron Lee** from Utah in exchange for future draft choices.
- June 25, 1979 **Brendan Suhr** named assistant coach.
- January 31, 1979 Hawks acquire **Terry Furlow** from Cleveland in exchange for **Butch Lee** and future considerations.
- October 4, 1979 Hawks waive **Ollie Johnson**.
- June 9, 1978 Hawks sign free agent forward **Dan Roundfield**.
- June 2, 1978 Hawks sign **John Drew** to a new six-year agreement.
- December 8, 1977 Hawks waive **Ken Charles**.
- November 14, 1977 Hawks obtain **Tom McMillen** from New York in exchange for future draft pick.
- September 30, 1977 Hawks acquire **Ollie Johnson** from Los Angeles in exchange for **Lou Hudson**.
- August 5, 1977 Hawks obtain **Ron Behagen** from New Orleans as compensation for the signing of free agent **Truck Robinson**.
- June 25, 1977 **Charlie Criss** signs as a free agent.
- January 20, 1977 Hawks obtain **Truck Robinson** from Washington with future draft picks in exchange for **Tom Henderson** and future draft choices.
- January 3, 1977 Ted Turner purchases the team.
- August 5, 1976 Hawks acquire **Steve Hawes** and **Geoff Petrie** from Portland in exchange for future draft choices.
- July 17, 1976 **Hubie Brown** named head coach.
- June 16, 1976 Hawks obtain **Ken Charles, Dick Gibbs** and cash from Buffalo in exchange for **Tom Van Arsdale**.
- June 6, 1976 Hawks acquire **Joe C. Meriweather** and Houston's first pick in 1976 draft in exchange for **Dwight Jones** and Hawks' top pick in 1976 draft.
- August 8, 1975 Hawks obtain **Connie Hawkins** from Los Angeles in exchange for future draft choices.
- November 8, 1974 Hawks acquire **Tom Van Arsdale** from Philadelphia in exchange for **Clyde Lee** and number three pick in 1975 draft.
- October 4, 1974 Hawks acquire **Clyde Lee** from San Francisco as compensation for the NBA rights to **Zelmo Beaty**.
- May 3, 1974 **Pete Maravich** traded to New Orleans in exchange for **Dean Meminger, Bob Kauffman** and future draft choices.
- October 15, 1972 Hawks play first regular season game at The Omni.
- November 19, 1971 Hawks obtain **Jim Washington** from Philadelphia in exchange for **Bill Bridges**.
- November 9, 1971 Hawks acquire **Don Adams** and **Larry Sigfried** from Houston in exchange for **Jim Davis** and **John Valley**.
- July 26, 1971 Hawks receive **Herm Gilliam** and **Don May** from Buffalo in return for **Walt Hazzard** and **Jerry Chambers**.
- February 1, 1970 Hawks obtain **Walt Bellamy** from Detroit in exchange for players to be named later.
- May 8, 1969 Hawks trade **Paul Silas** to Phoenix in exchange for **Gary Gregor**.
- October 19, 1968 Atlanta beats Milwaukee for the franchise's first win, 125-107.
- October 15, 1968 Hawks drop regular season opener 125-110 to Cincinnati at Georgia Tech's Alexander Memorial Coliseum.
- May 3, 1968 It is announced that the St. Louis Hawks would move South to the city of Atlanta for the 1968-69 season, under the guidance of new owners **Tom Cousins** and former Georgia Governor **Carl Sanders**.

FRANCHISE DEVELOPMENT AND ELECTEES TO THE BASKETBALL HALL OF FAME



ARNOLD "Red" AUERBACH
Coach
enshrined 1968
Tri-Cities Blackhawks



WALT BELLAMY
enshrined 1993
Atlanta Hawks



HUBIE BROWN
Coach
enshrined 2005
Atlanta Hawks



HARRY GALLATIN
Coach
enshrined 1991
St. Louis Hawks



CLIFFORD HAGAN
enshrined 1977
St. Louis Hawks



ALEX HANNUM
Coach
enshrined 1998
St. Louis Hawks



CONNIE HAWKINS
enshrined 1992
Atlanta Hawks



RED HOLZMAN
enshrined 1986
Milwaukee and
St. Louis Hawks



BOB HOUBREGS
enshrined 1987
Milwaukee Hawks



CLYDE LOVELLETTE
enshrined 1988
St. Louis Hawks

FRANCHISE DEVELOPMENT, CONT.



ED MACAULEY
enshrined 1960
St. Louis Hawks



MOSES MALONE
enshrined 2001
Atlanta Hawks



PETE MARAVICH
enshrined 1987
Atlanta Hawks



SLATER MARTIN
enshrined 1981
St. Louis Hawks



BOB PETTIT
enshrined 1970
Milwaukee and
St. Louis Hawks



ANDY PHILLIP
Coach
enshrined 1961
St. Louis Hawks



LENNY WILKENS
Player - enshrined 1989
St. Louis Hawks
Coach - enshrined 1998
Atlanta Hawks



DOMINIQUE WILKINS
enshrined 2006
Atlanta Hawks

NOTE: Former Hawks General Manager Marty Blake received the Hall's Bunn Lifetime Achievement Award in 2005.

ALL-TIME ROSTER: 1968 - 2007

YEAR	GP	MIN	FGM	FGA	FG%	FTM	FTA	FT%	OR	DR	TR	AST	PF-D	STL	BS	PTS	PPG
2001-02	77	2980	598	1297	.461	419	523	.801	198	498	696	239	214-2	98	81	1636	20.5
2002-03	81	3087	566	1183	.478	455	541	.841	175	502	677	242	240-2	87	38	1608	19.9
2003-04	53	1956	383	790	.485	294	334	.880	141	354	495	127	147-1	44	19	1065	20.1
3 Years	211	8023	1547	3270	.473	1168	1398	.835	514	1354	1868	608	601-5	229	138	4309	20.4
1971-72	70	2030	307	779	.394	204	273	.747	—	—	494	137	259-5	—	—	818	11.7
1972-73	4	76	8	38	.211	7	8	.875	—	—	22	5	11-0	—	—	23	5.8
2 Years	74	2106	315	817	.386	211	281	.751	—	—	516	142	270-5	—	—	841	11.4
1996-97	2	11	0	5	.000	0	0	---	3	1	4	0	0-0	0	0	0	0.0
1998-99	2	11	0	5	.000	0	0	---	3	1	4	0	0-0	0	0	0	0.0
1999-00	8	74	0	2	.000	2	2	1.000	0	1	1	3	2-0	0	0	2	0.7
2 Years	35	330	24	53	.453	14	16	.875	5	34	39	65	37-0	10	1	75	2.1
1999-00	8	74	0	2	.000	2	2	1.000	0	1	1	3	2-0	0	0	2	0.7
2 Years	35	330	24	53	.453	14	16	.875	5	34	39	65	37-0	10	1	75	2.1
1999-00	8	74	0	2	.000	2	2	1.000	0	1	1	3	2-0	0	0	2	0.7
2 Years	35	330	24	53	.453	14	16	.875	5	34	39	65	37-0	10	1	75	2.1
1999-00	8	74	0	2	.000	2	2	1.000	0	1	1	3	2-0	0	0	2	0.7
2 Years	35	330	24	53	.453	14	16	.875	5	34	39	65	37-0	10	1	75	2.1
1999-00	8	74	0	2	.000	2	2	1.000	0	1	1	3	2-0	0	0	2	0.7
2 Years	35	330	24	53	.453	14	16	.875	5	34	39	65	37-0	10	1	75	2.1
1999-00	8	74	0	2	.000	2	2	1.000	0	1	1	3	2-0	0	0	2	0.7
2 Years	35	330	24	53	.453	14	16	.875	5	34	39	65	37-0	10	1	75	2.1
1999-00	8	74	0	2	.000	2	2	1.000	0	1	1	3	2-0	0	0	2	0.7
2 Years	35	330	24	53	.453	14	16	.875	5	34	39	65	37-0	10	1	75	2.1
1999-00	8	74	0	2	.000	2	2	1.000	0	1	1	3	2-0	0	0	2	0.7
2 Years	35	330	24	53	.453	14	16	.875	5	34	39	65	37-0	10	1	75	2.1
1999-00	8	74	0	2	.000	2	2	1.000	0	1	1	3	2-0	0	0	2	0.7
2 Years	35	330	24	53	.453	14	16	.875	5	34	39	65	37-0	10	1	75	2.1
1999-00	8	74	0	2	.000	2	2	1.000	0	1	1	3	2-0	0	0	2	0.7
2 Years	35	330	24	53	.453	14	16	.875	5	34	39	65	37-0	10	1	75	2.1
1999-00	8	74	0	2	.000	2	2	1.000	0	1	1	3	2-0	0	0	2	0.7
2 Years	35	330	24	53	.453	14	16	.875	5	34	39	65	37-0	10	1	75	2.1
1999-00	8	74	0	2	.000	2	2	1.000	0	1	1	3	2-0	0	0	2	0.7
2 Years	35	330	24	53	.453	14	16	.875	5	34	39	65	37-0	10	1	75	2.1
1999-00	8	74	0	2	.000	2	2	1.000	0	1	1	3	2-0	0	0	2	0.7
2 Years	35	330	24	53	.453	14	16	.875	5	34	39	65	37-0	10	1	75	2.1
1999-00	8	74	0	2	.000	2	2	1.000	0	1	1	3	2-0	0	0	2	0.7
2 Years	35	330	24	53	.453	14	16	.875	5	34	39	65	37-0	10	1	75	2.1
1999-00	8	74	0	2	.000	2	2	1.000	0	1	1	3	2-0	0	0	2	0.7
2 Years	35	330	24	53	.453	14	16	.875	5	34	39	65	37-0	10	1	75	2.1
1999-00	8	74	0	2	.000	2	2	1.000	0	1	1	3	2-0	0	0	2	0.7
2 Years	35	330	24	53	.453	14	16	.875	5	34	39	65	37-0	10	1	75	2.1
1999-00	8	74	0	2	.000	2	2	1.000	0	1	1	3	2-0	0	0	2	0.7
2 Years	35	330	24	53	.453	14	16	.875	5	34	39	65	37-0	10	1	75	2.1
1999-00	8	74	0	2	.000	2	2	1.000	0	1	1	3	2-0	0	0	2	0.7
2 Years	35	330	24	53	.453	14	16	.875	5	34	39	65	37-0	10	1	75	2.1
1999-00	8	74	0	2	.000	2	2	1.000	0	1	1	3	2-0	0	0	2	0.7
2 Years	35	330	24	53	.453	14	16	.875	5	34	39	65	37-0	10	1	75	2.1
1999-00	8	74	0	2	.000	2	2	1.000	0	1	1	3	2-0	0	0	2	0.7
2 Years	35	330	24	53	.453	14	16	.875	5	34	39	65	37-0	10	1	75	2.1
1999-00	8	74	0	2	.000	2	2	1.000	0	1	1	3	2-0	0	0	2	0.7
2 Years	35	330	24	53	.453	14	16	.875	5	34	39	65	37-0	10	1	75	2.1
1999-00	8	74	0	2	.000	2	2	1.000	0	1	1	3	2-0	0	0	2	0.7
2 Years	35	330	24	53	.453	14	16	.875	5	34	39	65	37-0	10	1	75	2.1
1999-00	8	74	0	2	.000	2	2	1.000	0	1	1	3	2-0	0	0	2	0.7
2 Years	35	330	24	53	.453	14	16	.875	5	34	39	65	37-0	10	1	75	2.1
1999-00	8	74	0	2	.000	2	2	1.000	0	1	1	3	2-0	0	0	2	0.7
2 Years	35	330	24	53	.453	14	16	.875	5	34	39	65	37-0	10	1	75	2.1
1999-00	8	74	0	2	.000	2	2	1.000	0	1	1	3	2-0	0	0	2	0.7
2 Years	35	330	24	53	.453	14	16	.875	5	34	39	65	37-0	10	1	75	2.1
1999-00	8	74	0	2	.000	2	2	1.000	0	1	1	3	2-0	0	0	2	0.7
2 Years	35	330	24	53	.453	14	16	.875	5	34	39	65	37-0	10	1	75	2.1
1999-00	8	74	0	2	.000	2	2	1.000	0	1	1	3	2-0	0	0	2	0.7
2 Years	35	330	24	53	.453	14	16	.875	5	34	39	65	37-0	10	1	75	2.1
1999-00	8	74	0	2	.000	2	2	1.000	0	1	1	3	2-0	0	0	2	0.7
2 Years	35	330	24	53	.453	14	16	.875	5	34	39	65	37-0	10	1	75	2.1
1999-00	8	74	0	2	.000	2	2	1.000	0	1	1	3	2-0	0	0	2	0.7
2 Years	35	330	24	53	.453	14	16	.875	5	34	39	65	37-0	10	1	75	2.1
1999-00	8	74	0	2	.000	2	2	1.000	0	1	1	3	2-0	0	0	2	0.7
2 Years	35	330	24	53	.453	14	16	.875	5	34	39	65	37-0	10	1	75	2.1
1999-00	8	74	0	2	.000	2	2	1.000	0	1	1	3	2-0	0	0	2	0.7
2 Years	35	330	24	53	.453	14	16	.875	5	34	39	65	37-0	10	1	75	2.1
1999-00	8	74	0	2	.000	2	2	1.000	0	1	1	3	2-0	0	0	2	0.7
2 Years	35	330	24	53	.453	14	16	.875	5	34							

ALL-TIME ROSTER: 1968 - 2007, cont.

														Uruguay			
ESTEBAN BATISTA	Height: 6' 10"	Weight: 270												STL	BS	PTS	PPG
YEAR	GP	MINS	FGM	FGA	FG%	FTM	FTA	FT%	OR	DR	TR	AST	PF-D	STL	BS	PTS	PPG
2005-06	57	495	34	80	42.5	33	53	62.3	61	83	144	7	111-2	15	11	101	1.8
2006-07	13	81	8	16	50.0	4	7	57.1	7	23	30	4	13-0	3	0	20	1.5
2 Years	70	576	42	96	43.8	37	60	61.7	68	106	174	11	124-2	18	11	121	1.7
JOHN BATTLE	Height: 6' 2"	Weight: 175												STL	BS	PTS	PPG
YEAR	GP	MINS	FGM	FGA	FG%	FTM	FTA	FT%	OR	DR	TR	AST	PF-D	STL	BS	PTS	PPG
1985-86	64	639	101	222	45.5	75	193	37.2	12	50	62	74	80-0	23	3	217	3.3
1986-87	64	804	144	315	45.7	93	126	73.8	16	44	50	124	76-0	29	5	381	6.0
1987-88	67	1227	278	613	45.4	141	188	75.0	26	87	113	158	84-0	31	5	713	10.6
1988-89	82	1672	287	628	45.7	194	238	81.5	30	110	140	197	115-0	42	9	779	9.5
1989-90	60	1477	275	544	50.6	102	135	75.6	27	72	99	154	125-0	28	3	654	10.9
1990-91	79	1863	397	862	46.1	270	316	85.4	34	125	159	217	145-0	45	3	1087	13.6
6 Years	416	7682	1482	3184	46.5	875	1106	791	145	488	633	924	625-0	198	31	3882	9.3
SERGEI BAZAREVICH	Height: 6' 2"	Weight: 168												STL	BS	PTS	PPG
YEAR	GP	MINS	FGM	FGA	FG%	FTM	FTA	FT%	OR	DR	TR	AST	PF-D	STL	BS	PTS	PPG
1994-95	10	74	11	22	50.0	1	6	16.7	1	6	7	14	10-0	1	1	30	3.0
ALFRED "Butch" BEARD	Height: 6' 3"	Weight: 185												STL	BS	PTS	PPG
YEAR	GP	MINS	FGM	FGA	FG%	FTM	FTA	FT%	OR	DR	TR	AST	PF-D	STL	BS	PTS	PPG
1969-70	72	941	183	392	46.7	135	163	82.8	—	—	140	121	124-0	—	—	501	7.0
ZELMO "Big Z" BEATY	Height: 6' 9"	Weight: 235												STL	BS	PTS	PPG
YEAR	GP	MINS	FGM	FGA	FG%	FTM	FTA	FT%	OR	DR	TR	AST	PF-D	STL	BS	PTS	PPG
1968-69	72	2578	588	1251	47.0	370	506	73.1	—	—	798	131	272-7	—	—	1546	21.5
RON BEHAGEN	Height: 6' 9"	Weight: 235												STL	BS	PTS	PPG
YEAR	GP	MINS	FGM	FGA	FG%	FTM	FTA	FT%	OR	DR	TR	AST	PF-D	STL	BS	PTS	PPG
1977-78	26	571	117	249	47.0	51	70	72.9	53	120	173	34	97-3	30	12	285	11.0
WALT "Big Bells" BELLAMY	Height: 6' 11"	Weight: 245												STL	BS	PTS	PPG
YEAR	GP	MINS	FGM	FGA	FG%	FTM	FTA	FT%	OR	DR	TR	AST	PF-D	STL	BS	PTS	PPG
1969-70	23	855	141	287	49.1	75	124	60.5	—	—	100	88	97-2	—	—	357	15.5
1970-71	82	2908	433	879	49.3	336	556	60.4	—	—	3160	230	271-4	—	—	1202	14.7
1971-72	82	3187	593	1089	54.5	340	581	58.5	—	—	1049	262	255-2	—	—	1526	18.6
1972-73	74	2802	455	901	50.5	283	526	53.8	—	—	964	179	244-1	—	—	1193	16.1
1973-74	77	2440	389	901	43.2	233	393	60.8	264	476	740	149	232-2	52	48	1011	13.1
5 Years	338	12432	2011	3957	50.8	1267	2170	584	264	476	4123	988	1099-11	52	48	5289	15.7
COREY BENJAMIN	Height: 6' 6"	Weight: 200												STL	BS	PTS	PPG
YEAR	GP	MINS	FGM	FGA	FG%	FTM	FTA	FT%	OR	DR	TR	AST	PF-D	STL	BS	PTS	PPG
2002-03	9	152	13	43	30.2	12	16	75.0	10	21	31	10	20-0	1	2	40	4.4
MOOKIE BLAYLOCK	Height: 6' 1"	Weight: 185												STL	BS	PTS	PPG
YEAR	GP	MINS	FGM	FGA	FG%	FTM	FTA	FT%	OR	DR	TR	AST	PF-D	STL	BS	PTS	PPG
1992-93	80	2820	414	964	42.9	123	169	72.8	89	191	280	671	156-0	203	23	1069	13.4
1993-94	81	2935	444	1079	41.1	116	159	73.0	117	307	424	789	144-0	212	44	1118	13.8
1994-95	80	3391	509	1196	42.5	156	214	72.9	117	276	393	616	164-3	200	26	1373	17.2
1995-96	81	2893	455	1123	40.5	127	170	74.7	110	222	332	478	151-1	212	17	1288	15.7
1996-97	78	3056	501	1159	43.2	131	174	75.3	114	299	413	463	141-0	212	20	1354	17.4
1997-98	70	2700	368	938	39.2	95	134	70.9	81	260	341	469	122-0	183	21	921	13.2
1998-99	48	1763	247	651	37.9	69	91	75.8	45	179	224	278	61-0	99	9	640	13.3
7 Years	518	19216	2938	7112	41.3	817	1111	735	673	1734	2407	3764	939-4	1321	160	7743	14.9
CAL BOWDLER	Height: 6' 10"	Weight: 245												STL	BS	PTS	PPG
YEAR	GP	MINS	FGM	FGA	FG%	FTM	FTA	FT%	OR	DR	TR	AST	PF-D	STL	BS	PTS	PPG
1999-00	46	423	49	115	42.6	24	38	63.2	22	63	85	14	46-1	14	9	122	2.7
2000-01	44	375	35	114	30.7	33	40	82.5	30	47	77	4	45-0	10	21	140	3.2
2001-02	52	585	61	174	35.1	39	47	83.0	38	72	110	11	64-1	18	15	162	3.1
3 Years	142	1383	163	403	40.4	96	125	768	90	182	272	29	155-2	42	45	424	3.0
IRA BOWMAN	Height: 6' 5"	Weight: 195												STL	BS	PTS	PPG
YEAR	GP	MINS	FGM	FGA	FG%	FTM	FTA	FT%	OR	DR	TR	AST	PF-D	STL	BS	PTS	PPG
2000-01	3	19	0	2	0.00	0	0	---	1	1	2	7	0-0	0	0	0	0.0
DONNIE BOYCE	Height: 6' 5"	Weight: 196												STL	BS	PTS	PPG
YEAR	GP	MINS	FGM	FGA	FG%	FTM	FTA	FT%	OR	DR	TR	AST	PF-D	STL	BS	PTS	PPG
1985-86	8	41	9	23	39.1	2	4	50.0	5	5	10	3	2-0	3	1	24	3.0
1986-87	22	154	21	63	33.3	11	22	50.0	7	8	15	13	17-0	10	4	55	2.5
2 Years	30	195	30	86	34.9	13	26	50.0	12	13	25	16	19-0	13	5	79	2.6
CEDRIC BOZEMAN	Height: 6' 6"	Weight: 207												STL	BS	PTS	PPG
YEAR	GP	MINS	FGM	FGA	FG%	FTM	FTA	FT%	OR	DR	TR	AST	PF-D	STL	BS	PTS	PPG
2006-07	23	199	11	39	28.2	2	6	33.3	3	20	23	9	32-0	5	2	26	1.1
STEVE BRACEY	Height: 6' 1"	Weight: 175												STL	BS	PTS	PPG
YEAR	GP	MINS	FGM	FGA	FG%	FTM	FTA	FT%	OR	DR	TR	AST	PF-D	STL	BS	PTS	PPG
1972-73	70	1050	192	395	48.6	73	110	66.4	—	—	10	125	—	—	—	457	6.5
1973-74	75	1463	241	520	46.3	69	96	71.9	26	120	146	231	157-0	60	5	551	7.3
2 Years	145	2513	433	915	47.3	142	206	689	26	120	253	356	282-0	60	5	1008	7.0
DUDLEY BRADLEY	Height: 6' 6"	Weight: 195												STL	BS	PTS	PPG
YEAR	GP	MINS	FGM	FGA	FG%	FTM	FTA	FT%	OR	DR	TR	AST	PF-D	STL	BS	PTS	PPG
1988-89	38	267	86	28	326	8	16	50.0	7	25	32	24	41-0	16	2	72	1.9
MICHAEL BRADLEY	Height: 6' 10"	Weight: 225												STL	BS	PTS	PPG
YEAR	GP	MINS	FGM	FGA	FG%	FTM	FTA	FT%	OR	DR	TR	AST	PF-D	STL	BS	PTS	PPG
2003-04	11	90	6	12	50.0	0	0	---	5	7	12	0	8-0	2	0	12	1.1
CLYDE BRADSHAW	Height: 6' 0"	Weight: 170												STL	BS	PTS	PPG
YEAR	GP	MINS	FGM	FGA	FG%	FTM	FTA	FT%	OR	DR	TR	AST	PF-D	STL	BS	PTS	PPG
1981-82	— on active roster for five games from 10/21/81 to 11/10/81 but saw no action —																
RANDY BREUER	Height: 7' 3"	Weight: 258												STL	BS	PTS	PPG
YEAR	GP	MINS	FGM	FGA	FG%	FTM	FTA	FT%	OR	DR	TR	AST	PF-D	STL	BS	PTS	PPG
1992-93	12	107	15	31	48.4	2	5	40.0	10	18	28	6	12-0	2	3	32	2.7
BILL BRIDGES	Height: 6' 6"	Weight: 235												STL	BS	PTS	PPG
YEAR	GP	MINS	FGM	FGA	FG%	FTM	FTA	FT%	OR	DR	TR	AST	PF-D	STL	BS	PTS	PPG
1980-89	351																

ALL-TIME ROSTER: 1968 - 2007, CONT.

YEAR	GP	MINS	FGM	FGA	FG%	FTM	FIA	FT%	OR	DR	TR	AST	PF-D	STL	BS	PTS	PPG
JOHN BROWN	Height: 6' 7" Weight: 220 Missouri '73																
1973-74	77	1715	277	632	.438	163	217	.751	177	264	441	114	239-10	29	16	717	9.3
1974-75	73	1986	315	684	.461	185	250	.740	180	254	434	133	228-7	54	15	815	11.2
1975-76	75	1758	215	486	.442	162	209	.775	146	257	403	126	235-7	45	16	592	7.9
1976-77	77	1405	160	350	.457	121	150	.807	75	161	236	103	217-7	46	7	441	5.7
1977-78	75	1594	192	405	.474	165	200	.825	137	166	303	105	280-18	55	8	549	7.3
1979-80	28	361	37	98	.378	34	44	.773	21	41	62	14	66-0	3	4	108	3.9
6 Years	405	8919	1198	2655	.451	830	1070	.776	736	1143	1879	595	1265-49	232	86	3222	8.0
RICKY BROWN	Height: 6' 10" Weight: 235 Mississippi St. '80																
1982	GP	MINS	FGM	FGA	FG%	FTM	FIA	FT%	OR	DR	TR	AST	PF-D	STL	BS	PTS	PPG
1982-83	26	305	49	104	.471	25	40	.625	35	53	88	9	46-1	5	5	123	4.7
1983-84	68	785	94	201	.468	48	65	.738	67	114	181	29	161-4	18	23	236	3.5
1984-85	69	814	78	192	.406	39	68	.574	76	147	223	25	117-0	19	22	195	2.8
3 Years	163	1904	221	497	.445	112	173	.647	178	314	492	63	324-5	42	50	554	3.4
MATT BULLARD	Height: 6' 10" Weight: 235 Iowa '90																
1995-96	46	460	66	162	.407	16	20	.800	18	42	60	18	55-0	17	10	174	3.8
TOM BURLESON	Height: 7' 3" Weight: 256 North Carolina State '74																
1980-81	31	363	41	99	.414	20	41	.488	44	50	94	12	73-2	7	19	102	3.3
WILLIE BURTON	Height: 6' 8" Weight: 219 Minnesota '90																
1996-97	24	380	39	116	.336	57	68	.838	11	30	41	11	55-0	8	3	148	6.2
JOE "Pogo" CALDWELL	Height: 6' 5" Weight: 210 Arizona St. '64																
1968-69	81	2720	561	1106	.507	159	296	.537	—	—	303	320	23-1	—	—	1281	15.8
1969-70	82	2857	674	1329	.507	379	551	.688	—	—	407	287	255-3	—	—	1727	21.1
2 Years	163	5577	1235	2435	.507	538	847	.635	—	—	710	607	486-4	—	—	3008	18.5
ANTOINE CARR	Height: 6' 9" Weight: 235 Wichita State '83																
1984-85	62	1195	198	375	.528	101	128	.789	79	153	232	80	219-4	29	78	499	8.0
1985-86	17	258	49	93	.527	17	27	.667	16	36	52	14	51-1	7	15	116	6.8
1986-87	65	695	134	265	.506	73	103	.709	60	96	156	34	146-1	14	48	342	5.3
1987-88	80	1483	281	517	.544	142	182	.780	94	195	289	103	272-7	38	83	705	8.8
1988-89	78	1498	228	471	.480	130	152	.855	106	168	274	91	221-0	31	62	582	7.5
1989-90	44	803	128	248	.516	79	102	.775	50	99	149	53	128-4	15	34	335	7.6
6 Years	346	5922	1016	1969	.516	543	694	.782	405	747	1152	375	1037-17	134	320	2579	7.5
JERRY CHAMBERS	Height: 6' 5" Weight: 185 Utah '66																
1970-71	65	1168	237	526	.451	106	134	.791	—	—	245	61	119-0	—	—	580	8.9
LEN CHAPPELL	Height: 6' 8" Weight: 240 Wake Forest '62																
1970-71	42	451	41	161	.441	60	74	.811	—	—	133	16	63-2	—	—	202	4.8
KEN CHARLES	Height: 6' 3" Weight: 185 Fordham '73																
1976-77	82	2487	354	855	.414	205	256	.801	41	127	168	295	240-4	141	45	913	11.1
1977-78	21	520	73	184	.397	42	50	.840	6	18	24	82	53-0	25	5	188	9.0
2 Years	103	3007	427	1039	.411	247	306	.807	47	145	192	377	293-4	166	50	1101	10.7
LORENZO CHARLES	Height: 6' 7" Weight: 255 North Carolina State '85																
1985-86	38	273	49	88	.557	24	36	.667	13	26	39	8	37-0	2	6	122	3.4
MAURICE CHEEKS	Height: 6' 1" Weight: 180 West Texas University '78																
1991-92	56	1086	115	249	.462	26	43	.605	29	66	95	185	73-0	83	0	259	4.6
BOB CHRISTIAN	Height: 7' 0" Weight: 265 Grambling '69																
1970-71	54	524	55	127	.433	40	64	.625	—	—	177	30	118-0	—	—	150	2.8
1971-72	56	485	66	142	.465	44	61	.721	—	—	181	28	77-0	—	—	176	3.1
1972-73	55	759	85	155	.548	60	79	.759	—	—	305	47	111-2	—	—	230	4.2
3 Years	165	1768	206	424	.486	144	204	.706	—	—	663	105	306-2	—	—	556	3.4
BIMBO COLES	Height: 6' 2" Weight: 182 Virginia Tech '90																
1999-00	80	1924	276	607	.455	85	104	.817	30	142	172	290	178-1	58	11	645	8.1
JASON COLLIER	Height: 7' 0" Weight: 260 Georgia Tech '00																
2003-04	20	545	79	165	.447	67	85	.788	36	75	111	17	71-3	11	11	226	11.3
2004-05	70	942	174	376	.463	48	71	.676	84	100	184	18	147-1	15	13	402	5.7
2 Years	90	1487	253	541	.468	115	156	.737	120	175	295	35	216-4	26	24	628	7.0
ART COLLINS	Height: 6' 4" Weight: 200 Biscayne '76																
1980-81	29	395	35	99	.354	24	36	.667	19	22	41	25	35-0	11	1	94	3.2
DON COLLINS	Height: 6' 6" Weight: 190 Washington St. '80																
1990-91	47	1184	230	530	.434	137	162	.846	96	91	187	115	166-5	69	11	597	12.7
SEAN COLSON	Height: 6' 0" Weight: 175 UNC-Charlotte '98																
2000-01	3	14	0	5	.000	0	0	---	0	3	3	3	0-0	0	0	0	0.0
TYRONE CORBIN	Height: 6' 6" Weight: 235 DePaul '85																
1994-95	81	1389	205	464	.442	78	114	.684	98	164	262	67	161-1	55	16	502	6.2
1996-97	70	2305	253	600	.422	86	108	.796	76	218	294	124	176-1	90	7	666	9.5
1997-98	79	2699	328	747	.439	101	128	.789	78	284	362	173	197-1	105	7	806	10.2
1998-99	47	1066	131	334	.392	52	80	.650	37	108	145	43	74-0	31	7	352	7.5
4 Years	277	7459	917	2145	.428	317	430	.737	289	774	1063	407	608-3	281	37	2326	8.4
CHRIS CRAWFORD	Height: 6' 3" Weight: 235 Marquette '97																
1997-98	40	256	46	110	.418	57	68	.838	20	21	41	9	27-0	12	7	150	3.8
1998-99	42	784	110	255	.431	57	70	.814	37	53	90	24	106-1	10	13	288	6.9
1999-00	55	668	91	229	.397	63	81	.778	51	48	99	33	83-1	17	16	252	4.6
2000-01	47	901	122	270	.452	68	83	.819	28	82	110	37	117-3	21	16	318	6.8
2001-02	7	131	21	45	.467	11	15	.733	9	16	25	5	21-2	2	5	53	7.6
2002-03	5	38	8	13	.615	7	8	.875	3	4	7	1	7-0	2	3	24	4.8
2003-04	56	1207	211	471	.448	103	119	.866	58	117	175	45	131-4	37	20	569	10.2
2004-05	DNP Injured																
8 Years	252	3985	609	1393	.437	366	444	.824	206	341	547	154	492-10	101	80	1654	6.6

HISTORY



ALL-TIME ROSTER: 1968 - 2007, cont.

Player	Height	Weight	Year	GP	MINS	FGM	FGA	FG%	FTM	FTA	FT%	OR	DR	TR	AST	PF-D	STL	BS	PTS	PPG
JIM CREIGHTON	6' 8"	200	1975-76	32	172	12	43	.279	7	16	.438	13	32	45	4	23-0	2		9	1.0
CHARLIE CRISS	5' 8"	165	1977-78	77	1935	319	751	.425	236	296	.797	24	97	121	294	143-0	108	5	874	11.4
			1978-79	54	879	109	289	.377	67	86	.779	19	41	60	138	70-0	41	3	285	5.3
			1979-80	81	1794	249	578	.431	172	212	.811	27	89	116	246	133-0	74	4	671	8.3
			1980-81	66	1708	220	485	.454	185	214	.865	26	74	100	283	87-0	61	3	626	9.5
			1981-82	27	552	27	210	.400	65	73	.890	6	38	75	40-0	23	2	235	8.7	
			1983-84	9	108	9	22	.409	5	10	1.000	3	8	11	21	4-0	3	0	23	2.6
			1984-85	4	115	7	17	.412	4	6	.667	2	12	14	22	5-0	3	0	18	4.5
7 Years				318	7091	997	2352	.424	734	892	.823	107	353	460	1079	482-0	313	17	2732	8.6
LLOYD DANIELS	6' 7"	205	1997-98	—	—	—	—	—	—	—	—	—	—	—	—	—	—	—	—	—
			1997-98	—	—	—	—	—	—	—	—	—	—	—	—	—	—	—	—	—
JIM DAVIS	6' 8"	224	1968-69	78	1367	265	568	.467	154	231	.667	—	—	—	529	97	—	—	684	8.8
			1969-70	82	2623	438	943	.464	240	318	.755	—	—	—	796	238	—	—	1116	13.6
			1970-71	82	1864	241	503	.479	195	288	.677	—	—	—	546	108	—	—	677	8.3
			1971-72	11	119	8	33	.242	10	18	.556	—	—	—	36	8	—	—	26	2.4
4 Years				253	5973	952	2047	.465	599	855	.701	—	—	—	1907	451	—	—	2503	9.9
EMANUEL DAVIS	6' 5"	195	2001-02	28	714	70	198	.354	16	18	.889	19	55	74	68	68-0	27	5	186	6.6
			2002-03	24	440	32	88	.364	11	22	.773	5	38	43	36	28-0	12	2	88	3.7
2 Years				52	1154	102	286	.357	33	40	.825	24	93	117	104	96-0	39	7	273	5.3
JOHNNY DAVIS	6' 2"	180	1982-83	53	1465	258	567	.455	164	206	.796	37	91	128	315	100-0	43	7	685	12.9
			1983-84	75	2079	354	800	.443	217	256	.848	53	86	139	326	146-0	62	6	925	12.3
			1985-86	27	402	46	107	.430	51	59	.864	2	17	19	112	32-0	13	0	144	5.3
3 Years				155	3946	658	1474	.446	432	521	.829	92	194	286	753	278-0	118	13	1754	11.3
JOSH DAVIS	6' 8"	240	2003-04	4	23	2	5	.400	1	1	1.000	1	4	5	0	3-0	0	0	5	1.3
RON DAVIS	6' 6"	195	1976-77	7	67	8	35	.229	4	13	.308	2	5	7	2	9-0	7	0	20	2.9
TONY DELK	6' 2"	189	2004-05	56	1340	246	591	.416	103	136	.757	26	102	130	104	123-3	47	3	667	11.9
			2005-06	1	7	0	1	.000	0	0	—	1	1	2	0	0-0	0	0	2	2.0
2 Years				57	1347	246	592	.416	103	136	.757	29	103	132	104	123-3	47	3	669	11.7
RANDY DENTON	6' 10"	245	1976-77	45	700	103	256	.402	33	47	.702	81	137	218	33	100-1	14	16	239	5.3
BORIS DIAW	6' 8"	215	2003-04	76	1919	140	313	.447	56	93	.602	111	231	342	182	191-2	59	37	342	4.5
			2004-05	66	1205	124	294	.422	57	77	.740	54	116	149	149	123-0	37	18	314	4.8
2 Years				142	3120	264	607	.435	113	170	.665	165	347	512	331	314-2	96	55	656	4.6
DAN DICKAU	6' 0"	190	2002-03	50	515	70	170	.412	21	26	.808	9	34	43	85	66-0	14	2	183	3.7
			2003-04	23	143	21	49	.429	4	6	.667	4	12	16	18	22-0	9	0	49	2.1
2 Years				73	658	91	219	.416	25	32	.781	13	46	59	103	88-0	23	2	232	3.2
HENRY DICKERSON	6' 4"	190	1976-77	6	83	6	12	.500	5	8	.625	0	2	2	11	13-0	1	0	17	2.8
MICHAEL DOLEAC	6' 11"	262	2003-04	71	1495	239	643	.438	96	120	.800	73	165	238	49	138-0	42	24	587	8.4
JOHN DREW	6' 6"	205	1974-75	78	2289	527	1230	.428	388	544	.713	357	479	836	138	274-4	119	39	1442	18.5
			1975-76	77	2351	586	1168	.502	488	656	.744	286	374	660	150	261-1	138	30	1660	21.6
			1976-77	74	2698	690	1416	.487	412	577	.714	280	395	675	133	275-9	102	29	1790	24.2
			1977-78	70	2210	593	1238	.480	437	575	.760	213	298	511	141	247-8	119	27	1623	23.2
			1978-79	79	2404	650	1375	.473	495	677	.731	225	297	522	119	332-9	128	16	1795	22.7
			1979-80	80	2306	535	1182	.453	489	646	.757	203	268	471	101	313-10	91	23	1559	19.5
			1980-81	67	2075	500	1096	.456	454	577	.787	145	238	383	79	264-9	98	15	1454	21.7
			1981-82	70	2040	465	957	.486	364	491	.741	169	206	375	96	250-6	64	3	1298	18.5
8 Years				595	18362	4545	9660	.471	3527	4743	.744	1878	2555	4333	957	2216-76	899	182	12621	21.2
PEJA DROBNJAK	6' 11"	270	2004-05	71	1495	239	643	.438	96	120	.800	73	165	238	49	138-0	42	24	587	8.4
DENNIS DUVAL	6' 3"	175	1975-76	13	130	15	43	.349	6	9	.667	1	7	8	20	15-0	6	2	36	2.8
JERRY EAVES	6' 4"	185	1984-85	3	37	3	6	.500	5	6	.833	0	0	0	4	6-0	0	0	11	3.7
KEITH EDMONSON	6' 5"	203	1982-83	32	409	48	139	.345	16	27	.593	20	19	39	22	41-0	11	6	112	3.5
DOUG EDWARDS	6' 7"	235	1993-94	16	107	17	49	.347	9	16	.563	7	11	18	8	9-0	2	5	43	2.7
			1994-95	38	212	22	48	.458	23	32	.719	19	29	48	13	30-0	6	4	67	1.8
2 Years				54	319	39	97	.402	32	48	.667	26	40	66	21	39-0	8	9	110	2.0

ALL-TIME ROSTER: 1968 - 2007, CONT.

YEAR	GP	MIN	FGM	FGA	FG%	FTM	FTA	FT%	OR	DR	TR	AST	PF-D	STL	BS	PTS	PPG
JOHN EDWARDS Height: 7' 0" Weight: 275																	
2005-06	40	296	31	64	.484	8	11	.727	18	30	48	5	76-10	3	15	70	1.8
CRAIG EHLO Height: 6' 7" Weight: 205																	
1993-94	82	2147	316	708	.446	112	154	.727	71	208	279	273	161-0	136	26	821	10.0
1995-96	49	1166	191	422	.453	44	71	.620	55	92	147	113	86-0	46	6	477	9.7
1996-97	79	1758	253	591	.428	81	103	.786	65	191	256	138	138-0	85	9	669	8.5
3 Years	219	5071	760	1721	.442	237	328	.723	191	491	682	524	385-0	267	41	1967	8.9
OBINNA EKEZIE Height: 6' 9" Weight: 270																	
2004-05	42	732	79	182	.434	72	93	.774	69	110	179	11	129-2	22	12	230	5.5
LAPHONSO ELLIS Height: 6' 8" Weight: 240																	
1998-99	20	539	80	190	.421	43	61	.705	25	84	109	18	48-1	8	7	204	10.2
1999-00	58	1309	209	464	.450	66	95	.695	98	192	290	59	134-1	32	25	487	8.4
2 Years	78	1848	289	654	.442	109	156	.699	123	276	399	77	182-2	40	32	691	8.9
DUANE FERRELL Height: 6' 7" Weight: 215																	
1988-89	41	231	35	83	.422	30	44	.682	19	22	41	10	33-0	7	6	100	2.4
1989-90	14	29	5	14	.357	2	6	.333	3	4	7	2	3-0	1	0	12	0.9
1990-91	78	1165	171	356	.480	125	156	.801	97	82	179	55	151-3	33	27	475	6.1
1991-92	66	1598	331	632	.524	166	218	.761	105	105	210	92	134-0	49	17	839	12.7
1992-93	82	1736	327	696	.470	176	226	.779	97	94	191	132	160-1	59	17	839	10.2
1993-94	72	1155	184	379	.485	144	184	.783	62	67	129	65	85-0	44	16	513	7.1
6 Years	353	5914	1053	2160	.488	643	834	.771	383	374	757	356	566-4	193	83	2778	7.9
GREG FOSTER Height: 6' 11" Weight: 240																	
1992-93	33	205	44	95	.463	13	18	.722	24	32	56	10	41-0	3	9	101	3.1
MATT FREJE Height: 6' 10" Weight: 240																	
2006-07	19	147	16	54	.296	5	6	.833	8	16	24	7	13-0	3	1	40	2.1
HIRAM FULLER Height: 6' 9" Weight: 240																	
2003-04	4	43	3	8	.375	2	6	.333	4	7	11	2	5-0	0	1	8	2.0
TERRY FURLOW Height: 6' 4" Weight: 190																	
1978-79	29	576	113	235	.481	60	70	.857	32	39	71	81	42-0	18	13	286	9.9
1979-80	21	404	66	161	.410	44	51	.863	23	19	42	72	19-0	19	9	177	8.4
2 Years	50	980	179	396	.452	104	121	.859	55	58	113	153	61-0	37	22	463	9.3
HERM GILLIAM Height: 6' 3" Weight: 190																	
1971-72	82	2337	345	774	.446	145	173	.838	—	—	335	377	232-3	—	—	835	10.2
1972-73	75	2741	471	1007	.468	123	150	.820	—	—	399	482	257-9	—	—	1065	14.0
1973-74	62	2003	384	846	.454	106	134	.791	61	206	267	355	190-5	134	18	874	14.1
1974-75	60	1393	314	736	.427	94	113	.832	76	128	204	170	124-1	77	13	722	12.0
4 Years	280	8474	1514	3363	.450	468	570	.821	137	334	1205	1384	803-17	211	31	3496	12.5
JACK "GOOSE" GIVENS Height: 6' 5" Weight: 205																	
1978-79	74	1347	234	564	.415	102	135	.756	98	116	214	83	121-0	72	17	570	7.7
1979-80	82	1254	182	473	.385	106	128	.828	114	128	242	59	132-1	51	19	470	5.7
2 Years	156	2601	416	1037	.401	208	263	.791	212	244	456	142	253-1	123	36	1040	6.7
MIKE "STINGER" GLENN Height: 6' 3" Weight: 185																	
1981-82	49	833	158	291	.543	59	67	.881	5	56	61	87	80-0	26	3	376	7.7
1982-83	73	1124	230	444	.518	74	89	.831	16	74	90	125	132-0	30	9	534	7.3
1983-84	81	1503	312	554	.563	56	70	.800	17	87	104	171	146-1	46	5	681	8.4
1984-85	60	1126	228	388	.588	62	76	.816	20	61	81	122	74-0	27	0	518	8.6
4 Years	263	4586	928	1677	.553	251	302	.831	58	278	336	505	432-1	129	17	2109	8.0
DION GLOVER Height: 6' 5" Weight: 225																	
1999-00	30	446	66	171	.386	51	70	.729	15	23	38	27	28-0	15	4	195	6.5
2000-01	57	929	141	336	.420	47	69	.681	39	92	131	69	92-1	49	10	338	5.9
2001-02	55	1156	192	456	.421	78	103	.757	36	133	169	84	89-1	45	14	492	8.9
2002-03	76	1890	277	648	.427	127	162	.784	62	220	282	141	146-0	71	15	737	9.7
2003-04	55	1465	205	524	.391	110	142	.775	54	183	237	115	106-0	40	17	556	10.1
5 Years	273	5886	881	2135	.413	413	546	.756	206	651	857	436	461-2	220	60	2318	8.5
RICKY GRACE Height: 6' 1" Weight: 180																	
1993-94	3	8	2	3	.667	0	2	.000	0	1	1	1	3-0	0	0	4	1.3
PAUL "SNOOP" GRAHAM Height: 6' 6" Weight: 200																	
1991-92	78	1718	305	682	.447	126	170	.741	72	159	231	175	193-3	96	21	791	10.1
1992-93	80	1508	256	560	.457	96	131	.733	61	129	190	164	185-0	86	6	650	8.1
1993-94	21	128	21	57	.368	13	17	.765	4	8	12	13	11-0	4	5	58	2.8
3 Years	179	3354	582	1299	.448	235	318	.739	137	296	433	352	389-3	186	32	1499	8.4
RONNIE GRANDISON Height: 6' 6" Weight: 220																	
1995-96	4	19	2	4	.500	0	0	---	1	5	6	1	0-0	0	0	4	1.0
STEWART GRANGER Height: 6' 3" Weight: 195																	
1984-85	9	92	6	17	.353	4	8	.500	1	5	6	12	13-0	2	0	16	1.8

Kent State '04

Washington St. '83

Maryland '99

Notre Dame '92

Georgia Tech '88

UTEP '90

Vanderbilt '04

Fresno State '03

Michigan St. '76

Purdue '93

Kentucky '78

Georgia Tech '99

Oklahoma '88

Ohio '89

New Orleans '87

Villanova '83



ALL-TIME ROSTER: 1968 - 2007, CONT.

YEAR	GP	MIN	FGM	FGA	FG%	FTM	FTA	FT%	OR	DR	TR	AST	PF-D	STL	BS	PTS	PPG
ED GRAY Height: 6' 3" Weight: 225 California '92																	
1997-98	30	472	77	202	.381	55	65	.846	9	36	45	34	73-0	15	11	227	7.6
1998-99	30	337	53	182	.291	28	37	.757	7	21	28	12	30-0	12	1	146	4.9
2 Years	60	809	130	384	.339	83	102	.814	16	57	73	46	103-0	27	12	373	6.2
GARY GREGOR Height: 6' 7" Weight: 235 South Carolina '68																	
1969-70	81	1603	286	661	.433	88	113	.779	—	—	397	63	159-5	—	—	660	8.1
RICHIE GUERIN Height: 6' 4" Weight: 210 Iowa '54																	
1968-69	27	472	47	111	.423	57	74	.770	—	—	59	99	66-0	—	—	151	5.6
1969-70	8	64	3	11	.273	1	1	1.000	—	—	2	12	9-0	—	—	7	0.9
2 Years	35	536	50	122	.410	58	75	.773	—	—	61	111	75-0	—	—	158	4.5
TOM GUGLIOTTA Height: 6' 10" Weight: 250 N.C. State '92																	
1994-95	27	748	88	204	.431	29	37	.784	41	107	148	56	81-0	32	13	213	7.9
SHALOR HALIMON Height: 6' 6" Weight: 220 Utah '68																	
1971-72	1	4	0	0	.000	0	0	.000	—	—	0	0	1-0	—	—	0	0.0
JEFF HALLIBURTON Height: 6' 5" Weight: 190 Drake '71																	
1971-72	37	288	61	133	.459	25	30	.833	—	—	37	20	50-1	—	—	147	4.0
1972-73	24	238	50	116	.431	21	22	.955	—	—	26	28	29-0	—	—	121	5.0
2 Years	61	526	111	249	.446	46	52	.895	—	—	63	48	79-1	—	—	268	4.4
DARVIN HAM Height: 6' 7" Weight: 240 Texas Tech '96																	
2002-03	75	926	71	159	.447	38	79	.481	73	80	153	38	127-0	16	19	180	2.4
DENNIS HAMILTON Height: 6' 8" Weight: 210 Arizona St. '66																	
1968-69	25	141	37	67	.552	2	5	.400	—	—	29	8	19-0	—	—	76	3.0
DARRIN HANCOCK Height: 6' 7" Weight: 212 Kansas '93																	
1996-97	14	86	13	27	.481	8	12	.667	3	10	13	7	6-0	7	1	34	2.4
TRAVIS HANSEN Height: 6' 6" Weight: 205 Brigham Young '03																	
2003-04	41	507	46	130	.354	22	27	.815	30	40	70	19	67-0	10	9	123	3.0
SKIP HARLICKA Height: 6' 11" Weight: 185 South Carolina '68																	
1968-69	26	218	41	90	.456	24	31	.774	—	—	16	37	29-0	—	—	108	4.1
AL HARRINGTON Height: 6' 9" Weight: 245 St. Patrick's HS (NJ) '88																	
2004-05	66	2550	453	986	.459	236	351	.672	145	316	461	208	249-2	85	16	1158	17.5
2005-06	76	2782	551	1220	.452	243	350	.694	132	391	523	238	301-5	85	14	1411	18.6
2 Years	142	5332	1004	2206	.455	479	701	.683	277	707	984	446	550-7	170	30	2569	18.1
ANTONIO HARVEY Height: 6' 11" Weight: 250 Pfeiffer '93																	
2002-03	4	32	2	5	.400	0	0	---	1	5	6	0	7-0	1	4	4	1.0
SCOTT HASTINGS Height: 6' 10" Weight: 225 Arkansas '92																	
1982-83	10	42	5	16	.313	4	6	.667	5	5	10	2	3-0	1	1	14	1.4
1983-84	68	1135	111	237	.468	82	104	.788	96	174	270	46	220-7	40	36	305	4.5
1984-85	64	825	89	188	.473	63	81	.778	59	100	159	46	135-1	24	23	241	3.8
1985-86	62	650	65	159	.409	60	70	.857	44	80	124	26	118-2	14	8	193	3.1
1986-87	40	256	23	68	.338	23	29	.793	16	54	70	13	35-0	10	7	71	1.8
1987-88	55	403	40	82	.488	25	27	.926	27	70	97	16	67-1	8	10	110	2.0
6 Years	299	3311	333	750	.444	257	317	.811	247	483	730	149	578-11	97	85	834	3.1
STEVE HAWES Height: 6' 9" Weight: 220 Washington '72																	
1976-77	44	945	147	305	.482	67	88	.761	78	183	261	63	141-4	36	24	361	8.2
1977-78	75	2325	387	854	.453	175	214	.818	180	510	690	190	230-4	78	57	949	12.7
1978-79	81	2205	372	756	.492	108	132	.818	190	401	591	184	264-1	79	47	852	10.5
1979-80	82	1885	304	605	.502	150	182	.824	148	348	496	144	205-4	74	29	761	9.3
1980-81	74	2309	333	637	.523	222	278	.799	165	396	561	168	287-13	73	30	889	12.0
1981-82	49	1317	178	370	.481	96	126	.762	89	231	320	142	156-4	36	34	456	9.3
1982-83	46	860	91	244	.373	46	62	.742	53	175	228	59	110-9	29	73	230	5.0
7 Years	461	11846	1812	3771	.481	864	1082	.799	903	2244	3147	950	1393-31	405	294	4488	10.0
CONNIE "The Hawk" HAWKINS Height: 6' 8" Weight: 210 Iowa '60																	
1975-76	74	1907	237	530	.447	136	191	.712	102	343	445	212	172-2	80	46	610	8.2
WALT HAZZARD Height: 6' 3" Weight: 185 UCLA '64																	
1968-69	80	2420	345	869	.397	208	294	.707	—	—	269	74	264-6	—	—	898	11.2
1969-70	82	2757	493	1056	.467	267	330	.809	—	—	329	561	264-3	—	—	1253	15.3
1970-71	82	2877	517	1126	.459	315	415	.759	—	—	300	514	276-2	—	—	1349	16.5
3 Years	244	8054	1355	3051	.444	790	1039	.760	—	—	895	1549	804-11	—	—	3500	14.3
ALAN HENDERSON Height: 6' 9" Weight: 240 Iowa '95																	
1995-96	79	1416	192	434	.442	119	200	.595	164	192	356	51	217-5	44	43	503	6.4
1996-97	30	501	77	162	.475	45	75	.600	47	69	116	23	73-1	21	6	199	6.6
1997-98	69	2000	365	753	.485	253	388	.652	199	243	442	73	175-1	40	36	986	14.3
1998-99	38	1142	187	423	.442	100	149	.671	100	150	250	28	96-1	33	19	474	12.5
1999-00	82	2775	429	930	.461	224	334	.671	265	306	571	77	233-3	81	54	1083	13.2
2000-01	73	1810	298	671	.444	173	271	.638	180	226	406	50	164-2	51	29	769	10.5
2001-02	26	422	59	116	.509	24	45	.533	31	66	97	11	40-0	11	15	143	5.5
2002-03	82	1494	153	327	.468	88	138	.638	156	242	398	41	168-1	33	32	394	4.8
2003-04	6	68	10	21	.476	4	6	.667	11	10	21	2	1-0	1	2	24	4.0
9 Years	485	11628	1770	3837	.461	1030	1606	.641	1154	1503	2657	356	1167-14	317	236	4575	9.4

ALL-TIME ROSTER: 1968 - 2007, CONT.

YEAR	GP	MINS	FGM	FGA	FG%	FTM	FTA	FT%	OR	DR	TR	AST	PF-D	STL	BS	PTS	PPG
CEDRIC HENDERSON Height: 6' 9" Weight: 215 Georgia '88																	
1968-87	6	10	2	5	40.0	1	1	100.0	2	1	3	0	1-0	0	0	5	0.8
TOM HENDERSON Height: 6' 3" Weight: 190 Hawaii '74																	
1974-75	79	2131	367	893	.411	168	241	.697	51	161	212	314	149-0	105	7	902	11.4
1975-76	81	2900	469	1136	.413	216	305	.708	58	207	265	374	195-1	137	10	1154	14.2
1976-77	46	1568	196	453	.433	126	168	.750	18	106	124	386	74-0	79	8	518	11.3
3 Years	206	6599	1032	2482	.416	510	714	.714	127	474	601	1074	418-1	321	26	2574	12.5
STEVE HENSON Height: 6' 11" Weight: 180 Kansas State '90																	
1992-93	53	719	71	182	.390	34	40	.850	12	43	55	155	85-0	30	1	213	4.0
KEITH HERRON Height: 6' 6" Weight: 190 Villanova '78																	
1978-79	14	81	14	48	.292	12	13	.923	4	6	10	3	11-0	6	2	40	2.9
ARMOND HILL Height: 6' 4" Weight: 190 Princeton '76																	
1976-77	81	1825	175	439	.399	139	174	.799	39	104	143	403	245-8	85	6	489	6.0
1977-78	82	2530	304	732	.415	189	223	.848	59	172	231	427	302-15	151	15	797	9.7
1978-79	82	2527	296	682	.434	246	288	.854	41	123	164	480	292-8	102	16	838	10.2
1979-80	79	2092	177	431	.411	124	146	.849	31	107	138	424	261-7	107	8	479	6.1
1980-81	24	624	39	116	.336	42	50	.840	10	41	51	118	60-0	26	3	120	5.0
1983-84	15	181	14	46	.304	17	21	.810	2	8	10	35	30-1	7	0	45	3.0
9 Years	363	9779	1005	2446	.411	757	902	.839	182	555	737	1887	1190-39	478	48	2768	7.6
WILBUR HOLLAND Height: 6' 0" Weight: 175 New Orleans '76																	
1975-76	33	351	85	213	.399	22	34	.647	15	26	41	26	48-0	20	2	192	5.8
TOM HOVASSE Height: 6' 8" Weight: 205 Penn State '89																	
1994-95	2	4	0	1	.000	0	1	.000	0	0	0	0	1-0	1	0	0	0.0
LOU "Super Lou" HUDSON Height: 6' 5" Weight: 205 Minnesota '66																	
1968-69	81	2869	716	1455	.492	338	435	.777	—	—	533	216	248-0	—	—	1770	21.9
1969-70	80	3091	830	1565	.531	371	450	.824	—	—	373	276	225-1	—	—	2031	25.4
1970-71	75	3113	829	1713	.484	381	502	.759	—	—	386	257	186-0	—	—	2039	26.8
1971-72	77	3042	775	1540	.503	349	430	.812	—	—	385	309	225-0	—	—	1899	24.7
1972-73	75	3027	816	1710	.477	397	481	.825	—	—	467	258	197-1	—	—	2029	27.1
1973-74	65	2588	678	1356	.500	295	353	.836	126	224	350	213	205-3	160	29	1651	25.4
1974-75	11	380	97	225	.431	48	57	.842	14	33	47	40	33-1	13	2	242	22.0
1975-76	81	2558	569	1205	.472	237	291	.814	104	196	300	214	241-3	124	17	1375	17.0
1976-77	58	1745	413	905	.456	142	169	.840	48	81	129	155	160-2	67	19	968	16.7
9 Years	604	22413	5723	11673	.490	2558	3168	.808	292	534	2970	1938	1720-11	364	67	14004	23.2
TOM INGLESBY Height: 6' 3" Weight: 185 Villanova '73																	
1973-74	48	398	50	131	.382	29	37	.784	10	34	44	37	43-0	19	4	129	2.7
ROYAL IVEY Height: 6' 4" Weight: 215 Texas '04																	
2004-05	62	809	85	198	.429	47	67	.701	19	65	84	103	140-1	39	7	220	3.5
2005-06	73	978	116	264	.439	24	33	.727	31	65	96	74	147-1	24	7	260	3.6
2006-07	53	539	64	143	.448	24	35	.686	15	36	51	45	62-0	24	4	157	3.0
3 Years	188	188	265	605	.438	95	135	.704	65	166	231	222	349-2	87	18	637	3.4
JERMAINE JACKSON Height: 6' 5" Weight: 204 Detroit '99																	
2002-03	29	273	19	42	.452	17	28	.607	9	23	32	35	27-0	10	3	55	1.9
JIM JACKSON Height: 6' 6" Weight: 220 Ohio State '92																	
1999-00	79	2767	507	1235	.411	186	212	.877	101	293	394	230	167-0	57	10	1317	16.7
2000-01	17	550	77	217	.355	73	85	.859	17	62	79	50	42-0	19	4	243	14.3
2 Years	96	3317	584	1452	.402	259	297	.872	118	355	473	280	209-0	76	14	1560	16.3
STEPHEN JACKSON Height: 6' 8" Weight: 218 Oak Hill Academy																	
2003-04	80	2940	536	1261	.425	233	297	.785	97	273	370	244	216-3	142	20	1450	18.1
HENRY JAMES Height: 6' 8" Weight: 220 St. Mary's (TX) '88																	
1996-97	53	945	125	306	.408	30	36	.833	27	54	81	21	98-1	11	1	356	6.7
ANTHONY JOHNSON Height: 6' 3" Weight: 190 College of Charleston '97																	
1998-99	43	885	91	225	.404	57	82	.695	16	59	75	107	67-0	35	7	244	5.0
1999-00	38	423	33	103	.350	19	24	.792	15	24	39	59	41-0	23	2	82	2.4
2000-01	25	279	26	71	.366	12	17	.796	3	20	23	34	41-0	17	5	64	2.6
3 Years	112	1587	153	399	.383	88	123	.715	34	103	137	200	149-0	75	14	400	3.6
DERMARR JOHNSON Height: 6' 9" Weight: 201 Cincinnati '00																	
2000-01	78	1313	146	390	.374	64	87	.736	56	122	178	64	134-0	43	30	397	5.1
2001-02	72	1272	214	540	.396	85	105	.810	59	188	247	81	163-1	62	56	602	8.4
3 Years	150	3040	360	930	.387	149	192	.776	115	310	425	145	297-1	105	86	1104	7.4
EDDIE JOHNSON Height: 6' 2" Weight: 190 Auburn '77																	
1977-78	79	1875	332	686	.484	164	201	.816	51	102	153	235	232-4	100	4	838	10.5
1978-79	78	2413	501	982	.510	243	292	.832	65	105	170	360	241-6	121	11	1245	16.0
1979-80	79	2622	590	1212	.487	280	338	.828	95	105	200	370	216-2	120	24	1465	18.5
1980-81	75	2693	573	1136	.504	279	356	.784	60	119	179	407	187-2	126	11	1431	19.1
1981-82	68	2314	455	1011	.450	294	385	.764	63	128	191	358	188-1	102	16	1211	17.8
1982-83	61	1813	389	858	.453	186	237	.785	26	98	124	318	138-2	61	6	978	16.0
1983-84	67	1933	353	798	.442	164	213	.770	31	115	146	374	155-2	58	7	886	13.2
1984-85	73	2367	453	946	.479	265	332	.798	38	154	192	566	184-1	43	7	1193	16.3
1985-86	39	862	155	328	.473	73	110	.718	17	58	75	219	72-1	10	1	349	10.1
9 Years	619	18852	3801	8157	.466	1954	2464	.793	446	984	1430	3207	1613-11	741	87	9631	15.6
GEORGE JOHNSON Height: 6' 11" Weight: 220 Dillard '70																	
1982-83	37	461	25	57	.439	14	19	.737	44	73	117	17	69-0	10	59	64	1.7



ALL-TIME ROSTER: 1968 - 2007, cont.

YEAR	GP	MINS	FGM	FGA	FG%	FTM	FTA	FT%	OR	DR	TR	AST	PF-D	STL	BS	PTS	PPG
OLLIE JOHNSON Height: 6' 6" Weight: 200																	
1977-78	82	1704	292	619	47.2	111	130	.854	89	171	260	120	180-2	80	36	675	8.5
Dwight Jones Height: 6' 10" Weight: 230																	
1973-74	74	1448	238	502	47.4	116	156	.744	145	309	454	86	197-3	29	64	778	10.4
1974-75	75	2086	323	752	43.0	132	183	.721	236	461	697	152	226-1	51	51	778	10.4
1974-75	66	1762	251	542	46.3	163	219	.744	171	353	524	83	214-8	52	61	665	10.1
3 Years	215	4296	812	1796	45.2	411	558	.736	552	1123	1675	321	637-12	132	176	2935	9.5
REGGIE JORDAN Height: 6' 4" Weight: 195																	
1995-96	24	247	36	71	.507	22	38	.579	23	29	52	29	30-0	12	7	94	3.9
BOB KAUFFMAN Height: 6' 8" Weight: 240																	
1974-75	73	797	113	261	.433	59	84	.702	67	115	182	81	103-1	19	4	285	3.9
ADAM KEEFE Height: 6' 9" Weight: 241																	
1992-93	82	1549	188	378	.500	166	237	.700	171	261	432	80	195-1	57	16	542	6.6
1993-94	63	763	96	213	.451	81	111	.730	77	124	201	34	80-0	20	9	273	4.3
2 Years	145	2312	284	589	.482	247	348	.710	248	385	633	114	275-1	77	25	273	5.6
TIM KEMPTON Height: 6' 10" Weight: 255																	
1995-96	3	11	0	0	---	0	0	---	0	2	2	1	5-0	0	0	0	---
BREVIN KNIGHT Height: 5' 10" Weight: 170																	
2000-01	47	1364	137	256	.535	49	60	.817	22	139	161	286	130-2	95	3	324	6.9
JON KONCAK Height: 7' 0" Weight: 250																	
1985-86	82	1695	263	519	.507	156	257	.607	171	296	467	55	296-10	37	69	682	8.3
1986-87	82	1684	169	352	.480	125	191	.654	153	340	493	31	262-2	52	76	463	5.6
1987-88	49	1073	98	203	.483	83	136	.610	103	230	333	19	161-1	36	56	279	5.7
1988-89	74	1531	141	269	.524	63	114	.553	147	306	453	56	238-4	54	98	345	4.7
1989-90	54	977	78	127	.614	42	79	.532	58	168	226	23	182-4	38	34	198	3.7
1990-91	77	1931	140	321	.436	32	54	.593	101	274	375	124	265-6	74	76	313	4.1
1991-92	77	1489	111	284	.381	19	29	.655	62	199	261	132	207-2	50	67	241	3.1
1992-93	78	1975	124	267	.464	24	50	.480	100	327	427	140	264-6	75	100	275	3.5
1993-94	82	1823	159	369	.431	24	36	.667	83	282	365	102	238-1	63	125	342	4.2
1994-95	62	943	77	187	.412	13	24	.542	23	161	184	52	137-1	36	46	179	2.9
10 Years	717	15121	1360	2898	.469	581	970	.599	1001	2583	3584	734	2248-37	515	747	3317	4.6
TONI KUKOC Height: 6' 11" Weight: 235																	
2000-01	17	618	124	252	.492	49	72	.681	19	78	97	106	36-0	13	5	335	19.7
2001-02	59	1494	211	504	.419	109	153	.712	43	175	218	210	91-0	48	17	584	9.9
2 Years	76	2112	335	756	.443	158	225	.702	62	253	315	316	127-0	61	22	919	12.1
CHRISTIAN LAETNER Height: 6' 11" Weight: 245																	
1995-96	30	977	159	325	.489	107	130	.823	86	150	235	68	119-3	31	28	425	14.2
1996-97	82	3140	548	1128	.486	359	440	.816	212	508	720	223	277-8	102	64	1486	18.1
1997-98	74	2282	354	730	.485	306	354	.864	142	345	487	190	246-6	71	73	1020	13.8
3 Years	186	6399	1061	2183	.486	772	924	.835	440	1003	1443	481	542-17	204	165	2931	15.8
MARK LANDSBERGER Height: 6' 8" Weight: 230																	
1983-84	35	335	19	51	.373	15	26	.577	42	77	119	10	32-0	6	3	53	1.5
ANDREW LANG Height: 6' 11" Weight: 250																	
1993-94	82	1608	215	458	.469	73	106	.689	126	187	313	51	192-2	38	87	504	6.1
1994-95	82	2340	320	677	.473	152	188	.809	154	302	456	73	268-4	45	136	794	9.7
1995-96	51	1815	281	619	.454	95	118	.805	111	223	334	62	178-4	35	85	657	12.9
3 Years	215	5763	816	1754	.465	320	412	.777	391	712	1103	186	638-10	118	308	1955	9.1
PRIEST LAUDERDALE Height: 7' 4" Weight: 343																	
1996-97	35	180	49	89	.551	13	23	.565	16	27	43	12	39-0	1	9	111	3.2
ALFRED "Butch" LEE Height: 6' 0" Weight: 185																	
1978-79	49	997	144	313	.460	88	117	.752	11	48	59	169	88-0	56	1	376	7.7
CLYDE LEE Height: 6' 10" Weight: 230																	
1974-75	9	117	12	36	.333	32	39	.821	24	46	70	8	25-0	1	4	56	6.2
RON LEE Height: 6' 4" Weight: 193																	
1979-80	30	364	29	91	.319	9	17	.529	11	22	33	67	65-1	15	4	67	2.2
GEORGE LEHMANN Height: 6' 3" Weight: 190																	
1968-69	11	138	26	67	.388	8	12	.667	---	---	9	27	18-0	---	---	60	5.5
GARY LEONARD Height: 7' 1" Weight: 240																	
1990-91	4	9	0	0	0.00	2	4	.500	0	2	2	0	2-0	0	1	2	0.5
1991-92	5	13	4	6	.667	2	2	1.000	3	2	5	1	3-0	1	0	10	2.0
2 Years	9	22	4	6	.667	4	6	.667	3	4	7	1	5-0	1	1	12	1.3
JIM LES Height: 5' 11" Weight: 175																	
1994-95	24	188	11	38	.289	23	27	.852	6	20	26	44	28-0	4	0	50	2.1

ALL-TIME ROSTER: 1968 - 2007, CONT.

YEAR	GP	MIN	FGM	FGA	FG%	FTM	FTA	FT%	OR	DR	TR	AST	PF-D	STL	BS	PTS	PPG
CLIFF LIVINGSTON Height: 6' 8" Weight: 220																	
1984-85	74	2017	291	552	.527	145	222	.653	230	336	566	104	231-3	70	69	727	9.8
1985-86	81	1945	294	551	.534	164	242	.678	193	341	534	72	260-5	76	39	752	9.3
1986-87	82	1848	251	496	.506	155	212	.731	219	314	533	40	261-4	48	68	657	8.0
1987-88	82	2135	314	564	.557	190	246	.772	228	276	504	71	287-5	52	84	819	10.0
1988-89	80	2184	300	568	.528	133	191	.696	194	304	498	75	270-9	97	70	734	9.2
1989-90	75	1706	216	424	.509	83	122	.680	113	206	319	80	216-2	55	41	516	6.9
6 Years	474	11835	3155	1666	.528	1235	870	.704	1177	1777	2954	442	625-23	398	371	4205	8.9
RANDY LIVINGSTON Height: 6' 4" Weight: 209																	
1997-98	12	82	3	12	.250	4	5	.800	1	5	6	5	PF-D	STL	BS	PTS	PPG
12	82	3	12	.250	4	5	.800	1	5	6	5	6-0	7	2	10	0.8	
GRANT LONG Height: 6' 9" Weight: 248																	
1994-95	79	2579	337	704	.479	238	315	.756	190	405	595	127	232-2	107	34	923	11.7
1995-96	82	3008	395	838	.471	257	337	.763	248	540	788	183	233-3	108	34	1078	13.1
1998-99	50	1380	151	359	.421	184	235	.783	100	196	296	53	143-0	57	74	489	9.8
3 Years	211	6967	883	1901	.464	679	887	.766	538	1141	1679	363	608-5	272	142	2490	11.8
JOHN LONG Height: 6' 5" Weight: 195																	
1989-90	48	1030	174	384	.453	46	55	.836	26	57	83	85	66-0	45	5	404	8.4
SIDNEY LOWE Height: 6' 0" Weight: 195																	
1984-85	15	159	8	20	.400	8	8	1.000	4	11	15	42	23-0	11	0	24	1.6
DURAND "Rudy" MACKLIN Height: 6' 7" Weight: 205																	
1981-82	79	1516	210	484	.434	134	173	.775	113	150	263	47	154-0	40	20	554	7.0
1982-83	73	1171	170	360	.472	101	131	.771	85	105	190	71	189-4	41	10	441	6.0
2 Years	152	2687	380	844	.450	235	304	.773	198	255	453	118	414-9	81	30	995	6.5
MOSES MALONE Height: 6' 10" Weight: 255																	
1988-89	81	2878	538	1096	.491	561	711	.789	386	570	956	112	154-0	79	100	1637	20.2
1989-90	81	2735	517	1077	.480	493	631	.781	364	448	812	130	158-0	47	84	1528	18.9
1990-91	82	1912	280	598	.468	309	372	.831	271	396	667	68	134-0	30	74	869	10.6
3 Years	244	7525	1335	2771	.482	1363	1714	.795	1021	1414	2435	310	446-0	156	258	4034	16.5
MATT MALONEY Height: 6' 3" Weight: 200																	
2000-01	55	1403	146	348	.420	26	34	.765	14	103	117	154	94-1	56	5	369	6.7
2002-03	14	103	8	25	.320	3	5	6.000	1	6	7	17	9-0	4	0	24	1.7
2 Years	69	1506	154	373	.413	29	39	.744	15	109	124	171	103-1	60	5	393	5.7
DANNY MANNING Height: 6' 10" Weight: 234																	
1993-94	26	925	177	372	.476	54	83	.651	49	120	169	85	93-0	46	25	409	15.7
PACE MANNION Height: 6' 7" Weight: 190																	
1988-89	5	18	2	6	.333	0	0	0.000	0	2	2	2	2-0	2	0	4	0.8
PETE MARAVICH Height: 6' 5" Weight: 200																	
1970-71	81	2926	738	1613	.458	404	506	.800	—	—	298	355	238-1	—	—	1880	23.2
1971-72	66	2302	460	1077	.427	355	438	.811	—	—	256	393	207-0	—	—	1275	19.3
1972-73	79	3089	789	1788	.441	485	606	.800	—	—	346	546	245-1	—	—	2063	26.1
1973-74	76	2903	819	1791	.457	469	568	.826	98	276	374	396	261-4	111	13	2107	27.7
4 Years	302	11220	2806	6269	.448	1713	2117	.809	98	276	1274	1690	951-6	111	13	7325	24.3
ROY MARBLE Height: 6' 6" Weight: 190																	
1989-90	24	162	16	58	.276	19	29	.655	15	9	24	11	16-0	7	1	51	2.1
EDDIE MAST Height: 6' 9" Weight: 220																	
1972-73	42	447	50	118	.424	19	30	.633	—	—	136	37	50-0	—	—	119	2.8
WES MATTHEWS Height: 6' 1" Weight: 165																	
1980-81	34	1105	161	330	.488	103	123	.837	16	56	72	212	122-1	61	7	425	12.5
1981-82	47	838	131	298	.440	60	79	.759	19	39	58	139	129-3	53	2	324	6.9
1982-83	64	1187	171	424	.403	86	112	.768	25	66	91	249	129-0	60	8	442	6.9
1983-84	6	96	16	30	.533	18	22	.818	1	3	4	21	13-0	5	1	50	8.3
1989-90	1	13	1	3	.333	2	2	1.000	0	0	0	5	0-0	0	0	4	4.0
5 Years	152	3239	480	1085	.442	269	338	.796	61	164	225	626	393-4	179	18	1245	8.1
DON MAY Height: 6' 4" Weight: 200																	
1971-72	75	1285	234	476	.492	126	164	.768	—	—	217	55	133-0	—	—	594	7.9
1972-73	32	317	61	134	.455	22	31	.710	—	—	67	21	55-0	—	—	144	4.5
2 Years	107	1602	295	610	.484	148	195	.759	—	—	284	76	188-0	—	—	738	6.9
TRAVIS MAVS Height: 6' 2" Weight: 190																	
1991-92	2	32	6	14	.429	2	2	1.000	1	1	2	1	4-0	0	0	17	8.5
1992-93	49	787	129	309	.417	54	82	.659	20	33	52	72	59-0	21	3	341	7.0
2 Years	51	819	135	323	.418	56	84	.667	21	34	55	73	63-0	21	3	358	7.0
AMAL McCASKILL Height: 6' 11" Weight: 245																	
2002-03	11	70	4	17	.235	3	4	.750	7	15	22	5	13-0	3	1	11	1.0
TIM MCCORMICK Height: 7' 0" Weight: 240																	
1980-81	58	689	84	187	.497	66	90	.733	56	109	165	32	91-1	11	14	262	4.5
JELANI McCOY Height: 6' 10" Weight: 245																	
2004-05	10	88	7	13	.538	1	5	.200	7	14	21	0	24-0	3	8	15	1.5

HISTORY



ALL-TIME ROSTER: 1968 - 2007, CONT.

															Central Michigan '75		
JAMES McELROY Height: 6' 3" Weight: 185															BS	PTS	PPG
YEAR	GP	MIN	FGM	FGA	FG%	FTM	FTA	FT%	OR	DR	TR	AST	PF-D	STL	BS	PTS	PPG
1979-80	31	516	66	171	38.6	37	53	69.8	20	29	49	65	45-1	21	5	171	5.5
1980-81	54	680	78	202	38.6	48	59	81.4	10	38	48	82	62-20	20	9	205	3.8
1981-82	20	349	52	125	41.6	29	36	80.6	66	11	17	39	44-0	8	3	134	6.7
3 Years	105	1545	196	498	39.4	114	148	77.0	36	78	114	186	151-1	49	17	510	4.9
MIKE McGEE Height: 6' 5" Weight: 207															Michigan '81		
YEAR	GP	MIN	FGM	FGA	FG%	FTM	FTA	FT%	OR	DR	TR	AST	PF-D	STL	BS	PTS	PPG
1986-87	76	1420	311	677	45.9	80	137	58.4	71	88	159	149	156-6	61	2	788	10.4
1987-88	11	117	22	52	42.3	2	6	33.3	4	12	16	13	6-0	5	0	51	4.6
2 Years	87	1537	333	729	45.7	82	143	57.3	75	100	175	162	162-1	66	2	839	9.6
ROSHOWN McLEOD Height: 6' 8" Weight: 230															Duke '98		
YEAR	GP	MIN	FGM	FGA	FG%	FTM	FTA	FT%	OR	DR	TR	AST	PF-D	STL	BS	PTS	PPG
1998-99	34	348	62	163	38.0	37	45	82.2	12	38	50	14	24-0	2	1	162	4.8
1999-00	44	860	131	332	39.5	54	70	77.1	41	97	138	52	84-16	5	5	318	7.2
2000-01	34	907	144	330	43.6	45	51	88.2	37	81	118	58	88-20	8	3	335	9.9
3 Years	112	2115	337	825	40.8	136	166	81.9	90	216	306	124	196-0	41	14	815	7.3
TOM McMILLEN Height: 6' 11" Weight: 215															Maryland '74		
YEAR	GP	MIN	FGM	FGA	FG%	FTM	FTA	FT%	OR	DR	TR	AST	PF-D	STL	BS	PTS	PPG
1977-78	68	1683	280	568	49.3	116	145	80.0	151	265	416	84	233-8	33	16	676	9.9
1978-79	82	1392	232	498	46.6	109	119	89.1	131	201	332	69	211-2	15	32	570	7.0
1979-80	53	1071	191	382	50.0	81	107	75.7	70	150	220	62	126-2	36	14	463	8.7
1980-81	79	1564	253	518	48.8	80	108	74.1	96	199	295	72	163-30	23	25	587	7.4
1981-82	73	1792	291	572	50.9	140	170	82.4	102	234	336	129	202-1	25	24	723	9.9
1982-83	61	1364	198	424	46.7	108	133	81.2	57	160	217	76	143-2	17	24	504	8.3
6 Years	416	9996	1445	2962	48.8	634	782	81.1	607	1209	1816	492	1078-15	149	135	3523	8.5
SLAVA MEDVEDENKO Height: 6' 10" Weight: 253															Ukraine		
YEAR	GP	MIN	FGM	FGA	FG%	FTM	FTA	FT%	OR	DR	TR	AST	PF-D	STL	BS	PTS	PPG
2006-07	14	81	12	29	41.4	17	20	85.0	4	10	14	2	16-0	0	2	42	3.0
DEAN "The Dream" MEMINGER Height: 6' 1" Weight: 170															Marquette '71		
YEAR	GP	MIN	FGM	FGA	FG%	FTM	FTA	FT%	OR	DR	TR	AST	PF-D	STL	BS	PTS	PPG
1974-75	80	2177	233	500	46.6	168	263	63.9	84	130	214	397	160-10	118	11	634	7.9
1975-76	68	1418	155	379	40.9	100	152	65.8	65	86	155	222	116-54	8	8	410	6.0
2 Years	148	3595	388	879	44.1	268	415	64.6	149	216	365	619	276-0	172	19	1044	7.1
JOE C. MERIWETHER Height: 6' 10" Weight: 218															So. Illinois '75		
YEAR	GP	MIN	FGM	FGA	FG%	FTM	FTA	FT%	OR	DR	TR	AST	PF-D	STL	BS	PTS	PPG
1976-77	74	2068	319	607	52.6	182	255	71.4	216	380	596	82	324-21	41	82	820	11.1
ANTHONY "Pig" MILLER Height: 6' 9" Weight: 255															Michigan St. '94		
YEAR	GP	MIN	FGM	FGA	FG%	FTM	FTA	FT%	OR	DR	TR	AST	PF-D	STL	BS	PTS	PPG
1996-97	1	14	0	5	0.0	0	0	---	2	5	7	0	2-0	0	0	0	0.0
1997-98	37	228	29	52	5.58	21	39	53.8	30	40	70	3	41-10	15	3	79	2.1
2000-01	2	6	1	2	50.0	0	0	---	0	2	2	0	0-0	0	0	2	1.0
2004-05	2	9	2	9	22.2	0	0	---	0	1	1	1	2-0	1	0	4	2.0
4 Years	42	257	32	62	51.6	21	39	53.8	32	48	80	4	45-16	3	3	85	2.0
CHRIS MILLS Height: 6' 7" Weight: 220															Arizona '93		
YEAR	GP	MIN	FGM	FGA	FG%	FTM	FTA	FT%	OR	DR	TR	AST	PF-D	STL	BS	PTS	PPG
2003-04	on active roster for five games from 2/19/04 to 3/1/04 but saw no action																
NAZR MOHAMMED Height: 6' 10" Weight: 250															Kentucky '99		
YEAR	GP	MIN	FGM	FGA	FG%	FTM	FTA	FT%	OR	DR	TR	AST	PF-D	STL	BS	PTS	PPG
2000-01	28	716	135	281	48.0	75	98	76.5	97	155	252	19	73-20	23	28	345	12.3
2001-02	82	1988	329	713	46.1	137	222	61.7	242	409	651	33	252-2	63	61	795	9.7
2002-03	35	445	67	159	42.1	26	41	63.4	47	82	129	6	78-0	16	21	180	4.6
2003-04	53	938	138	280	49.3	69	110	62.7	101	166	267	20	113-20	22	27	345	6.5
4 Years	198	4267	669	1433	46.7	307	471	65.2	487	812	1299	78	517-2	124	137	1645	8.3
SIDNEY MONCRIEF Height: 6' 4" Weight: 181															Arkansas '79		
YEAR	GP	MIN	FGM	FGA	FG%	FTM	FTA	FT%	OR	DR	TR	AST	PF-D	STL	BS	PTS	PPG
1990-91	72	1096	117	240	48.8	82	105	78.1	31	97	128	104	112-20	50	9	337	4.7
RODNEY MONROE Height: 6' 3" Weight: 185															North Carolina State '91		
YEAR	GP	MIN	FGM	FGA	FG%	FTM	FTA	FT%	OR	DR	TR	AST	PF-D	STL	BS	PTS	PPG
1991-92	38	913	53	144	36.8	19	23	82.6	12	21	33	27	19-0	12	2	131	3.4
MIKKI MOORE Height: 7' 0" Weight: 225															Nebraska '97		
YEAR	GP	MIN	FGM	FGA	FG%	FTM	FTA	FT%	OR	DR	TR	AST	PF-D	STL	BS	PTS	PPG
2002-03	5	31	5	12	41.7	8	10	80.0	5	2	7	3	1-0	0	2	18	3.6
HANNO MOTTOLA Height: 6' 10" Weight: 240															Utah '00		
YEAR	GP	MIN	FGM	FGA	FG%	FTM	FTA	FT%	OR	DR	TR	AST	PF-D	STL	BS	PTS	PPG
2000-01	73	989	123	277	44.4	73	90	81.1	49	125	174	25	163-3	11	9	319	4.4
2001-02	82	1371	169	384	44.0	57	76	75.0	81	187	268	50	174-50	19	19	396	4.8
2 Years	155	2360	292	661	44.2	130	166	78.3	130	312	442	75	337-8	31	28	715	4.6
TOM MUNDT Height: 7' 1" Weight: 255															Delta State '93		
YEAR	GP	MIN	FGM	FGA	FG%	FTM	FTA	FT%	OR	DR	TR	AST	PF-D	STL	BS	PTS	PPG
1995-96	24	118	13	32	40.6	5	8	62.5	10	15	25	2	23-0	1	4	31	1.3
DIKEMBE MUTOMBO Height: 7' 2" Weight: 265															Georgetown '91		
YEAR	GP	MIN	FGM	FGA	FG%	FTM	FTA	FT%	OR	DR	TR	AST	PF-D	STL	BS	PTS	PPG
1996-97	80	2973	380	721	52.7	306	434	70.5	268	661	929	110	249-3	49	264	1066	13.3
1997-98	82	2917	399	743	53.7	303	452	67.0	276	656	932	82	254-31	34	277	1111	13.4
1998-99	50	1829	173	338	51.2	195	285	68.4	192	418	610	57	145-2	16	147	541	10.8
1999-00	82	2964	322	573	56.2	298	421	70.8	304	853	1157	105	246-3	27	289	942	11.5
2000-01	49	1716	169	354	47.7	107	154	69.5	189	505	693	54	139-2	20	137	445	9.1
5 Years	343	12419	1443	2729	52.9	1209	1746	69.2	1228	3093	4321	408	1035-11	146	1094	4095	11.9
LEE NAILON Height: 6' 9" Weight: 238															Texas Christian '99		
YEAR	GP	MIN	FGM	FGA	FG%	FTM	FTA	FT%	OR	DR	TR	AST	PF-D	STL	BS	PTS	PPG
2003-04	27	300	63	138	45.7	16	19	84.2	26	37	63	17	48-0	10	7	142	5.3
MAMADOU N'DIAYE Height: 7' 0" Weight: 255															Auburn '00		
YEAR	GP	MIN	FGM	FGA	FG%	FTM	FTA	FT%	OR	DR	TR	AST	PF-D	STL	BS	PTS	PPG
2003-04	25	359	27	68	39.7	44	59	74.6	43	68	111	0	58-1	8	24	98	3.9
HOWARD NATHAN Height: 5' 10" Weight: 185															NE Louisiana '93		
YEAR	GP	MIN	FGM	FGA	FG%	FTM	FTA	FT%	OR	DR	TR	AST	PF-D	STL	BS	PTS	PPG
1995-96	5	15	5	9	55.6	3	4	75.0	0	0	0	2	2-0	3	0	13	2.6
IVANO NEWBILL Height: 6' 9" Weight: 245															Georgia Tech '94		
YEAR	GP	MIN	FGM	FGA	FG%	FTM	FTA	FT%	OR	DR	TR	AST	PF-D	STL	BS	PTS	PPG
1996-97	72	850	40	91	44.0	20	52	38.5									

ALL-TIME ROSTER: 1968 - 2007, CONT.

YEAR	GP	MIN	FGM	FGA	FG%	FTM	FTA	FT%	OR	DR	TR	AST	PF-D	STL	BS	PTS	PPG	
DAVID NEWMARK	Height: 7' 0" Weight: 240																	Columbia '68
1969-70	64	612	127	296	.429	59	77	.766	—	—	174	42	128-3	—	—	313	4.9	
KEN "Snake" NORMAN	Height: 6' 8" Weight: 228																	Illinois '87
1994-95	74	1879	388	856	.453	64	140	.457	103	259	362	94	154-0	34	20	938	12.7	
1995-96	34	770	127	273	.465	17	48	.354	40	92	132	63	68-0	15	16	304	8.9	
1996-97	17	220	27	94	.287	4	12	.333	8	31	39	12	17-0	7	3	64	3.8	
3 Years	125	2869	542	1223	.443	85	200	.425	151	382	533	169	230-0	56	39	1306	10.4	
DON OHL	Height: 6' 3" Weight: 190																	Illinois '58
1968-69	76	1995	385	901	.427	147	208	.707	—	—	170	221	232-5	—	—	917	12.1	
1969-70	66	984	176	372	.473	58	72	.806	—	—	71	98	113-1	—	—	410	6.2	
2 Years	142	2979	561	1273	.441	205	280	.732	—	—	241	319	345-6	—	—	1327	9.4	
BRIAN OLIVER	Height: 6' 4" Weight: 210																	Georgia Tech '90
1987-88	5	61	7	19	.368	1	4	.250	3	6	9	2	4-0	1	0	8	1.6	
GRADY O'MALLEY	Height: 6' 5" Weight: 205																	Manhattan '69
1969-70	24	113	21	60	.350	8	19	.421	—	—	26	10	12-0	—	—	50	2.1	
ANDY PANKO	Height: 6' 9" Weight: 225																	Lebanon Valley '99
2000-01	1	1	0	0	---	0	0	---	0	0	0	0	0-0	0	0	0	0.0	
BILLY PAULTZ	Height: 6' 11" Weight: 225																	St. Johns '70
1979-80	40	486	36	186	.409	17	33	.515	35	78	113	18	57-0	8	7	89	2.2	
1983-84	Height: 6' 11" Weight: 225																	Kentucky '73
1971-72	29	227	45	103	.437	29	46	.630	—	—	69	15	40-0	—	—	119	4.1	
GARY PAYTON	Height: 6' 4" Weight: 180																	Oregon State '90
2004-05	— on active roster for two games from 2/24/05 to 3/1/05 but saw no action —																	Buffalo '78
SAM PELLOW	Height: 6' 9" Weight: 225																	Buffalo '78
1979-80	44	373	44	108	.407	21	30	.700	28	64	92	18	70-0	12	12	109	2.5	
1980-81	77	1772	186	380	.491	81	116	.698	122	234	356	48	228-6	50	92	453	5.9	
1981-82	69	1037	114	251	.454	61	79	.722	90	139	229	28	164-0	29	47	289	4.2	
1982-83	2	9	2	6	.333	0	0	0.000	0	0	1	0	0-0	0	0	4	2.0	
4 Years	194	2891	346	745	.465	163	225	.724	240	437	677	95	462-6	91	151	855	4.4	
WESLEY PERSON	Height: 6' 6" Weight: 200																	Auburn '94
2003-04	9	132	13	39	.333	6	6	1.000	2	23	25	5	5-0	3	1	40	4.4	
JOHN PINONE	Height: 6' 8" Weight: 230																	Villanova '83
1983-84	7	65	7	13	.538	6	10	.600	0	10	10	3	11-0	2	1	20	2.9	
SCOT POLLARD	Height: 6' 11" Weight: 265																	Kansas '97
1998-99	— on active roster for two games from 2/13/99 to 2/19/99 but saw no action —																	Minnesota '00
JOEL PRZYBILLA	Height: 7' 1" Weight: 255																	Minnesota '00
2003-04	12	314	18	50	.360	12	29	.414	31	70	101	4	48-1	5	17	48	4.0	
BLAIR RASMUSSEN	Height: 7' 0" Weight: 260																	Oregon '05
1991-92	81	1968	347	726	.478	30	40	.750	94	299	393	107	233-1	35	48	729	9.0	
1992-93	22	283	30	80	.375	9	13	.692	20	35	55	5	61-2	12	10	71	3.2	
2 Years	103	2251	377	806	.468	39	53	.736	114	334	448	112	294-3	47	58	800	7.8	
THEO RATLIFF	Height: 6' 10" Weight: 235																	Wyoming '95
2001-02	3	82	10	20	.500	6	11	.545	5	11	16	1	8-0	1	8	26	8.7	
2002-03	81	2518	276	595	.464	154	214	.720	154	453	607	73	271-3	56	262	706	8.7	
2003-04	33	1648	171	373	.458	96	147	.653	105	276	381	51	1889-2	30	166	438	8.3	
3 Years	137	4248	457	988	.463	256	372	.688	264	740	1004	125	468-5	87	436	1170	8.5	
LEO RAUTINS	Height: 6' 8" Weight: 215																	Syracuse '83
1984-85	4	12	0	2	.000	0	0	.000	1	1	2	3	3-0	0	0	0	0.0	
ZELJKO REBRACA	Height: 7' 0" Weight: 257																	Serbia Montenegro
2003-04	5	51	12	23	.522	1	2	.500	4	5	9	2	7-1	0	2	25	8.3	
ELDRIDGE RECASAS	Height: 6' 3" Weight: 190																	Washington '00
1996-97	71	1207	148	350	.423	51	58	.879	35	80	115	94	97-0	38	4	405	5.7	
1997-98	59	1454	206	452	.456	74	79	.937	32	110	142	117	94-0	41	1	548	9.3	
2 Years	130	2661	354	802	.441	125	137	.912	67	190	257	211	191-0	79	5	953	7.3	
JEREMY RICHARDSON	Height: 6' 7" Weight: 190																	Delta State '06
2006-07	5	19	3	6	.500	0	0	---	1	1	2	0	2-0	1	0	8	1.6	
ISAIAH RIDER	Height: 6' 5" Weight: 215																	UNLV '93
1999-00	60	2084	449	1072	.419	204	260	.785	63	195	258	219	132-3	41	6	1158	19.3	
BOB RILEY	Height: 6' 4" Weight: 235																	Mt. St. Mary's '70
1970-71	7	39	4	9	.444	5	9	.556	—	—	12	1	5-0	—	—	13	1.9	
GLENN "Doc" RIVERS	Height: 6' 4" Weight: 185																	Marquette '83
1983-84	81	1938	250	541	.462	255	325	.785	72	148	220	314	286-8	127	30	757	9.3	
1984-85	69	2126	334	701	.476	291	378	.770	66	148	214	410	250-7	163	53	974	14.1	
1985-86	53	1571	220	464	.474	172	283	.608	49	113	162	443	185-2	120	13	612	11.5	
1986-87	82	2590	342	758	.451	365	441	.828	83	216	299	823	287-5	171	30	1053	12.8	
1987-88	80	2502	403	890	.453	319	421	.758	83	283	366	747	272-3	140	41	1134	14.2	
1988-89	76	2462	371	816	.455	247	287	.861	89	197	286	525	263-6	181	40	1032	13.6	
1989-90	48	1526	218	480	.454	138	170	.812	47	153	200	264	151-2	116	22	598	12.5	
1990-91	79	2586	444	1020	.435	221	262	.844	47	206	253	340	216-2	148	47	1197	15.2	
8 Years	568	17301	2482	5670	.455	2008	2567	.782	536	1464	2000	3866	1910-35	1166	276	7357	13.0	



ALL-TIME ROSTER: 1968 - 2007, CONT.

YEAR	GP	MINS	FGM	FGA	FG%	FTM	FTA	FT%	OR	DR	TR	AST	PF-D	STL	BS	PTS	PPG
TONY ROBERTSON Height: 6' 4" Weight: 170																	
1968-69	3	14	1	3	.333	0	0	0.000	0	0	0	0	0	0	0	0	0.0
1977-78	63	929	168	381	.441	37	53	.698	15	55	70	103	133-2	74	5	373	5.9
GLENN ROBINSON Height: 6' 7" Weight: 230																	
1968-69	1	1	0	0	0.000	0	0	0.000	0	0	0	0	0	0	0	0	0.0
2002-03	69	2591	539	1248	.432	268	306	.876	86	371	457	205	183-0	91	26	1436	20.8
LARRY ROBINSON Height: 6' 3" Weight: 180																	
1968-69	1	1	0	0	0.000	0	0	0.000	0	0	0	0	0	0	0	0	0.0
2000-01	33	63	14	34	.412	21	24	.875	23	64	87	36	46-0	28	2	189	5.7
RUMEAL ROBINSON Height: 6' 2" Weight: 200																	
1968-69	1	1	0	0	0.000	0	0	0.000	0	0	0	0	0	0	0	0	0.0
1990-91	47	674	108	242	.446	47	80	.588	22	51	73	132	65-0	32	75	265	5.6
1991-92	81	2220	423	928	.456	175	275	.636	64	155	219	446	173-0	105	54	1055	13.0
2 Years	128	2894	531	1170	.454	222	355	.625	86	206	292	578	248-0	137	129	1320	10.3
LEN "Truck" ROBINSON Height: 6' 7" Weight: 225																	
1968-69	1	1	0	0	0.000	0	0	0.000	0	0	0	0	0	0	0	0	0.0
1979-80	36	1443	310	646	.478	186	241	.772	133	329	462	97	130-3	38	20	806	22.4
WAYNE "Tree" ROLLINS Height: 7' 1" Weight: 240																	
1968-69	1	1	0	0	0.000	0	0	0.000	0	0	0	0	0	0	0	0	0.0
1977-78	80	1795	253	520	.487	104	148	.703	179	373	552	79	326-16	57	218	610	7.6
1978-79	81	1900	297	555	.535	89	141	.631	219	369	588	49	328-19	46	254	683	8.4
1979-80	82	2123	287	514	.558	157	220	.714	283	491	774	76	322-12	54	244	731	8.9
1980-81	40	1044	116	210	.552	46	57	.807	102	184	286	35	151-7	29	117	278	7.0
1981-82	79	2018	202	346	.584	79	129	.612	168	443	611	59	285-4	35	224	483	6.1
1982-83	80	2472	261	512	.510	98	135	.726	210	533	743	75	294-7	49	343	620	7.8
1983-84	77	2351	274	529	.518	118	190	.621	200	393	593	62	297-9	35	277	666	8.6
1984-85	70	1750	186	339	.549	67	93	.720	113	329	442	52	213-6	35	167	439	6.3
1985-86	74	1781	173	347	.499	69	90	.767	131	327	458	41	239-5	38	167	415	5.6
1986-87	78	1764	171	313	.546	63	87	.724	155	333	488	22	240-1	43	140	405	5.4
1987-88	76	1765	133	260	.512	70	80	.875	142	317	459	20	229-2	31	132	336	4.4
11 Years	814	20763	2353	4445	.529	960	1370	.701	1902	4092	5994	570	2924-8	452	2283	5666	6.9
SEAN ROOKS Height: 6' 10" Weight: 250																	
1968-69	16	215	32	58	.552	29	43	.674	21	30	51	9	35-0	4	14	83	5.8
DAN ROUNDFIELD Height: 6' 8" Weight: 205																	
1968-69	1	1	0	0	0.000	0	0	0.000	0	0	0	0	0	0	0	0	0.0
1978-79	80	2539	462	916	.504	300	420	.714	326	539	865	131	358-16	87	176	1224	15.3
1979-80	81	2588	502	1007	.499	330	465	.710	293	544	837	184	317-6	101	139	1334	16.5
1980-81	63	2128	426	808	.527	256	335	.721	231	403	634	161	258-8	76	119	1108	17.5
1981-82	61	2215	424	910	.466	285	375	.760	227	424	721	162	210-3	64	93	1134	18.6
1982-83	77	2811	561	1193	.470	337	450	.749	259	621	880	225	239-10	60	115	1484	19.0
1983-84	73	2610	503	1038	.485	374	486	.770	206	515	721	184	221-2	61	74	1380	18.9
6 Years	435	14891	2828	5972	.480	1882	2551	.744	1542	3116	4658	1047	1603-36	449	716	7844	17.6
WALKER D. RUSSELL Height: 6' 4" Weight: 210																	
1968-69	1	1	0	0	0.000	0	0	0.000	0	0	0	0	0	0	0	0	0.0
1984-85	21	377	34	63	.540	14	17	.824	8	32	40	66	37-1	17	4	83	4.0
JUAN "Pepe" SANCHEZ Height: 6' 4" Weight: 195																	
1968-69	1	1	0	0	0.000	0	0	0.000	0	0	0	0	0	0	0	0	0.0
2000-01	5	34	0	7	.000	0	0	0.000	0	1	5	0	3-0	2	0	0	0.0
JEFF SANDERS Height: 6' 8" Weight: 240																	
1968-69	1	1	0	0	0.000	0	0	0.000	0	0	0	0	0	0	0	0	0.0
1991-92	12	117	20	44	.455	7	9	.778	9	17	26	9	15-0	5	3	47	3.9
1992-93	9	120	10	25	.400	4	8	.500	12	17	29	6	16-0	8	1	24	2.7
2 Years	21	237	30	70	.429	11	17	.647	21	34	55	15	31-0	13	4	71	3.4
DALE SCHLUETER Height: 6' 10" Weight: 235																	
1968-69	1	1	0	0	0.000	0	0	0.000	0	0	0	0	0	0	0	0	0.0
1973-74	57	547	63	135	.467	38	50	.760	54	101	155	45	84-0	25	22	164	2.9
CRAIG SHELTON Height: 6' 7" Weight: 205																	
1968-69	1	1	0	0	0.000	0	0	0.000	0	0	0	0	0	0	0	0	0.0
1980-81	55	586	100	219	.457	35	58	.604	59	79	138	27	128-1	18	5	235	4.3
1981-82	4	21	2	6	.333	1	2	.500	1	2	3	0	3-0	1	0	5	1.3
2 Years	59	607	102	225	.453	36	60	.600	60	81	141	27	131-1	19	5	240	4.1
PAUL SHIRLEY Height: 6' 10" Weight: 230																	
1968-69	1	1	0	0	0.000	0	0	0.000	0	0	0	0	0	0	0	0	0.0
2002-03	2	5	0	4	.000	0	0	.000	0	1	1	0	0-0	0	0	0	0.0
LARRY SIEGFRIED Height: 6' 3" Weight: 190																	
1968-69	1	1	0	0	0.000	0	0	0.000	0	0	0	0	0	0	0	0	0.0
1971-72	21	336	25	77	.325	20	23	.870	—	—	32	52	32-0	—	—	70	3.3
JEFF SHEPPARD Height: 6' 3" Weight: 190																	
1968-69	1	1	0	0	0.000	0	0	0.000	0	0	0	0	0	0	0	0	0.0
1998-99	18	185	15	39	.385	8	13	.615	6	16	22	16	12-0	3	0	40	2.2
PAUL SILAS Height: 6' 7" Weight: 235																	
1968-69	1	1	0	0	0.000	0	0	0.000	0	0	0	0	0	0	0	0	0.0
1998-99	79	1853	241	575	.419	204	333	.613	—	—	745	140	166-0	—	—	686	8.7
YEAR SIMPKINS Height: 6' 9" Weight: 255																	
1968-69	1	1	0	0	0.000	0	0	0.000	0	0	0	0	0	0	0	0	0.0
2001-02	1	3	0	0	.000	0	0	.000	0	0	0	1	0-0	0	0	0	0.0
REGGIE SLATER Height: 6' 7" Weight: 255																	
1968-69	1	1	0	0	0.000	0	0	0.000	0	0	0	0	0	0	0	0	0.0
2001-02	4	37	5	13	.385	6	9	.667	5	2	7	1	2-0	1	1	16	4.0
DONTA SMITH Height: 6' 7" Weight: 215																	
1968-69	1	1	0	0	0.000	0	0	0.000	0	0	0	0	0	0	0	0	0.0
2004-05	38	423	44	113	.389	33	48	.688	19	33	52	39	50-0	23	5	127	3.3
2005-06	23	137	15	27	.556	6	12	.500	3	11	14	9	20-0	8	0	38	1.7
2 Years	61	560	59	140	.421	39	60	.650	22	44	66	48	70-0	31	5	165	2.7
KENNY SMITH Height: 6' 3" Weight: 170																	
1968-69	1	1	0	0	0.000	0	0	0.000	0	0	0	0	0	0	0	0	0.0
1989-90	33	674	98	204	.480	55	65	.846	7	30	37	142	45-0	22	1	255	7.7
LEON SMITH Height: 6' 10" Weight: 235																	
1968-69	1	1	0	0	0.000	0	0	0.000	0	0	0	0	0	0	0	0	0.0
2001-02	14	100	10	26	.385	11	17	.647	10	21	31	3	12-0	5	1	31	2.2
RANDY SMITH Height: 6' 3" Weight: 180																	
1968-69	15	142	29	66	.439	13	14	.929	2	6	8	14	15-0	2	0	71	4.7

HISTORY

ALL-TIME ROSTER: 1968 - 2007, CONT.

YEAR	GP	MIN	FGM	FGA	FG%	FTM	FTA	FT%	OR	DR	TR	AST	PF-D	STL	BS	PTS	PPG
STEVE SMITH Height: 6' 8" Weight: 221																	
1994-95	80	2665	428	1005	.426	312	371	.841	104	172	276	274	225-2	62	33	1305	16.3
1995-96	80	2856	494	1143	.432	318	385	.826	124	202	326	224	207-1	68	17	1446	18.1
1996-97	72	2818	491	1145	.429	333	393	.847	90	148	238	305	173-2	62	23	1445	20.1
1997-98	73	2857	489	1101	.444	389	455	.855	133	176	309	292	219-4	75	29	1464	20.1
1998-99	36	1314	217	540	.402	191	225	.849	50	101	151	118	100-2	36	11	672	18.7
5 Years	339	12648	2108	4905	.430	1526	1807	.844	497	797	1294	1206	915-11	301	112	6291	18.6
TONY SMITH Height: 6' 4" Weight: 205																	
1994-95	GP	MIN	FGM	FGA	FG%	FTM	FTA	FT%	OR	DR	TR	AST	PF-D	STL	BS	PTS	PPG
2000-01	6	78	8	23	.348	1	2	.500	2	1	3	10	12-0	7	0	17	2.8
MIKE SOJOURNER Height: 6' 9" Weight: 225																	
1974-75	GP	MIN	FGM	FGA	FG%	FTM	FTA	FT%	OR	DR	TR	AST	PF-D	STL	BS	PTS	PPG
1974-75	73	2129	378	775	.488	95	146	.651	196	446	642	93	217-10	35	57	851	11.7
1975-76	67	1602	248	524	.473	80	119	.672	126	323	449	58	174-2	38	40	576	8.6
1976-77	51	551	95	203	.468	41	57	.719	49	97	146	21	66-0	15	9	231	4.5
3 Years	191	4292	721	1602	.480	216	322	.671	371	866	1237	172	457-12	88	106	1658	8.7
RORY SPARROW Height: 6' 2" Weight: 190																	
1981-82	GP	MIN	FGM	FGA	FG%	FTM	FTA	FT%	OR	DR	TR	AST	PF-D	STL	BS	PTS	PPG
1981-82	82	2610	366	730	.501	124	148	.838	53	171	224	424	240-2	87	13	857	10.5
1982-83	49	1548	264	512	.516	84	113	.743	39	102	141	238	162-1	70	1	615	12.6
2 Years	131	4158	630	1242	.507	208	261	.797	92	273	365	662	402-3	157	14	1472	11.6
ANDRE SPENCER Height: 6' 6" Weight: 210																	
1992-93	GP	MIN	FGM	FGA	FG%	FTM	FTA	FT%	OR	DR	TR	AST	PF-D	STL	BS	PTS	PPG
1992-93	5	15	0	3	.000	0	0	.000	0	1	1	0	3-0	2	0	0	0.0
MICHAEL STEWART Height: 6' 10" Weight: 230																	
2004-05	GP	MIN	FGM	FGA	FG%	FTM	FTA	FT%	OR	DR	TR	AST	PF-D	STL	BS	PTS	PPG
2004-05	12	145	11	21	.524	3	7	.429	21	19	40	5	32-1	6	5	25	2.1
ALEX STVRINS Height: 6' 8" Weight: 215																	
1992-93	GP	MIN	FGM	FGA	FG%	FTM	FTA	FT%	OR	DR	TR	AST	PF-D	STL	BS	PTS	PPG
1992-93	5	15	4	9	.444	0	0	.000	2	3	5	0	3-0	0	1	8	1.6
MARK STRICKLAND Height: 6' 10" Weight: 215																	
2001-02	GP	MIN	FGM	FGA	FG%	FTM	FTA	FT%	OR	DR	TR	AST	PF-D	STL	BS	PTS	PPG
2001-02	46	654	91	204	.446	25	44	.568	41	90	131	20	48-0	19	17	208	4.5
BOB SURA Height: 6' 5" Weight: 200																	
2003-04	GP	MIN	FGM	FGA	FG%	FTM	FTA	FT%	OR	DR	TR	AST	PF-D	STL	BS	PTS	PPG
2003-04	27	956	131	312	.420	123	157	.783	70	153	223	144	72-0	25	5	397	14.7
CLAUDE TERRY Height: 6' 5" Weight: 195																	
1976-77	GP	MIN	FGM	FGA	FG%	FTM	FTA	FT%	OR	DR	TR	AST	PF-D	STL	BS	PTS	PPG
1976-77	12	241	47	87	.540	18	21	.857	8	10	18	25	21-0	9	1	112	9.3
1977-78	27	166	25	68	.368	9	11	.818	3	12	15	7	14-0	6	0	59	2.2
2 Years	39	407	72	155	.465	27	32	.844	11	22	33	32	35-0	15	1	171	4.4
JASON TERRY Height: 6' 2" Weight: 180																	
1999-00	GP	MIN	FGM	FGA	FG%	FTM	FTA	FT%	OR	DR	TR	AST	PF-D	STL	BS	PTS	PPG
1999-00	81	1888	249	600	.415	113	140	.807	24	142	166	346	133-0	90	10	657	8.1
2000-01	82	3089	596	1367	.436	303	358	.846	42	227	269	403	204-2	104	12	1619	19.7
2001-02	78	2697	524	1219	.430	284	340	.835	40	230	270	444	156-0	144	13	1504	19.3
2002-03	81	3081	488	1141	.428	259	292	.887	37	242	279	600	175-2	126	14	1395	17.2
2003-04	81	3018	499	1196	.417	215	260	.827	49	287	336	437	192-2	124	16	1359	16.8
5 Years	403	14043	2356	5523	.427	1174	1390	.845	192	1128	1320	2230	860-6	588	65	6534	16.2
REGGIE THEUS Height: 6' 7" Weight: 213																	
1988-89	GP	MIN	FGM	FGA	FG%	FTM	FTA	FT%	OR	DR	TR	AST	PF-D	STL	BS	PTS	PPG
1988-89	82	2517	497	1067	.466	285	335	.851	86	156	242	387	236-0	108	16	1296	15.8
JAMES THOMAS Height: 6' 8" Weight: 235																	
2004-05	GP	MIN	FGM	FGA	FG%	FTM	FTA	FT%	OR	DR	TR	AST	PF-D	STL	BS	PTS	PPG
2004-05	2	5	1	2	.500	0	0	---	2	0	2	0	1-0	0	0	2	1.0
JOHN THOMAS Height: 6' 9" Weight: 265																	
2005-06	GP	MIN	FGM	FGA	FG%	FTM	FTA	FT%	OR	DR	TR	AST	PF-D	STL	BS	PTS	PPG
2005-06	11	66	3	7	.429	3	4	.750	3	7	10	1	10-0	2	0	9	0.8
DIJON THOMPSON Height: 6' 7" Weight: 195																	
2006-07	GP	MIN	FGM	FGA	FG%	FTM	FTA	FT%	OR	DR	TR	AST	PF-D	STL	BS	PTS	PPG
2006-07	6	50	6	15	.400	5	6	.833	3	5	8	2	2-0	0	0	17	2.8
RAY TOLBERT Height: 6' 9" Weight: 240																	
1988-89	GP	MIN	FGM	FGA	FG%	FTM	FTA	FT%	OR	DR	TR	AST	PF-D	STL	BS	PTS	PPG
1988-89	50	341	40	94	.426	23	37	.622	31	57	88	16	55-0	13	13	103	2.1
SEDRIC TONEY Height: 6' 2" Weight: 180																	
1985-86	GP	MIN	FGM	FGA	FG%	FTM	FTA	FT%	OR	DR	TR	AST	PF-D	STL	BS	PTS	PPG
1985-86	3	24	2	7	.286	1	1	1.000	0	2	2	0	6-0	0	0	5	1.7
1989-90	32	286	30	72	.417	21	25	.840	3	11	14	52	35-0	10	0	88	2.8
2 Years	35	310	32	79	.405	22	26	.846	3	13	16	52	41-0	11	0	93	2.7
GENE "Bumper" TORMOHLN Height: 6' 9" Weight: 245																	
1969-70	GP	MIN	FGM	FGA	FG%	FTM	FTA	FT%	OR	DR	TR	AST	PF-D	STL	BS	PTS	PPG
1969-70	2	11	2	4	.500	0	0	.000	---	---	4	1	3-0	---	---	4	2.0
GEORGE TRAPP Height: 6' 8" Weight: 215																	
1971-72	GP	MIN	FGM	FGA	FG%	FTM	FTA	FT%	OR	DR	TR	AST	PF-D	STL	BS	PTS	PPG
1971-72	60	890	144	388	.371	105	139	.755	---	---	183	51	144-2	---	---	393	6.6
1972-73	77	1853	359	824	.436	150	194	.773	---	---	455	127	274-11	---	---	868	11.2
2 Years	137	2743	503	1212	.415	255	333	.766	---	---	638	178	418-13	---	---	1261	9.2
JOHN TSCHOGL Height: 6' 6" Weight: 206																	
1972-73	GP	MIN	FGM	FGA	FG%	FTM	FTA	FT%	OR	DR	TR	AST	PF-D	STL	BS	PTS	PPG
1972-73	10	94	14	40	.350	2	4	.500	---	---	21	6	25-0	---	---	30	3.0
1973-74	64	499	59	166	.355	10	17	.588	33	43	76	33	69-0	17	20	128	2.0
2 Years	74	593	73	206	.354	12	21	.571	33	43	97	39	94-0	17	20	158	2.1
TOM VAN ARSDALE Height: 6' 5" Weight: 200																	
1974-75	GP	MIN	FGM	FGA	FG%	FTM	FTA	FT%	OR	DR	TR	AST	PF-D	STL	BS	PTS	PPG
1974-75	73	2570	544	1269	.429	294	383	.768	70	179	249	207	231-5	78	3	1382	18.9
1975-76	75	2026	346	785	.441	126	166	.759	35	151	186	146	202-5	57	7	818	10.9
2 Years	148	4596	890	2054	.433	420	549	.765	105	330	435	353	433-10	135	10	2200	14.9
JOHN VALLEY Height: 6' 3" Weight: 185																	
1970-71	GP	MIN	FGM	FGA	FG%	FTM	FTA	FT%	OR	DR	TR	AST	PF-D	STL	BS	PTS	PPG
1970-71	51	430	73	204	.358	45	59	.763	---	---	34	47	50-0	---	---	191	3.7
1971-72	9	110	20	43	.465	13	20	.650	---	---	11	9	13-0	---	---	53	5.9
2 Years	60	540	93	247	.377	58	79	.734	---	---	45	56	63-0	---	---	244	4.1

Michigan St. '91
 BS PTS PPG
 33 1305 16.3
 68 17 1446 18.1
 62 23 1445 20.1
 75 29 1464 20.1
 36 11 672 18.7
 6291 18.6
 Marquette '90
 BS PTS PPG
 7 0 17 2.8
 14 172 11.6
 57 851 11.7
 40 57



ALL-TIME ROSTER: 1968 - 2007, cont.

YEAR	GP	MINS	FGM	FGA	FG%	FTM	FIA	FT%	OR	DR	TR	AST	PF-D	STL	BS	PTS	PPG
JACQUE VAUGHN	Height: 6' 1" Weight: 190																
1981-82	82	1856	206	438	47.0	104	126	82.5	18	150	168	349	183-0	85	2	540	6.6
2003-04	71	1271	107	277	38.6	53	68	77.9	12	104	116	195	126-0	44	2	270	3.8
2 Years	153	3127	313	715	43.8	157	194	80.9	30	254	284	544	309-0	109	4	810	5.3
FRED VINSON	Height: 6' 4" Weight: 190																
1994-95	5	27	1	7	14.3	1	1	1.000	0	0	0	1	4-0	0	0	4	0.8
ALEXANDER VOLKOV	Height: 6' 10" Weight: 218																
1989-90	72	937	137	284	48.2	70	120	58.3	52	67	119	83	166-3	36	22	357	5.0
1991-92	77	1516	251	569	44.1	125	198	63.1	103	162	265	250	178-2	66	30	662	8.6
2 Years	149	2453	388	853	45.5	195	318	61.3	155	229	384	333	344-5	102	52	1019	6.8
RASHEED WALLACE	Height: 6' 11" Weight: 230																
2003-04	1	42	8	24	33.3	3	3	1.000	1	5	6	2	0-0	1	5	20	20.0
ANTOINE WALEY	Height: 6' 9" Weight: 245																
2004-05	53	2128	420	1013	41.5	157	294	53.4	126	371	497	194	147-0	64	32	1082	20.4
DWIGHT WALLER	Height: 6' 7" Weight: 230																
1968-69	11	29	2	9	22.2	3	7	42.9	—	—	10	1	8-0	—	—	7	0.6
CHRIS WASHBURN	Height: 6' 11" Weight: 255																
1987-88	29	174	22	49	44.9	13	23	56.5	19	36	55	3	19-0	4	8	57	2.0
JIM WASHINGTON	Height: 6' 7" Weight: 215																
1971-72	67	2416	325	729	44.6	201	256	78.5	—	—	601	121	217-0	—	—	851	12.7
1972-73	75	2833	308	713	43.2	163	224	72.8	—	—	801	174	252-5	—	—	779	10.4
1973-74	73	2519	297	612	48.5	134	196	68.4	207	528	735	156	249-5	49	74	728	10.0
1974-75	38	905	114	259	44.1	55	74.5	52	141	193	68	8-2	23	13	269	7.1	
4 Years	253	8673	1044	2313	45.1	539	731	737	259	669	2330	519	804-12	72	87	2627	10.4
ANTHONY "Spud" WEBB	Height: 5' 7" Weight: 133																
1985-86	73	1229	199	412	48.3	216	275	78.5	27	96	123	337	164-1	82	5	616	7.8
1986-87	33	532	71	162	43.8	80	105	76.2	6	54	60	167	65-1	34	2	223	6.8
1987-88	82	1347	191	402	47.5	107	131	81.7	16	130	146	337	125-0	63	11	490	6.0
1988-89	81	1219	133	290	45.9	52	60	86.7	21	102	123	284	104-0	70	6	319	3.9
1989-90	82	2184	294	616	47.7	162	186	87.1	38	163	201	477	185-0	105	12	751	9.2
1990-91	75	2197	359	803	44.7	231	266	86.8	41	133	174	417	180-0	118	6	1003	13.4
1995-96	51	817	104	222	46.8	74	87	85.1	19	41	60	140	68-0	27	2	300	5.9
7 Years	483	9525	1351	2907	46.5	922	1110	83.1	168	719	887	2159	891-2	499	44	3702	7.7
MARK WEST	Height: 6' 10" Weight: 250																
1986-87	49	189	22	59	37.3	16	45	35.6	49	76	125	13	80-0	4	22	60	1.2
JOHN WETZEL	Height: 6' 5" Weight: 192																
1972-73	28	504	42	94	44.7	14	17	82.4	—	—	58	39	41-1	—	—	98	3.5
1973-74	70	1232	107	252	42.5	41	57	71.9	39	131	170	138	147-1	73	19	225	3.6
1974-75	63	785	87	204	42.6	68	77	88.3	34	80	114	77	108-1	51	9	242	3.8
3 Years	161	2521	236	550	42.9	123	151	81.5	73	211	342	254	296-3	124	27	596	3.7
ENNIS WHATLEY	Height: 6' 3" Weight: 180																
1987-88	5	24	4	9	44.4	3	4	75.0	0	4	2	3-0	2	0	11	2.2	
1993-94	82	1004	120	236	50.8	52	66	78.8	22	77	99	181	93-0	59	2	292	3.6
1994-95	27	292	24	53	45.3	20	32	62.5	9	21	30	54	37-0	19	0	70	2.6
3 Years	114	1320	148	298	49.7	75	102	73.5	31	102	133	237	133-0	80	2	373	3.3
HERB WHITE	Height: 6' 2" Weight: 195																
1970-71	38	315	34	84	40.5	22	39	56.4	—	—	48	47	62-2	—	—	90	2.4
DONALD WHITESIDE	Height: 5' 10" Weight: 170																
1997-98	3	16	1	2	50.0	0	2	0.000	0	1	1	1	0-0	0	0	2	0.7
MORLON WILEY	Height: 6' 4" Weight: 192																
1991-92	41	767	71	160	44.4	21	30	70.0	22	51	73	166	73-0	43	3	177	4.3
1992-93	25	354	26	81	32.1	5	8	62.5	9	26	35	81	49-0	26	2	74	2.9
1994-95	5	17	3	6	50.0	0	0	0.000	0	4	6	0	1-0	1	1	7	1.4
2 Years	71	1138	100	247	40.5	26	38	68.4	31	81	112	253	122-0	70	6	256	3.6
DOMINIQUE WILKINS	Height: 6' 8" Weight: 215																
1982-83	82	2697	601	1220	49.3	230	337	68.2	226	252	478	129	210-1	84	63	1434	17.6
1983-84	81	2961	684	1429	47.9	382	496	77.0	254	328	582	126	197-1	117	87	1750	21.5
1984-85	81	3023	853	1891	45.1	486	603	80.6	226	331	557	200	170-0	135	54	2127	27.4
1985-86	78	3049	888	1897	46.8	577	705	81.8	261	357	618	206	170-0	138	49	2366	30.3
1986-87	79	2969	828	1787	46.3	607	742	81.8	210	284	494	261	149-0	117	51	2294	29.0
1987-88	78	2948	909	1957	46.4	541	655	86.2	211	291	502	224	162-0	103	47	2397	30.7
1988-89	80	2897	814	1756	46.4	442	524	84.4	256	297	553	211	138-0	117	52	2099	26.2
1989-90	80	2888	810	1672	48.4	459	569	80.7	217	304	521	200	141-0	126	47	2138	26.7
1990-91	81	3078	770	1640	47.0	476	574	82.9	261	471	732	265	156-0	123	65	2101	25.9
1991-92	42	1601	424	914	46.4	294	352	83.5	103	192	285	158	77-0	52	24	1179	28.1
1992-93	71	2467	741	1584	46.8	519	627	82.8	187	295	482	227	116-0	70	27	2121	29.9
1993-94	49	1687	430	996	43.2	275	322	85.4	119	186	305	114	87-0	63	22	1196	24.4
12 Years	882	32545	8752	18743	46.7	5288	6006	81.3	2531	3588	6119	2321	1773-2	1245	588	23292	26.6
MIKE WILKS	Height: 5' 10" Weight: 185																
2002-03	15	864	29	81	35.8	21	29	72.4	9	32	41	42	38-0	16	1	85	5.7
BRANDON WILLIAMS	Height: 6' 8" Weight: 215																
2002-03	6	19	1	7	14.3	0	0	0.000	2	0	2	0	4-0	2	0	2	0.3
FREEMAN WILLIAMS	Height: 6' 4" Weight: 195																
1981-82	23	189	42	110	38.2	22	26	84.6	2	10	12	19	18-0	6	0	110	4.8

ALL-TIME ROSTER: 1968 - 2007, CONT.

YEAR	GP	MIN	FGM	FGA	FG%	FTM	FTA	FT%	OR	DR	TR	AST	PF-D	STL	BS	PTS	PPG
GUS WILLIAMS Height: 6' 3" Weight: 180																	
1986-87	33	481	53	146	.363	27	40	.675	8	32	40	139	53-0	17	5	138	4.2
MIKE WILLIAMS Height: 6' 8" Weight: 255																	
1989-90	5	14	0	4	.000	0	0	.000	0	1	1	0	2-0	0	0	0	0
MILT WILLIAMS Height: 6' 2" Weight: 185																	
1971-72	10	127	23	53	.434	21	29	.724	—	—	4	20	18-0	—	—	67	6.7
RAY WILLIAMS Height: 6' 3" Weight: 195																	
1985-86	19	367	57	143	.399	41	48	.854	19	26	45	67	48-1	28	1	159	8.4
SHAMMOND WILLIAMS Height: 6' 2" Weight: 189																	
1998-99	2	4	0	1	.000	3	4	.750	0	0	0	1	0-0	0	0	3	1.5
SLY WILLIAMS Height: 6' 7" Weight: 215																	
1983-84	13	258	34	114	.298	36	46	.783	19	31	50	16	33-0	14	1	105	8.1
1984-85	34	867	167	380	.439	79	123	.642	45	123	168	94	83-1	28	8	417	12.3
2 Years	47	1125	201	494	.407	115	169	.680	64	154	218	110	116-1	42	9	522	11.1
KEVIN WILLIS Height: 7' 0" Weight: 235																	
1984-85	82	1785	322	690	.467	119	181	.657	177	345	522	36	226-4	31	49	765	9.3
1985-86	82	2300	419	811	.517	172	263	.654	243	461	704	45	294-6	66	44	1010	12.3
1986-87	81	2626	538	1003	.536	227	320	.709	321	528	849	62	313-4	65	61	1304	16.1
1987-88	75	2091	356	687	.518	159	245	.649	235	312	547	28	240-2	68	41	871	11.6
1988-89	MISSED ENTIRE SEASON WITH INJURY																
1989-90	81	2273	418	805	.519	168	246	.683	253	392	645	57	259-4	63	47	1006	12.4
1990-91	80	2373	444	881	.504	159	238	.668	259	445	704	99	232-0	60	40	1051	13.1
1991-92	81	2962	591	1224	.483	292	363	.804	418	840	1258	173	223-0	72	54	1480	18.3
1992-93	80	2878	616	1218	.506	196	300	.653	335	693	1028	165	264-1	68	41	1435	17.9
1993-94	80	2867	627	1257	.499	268	376	.713	335	628	963	150	250-2	79	38	1531	19.1
1994-95	2	89	16	41	.390	10	15	.667	10	26	36	3	7-0	1	3	42	21.0
2004-05	29	344	35	90	.389	17	23	.739	29	47	76	9	53-0	8	7	87	3.0
12 Years	753	22588	4382	8707	.503	1787	2570	.695	2615	4717	7332	827	2364-25	581	425	10582	14.1
BILL "Poodles" WILLOUGHBY Height: 6' 8" Weight: 210																	
1975-76	62	870	113	284	.398	66	100	.660	103	185	288	31	87-0	37	29	292	4.7
1976-77	39	549	75	169	.444	43	63	.683	65	105	170	13	64-1	19	23	193	4.9
2 Years	101	1419	188	453	.415	109	163	.669	168	290	458	44	151-1	56	52	485	4.8
MIKE WILSON Height: 6' 4" Weight: 180																	
1986-87	2	2	0	2	.000	0	0	.000	0	0	0	1	1-0	0	0	0	0.0
RICK WILSON Height: 6' 5" Weight: 200																	
1978-79	61	589	81	197	.411	24	44	.545	20	56	76	72	66-1	30	8	186	3.0
1979-80	5	59	2	14	.143	4	6	.667	2	1	3	11	3-0	4	1	8	1.6
2 Years	66	648	83	211	.393	28	50	.560	22	57	79	83	69-1	34	9	194	2.9
TREVOR WILSON Height: 6' 8" Weight: 211																	
1990-91	25	162	21	70	.300	13	26	.500	16	24	40	11	13-0	5	1	55	2.2
RANDY WITTMAN Height: 6' 6" Weight: 210																	
1983-84	78	1071	160	318	.503	28	46	.609	14	57	71	71	82-0	17	0	350	4.5
1984-85	41	1168	187	353	.531	30	41	.732	16	57	73	125	58-0	28	7	406	9.9
1985-86	81	2760	467	881	.530	104	135	.770	51	119	170	306	118-0	81	14	1043	12.9
1986-87	71	2049	398	792	.503	100	127	.787	30	94	124	211	107-0	39	16	900	12.7
1987-88	82	2412	376	787	.478	71	89	.798	39	133	170	302	117-0	50	18	823	10.0
5 Years	353	9460	1588	3131	.507	333	438	.760	150	458	608	1015	482-0	215	55	3522	10.0
AL WOOD Height: 6' 6" Weight: 195																	
1980-81	19	238	36	105	.343	20	28	.714	22	22	44	11	34-0	9	1	92	4.8
LEON WOOD Height: 6' 2" Weight: 200																	
1987-88	14	79	16	30	.533	7	8	.875	1	5	6	19	6-0	4	0	48	3.4
HAYWOODE WORKMAN Height: 6' 2" Weight: 180																	
1989-90	6	16	2	3	.667	2	2	1.000	0	3	3	2	3-0	3	0	6	1.0
HOWARD WRIGHT Height: 6' 8" Weight: 245																	
1990-91	4	20	2	3	.667	1	1	1.000	1	5	6	0	3-0	0	0	5	1.3

Southern California '75

Cincinnati '83

Lincoln '68

Minnesota '77

North Carolina '98

Rhode Island '80

Michigan St. '84

Dwight Morrow (NJ H.S.) '41

Marquette '82

Louisville '78

UCLA '90

Indiana '83

Cal-St.-Fullerton '84

Oral Roberts '89

Stanford '89

ALL-TIME UNIFORM NUMBERS

No.	Player	No.	Player	No.	Player	No.	Player
0	Greg "Cadillac" Anderson	John Battle	Derrick Whiteside	21	Derrick Alston	Jelani McCoy	
00	Dickey Simpkins	Mookie Blaylock	Clyde Bradshaw		Clyde Bradshaw	Mamadou N'diaye	
	Tony Delk	Maurice Cheeks	Jack "Goose" Givens		Skip Harlicka	Isaiah Rider	
1	Amal McCaskill	Steve Hawes	Dominique Wilkins			Jeff Sanders	
	Josh Childress	Anthony Johnson	Greg "Cadillac" Anderson	22	Dudley Bradley	Tony Smith	
	Lloyd Daniels	Tyronn Lue			John Drew	Ray Tolbert	
	Stephen Jackson	Pace Mannion			Ed Gray	Gene Tormohlen	
	DerMarr Johnson	Don Ohl			Jim Jackson	Dwight Waller	
	Wes Matthews	Joel Przybilla			Reggie Jordan	Herb White	
	Travis Mays	Randy Wittman			Brevin Knight	Antoine Carr	
	Ennis Whatley	Drew Barry			Roy Marble	Ronnie Grandison	
	Gus Williams	Esteban Batista			Don May	Darrin Hancock	
	Leon Wood	Keith Edmonson			Rumeal Robinson	Reggie Slater	
2	Stacey Augmon	Shaler Halimon			John Tschogl	Mike Williams	
	Ira Bowman	Keith Herron			Donnie Boyce	Sly Williams	
	Sean Colson	Sidney Lowe			Jim Creighton	Royal Ivey	
	Joe Johnson	Matt Maloney			Jim Davis	Rasheed Wallace	
	Moses Malone	Leo Rautins			Cedric Henderson	Mikki Moore	
	Anthony "Pig" Miller	Craig Shelton		23	Armond Hill	Jason Collier	
	Nazr Mohammed	Jacque Vaughn		24	Tom Inglesby	Gary Gregor	
	Walker D. Russell	Fred Vinson			Anthony Johnson	Antonio Harvey	
	Rory Sparrow	Morlon Wiley			Juan "Pepe" Sanchez	Durand "Rudy" Macklin	
3	Shareef Abdur-Rahim	Milt Williams			Andre Spencer	Tim McGee	
	Cal Bowdler	Ray Williams			Reggie Theus	Mike McGee	
	Craig Ehlo	Kenny Anderson			Corey Benjamin	Mike Sojourner	
	Herm Gilliam	John Battle			Terry Furlow	John Vallely	
	Al Harrington	Speedy Claxton			Paul "Snoop" Graham	Tom Barker	
	Eddie Johnson	Bimbo Coles			Grant Long	Ron Behagen	
	Slava Medvedenko	Dan Dickau			Eddie Mast	Sam Pellom	
	Ken Norman	Steve Dickson		25	Joe Meriwether	Blair Rasmussen	
	Eldridge Recasner	Grady O'Malley			Glenn "Doc" Rivers	Leon Smith	
	Bob Sura	Matt Maloney			Ollie Johnson	Mark West	
	Shammond Williams	Rodney Monroe			Zaza Pachulia	Howard Wright	
	Chris Crawford	Zeljko Rebraca			Andrew Lang	Len Chappell	
	Matt Freije	Bob Riley			Ivano Novitski	Don Collins	
	Acie Law IV	Claude Terry			David Newmark	Jeff Halliburton	
	Ken Norman	John Thomas			Paul Silas	Connie Hawkins	
	Tony Robertson	Jim Washington			Mike Wilks	Walt Hazzard	
	Anthony "Spud" Webb	Ron Davis			Wayne "Tree" Rollins	Tom Inglesby	
5	John Bagley	Boris Diaw		28	Mark Strickland	Henry James	
	Sergei Bazerевич	Dwight Jones			George Trapp	Theo Ratliff	
	Josh Davis	Hanno Mottolis			Zelmo Beaty	Kevin Willis	
	Jerry Eaves	Glenn Robinson		29	Bob Christian	Ron Wilson	
	Dion Glover	Alfred "Butch" Beard			Adam Keefe	Rick Wilson	
	Danny Manning	Charlie Criss			Brian Oliver	Lorenzen Wright	
	Ken Norman	Predrag "Peja" Drobnjak		30	Kenny Smith	Lorenzo Charles	
	Billy Paultz	Tom Henderson			Jason Terry	Clyde Lee	
	Eldridge Recasner	Jim Les			Bill Bridges	Grant Long	
	Josh Smith	Ira Newble		31	Boris Diaw	Alex Stivris	
	Randy Smith	Haywoode Workman			Jon Koncak	Ken Charles	
	Tom Van Arsdale	Emanuel Davis			Christian Laettner	Art Collins	
	Freeman Williams	Hiram Fuller			Jeremy Richardson	Greg Foster	
	Cal Bowdler	Ricky Grace			Dan Roundfield	Scott Hastings	
	Cedric Bozeman	Richie Guerin			Bill Willoughby	Alan Henderson	
	Travis Hansen	Al Horford		32	Michael Bradley	Solomon Jones	
	Jermaine Jackson	Priest Lauderdale			Antoine Carr	Bob Kauffman	
	James Thomas	Alfred "Butch" Lee			Jerry Chambers	Pete Maravich	
	Sedric Toney	Sidney Moncrief			Tyrone Corbin	Michael Stewart	
7	Dennis Duval	Jeff Sheppard			Duane Ferrell	Trevor Wilson	
	Tom Gugliotta	Donta Smith			James McElroy	Randy Breuer	
	Tim Kempton	Mike Wilson			John Pinone	Sean Rooks	
	Toni Kukoc	Tom Burlinson			Len Robinson	Paul Shirley	
	Randy Livingston	Johnny Davis		33	John Wetzel	John Brown	
	Roshown McLeod	Anthony Grundy			Shelden Williams	Matt Bullard	
	Dean Meminger	Jon Barry			Willie Burton	Chris Washburn	
	Wesley Person	Tom Hovasse			Doug Edwards	Todd Mundt	
	Dijon Thompson	Brandon Williams			Mike Glenn	Chuckie Brown	
	Al Wood	Richie Guerin			John Leonard	George Johnson	
8	Walt Bellamy	John Brannon			Gary Long	James Lang	
	Darvin Ham	Steve Bracey			Shelden Williams	Tom McMillen	
	Anthony Johnson	LaPhonso Ellis			Willie Burton	Mark Landsberger	
	Andy Panko	Stewart Granger		34	Randy Danton	Cliff Livingston	
	Steve Smith	Wilbur Holland			Doug Edwards	John Edwards	
	Alexander Volkov	George Lehmann			Mike Glenn	Obinna Ekezie	
	Antoine Walker	Howard Nathan			John Leonard	Tom McMillen	
9	Bob Pettit	Larry Robinson			Gary Long	Lee Nailon	
10	Don Adams	Larry Siegfried			John Leonard	Tom Payne	
	Drew Barry	Salim Stoudamire				Dale Schlueter	
						Dikembe Mutombo	

BOLD - Retired numbers (Pettit played for St. Louis Hawks only)

THE HISTORY OF THE HAWKS

From Milwaukee, to St. Louis, to Atlanta.

It was a setting made for Mark Twain. A banjo box gymnasium called Wharton Field House seating 6,000 on hardwood benches in a city, or should we say three cities, straddling the Mississippi River is where the Atlanta Hawks have their roots.

They were known as the Tri-City Blackhawks, one of the original members of the National Basketball Association after a mid-summer merger in 1949 of the 12-year-old National Basketball League and the four-year-old Basketball Association of America formed the new league.

The Illinois cities of Moline and Rock Island and Davenport, Iowa across the river formed the formal name of the neophyte Blackhawks, coached by Roger Potter.

In the opening game at Wharton Field House, the Blackhawks beat the old Denver Nuggets, 93-85. But after a string of six losses, Potter became the first former coach of the franchise, as he was replaced by Red Auerbach.

The first edition of the Blackhawks made the playoffs, despite being six games under .500, but dropped out in the first round to the Anderson Duffey Packers. Then the coach, better known as Red Auerbach, left for Boston and many green-and-white World Championship banners.

After two years and a grammatical change to Tri-Cities, the Blackhawks packed their bags and moved to Milwaukee. They shortened the nickname to the Hawks and struggled for four years, never winning more than 27 games and finishing last each season. But it was in Milwaukee where the Hawks made a draft choice that would solidify the franchise for years to come.

His name was Bob Pettit. A first-round draft choice from Louisiana State in 1954, Pettit played his entire 11-year career with the Hawks, moving with the club to St. Louis in 1955. He wrote nearly every record in the Hawks' record book and was a four-time MVP of the annual NBA All-Star game, more times than any other player in history.

From 1957 through 1961, the Hawks won five consecutive Western Conference titles. Pettit was the star of the show and had an excellent supporting cast with Cliff Hagan, Slater Martin, Charley Share and Ed Macauley.

In 1958, the Hawks captured their lone World Championship by defeating Boston, four games to two. On three other occasions during the five-year stretch, the Hawks advanced to the finals only to lose to the Celtics each time.

For no apparent reason, the Hawks turned sour during the 1961-62 season and had it not been for the expansion of the Chicago Packers, the club would have gone from first to last in just one year. It was the only spring the Hawks failed to qualify for the playoffs in the 13 seasons they spent in St. Louis.

Fortunately for the franchise, Harry Gallatin, the former All-Pro with the New York Knickerbockers, took over the reins the following season and guided the Hawks to a second-place finish and back into the playoffs. For his efforts, Gallatin became the first recipient of the NBA's Coach of the Year award.

But Gallatin couldn't put the Hawks back on top and was replaced in the middle of the 1964-65 season by Richie Guerin, another Knick stand-out. The club again made the playoffs but was upset in the opening round by the Baltimore Bullets, a team which finished under .500 and eight games behind the Hawks during the regular season.

After the playoff loss, Pettit took off his uniform for the last time. He wound up his career with a 26.4 scoring average topped by a 31.1 mark during the disappointing '61-'62 campaign. His rebounding standards were even more incredible, a career average of 16.2, and a single-season high of 20.3 set during the 1960-61 season. He was named first-team All-Pro in his first ten seasons in the league, and

second-team in his 11th and final season. In 1970, Pettit was enshrined in the Basketball Hall of Fame, and his uniform #9 has been retired.

The Hawks were becoming a young team as was characterized by the early Pettit-led teams. A year later, Hagan was gone, representing the last remaining link to the '58 Championship team.

In their places were Lou Hudson, the number one pick in 1966, Zelmo Beaty, Joe Caldwell, Lenny Wilkens and Bill Bridges. By 1968, the Hawks added another Western Conference title with a record of 56-26 — at that time the best in the team's history — and Guerin became the Hawks' second Coach of the Year.

Then came the shocker.

During the broadcast of an Atlanta Braves baseball game, announcer Milo Hamilton told Atlanta fans the city was going to have a professional basketball team. It was, of course, the Hawks, a perennial NBA powerhouse, moving from St. Louis to Atlanta.

Bringing the team to the South were two of Atlanta's and Georgia's most respected gentlemen, businessman Thomas G. Cousins and former governor Carl E. Sanders. They acquired the club from Ben Kerner.

Skeptics viewed the move as one of disaster since Atlanta had no facility for professional basketball and noted that the area was a hotbed for football, and there was not room for both sports.

It goes without saying that they were wrong on both counts.

The Hawks received permission to play their games in Alexander Memorial Coliseum on the Georgia Tech campus until a new arena could be constructed. Five years later that realization came true when The Omni was completed.

Under Guerin, the Hawks were sensational the first two years in Atlanta. They won the Western Conference title again in 1970 and advanced to the conference finals both seasons before losing to the star-studded Los Angeles Lakers.

With the emergence of the American Basketball Association came the fall of the Hawks. The new league raided the NBA teams, offering big money to the NBA stars in order to build credibility. Beaty was the first to jump in 1969, and Caldwell followed a year later.

Though the Hawks drafted Pete Maravich, the college scoring champion from Louisiana State, in 1970, the team struggled into the playoffs the next two seasons. The club finished 10 games under .500 each year and couldn't get past the first round of the playoffs.

For the 1972-73 season, the Hawks moved into The Omni, then a 16,500-seat structure, with a new coach, Cotton Fitzsimmons. Behind the 27.1 scoring average of Hudson, the Hawks responded to the new surroundings by reversing the record of the previous year.

The next year, however, the Hawks failed to make a playoff appearance for the first time in 12 seasons, and second in 19. Only another expansion team, this time the New Orleans Jazz, kept the club from plummeting into last place. The first move to rectify the situation was to trade Maravich to New Orleans for a slew of draft choices.

Owning the first and third selections in the 1975 NBA College Draft, the Hawks chose David Thompson from North Carolina State and Marvin Webster from Morgan State. The NBA-ABA bidding war was at its peak and both players opted for the Denver Nuggets of the rival league.

Disaster soon followed.

The team lost 51 games, the most in thirteen years, and tumbled into last place for the first time since the team left Milwaukee. Fitzsimmons lost his job eight games from the end (1975-76).

The bright spot on the club was the emergence of John Drew, a second-round pick in 1974, as one of the premier offensive players in the league. Drew, who was *Basketball Weekly's* Rookie of the Year for 1974-75 while leading the league in offensive rebounds, averaged 21.4 points per game in his second season.

Rumors abounded that a move was imminent, and that a new owner

THE HISTORY OF THE HAWKS, CONT.

was soon to purchase the team; but Hubie Brown, who coached the Kentucky Colonels to the 1975 NBA Championship, took over the team and promptly began to change the team's image. Midway through the **1976-77** season (January '77), half of the rumor became reality as R.E. "Ted" Turner, owner of the Braves and WTCG-TV, bought the club but stated the team would remain in Atlanta.

Hudson, an 11-year veteran of 730 NBA games, all in a Hawks uniform, was traded to Los Angeles (Lakers) as a youth movement was instituted. The #23 worn by Hudson was retired on the Lakers' first visit to the Omni, marking the second Hawks number to be retired. The two men so honored to that point, Pettit and Hudson, shared the Atlanta record for the most points scored in one game: 57.

Brown's first team suffered through a difficult initial year (**1976-77**) by finishing in sixth place in their division with a 31-51 record. The team made a dramatic turnaround just one year later (**1977-78**), becoming the Cinderella team of the NBA, by advancing to the playoffs for the first time in five years. Brown was named NBA Coach of the Year as the fans became "Hubie's Sixth Man." In addition to Brown's coaching, Atlanta's move forward was sparked by two rookies who would have an impact in the team's history for years to come.

Seven-foot-two center Wayne "Tree" Rollins was selected by the Hawks in the first round of the NBA draft to secure the middle for the team. The Hawks' other impact pick was 6-2 guard Eddie Johnson. These two additions, along with a proven veteran like Drew, would comprise the nucleus of the team.

The Hawks were again playoff participants in **1978-79**, but it was just a building block for the following season. Atlanta added forward Dan Roundfield that season and his play, along with the other players, brought the Central Division title to Atlanta in **1979-80**. The squad finished with a 50-32 mark, and a first-place finish for the first time in nine years, and three players, Drew, Johnson and Roundfield, participated in the 1980 NBA All-Star game.

After just one season at the top, the Hawks fell 20 games under the .500 mark (**1980-81**), finishing 31-51 and out of the playoffs for the first time in four years.

Atlanta replaced Brown as coach with former New York/New Jersey Nets coach Kevin Loughery, and he led the Hawks back to the playoffs during both of his seasons in Atlanta (**1981-82** and **1982-83**) before leaving the team following his final year for another coaching position.

The Hawks' biggest move during Loughery's tenure was made off the court on September 3, 1982. The team traded players John Drew and Freeman Williams plus cash to the Utah Jazz in exchange for Dominique Wilkins, who they had selected that year in the NBA draft. Wilkins, a former All-American player at the University of Georgia, was a unanimous choice to the NBA All-Rookie first team in his rookie season, which was a preview of coming attractions.

Former Hawks assistant Michael Fratello was named to succeed Loughery as the Atlanta franchise's fifth head coach, and he promptly led the Hawks to their third consecutive playoff appearance in **1983-84**.

Seeking to change their fortunes and join the NBA elite teams, Atlanta implemented their second youth movement. The Hawks introduced a three-year rebuilding plan in **1984-85** that would hopefully bring the team closer to a championship.

The movement started with the Hawks dealing Roundfield to the Detroit Pistons for forwards Cliff Levingston and Antoine Carr and two future draft picks. Roundfield concluded his six-year career with three All-Star seasons and a 17.6 points-per-game average. In addition to acquiring the youthful forwards, Atlanta drafted another big man in 7-0 center Kevin Willis of Michigan State. Willis' size and speed for an inside player would give the Hawks added depth in the frontcourt. The task of

rebuilding was a long and difficult process for Fratello and the Hawks that season as the club finished 34-48 and out of the playoffs for only the second time in eight years.

As a result of missing the playoffs, there was some consolation as the team prepared for the '85-'86 season. The Hawks were allowed to participate in the NBA's first draft lottery (where the seven teams not making the playoffs were allowed to draw for the top seven picks in the 1985 draft), and with the fifth selection, Atlanta grabbed another seven-footer, SMU's Jon Koncak.

One of Atlanta's interesting free agent signings that season was 5-7 guard Anthony "Spud" Webb from N.C. State. A diminutive athlete who defied the odds of making an NBA roster, Webb electrified fans throughout the league with his speed and incredible jumping ability (42 inches). That talent was showcased at the 1986 NBA All-Star Weekend, as Webb defeated his teammate and defending champion Wilkins in the '86 Slam Dunk contest.

Despite the loss of his "crown," Wilkins became the first Atlanta player to lead the NBA in scoring after averaging 30.3 points in '85-'86. He was also honored with his first appearance in the NBA All-Star game, and he was also named to the first-team All-NBA squad.

As a team, the Hawks tied franchise marks for most wins in a season (50) and best home record (34-7), and their 50-32 record, which was second in the Central Division, was the league's biggest turnaround (+16 games) from the previous campaign. For his efforts, Fratello was named Haggard/NBA Coach of the Year.

With the high expectations of the **1986-87** season awaiting them, the Hawks provided another year of outstanding play. A franchise record 57 wins capped an extraordinary season that saw Atlanta win the Central Division title. With the third-best record in the NBA, the Hawks established themselves among the league's elite teams, and with the combination of talent and athletic ability, they became one of the NBA's most popular teams. Wilkins finished second among the league's leaders in scoring with a 29.0 average, and was voted an All-Star starter for the first time in his career (his second appearance overall).

Several individual records were also established as Glenn "Doc" Rivers broke Atlanta's single-season assist record with 823, which also ranked him fourth in the NBA (10.0 average). Rollins moved into second place on the NBA's all-time blocked shots list, and Mike McGehee set an all-time team mark for three-point goals (86) and attempts (229). The team made the playoffs for the second straight season and defeated Indiana in the first round, but faltered in the second round and lost to the Detroit Pistons.

The following season ('**87-'88**), the Hawks were replaced as division champs by Detroit, as Atlanta concluded the season four games out of first place with a 50-32 record. Highlighting the year's achievements was the first appearance by a Hawks coach in the annual NBA All-Star game, as Mike Fratello earned the spot after Atlanta placed the best record in the Eastern Conference over the first half of the season. Joining Fratello on the victorious East squad were Wilkins and Rivers, who scored 29 and nine points respectively.

An exciting seven-game second-round playoff series against Boston ended the Hawks' quest for a possible championship series berth, but Atlanta followers, who during the season set new attendance records in The Omni, anxiously awaited the start of the **1988-89** year as the Hawks made two off-season acquisitions to challenge for the NBA championship.

With the addition of Moses Malone and Reggie Theus, many prognosticators around the country believed the Hawks would pose a serious threat for the club's second NBA title, but that was prior to the monumental loss of Willis, who would miss all 82 games with a fracture in his left foot. Despite the absence of the seven-foot forward,

THE HISTORY OF THE HAWKS, CONT.

Atlanta ended the season with its fourth straight 50-win campaign (which at that time was the longest current streak in the Eastern Conference).

But what most will remember about the Hawks' '88-'89 season is the disappointing end to their title dreams, as the Milwaukee Bucks, who were beaten in all six regular season meetings with Atlanta, upset the Hawks in the first round of the NBA playoffs, three games to two.

The Hawks continued to struggle in 1989-90 as injuries plagued the team over much of the season, forcing them to miss the playoffs for the first time in five years. With a 41-41 record, Atlanta dropped to sixth place in the Central Division.

As a result, Michael Fratello resigned as head coach on April 23, 1990 and was replaced on May 22 by former NBA player and San Antonio Head Coach Bob Weiss.

On the strength of a 22-game home winning streak, Atlanta returned to the playoffs and pushed the two-time defending champion Detroit Pistons to five games before the curtains fell on the 1990-91 season.

Weiss' coaching approach wasn't lost on Hawks fans, as well as the rest of the league, and was certainly evident in December when he was named Digital/NBA Coach of the Month as Atlanta streaked to an 11-3 record.

The season also brought improved play from Wilkins, who soared to his sixth NBA All-Star Game appearance in addition to Player of the Week (in January) and Month (in February) honors. While leading the team in scoring for the eighth straight season, he led the team for the first time in rebounding, and finished third in assists.

Unfortunately for the Hawks, January 28, 1992 was the telling blow of the 1991-92 season. Prior to that evening's game against Philadelphia, Wilkins was selected as a reserve for the Eastern Conference All-Star Game and was looking forward to the opportunity to become the 17th player in league history to reach the 20,000-point level. In the second quarter (with 5:32 remaining), the 6-8 forward, whose 28.1 scoring average trailed only Chicago's Michael Jordan, suffered a ruptured right achilles tendon injury which forced him to miss the remainder of the season.

At the time, Atlanta's record was 22-20. Without their veteran, the Hawks finished 16-24 and surprisingly, only one game away from making the 1992 NBA Playoffs. It came down to the final regular season game of the season, and if not for a 112-108 loss at Cleveland, Weiss' squad would have capped off an injury-filled campaign by earning an opening round playoff berth against Chicago.

Not only were the Hawks without the services of Wilkins for the final 40 games, but the outside shooting of Travis Mays was absent for 80 games after he suffered tendon problems in his right ankle after the second game of the year.

While deserving of an All-Star position prior to replacing his fallen teammate, center Kevin Willis' production was worthy of praise. After years of unfulfilled expectations, he led Atlanta in scoring (18.3), rebounding (15.5) and minutes played (2,962). His work on the boards (which also placed him second in the NBA) enabled him to become Atlanta's all-time season rebounding leader (1,258), and his 33 rebounds against Washington was an Atlanta game record.

The 1992-93 season saw the previous season's goal attained: the Hawks finished 43-39 and met the Chicago Bulls in the first round of the playoffs. An appearance in the playoffs had alternately seemed likely and impossible throughout this tumultuous season. To begin the season, Wilkins returned to the court after his career-threatening achilles injury to score his 20,000th point and become only the 17th NBA player to do so. Atlanta gained a true point guard from the New Jersey Nets as Rumeal Robinson was traded away for Nets guard Mookie Blaylock. Blaylock provided the leadership and ball distribution that the Hawks so desperately needed, and the season showed potential.

Although the first half of the season was spent in the depths of mediocrity, there were some bright spots. On February 2, Wilkins scored 31 points against Seattle to become the franchise's all-time leading scorer by breaking Bob Pettit's long-standing record of 20,880.

Slated to face the Bulls in the first round of the NBA Playoffs, the games went quickly, with Chicago sweeping the Hawks in three enroute to their third straight NBA title.

Immediately after the season, the Hawks announced that Weiss would not have his contract extended. The search for a new coach began in April and ended on June 1, when former Cavaliers Head Coach Lenny Wilkens rejoined the franchise. Wilkens, who spent eight years with the Hawks in St. Louis and entered the 1993-94 season 69 victories behind Arnold "Red" Auerbach's league-record total of 938 career coaching wins, brought longtime assistant coaches Dick Helm and Brian Winters with him in the move to Atlanta and began to look at the talent he was handed. With the draft at hand and a #15 first-round pick, the Hawks took Doug Edwards, a 6-7 forward known for his defense and passing, a perfect complement to the Hawks' squad.

While it was believed Wilkens and his staff would improve the Hawks fortunes, no one imagined the results would be so immediate. The 1993-94 season brought the franchise's third Central Division championship, a 57-25 record (the best in the Eastern Conference), and the first IBM/NBA Coach of the Year award for Wilkens, who also earned his fourth All-Star coaching assignment by leading the Eastern Conference All-Stars during the 1994 Game in Minneapolis.

Blaylock's season was also highlighted by his first appearance in the NBA All-Star Game, joining fellow teammate Wilkins and the Hawks coaching staff on the Eastern Conference squad.

For Wilkins however, his All-Star showing would be his last in an Atlanta uniform, when on February 24, the Hawks traded their future Hall-of-Famer and a number one draft pick to the Clippers for Danny Manning, ending a 12-year career in Hot-lanta. Wilkins, who began the 1994-95 season in Boston, concluded his days in Atlanta as the franchise leader in numerous categories including games played (882), minutes played (32,542), steals (1,245), points scored (23,292) and scoring average (26.4).

The 1994-95 season began with a bang, as two games into the season the Hawks traded Kevin Willis, who ranked among Hawks all-time leaders in every rebounding category. In exchange for Willis and a future first-round pick, Atlanta received Steve Smith and Grant Long from the Heat, who helped form the cornerstone for the future of the franchise.

Adjusting to the change in team chemistry didn't come easily. The Hawks came out of the gates slowly for the second consecutive year, before eventually recovering to the .500 mark (30-30) on March 10.

The highlight of the season was Lenny Wilkens' pursuit of Red Auerbach's all-time NBA wins mark of 939.

After trying unsuccessfully three times to deliver the record breaking win, the stage was set for a home game against Washington on January 6. Behind 23 points from Ken Norman, Atlanta pulled away early, eventually winning 112-90.

Going into the playoffs, Atlanta was playing their best ball of the season, getting solid contributions all around.

Unfortunately for the Hawks, their first round opponent was the Central Division champion (and Atlanta arch-rival) Indiana Pacers, a tough, veteran club as well. The Pacers were on top of their game and swept the Hawks, 3-0.

Going into the 1995-96 season, the Hawks hoped to return to the upper echelon of the Eastern Conference as their nucleus continued to grow stronger with experience. Atlanta felt they had the right mix to contend again immediately.

THE HISTORY OF THE HAWKS, CONT.

The season turned for the better on the night of January 7, as the team was stranded in New Jersey, due to the Blizzard of '96. After having a contest with the Nets postponed, the Hawks came home and reeled off 10 consecutive wins.

As the Hawks rolled toward the playoffs, the team hit a couple of bumps, losing three straight home games at one point in the final month of the season. But a win at Miami on the last day of the season sealed the sixth playoff spot for the Hawks, where they would face the Pacers for the third consecutive year.

When Reggie Miller's three-point attempt at the final buzzer rimmed out, the Hawks had prevailed in an exciting five-game series.

Although the Hawks fell to the Orlando Magic in the second round of the playoffs in five games (4-1), they didn't go down without a fight.

The acquisition of Dikembe Mutombo in 1996 gave Atlanta the big defensive presence in the middle they lacked since "Tree" Rollins. Mutombo's combination of shot blocking and rebounding ability is unparalleled in the NBA.

As the **1996-97** season began, the Hawks featured four All-Star caliber players and Dream Team III head coach Lenny Wilkens at the helm.

The addition of Mutombo, along with the movement of Laetner to his natural position, helped lead Atlanta to 56 wins (one off the franchise record), including a 20-game home winning streak and a franchise-tying 36 home wins.

Over the first two months of the season, the Hawks went 16-11, setting the stage for a record January. Atlanta went 14-2 that month, the most wins in a single month in franchise history. The Hawks reeled off 10 straight wins, equalling the fourth-best win streak in Atlanta history.

The Hawks pulled out a 3-2 win in the first round of the playoffs against the Pistons, setting the stage for a showdown with the Bulls.

After almost pulling out game one in Chicago, the Hawks did the unthinkable, winning at the United Center, and becoming the first team to win a road playoff game there since 1995. But the Bulls reeled off the next three games to win the series.

Mookie Blaylock turned in another solid season, leading the NBA in steals (2.7) for the first time, while Mutombo finished second in the league in blocked shots (3.3) and rebounding (11.6).

The Hawks pulled out a 3-2 win in the first round of the playoffs against the Pistons.

After almost pulling out game one of Round Two in Chicago, the Hawks did the unthinkable, winning at the United Center, and becoming the first team to win a road playoff game there since 1995. But the Bulls reeled off the next three games to win the series.

The Hawks success brought individual honors to a couple of players as Mutombo took home the NBA's Defensive Player of the Year Award and a first-team All-Defensive honor. Blaylock also received consideration for the All-Defensive team, garnering second team honors.

The start of the **1997-98** season brought an unparalleled level of excitement over the city. The Hawks began the season with a franchise record 11-game winning streak, tying the fifth-best start in NBA history.

Over the rest of the season didn't live up to the first month's promise, however, as Atlanta posted a 5-8 mark in December followed by a 9-8 January, which led to a 29-20 mark after the All-Star break.

After finishing fifth overall in the conference, the Hawks solidified a first-round playoff matchup with the Charlotte Hornets, a team Atlanta had swept, 4-0, during the regular season.

The playoffs didn't hold true to form, as the Hornets surprised the Hawks, winning the series, 3-1, and moving on to face eventual champion Chicago in the second round.

Alan Henderson was named as the league's Most Improved Player after posting career-highs in points (14.3), rebounds (6.4), assists (1.1), shooting percentage (.485) and free throw percentage (.652).

The **1998-99** season was memorable for many reasons. A season cut short by the NBA's first work stoppage (lockout), Atlanta put together a 31-19 mark, just two games off the best mark in the Eastern Conference.

The Hawks finished up 2-1 in May, and headed into the playoffs with the fourth seed.

The playoffs also proved to be a make-or-break proposition, as Atlanta took a 3-2 first round win over Detroit, but followed it with a difficult 4-0 second round loss to eventual Eastern Conference finalist New York.

The 1999 offseason was one of great transition, as the Hawks traded the longtime backcourt tandem of Mookie Blaylock and Steve Smith.

As the team moved into their new home, Philips Arena, the youthful and athletic direction of the team promised to be exciting.

The **1999-2000** saw the opening of the state-of-the-art Philips Arena, where the Hawks recorded a 21-20 mark on the campaign. Early on, after pulling even at a 9-9 mark, the Hawks went just 19-45 the remainder of the season.

Rookie Jason Terry brought hope for the future, as the 10th overall pick was named to the NBA's All-Rookie second team.

Dikembe Mutombo was once again named to the Eastern Conference All-Star team and won the NBA rebounding title for the first time in his career. He also finished second in blocked shots and field goal percentage.

Following the season, head coach Lenny Wilkens elected to resign his position, setting the stage for the Lon Kruger era. Kruger, who spent 18 years as a college coach at Pan American, Kansas State, Florida and Illinois looked to duplicate his success on the pro level.

While **2000-01** was not a successful season from a won-loss standpoint, a strong foundation was laid, and the subsequent offseason provided an excitement level unmatched in recent years.

Despite being on the losing end of the most contests in franchise history (57), Lon Kruger's group showed outstanding effort on a nightly basis and the team's attitude did not go unnoticed.

Jason Terry avoided the sophomore jinx in a big way leading the team with 19.7 ppg, the highest by a Hawk since Steve Smith's 20.1 output in 1997-98.

A mid-season trade changed the look of the team's future, as center Dikembe Mutombo was traded to the Philadelphia 76ers for three talents - Theo Ratliff, Toni Kukoc and Nazr Mohammed.

Ratliff was named the Eastern Conference's starting center in the 2001 NBA All-Star Game, but was unable to play due to a fractured wrist. That injury also pushed his Hawks debut back to the 2001-02 season.

Three-time NBA champ Kukoc and the unheralded Mohammed both made major contributions, with Mohammed playing so well he was re-signed in the offseason.

The draft day acquisition of the Grizzlies' Shareef-Abdur Rahim provided a tremendous amount of buzz around the league, as the experienced, yet young 2000 U.S. Olympian will now lead his hometown team.

Injuries became a major story of **2001-02**, as the Hawks lost an NBA-high 319 games due to injury/illness.

While there were some terrific individual performances — Shareef Abdur Rahim's All-Star appearance, 50-point game and all-around consistent play - the loss of Theo Ratliff for 79 of the season's 82 games proved too much to overcome in a 33-49 campaign.

Jason Terry also shined, averaging 19.3 ppg (his second straight

THE HISTORY OF THE HAWKS, CONT.

season over 19 ppg), while the exciting DerMarr Johnson showed significant development over his rookie season.

The Hawks delivered a solid performance over the second half of the season, going 17-16 following the All-Star break (after a 16-33 first half).

Ira Newble, signed in mid-January, brought a toughness and defensive presence to the club, starting 35 of 42 games in which he played.

The summer of 2002 saw another draft night trade, as the Hawks acquired Gonzaga point guard Dan Dickau from the Sacramento Kings in exchange for a future first round pick. In the second round, Atlanta selected Australian David Andersen (37th overall).

An early August trade added All-Star forward Glenn Robinson to the Hawks roster, bringing one of the league's best mid-range shooters and scorers to the Atlanta roster.

There were very high expectations entering the **2002-03** season. After a 6-4 start through 10 games, the Hawks dropped 12 of 17, costing head coach Lon Kruger his job. Assistant coach Terry Stotts replaced Kruger and had a rough start as well, going 3-11.

But the Hawks showed signs of life in mid-January, and really began playing solidly following the All-Star break.

Speaking of All-Star, the 2003 classic, held at Philips Arena, was certainly a highlight for the franchise and the city, as the first-ever double overtime All-Star game ended with a 155-145 West win. Kevin Garnett (37 points) secured MVP honors in Michael Jordan's final All-Star appearance.

Atlanta produced a 16-17 mark following the break, and posted a 6-2 mark in April. Glenn Robinson, Shareef Abdur-Rahim and Jason Terry combined to average 57.9 ppg, becoming the highest-scoring trio in the league on the season. Additionally, center Theo Ratliff returned to All-Star form in the season's second half.

After the first part of the **2003-04** season didn't go as planned, General Manager Billy Knight decided major changes had to be made for the franchise to move forward. His vision included adding young, versatile and athletic players, and taking no shortcuts to build a long-term winner.

Over a 10-day span in February, Knight pulled off three major trades, leaving the Hawks with massive salary cap room for the summer of 2004.

In another move that changed the shape of the franchise, the Hawks, along with the Atlanta Thrashers and the operating rights to Philips Arena, were sold to a nine-man ownership group called Atlanta Spirit LLC on March 31, 2004.

On the court, Stephen Jackson had a breakout season, while rookies Boris Diaw and Travis Hansen showed signs of things to come.

Leading into **2004-05**, the Hawks made several roster moves, including the acquisitions of veterans Al Harrington, Antoine Walker, Tony Delk, Peja Drobnjak and Kenny Anderson, and the return of former Hawks Kevin Willis and Jon Barry.

Additionally, the team stocked up with four draft picks — Josh Childress (sixth overall), Josh Smith (17th), Donta Smith (34th) and Royal Ivey (37th).

By the time the smoke cleared, only two players remained on the roster (Chris Crawford and Boris Diaw) from the start of the previous season.

The season was a frustrating one in some ways (with a 13-69 finish), but also led to opportunities for the team's young nucleus to get significant playing time as the season went along.

Childress and Smith especially made progress, with both earning NBA second-team All-Rookie honors after solid rookie campaigns.

The high-flying Smith captured the imagination of the entire league on All-Star Weekend in Denver, single-handedly rejuvenating the

Slam Dunk Contest in the process. The 19-year-old rookie put together four devastating dunks (three earned perfect 50's) en route to earning the title.

In the **2005-06** campaign, the young Hawks showed significant progress, both individually and team-wise. The addition of the multi-talented Joe Johnson was a huge step for the franchise, as was the drafting of Marvin Williams (2nd overall) and Salim Stoudamire (31st overall).

After a blockbuster trade to acquire him prior to the season, Johnson was everything the team expected and more, coming up with four 40+point games, the most since Dominique Wilkins' eight in 1992-93, leading the team in several offensive categories, breaking the franchise's single-season record for minutes played and earning a spot on the prestigious USA Senior National Team program.

Another offseason acquisition, restricted free agent signee Zaza Pachulia, proved to be a great find in the pivot. Second-year man Josh Smith came on especially strong after the All-Star break, and finished second in the NBA in total blocks. Williams and Stoudamire showed promise as well, the former improving his scoring and rebounding every month throughout the season.

The club went 26-56, doubling the previous season's win total, improving more than all but two teams in the league. With the club believed to be the youngest in NBA history (avg age – 23), the sky seems to be the limit.

In September of 2006, the franchise (and fans around the world) celebrated the induction of legend Dominique Wilkins into the Naismith Basketball Hall of Fame, as he took his rightful place among the immortals of the sport.

The **2006-07** campaign saw continued growth of the team's exciting young core, despite a devastating rash of injuries. Four of the team's top seven players missed 20 or more games, and Atlanta only had six games with all top seven players healthy.

Joe Johnson stepped up as one of the elite players in the league, ranking ninth in the NBA in scoring (25.0), while earning the team's first All-Star berth since 2002. Johnson missed the first games of his six-year career due to injury (missing 25 total), yet recorded 19 30-point games, and set a franchise record by beginning the season with seven consecutive games scoring 25-or-more.

Josh Smith was outstanding as well, placing second in the league in blocks (207), in the process of becoming the youngest player in NBA history (21 years, 88 days) to reach the 500-block milestone. But his all-around game began to catch up as well, as he was one of just three men in the league to rank in the top 20 in blocks, steals and rebounds.

Still the youngest team in the NBA, Atlanta saw its win total improve for the third straight season (Hawks finished 30-52), as all five of the team's top players (Johnson, Smith, Josh Childress, Marvin Williams and Zaza Pachulia) finished the season with career-high scoring averages.



HAWKS RETIRED JERSEYS



Lou Hudson




Bob Pettit



Dominique Wilkins

Uniform Illustrations - Mitch Rood (Hudson/Pettit) / Jordan Shorthouse (Wilkins)

HAWKS PRIMARY LOGOS



St. Louis Hawks
pre-Atlanta



Atlanta Hawks
1969-70



Honorary Banner



Atlanta Hawks
1970-72



Atlanta Hawks
1972-1995



Atlanta Hawks
Primary Mark
1995-2007



Atlanta Hawks
Secondary Mark
2001-2007

On June 25, 2007, the Atlanta Hawks unveiled a new uniform and secondary logo, as well as a change to the primary logo.



Atlanta Hawks
Primary Mark
2007-



Atlanta Hawks
Secondary Mark
2007-

HAWKS TEAM AWARDS

At the end of the 2005-06 season, the Hawks announced the formation of several new team awards, which are presented annually.

The Jason Collier Memorial Trophy, named after the late Hawks center who passed away on October 15, 2005, is presented annually to the individual who best exemplifies the characteristics Collier displayed off the court as a community ambassador.

"Jason's dedication and commitment to the community serves as a strong example for each of us to follow," said Hawks Executive Vice President and General Manager Billy Knight. "His willingness to devote countless hours and energy to a wide range of charitable initiatives is inspiring, and this is a wonderful opportunity for us to honor his memory and legacy in the Atlanta community."



2006-07 Hawks Team Award winners

The Jason Collier Memorial Trophy

2005-06 - Josh Childress

2006-07 - Josh Childress

The Dominique Wilkins Award (Most Valuable Player)

2005-06 - Joe Johnson

2006-07 - Joe Johnson

The Lou Hudson Award (Most Improved Player)

2005-06 - Josh Smith

2006-07 - Josh Smith


The Bob Pettit Award (Hustle)

2005-06 - Zaza Pachulia

2006-07 - Shelden Williams

EarthLink Fan Favorite Award

2006-07 - Tyronn Lue



Marvin Williams

HAWKS INDIVIDUAL HONORS * MVP of All-Star game

NBA COACH OF THE YEAR

1993-94	Lenny Wilkens
1985-86	Michael Fratello
1977-78	Hubie Brown
1967-68	Richie Guerin
1962-63	Harry Gallatin

NBA MVP'S

1958-59	Bob Pettit
1955-56	Bob Pettit

DEFENSIVE PLAYER OF THE YEAR

1997-98	Dikembe Mutombo
1996-97	Dikembe Mutombo

ALL-NBA SELECTIONS

1997-98	Dikembe Mutombo (3rd)
1992-93	Dominique Wilkins (2nd)
1991-92	Kevin Willis (3rd)
1990-91	Dominique Wilkins (2nd)
1988-89	Dominique Wilkins (3rd)
1987-88	Dominique Wilkins (2nd)
1986-87	Dominique Wilkins (2nd)
1985-86	Dominique Wilkins (1st)
1979-80	Dan Roundfield (2nd)
1972-73	Pete Maravich (2nd)
1969-70	Lou Hudson (2nd)
	Bill Bridges (2nd)
1968-69	Bill Bridges (2nd)
1964-65	Bob Pettit (2nd)
1963-64	Bob Pettit (1st)
1962-63	Bob Pettit (1st)
1961-62	Bob Pettit (1st)
1960-61	Bob Pettit (1st)
1959-60	Bob Pettit (1st)
1958-59	Cliff Hagan (2nd)
	Slater Martin (2nd)
	Bob Pettit (1st)

ALL-DEFENSIVE SELECTIONS

1998-99	Dikembe Mutombo (2nd)
	Mookie Blaylock (2nd)
1997-98	Dikembe Mutombo (1st)
	Mookie Blaylock (2nd)
1996-97	Dikembe Mutombo (1st)
	Mookie Blaylock (2nd)
1995-96	Mookie Blaylock (2nd)
1994-95	Mookie Blaylock (1st)
1993-94	Mookie Blaylock (1st)
1983-84	Wayne Rollins (1st)
	Dan Roundfield (2nd)
1982-83	Dan Roundfield (1st)
	Wayne Rollins (2nd)
1981-82	Dan Roundfield (1st)
1980-81	Dan Roundfield (2nd)
1979-80	Dan Roundfield (1st)
	Eddie Johnson (2nd)
1978-79	Eddie Johnson (2nd)
1969-70	Joe Caldwell (2nd)
1968-69	Bill Bridges (2nd)
1957-58	Cliff Hagan (2nd)
	Slater Martin (2nd)
	Bob Pettit (1st)
1956-57	Slater Martin (2nd)
	Bob Pettit (1st)
1955-56	Bob Pettit (1st)
1954-55	Bob Pettit (1st)
1953-54	Bob Pettit (1st)
1950-51	Frank Brian (2nd)

ALL-ROOKIE TEAM SELECTIONS

2005-06	Marvin Williams (2nd)
2004-05	Josh Childress (2nd) and Josh Smith (2nd)
1999-00	Jason Terry (2nd)
1991-92	Stacey Augmon (1st)
1982-83	Dominique Wilkins
1974-75	John Drew
1973-74	John Brown
1970-71	Pete Maravich
1966-67	Lou Hudson

IN ALL-STAR GAMES

2007	Joe Johnson
2002	Shareef Abdur-Rahim
2001	Dikembe Mutombo
2000	Dikembe Mutombo
1998	Dikembe Mutombo
	Steve Smith
1997	Christian Laetner
	Dikembe Mutombo
1994	Dominique Wilkins
	Mookie Blaylock
	Lenny Wilkens (Coach)
1993	Dominique Wilkins
1992	Dominique Wilkins
	Kevin Willis
1991	Dominique Wilkins
1990	Dominique Wilkins
1989	Dominique Wilkins
	Moses Malone
1988	Dominique Wilkins, Glenn Rivers
	Michael Fratello (Coach)
	Dominique Wilkins
1987	Dominique Wilkins
1986	Dominique Wilkins
1982	Dan Roundfield
1981	Dan Roundfield, Eddie Johnson
1980	John Drew, Eddie Johnson
	Dan Roundfield
1976	John Drew
1974	Lou Hudson, Pete Maravich
1973	Lou Hudson, Pete Maravich
1972	Lou Hudson
1971	Lou Hudson
1970	Bill Bridges, Joe Caldwell
	Lou Hudson
1969	Joe Caldwell, Lou Hudson
1968	Zelmo Beaty
	Lenny Wilkens, Bill Bridges
1967	Lenny Wilkens, Bill Bridges
1966	Zelmo Beaty
1965	Bob Pettit, Lenny Wilkens
1964	Bob Pettit, Lenny Wilkens
1963	Bob Pettit, Lenny Wilkens
1962	* Bob Pettit, Cliff Hagan
1961	* Bob Pettit, Cliff Hagan
	Clyde Lovellette
1960	Bob Pettit, Cliff Hagan
	Clyde Lovellette
1959	*Bob Pettit, Cliff Hagan
	Slater Martin
1958	*Bob Pettit, Cliff Hagan
	Slater Martin
1957	*Bob Pettit, Slater Martin
	Ed Macauley
1956	*Bob Pettit, Bob Harrison
1955	Bob Pettit, Frank Selvy
1954	Mel Hutchins, Don Sunderlage
1953	Mel Hutchins
1952	Dike Eddleman
1951	Dike Eddleman