



HOFHEINZ PAVILION RECORDS

RECORDS



ANNUAL ATTENDANCE RECORDS

Year	Games	W-L	Pct.	Total Attendance	Avg. Attendance
1969-70	16	16-0	1.000	128,848	8,053
1970-71	13	13-0	1.000	97,426	7,494
1971-72	14	13-1	.929	103,630	7,227
1972-73	18	18-0	1.000	125,688	6,983
1973-74	13	12-1	.923	75,740	5,826
1974-75	18	13-5	.722	109,324	6,074
1975-76	15	13-2	.867	108,532	7,236
1976-77	17	16-1	.941	100,215	5,895
1977-78	16	15-1	.938	83,735	5,233
1978-79	13	8-5	.615	60,582	4,660
1979-80	13	9-4	.692	54,991	4,230
1980-81	16	15-1	.938	88,821	5,515
1981-82	15	13-2	.867	101,705	6,780
1982-83	14	14-0	1.000	111,861	7,990
1983-84	15	15-0	1.000	145,449	9,697
1984-85	15	12-3	.800	85,467	5,698
1985-86	14	9-5	.643	68,990	4,928
1986-87	13	10-3	.769	58,588	4,185
1987-88	12	9-3	.750	49,419	4,118
1988-89	14	11-4	.733	49,273	3,285
1989-90	14	13-1	.929	57,996	4,143
1990-91	13	12-1	.923	56,125	4,317
1991-92	13	11-2	.846	65,754	5,058
1992-93	13	12-1	.923	64,990	4,999
1993-94	13	6-7	.462	37,858	2,912
1994-95	13	6-7	.462	40,163	3,089
1995-96	13	10-3	.769	61,069	4,698
1996-97	14	9-5	.643	46,714	3,337
1997-98	13	6-7	.462	36,889	2,838
1998-99	12	6-6	.500	101,748	8,479
1999-00	12	3-9	.250	55,691	4,641
2000-01	13	6-7	.462	43,601	3,354
2001-02	13	9-4	.692	48,097	3,700
2002-03	13	6-7	.462	49,500	3,808
2003-04	17	8-9	.471	49,021	2,884
2004-05	14	12-2	.833	59,436	4,245
2005-06	15	13-2	.867	72,869	4,858
2006-07	14	11-3	.786	59,902	4,279
2007-08	19	17-2	.895	84,240	4,434
39 Seasons	556	430-126	.773	2,899,947	5,216

TOP 10 CROWDS AT HOFHEINZ PAVILION

1.	10,660	vs. Texas	W, 84-79	3/5/90
2.	10,514	# vs. New Mexico State	W, 72-69	3/13/71 NCAA Midwest Regional First Round
3.	10,500	vs. Texas	L, 83-95	1/12/82
4.	10,497	vs. Seattle	W, 93-92	2/6/71
5.	10,489	vs. South Alabama	W, 128-90	2/28/70
6.	10,483	vs. Florida State	W, 94-86	2/4/72
7.	10,472	vs. Jacksonville	W, 76-75	2/24/73
8.	10,345	vs. Miami (Fla.)	W, 118-98	2/14/70
9.	10,238	vs. St. Mary's (Texas)	W, 118-77	2/5/70
10.	10,220	vs. USC	W, 77-73	12/20/69

Note: A crowd of 10,514 at Hofheinz Pavilion watched Notre Dame defeat TCU 102-94 on March 13, 1971 during the NCAA Tournament Midwest Regional First Round.

TOP 10 CROWDS AT HOFHEINZ PAVILION (since 1998)

1.	8,918	vs. #1/1 Memphis	L, 77-89	1/30/08
2.	8,917	vs. Connecticut	L, 76-82	12/30/00
	8,917	vs. Cincinnati	L, 65-77	2/17/99
4.	8,517	vs. Kentucky	W, 83-69	12/18/07
5.	8,642	vs. Valparaiso	W, 90-72	12/11/99
6.	8,479	vs. Marquette	L, 62-65	2/27/99
	8,479	vs. Charlotte	L, 66-68	2/23/99
	8,479	vs. Tulane	W, 76-62	2/13/99
	8,479	vs. UAB	L, 82-90	2/4/99
	8,479	vs. USF	L, 67-82	1/30/99
	8,479	vs. Memphis	W, 83-81	1/17/99
	8,479	vs. Saint Louis	L, 61-69	1/13/99
	8,479	vs. Southern Miss	W, 64-57	1/7/99
	8,479	vs. LSU	W, 67-55	11/30/98
	8,479	vs. IUPUI	W, 72-71	11/28/98
	8,479	vs. Sam Houston State	L, 63-67	11/23/98
	8,479	vs. Texas	W, 71-69	11/17/98

Note: Renovations of Hofheinz Pavilion in 1998 resulted in the facility's capacity being reduced to 8,479.

TOP 10 OVERALL CROWDS

1.	61,612	vs. North Carolina (1)	L, 63-68	3/27/82
2.	52,693	vs. UCLA (2)	W, 71-69	1/20/68
3.	38,471	vs. Virginia (3)	W, 49-47	3/31/84
	38,471	vs. Georgetown (3)	L, 75-84	4/2/84
5.	23,992	vs. Kentucky	L, 67-74	1/22/84
6.	21,500	vs. Oklahoma State (4)	L, 60-75	3/12/65
	21,500	vs. SMU (4)	L, 87-89	3/13/65
8.	20,143	vs. Memphis (5)	W, 78-71	3/23/84
9.	19,591	vs. Louisville	L, 78-92	1/15/97
10.	18,889	vs. UCLA (6)	L, 58-73	3/24/67

1 – NCAA Final Four (Louisiana Superdome, New Orleans); 2 – Game of the Century (Houston Astrodome, Houston); 3 – NCAA Final Four (Kingdome, Seattle); 4 – NCAA Tournament Midwest Regional (Ahearn Fieldhouse, Manhattan, Kan.); 5 – NCAA Tournament Midwest Regional (The Arena, St. Louis, Mo.); 6 – NCAA Final Four (Freedom Hall, Louisville, Ky.)



TEAM

MINUTES PLAYED

Game: 275 vs. Southern Miss (2/3/04);
vs. Arkansas (2/9/80)

MARGIN OF VICTORY

Game: 69 (131-62) vs. Florida Tech (11/22/05)

MARGIN OF DEFEAT

Game: 33 (53-86) vs. #9/ Purdue (1/10/98)

POINTS SCORED

Game: 145 vs. Texas Lutheran (12/8/81)
Opp. Game: 110 by Texas (1/29/94)

FIELD GOALS

Game: 64 vs. Texas Lutheran (12/8/81)
Opp. Game: 41 by Arizona State (12/10/71);
by South Alabama (2/28/70)

FIELD GOAL ATTEMPTS

Game: 109 vs. Texas Lutheran (12/8/81);
vs. North Texas (12/17/77)
Opp. Game: 102 by South Alabama (2/28/70)

FIELD GOAL PERCENTAGE

Game: .700 (35-50) vs. Tennessee State (12/30/01)
Opp. Game: 67.3 (33-49) by Illinois (2/3/85)

3-POINT FIELD GOALS

Game: 19 vs. Florida Tech (11/22/05)
Opp. Game: 14 by Baylor (1/25/95)

3-POINT FIELD GOAL ATTEMPTS

Game: 40 vs. South Alabama (2/14/07)
Opp. Game: 38 by Baylor (1/25/95)

3-POINT FIELD GOAL PERCENTAGE

(min. 10 att)
Game: .750 (3-4) vs. North Texas (12/2/01)
Opp. Game: .714 (5-7) by Iowa State (1/10/90)

FREE THROWS

Game: 43 vs. Louisiana-Lafayette (12/12/77)
Opp. Game: 33 by Texas (1/12/82)

FREE THROW ATTEMPTS

Game: 53 vs. Louisiana-Lafayette (12/12/77)
Opp. Game: 46 by Texas Southern (12/20/97)

FREE THROW PERCENTAGE

Game: 91.7 (11-12) vs. SMU (1/13/07)
Opp. Game: 95.5 (21-22) by Texas Southern (12/23/00)

REBOUNDS

Game: 91 vs. Rice (3/7/84)
Opp. Game: 63 by Louisville (12/2/74);
by Hardin-Simmons (2/12/70)

ASSISTS

Game: 44 vs. Texas Lutheran (1/13/07)
Opp. Game: 29 by UCLA (12/20/93)

STEALS

Game: 26 vs. St. Mary's (Texas) (12/4/78)
Opp. Game: 21 by Texas (1/29/94); by Nevada (12/17/76)

BLOCKED SHOTS

Game: 20 vs. Biscayne (12/20/83)
Opp. Game: 10 by LSU (1/26/05);
by Texas A&M (1/10/79)

TURNOVERS

Game: 38 vs. Nevada (12/17/76)
Opp. Game: 44 by Houston Baptist (1/6/77)

INDIVIDUAL

MINUTES PLAYED

Game: 49 Anwar Ferguson,
vs. Southern Miss (2/3/04)
Opp. Game: 46 by Charles Gaines, Southern Miss (2/3/04)

POINTS SCORED

Game: 52 Robert McKiver,
vs. Southern Miss (2/27/08)
Opp. Game: 44 by Larry Bird, Indiana State (3/9/77);
by Bob Florence, UNLV (3/27/73)
Other: 52 by Austin Carr, Notre Dame,
vs. TCU (3/13/71), NCAA Midwest Regional First Round

FIELD GOALS

Game: 19 Dwight Davis,
vs. Arizona State (12/11/71)
Opp. Game: 19 by Larry Bird, Indiana State (3/9/77)
Other: 20 by Austin Carr, Notre Dame,
vs. TCU (3/13/71), NCAA Midwest Regional First Round

FIELD GOAL ATTEMPTS

Game: 34 Robert McKiver,
vs. Southern Miss (2/27/08)
Opp. Game: 33 by Kurt Thomas, TCU (2/11/95)
Other: 34 by Austin Carr, Notre Dame,
vs. TCU (3/13/71), NCAA Midwest Regional First Round

FIELD GOAL PERCENTAGE

(min. 10 att.)
Game: 92.3 (12-13) Rob Williams,
vs. Texas Lutheran (12/8/81)
92.3 (12-13) Mike Schultz,
vs. Texas Lutheran (12/7/77)
Opp. Game: 83.3 (10-12) Phil Ford,
North Carolina (12/7/74)
83.3 (10-12) Robert LeGrand,
St. Mary's (Texas) (2/5/70)

3-POINT FIELD GOALS

Game: 9 Robert McKiver,
vs. Middle Tennessee (12/1/07);
Robert McKiver, vs. Prairie View A&M (11/29/06)
Opp. Game: 8 by Darrell Jenkins, East Carolina (2/10/07);
Edward Garrett, McNeese State (11/19/04)

3-POINT FIELD GOAL ATTEMPTS

Game: 17 Robert McKiver,
vs. Southern Miss (2/27/08);
Robert McKiver, vs. Prairie View A&M (11/29/06)
Opp. Game: 17 by Donnell Hayden, North Texas (12/8/90)

3-POINT FIELD GOAL PERCENTAGE

(min. 5 made)
Game: 68.8 (11-16) vs. Alcorn State (12/22/89)
Opp. Game: 71.4 (5-7) by Iowa State (1/10/90)

FREE THROWS

Game: 18 Dominic Smith,
vs. Southern Miss (1/23/02)
Opp. Game: 20 by Bob Florence, UNLV (1/27/73)

FREE THROW ATTEMPTS

Game: 20 Dominic Smith,
vs. Southern Miss (1/23/02)
Opp. Game: 24 by Bob Florence, UNLV (1/27/73)

FREE-THROW PERCENTAGE

(min. 10 att.)
Game: 100.0 (12-12) Dominic Smith,
vs. Charlotte (2/4/01)
100.0 (11-11) Robert McKiver,
vs. Memphis (1/30/08)
Opp. Game: 100.0 (16-16) by Mike Floyd,
Texas A&M (1/6/73)

REBOUNDS

Game: 24 Greg Anderson, vs. Rice (2/7/87)
Opp. Game: 23 by E.C. Coleman,
Houston Baptist (2/8/73)

ASSISTS

Game: 17 Reid Gettys, vs. Rice (2/17/85)
Opp. Game: 13 by Rick Hensley, TCU (2/10/76)

STEALS

Game: 8 Oliver Lafayette, vs. BYU (3/15/06);
Dominic Smith, vs. Charlotte (2/4/01);
Ken Ciolli, vs. Xavier (12/16/77)
Opp. Game: 10 by B.J. Tyler, Texas (1/29/94)

BLOCKED SHOTS

Game: 16 Hakeem Olajuwon,
vs. Biscayne (12/3/83)
Opp. Game: 7 by Edgar Jones, Nevada (12/17/76)



MISCELLANEOUS RECORDS

RECORDS

YEAR BY YEAR RECORDS

Year	Overall		Home		Road		Neutral	
	W	L	W	L	W	L	W	L
1946	10	4	4	2	5	1	1	1
1946-47	15	7	8	4	6	2	1	1
1947-48	11	11	6	3	5	8	0	0
1948-49	11	11	8	5	3	6	0	0
1949-50	16	7	10	0	6	7	0	0
1950-51	11	17	7	4	4	13	0	0
1951-52	7	14	4	8	3	6	0	0
1952-53	9	13	6	4	3	9	0	0
1953-54	11	15	6	6	4	7	1	2
1954-55	15	10	9	2	6	5	0	3
1955-56	19	7	12	1	6	3	1	3
1956-57	10	16	7	5	2	10	1	1
1957-58	9	16	5	7	4	9	0	0
1958-59	12	14	11	3	1	11	0	0
1959-60	13	12	9	5	4	7	0	0
1960-61	17	11	10	2	4	6	3	3
1961-62	21	6	13	1	5	2	3	3
1962-63	15	11	11	4	3	6	1	1
1963-64	16	10	12	3	2	6	2	1
1964-65	19	10	13	2	2	5	4	3
1965-66	23	6	14	0	4	3	5	3
1966-67	27	4	12	0	7	3	8	1
1967-68	31	2	18	0	6	0	7	2
1968-69	16	10	14	3	0	5	2	2
1969-70	25	5	16	0	7	2	2	3
1970-71	22	7	13	0	6	6	3	1
1971-72	20	7	13	1	4	5	3	1
1972-73	23	4	18	0	4	2	1	2
1973-74	17	9	12	1	3	7	2	1
1974-75	16	10	13	5	3	3	0	2
1975-76	17	11	13	2	3	9	1	0
1976-77	29	8	16	1	8	4	5	3
1977-78	25	8	15	1	7	6	3	1
1978-79	16	15	8	5	5	8	3	2
1979-80	14	14	9	4	4	8	1	2
1980-81	21	9	15	1	4	7	2	1
1981-82	25	8	15	2	5	4	7	2
1982-83	31	3	14	0	10	1	7	2
1983-84	32	5	15	0	10	2	7	3
1984-85	16	14	12	3	3	9	1	2
1985-86	14	14	9	5	4	7	1	2
1986-87	18	12	10	3	5	6	3	3
1987-88	18	13	9	3	7	9	2	1
1988-89	17	14	11	4	5	7	1	3
1989-90	25	8	13	1	9	5	3	2
1990-91	18	11	12	1	5	7	1	3
1991-92	25	6	11	2	10	3	4	1
1992-93	21	9	12	1	7	7	2	1
1993-94	8	19	6	7	1	9	1	3
1994-95	9	19	6	7	2	11	1	1
1995-96	17	10	10	3	7	6	0	1
1996-97	11	16	9	5	2	9	0	2
1997-98	9	20	6	7	3	10	0	3
1998-99	10	17	6	6	3	10	1	1
1999-00	9	22	3	9	2	10	4	3
2000-01	9	20	6	7	1	11	2	2
2001-02	18	15	9	4	6	7	3	4
2002-03	8	20	6	7	1	11	1	2
2003-04	9	18	8	9	1	9	0	0
2004-05	18	14	12	2	4	10	2	2
2005-06	21	10	13	2	7	8	1	0
2006-07	18	15	11	3	4	10	3	2
2007-08	24	10	17	2	5	6	2	2
Totals	1,067	713	661	199	284	413	122	101

Bold Italics indicates UH single-season record.

RECORDS OVERVIEW

Record in Home Games	644-197
Record in Road Games	279-407
Record at Neutral Sites	120- 99
Overall Record	1,043-703
Most Home Games	18 in 1967-68 & 1972-73
Most Road Games	17 in 1950-51
Most Neutral Site Games	10 in 1983-84
Most Overall Wins	32 in 1983-84
Most Home Wins	18 in 1967-68 & 1972-73
Most Road Wins	10 in 1982-83, 1983-84, 1991-92
Most Neutral Site Wins	8 in 1966-67

UNDEFEATED HOME SEASONS

Season	Home	Overall
1972-73	18-0	23-4
1967-68	18-0	31-2
1969-70	16-0	25-5
1983-84	15-0	32-5
1982-83	14-0	31-3
1965-66	14-0	23-6
1966-67	12-0	27-4
1949-50	10-0	16-7

BEST ROAD WINNING PERCENTAGE

Season	Road	Percentage	Overall
1967-68	6-0	1.000	31-2
1982-83	10-1	.909	31-3
1983-84	10-2	.833	32-5
1946	5-1	.833	10-4
1969-70	7-2	.778	25-5
1991-92	10-3	.769	25-6
1946-47	6-2	.750	15-7
1961-62	5-2	.714	21-6
1966-67	7-3	.700	27-4
1976-77	8-4	.667	29-8

BEST NEUTRAL-SITE WINNING PERCENTAGE

Season	Neutral	Percentage	Overall
2005-06	1-0	1.000	21-10
1975-76	1-0	1.000	17-11
1966-67	8-1	.889	27-4
1991-92	4-1	.800	25-6
1982-83	7-2	.778	31-3
1981-82	7-2	.778	25-8
1967-68	7-2	.778	31-2
1983-84	7-3	.700	32-5





OVERTIME GAMES (37-29)

Date	Opponent	W/L	Score
1/19/52	Sam Houston State	W	60-57
1/30/52	at Sam Houston State	W	67-72
12/16/52	at Detroit	W	72-69
12/23/54	Missouri	W	84-76 (20T)
1/6/55	at Saint Louis	L	84-85 (20T)
1/8/55	at Wichita State	L	67-78
1/23/56	Tulsa	W	71-62
1/6/58	Bradley	L	73-75
3/3/58	at Drake	L	87-88
1/6/61	at Cincinnati	L	71-74
12/7/61	at Lamar	W	72-70
12/23/61	Mississippi	W	63-62 (20T)
12/21/62	Michigan	L	88-90 (40T)
12/28/62	vs. Mississippi State (1)	W	79-76
12/26/63	Wyoming	L	72-75
2/10/64	Cincinnati	L	59-66
1/26/66	Baylor	W	92-91
12/16/68	Kansas State	W	87-84
12/30/68	Iowa	L	87-95
2/7/70	Creighton	W	78-77 (20T)
2/28/72	at Jacksonville	L	108-110
1/27/77	at Texas Tech	L	83-84
3/14/77	vs. Illinois State (2)	W	91-90
12/15/79	at New Mexico	W	83-80
12/22/79	USC	L	85-86
2/9/80	Arkansas	W	90-84 (30T)
2/17/81	at TCU	L	77-78 (40T)
12/4/81	at Seton Hall	L	85-87
1/13/81	at SMU	L	70-72 (30T)
2/6/82	at SMU	W	73-71
3/31/84	vs. Virginia (3)	W	49-47
1/4/86	at Texas Tech	L	68-69
1/15/86	Arkansas	W	87-85
2/5/86	Texas Tech	L	91-92 (20T)
3/1/86	TCU	W	85-83
1/31/87	at Texas Tech	L	55-56
2/14/87	at Baylor	L	57-63
1/13/88	at Louisiana-Lafayette	L	101-102 (20T)
1/1/89	at Texas Tech	L	74-76
1/21/89	at SMU	W	84-83
2/14/90	at Texas Tech	W	74-71
12/1/90	vs. South Carolina (4)	L	70-74
1/23/91	TCU	W	91-88
3/14/92	vs. TCU (5)	W	87-84 (20T)
3/3/93	at Rice	L	78-89
2/2/94	at UTSA	L	83-85
2/19/94	Baylor	W	87-82
2/1/95	Texas	W	105-96
11/27/95	at McNeese State	L	81-83
1/24/96	Texas A&M	W	78-67
1/27/96	at Baylor	W	91-84
12/4/96	Tulsa	W	79-77 (20T)
2/12/97	Memphis	W	72-67
12/7/99	Rice	W	84-71
1/15/02	TCU	W	82-71
2/19/02	Tulane	W	85-81
2/12/03	at Charlotte	L	55-59
12/23/03	Chicago State	W	71-65
12/27/03	Texas A&M	W	70-61
2/3/04	Southern Miss	L	72-75 (30T)
3/5/04	at Saint Louis	L	69-72
1/7/06	Texas A&M-Corpus Christi	W	86-83 (20T)
2/4/06	at East Carolina	W	64-60
11/13/06	at Rhode Island	W	102-99
1/24/07	UCF	W	73-70
2/28/07	at UCF	L	75-72

1 - Oklahoma City, Okla.; 2 - New York City; 3 - NCAA Final Four (Seattle);
4 - Charlotte, N.C.; 5 - Dallas; **Bold** indicates home game.

OVERTIME SUMMARY

Houston's Record in:	
Overtime Games	37-29
Overtime Home Games	24-9
Overtime Road Games	9-19
Overtime Neutral Games	4-1
Single Overtime Games	30-22
Double Overtime Games	6-3
Triple Overtime Games	1-2
Quadruple Overtime Games	0-2
Overtime Record By Decades	
1940s	0-0
1950s	5-4
1960s	5-5
1970s	3-3
1980s	6-9
1990s	10-4
2000s	8-4

First Overtime Game Houston 60, Sam Houston St. 57 (Jan. 19, 1952)
Last Overtime Game UCF 75, Houston 72 (Feb. 28, 2007, Orlando, Fla.)

WINNING AND LOSING STREAKS

Winning Streak

Rk.	Games	Dates
1.	32	March 25, 1967 - March 16, 1968
2.	26	Dec. 17, 1982 - April 4, 1983
3.	14	Dec. 30, 1965 - Feb. 22, 1966
4.	13	Jan. 24 - March 10-1990
5.	12	Dec. 8, 1966 - Jan. 14, 1967
6.	11	Dec. 29, 1972 - Feb. 17, 1973
	11	Jan. 17 - Feb. 28, 1972
	11	Jan. 27 - March 12, 1970
9.	10	Nov. 26 - Dec. 26, 1983
	10	Jan. 28 - April 2, 1984
	10	Jan. 4 - Feb. 13, 1971

All-Time Losing Streak

1.	13	Dec. 7, 1993 - Feb. 2, 1994
2.	11	Jan. 26-March 4, 2000
3.	10	Jan. 31 - March 4, 1998
4.	9	Dec. 19, 1997 - Jan. 18, 1998
5.	8	Dec. 23, 1994 - Jan. 25, 1995
6.	7	Dec. 9, 2002 - Jan. 18, 2003
7.	6	Feb. 15 - March 5, 1997
	6	Feb. 18 - March 8, 1952
9.	5	Jan. 24 - Feb. 10, 1979

Home Winning Streak

1.	59	Jan. 13, 1964 - Dec. 16, 1968
2.	43	Jan. 30, 1982 - Feb. 1, 1985
3.	33	Dec. 11, 1971 - Dec. 8, 1973
4.	30	Dec. 1, 1969 - Dec. 4, 1971

Road Winning Streak

1.	15	Feb. 6, 1982 - Jan. 14, 1984
2.	10	Feb. 18, 1967 - March 4, 1968

Home Losing Streak

1.	7	Jan. 16 - March 4, 2000
	7	Nov. 30, 1993 - Jan. 29, 1994
3.	5	Nov. 28, 2000 - Jan. 6, 2001
4.	4	Dec. 10, 1994 - Jan. 18, 1995
	4	Feb. 27, 1952 - March 8, 1952
	4	Feb. 15, 1951 - Jan. 2, 1952

Road Losing Streak

1.	15	Jan. 26, 2000 - Feb. 17, 2001
2.	12	Dec. 27, 1997 - Dec. 3, 1998
3.	11	Feb. 8, 1994 - Jan. 21, 1995
4.	9	March 3, 1958 - Feb. 9, 1959

SEASON OPENERS

Date	Opponent	W/L	Score
1/10/46	North Texas	W	62-35
12/7/47	Loyola-New Orleans	L	39-51
12/2/48	Abilene Christian	W	54-31
11/29/48	Shur-Start Battery	L	50-51
12/1/49	Hardin Simmons	W	48-36
12/2/50	at Bradley	L	73-94
12/8/51	at Texas A&M	L	38-29
12/2/52	Hardin-Simmons	W	67-54
12/4/53	at Sam Houston State	W	89-88
12/2/54	at Texas A&M	W	85-63
12/1/55	Sam Houston State	W	77-55
12/1/56	at Kansas State	L	78-97
12/2/57	at Oklahoma City	L	75-85
12/1/58	Texas A&I	W	80-59
12/1/59	Lamar	W	89-66
12/1/60	at North Texas	W	73-53
12/1/61	UC Davis	W	95-47
12/1/62	Texas A&I	W	86-52
12/2/63	Minnesota	L	58-60
12/1/64	at Wisconsin	L	65-76
12/1/65	at San Francisco	L	67-75
12/1/66	New Mexico	W	96-84
12/2/67	Sacramento State	W	110-79
11/30/68	Southern Miss	W	92-71
12/1/69	Louisiana-Lafayette	W	89-72
12/3/70	Northwestern	W	81-68
12/1/71	at Stanford	W	87-67
11/24/72	New Orleans	W	92-71
12/1/73	at North Carolina	L	74-97
12/2/74	Louisville	L	87-91
12/6/75	Cal Poly SLO	W	74-63
11/28/76	Texas Lutheran	W	96-69
11/28/77	Pan American	W	85-81
11/27/78	Nevada	L	73-77
11/30/79	Arizona	W	74-72
11/28/80	Texas A&I	W	112-86
11/30/81	West Texas A&M	W	84-73
11/26/82	Arizona	W	104-63
11/19/83	NC State	L	64-76
11/24/84	Concordia Lutheran	W	85-62
11/23/85	at Virginia	L	77-92
11/28/86	St. Mary's (Texas)	W	80-68
11/27/87	Sam Houston State	W	85-71
11/26/88	at Iowa State	W	89-82
11/16/89	at Wichita State	W	67-66
11/24/90	California	W	98-81
11/23/91	Villanova	W	79-49
12/5/92	at DePaul	W	82-65
11/27/93	Akron	W	69-53
11/25/94	James Madison	W	76-74
11/25/95	Houston Baptist	W	91-59
11/23/96	Arkansas-Pine Bluff	L	64-66
11/18/97	Arkansas-Pine Bluff	W	73-55
11/17/98	Texas	W	71-69
11/18/99	at Alaska-Fairbanks	W	81-59
11/16/00	Air Force	L	53-59
11/19/01	UCLA	L	60-71
11/23/02	Prairie View A&M	L	75-78
11/21/03	East Tennessee State	L	51-65
11/15/04	Sam Houston State	W	72-69
11/22/05	Florida Tech	W	131-62
11/13/06	at Rhode Island	W	102-99
11/9/07	Morehead State	W	83-54

Bold indicates home game



SERIES HISTORIES

RECORDS

Opponent	Games	W-L	Pct.	Current Streak	First Game	Last Game
Abilene Christian	3	2-1	.667	W1	1947-48	1967-68
Air Force	4	3-1	.750	L1	1963-64	2000-01
Akron	2	1-1	.500	L1	1994-95	1993-94
Alabama	4	3-1	.750	W2	1956-57	1979-80
Alaska-Anchorage	3	2-1	.667	L1	1978-79	1980-81
Alaska-Fairbanks	1	1-0	1.000	W1	1999-00	1999-00
Alcorn State	2	2-0	1.000	W2	1981-82	1988-89
Arizona	10	5-5	.500	L2	1967-68	2007-08
Arizona State	6	3-3	.500	L1	1958-59	1986-87
Arkansas	37	16-21	.432	L8	1975-76	1990-91
Arkansas State	5	4-1	.800	W2	1966-67	1992-93
Arkansas-Pine Bluff	3	2-1	.667	W2	1996-97	2007-08
Army	1	1-0	1.000	W1	1980-81	1980-81
Auburn	7	6-1	.857	W5	1961-62	1982-83
Baylor	53	38-15	.717	L1	1952-53	2002-03
Beloit College	1	0-1	.000	L1	1949-50	1949-50
Bethune-Cookman	1	1-0	1.000	W1	2003-04	2003-04
Biscayne	7	6-1	.857	W3	1973-74	1983-84
Boston College	1	1-0	1.000	W1	1981-82	1981-82
Bowling Green	3	1-2	.333	L1	1961-62	1974-75
Bradley	20	7-13	.350	W1	1949-50	1967-68
Brooke Medical Center	1	1-0	1.000	W1	1949-50	1949-50
BYU	6	4-2	.667	W2	1965-66	2005-06
BYU-Hawai'i	2	2-0	1.000	W2	1984-85	1985-86
Cal Poly	1	1-0	1.000	W1	1975-76	1975-76
Cal State Fullerton	2	2-0	1.000	W2	1991-92	1992-93
California	7	4-3	.571	L2	1971-72	1999-00
Campbell	1	1-0	1.000	W1	1984-85	1984-85
Canisius	1	1-0	1.000	W1	1957-58	1957-58
Centenary	2	21-5	.808	W2	1948-49	2005-06
Chaminade	1	1-0	1.000	W1	2001-02	2001-02
Charlotte	12	2-10	.167	W1	1996-97	2006-07
Chicago State	1	1-0	1.000	W1	2003-04	2003-04
Cincinnati	23	1-22	.043	L10	1957-58	2004-05
Coastal Carolina	2	2-0	1.000	W2	1989-90	2007-08
College of Charleston	1	1-0	1.000	W1	2007-08	2007-08
Colorado	6	3-3	.500	L2	1963-64	1995-96
Colorado State	2	1-1	.500	L1	1965-66	1987-88
Concordia Lutheran	1	1-0	1.000	W	1984-85	1984-85
Connecticut	2	0-2	.000	L2	1999-00	2000-01
Corpus Christi State	2	2-0	1.000	W2	1971-72	1972-73
Creighton	10	7-3	.700	L1	1949-50	2006-07
Dartmouth	1	0-1	.000	L1	1957-58	1957-58
Dayton	7	4-3	.571	W2	1961-62	1975-76
Delaware State	1	1-0	1.000	W1	1996-97	1996-97
Denver	3	3-0	1.000	W2	1971-72	1973-74
DePaul	14	4-10	.286	L6	1984-85	2004-05
Detroit	15	9-6	.600	W2	1950-51	1985-86
Drake	17	6-11	.353	L3	1950-51	1994-95
Drexel	1	1-0	1.000	W1	1987-88	1987-88
Duke	0	0-0	.000	---	2008-09	2008-09
East Carolina	7	5-2	.714	L1	2001-02	2007-08
East Tennessee State	1	0-1	.000	L1	2003-04	2003-04
East Texas Baptist	2	2-0	1.000	W2	1947-48	1947-48
East Texas State	8	5-3	.625	L1	1946-47	1948-49
Fairfield	1	1-0	1.000	W1	1967-68	1967-68
Florida	2	2-0	1.000	W2	1970-71	1973-74
Florida State	5	3-2	.600	W1	1961-62	1973-74
Florida Tech	1	1-0	1.000	W1	2005-06	2005-06
Fordham	1	1-0	1.000	W1	1987-88	1987-88
Fresno State	1	0-1	.000	L1	1983-84	1983-84
Furman	1	0-1	.000	L1	1974-75	1974-75
George Washington	2	2-0	1.000	W2	1967-68	1999-00

Opponent	Games	W-L	Pct.	Current Streak	First Game	Last Game
Georgetown	5	0-5	.000	L5	1979-80	2000-01
Georgia Southern	0	0-0	.000	---	2008-09	2008-09
Georgia Tech	2	0-2	.000	L2	1988-89	1991-92
Grambling State	3	3-0	1.000	W3	2004-05	2007-08
Hardin-Simmons	6	6-0	1.000	W6	1949-50	1978-79
Hawai'i	5	5-0	1.000	W5	1966-67	1977-78
Hawai'i-Hilo	1	1-0	1.000	W1	1977-78	1977-78
Hawai'i-Loa	1	1-0	1.000	W1	1989-90	1989-90
High Point	1	1-0	1.000	W1	1946	1946
Houston Baptist	11	11-0	1.000	W11	1971-72	1996-97
Idaho	1	1-0	1.000	W1	1963-64	1963-64
Idaho State	1	1-0	1.000	W1	1966-67	1966-67
Illinois	5	2-3	.400	L2	1967-68	1985-86
Illinois-Chicago	3	3-0	1.000	W3	1990-91	1992-93
Illinois State	1	1-0	1.000	W1	1976-77	1976-77
Indiana	1	0-1	.000	L1	1972-73	1972-73
Indiana State	2	1-1	.500	W1	1946	1976-77
Iowa	2	1-1	.667	W1	1968-69	1981-82
Iowa State	4	3-1	.667	W3	1956-57	1990-91
IUPUI	1	1-0	1.000	W1	1998-99	1998-99
Jacksonville	4	2-2	.500	L1	1970-71	1973-74
James Madison	2	2-0	1.000	W2	1994-95	1995-96
Kansas	7	2-5	.286	L3	1966-67	2001-02
Kansas State	8	3-5	.375	L1	1955-56	1974-75
Kent State	3	3-0	1.000	W3	1966-67	1991-92
Kentucky	4	1-3	.250	W1	1956-57	2007-08
Lamar	26	23-3	.885	W2	1953-54	2004-05
LaSalle	1	1-0	1.000	W1	1975-76	1975-76
Lehigh	1	1-0	1.000	W1	1993-94	1993-94
Long Beach State	4	2-2	.500	L2	1969-70	1993-94
Long Island	2	2-0	1.000	W2	1970-71	1971-72
Loras College	1	1-0	1.000	W1	1949-50	1949-50
Louisiana-Lafayette	13	7-6	.538	L3	1947-48	2003-04
Louisiana-Monroe	4	2-2	.500	L2	1973-74	1999-00
Louisiana-Tech	2	2-0	1.000	W2	1975-76	1983-84
Louisville	18	5-13	.278	W1	1967-68	2004-05
Loyola Marymount	1	1-0	1.000	W1	1969-70	1969-70
Loyola (Ill.)	3	1-2	.333	W1	192-63	1967-68
Loyola (La.)	22	12-10	.545	W1	1946-47	1971-72
LSU	14	9-5	.643	W3	1962-63	2005-06
Marist	1	1-0	1.000	W1	2007-08	2007-08
Marquette	12	4-8	.333	L3	1949-50	2004-05
Marshall	4	4-0	1.000	W4	1967-68	2007-08
Maryland	2	1-1	.500	W1	1965-66	1978-79
Massachusetts	1	0-1	.000	L1	2007-08	2007-08
McMurry	3	3-0	1.000	W3	1947-48	1959-60
McNeese State	6	5-1	.833	W4	1994-95	2005-06
Memphis	30	10-20	.333	L7	1956-57	2007-08
Mercer	1	1-0	1.000	W1	1974-75	1974-75
Miami (Fla.)	14	9-5	.643	W5	1955-56	1970-71
Michigan	3	1-2	.333	W1	1962-63	1967-68
Michigan State	1	1-0	1.000	W1	1971-72	1971-72
Middle Tennessee	1	1-0	1.000	W1	2007-08	2007-08
Midwestern	4	3-1	.750	W1	1949-50	1950-51
Minnesota	7	3-4	.429	L1	1962-63	1987-88
Mississippi	3	1-2	.333	L2	1961-62	1996-97
Mississippi State	5	5-0	1.000	W5	1962-63	1983-84
Mississippi Valley State	1	1-0	1.000	W1	1986-87	1986-87
Missouri	7	4-3	.529	W1	1950-51	2004-05
Missouri State	3	0-3	.000	L3	1993-94	2005-06
Monmouth	1	1-0	1.000	W1	2006-07	2006-07
Montana	1	1-0	1.000	W1	1946-47	1946-47
Montana State	3	3-0	1.000	W3	1963-64	1969-70



SERIES HISTORIES

RECORDS

Opponent	Games	W-L	Pct.	Current Streak	First Game	Last Game
Morehead State	1	1-0	1.000	W1	2007-08	2007-08
Mount St. Mary's	1	1-0	1.000	W1	2000-01	2000-01
Murray State	4	3-1	.750	W3	1951-52	1954-55
NC State	4	0-4	.000	L4	1982-83	2001-02
Nebraska	4	3-1	.750	L1	1962-63	2006-07
Nevada	8	7-1	.875	W4	1973-74	2007-08
New Mexico	3	2-1	.667	L1	1966-67	1998-99
New Mexico State	2	2-0	1.000	W2	1966-67	1970-71
New Orleans	4	3-1	.750	W1	1972-73	2004-05
Niagara	1	1-0	1.000	W1	1979-80	1979-80
North Carolina	6	1-5	.167	L5	1966-67	1992-93
North Dakota State	1	1-0	1.000	W1	1967-68	1967-68
North Texas	34	29-5	.853	W7	1946-47	2005-06
Northeastern	2	2-0	1.000	W2	1988-89	1989-90
Northern Arizona	1	0-1	.000	L1	1946-47	1946-47
Northwestern State	1	2-0	1.000	W2	1970-71	1988-89
Notre Dame	8	4-4	.500	W1	1964-65	1989-90
Ohio	1	0-1	.000	L1	1999-00	1999-00
Ohio State	4	0-4	.000	L4	1963-64	2004-05
Oklahoma	1	0-1	.000	L1	1960-61	1960-61
Oklahoma City	33	15-18	.455	L1	1947-48	1964-65
Oklahoma State	19	7-12	.369	L1	1950-51	1964-65
Oral Roberts	1	0-1	.000	L1	1973-74	1973-74
Oregon	1	1-0	1.000	W1	1970-71	1970-71
Oregon State	1	0-1	.000	L1	1965-66	1965-66
Pacific	4	4-0	1.000	W4	1960-61	1982-83
Penn State	1	0-1	.000	L1	1964-65	1964-65
Pepperdine	5	4-1	.800	W4	1946-47	1982-83
Pittsburgh	1	0-1	.000	L1	1952-53	1952-53
Portland	4	4-0	1.000	W4	1962-63	1984-85
Portland State	1	1-0	1.000	W1	1998-99	1998-99
Prairie View A&M	3	2-1	.667	W1	2001-02	2006-07
Presbyterian	0	0-0	.000	---	2008-09	2008-09
Princeton	1	1-0	1.000	W1	1983-84	1983-84
Providence	1	1-0	1.000	W1	1965-66	1965-66
Purdue	3	1-2	.333	L2	1981-82	1997-98
Rhode Island	4	4-0	1.000	W4	1964-65	2006-07
Rice	67	53-14	.791	W4	191-72	2007-08
Rutgers	1	1-0	1.000	W1	1973-74	1973-74
Sacramento State	4	4-0	1.000	W4	1967-68	1999-00
Saint Louis	36	12-24	.333	W1	1950-51	2006-07
Sam Houston State	33	24-9	.727	W2	1946-47	2005-06
Samford	1	1-0	1.000	W1	1972-73	1972-73
San Diego State	2	0-2	.000	L2	2001-02	2002-03
San Francisco	6	3-3	.500	L2	1965-66	1976-77
Santa Clara	5	1-4	.200	L1	1958-59	1997-98
Seattle	5	2-3	.400	L1	1961-62	1972-73
Seton Hall	1	0-1	.000	L1	1981-82	1981-82
Shur-Start Battery	2	1-1	.500	W1	1948-49	1948-49
Siena	1	1-0	1.000	W1	1953-54	1953-54
SMU	60	38-22	.633	W5	1955-56	2007-08
South Alabama	4	1-3	.250	L3	1969-70	2006-07
South Carolina	5	2-3	.400	L1	1970-71	1990-91
Southeast Oklahoma	3	2-1	.667	L1	1946-47	1947-48
Southeast Missouri State	1	1-0	1.000	W1	2000-01	2000-01
Southeastern Louisiana	1	1-0	1.000	W1	2004-05	2004-05
Southern	1	1-0	1.000	W1	2007-08	2007-08
Southern Miss	27	15-12	.556	W2	1968-69	2007-08
Southwestern	7	6-1	.857	W5	1963-64	1984-85
Stanford	3	2-1	.667	L1	1971-72	1990-91
St. Bonaventure	1	0-1	.000	L1	1976-77	1976-77
St. John's	1	0-1	.000	L1	1989-90	1989-90
St. Mary's (Calif.)	3	2-1	.667	L1	1966-67	1996-97

Opponent	Games	W-L	Pct.	Current Streak	First Game	Last Game
St. Mary's (Texas)	15	13-2	.867	W7	1965-66	1991-92
Stephen F. Austin	17	13-4	.765	L1	1946-47	1993-94
Stetson	1	1-0	1.000	W1	1983-84	1983-84
Syracuse	1	0-1	.000	L1	1982-83	1982-83
TCU	69	46-23	.667	W1	1955-56	2004-05
Tennessee	5	2-3	.400	L2	1970-71	1995-96
Tennessee State	1	1-0	1.000	W1	2001-02	2001-02
Tennessee Tech	1	1-0	1.000	W1	1966-67	1966-67
Texas	63	31-32	.492	L2	1949-50	2000-01
Texas A&I	10	9-1	.900	W1	1954-55	1980-81
Texas A&M	83	53-30	.639	L1	1946-47	2004-05
Texas A&M-Corpus Christi	2	2-0	1.000	W2	2005-06	2005-06
Texas Lutheran	8	8-0	1.000	W8	1974-75	1995-96
Texas Southern	6	4-2	.667	W2	1990-91	2007-08
Texas State	11	10-1	.909	L1	1946-47	2002-03
Texas Tech	53	27-26	.509	L8	1960-61	2002-03
Texas Wesleyan	6	6-0	1.000	W6	1962-63	1985-86
Texas-Pan American	7	7-0	1.000	W7	1977-78	1988-89
Toledo	4	2-2	.500	W1	1985-86	2007-08
Trinity	19	18-1	.947	W13	1946-47	1976-77
Tulane	22	11-11	.500	W3	1946-47	2007-08
Tulsa	36	19-17	.528	L1	1950-51	2007-08
UAB	19	4-15	.211	L1	1996-97	2007-08
UALR	1	0-1	.000	L1	1988-89	1988-89
UC Davis	1	1-0	1.000	W1	1961-62	1961-62
UC Irvine	2	2-0	1.000	W2	1991-92	1992-93
UC Santa Barbara	5	4-1	.800	L1	1969-70	1989-90
UCF	7	5-2	.714	W2	2005-06	2007-08
UCLA	9	2-7	.222	L6	1961-62	2001-02
UNLV	10	6-4	.600	L4	1966-67	2006-07
USC	12	4-8	.333	L2	1961-62	1995-96
USF	19	9-10	.474	L1	1989-90	2004-05
UT Arlington	5	5-0	1.000	W5	1967-68	2002-03
Utah	1	1-0	1.000	W1	1982-83	1982-83
Utah State	2	1-1	.500	L1	1961-62	1961-62
UTEP	12	4-8	.333	L2	1979-80	2007-08
UTSA	6	5-1	.833	L2	1981-82	1996-97
Valparaiso	5	4-1	.800	W4	1955-56	2007-08
Vanderbilt	2	1-1	.500	L1	1986-87	2001-02
VCU	3	0-3	.000	L3	2005-06	2007-08
Villanova	6	3-3	.500	W1	1953-54	1991-92
Virginia	6	3-3	.500	L1	1982-83	1989-90
Virginia Tech	3	2-1	.667	L1	1967-68	1973-74
Wabash College	1	1-0	1.000	W1	1973-74	1973-74
Wake Forest	1	1-0	1.000	W1	1983-84	1983-84
Washington	7	2-5	.286	L1	1958-59	2004-05
Washington State	2	2-0	1.000	W2	1971-72	1972-73
West Texas A&M	14	11-3	.786	L1	1959-60	1986-87
West Texas State	1	1-0	1.000	W1	1967-68	197-68
Western Kentucky	2	1-1	.500	W1	1953-54	1968-69
Wichita State	25	9-16	.360	L1	1949-50	2004-05
Wisconsin	2	1-1	.500	W1	1964-65	1965-66
Wyoming	4	2-2	.500	L1	1963-64	1993-94
Xavier	2	2-0	1.000	W2	1972-73	1977-78
Yale	1	0-1	.000	L1	1988-89	1988-89
Totals	1,781	1,067-714	.599	L1	1946	2007-08



THE LAST TIME

RECORDS

A COUGAR TEAM

Was ranked No. 25, Associated Press (12/12/05)
Received votes in a national poll: Associated Press and ESPN/USA Today (12/19/05)

Played a ranked team: L, 59-68, at #1/1 Memphis (2/13/08)
Beat a ranked team

at Home: W, 69-65, vs. #13 Arizona (12/3/05)
on Road: W, 84-65, at #15 TCU (2/25/87)
at Neutral Site: W, 68-63, vs. #19 Wake Forest, NCAA Tournament Midwest Regional, St. Louis (3/25/84)

Lost to a ranked team
at Home: L, 77-89, #1/1 Memphis (2/13/08)
on Road: L, 69-68, at #1/1 Memphis (2/13/08)
at Neutral Site: L, 73-85, vs. #13/10 Marquette, C-USA Tournament (Cincinnati) (3/8/02)

Won 5+ straight games: 10, 11/16/07 – 1/2/08
Won 10+ straight games: 10, 11/16/07 – 1/2/08
Won 15+ straight games: 26, 12/17/82 – 4/4/83
Won 20+ straight games: 26, 12/17/82 – 4/4/83
Won 25+ straight games: 26, 12/17/82 – 4/4/83
Won 30+ straight games: 32, 3/25/67 – 3/16/68

Lost 5+ straight games: 5, 12/22/06 – 1/13/07
Lost 10+ straight games: 11, Jan. 31 – March 4, 1998

Scored 100 points and lost: L, 101-102 (20T), at Louisiana-Lafayette (Jan. 13, 1988)

Played an overtime game: L, 72-75 (OT), at UCF (2/28/07)
Played a double-overtime game: W, 86-83 (20T), vs. Texas A&M-Corpus Christi (1/7/05)

Played a triple-overtime game: L, 72-75, vs. Southern Miss (2/3/04)

Played a quadruple-overtime game: L, 77-78 (4OT), at TCU (2/17/81)

A TEAM

Scored 150+ points
UH: W, 158-81, vs. Valparaiso (Feb. 24, 1968)
Opp.: Has not happened

Scored 140+ points
UH: W, 145-78, vs. Texas Lutheran (Dec. 8, 1981)
Opp.: Has not happened

Scored 130+ points
UH: W, 131-62, vs. Florida Tech (Nov. 22, 2005)
Opp.: Has not happened

Scored 120+ points
UH: W, 131-62, vs. Florida Tech (Nov. 22, 2005)
Opp.: L, 101-121, at Bowling Green (March 1, 1975)

Scored 110+ points
UH: W, 131-62, vs. Florida Tech (Nov. 22, 2005)
Opp.: L, 78-116, at UAB (1/9/99)

Scored 100+ points
UH: W, 101-54, vs. Prairie View A&M (Nov. 29, 2006)
Opp.: L, 99-101, at UAB (Feb. 20, 2008)

Scored 95+ points
UH: W, 91-67, vs. Valparaiso, CBI Quarterfinals, Houston (March 24, 2008)
Opp.: L, 99-101, at UAB (Feb. 20, 2008)

Shot 50 percent+ from field
UH: 58.2 (32-55), at UTEP (3/8/08) (L, 81-87)
Opp.: 56.9 (33-58), at UAB (2/20/08) (L, 99-101)

Shot 55 percent+ from field
UH: 58.2 (32-55), at UTEP (3/8/08) (L, 81-87)
Opp.: 56.9 (33-58), at UAB (2/20/08) (L, 99-101)

Shot 60+ percent from field
UH: 60.9 (28-46), by Arizona (1/12/08) (L, 71-85)
Opp.: 61.0 (25-41), vs. UAB (3/2/02) (W, 76-72)

Shot 65+ percent from field
UH: 70.0 (35-50), vs. Tennessee State (12/30/01) (W, 91-60)
Opp.: 68.2 (30-44), at TCU (2/8/94) (L, 86-95)

Shot 65+ percent from field
UH: 70.0 (35-50), vs. Tennessee State (12/30/01) (W, 91-60)
Opp.: Has not happened

A PLAYER

Scored 50+ points
UH: 52, Robert McKiver, vs. Southern Miss (2/27/08)
Opp.: 50, by Ron Schlieman, North Dakota State (12/7/67)

Scored 45+ points
UH: 52, Robert McKiver, vs. Southern Miss (2/27/08)
Opp.: 50, by Ron Schlieman, North Dakota State (12/7/67)

Scored 40+ points
UH: 52, Robert McKiver, vs. Southern Miss (2/27/08)
Opp.: 43, by Kurt Thomas, TCU (2/11/95)

Scored 35+ points
UH: 52, Robert McKiver, vs. Southern Miss (2/27/08)
Opp.: 36, by Mike Smith, Louisiana-Monroe (12/15/99)

Scored 30+ points
UH: 30, Robert McKiver, at Tulsa, CBI Semifinals (3/26/08)
Opp.: 30, by Sam Hinnant, at East Carolina (3/1/08)

Recorded a triple double
UH: Bo Outlaw (10 pts., 14 rebs., 10 blks.), vs. Texas A&M (2/17/93)
Opp.: by Vernon Smith (14 pts., 10 rebs., 10 asts.), at Texas A&M (2/28/81)

Recorded a double-double
UH: Tafari Toney (10 pts., 12 rebs.), vs. Valparaiso, CBI Quarterfinals (3/24/08)
Opp.: Jerome Jordan (18 pts., 15 rebs.), at Tulsa, CBI Semifinals (3/26/08)

Recorded 30+ rebounds
UH: 37, Elvin Hayes, vs. Centenary (2/10/68)
Opp.: Has not happened

Recorded 25+ rebounds
UH: 25, Hakeem Olajuwon, vs. Texas Tech (1/12/84)
Opp.: 26, by Tom Owens, South Carolina (2/22/71)

Recorded 20+ rebounds
UH: 21, Louis Truscott, at TCU (2/1/03)
Opp.: 22, Joey Dorsey, vs. Memphis (1/30/08)

Recorded 15+ rebounds
UH: 16, Dion Dowell, vs. Coastal Carolina (11/26/07)
Opp.: 22, Joey Dorsey, vs. Memphis (1/30/08)

Recorded 20 pts/20 rebs.
UH: Louis Truscott (21 pts., 21 rebs.), at TCU (2/1/03)
Opp.: by Kurt Thomas, TCU (26 pts., 20 rebs.) (3/9/95)

Recorded 15+ assists
UH: 15, Randy Brown, vs. Fordham (3/17/88)
Opp.: 17, by Sean Colson, Charlotte (2/8/97)

Recorded 10+ assists
UH: 10, Lanny Smith, vs. Marshall (1/26/08)
Opp.: 11, Marvin Kilgore, at UTEP (3/8/08)

Made 9+ 3-pointers
UH: 9, Robert McKiver, vs. Middle Tennessee (12/1/07)
Opp.: 11, by Dennis Scott, Georgia Tech (12/28/88)

Made 8+ 3-pointers
UH: 9, Robert McKiver, vs. Middle Tennessee (12/1/07)
Opp.: 8, by Sam Hinnant, at East Carolina (3/1/08)

Made 7+ 3-pointers
UH: 7, Kelvin Lewis, vs. Valparaiso (CBI Quarterfinals) (3/24/08)
Opp.: 8, by Sam Hinnant, at East Carolina (3/1/08)

Made 6+ 3-pointers
UH: 6, Robert McKiver, at Tulsa (CBI Semifinals) (3/26/08)
Opp.: 8, by Sam Hinnant, at East Carolina (3/1/08)

Made 15 free throws
UH: 18, Dominic Smith, vs. Southern Miss (1/23/02)
Opp.: 18, by Jerry Bayless, Arizona (1/12/08)

Made 10 free throws
UH: 11, Robert McKiver, at East Carolina (3/1/08)
Opp.: 18, by Jerry Bayless, Arizona (1/12/08)

Recorded 15 blocks
UH: 15, Hakeem Olajuwon, vs. Biscayne (12/3/83)
Opp.: Has not happened

Recorded 10 blocks
UH: 10, Bo Outlaw, vs. Texas A&M (2/17/93)
Opp.: 10, by Gerrick Morris, USF (2/21/04)

Recorded 5 blocks
UH: 5, Dion Dowell, vs. Arkansas-Pine Bluff (12/29/07)
Opp.: 5, by Jerome Jordan, at Tulsa, CBI Semifinals (3/26/08)

Recorded 10+ steals
UH: 11, Clyde Drexler, vs. Syracuse (12/11/82)
Opp.: 10, by B.J. Tyler, Texas (1/29/94)

Recorded 5+ steals
UH: 6, Robert McKiver, at Rice (1/23/08)
Opp.: 5, by Robert Dozier, at Memphis (2/25/07)

Played 40 minutes
UH: 40, Robert McKiver, at East Carolina (3/1/08)
Opp.: 40, by Mark Dorris, Marshall (1/26/08)

Played 45+ minutes
UH: 45, Robert McKiver, at UCF (2/28/07)
Opp.: 45, by Josh Fisher, Saint Louis (3/5/04)

Played 50+ minutes
UH: 50, Rickie Winslow, Alvin Franklin, vs. Texas Tech (2/5/86)
Opp.: 50, by Albert Thomas, Michael Strickland, vs. TCU, SWC Tournament (3/14/92)

Played 55+ minutes
UH: 60, Clyde Drexler, at TCU (2/17/81)
Opp.: 55, David Gaddis, at SMU (1/13/81)

Played 60+ minutes
UH: 60, Clyde Drexler, at TCU (2/17/81)
Opp.: 60, by Deckery Johnson, Warren Bridges, Darrell Browder, at TCU (2/17/81)

Fouled out
UH: Lanny Smith, at UTEP (3/8/08)
Opp.: by JaVale McGee, at Nevada, CBI First Round (3/18/08)

COACHING & YEARLY RECORDS



RECORDS



ALDEN PASCHE
1946-56



GUY V. LEWIS
1956-86



PAT FOSTER
1986-93



ALVIN BROOKS
1993-98



CLYDE DREXLER
1998-00



RAY MCCALLUM
2000-2004



TOM PENDERS
2004-Present

Years	Coach	Seasons	Overall			Conference			Conference Tournaments			Postseason Tournaments		
			Wins	Losses	Pct	Wins	Losses	Pct	Wins	Losses	Pct.	NCAA	NIT	CBI
1946-56	Alden Pasche	10	135	116	.537	63	55	.534	---	---	---	1		
1956-86	Guy V. Lewis	30	592	280	.679	134	98	.578	18	7	.720	14	3	
1986-93	Pat Foster	7	142	73	.660	70	38	.648	9	6	.600	3	3	
1993-98	Alvin Brooks	6	54	84	.391	25	46	.352	1	5	.167			
1998-00	Clyde Drexler	2	19	39	.327	7	25	.219	1	2	.333			
2000-04	Ray McCallum	4	44	73	.376	24	40	.375	2	3	.400		1	
2004-	Tom Penders	4	81	49	.623	39	23	.629	3	4	.429		2	1
Totals	Seven Coaches	64	1,067	714	.599	362	325	.527	34	27	.557	18	9	1

Lone Star Conference (48-33 • 32-14 LSC)

Year	Overall W-L	Conference Record	Conference Finish	Postseason Tournament	Head Coach
1946	10-4	8-2	1st	NAIB	Alden Pasche
1946-47	15-7	11-1	1st	NAIB	Alden Pasche
1947-48	11-11	6-6	4th		Alden Pasche
1948-49	11-11	7-5	2nd		Alden Pasche

Gulf Coast Conference (16-7 • 6-0 GCC)

1949-50	16-7	6-0	1st		Alden Pasche
---------	------	-----	-----	--	--------------

Missouri Valley Conference (116-134 • 46-76 MVC)

1950-51	11-17	2-12	8th		Alden Pasche
1951-52	7-14	3-7	5th		Alden Pasche
1952-53	9-13	5-5	2nd		Alden Pasche
1953-54	11-15	3-7	5th		Alden Pasche
1954-55	15-10	3-7	5th		Alden Pasche
1955-56	19-7	9-3	1st	NCAA Midwest Regional	Alden Pasche
1956-57	10-16	5-9	5th		Guy V. Lewis
1957-58	9-16	4-10	6th		Guy V. Lewis
1958-59	12-14	6-8	5th		Guy V. Lewis
1959-60	13-12	6-8	4th		Guy V. Lewis

Independent (308-112)

1960-61	17-11			NCAA Sweet 16	Guy V. Lewis
1961-62	21-6			NIT Quarterfinals	Guy V. Lewis
1962-63	15-11				Guy V. Lewis
1963-64	16-10				Guy V. Lewis
1964-65	19-10			NCAA Sweet 16	Guy V. Lewis
1965-66	23-6			NCAA Sweet 16	Guy V. Lewis
1966-67	27-4			NCAA Final Four	Guy V. Lewis
1967-68	31-2			NCAA Final Four	Guy V. Lewis
1968-69	16-10				Guy V. Lewis
1969-70	25-5			NCAA Sweet 16	Guy V. Lewis
1970-71	22-7			NCAA Sweet 16	Guy V. Lewis
1971-72	20-7			NCAA Midwest Regional	Guy V. Lewis
1972-73	23-4			NCAA Midwest Regional	Guy V. Lewis
1973-74	17-9				Guy V. Lewis
1974-75	16-10				Guy V. Lewis

Southwest Conference (416-230 • 203-122 SWC)

Year	Overall W-L	Conference Record	Conference Finish	Tournament	Postseason Head Coach
1975-76	17-11	7-9	6th		Guy V. Lewis
1976-77	29-8	13-3	2nd	NIT Finalist	Guy V. Lewis
1977-78	25-8	11-5	3rd	NCAA Midwest Regional	Guy V. Lewis
1978-79	16-15	6-10	6th		Guy V. Lewis
1979-80	14-14	8-8	4th		Guy V. Lewis
1980-81	21-9	10-6	2nd	NCAA East Regional	Guy V. Lewis
1981-82	25-8	11-5	2nd	NCAA Final Four	Guy V. Lewis
1982-83	31-3	16-0	1st	NCAA Runner-Up	Guy V. Lewis
1983-84	32-5	15-1	1st	NCAA Runner-up	Guy V. Lewis
1984-85	16-14	8-8	5th	NIT	Guy V. Lewis
1985-86	14-14	8-8	6th		Guy V. Lewis
1986-87	18-12	9-7	3rd	NCAA SE Regional	Pat Foster
1987-88	18-13	10-6	3rd	NIT	Pat Foster
1988-89	17-14	8-8	4th		Pat Foster
1989-90	25-8	13-3	2nd	NCAA SE Regional	Pat Foster
1990-91	18-11	10-6	3rd	NIT Second Round	Pat Foster
1991-92	25-6	11-3	1st	NCAA Midwest Regional	Pat Foster
1992-93	21-9	9-5	3rd	NIT	Pat Foster
1993-94	8-19	5-9	6th		Alvin Brooks
1994-95	9-19	5-9	6th		Alvin Brooks
1995-96	17-10	10-3	2nd		Alvin Brooks

Conference USA (164-197 • 75-113 C-USA)

1996-97	11-16	3-11	4th-White Division		Alvin Brooks
1997-98	9-20	2-14	5th-National Division		Alvin Brooks
1998-99	10-17	5-11	6th-National Division		Clyde Drexler
1999-00	9-22	2-14	6th-National Division		Clyde Drexler
2000-01	9-20	6-10	5th-National Division		Ray McCallum
2001-02	18-15	9-7	2nd-National Division	NIT	Ray McCallum
2002-03	8-20	6-10	4th-National Division		Ray McCallum
2003-04	9-18	3-13	13th		Ray McCallum
2004-05	18-14	9-7	6th	NIT	Tom Penders
2005-06	21-10	9-5	4th	NIT Second Round	Tom Penders
2006-07	18-15	10-6	3rd		Tom Penders
2007-08	24-10	11-5	4th	CBI Semifinals	Tom Penders
Totals	1,067-714	362-325			Seven Coaches



SERIES HISTORIES BY TEAMS

RECORDS

ABILENE CHRISTIAN

(2-1)

Home: 2-0 • Road: 0-1 • Neutral: 0-0

12/2/47	H	W	54-31
12/5/47	A	L	41-48
12/24/67	H	W	90-75

AIR FORCE (3-1)

Home: 2-0 • Road: 1-0 • Neutral: 0-1

1/2/64	H	W	64-53
3/4/67	A	W	90-80
2/17/68	H	W	106-82
11/16/00	N (1)	L	53-59

1 – BCA Classic (Winston-Salem, N.C.)

AKRON (1-1)

Home: 1-0 • Road: 0-1 • Neutral: 0-0

11/27/94	H	W	69-53
12/3/94	A	L	65-66

ALABAMA (3-1)

Home: 0-0 • Road: 0-0 • Neutral: 3-1

12/28/56	N (1)	W	76-68
12/29/74	N (1)	L	88-105
3/17/77	N (2)	W	82-76
12/29/79	N (3)	W	83-75

1 – Sugar Bowl Classic (New Orleans);
2 – NIT (Madison Square Garden, New York);
3 – Sun Carnival Tournament (El Paso, Texas)

ALASKA-ANCHORAGE

(2-1)

Home: 0-0 • Road: 2-1 • Neutral: 0-0

12/23/78	A	W	100-85
12/25/78	A	W	94-81
12/27/80	A	L	78-79

ALASKA-FAIRBANKS

(1-0)

Home: 0-0 • Road: 1-0 • Neutral: 0-0

11/18/99	A (1)	W	81-59
----------	-------	---	-------

1 – Top of the World Classic (Anchorage, Alaska)

ALCORN STATE (2-0)

Home: 1-0 • Road: 0-0 • Neutral: 1-0

3/11/81	N (1)	W	94-84
12/22/88	H	W	112-74

1 – NCAA Tournament Midwest Regional (Tulsa, Okla.)

ARIZONA (5-5)

Home: 4-2 • Road: 1-3 • Neutral: 0-0

12/22/67	A	W	81-76
12/5/68	H	W	85-64
12/9/77	A	L	80-81
11/30/79	H	W	74-72
11/26/82	H	W	104-63
12/8/94	A	L	67-81
12/2/95	H	L	69-73
12/3/05	H	W	69-65
12/17/06	A	W	62-87
1/12/08	H	L	71-85

ARIZONA STATE (3-3)

Home: 2-2 • Road: 1-1 • Neutral: 0-0

12/8/58	H	W	101-68
12/10/71	H	L	97-98

12/11/71 H W 88-76

12/10/77 A L 78-79

12/3/79 H L 65-78

12/6/86 A (1) W 83-66

1 – Kactus Classic (Tempe, Ariz.)

ARKANSAS (16-21)

Home: 11-5 • Road: 3-13 • Neutral: 2-3

1/6/76	A	L	47-92
1/12/76	H	W	72-71
1/8/77	A	L	70-81
2/5/77	H	L	80-82
3/5/77	N (1)	L	74-80
1/8/78	A	L	65-84
2/18/78	H	W	84-75
3/3/78	H	W	70-69
1/6/79	H	L	61-62
2/17/79	A	L	58-78
1/19/80	A	L	57-60
2/9/80	H	W	90-84 (30T)
1/19/81	H	W	57-54
2/14/81	A	L	55-70
1/23/82	A	L	66-67
2/13/82	H	W	55-53
3/6/82	N (2)	L	69-84
1/22/83	H	W	75-60
3/3/83	A	W	74-66
2/26/84	H	W	64-61
3/4/84	A	L	68-73
3/11/84	H (1)	W	57-56
1/19/85	H	W	78-73
2/20/85	A	L	59-73
1/15/86	A	W	87-85 (OT)
2/15/86	H	W	93-83
1/17/87	H	W	60-55
2/11/87	A	W	57-54
1/30/88	A	L	62-71
3/3/88	H	W	82-77
2/1/89	H	L	87-88
3/6/89	A	L	79-10
1/3/90	H	L	78-82
1/22/90	A	L	89-100
3/11/90	N (2)	L	84-96
1/6/91	A	L	79-95
2/7/91	H	L	74-81

1 – SWC Classic (The Summit, Houston);
2 – SWC Classic (Dallas)

ARKANSAS STATE

(4-1)

Home: 2-0 • Road: 2-1 • Neutral: 0-0

12/29/66	A (1)	W	68-58
12/7/87	H	W	80-72
12/10/88	A	L	51-54
12/3/91	H	W	72-54
12/22/92	A	W	84-82

1 – Holiday Tournament (Jonesboro, Ark.)

ARKANSAS-PINE

BLUFF (2-1)

Home: 2-1 • Road: 0-0 • Neutral: 0-0

11/23/96	H	L	64-66
11/18/97	H	W	73-55
12/29/07	H	W	76-65

ARMY (1-0)

Home: 1-0 • Road: 0-0 • Neutral: 0-0

12/19/80	H (1)	W	88-58
----------	-------	---	-------

1 – Kettle Classic (Houston)

REGULAR OPPONENTS

Rk.	G	Opponent
1.	83	Texas A&M
2.	69	TCU
3.	67	Rice
4.	63	Texas
5.	60	SMU
6.	53	Baylor Texas Tech
8.	37	Arkansas
9.	36	Tulsa Saint Louis
11.	34	North Texas
12.	33	Oklahoma City Sam Houston State
14.	30	Memphis
15.	27	Southern Miss
16.	26	Lamar
17.	25	Wichita State
18.	23	Cincinnati
19.	22	Tulane Loyola (La.)

2008-09 opponents in Bold

AUBURN (6-1)

Home: 3-0 • Road: 1-0 • Neutral: 2-1

12/23/61	N (1)	W	54-49
12/29/62	N (2)	L	69-71 (OT)
12/16/64	H	W	50-48
12/30/65	N (3)	W	89-76
12/20/71	H	W	79-76
12/1/77	A	W	88-87
12/8/82	H	W	77-65

1 – Lion's Club Tournament (Houston);
2 – Holiday Classic (Sam Houston Coliseum, Houston);
3 – Sugar Bowl Classic (New Orleans)

BAYLOR (38-15)

Home: 24-4 • Road: 14-10 • Neutral: 0-1

1/26/53	A	L	62-77
12/8/62	H	W	70-61
1/25/64	H	W	61-60
1/28/65	H	W	80-78
1/26/66	H	W	92-91 (OT)
1/10/73	H	W	86-82
1/10/74	H	W	74-70
1/24/76	H	W	79-73
2/21/76	A	L	72-79
2/28/76	A (1)	W	88-86
1/24/77	H	W	111-89
2/23/77	A	W	78-76
1/17/78	H	W	100-89
2/7/78	A	L	69-70
1/16/79	A	L	77-85
2/6/79	H	L	77-80
3/1/79	H (2)	W	83-82
1/26/80	H	W	82-71
2/16/80	A	W	60-58
1/26/81	A	W	53-51
2/21/81	H	L	68-70
1/30/82	H	W	99-78
2/20/82	A	W	78-74
2/2/83	H	W	86-69
3/5/83	A	W	93-64
1/28/84	A	W	84-58
2/29/84	H	W	80-65
1/24/85	H	W	81-77
2/23/85	A	L	84-88

1/18/86	A	W	79-58
2/20/86	H	W	77-70
1/26/87	H	L	62-67
2/14/87	A	L	57-63 (OT)
3/7/87	N (3)	L	52-54
1/27/88	A	L	59-77
2/27/88	H	L	73-88
1/28/89	H	W	81-72
3/1/89	A	W	75-59
1/17/90	A	W	78-74
2/17/90	H	W	83-77
1/2/91	A	W	87-85
2/2/91	H	W	86-76
1/11/92	H	W	83-77
2/12/92	A	W	98-92
1/19/93	H	W	83-77
2/23/93	A	W	76-75
1/22/94	A	L	81-85
2/19/94	H	W	87-82 (OT)
1/25/95	H	W	87-83
2/22/95	A	L	89-97
1/27/96	A	W	91-84
2/24/96	H	W	79-69
11/30/02	N (4)	L	60-62

1 – SWC Tournament (Waco, Texas);
2 – SWC Tournament (The Summit, Houston);
3 – SWC Tournament (Dallas)
4 – Space City Hoops Classic (Reliant Stadium, Houston)

BELOIT COLLEGE (0-1)

Home: 0-0 • Road: 0-1 • Neutral: 0-0

12/9/49	A	L	56-70
---------	---	---	-------

BETHUNE-COOKMAN

(1-0)

Home: 1-0 • Road: 0-0 • Neutral: 0-0

12/17/03	H	W	56-45
----------	---	---	-------

BISCAYNE (6-1)

Home: 4-0 • Road: 2-1 • Neutral: 0-0

2/14/74	H	W	99-63
2/10/75	A	W	99-93
12/3/76	H	W	104-64
12/6/80	A	L	74-76
12/6/81	H	W	106-74
12/4/82	A	W	78-59
12/3/82	H	W	69-51

BOSTON COLLEGE

(1-0)

Home: 0-0 • Road: 0-0 • Neutral: 1-0

3/21/82	N (1)	W	99-92
---------	-------	---	-------

1 – NCAA Tournament Midwest Regional (St. Louis)

BOWLING GREEN (1-2)

Home: 1-0 • Road: 0-1 • Neutral: 0-1

12/29/61	N (1)	L	45-47
12/23/68	H	W	91-80
3/1/75	A	L	101-121

1 – All-College Tournament (Oklahoma City)

BRADLEY (7-13)

Home: 5-4 • Road: 1-9 • Neutral: 1-0

12/6/49	A	L	57-73
12/2/50	A	L	73-94
2/6/51	H	L	47-60

2/18/52	A	L	47-74
2/27/52	H	L	50-54
1/18/54	A	L	71-86
2/5/55	H	W	64-55
2/9/56	A	W	82-70
2/20/56	H	W	68-53
1/17/57	A	L	64-81
2/25/57	H	W	88-79
1/6/58	H	L	73-75 (OT)
1/11/58	A	L	80-116
1/12/59	H	L	50-60
3/2/59	A	L	60-74
2/8/60	A	L	57-78
2/22/60	H	W	63-58
1/12/61	H	W	60-59
2/16/61	A	L	74-90
12/28/67	N (1)	W	69-52

1 – Rainbow Classic (Honolulu)

BROOKE MEDICAL

CENTER (1-0)

Home: 1-0 • Road: 0-0 • Neutral: 0-0

1/5/49	H	W	53-49
--------	---	---	-------

BYU (4-2)

Home: 2-0 • Road: 1-1 • Neutral: 1-1

12/4/65	A	L	82-111
12/16/67	H	W	102-69
12/14/68	N (1)	W	98-75
12/30/78	N (2)	L	77-84
12/14/97	A (3)	W	89-69
3/15/06	H (4)	W	77-67

1 – Cable Car Classic (San Francisco);
2 – Pillsbury Classic (Minneapolis);
3 – BYU Cougar Classic (Provo, Utah);
4 – NIT First Round (Hofheinz Pavilion, Houston)

BYU (Hawai'i) (2-0)

Home: 2-0 • Road: 0-0 • Neutral: 0-0

12/28/84	H	W	100-77
12/18/85	H	W	92-82

CAL POLY (1-0)

Home: 1-0 • Road: 0-0 • Neutral: 0-0

12/6/75	H	W	74-63
---------	---	---	-------



SERIES HISTORIES BY TEAMS

RECORDS

CANISIUS (1-0)

Home: 0-0 • Road: 1-0 • Neutral: 0-0

12/14/57 A W 77-70

CENTENARY (21-5)

Home: 12-2 • Road: 9-3 • Neutral: 0-0

12/11/48	A	L	39-46
12/11/48	H	L	46-53
2/13/65	H	W	95-84
1/13/66	A	W	108-84
2/7/66	H	W	125-96
12/14/66	H (1)	W	97-66
1/16/68	H	W	118-81
2/10/68	A	W	107-56
1/11/69	H	W	82-64
1/25/69	A	L	66-71
12/6/69	H	W	70-64
2/21/70	A	W	97-72
1/16/71	A	W	80-69
1/25/71	H	W	80-69
2/10/72	H	W	100-83
2/17/72	A	W	93-82
2/1/73	H	W	89-85
3/2/73	A	W	90-89
1/17/74	A	L	83-91
2/23/74	H	W	105-89
12/17/90	H	W	100-57
1/6/92	A	W	105-81
12/1/97	H	W	73-69
1/19/04	H	L	57-63
1/11/05	H	W	93-82
1/3/06	A	W	75-62

1 – Bluebonnet Classic (Houston)

CHAMINADE (1-0)

Home: 0-0 • Road: 0-0 • Neutral: 1-0

11/21/01 N (1) W 76-73

1 – Maui Invitational (Lahaina, Maui)

CHARLOTTE (2-10)

Home: 1-4 • Road: 0-5 • Neutral: 1-1

1/29/97	A	L	68-78
2/8/97	H	L	77-102
2/28/98	A	L	75-105
2/23/99	H	L	66-68
3/3/99	N (1)	L	51-75
1/12/00	A	L	74-92
2/4/01	H	W	73-72
2/2/02	H	L	68-83
2/12/03	A	L	55-59
3/3/03	H	L	61-82
2/9/05	A	L	71-91
12/21/06	N (2)	W	68-46

1 – C-USA Tournament (Birmingham, Ala.);
2 – Outrigger Classic (Honolulu)

CHICAGO STATE (1-0)

Home: 1-0 • Road: 0-0 • Neutral: 0-0

12/23/03 H W 71-65 (OT)

CINCINNATI (1-22)

Home: 1-11 • Road: 0-11 • Neutral: 0-0

12/21/57	H	L	53-70
1/13/58	A	L	57-93
1/10/59	H	L	54-62
2/28/59	A	L	66-78
2/6/60	A	L	55-67
2/20/60	H	L	47-57

ONE-AND-OUT

The Cougars have played 74 opponents only one in their all-time history to date. However, with games against Middle Tennessee and Massachusetts scheduled for the 2008-09 season, that list will soon shrink in size.

Below is the complete list.

Alaska-Fairbanks	Middle Tennessee
Army	Mississippi Valley State
Beloit College	Monmouth
Bethune-Cookman	Montana
Boston College	Morehead State
Cal Poly	Mount St. Mary's
Campbell	Niagara
Canisius	North Dakota State
Chaminade	Northern Arizona
Chicago State	Ohio
College of Charleston	Oklahoma
Concordia Lutheran	Oral Roberts
Dartmouth	Oregon
Delaware State	Oregon State
Drexel	Penn State
East Tennessee State	Pittsburgh
Fairfield	Portland State
Florida Tech	Princeton
Fordham	Providence
Fresno State	Rutgers
Furman	Samford
Hawai'i (Hilo)	Seton Hall
Hawai'i (Loa)	Southeast Missouri St.
High Point	Southeastern Louisiana
Idaho	Southern
Idaho State	St. Bonaventure
Illinois State	St. John's
Indiana	Stetson
IUPUI	Tennessee State
LaSalle	Tennessee Tech
Lehigh	UALR
Loras College	UC Davis
Loyola Marymount	Utah
Marist	Wabash College
Massachusetts	Wake Forest
Mercer	West Texas State
Michigan State	Yale

2008-09 opponents in **Bold**

1/5/61	A	L	71-74 (OT)
2/23/61	H	L	80-85
2/1/62	H	L	52-60
2/16/62	A	L	47-59
1/2/63	A	L	56-79
2/10/64	H	L	59-66 (OT)
2/2/73	H	W	90-85
2/9/74	A	L	73-84
2/8/75	H	L	83-103
2/18/97	A	L	64-97
1/4/98	H	L	68-81
12/22/98	A	L	78-115
2/17/00	H	L	65-77
2/24/01	A	L	50-85
1/12/02	H	L	63-79
2/7/04	H	L	51-54
1/29/05	A	L	68-87

COASTAL CAROLINA (2-0)

Home: 1-0 • Road: 0-0 • Neutral: 1-0

12/28/89 N (1) W 82-79
11/26/07 H W 86-79

1 – Holiday Classic (Tampa, Fla.)

COLLEGE OF CHARLESTON (1-0)

Home: 0-0 • Road: 0-0 • Neutral: 1-0

11/17/07 N (1) W 84-69

1 – ESPNU Puerto Rico Tip-Off (San Juan, P.R.)

COLORADO (3-3)

Home: 2-1 • Road: 1-2 • Neutral: 0-0

12/12/63	A	L	61-72
12/19/65	H	W	70-61
1/6/72	H	W	70-66
12/4/72	A	W	77-71
12/30/94	H	L	66-85
12/9/95	A	L	74-77

COLORADO STATE (1-1)

Home: 0-0 • Road: 0-1 • Neutral: 1-0

3/7/66 N (1) W 82-76
3/18/88 A (2) L 61-71

1 – NCAA Tournament West Regional (Wichita, Kan.)
2 – NIT First Round (Fort Collins, Colo.)

CONCORDIA LUTHERAN (1-0)

Home: 1-0 • Road: 0-0 • Neutral: 0-0

11/24/84 H W 85-62

CONNECTICUT (0-2)

Home: 0-1 • Road: 0-1 • Neutral: 0-0

12/30/99 H L 76-82
11/30/00 A L 70-72

CORPUS CHRISTI STATE (2-0)

Home: 2-0 • Road: 0-0 • Neutral: 0-0

2/24/72 H W 105-81
2/15/73 H W 82-70

CREIGHTON (7-3)

Home: 4-0 • Road: 3-2 • Neutral: 0-1

12/13/49	A	L	47-52
2/13/67	A	W	87-80
2/25/67	H	W	87-73
2/7/70	H	W	78-77 (2OT)
3/4/70	A	W	62-58
1/6/71	H	W	83-76
2/17/73	A	L	77-78
12/21/96	H	W	74-73
1/4/97	A	W	74-72
12/22/06	N (1)	L	72-80

1 – Outrigger Rainbow Classic (Honolulu)

DARTMOUTH (0-1)

Home: 0-0 • Road: 0-1 • Neutral: 0-0

12/12/57 A L 64-84

DAYTON (4-3)

Home: 2-0 • Road: 1-1 • Neutral: 1-2

3/17/62	N (1)	L	77-94
2/24/66	N (2)	L	69-71
3/7/70	N (3)	W	71-64
1/4/71	H	W	106-80
3/3/72	A	L	69-73
1/6/75	H	W	86-85
12/27/75	A	W	72-68

1 – NIT (New York);
2 – Played at Madison Square Garden (New York);
3 – NCAA Tournament Midwest Regional (Lawrence, Kan.)

DELAWARE STATE (1-0)

Home: 1-0 • Road: 0-0 • Neutral: 0-0

12/19/96 H W 74-63

DENVER (3-0)

Home: 2-0 • Road: 1-0 • Neutral: 0-0

2/7/72	H	W	98-69
3/4/72	A	W	94-91
1/4/74	H	W	9-79

DePAUL (4-10)

Home: 3-4 • Road: 1-6 • Neutral: 0-0

1/12/85	A	L	58-69
12/12/85	H	L	78-84
12/5/89	H	W	65-49
1/12/91	A	L	62-76
12/5/92	A	W	82-65
12/30/93	H	L	69-89
1/18/97	H	W	78-76
1/24/98	H	W	65-59
1/3/99	A	L	82-93
1/16/00	H	L	68-77
2/7/01	A	L	78-90
3/8/03	A	L	59-65
2/14/04	H	L	54-66
1/8/05	A	L	57-68

DETROIT (9-6)

Home: 6-2 • Road: 2-4 • Neutral: 1-0

2/13/51	A	L	61-70
2/14/51	A	L	73-93

12/21/51 H L 56-73

12/22/51	H	W	74-71
12/16/52	A	W	72-69 (OT)
12/17/52	A	L	64-74
12/18/53	H	W	77-62
12/19/53	H	W	61-63
12/17/54	A	W	77-69
12/18/54	A	L	80-83
12/16/55	H	W	89-76
12/17/55	H	W	86-84
1/30/57	H	L	81-91
2/11/57	H	W	82-72
12/28/85	N (1)	W	75-64


1 – Blade Classic (Toledo, Ohio)

DRAKE (6-11)

Home: 3-5 • Road: 3-5 • Neutral: 0-1

1/1/50	A	L	60-66
1/2/50	A	W	77-67
3/1/52	H	L	47-76
3/3/52	H	L	68-82
1/30/53	A	L	66-88
3/2/53	H	L	64-73
1/2/57	A	W	74-72
1/28/57	H	W	86-62
2/3/58	H	L	67-77
3/3/58	A	L	87-88 (OT)
2/2/59	A	L	63-69
2/23/59	H	W	77-66
1/9/60	A	W	56-55
2/29/60	H	W	89-70
3/12/70	N (1)	L	87-92
1/3/94	H	L	76-84
1/6/95	A	L	65-85

1 – NCAA Tournament Midwest Regional (Lawrence, Kan.)



TIM MOORE



SERIES HISTORIES BY TEAMS

RECORDS

DREXEL (1-0)

Home: 0-0 • Road: 0-0 • Neutral: 1-0
12/20/87 N (1) W 91-88

1 – Spindletop Classic (Beaumont, Texas)

DUKE (0-0)

Home: 0-0 • Road: 0-0 • Neutral: 0-0
Potential First Meeting

EAST CAROLINA (5-2)

Home: 2-0 • Road: 2-2 • Neutral: 1-0
2/23/02 A L 46-63
3/6/02 N (1) W 58-49
1/17/04 H W 55-53
2/26/05 A W 76-72
2/4/06 A W 64-60 (OT)
2/10/07 H W 83-59
3/1/08 A L 83-84

1 – C-USA Tournament (Cincinnati, Ohio)

EAST TENNESSEE STATE (0-1)

Home: 0-1 • Road: 0-0 • Neutral: 0-0
11/21/03 H L 51-65

EAST TEXAS BAPTIST (2-0)

Home: 1-0 • Road: 1-0 • Neutral: 0-0
12/19/47 H W 63-40
2/10/48 A W 70-52

EAST TEXAS STATE (5-3)

Home: 3-1 • Road: 2-2 • Neutral: 0-0
2/16/46 H W 54-51
3/2/46 A W 61-54
2/1/47 H W 65-61
2/28/47 A W 60-51
1/16/48 A L 43-47
2/18/48 H L 37-50
1/17/49 H W 67-46
2/10/49 A L 60-66

FAIRFIELD (1-0)

Home: 1-0 • Road: 0-0 • Neutral: 0-0
1/29/68 H W 108-76

FLORIDA (2-0)

Home: 1-0 • Road: 1-0 • Neutral: 0-0
12/7/70 A W 61-60
12/8/73 H W 97-73

FLORIDA STATE (3-2)

Home: 3-0 • Road: 0-2 • Neutral: 0-0
2/5/62 H W 84-76
1/26/63 A L 69-76
1/16/72 A L 79-86
2/4/72 H W 94-86
1/5/74 H (1) W 79-74

1 – Bluebonnet Classic (Houston)

FLORIDA TECH (1-0)

Home: 1-0 • Road: 0-0 • Neutral: 0-0
11/22/05 H W 131-62

FORDHAM (1-0)

Home: 1-0 • Road: 0-0 • Neutral: 0-0
3/17/88 H (1) W 69-67

1 – NIT First Round (Hofheinz Pavilion, Houston)

FRESNO STATE (0-1)

Home: 0-0 • Road: 0-0 • Neutral: 0-1
12/26/83 N (1) L 61-68

1 – Chaminade Classic (Honolulu)

FURMAN (0-1)

Home: 0-0 • Road: 0-0 • Neutral: 0-1
12/30/74 N (1) L 80-90

1 – Sugar Bowl Classic (New Orleans)

GEORGE WASHINGTON (2-0)

Home: 1-0 • Road: 0-0 • Neutral: 1-0
12/13/67 H (1) W 86-61
11/21/99 N (2) W 93-92

1 – Bluebonnet Classic (Houston);
2 – Top of the World Classic (Fairbanks, Alaska)

GEORGETOWN (0-5)

Home: 0-1 • Road: 0-1 • Neutral: 0-3
12/16/79 N (1) L 75-78
4/2/84 N (2) L 75-84
12/29/90 N (3) L 51-63
12/18/99 A L 75-83
12/31/00 H L 63-79

1 – Cage Classic (Albuquerque, N.M.);
2 – NCAA National Championship (Seattle);
3 – Played at St. Petersburg, Fla.

GEORGIA SOUTHERN (0-0)

Home: 0-0 • Road: 0-0 • Neutral: 0-0
First Meeting

GEORGIA TECH (0-2)

Home: 0-0 • Road: 0-0 • Neutral: 0-2
12/28/88 N (1) L 78-81
3/19/92 N (2) L 60-65

1 – Rainbow Classic (Honolulu)
2 – NCAA Tournament Midwest Regional (Milwaukee, Wisc.)

GRAMBLING STATE (3-0)

Home: 3-0 • Road: 0-0 • Neutral: 0-0
11/27/04 H W 95-52
11/22/06 H W 96-61
11/24/07 H W 95-53

HARDIN-SIMMONS (6-0)

Home: 5-0 • Road: 1-0 • Neutral: 0-0
12/1/49 H W 48-36
12/2/52 H W 67-54
2/9/67 H W 92-85
2/26/68 A W 105-82

CONSECUTIVE YEARS PLAYED

Rk.	Stk.	Opponent	Years
7.	25	Rice	1971-96
2.	23	Texas	1975-99
3.	21	SMU	1975-96
		Baylor	1975-96
		TCU	1975-96
		Texas A&M	1975-96
		Texas Tech	1975-96
8.	16	Arkansas	1975-91
9.	15	Sam Houston State	1945-61
10.	14	Memphis	1994 –
11.	13	Tulsa	1950-63
12.	12	Southern Miss	1996 –
		Tulane	1996 –
		UAB	1996 –
15.	11	Rice	1998 –
		Saint Louis	1996-07
		Saint Louis	1950-61
		Wichita State	1949-61
19.	10	Miami (Fla.)	1959-68
20.	9	Texas A&M	1957-66
		Centenary	1965-74
		North Texas	1957-64
		Oklahoma City	1947-56

2008-09 opponents in Bold

2/12/70 H W 109-92
12/6/78 H W 102-86

HAWAII (5-0)

Home: 2-0 • Road: 3-0 • Neutral: 0-0
12/10/66 H W 93-59
1/3/70 A W 116-84
1/3/75 H (1) W 105-96
12/29/77 A (2) W 101-74
12/21/77 A W 104-68

1 – Bluebonnet Classic (Houston);
2 – Rainbow Classic (Honolulu)

HAWAII (Hilo) (1-0)

Home: 0-0 • Road: 1-0 • Neutral: 0-0
12/23/77 A W 110-83

HAWAII (Loa) (1-0)

Home: 1-0 • Road: 0-0 • Neutral: 0-0
11/30/89 H W 102-47

HIGH POINT (1-0)

Home: 0-0 • Road: 0-0 • Neutral: 1-0
3/11/46 N (1) W 63-34

1 – NAIB Tournament (Kansas City, Mo.)

HOUSTON BAPTIST (11-0)

Home: 11-0 • Road: 0-0 • Neutral: 0-0
2/26/72 H W 96-79
2/8/73 H W 96-75
2/21/74 H W 101-86
2/25/75 H W 117-84
1/2/76 H (1) W 78-59
2/3/76 H W 91-71
1/6/77 H W 111-79
1/5/78 H W 103-51
12/19/94 H W 92-62
11/25/95 H W 91-59
11/27/96 H W 87-60

1 – Bluebonnet Classic (Houston)

IDAHO (1-0)

Home: 0-0 • Road: 0-0 • Neutral: 1-0
12/27/63 N (1) W 76-61

1 – All-College Tournament (Oklahoma City)

IDAHO STATE (1-0)

Home: 1-0 • Road: 0-0 • Neutral: 0-0
12/15/66 H (1) W 111-65

1 – Bluebonnet Classic (Houston)

ILLINOIS (2-3)

Home: 0-3 • Road: 1-0 • Neutral: 1-0
12/9/67 A W 54-46
12/21/68 H L 84-97
12/27/76 N (1) W 69-66
2/3/85 H L 76-77
12/14/85 H L 92-102

1 – Rainbow Classic (Honolulu)

ILLINOIS-CHICAGO (3-0)

Home: 3-0 • Road: 0-0 • Neutral: 0-0
12/27/90 H W 96-63
12/14/91 A W 75-66
12/12/92 H W 92-66

ILLINOIS STATE (1-0)

Home: 0-0 • Road: 0-0 • Neutral: 1-0
3/14/77 N (1) W 91-90 (OT)

1 – NIT (New York)

INDIANA (1-0)

Home: 0-0 • Road: 0-0 • Neutral: 1-0
12/28/72 N (1) L 72-75

1 – Sun Bowl Classic (El Paso, Texas)

INDIANA STATE (1-1)

Home: 0-0 • Road: 0-0 • Neutral: 1-1
3/13/46 N (1) L 43-62
3/9/77 N (2) W 83-82

1 – NAIB Tournament (Kansas City, Mo.)
2 – NIT (Hofheinz Pavilion, Houston)

IOWA (1-1)

Home: 1-0 • Road: 0-0 • Neutral: 0-1
12/30/68 N (1) L 87-95 (OT)
12/19/81 H (2) W 62-52

1 – Sugar Bowl Classic (New Orleans);
2 – Kettle Classic (Houston)

IOWA STATE (3-1)

Home: 1-0 • Road: 1-1 • Neutral: 1-0
12/3/56 A L 73-92
11/26/88 A W 89-82
1/10/90 H W 83-82
11/30/90 N (1) W 87-72

1 – Tournament of Champions (Charlotte, N.C.)

IUPUI (1-0)

Home: 1-0 • Road: 0-0 • Neutral: 0-0
11/28/98 H W 72-71



ROLANDO FERREIRA



JACKSONVILLE (2-2)

Home: 2-0 • Road: 0-2 • Neutral: 0-0

2/27/71	H	W	83-82
2/28/72	A	L	108-110 (OT)
2/24/73	H	W	76-75
3/4/74	A	L	80-83

JAMES MADISON (2-0)

Home: 1-0 • Road: 1-0 • Neutral: 0-0

11/25/94	H	W	76-74
2/5/96	A	W	97-72

KANSAS (2-5)

Home: 1-0 • Road: 1-2 • Neutral: 0-3

3/17/67	A (1)	W	66-53
12/19/70	A	L	73-89
3/18/71	N (2)	L	77-78
11/26/83	H	W	91-76
12/15/84	A	L	75-87
3/13/87	N (3)	L	55-66
11/20/01	N (4)	L	78-95

- 1 – NCAA Tournament Midwest Regional (Lawrence, Kan.)
- 2 – NCAA Tournament Midwest Regional (Wichita, Kan.)
- 3 – NCAA Tournament Southeast Regional (Atlanta)
- 4 – Maui Invitational (Lahaina, Maui)

KANSAS STATE (3-5)

Home: 2-1 • Road: 1-1 • Neutral: 0-3

12/21/55	H	W	86-79
3/17/56	N (1)	L	70-89
12/1/56	A	L	78-97
3/17/61	N (2)	L	64-75
12/16/68	H	W	87-84 (OT)
3/14/68	N (1)	L	98-107
1/23/71	A	W	73-71
12/21/74	H	L	90-91

- 1 – NCAA Tournament Midwest Regional Consolation (Lawrence, Kan.)
- 2 – NCAA Tournament Midwest Regional (Lawrence, Kan.)

KENT STATE (3-0)

Home: 1-0 • Road: 0-0 • Neutral: 2-0

12/28/66	N (1)	W	85-73
12/13/69	H (2)	W	74-66
12/7/91	N (3)	W	80-56

- 1 – Holiday Tournament (Jonesboro, Ark.);
- 2 – Bluebonnet Classic (Houston);
- 3 – Disneyland Freedom Bowl Classic (Irvine, Calif.)

KENTUCKY (1-3)

Home: 1-0 • Road: 0-2 • Neutral: 0-1

12/29/56	N (1)	L	76-111
1/22/84	A	L	67-74
1/3/07	A	L	70-77
12/18/07	H	W	83-69

- 1 – Sugar Bowl Tournament (New Orleans)

LAMAR (23-3)

Home: 15-0 • Road: 8-3 • Neutral: 0-0

12/15/53	H	W	78-65
1/23/54	A	W	82-69
12/1/59	H	W	89-66
12/10/60	A	W	68-64

1/3/61	H	W	100-73
12/7/61	A	W	72-70 (OT)
1/15/62	H	W	86-64
2/5/66	H	W	112-84
1/5/67	A	W	82-62
1/27/68	H	W	112-79
1/13/69	A	L	65-71
2/20/69	H	W	95-71
1/13/71	A	W	106-88
2/25/71	H	W	93-74
2/2/74	H	W	102-81
2/22/75	H	W	103-77
12/1/76	A	W	101-92
12/13/76	H	W	103-83
1/17/81	H	W	70-64
11/28/82	H (1)	W	106-72
3/15/85	A (2)	L	71-78
12/21/87	A (3)	W	71-67
3/1/94	H	W	95-81
12/17/94	A	L	58-64
12/6/03	H	W	68-62
12/4/04	A	W	85-77

- 1 – Kettle Classic (Houston);
- 2 – NIT (Beaumont, Texas);
- 3 – Spindletop Classic (Beaumont, Texas)

LaSALLE (1-0)

Home: 0-0 • Road: 0-0 • Neutral: 1-0

12/30/76	N (1)	W	90-87
----------	-------	---	-------

- 1 – Holiday Classic (Las Vegas, Nev.)

LEHIGH (1-0)

Home: 0-0 • Road: 0-0 • Neutral: 1-0

12/4/93	N (1)	W	96-74
---------	-------	---	-------

- 1 – Hawkeye Classic (Iowa City, Iowa)

LONG BEACH STATE (2-2)

Home: 2-0 • Road: 0-1 • Neutral: 0-1

12/22/69	H	W	76-69
12/21/85	H	W	96-86
12/8/86	A	L	65-71
12/3/93	N (1)	L	67-77

- 1 – Hawkeye Classic (Iowa City, Iowa)

LONG ISLAND (2-0)

Home: 1-0 • Road: 1-0 • Neutral: 0-0

2/4/71	A	W	81-75
1/29/72	H	W	104-79

LORAS COLLEGE (1-0)


Home: 0-0 • Road: 1-0 • Neutral: 0-0

12/8/49	A	W	65-51
---------	---	---	-------

LOUISIANA-LAFAYETTE (7-6)

Home: 7-1 • Road: 0-3 • Neutral: 0-2

12/10/47	N (1)	L	34-43
12/8/67	H	W	89-81
12/1/69	H	W	89-72
12/6/71	A (2)	L	88-97
2/10/73	H	W	82-80
3/10/73	N (3)	L	89-102
12/3/77	H	W	96-72
12/16/78	H (4)	W	105-92
1/10/82	H	W	79-78
2/3/87	H	W	75-51



SAM MACK

1/13/88	A	L	101-102 (OT)
1/4/03	H	L	56-72
1/3/04	A	L	67-81

- 1 – Played in Shreveport, La.;
- 2 – Later won by forfeit;
- 3 – NCAA Tournament Midwest Regional (Wichita, Kan.); Later won by forfeit
- 4 – Bluebonnet Classic (The Summit, Houston)

LOUISIANA-MONROE (2-2)

Home: 2-0 • Road: 0-2 • Neutral: 0-0

2/16/74	H	W	85-83
12/28/95	H	W	98-64
12/28/96	A	L	80-83
12/15/99	A	L	81-82

LOUISIANA TECH (2-0)

Home: 1-0 • Road: 0-0 • Neutral: 1-0

12/20/75	H	W	96-72
3/17/84	N (1)	W	77-69

- 1 – NCAA Tournament Midwest Regional (St. Louis)

LOUISVILLE (5-13)

Home: 2-6 • Road: 0-7 • Neutral: 3-0

3/15/68	N (1)	W	91-75
12/3/73	A	L	81-87
12/2/74	H	L	87-91
4/2/83	N (2)	W	94-81
12/25/83	N (3)	W	76-73
2/22/86	H	L	59-76
2/6/88	A	L	69-73
1/2/92	A	L	56-60
2/21/93	H	W	89-81
1/15/97	A	L	78-92
2/15/97	H	L	66-70
2/12/98	H	L	69-72

2/16/99	A	L	78-106
3/4/00	H	L	74-88
1/17/01	A	L	67-79
2/8/03	H	L	55-81
1/28/04	A	L	48-64
1/5/05	H	W	70-67

- 1 – NCAA Tournament Midwest Regional (Wichita, Kan.);
- 2 – NCAA Tournament Final Four (Albuquerque, N.M.);
- 3 – Chaminade Classic (Honolulu)

LOYOLA MARYMOUNT (1-0)

Home: 1-0 • Road: 0-0 • Neutral: 0-0

12/15/69	H	W	116-91
----------	---	---	--------

LOYOLA (III.) (1-2)

Home: 0-1 • Road: 0-1 • Neutral: 1-0

2/23/63	H	L	58-62
2/15/64	A	L	68-98
3/9/68	N (1)	W	94-76

- 1 – NCAA Tournament Midwest Region First Round (Salt Lake City, Utah)

LOYOLA (La.) (12-10)

Home: 10-3 • Road: 2-7 • Neutral: 0-0

12/7/46	H	L	39-51
12/12/46	A	L	48-53
12/11/47	A	L	38-54
12/12/47	A	L	49-62
12/16/48	H	W	58-45
12/17/48	H	W	44-43
12/2/49	H	W	57-33
2/25/50	A	L	50-58
12/20/56	H	L	74-87
2/15/58	H	L	71-83
2/12/59	H	W	71-54
1/25/60	A	L	61-63
1/28/61	H	W	92-56

1/5/62	A	W	68-57
1/12/63	H	W	66-59
2/26/64	A	L	54-64
2/6/65	H	W	104-80
3/1/66	A	W	103-77
2/28/67	H	W	106-64
2/19/70	H	W	99-80
2/13/71	A	L	89-92
2/14/72	H	W	104-86

LSU (9-5)

Home: 6-3 • Road: 2-2 • Neutral: 1-0

12/22/62	H (1)	L	73-74
12/15/65	H (2)	W	111-87
12/27/71	H (3)	W	100-66
12/29/81	N (4)	W	73-69
12/6/83	A	W	100-91
12/8/84	H	W	81-73
12/30/97	A	L	50-72
11/30/99	H	W	67-55
11/28/00	H	L	59-61
12/20/01	H	L	69-73
1/8/03	A	L	51-80
12/30/03	H	W	60-52
12/21/04	H	W	81-72
11/29/05	A	W	84-83

- 1 – Holiday Classic (Sam Houston Coliseum, Houston);
- 2 – Bluebonnet Classic (Rice Gym, Houston);
- 3 – Bluebonnet Classic (Houston)
- 4 – Sugar Bowl Classic (New Orleans)

MARIST (1-0)

Home: 0-0 • Road: 0-0 • Neutral: 1-0

11/16/07	N (1)	W	64-58
----------	-------	---	-------

- 1 – ESPN Puerto Rico Tip-Off (San Juan, P.R.)

MARQUETTE (4-8)

Home: 2-2 • Road: 0-5 • Neutral: 2-1

12/10/49	A	L	65-69
3/15/62	H (1)	W	77-61
12/29/67	N (2)	W	77-65
3/2/97	A	L	67-76
2/14/98	A	L	52-70
2/27/99	H	L	62-65
2/5/00	A	L	61-65
3/8/00	N (3)	W	77-75
2/28/01	H	W	66-64
3/8/02	N (4)	L	73-85
1/7/04	H	L	52-65
3/2/05	A	L	55-76

- 1 – NCAA Tournament Midwest Regional (Hofheinz Pavilion, Houston);
- 2 – Rainbow Classic (Honolulu);
- 3 – C-USA Tournament (Memphis, Tenn.);
- 4 – C-USA Tournament (Charlotte, N.C.)

MARSHALL (4-0)

Home: 2-0 • Road: 1-0 • Neutral: 1-0


2/1/68	N (1)	W	102-93
1/28/06	H	W	69-56
1/27/07	A	W	77-61
1/26/08	H	W	71-58

- 1 – Played in New York (Madison Square Garden)



SERIES HISTORIES BY TEAMS

RECORDS



RICKIE WINSLOW

MARYLAND (1-1)
Home: 1-0 • Road: 0-0 • Neutral: 0-1
12/29/65 N (1) L 68-69
3/19/83 H (2) W 60-50

1 – Sugar Bowl Classic (New Orleans);
2 – NCAA Tournament Midwest Regional (Hofheinz Pavilion, Houston)

MASSACHUSETTS (0-1)
Home: 0-0 • Road: 0-1 • Neutral: 0-0
1/2/08 A L 89-95

McMURRY (3-0)
Home: 2-0 • Road: 1-0 • Neutral: 0-0
12/4/47 A W 42-39
1/1/59 H W 87-52
12/5/59 H W 92-51

McNEESE STATE (5-1)
Home: 4-0 • Road: 1-1 • Neutral: 0-0
12/21/94 H W 83-76
11/27/95 A L 81-83 (OT)
12/30/96 H W 98-79
12/6/97 A W 91-82
11/19/04 H W 85-72
12/31/06 H W 78-67

MEMPHIS (10-20)
Home: 4-8 • Road: 3-12 • Neutral: 3-0
12/8/56 H L 78-87
2/16/57 A L 86-96
3/25/83 N (1) W 70-63
3/23/84 N (2) W 78-71
1/3/95 A L 77-96
1/6/96 H W 69-67
2/12/97 H W 72-67 (OT)
2/26/97 A L 72-85
2/5/98 H L 63-76

2/26/98 A L 76-89
1/17/99 H W 83-81
2/6/99 A W 79-78
1/22/00 A W 98-89
2/23/00 H L 81-84
1/6/01 H L 78-86
1/20/01 A L 68-72
1/26/02 H L 66-84
2/16/02 A W 76-73
3/7/02 N (3) W 80-74
1/22/03 A L 66-77
3/6/03 H L 56-71
1/24/04 A L 48-64
2/5/05 H W 66-53
3/4/06 A L 62-69
3/10/06 A (4) L 54-68
1/11/07 H L 69-79
2/25/07 A L 64-77
3/10/07 A (4) L 59-71
1/30/08 H L 77-89
2/13/08 A L 59-68

1 – NCAA Tournament Midwest Regional (Kansas City, Mo.)
2 – NCAA Tournament Midwest Regional (St. Louis)
3 – C-USA Tournament (Cincinnati)
4 – C-USA Tournament (Memphis, Tenn.)

MERCER (1-0)
Home: 1-0 • Road: 0-0 • Neutral: 0-0
1/18/75 H W 99-98

MIAMI (Fla.) (9-5)
Home: 5-1 • Road: 4-4 • Neutral: 0-0
1/25/56 A W 95-77
12/22/56 A L 63-67
12/9/59 H L 63-72
1/23/60 A W 88-79
1/21/61 A L 78-89

2/8/62 H W 80-69
1/24/63 A L 70-71
2/13/64 H W 93-83
2/20/65 A L 91-103
2/17/66 H W 111-96
2/18/67 A W 105-86
2/15/68 H W 106-64
2/14/70 H W 118-98
2/20/71 A W 99-93

MICHIGAN (1-2)
Home: 1-1 • Road: 0-1 • Neutral: 0-0
12/21/62 H (1) L 89-90 (40T)
12/5/66 A L 75-86
1/2/68 H W 91-65

1 – Holiday Classic (Sam Houston Coliseum, Houston)

MICHIGAN STATE (1-0)
Home: 1-0 • Road: 0-0 • Neutral: 0-0
12/28/71 H (1) W 106-73

1 – Bluebonnet Classic (Houston)

MIDDLE TENNESSEE (1-0)
Home: 1-0 • Road: 0-0 • Neutral: 0-0
12/1/07 H W 83-68

MIDWESTERN (3-1)
Home: 2-0 • Road: 1-1 • Neutral: 0-0
1/11/50 H W 63-38
2/17/50 A W 68-40
1/13/51 A L 53-54
2/3/51 H W 58-36

MINNESOTA (3-4)
Home: 2-1 • Road: 1-3 • Neutral: 0-0
12/31/62 A L 68-87
12/2/63 H L 58-60
12/3/66 A W 86-75
12/18/67 H W 103-65
12/29/78 A (1) L 67-80
12/1/86 H W 86-72
12/17/87 A L 60-65

1 – Pillsbury Classic (Minneapolis, Minn.)

MISSISSIPPI (1-2)
Home: 1-1 • Road: 0-1 • Neutral: 0-0
12/20/61 H W 63-62 (OT)
12/21/95 H L 67-76
12/7/96 A L 71-93

MISSISSIPPI STATE (5-0)
Home: 3-0 • Road: 1-0 • Neutral: 1-0
12/28/62 N (1) W 79-76 (OT)
12/19/63 H (2) W 69-61
12/18/81 H (3) W 96-49
12/1/82 H W 74-65
11/30/83 A W 68-62

1 – Sugar Bowl Classic (New Orleans);
2 – Bluebonnet Classic (Sam Houston Coliseum, Houston);
3 – Kettle Classic (Houston)

MISSISSIPPI VALLEY STATE (1-0)
Home: 0-0 • Road: 0-0 • Neutral: 1-0
12/5/86 N (1) W 78-69

1 – Kactus Classic (Tucson, Ariz.)

MISSOURI (4-3)
Home: 2-0 • Road: 0-3 • Neutral: 2-0
1/4/51 A L 48-66
2/13/54 A L 62-96
12/23/54 H W 84-76 (20T)
12/17/62 H W 75-61
3/19/82 N (1) W 79-78
11/16/04 A (2) L 61-77
11/24/04 N (3) W 57-55

1 – NCAA Tournament Midwest Regional (St. Louis)
2 – Guardians Classic Second Round (Columbia, Mo.)
3 – Guardians Classic Championship Rounds (Kansas City, Mo.)

MISSOURI STATE (0-3)
Home: 0-1 • Road: 0-2 • Neutral: 0-0
11/30/93 H L 65-71
11/29/94 A L 62-88
3/17/06 A (1) L 59-60

1 – NIT Second Round (Springfield, Mo.)

MONMOUTH (1-0)
Home: 1-0 • Road: 0-0 • Neutral: 0-0
11/18/06 H W 89-80

MONTANA (1-0)
Home: 0-0 • Road: 0-0 • Neutral: 1-0
3/11/47 N (1) W 60-58

1 – NAIB Tournament (Kansas City, Mo.)

MONTANA STATE (3-0)
Home: 1-0 • Road: 1-0 • Neutral: 1-0
12/28/63 N (1) W 56-55
12/14/67 H (2) W 113-67
1/30/70 A W 82-69

1 – All-College Tournament (Oklahoma City);
2 – Bluebonnet Classic (Houston)

MOREHEAD STATE (1-0)
Home: 1-0 • Road: 0-0 • Neutral: 0-0
11/9/07 H W 83-54

MOUNT ST. MARY'S (1-0)
Home: 0-0 • Road: 0-0 • Neutral: 1-0
11/17/00 N (1) W 77-52

1 – BCA Classic (Winston-Salem, N.C.)

MURRAY STATE (3-1)
Home: 1-1 • Road: 2-0 • Neutral: 0-0
12/19/51 H L 65-67
12/19/52 A W 70-66
1/27/54 H W 69-62
2/1/55 A W 91-65

NC STATE (0-4)
Home: 0-1 • Road: 0-1 • Neutral: 0-2
4/4/83 N (1) L 52-54
11/19/83 N (2) L 64-76
12/12/98 A L 73-100
12/23/01 H L 66-67

1 – NCAA Tournament National Championship (Albuquerque, N.M.)
2 – Hall of Fame Classic (Springfield, Mass.)

NEBRASKA (3-1)
Home: 2-0 • Road: 1-0 • Neutral: 0-1
12/3/62 H W 68-61
12/14/63 A W 64-58
12/12/69 H (1) W 112-82
12/23/06 N (2) L 57-70

1 – Bluebonnet Classic (Houston)
2 – Outrigger Rainbow Classic (Honolulu)

NEVADA (7-1)
Home: 4-1 • Road: 3-0 • Neutral: 0-0
12/22/73 A W 90-75
1/25/75 H W 103-74
12/17/76 H (1) W 100-78
11/27/78 H L 73-77
12/23/80 H W 86-71
12/2/89 H W 109-68
2/8/93 A W 92-80
3/18/08 A (2) W 80-79

1 – Bluebonnet Classic (Houston)
2 – CBI First Round (Reno, Nev.)

NEW MEXICO (2-1)
Home: 1-0 • Road: 1-1 • Neutral: 0-0
12/1/66 H W 96-84
12/15/79 A (1) W 83-80 (OT)
12/29/98 A L 69-84

1 – Cage Classic (Albuquerque, N.M.)

NEW MEXICO STATE (2-0)
Home: 1-0 • Road: 0-0 • Neutral: 1-0
3/11/67 N (1) W 59-58
3/13/71 H (1) W 77-69

1 – NCAA Tournament Midwest Region First Round (Fort Collins, Colo.)
2 – NCAA Tournament Midwest Regional (Hofheinz Pavilion, Houston)

NEW ORLEANS (3-1)
Home: 3-0 • Road: 0-1 • Neutral: 0-0
11/24/72 H W 92-71
12/13/86 H W 83-75
1/6/87 A L 64-71
12/16/04 H W 78-65

NIAGARA (1-0)
Home: 1-0 • Road: 0-0 • Neutral: 0-0
12/21/79 H (1) W 99-89

1 – Bluebonnet Classic (The Summit, Houston)



NORTH CAROLINA (1-5)

Home: 0-2 • Road: 0-2 • Neutral: 1-1

3/25/67	N (1)	W	84-62
12/1/73	A	L	74-97
12/7/74	H	L	87-96
3/27/82	N (2)	L	63-68
11/27/91	H	L	65-68
12/13/92	A	L	76-84

- 1 – NCAA Tournament Final Four Consolation (Louisville, Ky.);
- 2 – NCAA Tournament Final Four (New Orleans)

NORTH DAKOTA STATE (1-0)

Home: 1-0 • Road: 0-0 • Neutral: 0-0

12/7/67	H	W	121-88
---------	---	---	--------

NORTH TEXAS (29-5)

Home: 16-2 • Road: 12-3 • Neutral: 1-0

1/10/46	H	W	62-35
3/1/46	A	W	61-56
2/14/47	H	W	70-53
3/1/47	A	W	57-55
1/17/48	A	L	47-71
1/30/48	H	W	55-51
1/15/49	H	W	64-57
2/11/49	A	W	75-59
1/13/50	A	W	66-58
2/6/50	H	W	65-55
1/20/51	H	W	54-46
2/23/51	A	L	57-60
12/17/57	H	W	76-69
2/12/58	A	W	73-70
1/26/59	H	W	88-58
2/9/59	A	L	56-62
12/14/59	H	W	88-59
2/15/60	A	W	86-64
12/1/60	A	W	73-5
2/9/61	H	W	86-57
1/3/62	A	W	57-44
2/10/62	H	W	105-75
12/13/62	H	W	76-69
2/2/63	A	W	68-62
12/11/63	A	W	58-56
1/30/64	H	L	65-66
12/9/64	A	L	48-60
1/16/65	H	W	117-83
12/30/67	N (1)	W	45-43
12/17/77	H (2)	W	137-94
12/8/90	H	W	110-81
11/30/91	A	W	89-87
12/2/01	H	W	75-69
12/23/05	A	W	92-84

- 1 – Rainbow Classic (Honolulu);
- 2 – Bluebonnet Classic (Houston)

NORTHEASTERN (2-0)

Home: 1-0 • Road: 1-0 • Neutral: 0-0

12/3/88	H	W	69-54
12/18/89	A	W	72-68

NORTHERN ARIZONA (1-0)

Home: 0-0 • Road: 0-0 • Neutral: 1-0

3/12/47	N (1)	L	42-44 (3OT)
---------	-------	---	-------------

- 1 – NAIB Tournament (Kansas City, Mo.)

NORTHWESTERN STATE (2-0)

Home: 2-0 • Road: 0-0 • Neutral: 0-0

12/3/70	H	W	81-68
12/5/88	H	W	96-78

NOTRE DAME (4-4)

Home: 2-1 • Road: 0-2 • Neutral: 2-1

1/9/65	H	L	80-110
3/8/65	N (1)	W	99-98
2/11/67	A	L	78-87
2/1/69	H (2)	W	89-82
3/20/71	N (3)	W	119-106
3/12/78	N (4)	L	77-100
2/19/89	A	L	80-89
2/10/90	H	W	93-82

- 1 – NCAA Tournament Midwest Regional (Lubbock, Texas);
- 2 – Played at Houston Astrodome;
- 3 – NCAA Tournament Midwest Regional Consolation (Wichita, Kan.);
- 4 – NCAA Tournament Midwest Regional (Tulsa, Okla.)

OHIO (0-1)

Home: 0-0 • Road: 0-0 • Neutral: 0-1

12/3/99	N (1)	L	65-73
---------	-------	---	-------

- 1 – Hawkeye Challenge (Iowa City, Iowa)

OHIO STATE (0-4)

Home: 0-1 • Road: 0-1 • Neutral: 0-2

12/23/63	A	L	62-79
12/7/64	H	L	69-77
3/23/68	N (1)	L	85-89
11/23/04	N (2)	L	61-78

- 1 – NCAA Tournament Final Four Consolation (Los Angeles);
- 2 – Guardians Classic Championship Rounds (Kansas City, Mo.)

OKLAHOMA (0-1)

Home: 0-0 • Road: 0-0 • Neutral: 0-1

12/15/60	N (1)	L	51-55
----------	-------	---	-------

- 1 – Lion's Club Tournament (Sam Houston Coliseum, Houston)

OKLAHOMA CITY (15-18)

Home: 11-5 • Road: 4-13 • Neutral: 0-0

1/26/48	H	W	40-28
12/3/48	A	L	44-50
12/4/48	A	L	37-46
1/25/49	H	L	41-46
1/14/50	A	L	51-60
1/21/50	H	W	52-45
1/10/51	H	W	53-51
2/24/51	A	L	54-57
12/15/51	H	L	39-42
2/2/52	A	L	46-51
1/5/53	A	L	52-68
2/7/53	H	L	58-64
1/13/54	H	L	67-70
3/1/54	A	L	54-58
12/20/54	A (1)	L	65-72
1/12/55	H	W	75-63
2/7/55	A	L	49-65
1/9/56	H	W	78-64
2/27/56	A	L	67-76
12/2/57	A	L	75-85
12/7/57	H	L	71-78

1/17/59	A	L	67-94
2/7/59	H	W	80-63
1/16/60	H	W	80-73
2/1/60	A	W	80-69
12/17/60	A	W	78-65
12/30/60	A (1)	W	86-82
2/11/61	H	W	107-78
1/5/63	H	W	91-80
3/1/63	A	W	75-73
12/20/63	H (2)	W	72-62
1/4/65	H	W	61-54
2/27/65	A	L	79-85

- 1 – All-College Tournament (Oklahoma City);
- 2 – Bluebonnet Classic (Sam Houston Coliseum, Houston)

OKLAHOMA STATE (7-12)

Home: 5-3 • Road: 1-8 • Neutral: 1-1

2/21/51	H	L	52-61
3/7/51	A	L	39-57
1/11/52	A	L	44-71
3/8/52	H	L	43-57
2/18/53	H	W	50-46
3/5/53	A	L	48-68
1/9/54	A	L	61-76
1/25/54	H	L	48-64
12/22/54	A (1)	W	57-48
1/26/55	H	W	60-58
2/19/55	A	L	49-58
1/14/56	A	L	44-63
2/18/56	H	W	62-60
1/12/57	H	W	64-52
2/23/57	A	L	62-76
1/27/57	H	W	70-64
2/22/58	A	L	60-73
12/16/60	N (2)	W	56-54
3/12/65	N (3)	L	60-75

- 1 – All-College Tournament (Oklahoma City)
- 2 – Lion's Club Tournament (Sam Houston Coliseum, Houston);
- 3 – NCAA Tournament Midwest Regional (Manhattan, Kan.)

ORAL ROBERTS (0-1)

Home: 0-0 • Road: 0-0 • Neutral: 0-1

12/28/73	N (1)	L	108-118
----------	-------	---	---------

- 1 – All-College Tournament (Oklahoma City)

OREGON (1-0)

Home: 1-0 • Road: 0-0 • Neutral: 0-0

12/18/71	H (1)	W	81-68
----------	-------	---	-------

- 1 – Bluebonnet Classic (Houston)

OREGON STATE (0-1)

Home: 0-0 • Road: 0-0 • Neutral: 0-1

3/11/66	N (1)	L	60-63
---------	-------	---	-------

- 1 – NCAA Tournament West Regional (Los Angeles)

PACIFIC (4-0)

Home: 3-0 • Road: 0-0 • Neutral: 1-0

1/31/61	H	W	101-66
12/7/63	H	W	73-64
3/12/66	N (1)	W	102-91
1/2/83	H	W	112-58

- 1 – NCAA Tournament West Regional Consolation (Los Angeles)

PENN STATE (0-1)

Home: 0-0 • Road: 0-0 • Neutral: 0-1

12/28/64	N (1)	L	57-59
----------	-------	---	-------

- 1 – Motor City Classic (Detroit)

PEPPERDINE (4-1)

Home: 3-1 • Road: 1-1 • Neutral: 0-0

12/20/46	H (1)	L	61-73
1/3/50	H	W	47-46
12/2/68	H	W	80-60
12/16/81	H	W	94-81
12/27/82	A	W	93-92

- 1 – Houston Intercollegiate (Houston)

PITTSBURGH (0-1)

Home: 0-1 • Road: 0-0 • Neutral: 0-0

2/2/52	H	L	63-66
--------	---	---	-------

PORTLAND (4-0)

Home: 3-0 • Road: 1-0 • Neutral: 0-0

12/16/61	A (1)	W	67-55
2/26/66	H	W	109-84
12/27/68	H (2)	W	94-66
12/21/84	H (3)	W	88-63

- 1 – City of Roses Tournament (Portland, Ore.);
- 2 – Bluebonnet Classic (Houston);
- 3 – Kettle Classic (Houston)

PORTLAND STATE (1-0)

Home: 0-0 • Road: 0-0 • Neutral: 1-0

12/28/98	N (1)	W	79-67
----------	-------	---	-------

- 1 – Played in Albuquerque, N.M.

PRAIRIE VIEW A&M (2-1)

Home: 1-1 • Road: 1-0 • Neutral: 0-0

1/17/02	A	W	99-83
11/23/02	H	L	75-78
11/29/07	H	W	101-54

PRESBYTERIAN (0-0)

Home: 0-0 • Road: 0-0 • Neutral: 0-0

Potential First Meeting

PRINCETON (1-0)

Home: 1-0 • Road: 0-0 • Neutral: 0-0

12/17/83	H (1)	W	65-40
----------	-------	---	-------

- 1 – Kettle Classic (Houston)

PROVIDENCE (1-0)

Home: 1-0 • Road: 0-0 • Neutral: 0-0

12/20/65	H	W	102-89
----------	---	---	--------

PURDUE (1-2)

Home: 0-1 • Road: 0-0 • Neutral: 1-1

12/28/81	N (1)	W	59-58
12/10/93	N (2)	L	90-114
1/10/98	H	L	53-86

- 1 – Sugar Bowl Classic (New Orleans);
- 2 – Played at Market Square Arena (Indianapolis)

RHODE ISLAND (4-0)

Home: 3-0 • Road: 1-0 • Neutral: 0-0

12/26/64	H	W	74-68
2/12/89	H	W	85-71
12/27/05	H	W	67-41
11/13/06	A	W	102-99 (OT)



DAVID DIAZ



SERIES HISTORIES BY TEAMS

RECORDS

RICE (53-14)

Home: 27-4 • Road: 21-10 • Neutral: 5-0

1/8/72	H (1)	W	101-73
1/16/73	A	W	96-77
3/5/73	H	W	116-72
1/12/74	A	W	95-86
3/7/74	H	W	107-62
1/11/75	H	W	91-70
3/11/75	A	W	82-73
1/10/76	H	W	87-59
2/7/76	A	W	99-79
1/12/77	H	W	106-56
2/8/77	A	W	109-73
1/21/78	H	W	96-74
2/11/78	A	W	87-62
2/25/78	H	W	108-67
1/20/79	A	W	101-75
2/10/79	H	W	75-72
1/3/80	H	W	78-70
2/19/80	A	L	74-81
2/25/80	H	W	92-80
1/3/81	A	W	62-57
2/24/81	H	W	63-55
1/4/82	H	W	63-61
2/23/82	A	W	75-69
1/26/83	A	W	76-40
2/26/83	H	W	86-52
1/20/84	H	W	72-42
2/22/84	A	W	70-54
3/10/84	N (2)	W	53-50
1/16/85	A	W	77-73
2/17/85	H	W	96-91
1/11/86	H	W	68-71
2/12/86	A	W	71-69
1/10/87	A	W	71-36
2/7/87	H	W	76-62
2/3/88	H	W	84-67
3/5/88	A	W	81-65
1/4/89	H	W	90-75
2/5/89	A	L	66-67
1/6/90	A	W	84-69
2/7/90	H	W	84-67
3/9/90	N (3)	W	90-81
1/9/91	H	W	80-73
2/10/91	A	L	69-79
1/18/92	A	W	74-60
2/18/92	H	W	86-83
2/2/93	H	L	61-65
3/3/93	A	L	78-89 (OT)
2/5/94	A	W	69-67
3/5/94	H	W	78-76
1/11/95	H	L	76-87
2/8/95	A	W	73-67
1/13/96	A	W	76-74
2/10/96	H	W	63-59
11/21/98	A	L	64-69
12/7/99	H	W	84-71 (OT)
11/21/00	A	L	45-65
11/29/01	H	W	62-61
11/27/02	A	L	53-71
12/3/03	H	L	52-62
11/30/04	A	L	73-74
1/11/06	A	L	62-71
3/1/06	H	W	74-71
1/17/07	A	L	71-76
1/31/07	H	W	70-63
3/9/07	N (4)	W	77-62
1/23/08	A (5)	W	69-60
2/23/08	H	W	71-62

- 1 – played at the Houston Astrodome
- 2 – SWC Classic (The Summit, Houston)
- 3 – SWC Tournament (Dallas)
- 4 – C-USA Tournament (Memphis, Tenn.)
- 5 – played at Reliant Stadium (Houston)

RUTGERS (1-0)

Home: 0-0 • Road: 0-0 • Neutral: 1-0

12/29/73 N (1) W 95-84

- 1 – All-College Tournament (Oklahoma City)

SACRAMENTO STATE (4-0)

Home: 3-0 • Road: 1-0 • Neutral: 0-0

12/2/67	H	W	110-79
12/4/67	H	W	57-43
12/5/98	A	W	63-61
12/21/99	H	W	72-70

SAINT LOUIS (12-24)

Home: 7-10 • Road: 5-13 • Neutral: 0-1

12/5/50	A	L	44-71
12/12/50	H	L	63-71
1/2/52	H	L	57-64
2/20/52	A	L	55-63
1/12/53	H	L	68-86
1/28/53	A	W	71-70
1/16/54	A	W	69-66
2/1/54	H	L	79-80
1/6/55	A	L	84-85 (2OT)
2/28/55	H	L	87-90
1/7/56	H	L	73-76
2/11/56	A	W	67-66
1/19/57	A	L	70-85
3/2/57	H	L	84-102
3/1/58	A	W	81-76
3/8/58	H	L	76-83
1/31/59	A	L	47-71
2/21/59	H	W	64-57
1/7/60	A	L	46-76
2/27/60	H	L	57-78
1/14/61	H	W	75-69
2/18/61	A	L	62-73
12/5/90	A	W	85-84
1/21/92	H	W	110-88
1/25/97	A	L	51-56
1/15/98	A	L	47-67
1/13/99	H	L	61-69
2/12/00	A	L	70-82
2/19/01	H	W	71-51
3/7/01	N (1)	L	67-78
1/5/02	A	L	64-67
1/18/03	H	W	72-59
3/5/04	A	L	69-72
2/2/05	H	W	63-43
11/25/06	A	L	78-81
1/29/07	H	W	59-58

- 1 – C-USA Tournament (Louisville, Ky.)

SAM HOUSTON STATE (24-9)

Home: 13-5 • Road: 10-4 • Neutral: 1-0

1/17/46	H	L	40-41
2/8/46	A	L	39-40
1/17/47	H	L	55-59
1/29/47	A	W	49-48
1/6/48	H	L	44-46
2/13/48	A	L	40-67
1/10/49	H	L	64-66

2/7/49	A	L	51-55
1/5/50	A	W	58-52
2/1/50	H	W	85-57
12/8/50	H	W	63-57
1/18/51	A	W	67-48
1/19/52	H	W	60-57 (OT)
1/30/52	A	W	67-62 (OT)
1/21/53	H	W	66-56
12/4/53	A	W	89-88
2/17/54	H	W	81-66
12/6/54	H	W	102-89
2/17/55	A	W	108-100
12/1/55	H	W	77-55
1/30/56	A	W	87-59
12/11/56	A	W	85-83
12/15/56	H	W	95-65
1/2/57	A	W	85-76
1/18/58	H	W	64-63
12/3/58	H	W	95-63
2/4/60	H	W	92-53
12/8/60	A	L	52-55
11/27/87	H	W	85-71
11/24/97	A	W	67-64
11/23/98	H	L	63-67
11/15/04	N (1)	W	72-69
12/10/05	H	W	68-46

- 1 – Guardians Classic First Round (Columbia, Mo.)

SAMFORD (1-0)

Home: 1-0 • Road: 0-0 • Neutral: 0-0

2/26/73 H W 94-75

SAN DIEGO STATE (0-2)

Home: 0-2 • Road: 0-0 • Neutral: 0-0

1/29/02	H	L	66-78
12/21/02	H	L	61-71

SAN FRANCISCO (3-3)

Home: 3-0 • Road: 0-2 • Neutral: 0-1

12/1/65	A	L	67-75
12/17/66	H	W	90-75
12/28/68	H (1)	W	87-67
1/3/76	H (1)	W	94-73
12/6/76	A	L	85-100
12/30/76	N (2)	L	81-86

- 1 – Bluebonnet Classic (Houston);
- 2 – Rainbow Classic (Honolulu)

SANTA CLARA (1-4)

Home: 1-0 • Road: 0-1 • Neutral: 0-3

12/16/58	A	L	68-73
12/13/68	N (1)	L	50-75
12/17/69	H	W	91-76
12/29/69	N (2)	L	63-85
12/19/97	N (3)	L	61-82

- 1 – Cable Car Classic (San Francisco);
- 2 – UNLV Invitational (Las Vegas, Nev.);
- 3 – Nike Festival (Honolulu)

SEATTLE (2-3)

Home: 1-1 • Road: 1-1 • Neutral: 0-1

12/15/61	N (1)	L	63-66
2/22/69	H	L	66-69
1/27/70	A	W	92-88
2/6/71	H	W	93-92
2/13/72	A	L	61-65

- 1 – City of Roses Tournament (Portland, Ore.)

SETON HALL (0-1)

Home: 0-1 • Road: 0-0 • Neutral: 0-0

12/4/81 A L 85-87 (OT)

SHUR-START BATTERY (1-1)

Home: 1-1 • Road: 0-0 • Neutral: 0-0

11/29/48	H	L	50-51
1/3/49	H	W	66-51

SIENA (1-0)

Home: 0-0 • Road: 0-0 • Neutral: 1-0

12/29/53 N (1) W 81-60

- 1 – Kentucky Invitational (Lexington, Ky.)

SMU (38-22)

Home: 19-6 • Road: 14-10 • Neutral: 5-6

3/16/56	N (1)	L	74-89
3/13/65	N (2)	L	87-89
3/19/67	N (1)	W	83-75
12/29/72	N (3)	W	115-102
1/26/76	A	L	75-87
2/24/76	H	W	100-98
1/29/77	A	W	103-102
2/10/77	H	W	115-83
1/23/78	A	L	75-76
2/13/78	H	W	95-55
1/22/79	H	W	82-78
2/12/79	A	W	101-94
2/24/79	H	W	74-67
1/12/80	H	W	96-81
2/2/80	A	W	71-70
1/13/81	A	L	70-72 (3OT)
2/3/81	H	W	79-64
1/16/82	H	L	66-67
2/6/82	A	W	73-71 (OT)
1/8/83	H	W	105-71
2/9/83	A	W	85-68
3/11/83	A	W	75-59
1/5/84	A	W	60-59
2/4/84	H	W	76-57
1/30/85	A	L	78-85
3/3/85	H	W	79-76
3/8/85	A (4)	L	72-84
1/25/86	H	W	71-66
2/26/86	A	L	71-78
1/21/87	A	W	75-65
2/22/87	H	L	73-79
1/19/88	H	L	65-69
2/20/88	H	L	84-87
3/12/88	N (4)	L	76-98
1/21/89	A	W	84-83 (OT)
2/22/89	H	L	85-88
1/24/90	H	W	64-47
2/24/90	A	W	71-63
1/26/91	A	L	75-81
2/27/91	H	W	85-58
3/8/91	N (4)	L	62-65
2/5/92	H	W	67-50
3/7/92	A	W	69-62
3/13/92	N (4)	W	73-62
1/23/93	H	W	85-75
1/30/93	A	L	60-70
1/26/94	A	L	64-70
2/24/94	H	W	89-80
1/28/95	A	W	73-71
3/4/95	H	L	74-79
1/8/96	H	W	63-62
2/28/96	A	W	62-59
3/7/96	A	L	57-62

11/27/99 H L 80-94

12/17/00	A	L	69-94
2/11/06	H	W	69-57
1/13/07	H	W	82-67
2/7/07	A	W	64-49
1/16/08	A	W	99-71
2/16/08	H	W	69-47

- 1 – NCAA Tournament Midwest Regional (Lawrence, Kan.)
- 2 – NCAA Tournament Midwest Regional (Manhattan, Kan.)
- 3 – Sun Bowl Classic (El Paso, Texas)
- 4 – SWC Classic (Reunion Arena, Dallas)

SOUTH ALABAMA (1-3)

Home: 1-1 • Road: 0-0 • Neutral: 0-2

2/28/70	H	W	128-90
11/30/84	N (1)	L	70-86
12/17/05	N (2)	L	62-66
2/14/07	H	L	61-66

- 1 – IPTAY Tournament (Clemson, S.C.);
- 2 – GMAC Bowl Coors Classic (Mobile, Ala.)

SOUTH CAROLINA (2-3)

Home: 2-1 • Road: 0-1 • Neutral: 0-1

2/22/71	A	L	71-88
2/19/72	H	W	95-85
3/2/74	H	L	86-104
2/1/75	H	W	90-84
12/1/90	N (1)	L	70-74 (OT)

- 1 – Tournament of Champions (Charlotte, N.C.)

SOUTHEAST OKLAHOMA (2-1)

Home: 2-1 • Road: 0-0 • Neutral: 0-0

12/16/46	H	W	63-56
12/17/46	H	W	47-44
12/8/47	H	L	33-37

SOUTHEAST MISSOURI STATE (1-0)



SOUTHERN MISS (15-12)

Home: 10-4 • Road: 3-7 • Neutral: 2-1

11/30/68	H	W	92-71
1/17/72	A	W	115-84
1/27/72	H	W	102-63
11/27/72	H	W	104-77
2/15/75	H	W	115-85
2/6/97	A	L	64-81
1/8/98	A	L	43-63
2/7/98	H	L	67-72
3/4/98	N (1)	L	57-73
1/7/99	H	W	64-57
1/21/99	A	L	57-74
1/5/00	A	L	76-82
3/1/00	H	L	65-67
1/24/01	A	L	51-72
2/14/01	H	L	58-62
1/23/02	A	W	74-66
2/5/02	H	W	68-60
1/25/03	N (2)	W	76-75
2/18/03	H	W	46-42
2/3/04	H	L	72-75 (30T)
2/18/04	A	L	48-70
1/15/05	H	W	63-53
2/12/05	A	W	75-53
1/18/06	H	W	62-58
2/19/07	A	L	69-74
3/8/07	N (3)	W	62-59
2/27/08	H	W	95-67

1 – C-USA Tournament (Cincinnati, Ohio);
 2 – Played at Mississippi Gulf Coast Coliseum;
 3 – C-USA Tournament (Memphis, Tenn.)

SOUTHWESTERN (6-1)

Home: 5-1 • Road: 1-0 • Neutral: 0-0

2/4/46	A	W	42-40
2/19/46	H	L	57-58
1/13/64	H	W	93-64
1/13/65	H	W	89-64
2/12/66	H	W	140-87
12/12/77	H	W	133-98
12/4/84	H	W	93-81

STANFORD (2-1)

Home: 1-0 • Road: 1-1 • Neutral: 0-0

12/1/71	A	W	87-67
1/27/74	H	W	74-68
3/13/91	A (1)	L	86-93

1 – NIT (Palo Alto, Calif.)

ST. BONAVENTURE (0-1)

Home: 0-0 • Road: 0-0 • Neutral: 0-1

3/20/77	N (1)	L	91-94
---------	-------	---	-------

1 – NIT Championship (New York)

ST. JOHN'S (0-1)

Home: 0-0 • Road: 0-1 • Neutral: 0-0

11/18/89	A (1)	L	69-76
----------	-------	---	-------

1 – Preseason NIT

ST. MARY'S (Calif.) (2-1)

Home: 2-0 • Road: 0-0 • Neutral: 0-1

12/12/66	H	W	90-74
12/22/74	H (1)	W	66-63
12/13/96	N (2)	L	65-72

1 – Kettle Classic (Houston)
 2 – BYU Cougar Classic (Provo, Utah)

ST. MARY'S (Texas) (13-2)

Home: 13-0 • Road: 0-2 • Neutral: 0-0

1/17/66	H	W	109-53
2/15/67	H	W	122-58
2/13/69	H	W	91-70
1/24/70	A	L	66-76
2/5/70	H	W	118-77
12/11/72	H	W	59-47
1/17/75	A	L	74-85
2/19/75	H	W	90-77
12/13/75	H	W	87-78
12/4/78	H	W	120-60
12/10/83	H	W	71-55

11/26/84	H	W	69-53
12/7/85	H	W	76-65
11/28/86	H	W	80-68
12/19/91	H	W	94-67

STEPHEN F. AUSTIN (13-4)

Home: 8-1 • Road: 5-3 • Neutral: 0-0

2/9/46	A	W	45-38
2/23/46	H	W	65-39
12/21/46	H (1)	L	43-54
2/1/47	A	W	67-61
2/22/47	H	W	60-57
2/3/48	A	L	49-51
3/3/48	H	W	52-40
2/5/49	H	W	59-47
2/14/49	A	L	44-67
2/4/50	H	W	62-55
2/11/50	A	W	55-51
12/13/50	A	W	53-52
12/17/88	H	W	98-74
12/13/89	H	W	69-54
11/26/90	A	W	84-50
12/28/92	H	W	76-75
12/7/93	A	L	71-73

1 – Houston Intercollegiate (Houston)

STETSON (1-0)

Home: 1-0 • Road: 0-0 • Neutral: 0-0

12/16/83	H (1)	W	92-71
----------	-------	---	-------

1 – Kettle Classic (Houston)

SYRACUSE (0-1)

Home: 0-0 • Road: 0-1 • Neutral: 0-0

12/11/82	A	L	87-92
----------	---	---	-------

TCU (46-23)

Home: 25-6 • Road: 13-17 • Neutral: 8-0

12/10/55	N (1)	W	101-58
12/29/60	N (2)	W	85-72
12/12/61	H	W	75-71
12/26/61	N (2)	W	82-76
1/25/62	A	W	61-56
12/10/62	A	W	76-69
1/29/63	H	W	87-71
12/9/63	A	L	59-65
1/23/64	H	W	83-63
12/10/64	A	W	67-62
1/18/65	H	W	108-87
12/18/65	A	W	132-102
1/27/66	H	W	100-79
3/16/68	N (3)	W	103-68
1/14/76	A	L	70-88
2/10/76	H	W	103-95
1/15/77	A	W	78-74
2/12/77	H	W	114-74
2/26/77	H (4)	W	111-67
1/14/78	A	W	79-63
2/1/78	H	W	93-55
1/13/79	H	W	95-66
1/30/79	A	L	71-77
1/22/80	A	L	69-71
2/12/80	H	W	87-59
1/24/81	H	W	68-59
2/17/81	A	L	77-78 (4 OT)
3/6/81	N (5)	W	73-53
1/26/82	A	L	82-85
2/16/82	H	W	74-65
1/12/83	A	W	54-51

2/12/83	H	W	74-66
---------	---	---	-------

3/12/83	N (6)	W	62-59
1/7/84	H	W	81-67
2/9/84	A	W	76-60
1/3/85	A	W	83-74
2/1/85	H	L	80-85
1/29/86	A	L	49-53
3/1/86	H	W	85-83 (OT)
1/24/87	H	L	56-62
2/25/87	A	W	84-65
1/17/88	A	W	77-57
2/17/88	H	W	66-47
1/18/89	H	L	54-55
2/18/89	A	L	66-82
1/20/90	A	L	63-89
2/21/90	H	W	82-62
1/23/91	H	W	91-88 (OT)
2/23/91	A	L	74-75
2/1/92	A	L	54-67
3/3/92	H	W	50-44
3/14/92	N (6)	W	87-84 (20T)
2/6/93	A	L	66-68
3/6/93	H	W	86-66
1/12/94	H	L	76-87
2/8/94	A	L	86-95
1/14/95	A	L	92-106
2/11/95	H	L	95-106
3/9/95	N (6)	W	80-77
1/17/96	H	W	89-86
2/14/96	A	W	86-82
1/15/02	H	W	82-71 (OT)
2/9/02	A	L	68-87
2/1/02	A	W	61-56
3/1/03	H	W	75-57
1/13/04	H	L	54-55
2/28/04	A	L	61-65
1/19/05	A	L	51-58
2/19/05	H	W	69-57

1 – Birmingham Classic (Birmingham, Ala.);
 2 – All-College Tournament (Oklahoma City);
 3 – NCAA Tournament Midwest Regional (Wichita, Kan.)
 4 – SWC Tournament (Houston)
 5 – SWC Classic (San Antonio, Texas)
 6 – SWC Classic (Dallas)

TENNESSEE (2-3)

Home: 1-1 • Road: 0-2 • Neutral: 1-0

12/5/70	A	L	58-79
12/29/70	N (1)	W	68-65
12/4/71	H	W	67-65
12/23/94	H	L	58-74
12/19/95	A	L	49-69

1 – Trojan Classic (Los Angeles)

TENNESSEE STATE (1-0)

Home: 1-0 • Road: 0-0 • Neutral: 0-0

12/30/01	H	W	91-90
----------	---	---	-------

TENNESSEE TECH (1-0)

Home: 1-0 • Road: 0-0 • Neutral: 0-0

1/2/67	H	W	95-69
--------	---	---	-------

TEXAS (31-32)

Home: 15-10 • Road: 9-18 • Neutral: 7-4

12/20/49	A	L	44-46
2/17/53	A	L	65-79
12/12/53	A	L	64-68

1/30/54	H	L	79-80
---------	---	---	-------


12/11/55	A	W	79-58
1/29/55	H	W	59-52
3/11/72	N (1)	L	74-85
1/17/76	H	W	63-58
2/14/76	A	L	86-95
1/18/77	H	W	95-81
2/15/77	A	W	95-84
1/10/78	H	L	89-100
1/30/78	A	L	72-73
3/4/78	N (2)	W	92-90
1/8/79	H	L	57-75
1/28/79	A	L	53-79
3/2/79	N (2)	L	65-70
1/8/80	H	L	73-99
2/4/80	A	L	82-84
2/28/80	N (3)	L	47-67
1/10/81	A	W	91-71
2/7/81	H	W	75-59
3/7/81	N (3)	W	84-59
1/12/82	H	L	83-95
2/8/82	A	W	77-63
1/15/83	A	W	77-52
2/15/73	H	W	106-63
1/10/84	H	W	69-58
2/11/84	A	W	74-63
1/5/85	A	L	58-61
2/6/85	H	W	94-80
1/2/86	H	L	68-70
2/1/86	A	L	63-79
3/7/86	N (4)	L	62-78
1/28/87	H	W	65-59
2/28/87	A	L	64-65
3/6/87	N (4)	W	59-49
1/2/88	A	L	63-65
2/13/88	H	W	62-51
3/11/88	N (4)	W	72-57
1/14/89	H	L	86-88
2/15/89	A	W	105-96
1/30/90	A	W	102-93
3/5/90	H	W	84-79
3/10/90	N (4)	W	89-86
1/17/91	A	L	84-90
2/17/91	H	W	82-73
1/9/92	A	L	75-86
2/9/92	H	L	72-87
3/15/92	N (4)	W	91-72
1/14/93	H	W	81-67
2/27/93	A	W	86-79
3/13/93	N (4)	W	58-50
1/29/94	H	L	78-110
2/26/94	A	L	70-88
2/1/95	H	W	105-96 (OT)
2/28/96	A	L	82-96
2/3/96	A	L	63-80
3/2/96	H	W	79-69
12/27/97	A	L	71-89
11/17/98	H	W	71-69
1/2/00	A	L	80-90
12/20/00	H	L	60-71

1 – NCAA Tournament Midwest Regional (Las Cruces, N.M.);
 2 – SWC Classic (The Summit, Houston);
 3 – SWC Classic (San Antonio, Texas);
 4 – SWC Classic (Dallas)

TEXAS A&I (9-1)

Home: 9-1 • Road: 0-0 • Neutral: 0-0

12/13/54	H	W	92-65
12/7/55	H	W	86-59



POO WELCH



SERIES HISTORIES BY TEAMS

RECORDS

12/6/56	H	W	67-59
12/5/57	H	W	76-50
12/1/58	H	W	80-59
12/1/62	H	W	86-52
12/5/64	H	W	94-71
12/9/75	H	W	120-86
12/5/79	H	L	82-83
11/28/80	H	W	112-86

TEXAS A&M (53-30)

Home: 36-8 • Road: 14-21 • Neutral: 3-1

12/28/46	H	W	62-41
12/19/50	H	W	52-45
3/2/51	A	L	46-55
12/8/51	A	W	38-29
1/25/52	H	W	52-44
12/10/52	A	L	59-65
2/21/53	H	W	48-44
12/8/53	H	W	62-56
2/24/54	H	W	52-51
12/2/54	A	W	85-63
1/15/55	H	W	107-66
12/14/55	A	W	78-44
2/4/56	H	W	105-74
2/4/58	A	L	74-92
12/5/58	A	L	45-57
1/24/59	H	L	64-71
12/7/59	A	L	49-67
12/17/59	H	L	62-64
12/6/60	A	L	61-66
1/19/61	H	W	89-85
12/5/61	A	L	49-64
1/30/62	H	W	73-69
12/15/62	A	L	67-69
1/30/63	H	W	58-57
12/5/63	H	L	58-61
1/28/64	H	W	73-65
12/14/64	A	L	67-74
12/17/64	H (1)	W	59-49
1/30/65	H	W	79-74
12/9/65	A	L	88-93
12/16/65	H (1)	W	90-85
1/28/66	H	W	97-85
1/28/69	H	W	85-71
1/6/73	H (2)	W	114-85
1/4/75	H (2)	W	92-72
1/20/76	A	L	67-74
2/17/76	H	L	80-94
1/22/77	A	W	78-71
2/19/77	H	W	116-83
3/3/77	N (3)	W	96-77
1/12/78	A	W	80-73
2/4/78	H	W	94-89
1/10/79	H	L	43-69
2/3/79	A	L	58-66
1/28/80	A	L	79-92
2/22/80	H	L	72-82
1/28/81	H	W	76-71
2/28/81	A	L	77-78
2/1/82	A	L	77-95
2/27/82	H	W	96-93
3/5/82	N (4)	W	89-76
1/4/83	H	W	84-61
2/5/83	A	W	86-66
1/14/84	A	W	70-64
2/2/84	H	W	87-65
1/27/85	A	L	69-71
2/27/85	H	L	77-81
1/22/86	H	W	76-70
2/24/86	A	L	75-82

1/19/87	A	L	45-57
2/18/87	H	W	67-46
1/24/88	H	W	67-63
2/24/88	A	W	73-70
1/25/89	A	W	71-69
2/25/89	H	W	86-82
3/10/89	N (4)	L	70-82
1/27/90	H	W	108-90
2/28/90	A	W	100-81
1/29/91	A	W	77-64
3/2/91	H	W	71-68
1/29/92	A	W	69-65
2/29/92	H	W	79-69
1/16/93	A	W	81-69
2/17/93	H	W	78-51
3/12/93	N (4)	W	84-68
1/19/94	H	L	60-67
2/16/94	A	L	87-93
1/21/95	A	L	68-73
2/18/95	H	W	86-80
1/24/96	H	W	78-67 (OT)
2/21/96	A	W	79-75
12/27/03	H	W	70-61 (OT)
12/29/04	A	L	80-93

- 1 – Bluebonnet Classic (Rice Gym, Houston);
- 2 – Bluebonnet Classic (Houston);
- 3 – SWC Classic (Houston);
- 4 – SWC Classic (Dallas)

TEXAS A&M-CORPUS CHRISTI (2-0)

Home: 1-0 • Road: 1-0 • Neutral: 0-0

1/7/06	H	W	86-83
2/7/06	A	W	82-74

TEXAS LUTHERAN (8-0)

Home: 8-0 • Road: 0-0 • Neutral: 0-0

2/5/75	H	W	113-93
11/28/76	H	W	96-69
12/7/77	H	W	118-69
1/3/79	H	W	111-79
12/11/79	H	W	126-78
12/8/81	H	W	145-78
12/19/83	H	W	129-65
1/2/96	H	W	88-66

TEXAS SOUTHERN (4-2)

Home: 2-1 • Road: 1-0 • Neutral: 1-1

12/15/90	H	W	90-78
12/20/97	N (1)	L	69-85
12/4/99	N (2)	W	84-80
12/23/00	H	L	68-71
12/4/02	A	W	82-79
11/21/07	H	W	73-66

- 1 – Nike Festival (Honolulu)
- 2 – Hawkeye Challenge (Iowa City, Iowa)

TEXAS STATE (10-1)

Home: 6-0 • Road: 4-1 • Neutral: 0-0

2/2/46	H	W	62-57
2/20/46	A	W	62-55
1/6/47	A	W	55-39
2/15/47	H	W	98-60
1/13/48	H	W	61-49
2/20/48	A	W	61-60
1/21/49	A	W	53-52
2/21/49	H	W	71-68

11/25/00	H	W	73-59
12/16/01	H	W	89-62
12/9/02	A	L	59-68

TEXAS TECH (27-26)

Home: 17-7 • Road: 8-14 • Neutral: 2-5

3/18/61	N (1)	L	67-69
12/10/73	H	L	73-75
1/13/75	A	L	82-86
1/31/76	H	L	54-57
2/26/76	A	L	85-93
3/4/76	N (2)	L	69-80
1/27/77	A	L	83-84 (OT)
2/1/77	H	W	94-87
3/4/77	N (3)	W	94-83
1/28/78	H	W	84-71
2/15/78	A	W	81-77
3/2/78	N (3)	W	93-82
1/24/79	A	L	68-70
2/15/79	H	W	103-89
1/5/80	A	L	70-77
1/30/80	H	W	75-63
1/6/81	H	W	73-70
1/31/81	A	L	70-81
1/9/82	A	W	78-68
2/3/82	H	W	83-80
1/17/83	H	W	98-73
2/19/83	A	W	84-75
1/12/84	A	W	88-66
2/16/84	H	W	78-53
1/9/85	H	W	83-74
2/10/85	H	L	80-91
1/4/86	A	L	68-69 (OT)
2/5/86	H	L	91-92 (2OT)
1/3/87	H	W	68-45
1/31/87	A	L	55-56 (OT)
1/9/88	H	W	72-67
2/10/88	A	W	72-68
1/11/89	A	L	74-76 (OT)
2/11/89	H	W	71-67
1/13/90	H	W	83-63
2/14/90	A	W	74-71 (OT)
1/19/91	H	W	73-70
2/20/91	A	W	74-59
1/25/92	H	W	77-58
2/25/92	A	W	83-80
1/26/93	A	L	74-78
2/13/93	H	W	93-76
3/14/93	N (2)	L	76-88
1/15/94	A	L	68-77
2/12/94	H	W	76-64
3/10/94	N (2)	L	86-110
1/18/95	H	L	66-84
2/15/95	A	L	72-98
3/10/95	N (2)	L	79-94
1/20/96	A	L	76-95
2/17/96	H	L	84-93
12/14/01	H (4)	L	64-71
1/1/03	A	L	48-62

- 1 – NCAA Tournament Midwest Regional (Lawrence, Kan.);
- 2 – SWC Classic (Dallas);
- 3 – SWC Classic (Houston);
- 4 – Played at Compaq Center (Houston)

TEXAS WESLEYAN (6-0)

Home: 6-0 • Road: 0-0 • Neutral: 0-0

2/13/63	H	W	125-74
2/20/64	H	W	105-77
2/16/65	H	W	122-105
2/22/66	H	W	152-108
12/9/80	H	W	93-84
11/29/85	H	W	100-73

TEXAS-

PAN AMERICAN (7-0)

Home: 5-0 • Road: 2-0 • Neutral: 0-0

11/28/77	H	W	85-81
12/15/78	H (1)	W	107-95
12/20/78	A	W	89-79
12/13/80	H	W	84-70
1/15/87	H	W	87-37
12/5/87	A	W	65-59
1/7/89	H	W	72-63

- 1 – Bluebonnet Classic (The Summit, Houston)

TOLEDO (2-2)

Home: 2-0 • Road: 0-2 • Neutral: 0-0

12/27/85	A	L	74-80
12/14/88	H	W	75-58
12/16/89	A	L	60-62
12/4/07	H	W	67-56

TRINITY (18-1)

Home: 12-1 • Road: 6-0 • Neutral: 0-0

1/7/47	A	W	74-37
2/8/47	H	W	68-34
2/2/48	A	W	57-50
2/16/48	H	W	55-50
1/22/49	A	W	72-52
2/19/49	H	L	52-57
1/7/50	A	W	67-62
2/8/50	H	W	80-49
1/16/51	A	W	72-63
2/27/51	H	W	72-61
1/28/56	H	W	104-62
2/9/57	H	W	93-71
2/16/63	H	W	90-46
2/8/63	H	W	74-57
1/2/65	H	W	116-79
2/9/65	A	W	139-87
1/8/66	H	W	95-52
2/22/73	H	W	116-57
12/11/76	H	W	124-67

TULANE (11-11)

Home: 6-3 • Road: 4-6 • Neutral: 1-2

12/11/46	A	L	49-62
12/11/70	H	W	91-60
2/23/97	H	L	77-81
1/18/98	A	L	59-71
1/29/98	H	W	70-62
1/23/99	A	L	84-89
2/13/99	H	W	76-72
1/8/00	H	W	75-74
1/29/00	A	L	75-78
3/9/00	N (1)	L	69-76
2/21/01	A	W	81-76
3/3/01	H	W	80-67
1/7/02	A	W	69-66
2/19/02	H	W	85-81 (OT)
2/4/03	H	L	58-65
2/26/03	A	L	52-56
3/12/03	N (2)	L	52-74
2/11/04	A	L	63-77
1/26/05	H	L	61-63
1/25/06	A	W	82-57
2/21/07	H	W	78-70
2/9/08	A	W	66-56

- 1 – C-USA Tournament (Memphis, Tenn.)
- 2 – C-USA Tournament (Louisville, Ky.)

TULSA (19-17)

Home: 11-6 • Road: 7-10 • Neutral: 1-1

2/10/51	H	L	45-50
---------	---	---	-------

3/5/51	A	L	44-60
1/4/52	H	W	42-41
2/1/52	A	L	52-55
1/6/53	A	L	60-91
1/24/53	H	W	61-56
2/6/54	H	L	57-59
2/27/54	A	L	57-73
1/24/55	H	L	64-67
2/21/55	A	L	59-69
1/12/56	A	W	69-60
1/23/56	H	W	71-62 (OT)
1/7/57	A	L	64-65
2/1/57	H	L	58-78
1/25/58	H	L	46-50
1/21/58	A	L	57-70
1/5/59	H	W	84-66
2/14/59	A	W	68-56
1/4/60	H	W	68-62
2/13/60	A	L	58-59
2/2/61	A	W	88-73
3/4/61	H	W	89-65
1/11/62	A	W	69-61
2/20/62	H	W	98-71
2/9/63	H	L	69-76
2/28/63	A	L	80-88
1/15/66	A	W	72-71
2/5/66	H	W	97-77
3/13/82	A	W	78-74
12/29/88	N (1)	L	71-75
12/4/96	H	W	79-77 (2OT)
11/29/97	A	W	61-57
2/18/06	H	W	73-46
1/20/07	A	W	69-67
2/6/08	H	W	92-81
3/26/08	A (2)	L	69-73

- 1 – Rainbow Classic (Honolulu)
- 2 – College Basketball Invitational Semifinals (Houston)

UAB (4-15)

Home: 3-7 • Road: 1-7 • Neutral: 0-1

1/



UC IRVINE (2-0)

Home: 1-0 • Road: 2-0 • Neutral: 0-0

12/6/91	A (1)	W	73-51
1/4/93	H	W	86-78

- 1 – Disneyland Freedom Bowl Classic (Irvine, Calif.)

UC SANTA BARBARA (4-1)

Home: 2-0 • Road: 1-0 • Neutral: 1-1

12/30/69	N (1)	W	98-85
12/18/76	H (2)	W	77-62
12/15/81	H	W	74-68
12/21/83	A	W	89-79
3/15/90	N (3)	L	66-70

- 1 – UNLV Invitational (Las Vegas, Nev.);
- 2 – Bluebonnet Classic (Houston);
- 3 – NCAA Tournament Southeast Regional (Knoxville, Tenn.)

UCF (5-2)

Home: 2-1 • Road: 2-1 • Neutral: 1-0

1/14/06	H	L	56-66
2/15/06	A	W	78-71
3/9/06	N (1)	W	71-52
1/24/07	H	W	73-70 (OT)
2/28/07	A	L	72-75 (OT)
2/2/08	A	W	84-81
3/5/08	H	W	73-68

- 1 – C-USA Tournament (Memphis, Tenn.)

UCLA (2-7)

Home: 1-1 • Road: 0-3 • Neutral: 1-3

12/22/61	N (1)	W	91-65
3/24/67	N (2)	L	58-73
1/20/68	H (3)	W	71-69
3/22/69	N (4)	L	69-101
1/18/69	A	L	64-100
1/27/77	A	L	83-96
1/2/93	A	L	78-87
12/20/93	H	L	72-93
11/19/01	N (5)	L	60-71

- 1 – Lion's Club Tournament (Houston);
- 2 – NCAA Tournament Final Four (Louisville, Ky.);
- 3 – Game of the Century (Houston Astrodome, Houston);
- 4 – NCAA Tournament Final Four (Los Angeles);
- 5 – Maui Invitational (Lahaina, Maui)

UNLV (6-4)

Home: 3-2 • Road: 3-2 • Neutral: 0-0

1/31/67	A	W	103-83
12/23/67	A	W	94-85
2/6/69	H	W	118-87
1/20/71	H	W	130-73
1/27/73	H	W	104-94
1/26/74	A	W	75-72
12/29/75	A (1)	L	92-116
12/12/87	H	L	69-89
12/20/06	A	L	73-83
12/30/06	H	L	62-78

- 1 – Holiday Classic (Las Vegas, Nev.)

USC (4-8)

Home: 4-3 • Road: 0-5 • Neutral: 0-0

2/23/62	H	W	56-51
2/24/62	H	W	76-68

12/7/68	A	L	64-65
---------	---	---	-------

12/20/69	H	W	77-73
----------	---	---	-------

12/30/70	A (1)	L	64-77
----------	-------	---	-------

12/21/73	A	L	78-92
----------	---	---	-------

12/16/74	H	L	96-97
----------	---	---	-------

11/30/78	A	L	80-88
----------	---	---	-------

12/22/79	H	L	85-86 (OT)
----------	---	---	------------

12/1/80	H	W	71-54
---------	---	---	-------

12/10/94	H	L	89-95
----------	---	---	-------

12/6/95	A	L	73-96
---------	---	---	-------

- 1 – Trojan Classic (Los Angeles)

USF (9-10)

Home: 5-4 • Road: 4-5 • Neutral: 0-1

12/29/89	A (1)	W	87-78
----------	-------	---	-------

1/22/97	H	W	94-74
---------	---	---	-------

1/26/98	H	L	64-65
---------	---	---	-------

2/19/98	A	L	56-73
---------	---	---	-------

1/30/99	H	L	67-82
---------	---	---	-------

2/11/99	A	W	73-68
---------	---	---	-------

1/26/00	A	L	77-87
---------	---	---	-------

2/19/00	H	L	74-81
---------	---	---	-------

1/27/01	H	L	68-93
---------	---	---	-------

2/17/01	A	L	60-79
---------	---	---	-------

2/12/02	H	W	91-75
---------	---	---	-------

2/26/02	A	L	57-88
---------	---	---	-------

1/29/03	H	W	59-57
---------	---	---	-------

2/15/03	A	L	47-62
---------	---	---	-------

1/31/04	A	W	66-53
---------	---	---	-------

2/21/04	H	W	53-52
---------	---	---	-------

1/22/05	A	W	62-50
---------	---	---	-------

2/16/05	H	W	68-50
---------	---	---	-------

3/9/05	N (2)	L	64-69
--------	-------	---	-------

- 1 – Holiday Classic (Tampa, Fla.);
- 2 – C-USA Tournament (Memphis, Tenn.)

UT ARLINGTON (5-0)

Home: 4-0 • Road: 1-0 • Neutral: 0-0

2/22/68	H	W	130-75
---------	---	---	--------

2/8/69	H	W	82-65
--------	---	---	-------

12/4/69	H	W	88-70
---------	---	---	-------

2/26/70	A	W	102-84
---------	---	---	--------

12/7/02	H	W	60-59
---------	---	---	-------

UTAH (1-0)

Home: 0-0 • Road: 0-0 • Neutral: 1-0

12/17/82	N (1)	W	82-57
----------	-------	---	-------

- 1 – Suntory Classic (Tokyo)

UTAH STATE (1-1)

Home: 0-0 • Road: 0-1 • Neutral: 1-0

12/28/61	N (1)	W	51-46
----------	-------	---	-------

1/31/70	A	L	84-91
---------	---	---	-------

- 1 – All-College Tournament (Oklahoma City)

UTEP (4-8)

Home: 4-0 • Road: 0-7 • Neutral: 0-1

12/28/79	A	L	65-78
----------	---	---	-------

3/19/93	A	L	61-67
---------	---	---	-------

12/28/00	A	L	67-75
----------	---	---	-------

12/4/02	H	W	56-47
---------	---	---	-------

12/8/03	A	L	61-88
---------	---	---	-------

2/1/06	H	W	63-57
--------	---	---	-------

2/25/06	A	L	63-69
---------	---	---	-------

2/3/07	A	L	71-79
--------	---	---	-------

3/3/07	H	W	74-67
--------	---	---	-------

1/19/08	H	W	77-72
---------	---	---	-------

3/8/08	A	L	81-87
--------	---	---	-------

3/13/08	N (1)	L	77-80
---------	-------	---	-------

- 1 – C-USA Tournament (Memphis, Tenn.)

UTSA (5-1)

Home: 4-0 • Road: 1-1 • Neutral: 0-0

12/12/81	H	W	105-69
----------	---	---	--------

12/5/85	A	W	104-59
---------	---	---	--------

12/17/92	H	W	94-76
----------	---	---	-------

2/2/94	A	L	83-85 (OT)
--------	---	---	------------

11/29/94	H	W	94-90
----------	---	---	-------

11/30/96	H	W	69-49
----------	---	---	-------

VALPARAISO (4-1)

Home: 3-0 • Road: 0-0 • Neutral: 1-1

12/9/55	N (1)	L	80-84
---------	-------	---	-------

12/29/64	N (2)	W	84-81
----------	-------	---	-------

2/24/68	H	W	158-81
---------	---	---	--------

12/11/99	H	W	90-72
----------	---	---	-------

3/24/08	H (3)	W	91-67
---------	-------	---	-------

- 1 – Birmingham Classic (Birmingham, Ala.);
- 2 – Motor City Classic (Detroit);
- 3 – CBI Quarterfinals (Houston)

VANDERBILT (1-1)

Home: 0-0 • Road: 0-1 • Neutral: 1-0

12/29/86	N (1)	W	73-72
----------	-------	---	-------

3/13/02	A (2)	L	50-59
---------	-------	---	-------

- 1 – Sugar Bowl Classic (New Orleans);
- 2 – NIT (Nashville, Tenn.)

VCU (0-3)

Home: 0-1 • Road: 0-1 • Neutral: 0-1

1/26/05	H	L	61-62
---------	---	---	-------

12/2/06	A	L	84-102
---------	---	---	--------

11/15/08	N (1)	L	72-73
----------	-------	---	-------

- 1 – Puerto Rico Tip-Off (San Juan, P.R.)

VILLANOVA (3-3)

Home: 1-0 • Road: 0-0 • Neutral: 2-3

12/30/53	N (1)	L	66-73
----------	-------	---	-------

12/18/70	N (2)	W	99-84
----------	-------	---	-------

3/13/81	N (3)	L	72-90
---------	-------	---	-------

3/27/83	N (4)	W	89-71
---------	-------	---	-------

12/28/86	N (5)	L	60-63
----------	-------	---	-------

11/23/91	H	W	79-49
----------	---	---	-------

- 1 – Kentucky Invitational (Lexington, Ky.);
- 2 – Jayhawk Classic (Lawrence, Kan.);
- 3 – NCAA Tournament East Regional (Charlotte, N.C.);
- 4 – NCAA Tournament Midwest Regional (Kansas City, Mo.);
- 5 – Sugar Bowl Classic (New Orleans)

VIRGINIA (3-3)

Home: 2-0 • Road: 0-1 • Neutral: 1-2

12/16/82	N (1)	L	63-72
----------	-------	---	-------

2/18/84	H	W	74-65
---------	---	---	-------

3/31/94	N (2)	W	49-47 (OT)
---------	-------	---	------------

11/23/85	N (3)	L	77-92
----------	-------	---	-------

2/7/88	H	W	81-58
--------	---	---	-------

12/9/89	A	L	54-72
---------	---	---	-------

- 1 – Suntory Classic (Tokyo);
- 2 – NCAA Tournament Final Four (Seattle);
- 3 – Played at Capital Centre (Landover, Md.)

VIRGINIA TECH (2-1)

Home: 1-0 • Road: 0-1 • Neutral: 1-0

3/2/68	H	W	120-79
--------	---	---	--------

1/1/69	A	L	68-74
--------	---	---	-------

12/26/73	N (1)	W	85-66
----------	-------	---	-------

- 1 – All-College Tournament (Oklahoma City)

WABASH COLLEGE (1-0)

Home: 1-0 • Road: 0-0 • Neutral: 0-0

12/6/73	H	W	119-71
---------	---	---	--------

WAKE FOREST (1-0)

Home: 0-0 • Road: 0-0 • Neutral: 1-0

3/25/84	N (1)	W	68-63
---------	-------	---	-------

- 1 – NCAA Tournament Midwest Regional (St. Louis)

WASHINGTON (2-5)

Home: 2-1 • Road: 0-4 • Neutral: 0-0

12/12/58	A	L	62-68
----------	---	---	-------

12/13/58	A	L	55-59
----------	---	---	-------

12/20/66	H	W	87-65
----------	---	---	-------

1/28/67	A	L	78-81
---------	---	---	-------

12/23/02	H	L	61-85
----------	---	---	-------

12/20/03	H	W	79-64
----------	---	---	-------

12/24/05	A	L	63-110
----------	---	---	--------

WASHINGTON STATE (2-0)

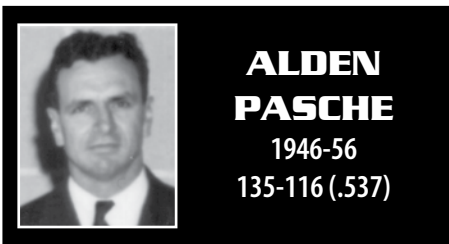
Home: 1-0 • Road: 1-0 • Neutral: 0-0



ALL-TIME RESULTS

RECORDS

* – indicates conference game; Home games listed in **bold**.
 • Home games following the 1968-69 season were played predominantly at Hofheinz Pavilion.
 • Rankings to far left indicate Houston's national ranking in national polls (Associated Press ranking/Coaches polls ranking)
 • Final rankings listed under team accomplishments indicates ranking in the final regular-season poll of that season.



ALDEN PASCHE
 1946-56
 135-116 (.537)

1946 (10-4 • 8-2 LSC)

Head Coach Alden Pasche

Captains: Guy Lewis, Willie Wells

• Lone Star Conference Champions

• NAIB Tournament

J10	W	62-35	* North Texas
J17	L	40-41	* Sam Houston State
F2	W	62-57	* Texas State
F4	W	42-40	at Southwestern
F8	L	39-40	* at Sam Houston State
F9	W	45-38	* at Stephen F. Austin
F16	W	54-51	* East Texas State
F19	L	57-58	Southwestern
F20	W	62-55	* at Texas State
F23	W	65-39	* Stephen F. Austin
M1	W	61-56	* at North Texas
M2	W	61-54	* at East Texas State

NAIB Tournament – Kansas City, Mo.

M11	W	63-34	vs. High Point (N.C.)
M13	L	43-62	vs. Indiana State

1946-47 (15-7 • 11-1 LSC)

Head Coach Alden Pasche

Captains: Guy Lewis, Willie Wells

• Lone Star Conference Champions

• NAIB Tournament

D7	L	39-51	Loyola (La.)
D11	L	49-62	at Tulane
D12	L	48-53	at Loyola (La.)
D16	W	63-56	Southeast Oklahoma
D17	W	47-44	Southeast Oklahoma
D20	L	61-73	Pepperdine (1)
D21	L	43-54	Stephen F. Austin (1)
D28	W	62-41	Texas A&M
J6	W	55-39	* at Texas State
J7	W	74-37	* at Trinity
J17	L	55-59	* Sam Houston State
J29	W	49-48	* at Sam Houston State
F1	W	65-61	* East Texas State
F8	W	68-34	* Trinity
F14	W	70-53	* North Texas
F15	W	98-60	* Texas State
F1	W	67-61	* at Stephen F. Austin
F22	W	60-57	* Stephen F. Austin
F28	W	60-51	* at East Texas State
M1	W	57-55	* at North Texas

NAIB Tournament – Kansas City, Mo.

M11	W	60-58	Montana
M12	L	42-44 (30T)	Northern Arizona

1 – Houston Intercollegiate (Houston)

1947-48 (11-11 • 6-6 LSC)

Head Coach Alden Pasche

Captain: Louis Brown

D2	W	54-31	Abilene Christian
D4	W	42-39	at McMurry College
D5	L	41-48	at Abilene Christian
D8	L	33-37	Southeast Oklahoma
D10	L	34-43	vs. Louisiana-Lafayette (1)
D11	L	38-54	at Loyola (La.)
D12	L	49-62	at Loyola (La.)
D19	W	63-40	East Texas Baptist
J6	L	44-46	* Sam Houston State
J13	W	61-49	* Texas State
J16	L	43-47	* at East Texas State
J17	L	47-71	* at North Texas
J26	W	40-28	Oklahoma City
J28	L	37-50	* East Texas State
J30	W	55-51	* North Texas
F2	W	57-50	* at Trinity
F3	L	49-51	* at Stephen F. Austin
F10	W	70-52	at East Texas Baptist
F13	L	40-67	* at Sam Houston State
F16	W	55-50	* Trinity
F20	W	61-60	* at Texas State
M3	W	52-40	* Stephen F. Austin

1 – Played at at Shreveport, La.

1948-49 (11-11 • 7-5 LSC)

Head Coach Alden Pasche

Captains: Louis Brown, Bill McPhail

N29	L	50-51	Shur-Start Battery
D1	L	39-46	at Centenary
D3	L	44-50	at Oklahoma City
D4	L	37-46	at Oklahoma City
D11	L	46-53	Centenary
D16	W	58-45	Loyola (La.)
D17	W	44-43	Loyola (La.)
J3	W	66-51	Shur-Start Battery
J5	W	53-49	Brooke Medical Center
J10	L	64-66	* Sam Houston State
J15	W	64-57	* North Texas
J17	W	67-46	* East Texas State
J21	W	53-52	* at Texas State

J22	W	72-52	* at Trinity
J25	L	41-46	Oklahoma City
F5	W	59-47	* Stephen F. Austin
F7	L	51-55	* at Sam Houston State
F10	L	60-66	* at East Texas State
F11	W	75-59	* at North Texas
F14	L	44-67	* at Stephen F. Austin
F19	L	52-57	* Trinity
F21	W	71-68	* Texas State

1949-50 (16-7 • 6-0 GCC)

Head Coach Alden Pasche

Captains: Marvin Reichle, Richard Berg

• Gulf Coast Conference Champions

D1	W	48-36	Hardin Simmons
D2	W	57-33	Loyola (La.)
D6	L	57-73	at Bradley
D8	W	65-51	at Loras College
D9	L	56-70	at Beloit College
D10	L	65-69	at Marquette
D13	L	47-52	at Creighton
D20	L	44-46	at Texas
D30	W	72-66	Wichita State
J3	W	47-46	Pepperdine
J5	W	58-52	at Sam Houston State
J7	W	67-62	* at Trinity
J11	W	63-38	* Midwestern
J13	W	66-58	* at North Texas
J14	L	51-60	at Oklahoma City
J21	W	52-45	Oklahoma City
F1	W	85-57	Sam Houston State
F4	W	62-55	Stephen F. Austin
F6	W	65-55	* North Texas
F8	W	80-49	* Trinity
F11	W	55-51	at Stephen F. Austin
F17	W	68-40	* at Midwestern
F25	L	50-58	at Loyola (La.)

1950-51 (11-17 • 2-12 MVC)

Head Coach Alden Pasche

Captain: Lloyd Hendrix

D2	L	73-94	* at Bradley
D5	L	44-71	* at Saint Louis
D8	W	63-57	Sam Houston State
D12	L	63-71	* Saint Louis



The Cougars' first starting lineup, included team captains Willie Wells (39) and Guy V. Lewis (37). They lead the team to its first conference championship in 1946.



ALL-TIME RESULTS

RECORDS

D13	W	53-52	at Stephen F. Austin
D19	W	52-45	Texas A&M
D23	W	86-74	* Wichita State
J1	L	60-66	* at Drake
J2	W	77-67	* at Drake
J4	L	48-66	at Missouri
J10	W	53-51	Oklahoma City
J13	L	53-54	at Midwestern
J16	W	72-63	at Trinity
J18	W	67-48	at Sam Houston State
J20	W	54-46	North Texas
J27	L	68-69	* at Wichita State
F3	W	58-36	Midwestern
F6	L	47-60	* #5/ Bradley
F10	L	45-50	* Tulsa
F13	L	61-70	* at Detroit
F14	L	73-93	* at Detroit
F21	L	52-61	* #2/ Oklahoma State
F23	L	57-60	at North Texas
F24	L	54-57	at Oklahoma City
F27	W	72-61	Trinity
M2	L	46-55	at Texas A&M
M5	L	44-60	* at Tulsa
M7	L	39-57	* at #2/ Oklahoma State

1951-52 (7-14 • 30-7 MVC)

Head Coach Alden Pasche

Captains: Robert Bradford, Royce Ray

D8	W	38-29	at Texas A&M
D15	L	39-42	Oklahoma City
D19	L	65-67	Murray State
D21	L	56-73	* Detroit
D22	W	74-71	* Detroit (1)
J2	L	57-64	* #5 Saint Louis
J4	W	42-41	* Tulsa
J11	L	44-71	* at Oklahoma State
J19	W	60-57 (OT)	Sam Houston State (2)
J25	W	52-44	Texas A&M
J30	W	67-62 (OT)	at Sam Houston State
F1	L	52-55	* at Tulsa
F2	L	46-51	at #16 Oklahoma City
F11	L	49-70	* at Wichita State
F12	W	54-53	* at Wichita State
F18	L	47-74	at Bradley
F20	L	55-63	* at #9 Saint Louis
F27	L	50-54	Bradley
M1	L	47-76	Drake
M3	L	68-82	Drake
M8	L	43-57	Oklahoma State

1 - Played at Rice Field House (Houston);

2 - Played at Public School Field House (Houston)

1952-53 (9-13 • 5-5 MVC)

Head Coach Alden Pasche

Captains: Jack McNutt, Elton Cotton

D2	W	67-54	Hardin-Simmons (1)
D10	L	59-65	at Texas A&M
D16	W	72-69 (OT)	* at Detroit
D17	L	64-74	* at Detroit
D19	W	70-66	at Murray State
J3	L	68-86	* at Wichita State
J5	L	52-68	at #16/ Oklahoma City
J6	L	60-91	* at #17/ Tulsa
J12	L	68-86	* Saint Louis (2)
J21	W	66-56	Sam Houston State (2)
J24	W	61-56	* #11 Tulsa (1)
J26	L	62-77	at Baylor
J28	W	71-70	* at Saint Louis
J30	L	66-88	at Drake
F2	L	63-66	Pittsburgh (2)

F7	L	58-64	#16/ Oklahoma City (1)
F17	L	65-79	at Texas
F18	W	50-46	* #9/ Oklahoma State (1)
F21	W	48-44	Texas A&M (1)
F25	W	75-62	* Wichita State (1)
M2	L	64-73	Drake (1)
M5	L	48-68	* at #7 Oklahoma State

1 - Played at Houston Coliseum (Houston);

2 - Played at Public School Field House (Houston)

1953-54 (11-15 • 3-7 MVC)

Head Coach Alden Pasche

Captains: Jim Hatton, Jackie Bell

D4	W	89-88	at Sam Houston State
D8	W	62-56	Texas A&M
D12	L	64-68	at Texas
D15	W	78-65	Lamar
D18	W	77-62	* Detroit
D19	W	71-63	* Detroit
D29	L	61-91	vs. #7 Western Kentucky (1)
D29	W	81-60	vs. Siena (1)
D30	L	66-73	vs. Villanova (1)
J7	L	64-78	* at Wichita State
J9	L	61-76	* at #4 Oklahoma State
J13	L	62-70	#8 Oklahoma City
J16	W	69-66	* at Saint Louis
J18	L	71-86	at Bradley
J23	W	82-69	at Lamar
J25	L	48-64	* #5 Oklahoma State
J27	W	69-62	Murray State
J30	L	79-80	Texas
F1	L	79-80	* Saint Louis
F6	L	57-59	* Tulsa
F13	L	62-96	at Missouri
F17	W	81-66	Sam Houston State
F22	L	81-86	* #15 Wichita State
F24	W	52-51	at Texas A&M
F27	L	57-73	* at Tulsa
M1	L	54-58	at #5/ Oklahoma City

1 - Kentucky Invitational (Lexington, Ky.)

1954-55 (15-10 • 3-7 MVC)

Head Coach Alden Pasche

Captain: Jim Hatton

D2	W	85-63	at Texas A&M
D6	W	102-89	Sam Houston State
D11	W	79-58	at Texas
D13	W	92-65	Texas A&I
D17	W	77-69	* at Detroit
D18	L	80-83	* at Detroit
D20	L	65-72	at #14/ Oklahoma City (1)
D21	L	87-91	vs. #17/ Wichita State (1)
D22	W	57-48	vs. Oklahoma State (1)
D23	W	84-76 (2OT)	#7 Missouri
J6	L	84-85 (2OT)	* at Saint Louis
J8	L	67-78 (OT)	* at Wichita State
J12	W	75-63	Oklahoma City
J15	W	107-66	Texas A&M
J24	L	64-67	* Tulsa
J26	W	60-58	* Oklahoma State
J29	W	59-52	Texas
F1	W	91-65	at Murray State
F5	W	64-55	Bradley
F7	L	49-65	at Oklahoma City
F12	W	82-79	* Wichita State
F17	W	108-100	at Sam Houston State
F19	L	49-58	* at Oklahoma State

F21	L	59-69	* at #19/ Tulsa
F28	L	87-90	* Saint Louis

1 - All-College Tournament (Oklahoma City, Okla.)

1955-56 (19-7 • 9-3 MVC)

Head Coach Alden Pasche

Captains: Jack Foster, Lupe Lopez

- NCAA Midwest Regional

- Missouri Valley Conference Champions

D1	W	77-55	Sam Houston State
D7	W	86-59	Texas A&I
D9	L	80-84	vs. Valparaiso (1)
D10	W	101-58	vs. TCU (1)
D14	W	78-44	at Texas A&M
D16	W	89-76	* Detroit
D17	W	86-84	* Detroit
D21	W	86-79	Kansas State
J2	W	82-77	* Wichita State
J7	L	73-76	* Saint Louis
J9	W	78-64	Oklahoma City
J12	W	69-60	* at Tulsa
J14	L	44-63	* at #20/ Oklahoma State
J23	W	71-62 (OT)	* Tulsa
J25	W	95-77	at Miami (Fla.)
J28	W	104-62	Trinity
J30	W	87-59	at Sam Houston State
F4	W	105-74	Texas A&M
F9	W	82-70	* at Bradley
F11	W	67-66	* at #11/ Saint Louis
#18/ F18	W	62-60	* Oklahoma State
#18/ F20	W	68-53	* Bradley
#14/ F25	L	72-82	* at Wichita State
#14/ F27	L	67-76	at Oklahoma City
NCAA Tournament Midwest Regional - Lawrence, Kan.			
#17/ M16	L	74-89	vs. #8/ SMU
#17/ M17	L	70-89	vs. Kansas State

1 - Birmingham Classic (Birmingham, Ala.)



GUY V. LEWIS
1956-86
592-280 (.679)

1956-57 (10-16 • 5-9 MVC)

Head Coach Guy V. Lewis

Captains: Dan Dotson, Andy McElveen, Dean Evans

D1	L	78-97	at Kansas State
D3	L	73-92	at Iowa State
D6	W	67-59	Texas A&I
D8	L	78-82	Memphis
D11	W	85-83	at Sam Houston State
D15	W	95-65	Sam Houston State
D20	L	74-87	Loyola (La.)
D22	L	63-67	at Miami (Fla.)
D28	W	76-68	vs. Alabama (1)
D29	L	76-111	vs. #3/ Kentucky (1)
J2	W	74-72	* at Drake
J4	L	56-74	* at Wichita State
J7	L	64-65	* Tulsa
J12	W	64-52	* #12/ Oklahoma State
J14	L	53-68	* Wichita State



ALL-TIME RESULTS

RECORDS

J17	L	64-81	* at #12/ Bradley
J19	L	70-85	* at Saint Louis
J28	W	86-62	* Drake
J30	L	81-91	* Detroit
F1	L	58-78	* at Tulsa
F9	W	93-71	Trinity
F11	W	82-72	* Detroit
F16	L	86-96	at Memphis
F23	L	62-76	* at Oklahoma State
F25	W	88-79	* #5/ Bradley
M2	L	84-102	* #14/ Saint Louis

1 – Sugar Bowl Classic (New Orleans)

1957-58 (9-16 • 4-10 MVC)

Head Coach Guy V. Lewis

Captain: Russell Boone

D2	L	75-85	at Oklahoma City
D5	W	76-50	Texas A&I
D7	L	71-78	Oklahoma City
D12	L	64-84	at Dartmouth
D14	W	77-70	at Canisius
D17	W	76-69	* North Texas
D21	L	53-70	* #4/ Cincinnati
J2	W	85-76	at Sam Houston State
J6	L	73-75 (OT)	* #12/ Bradley
J11	L	80-116	* at #10/ Bradley
J13	L	57-93	* at #7 /Cincinnati
J18	W	64-63	Sam Houston State
J25	L	46-50	* Tulsa
J27	W	70-64	#7/ Oklahoma State
F1	L	57-70	* at Tulsa
F3	L	67-77	* Drake
F4	L	74-92	at Texas A&M
F12	W	73-70	* at North Texas
F15	L	71-83	Loyola (La.)
F17	W	72-70	* Wichita State
F22	L	60-73	at #8/ Oklahoma State
F24	L	65-70	* at Wichita State
M1	W	81-76	* at Saint Louis
M3	L	87-88 (OT)	* at Drake
M8	L	76-83	* Saint Louis

Home games played at Public School Field House (Houston)

1958-59 (12-14 • 6-8 MVC)

Head Coach Guy V. Lewis

Captains: Jack Welch, Bernie Kapner

D1	W	80-59	Texas A&I
D3	W	95-63	Sam Houston State
D5	L	45-57	at Texas A&M
D8	W	101-68	Arizona State
D12	L	62-68	at Washington
D13	L	55-59	at Washington
D16	L	68-73	at Santa Clara
J1	W	87-52	McMurry College
J3	W	78-75	* Wichita State
J5	W	84-66	* Tulsa
J10	L	54-62	* #7/ Cincinnati
J12	L	50-60	* #9/ Bradley
J17	L	67-94	at #17/ Oklahoma City
J24	L	64-71	Texas A&M
J26	W	88-58	* North Texas
J31	L	47-71	* at #15/ Saint Louis
F2	L	63-69	* at Drake
F7	W	80-63	#13/ Oklahoma City
F9	L	56-62	* at North Texas
F12	W	71-54	Loyola (La.)
F14	W	68-56	* at Tulsa

F16	L	63-65	* at Wichita State
F21	W	64-57	* #8/ Saint Louis
F23	W	77-66	* Drake
F28	L	66-78	* at #4/ Cincinnati
M2	L	60-74	* at #7/ Bradley

Home games played at Jeppesen Field House (Houston)

1959-60 (13-12 • 6-8 MVC)

Head Coach Guy V. Lewis

Captains: Gary Phillips, Ted Luckenbill

D1	W	89-66	Lamar
D2	W	105-60	West Texas A&M
D5	W	92-51	McMurry College
D7	L	49-67	at Texas A&M
D9	L	63-72	Miami (Fla.)
D14	W	88-59	* North Texas
D17	L	62-64	Texas A&M
J2	L	63-69	* Wichita State
J4	W	68-62	* Tulsa
J7	L	46-76	* at #12 Saint Louis
J9	W	56-55	* at Drake
J16	W	80-73	Oklahoma City
J23	W	88-79	at #11/ Miami (Fla.)
J25	L	61-63	at Loyola (La.)
J30	L	65-74	* at Wichita State
F1	W	80-69	at Oklahoma City
F4	W	92-53	Sam Houston State
F6	L	55-67	* at #1/ Cincinnati
F8	L	57-78	* at #2/ Bradley
F13	L	58-59	* at Tulsa
F15	W	86-64	* at North Texas
F20	L	47-57	* #1/ Cincinnati
F22	W	63-58	* #2/ Bradley
F27	L	57-78	* #16/ Saint Louis
F29	W	89-70	* Drake

Home games played at Jeppesen Field House (Houston)

1960-61 (17-11)

Head Coach Guy V. Lewis

Captains: Gary Phillips, Ted Luckenbill

• NCAA Midwest Regional

D1	W	73-53	at North Texas
D6	L	61-66	at Texas A&M
D8	L	52-55	at Sam Houston State
D10	W	68-64	at Lamar
D15	L	51-55	vs. Oklahoma (1)
D16	W	56-54	vs. Oklahoma State (1)
D17	W	78-65	at Oklahoma City
D28	L	68-71	vs. #18/ Wichita State (2)
D29	W	85-72	vs. TCU (2)
D30	W	86-82	at Oklahoma City (2)
J3	W	100-73	Lamar (3)
J5	L	71-74 (OT)	at Cincinnati
J12	W	60-59	#2/ Bradley (4)
J14	W	75-69	Saint Louis (4)
J19	W	89-85	Texas A&M (4)
J21	L	78-89	at Miami (Fla.)
J28	W	92-56	Loyola (La.) (3)
J31	W	101-66	Pacific (3)
F2	W	88-73	at Tulsa
F9	W	86-57	North Texas (3)
F11	W	107-78	Oklahoma City (3)
F16	L	74-90	at #5/ Bradley
F18	L	62-73	at Saint Louis
F23	L	80-85	#3/ Cincinnati (3)
M4	W	89-65	Tulsa (3)

NCAA Tournament Midwest Regional– Houston

M15 W 77-61 Marquette (5)

NCAA Tournament Midwest Regional – Lawrence, Kan.

M17 L 64-75 vs. #4/ Kansas State

M18 L 67-69 vs. Texas Tech

1 – Lion's Club Tournament (Sam Houston Coliseum, Houston Texas);

2 – All-College Tournament (Oklahoma City, Okla.)

3 – Played at Jeppesen Field House (Houston)

4 – Played at Sam Houston Coliseum (Houston)

5 – Played at Delmar Gym (Houston)

1961-62 (21-6)

Head Coach Guy V. Lewis

Captain: Jack Thompson

• NIT Quarterfinalist

D1	W	95-47	UC Davis
D5	L	49-64	at Texas A&M
D7	W	72-70 (OT)	at Lamar
D12	W	75-71	TCU
D15	L	63-66	vs. #10/ Seattle (1)
D16	W	67-55	at Portland (1)
D20	W	63-62 (2OT)	Mississippi
D22	W	91-65	UCLA (2)
D23	W	54-49	Auburn (2)
D26	W	82-76	vs. TCU (3)
D28	W	51-46	vs. Utah State (3)
D29	L	45-47	vs. Bowling Green (3)
J3	W	57-44	at North Texas
J5	W	68-57	at Loyola (La.)
J11	W	69-61	at Tulsa
J15	W	86-64	Lamar
J25	W	61-56	at TCU
J30	W	73-69	Texas A&M
F1	L	52-60	#3/ Cincinnati
F5	W	84-76	Florida State
F8	W	80-69	Miami (Fla.)
F10	W	105-75	North Texas
F16	L	47-59	at #3/ Cincinnati
F20	W	98-71	Tulsa
F23	W	56-51	USC
F24	W	76-68	USC

NIT – New York

M17 L 77-94 vs. Dayton

1 – City of Roses Tournament (Portland, Ore.);

2 – Lions' Club Tournament (Houston);

3 – All-College Tournament (Oklahoma City, Okla.)

1962-63 (15-11)

Head Coach Guy V. Lewis

Captain: Lyle Harger

D1	W	86-52	Texas A&I (1)
D3	W	68-61	Nebraska (1)
D8	W	70-61	Baylor (1)
D10	W	76-69	at TCU
D13	W	76-69	North Texas (1)
D15	L	67-69	at Texas A&M
D17	W	75-61	Missouri (1)
D21	L	88-90 (4OT)	Michigan (2)
D22	L	73-74	LSU (2)
D28	W	79-76 (OT)	vs. #10/ Mississippi State (3)
D29	L	69-71 (OT)	vs. Auburn (3)
D31	L	68-87	at Minnesota
J2	L	56-79	at #1/ Cincinnati
J5	W	91-80	Oklahoma City (4)
J12	W	66-59	Loyola (La.) (4)
J24	L	70-71	at Miami (Fla.)
J26	L	69-76	at Florida State



J29	W	87-71	TCU (1)
J30	W	58-57	Texas A&M (1)
F2	W	68-62	at North Texas
F9	L	69-76	Tulsa (4)
F13	W	125-74	Texas Wesleyan (4)
F16	W	99-46	Trinity (4)
F23	L	58-62	#3/ Loyola (Ill.) (4)
F28	L	80-88	at Tulsa
M1	W	75-73	at Oklahoma City

- 1 – Played at Sam Houston Coliseum (Houston);
- 2 – Holiday Classic (Sam Houston Coliseum, Houston);
- 3 – Sugar Bowl Classic (New Orleans);
- 4 – Played at Jeppesen Gym (Houston)

1963-64 (16-10)

Head Coach Guy V. Lewis

Captain: Chet Oliver

D2	L	58-60	Minnesota (1)
D5	L	58-61	at Texas A&M
D7	W	73-64	Pacific (2)
D9	L	59-65	at TCU
D11	W	58-56	at North Texas
D12	L	61-72	at Colorado
D14	W	64-58	at Nebraska
D19	W	69-61	Mississippi State (3)
D20	W	72-62	Oklahoma City (3)
D23	L	62-79	at Ohio State
D26	L	72-75 (OT)	vs. Wyoming (4)
D27	W	76-61	vs. Idaho (4)
D28	W	56-55	vs. Montana State (4)
J2	W	64-63	Air Force (2)
J4	W	81-59	Yale (2)
J13	W	93-64	Southwestern (2)
J23	W	83-63	TCU (2)
J25	W	61-60	Baylor (1)
J28	W	73-65	Texas A&M (1)
J30	L	65-66	North Texas (2)
F8	W	74-57	Trinity (2)
F10	L	59-66 (OT)	Cincinnati (5)
F13	W	93-83	Miami (Fla.) (2)
F15	L	68-98	at Loyola (Ill.)
F20	W	105-77	Texas Wesleyan (2)
F26	L	54-64	at Loyola (La.)

- 1 – Played at Sam Houston Coliseum (Houston);
- 2 – Played at Jeppesen Gym (Houston);
- 3 – Bluebonnet Classic (Sam Houston Coliseum, Houston);
- 4 – All-College Tournament (Oklahoma City, Okla.);
- 5 – Played at Delmar Gym (Houston)

1964-65 (19-10)

Head Coach Guy V. Lewis

Captain: Jack Margenthaler

• NCAA Midwest Regional

D1	L	65-76	at Wisconsin
D5	W	94-71	Texas A&I (1)
D7	L	69-77	Ohio State (2)
D9	L	48-60	at North Texas
D10	W	67-62	at TCU
D14	L	67-74	at Texas A&M
D16	W	50-48	Auburn (3)
D17	W	59-49	Texas A&M (3)
D19	W	70-61	Colorado (4)
D26	W	74-68	Rhode Island (1)
D28	L	57-59	vs. Penn State (5)
D29	W	84-81	vs. Valparaiso (5)
J2	W	116-79	Trinity (1)

J4	W	61-54	Oklahoma City (1)
J9	L	80-110	Notre Dame (4)
J13	W	89-64	Southwestern (1)
J16	W	117-83	North Texas (1)
J18	W	108-87	TCU (4)
J28	W	80-78	Baylor (4)
J30	W	79-74	Texas A&M (4)
F6	W	104-80	Loyola (La.) (1)
F9	W	139-87	at Trinity
F13	W	95-84	Centenary (1)
F16	W	122-105	Texas Wesleyan (1)
F20	L	91-103	at Miami-Fla.
F27	L	79-85	at Oklahoma City

NCAA Tournament Midwest Regional – Lubbock, Texas

M8	W	99-98	vs. Notre Dame
----	---	-------	----------------

NCAA Tournament Midwest Regional – Manhattan, Kan.

M12	L	60-75	vs. Oklahoma State
M13	L	87-89	vs. SMU

- 1 – Played at Jeppesen Gym (Houston);
- 2 – Played at Sam Houston Coliseum (Houston);
- 3 – Bluebonnet Classic (Rice Gym, Houston);
- 4 – Played at Delmar Gym (Houston); 5 – Motor City Classic (Detroit)

1965-66 (23-6)

Head Coach Guy V. Lewis

Captains: Rich Apolskis, Joe Hamood

• NCAA West Regional

D1	L	67-75	at San Francisco
D4	L	82-111	at BYU
D9	L	88-93	at Texas A&M
D11	W	82-57	Wisconsin (1)
D15	W	111-87	LSU (2)
D16	W	90-85	Texas A&M (2)
D18	W	132-102	at TCU
D20	W	102-89	#7/ Providence (3)
D29	L	68-69	vs. Maryland (4)
D30	W	89-76	vs. Auburn (4)
J8	W	95-52	Trinity (5)
J13	W	108-84	at Centenary
J15	W	72-71	at Tulsa
J17	W	109-53	St. Mary's (Texas)
J26	W	92-91 (OT)	Baylor (3)
J27	W	100-79	TCU (3)
J28	W	97-85	Texas A&M (3)
F2	W	112-84	Lamar (5)
F5	W	97-77	Tulsa (3)
F7	W	125-96	Centenary (5)
F12	W	140-87	Southwestern (5)
F17	W	111-96	Miami (Fla.) (3)
F22	W	152-108	Texas Wesleyan (5)
F24	L	69-71	Dayton (6)
F26	W	109-84	Portland
M1	W	103-77	at Loyola (La.)

NCAA Tournament West Regional – Wichita, Kan.

M7	W	82-76	vs. Colorado State
----	---	-------	--------------------

NCAA Tournament West Regional – Los Angeles

M11	L	60-63	vs. Oregon State
M12	W	102-91	Pacific

- 1 – Played at Sam Houston Coliseum (Houston);
- 2 – Bluebonnet Classic (Rice Gym, Houston);
- 3 – Played at Delmar Field House (Houston);
- 4 – Sugar Bowl Classic (New Orleans);
- 5 – Played at Jeppesen Gym (Houston);
- 6 – Played at Madison Square Garden (New York)

1966-67 (27-4)

Head Coach Guy V. Lewis

Captains: Leary Lentz, Gary Grider

• NCAA Final Four

• Final Rankings: 6th (UPI) • 7th (AP)

#7/	D1	W	96-84	#6/	New Mexico
#7/	D3	W	86-75		at Minnesota
#7/	D5	L	75-86		at Michigan
#5/	D8	W	89-81		Louisiana-Lafayette
#5/	D10	W	93-59		Hawai'i
#5/	D12	W	90-74		St. Mary's (Calif.)
#9/	D14	W	97-66		Centenary (1)
#9/	D15	W	111-65		Idaho State (1)
#9/	D17	W	90-75		San Francisco
#8/	D20	W	87-65		Washington
#6/	D28	W	85-73		vs. Kent State (2)
#6/	D29	W	68-58		at Arkansas State (2)
#6/	J2	W	95-69		Tennessee Tech
#5/	J5	W	82-62		at Lamar
#4/	J14	W	103-72		West Texas A&M
#3/	J28	L	78-81		at Washington
#6/	J31	W	103-83		at UNLV
#5/	F9	W	92-85		Hardin-Simmons
#5/	F11	L	78-87		at Notre Dame
#5/	F13	W	87-80		at Creighton
#7/	F15	W	122-58		St. Mary's (Texas)
#7/	F18	W	105-86		at Miami (Fla.)
#7/	F23	W	120-76		at West Texas A&M
#7/	F25	W	87-73		Creighton
#7/	F28	W	106-64		Loyola (La.)
#7/	M4	W	90-80		at Air Force

NCAA Tournament Midwest Region First Round – Fort Collins, Colo.

#7/	M11	W	59-58		vs. New Mexico State
-----	-----	---	-------	--	----------------------

NCAA Tournament Midwest Regional – Lawrence, Kan.

#7/	M17	W	66-53		at #3/ Kansas
-----	-----	---	-------	--	---------------

#7/	M19	W	83-75		vs. SMU
-----	-----	---	-------	--	---------

NCAA Tournament Final Four – Louisville, Ky.

#7/	M24	L	58-73		vs. #1/ UCLA
-----	-----	---	-------	--	--------------

#7/	M25	W	84-62		vs. #4/ North Carolina
-----	-----	---	-------	--	------------------------

- 1 – Bluebonnet Classic (Houston);
- 2 – Holiday Tournament (Jonesboro, Ark.);
- Home games played at Delmar Field House (Houston)

1967-68 (31-2)

Head Coach Guy V. Lewis

Captains: Elvin Hayes, Don Chaney

• NCAA Final Four

• Final Rankings: 1st (AP) • 1st (UPI)

#2/	D2	W	110-79		Sacramento State
#2/	D4	W	90-75		Abilene Christian
#2/	D7	W	121-88		North Dakota State
#2/	D9	W	54-46		at Illinois
#2/	D13	W	86-61		George Washington (1)
#2/	D14	W	113-67		Montana State (1)
#2/	D16	W	102-69		BYU
#2/	D18	W	103-65		Minnesota
#2/	D22	W	81-76		at Arizona
#2/	D23	W	94-85		at UNLV
#2/	D28	W	69-52		vs. Bradley (2)
#2/	D29	W	77-65		vs. Marquette (2)
#2/	D30	W	45-43		vs. North Texas (2)
#2/	J2	W	91-65		Michigan
#2/	J6	W	118-81		Centenary
#2/	J13	W	98-53		West Texas A&M
#2/	J20	W	71-69		#1/ UCLA (3)
#1/	J27	W	112-79		Lamar
#1/	J29	W	108-76		Fairfield
#1/	F1	W	102-93		vs. Marshall (4)



ALL-TIME RESULTS

RECORDS

#1/	F10	W	107-56	at Centenary
#1/	F15	W	106-64	Miami (Fla.)
#1/	F17	W	106-82	Air Force
#1/	F22	W	130-75	UT Arlington
#1/	F24	W	158-81	Valparaiso
#1/	F26	W	105-82	at Hardin-Simmons
#1/	M2	W	120-79	Virginia Tech
#1/	M4	W	107-76	at West Texas State
NCAA Tournament Midwest Region First Round – Salt Lake City, Utah				
#1/	M9	W	94-76	vs. Loyola (Ill.)
NCAA Tournament Midwest Regional – Wichita, Kan.				
#1/	M15	W	91-75	vs. #9/ Louisville
#1/	M16	W	103-68	vs. TCU
NCAA Tournament Final Four – Los Angeles				
#1/	M22	L	69-101	vs. #2/ UCLA
#1/	M23	L	85-89	vs. Ohio State

1 – Bluebonnet Classic (Houston); 2 – Rainbow Classic (Honolulu);
 3 – "Game of the Century" (played at Houston Astrodome)
 4 – Played in New York (Madison Square Garden);
 Home games played at Delmar Field House (Houston)

1968-69 (16-10)

Head Coach Guy V. Lewis

Captains: Ken Spain, Theodis Lee

#8/	N30	W	92-71	Southern Miss
#8/	D2	W	80-60	Pepperdine
#6/	D5	W	85-64	Arizona
#6/	D7	L	64-65	at USC
#12/	D13	L	50-75	vs. #16/ Santa Clara (1)
#12/	D14	W	98-75	vs. BYU (1)
#12/	D16	W	87-84 (OT)	Kansas State
#20/	D21	L	84-97	Illinois
#20/	D23	W	91-80	Bowling Green
#20/	D27	W	94-66	Portland (2)
#20/	D28	W	87-67	San Francisco (2)
D30	L	87-95 (OT)	vs. Iowa (3)	
D31	W	87-66	vs. Western Kentucky (3)	
J4	L	76-86	West Texas A&M	
J11	W	82-64	Centenary	
J13	L	65-71	at Lamar	
J18	L	64-100	at #1/ UCLA	
J25	L	66-71	at Centenary	
J28	W	85-71	Texas A&M	
F1	W	89-82	Notre Dame (4)	
F6	W	118-97	UNLV	
F8	W	82-65	UT Arlington	
F13	W	91-70	St. Mary's (Texas)	
F20	W	95-71	Lamar	
F22	L	66-69	Seattle	
M1	L	68-74	at Virginia Tech	

1 – Cable Car Classic (San Francisco); 2 – Bluebonnet Classic (Houston);
 3 – Sugar Bowl Classic (New Orleans);
 4 – Played at Houston Astrodome
 Home games played at Delmar Field House (Houston)

1969-70 (25-5)

Head Coach Guy V. Lewis

Captains: Ollie Taylor, Melvin Bell, Tom Gribben
 • NCAA Midwest Regional

#20/	D1	W	89-72	Louisiana-Lafayette
#20/	D4	W	88-70	UT Arlington
#20/	D6	W	70-64	Centenary
D12	W	112-82	Nebraska (1)	
D13	W	74-66	Kent State (1)	
D15	W	116-91	Loyola-Marymount	
#19/	D17	W	91-76	#11/ Santa Clara
#19/	D20	W	77-73	#13/ USC

#19/	D22	W	76-69	Long Beach State
#8/	D29	L	63-85	vs. Santa Clara (2)
#8/	D30	W	98-85	vs. UC Santa Barbara (2)
#8/	J3	W	116-84	at Hawai'i
#11/	J10	W	91-83	West Texas A&M
#7/	J24	L	66-76	at St. Mary's (Texas)
#12/	J27	W	92-88	at Seattle
#12/	J30	W	82-69	at Montana State
#12/	J31	L	84-91	at Utah State
#16/	F5	W	118-77	St. Mary's (Texas)
#16/	F7	W	78-77 (2OT)	Creighton
#15/	F12	W	109-92	Hardin-Simmons
#15/	F14	W	118-98	Miami (Fla.)
#15/	F19	W	99-80	Loyola (La.)
#15/	F21	W	97-72	at Centenary
#15/	F26	W	102-84	at UT Arlington
#15/	F28	W	128-90	South Alabama
#15/	M2	W	96-80	at West Texas A&M
#13/	M4	W	62-58	at Creighton
NCAA Tournament Midwest Regional – Lawrence, Kan.				
#13/	M7	W	71-64	vs. Dayton
#12/	M12	L	87-92	vs. #14 Drake
#12/	M14	L	98-107	vs. Kansas State

1 – Bluebonnet Classic (Houston);
 2 – UNLV Invitational (Las Vegas, Nev.)

1970-71 (22-7)

Head Coach Guy V. Lewis

Captains: Dwight Davis, Poo Welch
 • NCAA Midwest Regional

#17/	D3	W	81-68	Northwestern State
#17/	D5	L	58-79	at Tennessee
#17/	D7	W	61-60	at Florida
D11	W	91-60	Tulane (1)	
D12	W	81-68	#18/ Oregon (1)	
D18	W	99-84	vs. #10/ Villanova (2)	
D19	L	73-89	at #12/ Kansas (2)	
D21	W	79-76	Auburn	
D29	W	68-65	vs. #10/ Tennessee (3)	
D30	L	64-77	at #4/ USC (3)	
J4	W	106-80	Dayton	
J6	W	83-76	Creighton	
J9	W	90-71	West Texas A&M	
J13	W	106-88	at Lamar	
J16	W	80-69	at Centenary	
J20	W	130-73	UNLV	
J23	W	73-71	at Kansas State	
J25	W	80-69	Centenary	
#18/	F4	W	81-75	at Long Island
#18/	F6	W	93-92	Seattle
#18/	F13	L	89-92	at Loyola (La.)
F20	W	99-93	at Miami (Fla.)	
F22	L	71-88	at #7/ South Carolina	
F25	W	93-74	Lamar	
F27	W	83-82	#9/ Jacksonville	
M1	L	77-86	at West Texas A&M	

NCAA Tournament Midwest Regional – Houston
 #18/ M13 W 77-69 New Mexico State
NCAA Tournament Midwest Regional – Wichita, Kan.
 #14/ M18 L 77-78 vs. #4/ Kansas
 #14/ M20 W 119-106 vs. #12/ Notre Dame

1 – Bluebonnet Classic (Houston);
 2 – Jayhawk Classic (Lawrence, Kan.); 3 – Trojan Classic (Los Angeles)

1971-72 (20-7)

Head Coach Guy V. Lewis

Captain: Dwight Davis
 • NCAA Midwest Regional

#7/	D1	W	87-67	at Stanford
#7/	D2	L	81-82	at California
#7/	D4	W	67-65	Tennessee
#7/	D6	L	88-97	at Louisiana-Lafayette (1)
#12/	D10	L	97-98	#17/ Arizona State
#12/	D11	W	88-76	#17/ Arizona State
#14/	D20	W	84-73	Washington State
D27	W	100-66	LSU (2)	
D28	W	106-73	Michigan State (2)	
J3	L	69-73	at Dayton	
J6	W	70-66	Colorado	
J8	W	101-73	vs. Rice (3)	
J16	L	79-86	at #12/ Florida State	
J17	W	115-84	at Southern Miss	
J27	W	102-63	Southern Miss	
J29	W	104-79	Long Island	
F4	W	94-86	#12/ Florida State	
F7	W	98-69	Denver	
F10	W	100-83	Centenary	
F14	W	104-86	Loyola (La.)	
F17	W	93-82	at Centenary	
F19	W	95-85	#7/ South Carolina	
#16/	F24	W	105-81	Corpus Christi State
#16/	F26	W	96-79	Houston Baptist
#16/	F28	L	108-110 (OT)	at Jacksonville
#13/	M4	W	94-91	at Denver
NCAA Tournament Midwest Regional – Las Cruces, N.M.				
#19/	M11	L	74-85	vs. Texas

1 – Later won by forfeit; 2 – Bluebonnet Classic (Houston);
 3 – Played at Houston Astrodome
 Home games played at Hofheinz Pavilion (Houston)

1972-73 (23-4)

Head Coach Guy V. Lewis

Captains: Jerry Bonney, Steve Newsome
 • NCAA Midwest Regional

Final Rankings: 13th (AP) • 18th (UPI)

#15/	N24	W	92-71	New Orleans
#15/	N27	W	104-77	Southern Miss
#15/	D1	W	72-60	at Washington State
#15/	D2	L	61-65	at Seattle
#15/	D4	W	77-71	at Colorado
#20/	D9	W	114-73	Xavier
#20/	D11	W	59-47	St. Mary's (Texas)
#16/	D16	W	79-75	California
#13/	D28	L	72-75	vs. #15/ Indiana (1)
#13/	D29	W	115-102	vs. SMU (1)
#10/	J5	W	130-84	West Texas A&M (2)
#10/	J6	W	114-85	Texas A&M (2)
#10/	J10	W	86-82	Baylor
#12/	J16	W	96-77	at Rice
#11/	J27	W	104-94	UNLV
#11/	F1	W	89-85	Centenary
#11/	F2	W	90-85	Cincinnati
#11/	F8	W	96-75	Houston Baptist
#11/	F10	W	82-80	#13/ Louisiana-Lafayette
#7/	F15	W	82-70	Corpus Christi State
#7/	F17	L	77-78	at Creighton
#9/	F22	W	116-57	Trinity
#9/	F24	W	76-75	#20/ Jacksonville
#8/	F26	W	94-75	Samford
#8/	M2	W	90-89	at Centenary
#8/	M5	W	116-72	Rice



ALL-TIME RESULTS

RECORDS

NCAA Tournament Midwest Regional – Wichita, Kan.
#7/ M10 L 89-102 #14/ Louisiana-Lafayette (3)

1 – Sun Bowl Classic (El Paso, Texas);
2 – Bluebonnet Classic (Houston); 3 – Later won by forfeit

1973-74 (17-9)

Head Coach Guy V. Lewis

Captains: Sidney Edwards, Donnell Hayes

#14/ D1	L	74-97	at #5/ North Carolina
#14/ D3	L	81-87	at #9/ Louisville
#14/ D6	W	119-71	Wabash College
#14/ D8	W	97-73	Florida
#14/ D10	L	73-75	Texas Tech
D21	L	78-92	at #16/ USC
D22	W	90-75	at Nevada
D26	W	85-66	vs. Virginia Tech (1)
D28	L	108-118	vs. Oral Roberts (1)
D29	W	95-84	vs. Rutgers (1)
J4	W	96-79	Denver (2)
J5	W	79-74	Florida State (2)
J10	W	74-70	Baylor
J12	W	95-86	at Rice
J17	L	83-91	at Centenary
J19	W	88-58	West Texas A&M
J26	W	75-72	at UNLV
F2	W	102-81	Lamar
F9	L	73-84	at Cincinnati
F14	W	99-63	Biscayne
F16	W	85-83	Louisiana-Monroe
F21	W	101-86	Houston Baptist
F23	W	105-89	Centenary
M2	L	86-104	#14/ South Carolina
M4	L	80-83	at Jacksonville
M7	W	107-62	Rice

1 – All-College Tournament (Oklahoma City, Okla.);
2 – Bluebonnet Classic (Houston)

1974-75 (16-10)

Head Coach Guy V. Lewis

Captains: Maurice Presley, Louis Dunbar

D2	L	87-91	#8/ Louisville
#20/ D7	L	87-96	#9/ North Carolina
#20/ D9	W	80-71	at West Texas A&M
D16	L	96-97	#6/ USC
D21	L	90-91	Kansas State
D29	L	88-105	vs. #7/ Alabama (1)
D30	L	80-89	vs. Furman (1)
J3	W	105-96	Hawai'i (2)
J4	W	92-72	Texas A&M (2)
J6	W	86-85	Dayton
J11	W	91-70	Rice
J13	L	82-86	at Texas Tech
J17	L	74-85	at St. Mary's (Texas)
J18	W	99-98	Mercer
J25	W	103-74	Nevada
J27	W	74-68	#15/ Stanford
F1	W	90-84	#19/ South Carolina
F5	W	113-93	Texas Lutheran
F8	L	83-103	Cincinnati
F10	W	99-93	at Biscayne
F15	W	115-85	Southern Miss
F19	W	90-77	St. Mary's (Texas)
F22	W	103-77	Lamar
F25	W	117-84	Houston Baptist
M1	L	101-121	at Bowling Green
M11	W	82-73	at Rice

1 – Sugar Bowl Classic (New Orleans);
2 – Bluebonnet Classic (Houston)

1975-76 (17-11 • 7-9 SWC)

Head Coach Guy V. Lewis

Captains: David Marrs, Otis Birdsong

D6	W	74-63	Cal Poly
D9	W	120-86	Texas A&I
D13	W	87-78	St. Mary's (Texas)
D20	W	96-72	Louisiana Tech
D27	W	72-68	at Dayton
D29	L	92-116	at #12/ UNLV (1)
D30	W	90-87	vs. #20/ LaSalle (1)
J2	W	78-59	Houston Baptist (2)
J3	W	94-73	#19/ San Francisco (2)
J6	L	47-92	* at Arkansas
J10	W	87-59	* Rice
J12	W	72-71	* Arkansas
J14	L	70-88	* at TCU
J17	W	63-58	* Texas
J20	L	67-74	* at Texas A&M
J24	W	79-73	* Baylor
J26	L	75-87	* at SMU
J31	L	54-57	* Texas Tech
F3	W	91-71	Houston Baptist
F7	W	99-79	* at Rice
F10	W	103-95	* TCU
F14	L	86-95	* at Texas
F17	L	80-94	* #20/ Texas A&M
F21	L	72-79	* at Baylor
F24	W	100-98	* SMU
F26	L	85-93	* at Texas Tech
SWC Classic – Waco, Texas			
F28	W	88-86	at Baylor
SWC Classic – Dallas, Texas			
M4	L	69-80	vs. Texas Tech

1 – Holiday Classic (Las Vegas, Nev.); 2 – Bluebonnet Classic (Houston)

1976-77 (29-8 • 13-3 SWC)

Head Coach Guy V. Lewis

Captains: Jim Perry, Otis Birdsong

• NIT Runner-Up

N28	W	96-69	Texas Lutheran
D1	W	101-92	at Lamar
D3	W	104-64	Biscayne
D6	L	85-100	at #10/ San Francisco
D11	W	124-67	Trinity
D13	W	103-83	Lamar
D17	W	100-78	Nevada (1)
D18	W	77-62	UC Santa Barbara (1)
D27	W	69-66	vs. Illinois (2)
D29	W	101-74	at Hawai'i (2)
D30	L	81-86	vs. #3/ San Francisco (2)
J2	L	83-96	at #8/ UCLA
J6	W	111-79	Houston Baptist
J8	L	70-81	* at #18/ Arkansas
J12	W	106-56	* Rice
J15	W	78-74	* at TCU
J18	W	95-81	* Texas
J22	W	78-71	* at Texas A&M
J24	W	111-89	* Baylor
J27	L	83-84 (OT)	* at Texas Tech
J29	W	103-102	* at SMU
F1	W	94-87	* Texas Tech
F5	L	80-82	* #14/ Arkansas
F8	W	109-73	* at Rice
F10	W	115-83	* SMU
F12	W	114-74	* TCU
F15	W	95-84	* at Texas
F19	W	116-83	* Texas A&M
F23	W	78-76	* at Baylor

SWC Classic – Houston

F26 W 111-67

TCU

SWC Classic – Houston

M3 W 96-77

vs. Texas A&M

M4 W 94-83

vs. Texas Tech

M5 L 70-84

vs. #7/ Arkansas

NIT – Houston

M9 W 83-82

Indiana State

NIT – New York

M14 W 91-90 (OT)

vs. Illinois State

M17 W 82-76

vs. #11/ Alabama

M20 L 91-94

vs. St. Bonaventure

1 – Bluebonnet Classic (Houston); 2 – Rainbow Classic (Honolulu)

1977-78 (25-8 • 11-5 SWC)

Head Coach Guy V. Lewis

Captains: Charles Thompson, Cecile Rose

• NCAA Midwest Regional

• SWC Tournament Champions

• Final Rankings: 14th (AP) • 16th (UPI)

N28	W	85-81	Texas-Pan American
D1	W	88-87	at Auburn
D3	W	96-72	Louisiana-Lafayette
D7	W	118-69	Texas Lutheran
D9	L	80-81	at Arizona
D10	L	78-79	at Arizona State
D12	W	133-98	Southwestern
D16	W	100-75	Xavier (1)
D17	W	137-94	North Texas (1)
D21	W	104-68	at Hawai'i
D23	W	110-83	at Hawai'i-Hilo
J5	W	103-51	Houston Baptist
J8	L	65-84	* at #3/ Arkansas
J10	L	89-100	* Texas
J12	W	80-73	* at Texas A&M
J14	W	79-63	* at TCU
J17	W	100-89	* Baylor
J21	W	96-74	* Rice
J23	L	75-76	* at SMU
J28	W	84-71	* Texas Tech
J30	L	72-73	* at #15/ Texas
F1	W	93-55	* TCU
F4	W	94-89	* Texas A&M
F7	L	69-70	* at Baylor
F11	W	87-62	* at Rice
F13	W	95-55	* SMU
F15	W	81-77	* at Texas Tech
F18	W	84-75	* #1/ Arkansas

SWC Classic – Houston

F25 W 108-67

Rice

SWC Classic – Houston

M2 W 93-82

vs. Texas Tech

M3 W 70-69

vs. #4/ Arkansas

M4 W 92-90

vs. #12/ Texas

NCAA Tournament Midwest Regional – Tulsa, Okla.

#14/ M12 L 77-100 vs. #10/ Notre Dame

1 – Bluebonnet Classic (Houston)

1978-79 (16-15 • 6-10 SWC)

Head Coach Guy V. Lewis

Captains: Ken Ciolli, George Walker

N27	L	73-77	Nevada
N30	L	80-88	at #12/ USC
D4	W	120-60	St. Mary's (Texas)
D6	W	102-86	Hardin-Simmons
D15	W	107-95	Texas-Pan American (1)



ALL-TIME RESULTS

RECORDS

D16	W	105-92	Louisiana-Lafayette (1)
D20	W	89-79	at Texas-Pan American
D23	W	100-85	at Alaska-Anchorage
D25	W	94-81	at Alaska-Anchorage
D29	L	67-80	at Minnesota (2)
D30	L	77-84	vs. BYU (2)
J3	W	111-79	Texas Lutheran
J6	L	61-62	*#14/ Arkansas
J8	L	57-75	*Texas
J10	L	43-69	*#11/ Texas A&M
J13	W	95-66	*TCU
J16	L	77-85	*at Baylor
J20	W	101-75	*at Rice
J22	W	82-78	*SMU
J24	L	68-70	*at Texas Tech
J28	L	53-79	* at #17/ Texas
J30	L	71-77	* at TCU
F3	L	58-66	* at #12/ Texas A&M
F6	L	77-80	*Baylor
F10	W	75-72	*Rice
F12	W	101-94	*at SMU
F15	W	103-89	*Texas Tech
F17	L	58-78	* at #11/ Arkansas

SWC Classic – Houston

F24	W	74-67	SMU
------------	----------	--------------	------------

SWC Classic – Houston

M1	W	83-82	vs. Baylor
M2	L	65-70	vs. #14/ Texas

1 – Bluebonnet Classic (The Summitt, Houston);
2 – Pillsbury Classic (Minneapolis, Minn.)

1979-80 (14-14 • 8-8 SWC)

Head Coach Guy V. Lewis

Captains: Kenneth Williams, Byron Gibson

N30	W	74-72	Arizona
D3	L	65-78	Arizona State
D5	L	82-83	Texas A&I
D11	W	126-78	Texas Lutheran
D15	W	83-80 (OT)	at New Mexico (1)
D16	L	75-78	vs. #16/ Georgetown (1)
D21	W	99-89	Niagara (2)
D22	L	85-86 (OT)	USC (2)
D28	L	65-78	at UTEP (3)
D29	W	83-75	vs. Alabama (3)
J3	W	78-70	* Rice
J5	L	70-77	* at Texas Tech
J8	L	73-99	* Texas
J12	W	96-81	* SMU
J19	L	57-60	* at Arkansas
J22	L	69-71	* at TCU
J26	W	82-71	* Baylor
J28	L	79-92	* at Texas A&M
J30	W	75-63	* Texas Tech
F2	W	71-70	* at SMU
F4	L	82-84	* at Texas
F9	W	90-84 (30T)	* Arkansas
F12	W	87-59	* TCU
F16	W	60-58	* at Baylor
F19	L	74-81	* at Rice
F22	L	72-82	* Texas A&M

SWC Postseason Classic – Houston

F25	W	92-80	Rice
------------	----------	--------------	-------------

SWC Postseason Classic – San Antonio, Texas

F28	L	47-67	vs. Texas
-----	---	-------	-----------

1 – Cage Classic (Albuquerque, N.M.);
2 – Bluebonnet Classic (The Summitt, Houston);
3 – Sun Carnival Tournament (El Paso, Texas)

1980-81 (21-9 • 10-6 SWC)

Head Coach Guy V. Lewis

Captain: By Game

• NCAA East Regional

• SWC Tournament Champions

N28	W	112-86	Texas A&I
D1	W	71-54	USC
D6	L	74-76	at Biscayne
D9	W	93-84	Texas Wesleyan
D13	W	84-70	Texas-Pan American
D16	W	94-81	Pepperdine
D19	W	88-58	Army (1)
D20	W	70-61	Wyoming (1)
D23	W	86-71	Nevada
D27	L	78-79	at Alaska-Anchorage
J3	W	62-57	* at Rice
J6	W	73-70	* Texas Tech
J10	W	91-71	* at Texas
J13	L	70-72 (30T)	* at SMU
J17	W	70-64	* Lamar
J19	W	57-54	* Arkansas
J24	W	68-59	* TCU
J26	W	53-51	* at Baylor
J28	W	76-71	* Texas A&M
J31	L	70-81	* at Texas Tech
F3	W	79-64	* SMU
F7	W	75-59	* Texas
F14	L	55-70	* at Arkansas
F17	L	77-78 (40T)	* at TCU
F21	L	68-70	* Baylor
F24	W	63-55	* Rice
F28	L	77-78	* at Texas A&M

SWC Classic – San Antonio, Texas

M6	W	73-53	vs. TCU
M7	W	84-59	vs. Texas

NCAA Tournament East Regional – Charlotte, N.C.

M13	L	72-90	vs. Villanova
-----	---	-------	---------------

1 – Kettle Classic (Houston)

1981-82 (25-8 • 11-5)

Head Coach Guy V. Lewis

Captains: Lynden Rose, Eric Davis

• NCAA Final Four

• NCAA Midwest Regional Champions

N30	W	84-73	West Texas A&M
D4	L	85-87 (OT)	at Seton Hall
D6	W	106-74	Biscayne
D8	W	145-78	Texas Lutheran
D12	W	105-69	UTSA
D15	W	74-68	UC Santa Barbara
D18	W	96-49	Mississippi State (1)
D19	W	62-52	#6/ Iowa (1)
#18/ D28	W	59-58	vs. Purdue (2)
#18/ D29	W	73-69	vs. LSU (2)
#18/ J4	W	63-61	*Rice
#14/ J9	W	78-68	* at Texas Tech
#10/ J12	L	83-95	*#19 Texas
#10/ J16	L	66-67	*SMU
#19/ J23	L	66-67	* at #15/ Arkansas
J26	L	82-85	* at TCU
J30	W	99-78	* Baylor
F1	L	77-95	* at Texas A&M
F3	W	83-80	* Texas Tech
F6	W	73-71 (OT)	* at SMU
F8	W	77-63	* at #12/ Texas
F13	W	55-53	* #8/ Arkansas
F16	W	74-65	* TCU
F20	W	78-74	* at Baylor
F23	W	75-69	* at Rice

F27	W	96-93	* Texas A&M
------------	----------	--------------	------------------------

SWC Classic – Dallas, Texas

M5	W	89-76	vs. Texas A&M
M6	L	69-84	vs. #14/ Arkansas

NCAA Tournament Midwest Regional – Tulsa, Okla.

M11	W	94-84	vs. Alcorn State
M13	W	78-74	vs. #10/ Tulsa

NCAA Tournament Midwest Regional – St. Louis, Mo.

M19	W	79-78	vs. #5/ Missouri
M21	W	99-92	vs. Boston College

NCAA Tournament Final Four – New Orleans

M27	L	63-68	vs. #1/ North Carolina
-----	---	-------	------------------------

1 – Kettle Classic (Houston); 2 – Sugar Bowl Classic (New Orleans)

1982-83 (31-3 • 16-0 SWC)

Head Coach Guy V. Lewis

Captains: David Bunce, Larry Micheaux, David Rose,

Bryan Williams

• NCAA National Runner-Up

• NCAA Final Four

• NCAA Midwest Regional Champions

• SWC Champions

• SWC Tournament Champions

• Final Rankings: 1st (AP) • 1st (UPI)

#14/ N26	W	104-63	Arizona (1)
#14/ N28	W	106-72	Lamar (1)
#11/ D1	W	74-65	Mississippi State
#11/ D4	W	78-59	at Biscayne
#9/ D8	W	77-65	Auburn
#9/ D11	L	87-92	at Syracuse
#14/ D16	L	63-72	vs. #1/ Virginia (2)
#14/ D17	W	82-57	vs. Utah (2)
#19/ D27	W	93-92	at Pepperdine
#18/ J2	W	112-58	Pacific
#19/ J4	W	84-61	* Texas A&M
#19/ J8	W	105-71	* SMU
#19/ J10	W	79-78	Louisiana-Lafayette
#16/ J12	W	54-51	* at TCU
#16/ J15	W	77-52	* at Texas
#16/ J17	W	98-73	* Texas Tech
#14/ J22	W	75-60	* #4/ Arkansas
#9/ J26	W	76-40	* at Rice
#8/ F2	W	86-69	* Baylor
#8/ F5	W	86-66	* at Texas A&M
#6/ F9	W	85-68	* at SMU
#6/ F12	W	74-66	* TCU
#4/ F15	W	106-63	* Texas
#4/ F19	W	84-75	* at Texas Tech
#2/ F26	W	86-52	* Rice
#1/ M3	W	74-66	* at #5/ Arkansas
#1/ M5	W	93-64	* at Baylor

SWC Classic – Dallas, Texas

#1/ M11	W	75-59	vs. SMU
#1/ M12	W	62-59	vs. TCU

NCAA Tournament Midwest Regional – Houston

#1/ M19	W	60-50	vs. Maryland
---------	---	-------	--------------

NCAA Tournament Midwest Regional – Kansas City, Mo.

#1/ M25	W	70-63	vs. #17/ Memphis
#1/ M27	W	89-71	vs. #13/ Villanova

NCAA Tournament Final Four – Albuquerque, N.M.

#1/ A2	W	94-81	vs. #2/ Louisville
--------	---	-------	--------------------

NCAA Tournament National Championship – Albuquerque, N.M.

#1/ A4	L	52-54	vs. #16/ NC State
--------	---	-------	-------------------

1 – Kettle Classic (Houston); 2 – Suntory Classic (Tokyo)



1983-84 (32-5 • 15-1 SWC)

Head Coach Guy V. Lewis

Captains: Hakeem Olajuwon, Michael Young

• NCAA National Runner-Up

• NCAA Final Four

NCAA Midwest Regional Champions

• SWC Champions

• SWC Tournament Champions

• Final Rankings: 5th (AP) • 5th (UPI)

#3/4	N19	L	64-76	vs. NC State (1)
#3/4	N26	W	91-76	#17/19 Kansas
#8/	N30	W	68-62	at Mississippi State
#8/	D3	W	69-51	Biscayne
#6/6	D6	W	100-91	at #9/9 LSU
#6/6	D10	W	71-55	St. Mary's (Texas)
#3/3	D16	W	92-71	Stetson (2)
#3/3	D17	W	65-40	Princeton (2)
#3/3	D19	W	129-65	Texas Lutheran
#3/3	D21	W	89-79	at UC Santa Barbara
#3/3	D25	W	76-73	vs. #10/8 Louisville (3)
#3/3	D26	L	61-68	vs. Fresno State (3)
#7/5	J5	W	60-59	* at SMU
#7/5	J7	W	81-67	* TCU
#7/5	J10	W	69-58	* Texas
#7/5	J12	W	88-66	* at Texas Tech
#7/5	J14	W	70-64	* at Texas A&M
#4/5	J20	W	72-42	* Rice
#4/5	J22	L	67-74	at #3/3 Kentucky
#7/6	J28	W	84-58	* at Baylor
#6/5	F2	W	87-65	* Texas A&M
#6/5	F4	W	76-57	* SMU
#6/5	F9	W	76-60	* at TCU
#5/4	F11	W	74-63	* at Texas
#4/4	F16	W	78-53	* Texas Tech
#4/4	F18	W	74-65	Virginia
#3/3	F22	W	70-54	* Rice
#3/3	F26	W	64-61	* #11/11 Arkansas
#2/2	F29	W	80-65	* Baylor
#2/2	M4	L	68-73	* at #12/12 Arkansas

SWC Classic – Houston

#5/5	M10	W	53-50	vs. Rice
#5/5	M11	W	57-56	vs. #8/8 Arkansas

NCAA Tournament Midwest Regional – Memphis, Tenn.

#5/5	M17	W	77-69	vs. Louisiana Tech
------	-----	---	-------	--------------------

NCAA Tournament Midwest Regional – St. Louis, Mo.

#5/5	M23	W	78-71	vs. #16/ Memphis
#5/5	M25	W	68-63	vs. #19/ Wake Forest

NCAA Tournament Final Four – Seattle, Wash.

#5/5	M31	W	49-47 (OT)	vs. Virginia
------	-----	---	------------	--------------

NCAA Tournament National Championship – Seattle, Wash.

#5/5	A2	L	75-84	vs. #2/2 Georgetown
------	----	---	-------	---------------------

1 – Hall of Fame Classic (Springfield, Mass.);

2 – Kettle Classic (Houston); 3 – Chaminade Classic (Honolulu)

1984-85 (16-14 • 8-8 SWC)

Head Coach Guy V. Lewis

Captains: Eric Dickens, Reid Gettys

• NIT Participant

N24	W	85-62	Concordia Lutheran
N26	W	69-53	St. Mary's (Texas)
N30	L	70-86	South Alabama (1)
D1	W	73-64	Campbell (1)
D4	W	93-81	Southwestern
D8	W	81-73	#13/ LSU
D15	L	75-87	at #18/ Kansas
D21	W	88-63	Portland (2)
D22	W	66-63	St. Mary's (Calif.) (2)

D28	W	100-77	BYU-Hawai'i
J3	W	83-74	* at TCU
J5	L	58-61	* at Texas
J9	W	83-74	* Texas Tech
J12	L	58-69	at #13/ DePaul
J16	W	77-73	* at Rice
J19	W	78-73	* Arkansas
J24	W	81-77	* Baylor
J27	L	69-71	* at Texas A&M
J30	L	78-85	* at #2/ SMU
F1	L	80-85	* TCU
F3	L	76-77	#5/ Illinois
F6	W	94-80	* Texas
F10	L	80-91	* Texas Tech
F17	W	96-91	* Rice
F20	L	59-73	* Arkansas
F23	L	84-88	* at Baylor
F27	L	77-81	* Texas A&M
M3	W	79-76	* #9/ SMU

SWC Classic – Dallas, Texas

M8	L	72-84	vs. #13/ SMU
----	---	-------	--------------

NIT – Beaumont, Texas

M15	L	71-78	at Lamar
-----	---	-------	----------

1 – IPTAY Tournament (Clemson, S.C.); 2 – Kettle Classic (Houston)

1985-86 (14-14 • 8-8)

Head Coach Guy V. Lewis

Captains: Alvin Franklin, Renaldo Thomas


N23	L	77-92	vs. Virginia (1)
N29	W	100-73	Texas Wesleyan
D5	W	104-59	at UTSA
D7	W	76-65	St. Mary's (Texas)
D12	L	78-84	#18/ DePaul
D14	L	92-102	#10/ Illinois
D18	W	92-82	BYU-Hawai'i
D21	W	96-86	Long Beach State
D27	L	74-80	at Toledo (2)
D28	W	75-64	vs. Detroit (2)
J2	L	68-70	* Texas
J4	L	68-69 (OT)	* at Texas Tech
J11	L	68-71	* Rice
J15	W	87-85 (OT)	* at Arkansas
J18	W	79-58	* at Baylor
J22	W	76-70	* Texas A&M
J25	W	71-66	* SMU
J29	L	49-53	* at #16/ TCU
F1	L	63-79	* at Texas
F5	L	91-92 (2OT)	* Texas Tech
F12	W	71-69	* at Rice
F15	W	93-83	* Arkansas
F20	W	77-70	* Baylor
F22	L	59-76	#16/ Louisville
F24	L	75-82	* at Texas A&M
F26	L	71-78	* at SMU
M1	W	85-83 (OT)	* #15/ TCU

SWC Classic – Dallas, Texas

M7	L	62-78	vs. Texas
----	---	-------	-----------

1 – Played at Capital Centre (Landover, Md.);

2 – Blade Classic (Toledo, Ohio)



PAT FOSTER
1986-93
142-73 (.660)

1986-87 (18-12 • 9-7 SWC)

Head Coach Pat Foster

Captains: Greg Anderson, Rickie Winslow

• NCAA Southeast Regional

N28	W	80-68	St. Mary's (Texas)
D1	W	86-72	Minnesota
D5	W	78-69	vs. Mississippi Valley State (1)
D6	W	83-66	at Arizona State (1)
D8	L	65-71	at Long Beach State
D13	W	83-75	New Orleans
D20	L	66-68	at West Texas A&M
D28	L	60-63	vs. Villanova (2)
D29	W	73-72	vs. Vanderbilt (2)
J3	W	68-45	* Texas Tech
J5	W	87-37	Texas-Pan American
J10	W	71-36	* at Rice
J17	W	60-55	* Arkansas
J19	L	45-57	* at Texas A&M
J21	W	75-65	* at SMU
J24	L	56-62	* #19/ TCU
J26	L	62-67	* Baylor
J28	W	65-59	* Texas
J31	L	55-56 (OT)	* at Texas Tech
F3	W	75-51	Louisiana-Lafayette
F7	W	76-62	* Rice
F11	W	57-54	* at Arkansas
F14	L	57-63 (OT)	* at Baylor
F18	W	67-46	* Texas A&M
F22	L	73-79	* SMU
F25	W	84-65	* at #15/ TCU
F28	L	64-65	* at Texas

SWC Classic – Dallas, Texas

M6	W	59-49	vs. Texas
M7	L	52-54	vs. Baylor

NCAA Tournament Southeast Regional – Atlanta, Ga.

M13	L	55-66	vs. #20/ Kansas
-----	---	-------	-----------------

1 – Kactus Classic (Tempe, Ariz.); 2 – Sugar Bowl Classic (New Orleans)

1987-88 (18-13 • 10-6)

Head Coach Pat Foster

Captains: Rolando Ferreira, Richard Hollis

• NIT Participant

N27	W	85-71	Sam Houston State
D5	W	65-59	at Texas-Pan American
D7	W	80-72	Arkansas State
D12	L	69-89	#17/ UNLV
D17	L	60-65	at Minnesota
D20	W	91-88	vs. Drexel (1)
D21	W	71-67	at Lamar (1)
J2	L	63-65	* at Texas
J6	L	64-71	at New Orleans
J9	W	72-67	* Texas Tech
J13	L	101-102 (2OT)	at Louisiana-Lafayette
J17	W	77-57	* at TCU
J19	L	65-69	* SMU
J24	W	67-63	* Texas A&M
J27	L	59-77	* at Baylor
J30	L	62-71	* at Arkansas
F3	W	84-67	* Rice



ALL-TIME RESULTS

RECORDS

F6	L	69-73	at Louisville
F7	W	81-58	Virginia
F10	W	72-68	* at Texas Tech
F13	W	62-51	* Texas
F17	W	66-47	* TCU
F20	L	84-87 (OT)	* at SMU
F24	W	73-70	* at Texas A&M
F27	L	73-88	* Baylor
M3	W	82-77	* Arkansas
M5	W	81-65	* at Rice

SWC Classic – Dallas, Texas

M11	W	72-57	vs. Texas
M12	L	76-98	vs. SMU

NIT First Round – Houston

M17	W	69-67	Fordham
-----	---	-------	---------

NIT Second Round – Fort Collins, Colo.

M18	L	61-71	at Colorado State
-----	---	-------	-------------------

1 – Spindletop Classic (Beaumont, Texas)

1988-89 (17-14 • 8-8 SWC)

Head Coach Pat Foster

Captain: Richard Hollis

N26	W	89-82	at Iowa State
N30	L	67-100	at UALR
D3	W	69-54	Northeastern
D5	W	96-78	Northwestern State
D10	L	51-54	at Arkansas State
D14	W	75-58	Toledo
D17	W	98-74	Stephen F. Austin
D22	W	112-74	Alcorn State
D28	L	78-87	vs. #17/ Georgia Tech (1)
D29	L	71-75	vs. Tulsa (1)
D30	W	66-64	vs. Yale (1)
J4	W	90-75	* Rice
J7	W	72-63	Texas-Pan American
J11	L	74-76 (OT)	* at Texas Tech
J14	L	86-88	* Texas
J18	L	54-55	* TCU
J21	W	84-83 (OT)	* at SMU
J25	W	71-69	* at Texas A&M
J28	W	81-72	* Baylor
F1	L	87-88	* Arkansas
F5	L	66-67	* at Rice
F11	W	71-67	* Texas Tech
F12	W	85-71	Rhode Island
F15	W	105-96	* at Texas
F18	L	66-82	* at TCU
F19	L	80-89	at Notre Dame
F22	L	85-88	* SMU
F25	W	86-82	* Texas A&M
M1	W	75-59	* at Baylor
M6	L	79-107	* at Arkansas

SWC Classic – Dallas, Texas

M10	L	70-82	vs. Texas A&M
-----	---	-------	---------------

1 – Rainbow Classic (Honolulu)

1989-90 (25-8 • 13-3 SWC)

Head Coach Pat Foster

Captains: Chris Morris, Craig Upchurch

• NCAA Southeast Regional

N16	W	67-66	at Wichita State (1)
N18	L	69-76	at #25/ St. John's (1)
N30	W	102-47	Hawai'i (Loa)
D2	W	109-68	Nevada
D5	W	65-49	DePaul
D9	L	54-72	at Virginia
D13	W	69-54	Stephen F. Austin

D16	L	60-62	at Toledo
D18	W	72-68	at Northeastern
D28	W	82-79	vs. Coastal Carolina (2)
D29	W	87-78	at USF (2)
J3	L	78-82	*#14/ Arkansas
J6	W	84-69	* at Rice
J10	W	83-82	Iowa State
J13	W	83-63	*Texas Tech
J17	W	78-74	* at Baylor
J20	L	63-89	* at TCU
J22	L	89-100	* at #12/ Arkansas
J24	W	64-47	*SMU
J27	W	108-90	*Texas A&M
J30	W	102-93	* at Texas
F7	W	84-67	*Rice
F10	W	93-82	Notre Dame
F14	W	74-71 (OT)	* at Texas Tech
F17	W	83-77	*Baylor
F21	W	82-62	*TCU
F24	W	71-63	* at SMU
F28	W	100-81	* at Texas A&M
M5	W	84-79	*Texas

SWC Classic – Dallas, Texas

M9	W	90-81	vs. Rice
M10	W	89-86	vs. Texas
M11	L	84-96	vs. #9/ Arkansas

NCAA Tournament Southeast Regional – Knoxville, Tenn.

M15	L	66-70	vs. UC Santa Barbara
-----	---	-------	----------------------

1 – Preseason NIT; 2 – Holiday Classic (Tampa, Fla.)

1990-91 (18-11 • 10-6 SWC)

Head Coach Pat Foster

Captain: Darrell Mickens

• NIT Participant

N24	W	98-81	California
N26	W	84-50	at Stephen F. Austin
N30	W	87-72	vs. Iowa State (1)
D1	L	70-74 (OT)	vs. South Carolina (1)
D5	W	85-84	at Saint Louis
D8	W	110-81	North Texas
D15	W	90-78	Texas Southern
D17	W	100-57	Centenary
D27	W	96-63	Illinois-Chicago
D29	L	51-63	vs. #16/ Georgetown (2)
J2	W	87-85	* at Baylor
J6	L	79-95	* at #2/ Arkansas
J9	W	80-73	* Rice
J12	L	62-76	at DePaul
J17	L	84-90	* at Texas
J19	W	73-70	* Texas Tech
J23	W	91-88 (OT)	* TCU
J26	L	75-81	* at SMU
J29	W	77-64	* at Texas A&M
F2	W	86-76	* Baylor
F7	L	74-81	*#2/ Arkansas
F10	L	69-79	* at Rice
F17	W	82-73	*#24/ Texas
F20	W	74-59	* at Texas Tech
F23	L	74-75	* at TCU
F27	W	85-58	* SMU
M2	W	71-68	* Texas A&M

SWC Classic – Dallas, Texas

M8	L	62-65	vs. SMU
----	---	-------	---------

NIT – Palo Alto, Calif.

M13	L	86-93	at Stanford
-----	---	-------	-------------

1 – Tournament of Champions (Charlotte, N.C.);

2 – Played at St. Petersburg, Fla.

1991-92 (25-6 • 11-3 SWC)

Head Coach Pat Foster

Captains: Craig Upchurch, Derrick Daniels

• NCAA Midwest Regional

• SWC Co-Champions

• SWC Tournament Champions

N23	W	79-49	Villanova
N27	L	65-68	#6/ North Carolina
N30	W	89-87	at North Texas
D3	W	72-54	Arkansas State
D6	W	73-51	at UC Irvine (1)
D7	W	80-56	vs. Kent State (1)
D14	W	75-66	at Illinois-Chicago
D19	W	94-67	St. Mary's (Texas)
D21	W	81-75	at California
D30	W	83-67	Cal State Fullerton
J2	L	56-60	at #24/ Louisville
J6	W	105-81	at Centenary
J9	L	75-86	* at Texas
J11	W	83-77	*Baylor
J18	W	74-60	* at Rice
J21	W	110-88	Saint Louis
J25	W	77-58	*Texas Tech
J29	W	69-65	* at Texas A&M
F1	L	54-67	* at TCU
F5	W	67-50	*SMU
F9	L	72-87	*Texas
F12	W	98-92	* at Baylor
F18	W	86-83	*Rice
F25	W	83-80	* at Texas Tech
F29	W	79-69	*Texas A&M
M3	W	50-44	*TCU
M7	W	69-62	* at SMU

SWC Classic – Dallas, Texas

M13	W	73-62	vs. SMU
M14	W	87-84 (20T)	vs. TCU
M15	W	91-72	vs. Texas

NCAA Tournament Midwest Regional – Milwaukee, Wis.

M19	L	60-65	vs. Georgia Tech
-----	---	-------	------------------

1 – Disneyland Freedom Bowl Classic (Irvine, Calif.)

1992-93 (21-9 • 9-5 SWC)

Head Coach Pat Foster


Captains: Charles Outlaw, Derrick Smith

• NIT Participant

D5	W	82-65	at DePaul
D12	W	92-66	Illinois-Chicago
D13	L	76-84	at #5/ North Carolina
D17	W	94-76	UTSA
D22	W	84-82	at Arkansas State
D28	W	76-75	Stephen F. Austin
J2	L	78-87	at #11/ UCLA
J4	W	86-78	UC Irvine
J11	W	83-56	Wyoming
J14	W	81-67	* Texas
J16	W	81-69	* at Texas A&M
J19	W	83-77	* Baylor
J23	W	85-75	* SMU
#25/ J26	L	74-78	* at Texas Tech
#25/ J30	L	60-70	* at SMU
F2	L	61-65	* Rice
F6	L	66-68	* at TCU
F8	W	92-80	at Nevada
F10	W	77-63	at Cal St. Fullerton
F13	W	93-76	* Texas Tech
F17	W	78-51	* Texas A&M
F21	W	89-81	#22/ Louisville



F23	W	76-75	* at Baylor
F27	W	86-79	* at Texas
M3	L	78-89 (OT)	* at Rice
M6	W	86-66	* TCU
SWC Classic – Dallas, Texas			
M12	W	84-68	vs. Texas A&M
M13	W	58-50	vs. Texas
M14	L	76-88	vs. Texas Tech
NIT – El Paso, Texas			
M19	L	61-67	at UTEP



ALVIN BROOKS
1993-98
54-84 (.391)

1993-94 (8-19 • 5-9 SWC)

Head Coach Alvin Brooks

Captains: Anthony Goldwire, Rafael Carrasco

N27	W	69-53	Akron
N30	L	65-71	Missouri State
D3	L	67-77	vs. Long Beach State (1)
D4	W	96-74	vs. Lehigh (1)
D7	L	71-73	at Stephen F. Austin
D10	L	90-114	vs. #11/ Purdue (2)
D20	L	72-93	#9/ UCLA
D23	L	66-78	at Wyoming
D30	L	69-89	DePaul
J3	L	76-84	Drake
J12	L	76-87	* TCU
J15	L	68-77	* at Texas Tech
J19	L	60-67	* Texas A&M
J22	L	81-85	* at Baylor
J26	L	64-70	* at SMU
J29	L	78-110	* Texas
F2	L	83-85 (OT)	at UTSA
F5	W	69-67	* at Rice
F8	L	86-95	* at TCU
F12	W	76-64	* Texas Tech
F16	L	87-93	* at Texas A&M
F19	W	87-82 (OT)	* Baylor
F24	W	89-80	SMU
F26	L	70-88	* at Texas
M1	W	95-81	Lamar
M5	W	78-76	* Rice
SWC Classic – Dallas, Texas			
M10	L	86-110	vs. Texas Tech

1 – Hawkeye Classic (Iowa City, Iowa);

2 – Played at Market Square Arena (Indianapolis, Ind.)

1994-95 (9-19 • 5-9 SWC)

Head Coach Alvin Brooks

Captains: Jessie Drain

N25	W	76-74	James Madison
N29	L	62-88	at Missouri State
D3	L	56-66	at Akron
D8	L	67-81	at #8/ Arizona
D10	L	89-95	USC
D17	L	58-64	at Lamar
D19	W	92-62	Houston Baptist
D21	W	83-76	McNeese State
D23	L	58-74	Tennessee
D30	L	66-85	Colorado

J3	L	77-96	at Memphis
J6	L	65-85	at Drake
J11	L	76-87	* Rice
J14	L	92-106	* at TCU
J18	L	66-84	* Texas Tech
J21	L	68-73	* at Texas A&M
J25	W	87-83	* Baylor
J28	W	73-71	* at SMU
F1	W	105-96 (OT)	* Texas
F8	W	73-67	* at Rice
F11	L	95-106	* TCU
F15	L	72-98	* at Texas Tech
F18	W	86-80	* Texas A&M
F22	L	89-97	* at Baylor
F28	L	82-96	* at Texas
M4	L	74-79	* SMU
SWC Classic – Dallas, Texas			
M9	W	80-77	vs. TCU
M10	L	79-94	vs. Texas Tech

1995-96 (17-10 • 10-3 SWC)

Head Coach Alvin Brooks

Captain: Kirk Ford

N25	W	91-59	Houston Baptist
N27	L	81-83 (OT)	at McNeese State
N29	W	94-90	at UTSA
D2	L	69-73	#4/ Arizona
D6	L	73-96	at USC
D9	L	74-77	at Colorado
D19	L	49-69	at Tennessee
D21	L	67-76	Mississippi
D28	W	98-64	Louisiana-Monroe
J2	W	88-66	Texas Lutheran
J6	W	69-67	#3/ Memphis
J8	W	63-62	* SMU
J13	W	76-74	* at Rice
J17	W	89-86	* TCU
J20	L	76-95	* at #25/ Texas Tech
J24	W	78-67 (OT)	* Texas A&M
J27	W	91-84	* at Baylor
F3	L	63-80	* at Texas
F5	W	97-72	at James Madison
F10	W	63-59	* Rice
F14	W	86-82	* at TCU
F17	L	84-93	* #12/ Texas Tech
F21	W	79-75	* at Texas A&M
F24	W	79-69	* Baylor
F28	W	62-59	* at SMU
M2	W	79-69	* Texas
SWC Classic – Dallas, Texas			
M7	L	57-62	vs. SMU

1996-97 (11-16 • 3-11 C-USA)

Head Coach Alvin Brooks

Captains: Anthony Knox, Damon Jones

N23	L	64-66	Arkansas-Pine Bluff
N27	W	87-60	Houston Baptist
N30	W	69-49	UTSA
D4	W	79-77 (2OT)	#21/ Tulsa
D7	L	71-93	at Mississippi
D13	L	65-72	vs. St. Mary's (Calif.) (1)
D14	W	89-69	at BYU (1)
D19	W	74-63	Delaware State
D21	W	74-73	Creighton
D28	L	80-83	at Louisiana-Monroe
D30	W	98-79	McNeese State
J4	W	74-72	at Creighton
J11	L	66-69	* UAB
J15	L	78-92	* at #10/ Louisville

J18	W	78-76	* DePaul
J22	W	94-74	* USF
J25	L	51-56	* at Saint Louis
J29	L	68-78	* at Charlotte
F6	L	64-81	* at Southern Miss
F8	L	77-102	* Charlotte
F12	W	72-67 (OT)	* Memphis
F15	L	66-70	* #17/ Louisville
F18	L	64-97	* at #11/ Cincinnati
F23	L	77-81	* Tulane
F26	L	72-85	* at Memphis
M2	L	67-76	* at Marquette
C-USA Tournament – St. Louis, Mo.			
M5	L	54-55	vs. UAB

1 – BYU Cougar Classic (Provo, Utah)


1997-98 (9-20 • 2-14 C-USA)

Head Coach Alvin Brooks

Captains: Shamahn McBride, Galen Robinson

N18	W	73-55	Arkansas-Pine Bluff
N24	W	67-64	at Sam Houston State
N29	W	61-57	at Tulsa
D1	W	73-69	Centenary
D4	W	57-43	Sacramento State
D6	W	91-82	at McNeese State
D9	W	54-51	California
D19	L	61-82	vs. Santa Clara (1)
D20	L	69-85	vs. Texas Southern (1)
D27	L	71-89	at #14/ Texas
D30	L	50-72	at LSU
J4	L	68-81	* Cincinnati
J8	L	43-63	* at Southern Miss
J10	L	53-86	#9/ Purdue
J15	L	47-67	* at Saint Louis
J18	L	59-71	* at Tulane
J24	W	65-59	* DePaul
J26	L	64-65	* USF
J29	W	70-62	* Tulane
J31	L	61-78	at UAB
F5	L	63-76	* Memphis
F7	L	67-72	* Southern Miss
F12	L	69-72	* Louisville
F14	L	52-70	* at Marquette
F19	L	56-73	* at USF
F21	L	70-104	* UAB
F26	L	76-89	* at Memphis
F28	L	75-105	* at Charlotte
C-USA Tournament – Cincinnati, Ohio			
M4	L	57-73	vs. Southern Miss

1 – Nike Festival (Honolulu)



CLYDE DREXLER
1998-00
19-39 (.327)

1998-99 (10-17 • 5-11 C-USA)

Head Coach Clyde Drexler

Captains: Gee Gervin, Roy Spears

N17	W	71-69	Texas
N21	L	64-69	at Rice
N23	L	63-67	Sam Houston State



ALL-TIME RESULTS

RECORDS

N28	W	72-71	IUPUI
N30	W	67-55	LSU
D3	L	72-87	at California
D5	W	63-61	at Sacramento State
D12	L	73-100	at NC State
D22	L	78-115	* at #4/3 Cincinnati
D28	W	79-67	vs. Portland State (1)
D29	L	69-84	at #15/17 New Mexico
J3	L	82-93	* at DePaul
J7	W	64-57	* Southern Miss
J9	L	78-116	* at UAB
J13	L	61-69	* Saint Louis
J17	W	83-81	* Memphis
J21	L	57-74	* at Southern Miss
J23	L	84-89	* at Tulane
J30	L	67-82	* USF
F4	L	82-90	* UAB
F6	W	79-76	* at Memphis
F11	W	73-68	* at USF
F13	W	76-62	* Tulane
F16	L	78-106	* at Louisville
F23	L	66-68	* Charlotte
F27	L	62-65	* Marquette

C-USA Tournament – Birmingham, Ala.

M3	L	51-75	vs. Charlotte
----	---	-------	---------------

1 – Played at Albuquerque, N.M.

1999-00 (9-22 • 2-14 C-USA)

Head Coach Clyde Drexler

Captains: Gee Gervin, Roy Spears

N18	W	81-59	at Alaska-Fairbanks (1)
N20	L	70-95	vs. California (1)
N21	W	93-92	vs. George Washington (1)
N27	L	80-94	SMU
D3	L	65-73	vs. Ohio (2)
D4	W	84-80	vs. Texas Southern (2)
D7	W	84-71 (OT)	Rice
D11	W	90-72	Valparaiso
D15	L	81-82	at Louisiana-Monroe
D18	L	75-83	at Georgetown
D21	W	72-70	Sacramento State
D30	L	76-82	#2/ Connecticut
J2	L	80-90	at #18/ Texas
J5	L	76-82	* at Southern Miss
J8	W	75-74	* Tulane
J12	L	74-92	* at Charlotte
J16	L	68-77	* #21/ DePaul
J22	W	98-89	* at Memphis
J26	L	77-87	* at USF
J29	L	75-78	* at Tulane
F2	L	87-90	* UAB
F5	L	61-65	* at Marquette
F12	L	70-82	* at Saint Louis
F17	L	65-77	* #1/ Cincinnati
F19	L	74-81	* USF
F23	L	81-84	* Memphis
F26	L	66-69	* at UAB
M1	L	65-67	* Southern Miss
M4	L	74-88	* Louisville

C-USA Tournament – Memphis, Tenn.

M8	W	77-75	vs. Marquette
M9	L	69-76	vs. Tulane

1 – Top of the World Classic (Fairbanks, Ala.);
2 – Hawkeye Challenge (Iowa City, Iowa)



RAY McCALLUM

2000-04
44-73 (.376)

2000-01 (9-20 • 6-10 C-USA)

Head Coach Ray McCallum

Captain: George Williams

N16	L	53-59	vs. Air Force (1)
N17	W	77-52	vs. Mount St. Mary's (1)
N21	L	45-65	at Rice
N25	W	73-59	Texas State
N28	L	59-61	LSU
N30	L	60-72	at #16/ Connecticut
D17	L	69-94	at SMU
D20	L	60-71	Texas
D23	L	68-71	Texas Southern
D27	W	69-64	vs. Southeast Missouri St. (2)
D28	L	67-75	at UTEP (2)
D31	L	63-79	#21/ Georgetown
J6	L	78-86	* Memphis
J10	W	67-65	* UAB
J17	L	67-79	* at Louisville
J20	L	68-72	* at Memphis
J24	L	51-72	* at Southern Miss
J27	L	68-93	* USF
J31	L	53-65	* at UAB
F4	W	73-72	* Charlotte
F7	L	78-90	* at DePaul
F14	L	58-62	* Southern Miss
F17	L	60-79	* at USF
F19	W	71-51	* Saint Louis
F21	W	81-76	* at Tulane
F24	L	50-85	* at Cincinnati
F28	W	66-64	* Marquette
M3	W	80-67	* Tulane

C-USA Tournament – Louisville, Ky.

M7	L	67-78	vs. Saint Louis
----	---	-------	-----------------

1 – BCA Classic (Winston-Salem, N.C.); 2 – Sun Classic (El Paso, Texas);

2001-02 (18-15 • 9-7 C-USA)

Head Coach Ray McCallum

Captain: George Williams

• NIT Participant

N19	L	60-71	vs. 5/4 UCLA (1)
N20	L	78-95	vs. 4/3 Kansas (1)
N21	W	76-73	vs. Chaminade (1)
N29	W	62-61	Rice
D2	W	75-69	North Texas
D4	W	85-79	at Texas Southern
D14	L	64-71	Texas Tech (2)
D16	W	89-62	Texas State
D20	L	69-73	at LSU
D23	L	66-67	NC State
D30	W	91-90	Tennessee State
J5	L	64-67	* at Saint Louis
J7	W	69-66	* at Tulane
J12	L	63-79	* #10/12 Cincinnati
J15	W	82-71 (OT)	* TCU
J17	W	99-83	at Prairie View A&M
J19	W	80-71	* at UAB
J23	W	74-66	* Southern Miss
J26	L	66-84	* Memphis

J29	L	66-78	San Diego State
F2	L	68-83	* Charlotte
F5	W	68-60	* at Southern Miss
F9	L	68-87	* at TCU
F12	W	91-75	* USF
F16	W	76-73	* at Memphis
F19	W	85-81 (OT)	* Tulane
F23	L	46-63	* at East Carolina
F26	L	57-88	* at USF
M2	W	76-72	* UAB

C-USA Tournament – Cincinnati, Ohio

M6	W	58-49	vs. East Carolina
M7	W	80-74	vs. Memphis
M8	L	73-85	vs. #13/10 Marquette

NIT – Nashville, Tenn.

M13	L	50-59	at Vanderbilt
-----	---	-------	---------------

1 – Maui Invitational (Lahaina, Maui);

2 – Played at Compaq Center (Houston)

2002-03 (8-20 • 6-10 C-USA)

Head Coach Ray McCallum

Captain: Louis Truscott

N23	L	75-78	Prairie View A&M
N27	L	53-71	at Rice
N30	L	60-62	vs. Baylor (1)
D4	W	56-47	UTEP
D7	W	60-59	UT Arlington
D9	L	59-68	at Texas State
D21	L	61-71	San Diego State
D23	L	61-85	Washington
J1	L	48-62	at #25/22 Texas Tech
J4	L	56-72	Louisiana-Lafayette
J8	L	51-80	at LSU
J11	L	50-63	* UAB
J18	W	72-59	* Saint Louis
J22	L	66-77	* at Memphis
J25	W	76-75	* vs. Southern Miss (2)
J29	W	59-57	* USF
F1	W	61-56	* at TCU
F4	L	58-65	* Tulane
F8	L	55-81	* #5/6 Louisville
F12	L	55-59	* at Charlotte
F15	L	47-62	* at USF
F18	W	46-42	* Southern Miss
F22	L	52-80	* at UAB
F26	L	52-56	* at Tulane
M1	W	75-57	* TCU
M6	L	56-71	* #18/ Memphis
M8	L	59-65	* at DePaul

C-USA Tournament – Louisville, Ky.

M12	L	52-74	vs. Tulane
-----	---	-------	------------

1 – Space City Hoops Classic (Reliant Stadium, Houston)

2 – Played at Mississippi Gulf Coast Coliseum (Biloxi, Miss.)

2003-04 (9-18 • 3-13 C-USA)

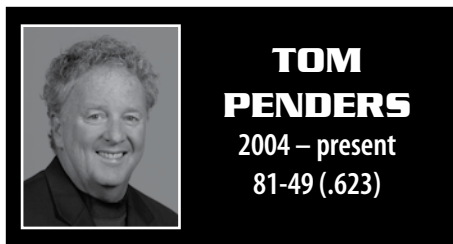
Head Coach Ray McCallum

Captain: Marcus Oliver, Andre Owens

N21	L	51-65	East Tennessee State
D3	L	52-62	Rice
D6	W	68-62	Lamar
D8	L	61-88	at UTEP
D17	W	56-45	Bethune-Cookman
D20	W	79-64	Washington
D23	W	71-65 (OT)	Chicago State
D27	W	70-61 (OT)	Texas A&M
D30	W	60-52	LSU
J3	L	67-81	at Louisiana-Lafayette



J7	L	52-65	*#23/22 Marquette
J10	L	42-64	*at UAB
J13	L	54-55	*TCU
J17	W	55-53	* East Carolina
J19	L	57-63	Centenary
J24	L	48-64	* at Memphis
J28	L	48-64	* at #4/4 Louisville
J31	W	65-53	* at USF
F3	L	72-75 (30T)	* Southern Miss
F7	L	51-54	*#10/10 Cincinnati
F11	L	63-77	* at Tulane
F14	L	54-66	* DePaul
F18	L	48-70	* at Southern Miss
F21	W	53-52	* USF
F28	L	61-65	* at TCU
M3	L	61-82	* Charlotte
M5	L	69-72	* at Saint Louis



TOM PENDERS
2004 – present
81-49 (.623)

2004-05 (18-14 • 9-7 C-USA)

Head Coach Tom Penders

Captains: Andre Owens, Lanny Smith

• NIT Participant

N15	W	72-69	vs. Sam Houston State (1)
N16	L	61-77	at Missouri (1)
N19	W	85-72	McNeese State
N23	L	61-78	vs. Ohio State (2)
N24	W	57-55	at Missouri (2)
N27	W	95-52	Grambling State
N30	L	73-74	at Rice
D4	W	85-77	at Lamar
D16	W	78-65	New Orleans
D18	W	68-61	Southeastern Louisiana
D21	W	81-72	LSU
D24	L	63-110	at #12/17 Washington
D29	L	80-93	at Texas A&M
J5	W	70-67	*#17/16 Louisville
J8	L	57-68	*at DePaul
J11	W	93-82	Centenary
J15	W	63-53	*Southern Miss
J19	L	51-58	*at TCU
J22	W	62-50	*at USF
J26	L	61-63	*Tulane
J29	L	68-87	* at #21/20 Cincinnati
F2	W	63-43	*Saint Louis
F5	W	66-53	*Memphis
F9	L	71-91	*at Charlotte
F12	W	75-53	*at Southern Miss
F16	W	68-50	*USF
F19	W	69-57	*TCU
F26	W	76-72	*at East Carolina
M2	L	55-76	*at Marquette
M5	L	66-71	*UAB

C-USA Tournament – Memphis, Tenn.

M9	L	64-69	vs. USF
----	---	-------	---------

NIT Opening Round Game – Wichita, Kan.

M16	L	69-85	at Wichita State
-----	---	-------	------------------

1 – Guardians Classic First and Second Rounds (Columbia, Mo);

2 – Guardians Classic Championship Rounds (Kansas City, Mo.)

2005-06 (21-10 • 9-5 C-USA)

Head Coach Tom Penders

Captains: Brian Latham, Lanny Smith

• NIT Participant

N22	W	131-62	Florida Tech
N26	L	61-62	VCU
N29	W	84-83	at #25/25 LSU
D3	W	69-65	#15/13 Arizona
D10	W	68-46	Sam Houston State
#25/ D17	L	62-66	at South Alabama (1)
D20	L	73-83	at UNLV
D23	W	92-84	at North Texas
D27	W	67-41	Rhode Island
D31	W	78-67	McNeese State
J3	W	75-62	at Centenary
J7	W	86-83	Texas A&M-Corpus Christi
J11	L	62-71	* at Rice
J14	L	56-66	* UCF
J18	W	62-58	* Southern Miss
J21	L	79-82	* at UAB
J25	W	82-57	* at Tulane
J28	W	69-56	* Marshall
F1	W	62-58	* UTEP
F4	W	64-60 (OT)	* East Carolina
F7	W	82-74	at Texas A&M-Corpus Christi
F11	W	69-57	* SMU
F15	W	78-71	* UCF
F18	W	73-46	* Tulsa
F25	L	63-69	* at UTEP
M1	W	74-71	* Rice
M4	L	62-69	* at Memphis

C-USA Tournament – Memphis, Tenn.

M9	W	71-52	vs. UCF
M10	L	54-68	at Memphis

NIT First Round – Houston

M15	W	77-67	vs. BYU
-----	---	-------	---------

NIT Second Round – Springfield, Mo.

M17	L	59-60	at Missouri State
-----	---	-------	-------------------

1 – GMAC Bowl Coors Classic (Mobile, Ala.)

2006-07 (18-15 • 10-6 C-USA)

Head Coach Tom Penders

Captains: Oliver Lafayette, Jahmar Thorpe

N13	W	102-99 (OT)	at Rhode Island
N18	W	89-80	Monmouth
N22	W	96-61	Grambling State
N25	L	78-81	at Saint Louis
N29	W	101-54	Prairie View A&M
D2	L	84-102	at VCU
D17	L	62-87	at Arizona
D21	W	68-46	vs. Charlotte (1)
D22	L	72-80	vs. Creighton (1)
D23	L	57-70	vs. Nebraska (1)
D30	L	62-78	UNLV
J3	L	70-77	at Kentucky
J11	L	69-79	*#20/19 Memphis
J13	W	82-67	*SMU
J17	L	71-76	*at Rice
J20	W	69-67	*at Tulsa
J24	W	73-70 (OT)	*UCF
J27	W	77-61	*at Marshall
J29	W	59-58	Saint Louis
J31	W	70-63	*Rice
F3	L	71-79	*at UTEP
F7	W	64-49	*at SMU
F10	W	83-59	*East Carolina
F14	L	61-66	South Alabama
F17	W	70-64	*UAB
F19	L	69-74	*at Southern Miss

F21	W	78-70	*Tulane
F25	L	64-77	*at #7/7 Memphis
F28	L	72-75 (OT)	*at UCF
M3	W	74-67	*UTEP

C-USA Tournament – Memphis, Tenn.

M8	W	62-59	vs. Southern Miss
M9	W	77-62	vs. Rice
M10	L	59-71	at #5/5 Memphis

1 – Outrigger Rainbow Classic (Honolulu)

2007-08 (24-10 • 11-5 C-USA)

Head Coach Tom Penders

Captains: XXX

• College Basketball Invitational Semifinalist

N9	W	83-54	Morehead State
N15	L	72-73	vs. VCU (1)
N16	W	64-58	vs. Marist (1)
N17	W	84-69	vs. College of Charleston (1)
N21	W	73-66	Texas Southern
N24	W	95-53	Grambling State
N26	W	86-79	Coastal Carolina
D1	W	83-68	Middle Tennessee
D4	W	67-56	Toledo
D8	W	73-49	Southern
D18	W	83-69	Kentucky
D29	W	76-65	Arkansas-Pine Bluff
J2	L	89-95	at Massachusetts
J12	L	71-85	/#24 Arizona
J16	W	99-71	* at SMU
J19	W	77-72	* UTEP
J23	W	69-60	* at Rice
J26	W	71-58	* Marshall
J30	L	77-89	*#1/1 Memphis
F2	W	84-81	* at UCF
F6	W	92-81	* Tulsa
F9	W	66-56	* at Tulane
F13	L	59-68	* at #1/1 Memphis
F16	W	69-47	* SMU
F20	L	99-101	* at UAB
F23	W	71-62	* Rice
F27	W	95-67	* Southern Miss
M1	L	83-84	* at East Carolina
M5	W	73-68	* UCF
M8	L	81-87	* at UTEP

C-USA Championship – Memphis, Tenn.

M13	L	77-80	vs. UTEP
-----	---	-------	----------

CBI First Round – Reno, Nev.

M18	W	80-79	at Nevada
-----	---	-------	-----------

CBI Quarterfinals – Houston

M24	W	91-67	Valparaiso
-----	---	-------	------------

CBI Semifinals – Tulsa, Okla.

M26	L	69-73	at Tulsa
-----	---	-------	----------

1 – ESPNU Puerto Rico Tip-Off (San Juan, P.R.)

**PLAY ABOVE THE RIM WITH
UHCOUGARS.COM**



IN-GAME STATS, STREAMING VIDEO, PHOTO GALLERIES, TEAM
GEAR - AND MUCH MORE - EVERYTHING YOU NEED TO CONNECT WITH THE UNIVERSITY OF HOUSTON
ALL YEAR LONG IS AT UHCOUGARS.COM. THE OFFICIAL ATHLETIC SITE OF HOUSTON.

OFFICIAL PARTNER  **CBS COLLEGE SPORTS**

THE PULSE OF COLLEGE SPORTS

WWW.CBSSPORTS.COM/CBSCOLLEGESPORTS