



2008 MEDIA GUIDE



www.goldenbaseball.com



TABLE OF CONTENTS



LEAGUE INFORMATION

League Vision	2
League Staff	3
League Rules	4

CALGARY VIPERS

Front Office	6
Manager and Coaches	7
Opening Day Roster	9
Player Information	13
Stadium Information	14

CHICO OUTLAWS

Front Office	15
Manager and Coaches	16
Opening Day Roster	18
Player Information	21
Stadium Information	22

EDMONTON CRACKER CATS

Front Office	23
Manager and Coaches	24
Opening Day Roster	25
Player Information	29
Stadium Information	30

LONG BEACH ARMADA

Front Office	31
Manager and Coaches	32
Opening Day Roster	33
Player Information	37
Stadium Information	38

ORANGE COUNTY FLYERS

Front Office	39
Manager and Coaches	40
Opening Day Roster	41
Player Information	45
Stadium Information	46

RENO SILVER SOX

Front Office	47
Manager and Coaches	48
Opening Day Roster	49
Player Information	53
Stadium Information	54

ST. GEORGE ROADRUNNERS

Front Office	55
Manager and Coaches	56
Opening Day Roster	57
Player Information	61
Stadium Information	62

YUMA SCORPIONS

Front Office	63
Manager and Coaches	64
Opening Day Roster	66
Player Information	70
Stadium Information	71

LEAGUE STATISTICS

2007 Team Statistics	72
2007 Individual League Leaders	84
League Records	87
Player Sales, Alumni	90
Major Leaguers in the GBL	92

Media Policies	96
League History	97
Team Schedules	98



GBL Vision

The Golden Baseball League, presented by Safeway, Inc., is dedicated to bringing professional independent baseball back to Western North America. Within the next five years, Golden Baseball plans to expand to a 16 team league on the American and Canadian western markets.

The League will play in a combination of City and University owned stadiums and work collaboratively to market professional baseball in each of our communities. The League will allow communities to experience the wonder of America's pastime and give children of all ages their first exposure to the great game of professional baseball.

The League plays in fan-friendly facilities that will provide a fun and safe environment for families. Players will be well integrated into the community and will spend time at schools, camps, business lunches, and local events. With the League's support and encouragement, players will be given the opportunity to improve their skills and move up to the Major Leagues.

GBL Staff

Chief Executive Officer and Founder	David Kaval
President and Founder	Amit Patel
Baseball Commissioner & Chief Marketing Officer	Kevin Outcalt
Chief Operating Officer	Jim Peters
Director of Business Operations	Stephen Bedford
League Historian and Secretary	Bill Weiss
Graphic Designer	Elisa Tanaka
Website Designer	Raphaela Hunter
Player Consultant	Nick Belmonte
Director of Umpires	Ron Barnes
League Office Address	7080 Donlon Way, Ste. 109 Dublin, CA 94568
League Phone	925-226-2889
League Fax	925-226-2891
Website	www.goldenbaseball.com





Staff Bios

DAVID KAVAL

CHIEF EXECUTIVE OFFICER AND FOUNDER

Dave has worked at such companies as Key Bank, Accenture, and Sparks.com. Dave has most recently worked at the Office of the President of the United States on the budget for National Security. He holds an MBA and a BA from Stanford University. Dave is the author of the book, "The Summer that Saved Baseball".

As founder of the Golden Baseball League, Dave's vision is to bring professional baseball to communities across California and Arizona. He hopes to give every child the ability to grow up rooting for their hometown professional team just as he did back in Cleveland.



AMIT PATEL

PRESIDENT AND FOUNDER

Amit's background is in the customer service sector. He founded and ran P&R Decision Consulting, a firm that worked with small businesses to gain a better understanding of their customers' needs. Prior to that, Amit worked at such companies as Merrill Lynch and Pricewaterhouse Coopers, and also served as an owner-operator at the Hideaway Bar and Lounge in Durham, NC. Amit holds an MS from Stanford University and a BA from Duke University.

A ballpark is Amit's favorite place to spend a summer evening. As a founder of the Golden Baseball League, he hopes to provide a great summer entertainment experience for the millions of baseball fans throughout California and Arizona.



KEVIN OUTCALT

COMMISSIONER

Kevin joins the Golden Baseball League after a 20 year career in the high-tech industry as a manager, director, and vice-president at Cisco Systems, Tandem Computers, and AT&T. He also has a passion for innovative start-ups and has been a Board member of six technology companies over the years. Besides management skills, his focus has been on marketing, business development, and international business in Asia and Latin America. Always interested in sports management, he's been investing in minor league baseball the last five years.

JAMES C. PETERS

CHIEF OPERATING OFFICER

Jim Peters is an experienced executive with over 20 years in the retail industry. During the last two decades, Peters has been instrumental in helping to build, grow and run a number of different retailers. Peters has served as President and Chief Operating Officer of Ross Stores, Inc. (ROST) a NASDAQ 100 company, during which time he was there the company grew revenue from \$2.4 billion to \$4.2 Billion. Prior he was President of U.S. retail at Staples, INC. (SPLS) a Fortune 200 company.

His entrepreneurial spirit started in 1986 when he joined the founding management team of Office Club, Inc. and played a role in taking the company public in the early 1990's. Peters has a B.S. degree from the University of San Diego where he also serves as a member of the Board of Trustees.



BILL WEISS

LEAGUE HISTORIAN AND SECRETARY, NAMED "MR. BASEBALL" IN 1977

Bill Weiss is a native of Chicago. He entered professional baseball in Texas, in 1948 as official statistician for the Class D Longhorn League and box office manager for the Abilene Blue Sox of the West Texas-New Mexico League. He moved to San Francisco in 1949. He was lead statistician with the California League through 1998, league secretary for many years and writer of the weekly California League Newsletter, 1971-2003. He was president of the Peninsula Winter League during its existence from 1959-84. The PWL was sponsored by some major league clubs and aided young players in the early years of their careers, including Hall-of-Famers Willie Stargell and Joe Morgan.



In December 1988, he became executive vice president of Howe Sports Data. Bill wrote "Baseball Anecdotes" for Baseball America for nine years. In addition to the California League, at present he is an historical consultant for SportsTicker; official historian of the Pacific Coast League; and editor of the Northwest and Pioneer League record books. A member of the Society of American Baseball Research since 1971, he lives in San Mateo, CA, with his wife of 50 years, Faye, who has always assisted in his work.



GBL League Rules

The Golden Baseball League is an independent professional minor league operating in western North America in eight cities. Unaffiliated with major league organizations, there are six independent professional baseball leagues in the country that provide development opportunity for players and family entertainment for fans. The GBL rules are:

GBL RULES UPDATED FOR 2008 SEASON

Playing Rules:

Identical to major league baseball with the following exceptions:

1. American League Rules with Designated Hitter
2. Implementation of Rule 6.02 (d)(1) known as the "Batters Box Rule" currently in experimental use throughout minor league baseball. Requires a batter to have at least one foot in the batter's box between pitches to improve the pace of the game.

Roster Rules:

1. 22 active player rosters maximum
 - May play with less
2. No player classifications
3. Players that are 29 or older on January 1st of 2007 are eligible to play in the GBL only if they have had AA, AAA, Major League or top level international experience.
3. There is no minimum or maximum salary
4. Each team is allowed two coaches and a trainer in addition to the manager.
5. Player/coaches are allowed and are included against roster limits.

Transaction Rules

1. Disabled List: There is no Disabled List. An injured player must be carried on the active roster or released.
2. Waiver Wire: There is no Waiver Wire, releases and trades can be made at any time between GBL clubs or teams outside the GBL.
3. Suspended List: Players on disciplinary suspension may not be replaced unless released.
Players on Suspended List for failure to report or contract abandonment may be replaced.
4. Inactive List: Players that are under contract but unable to play may be placed on the Inactive List with their consent. They will not receive pay but may be replaced on the roster.
5. Roster Move Cap: Each team may make 16 roster moves at their discretion during the year to improve their team. A Move is not counted against a team's Cap for the following reasons: Retirements, Season-ending injuries, Acquisition of a Player by Major League Baseball or a foreign professional league.
6. Teams may trade players within or outside of the GBL and provide or acquire: Players, Cash, Player to be named later, Future Considerations, and Goods or Services.



Schedule Rules

1. The GBL plays an 88 game season
2. Season will begin no sooner than two weeks before Memorial Day and end no later than one week after Labor Day.
3. All Double-headers are 7 innings each with the exception of Day/Night which must be sold as separate 9 inning games
4. Two divisions, North (Calgary, Edmonton, Chico, Reno) and South (Long Beach, Orange County, St. George, and Yuma), split-season format.
5. Four teams qualify for playoffs -- winners of first and second half of each division meet in a best of three division championship series. Division champs then play a best of five GBL Championship Series. If the same team wins both halves in their division, opponent in the division championship Series shall be the team with the next best record across the entire season within their division. Tie-breaker of head-to-head record shall be used in the event of any ties in the standings.



2008 CALGARY VIPERS



Front Office

President and Chief Operating Officer	Peter Young
Senior Accountant	John Kirkbride
Box Office Manager	Riley Anderson
Director - Absolute Baseball Academy	Neil Gidney
Media Relations/Team Broadcaster	Patrick Haas
Sales Director	Colin Canning
Sales Associate	Shawn Wiebe
Sales Associate	Jeff Gunther
Facility Director	Rick Penner
Team Manager	Mike Busch
Pitching Coach	Evan Greusel
Hitting Coach	Morgan Burkhart
Bench Coach	Brad Doss
Team Office	2255 Crowchild Trail NW Calgary, Alberta T2M 4S7
Phone	(403) 277-(BALL) 2255
Fax	(403) 284-2295
Email	info@calgaryvipers.com
Website	www.calgaryvipers.com
Visiting Team Hotel	Causeway Bay Hotel, 4420 16Ave NW, Calgary, Alberta, T3B0M4, 403-288-7115
Media Contact	Patrick Haas, patrick@calgaryvipers.com
Team Colors	black, maroon and silver

MIKE BUSCH

TEAM MANAGER

Mike Busch was introduced as the first manager of the expansion Calgary Vipers March 2, 2005. He had spent the previous two seasons tutoring under former Toronto Blue Jays skipper Tim Johnson with the Lincoln Saltdogs, then of the Northern League.

The Davenport, Iowa native was a two-sport All-American (football and baseball) at Iowa State University and was chosen by the Los Angeles Dodgers in the fourth round of the 1990 draft.

PLAYING EXPERIENCE

Los Angeles, Cleveland,
 Fargo-Moorehead and Sioux City

COACHING EXPERIENCE

Calgary, Lincoln



BRAD DOSS

BENCH COACH

Brad is returning for his fourth season with the Vipers. The only local coach on the Vipers squad, Brad spent four years as the head coach at Dakota State, becoming the youngest coach in N.A.I.A. history. In 2004, Brad guest-coached in China with the newly performed Chinese Professional League. He also served as the hitting coach for the French National Team for three seasons, as well as one year as a baseball ambassador to France for MLB International. In the off-season, Brad is in charge of Major League Baseball's European operations, based in London, England.

PLAYING EXPERIENCE

COACHING EXPERIENCE

Calgary, Dakota State, Montreal (scout)



MORGAN BURKHART

HITTING COACH

An eleven year pro, Morgan played for the Boston Red Sox during the 2000 and 2001 seasons as a first baseman/designated hitter, and suited up for the Kansas City Royals in 2003. Morgan hit 252 home runs and drove in 772 runs during his career, which included six seasons in Triple-A ball. This is the St. Louis native's second season with the Calgary Vipers.

PLAYING EXPERIENCE

Boston, Kansas City, Richmond (indy),
 Fukuoka (Japan), Chicago White Sox

COACHING EXPERIENCE

Calgary





COACHES

EVAN GREUSEL

PITCHING COACH

Evan joins the Vipers this season as both a pitcher, and the team's pitching coach. A native of Diamond Bar, CA, Evan spent five years pitching in the Florida Marlins organization before joining the Vipers. Prior to beginning his professional career, he pitched for the University of Oklahoma, compiling a 14-8 record over 239 innings pitched.

PLAYING EXPERIENCE

Florida, Sioux Falls, Calgary

COACHING EXPERIENCE

Calgary Vipers





PLAYER ROSTER

PATRICK ARLIS C

BATS	R								BORN	12/08/80	OPENING DAY AGE				27	
THROWS	R								RESIDES	Glendale Heights, IL						
HEIGHT	6'0"								SCHOOL	Illinois						
WEIGHT	220								HIGHEST LEVEL AAA							
TEAM	AVG.	G	AB	R	H	2B	3B	HR	RBI	BB	SO	SB	CS	OBP.	SLG.	
Kansas City	0.262	46	168	22	44	10	0	1	19	16	38	2	1	0.339	0.339	

DARRYL BRINKLEY OF

BATS	R					BORN	12/23/68	OPENING DAY AGE				39			
THROWS	R					RESIDES	Stamford, CT								
HEIGHT	5'11"					SCHOOL	Sacred Heart University								
WEIGHT	205					HIGHEST LEVEL	AAA								
TEAM	AVG.	G	AB	R	H	2B	3B	HR	RBI	BB	SO	SB	CS	OBP.	SLG.
Calgary	0.400	87	375	88	150	32	1	14	82	37	45	18	11	0.456	0.603

NELSON CASTRO SS

BATS	R	BORN 06/11/76										OPENING DAY AGE				31
THROWS	R	RESIDES										Lynn, MA				
HEIGHT	5'11"	SCHOOL														
WEIGHT	195	HIGHEST LEVEL AAA														
TEAM	AVG.	G	AB	R	H	2B	3B	HR	RBI	BB	SO	SB	CS	OBP.	SLG.	
Calgary	0.323	89	384	56	124	38	2	4	43	23	67	15	6	0.365	0.464	

TRAVIS DRADER 3B

BATS	L	BORN	07/18/84	OPENING DAY AGE	23
THROWS	R	RESIDES	Calgary, AB		
HEIGHT	5'11"	SCHOOL	University of Louisiana-Monroe		
WEIGHT	195	HIGHEST LEVEL	Rookie		

JORGE MEJIA SS

BATS	SW					BORN	08/15/82	OPENING DAY AGE				25			
THROWS	R					RESIDES	Goodyear, AZ								
HEIGHT	6'0"					SCHOOL									
WEIGHT	165					HIGHEST LEVEL A									
TEAM	AVG.	G	AB	R	H	2B	3B	HR	RBI	BB	SO	SB	CS	OBP.	SLG.
Pennsylvania	0.221	51	149	18	33	5	0	2	17	9	32	5	3	0.264	0.295

DREW MILLER OF

BATS	L	BORN										03/01/80	OPENING DAY AGE					27
THROWS	R	RESIDES										Medicine Hat, AB						
HEIGHT	6'1"	SCHOOL										Oklahoma Baptist						
WEIGHT	230	HIGHEST LEVEL										Independent						
TEAM	AVG.	G	AB	R	H	2B	3B	HR	RBI	BB	SO	SB	CS	OBP.	SLG.			
Calgary	0.299	96	355	74	106	17	2	10	69	68	81	6	1	0.411	0.442			

JOSE MORBAN 3B

BATS	R								BORN	12/02/79	OPENING DAY AGE				27	
THROWS	R								RESIDES	San Cristobal, DR						
HEIGHT	6'1"								SCHOOL							
WEIGHT	170								HIGHEST LEVEL MLB							
TEAM	AVG.	G	AB	R	H	2B	3B	HR	RBI	BB	SO	SB	CS	OBP.	SLG.	
Somerset	0.291	83	278	46	81	20	3	12	45	32	75	13	8	0.364	0.514	

PLAYER ROSTER



COLIN MORO

OF

BATS	R	BORN	07/23/84	OPENING DAY AGE	23
THROWS	R	RESIDES	Calgary, AB		
HEIGHT	6'0"	SCHOOL	LSU- Shreveport		
WEIGHT	200	HIGHEST LEVEL	Rookie		

KEVIN PRICE

C

BATS	R	BORN	05/11/84	OPENING DAY AGE	23
THROWS	R	RESIDES	Long Beach, CA		
HEIGHT	5'11"	SCHOOL			
WEIGHT	175	HIGHEST LEVEL	Independent		

TEAM	AVG.	G	AB	R	H	2B	3B	HR	RBI	BB	SO	SB	CS	OBP.	SLG.
Calgary	0.243	55	177	32	43	16	0	2	26	22	35	0	0	0.346	0.367

MAX SOTO

1B

BATS	R	BORN	07/16/82	OPENING DAY AGE	25
THROWS	R	RESIDES	San Pedro de Macoris, DR		
HEIGHT	6'3"	SCHOOL			
WEIGHT	240	HIGHEST LEVEL	Rookie League		

JORGE TANG

OF

BATS	R	BORN	01/21/86	OPENING DAY AGE	21
THROWS	R	RESIDES	Ciudad Ojeda, VZ		
HEIGHT	6'1"	SCHOOL			
WEIGHT	180	HIGHEST LEVEL	Rookie League		

TEAM	AVG.	G	AB	R	H	2B	3B	HR	RBI	BB	SO	SB	CS	OBP.	SLG.
Calgary	0.277	93	336	57	93	14	3	1	40	25	58	4	5	0.334	0.345



PITCHER ROSTER

JORDY ALEXANDER

LP

BATS R
THROWS L
HEIGHT 6'0"
WEIGHT 195

BORN 05/06/77
RESIDES Burnaby, BC
SCHOOL Olympic JC
HIGHEST LEVEL A

OPENING DAY AGE 31

TEAM	W-L	ERA	G	GS	CG	SV	IP	H	R	ER	HR	BB	SO
Calgary	3-2	4.31	11	8	1	0	48.0	50	25	23	4	18	35

ROBERT COELLO

RP

BATS R
THROWS R
HEIGHT 6'5"
WEIGHT 245

BORN 11/23/84
RESIDES Winter Haven, FL
SCHOOL Lake Region HS
HIGHEST LEVEL Rookie League

OPENING DAY AGE 23

TEAM	W-L	ERA	G	GS	CG	SV	IP	H	R	ER	HR	BB	SO
AZ Angels'	1-1	1.37	20	0	0	0	26.1	23	9	4	0	7	26

GEOFF FREEBORN

LP

BATS L
THROWS L
HEIGHT 6'4"
WEIGHT 195

BORN 01/30/81
RESIDES Airdrie, AB
SCHOOL Northern Kentucky University
HIGHEST LEVEL Independent

OPENING DAY AGE 27

TEAM	W-L	ERA	G	GS	CG	SV	IP	H	R	ER	HR	BB	SO
Calgary	6-2	4.25	42	0	0	2	42.1	44	24	20	3	25	36

EVAN GREUSEL

RP

BATS R
THROWS R
HEIGHT 6'3"
WEIGHT 210

BORN 08/22/79
RESIDES Las Vegas, NV
SCHOOL University of Oklahoma
HIGHEST LEVEL A

OPENING DAY AGE 28

TEAM	W-L	ERA	G	GS	CG	SV	IP	H	R	ER	HR	BB	SO
Calgary	7-3	4.50	19	14	0	2	88.0	100	45	44	8	27	65

JON HUIZINGA

RP

BATS R
THROWS R
HEIGHT 6'3"
WEIGHT 215

BORN 10/16/79
RESIDES Glendale, AZ
SCHOOL Michigan State
HIGHEST LEVEL A

OPENING DAY AGE 28

TEAM	W-L	ERA	G	GS	CG	SV	IP	H	R	ER	HR	BB	SO
St. Paul	5-1	3.83	36	0	0	1	51.2	58	29	22	0	20	33

SEAN KRAMER

RP

BATS R
THROWS R
HEIGHT 6'3"
WEIGHT 210

BORN 04/25/81
RESIDES New York, NY
SCHOOL Hill College
HIGHEST LEVEL A

OPENING DAY AGE 27

TEAM	W-L	ERA	G	GS	CG	SV	IP	H	R	ER	HR	BB	SO
St. Paul	1-0	5.52	11	0	0	0	14.2	19	9	9	2	6	16

PITCHER ROSTER



DALLAS MAHAN

LP

BATS	L	BORN	12/10/77
THROWS	L	RESIDES	Greeley, CO
HEIGHT	6'4"	SCHOOL	Greeley West HS
WEIGHT	205	HIGHEST LEVEL	A

OPENING DAY AGE 29

TEAM	W-L	ERA	G	GS	CG	SV	IP	H	R	ER	HR	BB	SO
Anderson	3-3	3.52	8	6	0	1	38.1	39	17	15	1	5	21

NATHAN MELEK

RP

BATS	R	BORN	02/02/84
THROWS	R	RESIDES	Minnetonka, MN
HEIGHT	6'0"	SCHOOL	Oklahoma State
WEIGHT	170	HIGHEST LEVEL	A

OPENING DAY AGE 24

TEAM	W-L	ERA	G	GS	CG	SV	IP	H	R	ER	HR	BB	SO
Auburn	4-2	3.98	15	0	0	0	31.2	29	16	14	0	7	28

JORDAN NEUFELD

RP

BATS	L	BORN	05/24/83
THROWS	R	RESIDES	Barrie, ON
HEIGHT	6'1"	SCHOOL	Canisus College
WEIGHT	220	HIGHEST LEVEL	Independent

OPENING DAY AGE 24

TEAM	W-L	ERA	G	GS	CG	SV	IP	H	R	ER	HR	BB	SO
Macon	1-0	3.95	21	0	0	2	27.1	21	14	12	2	21	35

RYAN OLSON

LP

BATS	SW	BORN	01/16/80
THROWS	L	RESIDES	Oakhurst, CA
HEIGHT	6'5"	SCHOOL	University of Nevada
WEIGHT	200	HIGHEST LEVEL	AAA

OPENING DAY AGE 27

TEAM	W-L	ERA	G	GS	CG	SV	IP	H	R	ER	HR	BB	SO
Calgary	3-2	3.80	34	0	0	5	47.1	57	26	20	3	14	48

REGGIE RIVARD

RP

BATS	L	BORN	03/13/78
THROWS	R	RESIDES	Fort McMurray, AB
HEIGHT	6'1"	SCHOOL	Washington State University
WEIGHT	210	HIGHEST LEVEL	AAA

OPENING DAY AGE 29

TEAM	W-L	ERA	G	GS	CG	SV	IP	H	R	ER	HR	BB	SO
Edmonton	1-7	8.29	24	7	1	0	51.0	89	62	47	3	22	40

2008 PLAYERS

NAME	BATS		HEIGHT		OPENING DAY		BORN	RESIDES	SCHOOL	HIGHEST LEVEL
	POSITION	THROWS	WEIGHT	AGE						
Patrick Arlis	C	R	R	6'0"	220	27	12/08/80	Glendale Heights, IL	Illinois	AAA
Darryl Brinkley	OF	R	R	5'11"	205	39	12/23/68	Stamford, CT	Sacred Heart University	AAA
Nelson Castro	SS	R	R	5'11"	195	31	06/11/76	Lynn, MA		AAA
Travis Drader	3B	L	R	5'11"	195	23	07/18/84	Calgary, AB	University of Louisiana-Monroe	Rookie
Jorge Mejia	SS	SW	R	6'0"	165	25	08/15/82	Goodyear, AZ		A
Drew Miller	OF	L	R	6'1"	230	27	03/01/80	Medicine Hat, AB	Oklahoma Baptist	Independent
Jose Morban	3B	R	R	6'1"	170	27	12/02/79	San Cristobal, DR		MLB
Colin Moro	OF	R	R	6'0"	200	23	07/23/84	Calgary, AB	LSU-Shreveport	Rookie
Kevin Price	C	R	R	5'11"	175	23	05/11/84	Long Beach, CA		Independent
Max Soto	1B	R	R	6'3"	240	25	07/16/82	San Pedro de Macoris, DR		Rookie League
Jorge Tang	OF	R	R	6'1"	180	21	01/21/86	Ciudad Ojeda, VZ		Rookie League

PITCHERS

Jordy Alexander	LP	R	L	6'0"	195	31	05/06/77	Burnaby, BC	Olympic JC				Independent
Robert Coello	RP	R	R	6'5"	245	23	11/23/84	Winter Haven, FL	Lake Region HS				MLB
Geoff Freeborn	LP	L	L	6'4"	195	27	01/39/81	Airdrie, AB	Northern Kentucky University				Rookie
Evan Greusel	RP	R	R	6'3"	210	28	08/22/79	Las Vegas, NV	University of Oklahoma				A
Jon Huizinga	RP	R	R	6'3"	215	28	10/16/79	Glendale, AZ	Michigan State				Independent
Sean Kramer	RP	R	R	6'3"	210	27	04/25/81	New York, NY	Hill College				AAA
Dallas Mahan	LP	L	L	6'4"	205	29	12/10/77	Greeley, CO	Greeley West HS				Independent
Nathan Melek	RP	R	R	6'0"	170	24	02/02/84	Minnetonka, MN	Oklahoma State				Independent
Jordan Neufeld	RP	L	R	6'1"	220	24	05/24/83	Barrie, ON	Canisius College				A
Ryan Olson	LP	SW	L	6'5"	200	27	01/16/80	Oakhurst, CA	University of Nevada				AAA
Reggie Rivard	RP	L	R	6'1"	210	29	03/13/78	Fort McMurray, AB	Washington State University				Rookie

2007 STATS

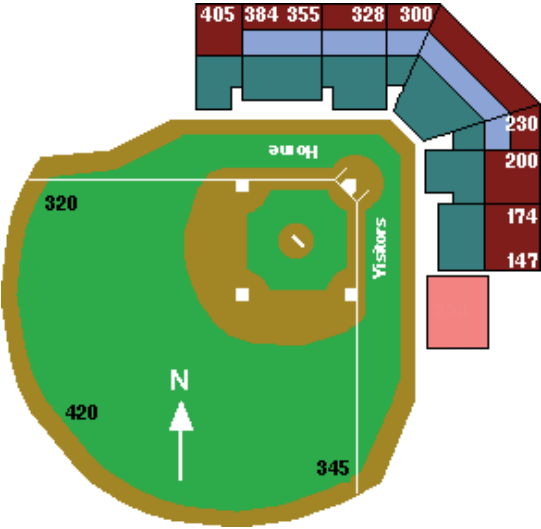
NAME	TEAM	AVG	G	AB	R	H	2B	3B	HR	RBI	BB	SO	SB	CS	OBP	SLG
Patrick Arlis	Kansas City	0.262	46	168	22	44	10	0	1	19	16	38	2	1	0.339	0.339
Darryl Brinkley	Calgary	0.400	87	375	88	150	32	1	14	82	37	45	18	11	0.456	0.603
Nelson Castro	Calgary	0.323	89	384	56	124	28	2	4	43	23	67	15	6	0.365	0.464
Travis Drader																
Jorge Mejia	Pennsylvania	0.221	51	149	18	33	5	0	2	17	9	32	5	3	0.264	0.295
Drew Miller	Calgary	0.299	96	335	74	106	17	2	10	69	68	81	6	1	0.411	0.442
Jose Morban	Somerset	0.291	83	278	46	81	20	3	12	45	32	75	13	8	0.364	0.514
Colin Moro																
Kevin Price	Calgary	0.243	55	177	32	43	16	0	2	26	22	35	0	0	0.346	0.367
Max Soto																
Jorge Tang	Calgary	0.277	93	336	57	93	14	3	1	40	25	58	4	5	0.334	0.345

PITCHERS

		W-L	ERA	G	GS	CG	SV	IP	H	R	ER	HR	BB	SO
Jordy Alexander	Calgary	3-2	4.31	11	8	1	0	48.0	50	25	23	4	18	35
Robert Coello	AZ Angels	1-1	1.37	20	0	0	0	26.1	23	9	4	0	7	26
Geoff Freeborn	Calgary	6-2	4.25	42	0	0	2	42.1	44	24	20	3	25	36
Evan Greusel	Calgary	7-3	4.50	19	14	0	2	88.0	100	45	44	8	27	65
Jon Huizinga	St. Paul	5-1	3.83	36	0	0	1	51.2	58	29	22	0	20	33
Sean Kramer	St. Paul	1-0	5.52	11	0	0	0	14.2	19	9	9	2	6	16
Dallas Mahan	Anderson	3-3	3.52	8	6	0	1	38.1	39	17	15	1	5	21
Nathan Melek	Auburn	4-2	3.98	15	0	0	0	31.2	29	16	14	0	7	28
Jordan Neufeld	Macon	1-0	3.95	21	0	0	2	27.1	21	14	12	2	21	35
Ryan Olson	Calgary	3-2	3.80	34	0	0	5	47.1	57	26	20	3	14	48
Reggie Rivard	Edmonton	1-7	8.29	24	7	1	0	51.0	89	62	47	3	22	40

COACHES

		PLAYING EXPERIENCE		COACHING EXPERIENCE	
Mike Busch	Team Manager	Los Angeles, Cleveland, Fargo-Moorhead, Sioux City		Calgary, Lincoln	
Brad Doss	Bench Coach			Calgary, Dakota State, Montreal (scout)	
Morgan Burkhardt	Hitting Coach	Boston, Kansas City, Richmond, Fukuoka, Chicago (AL)		Calgary	
Evan Greusel	Pitching Coach	Florida, Sioux Falls, Calgary		Calgary	



FOOTHILLS STADIUM

Stadium Address	Crowchild Trail and 24th Ave. Calgary, Alberta T2M 4S7
Stadium (Capacity)	Foothills Stadium (6,000)
OF Dimensions	345-400-345, natural grass outfield
Year Opened	1966
Stadium Highlights	Home of the Calgary Vipers

Directions to the Stadium

From McLeod Trail South

Heading North on McLeod Trail, take a left at Glenmore Trail heading west. Turn right on Crowchild Trail so you are heading north, follow to McMahon stadium. Turn left into parking lot at lights.

From Crowchild Trail North

Follow Crowchild Trail South to McMahon Stadium. Exit directly into the McMahon Stadium parking lot.

From 16th Avenue West

Once on the Trans Canada (16th Ave) head east, follow to McMahon Stadium. Foothills Stadium is located north of McMahon Stadium.

From 16th Avenue East

Once on the Trans Canada Highway (16th Avenue) head west, follow to stadium. Foothills Stadium is located north of McMahon Stadium.

From Calgary International Airport

Take Barlow Trail South, turn right on the Trans Canada (16th Ave) heading west, follow to McMahon Stadium. Foothills Stadium is located north of McMahon Stadium.



2008 CHICO OUTLAWS



Front Office

President/CEO	Bob Linscheid
General Manager	Curt Jacey
Assistant General Manager	Russ Blatt
Director of Public Relations and Broadcasting	Rory Miller
Team Bookkeeper	Casey Beckstrom
Team Manager	Jon Macalutas
Hitting Coach	Chris Corso
Pitching Coach	Reece Borges
Team Office	308 Salem St, Chico, CA, 95928
Phone	530-345-3210
Fax	530-566-0439
Website	www.chicooutlawsbaseball.com
Visiting Team Hotel	Feather Falls Casino, #3 Alverda Dr, Chico, CA 95966, 530-533-3885
Flagship Station	KPAY 1290 AM
Media Contact	Rory Miller, rmiller@goldenbaseball.com
Team Colors	Red and Black
2007 Results44-32

JON MACALUTAS

TEAM MANAGER

The 33-year-old Macalutas has been a fixture in the area's baseball scene for several years. Before joining the Outlaws in 2005, he was a Western Baseball League All-Star as a member of the Chico Heat and has operated his successful baseball school for the past five years. The Stockton, California native enjoyed a seven-year pro career, signing with the Western Baseball League's Salinas Peppers in 1996 out of Cal Poly San Luis Obispo before having his contract purchased by the Milwaukee Brewers in June of that year. Macalutas spent five seasons in the Brewers farm system, reaching double-A Huntsville in 1999 and playing with future major leaguers Ben Sheets, Geoff Jenkins, Jose Valentin, Kelly Wunsch, Fernando Vina and Hideo Nomo.



Macalutas joined the Chico Heat in 2001, and in his two seasons with the club established himself as one of the WBL's most consistent hitters – in 171 games, Jon piled up 219 hits and batted a combined .318, averaged 30 extra-base hits a year, stole 50 bases and drove in 124 runs, helping the Heat capture the 2002 Western Baseball League championship. After attending spring training with the Florida Marlins in 2003, Macalutas elected to retire from pro ball and settle in Chico full-time to concentrate on opening his baseball school. He finished with a .290 career batting average, 58 home runs, 391 RBI and 116 stolen bases.

PLAYING EXPERIENCE

Milwaukee Brewers and Florida Marlins organizations;
AA Huntsville (1999), Chico Outlaws

COACHING EXPERIENCE

Chico Outlaws

CHRIS CORSO

HITTING COACH

Corso has had a unique baseball career, with stints as a player, coach and bat manufacturer. A Bay Area native who now resides in Chico, Chris was a two-time all-conference catcher at Cal State Hayward before signing with the Florida Marlins in 1994. Corso played one season with the single-A Kane County Cougars before injuries forced him to miss the entire '95 season.

Chris served as catching coach for Cal State Hayward prior to joining the independent Western Baseball League's Salinas Peppers in 1996, but was hurt again and saw limited action. Corso finished his career in 1998 with the WBL's Western Warriors (managed by former Chico Heat skipper Charley Kerfeld), then founded Sandlot Sticks, a wood bat manufacturing company supplying many minor league players.



Over the past several years Chris has continued to produce bats as well as develop a variety of coatings and stains for wood decks and counters.

PLAYING EXPERIENCE

Florida Marlins organization

COACHING EXPERIENCE

REECE BORGES

PITCHING COACH

The 31-year-old Borges takes over for Alex Carbajal, who has accepted a job with the Upper Deck Card and Collectibles company. Long-time Chico baseball fans already know Reece well – for three seasons he was one of the anchors of the Chico Heat pitching staff, and for two years Borges was the pitching coach under Anthony Fello at Butte College.

As a player, Reece spent six years in the pro ranks – the right-hander from Reno, Nevada was drafted by the Florida Marlins in 1996 after starring at Lassen Junior College. Borges spent two seasons in the Marlins system and another in the Houston Astros organization, and among his teammates during that time were present major league pitchers Johan Santana, Roy Oswalt, A.J. Burnett and infielder Aaron Miles.



In 2000 Reece came to Chico and immediately became the workhorse of the Heat pitching staff, posting a 10-4 record and a 3.32 earned run average with four complete games and a pair of shutouts, winning the Western Baseball League's "Pitcher of the Week" award three times during the season. Borges battled injuries over the next two years, but still managed to notch nine victories for the Heat plus a pair of playoff wins and was a member of the Chico's 2002 WBL championship team. Reece retired following the '02 season with the third most career victories (19) in franchise history, and ranked second all-time among Heat pitchers in innings pitched (275), third in complete games (4) and fourth in strikeouts (174).

Borges lives in Chico with his wife Allison and son Dominic.

PLAYING EXPERIENCE

Florida Marlins and Houston Astros organizations

COACHING EXPERIENCE

Butte College Pitching Coach



PLAYER ROSTER

JULIAN BENAVIDEZ

1B

BATS R
THROWS R
HEIGHT 6'2"
WEIGHT 215

BORN 04/14/82 OPENING DAY AGE 26
RESIDES Oakland, CA
SCHOOL Diablo Valley JC
HIGHEST LEVEL AA

TEAM	AVG.	G	AB	R	H	2B	3B	HR	RBI	BB	SO	SB	CS	OBP.	SLG.
Sioux City	0.261	71	268	32	70	15	1	8	44	27	51	0	0	0.328	0.414

STEVE BOGGS

OF

BATS SW
THROWS R
HEIGHT 5'10"
WEIGHT 180

BORN 02/29/84 OPENING DAY AGE 24
RESIDES San Diego, CA
SCHOOL San Diego State
HIGHEST LEVEL A

TEAM	AVG.	G	AB	R	H	2B	3B	HR	RBI	BB	SO	SB	CS	OBP.	SLG.
Chico	0.296	74	335	53	99	17	0	3	45	18	54	17	6	0.331	0.373

SHANE CRONIN

C

BATS R
THROWS R
HEIGHT 6'1"
WEIGHT 230

BORN 02/26/76 OPENING DAY AGE 32
RESIDES Maple Valley, WA
SCHOOL Green River Community College
HIGHEST LEVEL AA

LINO GARCIA

OF

BATS R
THROWS R
HEIGHT 6'3"
WEIGHT 185

BORN 10/12/83 OPENING DAY AGE 24
RESIDES Tucson ,AZ
SCHOOL
HIGHEST LEVEL AAA

TEAM	AVG.	G	AB	R	H	2B	3B	HR	RBI	BB	SO	SB	CS	OBP.	SLG.
Modesto	0.254	57	185	27	47	8	2	7	17	11	61	3	1	0.310	0.432

CASEY GARRISON

OF

BATS R
THROWS R
HEIGHT 6'4"
WEIGHT 250

BORN 10/03/82 OPENING DAY AGE 25
RESIDES Oak Run, CA
SCHOOL San Francisco State
HIGHEST LEVEL Independent

TEAM	AVG.	G	AB	R	H	2B	3B	HR	RBI	BB	SO	SB	CS	OBP.	SLG.
Macon	0.295	81	258	44	76	16	0	13	55	32	54	3	1	0.392	0.508

TODD GOSSAGE

3B

BATS L
THROWS R
HEIGHT 6'2"
WEIGHT 180

BORN 06/08/84 OPENING DAY AGE 24
RESIDES Colorado Springs, CO
SCHOOL University of Central Arkansas
HIGHEST LEVEL Independent

TEAM	AVG.	G	AB	R	H	2B	3B	HR	RBI	BB	SO	SB	CS	OBP.	SLG.
Chico	0.276	60	199	43	55	12	1	5	42	30	29	4	1	0.395	0.422

JESSE KOVACS

3B

BATS SW
THROWS R
HEIGHT 6'2"
WEIGHT 195

BORN 11/01/81 OPENING DAY AGE 26
RESIDES Carmel Valley, CA
SCHOOL University of the Pacific
HIGHEST LEVEL Independent

TEAM	AVG.	G	AB	R	H	2B	3B	HR	RBI	BB	SO	SB	CS	OBP.	SLG.
Chico	0.284	67	264	51	75	18	3	6	46	35	57	4	4	0.372	0.443

PLAYER ROSTER



KEVIN MCCARTHY 2B

BATS	R	BORN	05/17/85	OPENING DAY AGE	23
THROWS	R	RESIDES	Modesto, CA		
HEIGHT	5'10"	SCHOOL	Cal State Stanislaus		
WEIGHT	175	HIGHEST LEVEL	Rookie		

DAVID PIERSON 2B

BATS	L	BORN	01/27/84	OPENING DAY AGE	24
THROWS	R	RESIDES	West Covina, CA		
HEIGHT	5'7"	SCHOOL	Cal State San Jose		
WEIGHT	155	HIGHEST LEVEL	Independent		

TEAM	AVG.	G	AB	R	H	2B	3B	HR	RBI	BB	SO	SB	CS	OBP.	SLG.
Chico	0.252	38	107	15	27	4	0	0	8	18	9	9	3	0.367	0.290

ERIC PRINGLE SS

BATS	R	BORN	06/12/82	OPENING DAY AGE	25
THROWS	R	RESIDES	Inglewood, CA		
HEIGHT	5'10"	SCHOOL	Southern University		
WEIGHT	175	HIGHEST LEVEL	Independent		

TEAM	AVG.	G	AB	R	H	2B	3B	HR	RBI	BB	SO	SB	CS	OBP.	SLG.
Chico	0.281	71	221	49	62	7	3	2	36	44	56	21	5	0.407	0.367

GABRIEL RILEY 1B

BATS	L	BORN	02/04/84	OPENING DAY AGE	24
THROWS	R	RESIDES	Elk Grove, CA		
HEIGHT	6'2"	SCHOOL	Consumes River JC		
WEIGHT	205	HIGHEST LEVEL	Rookie		

BRIAN SILVERMAN C

BATS	R	BORN	08/08/84	OPENING DAY AGE	23
THROWS	R	RESIDES	Sunnyvale, CA		
HEIGHT	6'2"	SCHOOL	UC San Diego		
WEIGHT	210	HIGHEST LEVEL	Rookie		

JOSE VALDEZ 3B

BATS	L	BORN	09/06/83	OPENING DAY AGE	24
THROWS	R	RESIDES	Perty Amboy, NJ		
HEIGHT	6'2"	SCHOOL	Liceo Burende (DR)		
WEIGHT	200	HIGHEST LEVEL	A		

TEAM	AVG.	G	AB	R	H	2B	3B	HR	RBI	BB	SO	SB	CS	OBP.	SLG.
Modesto	0.258	85	322	39	83	21	1	3	54	29	54	5	4	0.357	0.320

GERARDO VERASTEGUI C

BATS	L	BORN	01/26/83	OPENING DAY AGE	25
THROWS	R	RESIDES	Atascosa, TX		
HEIGHT	5'10"	SCHOOL	St. Mary's		
WEIGHT	200	HIGHEST LEVEL	A		

TEAM	AVG.	G	AB	R	H	2B	3B	HR	RBI	BB	SO	SB	CS	OBP.	SLG.
Myrtle Beach	0.213	41	122	11	26	4	0	0	10	10	19	0	2	0.276	0.246



PITCHER ROSTER

GREG BICKNELL

RP

BATS	R	BORN	06/10/69	OPENING DAY AGE	39								
THROWS	R	RESIDES	Durham, CA										
HEIGHT	6'1"	SCHOOL	Fresno City College										
WEIGHT	200	HIGHEST LEVEL	AA										
TEAM	W-L	ERA	G	GS	CG	SV	IP	H	R	ER	HR	BB	SO
St. Joe	4-2	4.91	8	8	2	0	55.0	62	33	30	6	9	45

TREVOR CAUGHEY

LP

BATS	L	BORN	11/23/82	OPENING DAY AGE	25								
THROWS	L	RESIDES	San Luis Obispo, CA										
HEIGHT	6'1"	SCHOOL	Cuesta Junior College										
WEIGHT	185	HIGHEST LEVEL	A										
TEAM	W-L	ERA	G	GS	CG	SV	IP	H	R	ER	HR	BB	SO
Kansas City	0-4	5.85	12	6	0	0	40.0	49	31	26	3	23	31

ROB ELLIS

LP

BATS	L	BORN	01/31/80	OPENING DAY AGE	28
THROWS	L	RESIDES	Oakland, CA		
HEIGHT	6'3"	SCHOOL	Mission College		
WEIGHT	190	HIGHEST LEVEL	A		

BEREK FASKING

RP

BATS	R	BORN	02/22/85	OPENING DAY AGE	23
THROWS	R	RESIDES	Redding, CA		
HEIGHT	6'3"	SCHOOL	Shasta JC		
WEIGHT	200	HIGHEST LEVEL	Rookie		

TODD GELATKA

RP

BATS	L						BORN	08/02/81	OPENING DAY AGE					26
THROWS	R						RESIDES	Lake Elsinore, CA						
HEIGHT	6'2"						SCHOOL	Golden West						
WEIGHT	210						HIGHEST LEVEL	Rookie League						
TEAM	W-L	ERA	G	GS	CG	SV	IP	H	R	ER	HR	BB	SO	
Chico	2-2	3.10	30	0	0	18	29.0	30	11	10	1	11	29	

DERRICK LANDAVAZO

RP

BATS	L	BORN	07/25/83	OPENING DAY AGE	24
THROWS	R	RESIDES	Union City, CA		
HEIGHT	5'10"	SCHOOL	Lewis & Clark State College		
WEIGHT	200	HIGHEST LEVEL	Independent		

DERRICK LOOP

LP

BATS	R	BORN	12/11/83	OPENING DAY AGE	24								
THROWS	L	RESIDES	Lake Matthews, CA										
HEIGHT	6'3"	SCHOOL	Cal State- Los Angeles										
WEIGHT	225	HIGHEST LEVEL	A										
TEAM	W-L	ERA	G	GS	CG	SV	IP	H	R	ER	HR	BB	SO
Chico	8-5	3.82	17	0	0	0	92.0	94	55	39	5	47	58

PITCHER ROSTER



TYLER PEARSON RP

BATS	R							BORN	04/28/85	OPENING DAY AGE	23		
THROWS	R							RESIDES	Ukiah, CA				
HEIGHT	6'3"							SCHOOL	University of Northern Colorado				
WEIGHT	195							HIGHEST LEVEL	Independent				
TEAM	W-L	ERA	G	GS	CG	SV	IP	H	R	ER	HR	BB	SO
Chico	5-6	6.92	15	9	1	0	65.0	91	57	50	10	13	42

RUDY QUINONEZ RP

BATS	R						BORN	06/17/84	OPENING DAY AGE					23
THROWS	R						RESIDES	Whittier, CA						
HEIGHT	6'1"						SCHOOL	California State- Fresno						
WEIGHT	200						HIGHEST LEVEL A							
TEAM	W-L	ERA	G	GS	CG	SV	IP	H	R	ER	HR	BB	SO	
Macon	2-5	4.66	36	0	0	0	48.1	55	32	25	3	13	54	

JASON ROACH LP

BATS	L							BORN	03/11/84	OPENING DAY AGE	24		
THROWS	L							RESIDES	Sacramento, CA				
HEIGHT	5'10"							SCHOOL	Sac City/Albertson				
WEIGHT	170							HIGHEST LEVEL	Rookie League				
TEAM	W-L	ERA	G	GS	CG	SV	IP	H	R	ER	HR	BB	SO
Idaho Falls	4-1	3.26	21	0	0	2	30.1	31	13	11	1	5	38



SUMMARY

NAME	BATS		HEIGHT		OPENING DAY		BORN	RESIDES	SCHOOL	HIGHEST LEVEL
	POSITION	THROWS								
Julian Benavidez	1B	R	R	6'2"	215	26	04/14/82	Oakland, CA	Diablo Valley JC	AA
Steve Boggs	OF	SW	R	5'10"	180	24	02/29/82	San Diego, CA	San Diego State	A
Shane Cronin	C	R	R	6'1"	230	32	02/26/76	Maple Valley, WA	Green River Community College	AA
Lino Garcia	OF	R	R	6'3"	185	24	10/12/83	Tucson, AZ		AAA
Casey Garrison	OF	R	R	6'4"	250	25	10/03/82	Oak Run, CA	San Francisco State	Independent
Todd Gossage	3B	L	R	6'2"	180	24	06/08/84	Colorado Springs, CO	University of Central Arkansas	Independent
Jesse Kovacs	3B	SW	R	6'2"	195	26	11/01/81	Carmel Valley, CA	University of the Pacific	Independent
Kevin McCarthy	2B	R	R	5'10"	175	23	05/17/85	Modesto, CA	Cal State Stanislaus	Rookie
David Pierson	2B	L	R	5'7"	155	24	01/27/84	West Covina, CA	Cal State San Jose	Independent
Eric Pringle	SS	R	R	5'10"	175	25	06/12/82	Inglewood, CA	Southern University	Independent
Gabriel Riley	1B	L	R	6'2"	205	24	02/04/84	Elk Grove, CA	Consumes River JC	Rookie
Brian Silverman	C	R	R	6'2"	210	23	08/08/84	Sunnyvale, CA	UC San Diego	Rookie
Jose Valdez	3B	L	R	6'2"	200	24	09/06/83	Perry Amboy, NJ	Liceo Burende (DR)	A
Gerardo Verastegui	C	L	R	5'10"	200	25	01/26/83	Atascosa, TX	St. Mary's	A
PITCHERS										
Greg Bicknell	RP	R	R	6'1"	200	39	06/10/69	Durham, CA	Fresno City College	AA
Trevor Caughey	LP	L	L	6'1"	185	25	11/23/82	San Luis Obispo, CA	Cuesta Junior College	A
Rob Ellis	LP	L	L	6'3"	190	28	01/31/80	Oakland, CA	Mission College	A
Berek Fasking	RP	R	R	6'3"	200	23	02/22/85	Redding, CA	Shasta JC	Rookie
Todd Gelatka	RP	L	R	6'2"	210	26	08/02/81	Lake Elsinore, CA	Golden West	Rookie League
Derrick Landavazo	RP	L	R	5'10"	200	24	07/25/83	Union City, CA	Lewis & Clark State College	Independent
Derrick Loop	LP	R	L	6'3"	225	24	12/11/83	Lake Matthews, CA	Cal State Los Angeles	A
Tyler Pearson	RP	R	R	6'3"	195	23	04/28/85	Ukiah, CA	University of Northern Colorado	Independent
Rudy Quinonez	RP	R	R	6'1"	200	23	06/17/84	Whittier, CA	Cal State Fresno	A
Jason Roach	LP	L	L	5'10"	170	24	03/11/84	Sacramento, CA	Sac City/ Albertson	Rookie League

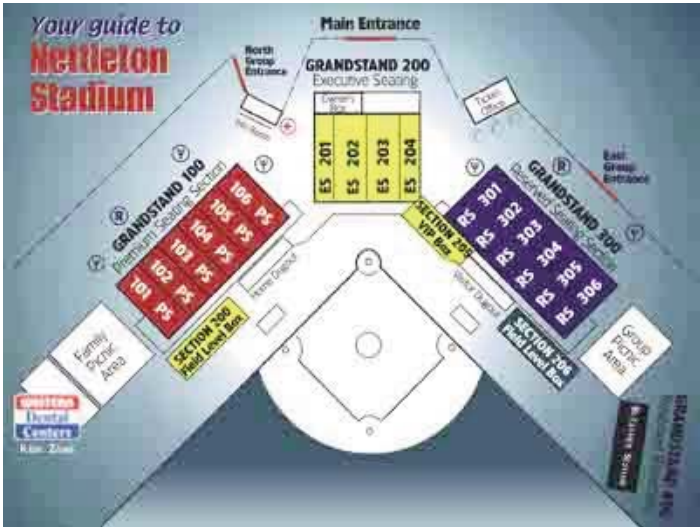
2007 STATS

NAME	TEAM	AVG	G	AB	R	H	2B	3B	HR	RBI	BB	SO	SB	CS	OBP	SLG
Julian Benavidez	Sioux City	0.261	71	268	32	70	15	1	8	44	27	51	0	0	0.328	0.414
Steve Boggs	Chico	0.296	74	335	53	99	17	0	3	45	18	54	17	6	0.331	0.373
Shane Cronin																
Lino Garcia	Modesto	0.254	57	185	27	47	8	2	7	17	11	61	3	1	0.310	0.432
Casey Garrison	Macon	0.295	81	258	44	76	16	0	13	55	32	54	3	1	0.392	0.508
Todd Gossage	Chico	0.276	60	199	43	55	12	1	5	42	30	29	4	1	0.395	0.422
Jesse Kovacs	Chico	0.284	67	264	51	75	18	3	6	46	35	57	4	4	0.372	0.443
Kevin McCarthy																
David Pierson	Chico	0.252	38	107	15	27	4	0	0	8	18	9	9	3	0.367	0.290
Eric Pringle	Chico	0.281	71	221	49	62	7	3	2	36	44	56	21	5	0.407	0.367
Gabriel Riley																
Brian Silverman																
Jose Valdez	Modesto	0.258	85	322	39	83	21	1	3	54	29	54	5	4	0.357	0.320
Gerardo Verastegui	Myrtle Beach	0.213	41	122	11	26	4	0	0	10	10	19	0	2	0.276	0.246

PITCHERS		W-L	ERA	G	GS	CG	SV	IP	H	R	ER	HR	BB	SO
Greg Bicknell	St. Joe	4-2	4.91	8	8	2	0	55.0	62	33	30	6	9	45
Trevor Caughey	Kansas City	0-4	5.85	12	6	0	0	40.0	49	31	26	3	23	31
Rob Ellis														
Berek Fasking														
Todd Gelatka	Chico	2-2	3.10	30	0	0	18	29.0	30	11	10	1	11	29
Derrick Landavazo														
Derrick Loop	Chico	8-5	3.82	17	0	0	0	92.0	94	55	39	5	47	58
Tyler Pearson	Chico	5-6	6.92	15	9	1	0	65.0	91	57	50	10	13	42
Rudy Quinonez	Macon	2-5	4.66	36	0	0	0	48.1	55	32	25	3	13	54
Jason Roach	Idaho Falls	4-1	3.26	21	0	0	2	30.1	31	13	11	1	5	38

COACHES		PLAYING EXPERIENCE		COACHING EXPERIENCE	
Jon Macalutas	Team Manager	Milwaukee & Florida organizations		Chico Outlaws	
Chris Corso	Hitting Coach	Florida organization		Chico Outlaws	
Reece Borges	Pitching Coach	Florida & Houston		Butte College	

STADIUM INFORMATION



Stadium Address.....	800 College Dr., Chico, CA
Stadium (Capacity).....	Nettleton Stadium (4,200)
OF Dimensions	330-405-330, natural grass
Year Opened	1997
Stadium Highlights.....	Home to the Chico State Wildcats, Named after former owner of the Western Baseball League's Chico Heat (Steve Nettleton)

From Highway 99: Take the 1st Avenue exit. Take a left on Esplanade and a right on West Sacramento Avenue. After you cross Warner St, the stadium will be on your left.

Directions to the Stadium

From Highway 32: Turn right onto Ivy Street. Ivy street turns into Warner Street. Take a left on College Drive and enter the parking lot.



2008 EDMONTON CRACKER CATS



Front Office

General ManagerTBA
Group Sales/Office ManagerMarlise Lamoureux
Group SalesPierre Farage
Corporate & Public Relations ManagerAndrea Haughian
Corporate Sales & Web Design ServicesJeremy Klausner
Corporate Sales & PromotionsJordan Pryma
PA AnnouncerSukhi Sandhar
Team ManagerBrent Bowers
Hitting CoachJohn Harris
Bench CoachBilly Bryk
Bench CoachGordon Gerlach
Team Office10233-96th Avenue Edmonton, Alberta T5K 0A5
Phone(780) 423-2255
Fax(780) 423-3112
Emailandrea@crackercats.ca
Websitewww.crackercats.ca
Visiting Team Hotel
University of Alberta-Lister Hall, 1-050 Lister Centre, Edmonton, Alberta, T6G2H6, 780-492-6056	
Media ContactAndrea Haughian (780) 423-2255 ext 228 andrea@crackercats.ca
Team Colorsblue, black, silver, white
2007 Team Record37-58 (Northern League)

BRENT BOWERS

TEAM MANAGER

Brent Bowers was a top high school prospect out of Bridgeview, Illinois and was drafted in the second round, 1989, by the Toronto Blue Jays. After playing seven years in the Blue Jay system he signed as a free agent with Baltimore where he batted, .308 in 21 games, helping drive the Orioles to the American League Championship series in 1996.

Bowers continued with several affiliated minor league clubs then played with international teams. Bowers began coaching with Solano of the Golden State League in 2002. After stints with Gary and Windy City, he moved to Winnipeg for the 2007 season. Fluent in Spanish, Bowers earned Winter Columbian League Manager of The Year for 2007.

PLAYING EXPERIENCE

Toronto, Baltimore, Philadelphia, Chicago (NL)
New York (NL), Cincinnati, South Korea

COACHING EXPERIENCE

Solano, Gary, Windy City, Winnipeg



JOHN HARRIS

PITCHING COACH

John began his playing career with the California Angels in 1977, going on to play six seasons with the organization, including three at the Major League level. He also played in the Cincinnati Reds and Detroit Tigers organizations.

John began his management career in 1999 in Lafayette, Louisiana, within the Texas-Louisiana league. He went on to manage in Amarillo, Harligan, San Angelo, and Corpus Christi.

John attended Labbach Christian College, where he was a three time All-American. He currently resides in Cloves, New Mexico.

PLAYING EXPERIENCE

California Angels, Cincinnati, Detroit

COACHING EXPERIENCE

Lafayette, Amarillo, San Angelo, Corpus Christi, Harligan



BILLY BRYK

BENCH COACH

Billy joins the Cracker Cats as one of Brent Bowers' bench coaches. Billy hails from a baseball family, as the son of longtime Padres and Pirates scout Billy Bryk. The younger Billy counts the scouting trips he took with his father to be among his favorite memories.

The Chicago native also has substantial experience as a player, playing in college and in the Australian leagues.

PLAYING EXPERIENCE

Australian Leagues, College

COACHING EXPERIENCE

Edmonton Cracker Cats



GORDON GERLACH

HITTING COACH

Gordon has extensive baseball experience, on both a domestic and international level. As a coach with Team Canada, Gordon has made World Cup appearances in 1998, 2001, 2003, and 2005. He was a Bronze medalist with the team at the Pan Am Games in 1999, and with the National Junior Team in 2001.

In 2002, Gordon was the hitting coach with the Oakland Athletics Class A affiliate in Vancouver. Gordon has been with the Cracker Cats since 2005, and spent this past winter as manager of the 2007 Australian National Champions, the Perth Heat.

PLAYING EXPERIENCE

Edmonton Tigers

COACHING EXPERIENCE

Edmonton, Oakland, Perth (Australia), Team Canada





PLAYER ROSTER

CARLOS ARROYO 1B

BATS	L	BORN							05/30/81	OPENING DAY AGE				27	
THROWS	L	RESIDES							Cartagena, Colombia						
HEIGHT	5'11"	SCHOOL													
WEIGHT	190	HIGHEST LEVEL							A						
TEAM	AVG.	G	AB	R	H	2B	3B	HR	RBI	BB	SO	SB	CS	OBP.	SLG.
Macon	0.305	76	292	59	89	16	1	3	45	28	30	1	3	0.364	0.397

JOSH CARTER OF

BATS	R	BORN		11/05/80	OPENING DAY AGE		27								
THROWS	R	RESIDES		Fallbrook CA											
HEIGHT	6'2"	SCHOOL		Oregon State University											
WEIGHT	210	HIGHEST LEVEL		AA											
TEAM	AVG.	G	AB	R	H	2B	3B	HR	RBI	BB	SO	SB	CS	OBP.	SLG.
Kalamazoo	0.311	94	351	65	109	21	1	12	75	24	47	6	0	0.354	0.396

JONATHAN CASTRO 2B

BATS	SW							BORN	11/29/83		OPENING DAY AGE				24	
THROWS	R							RESIDES	Santo Domingo, DR							
HEIGHT	6'1"							SCHOOL								
WEIGHT	160							HIGHEST LEVEL A								
TEAM	AVG.	G	AB	R	H	2B	3B	HR	RBI	BB	SO	SB	CS	OBP.	SLG.	
Hagerstown	0.164	35	110	12	18	1	0	0	7	11	29	1	2	0.252	0.173	

KEVIN HOUSE OF

BATS	R								BORN	07/27/82	OPENING DAY AGE				25
THROWS	R								RESIDES	Memphis, TN					
HEIGHT	5'11"								SCHOOL	University of Memphis					
WEIGHT	200								HIGHEST LEVEL A						
TEAM	AVG.	G	AB	R	H	2B	3B	HR	RBI	BB	SO	SB	CS	OBP.	SLG.
Edmonton	0.301	48	166	28	50	7	4	2	20	15	34	16	2	0.361	0.428

JOE JIANNETTI 2B

BATS	R	BORN							09/25/81	OPENING DAY AGE				26	
THROWS	R	RESIDES							Tampa, FL						
HEIGHT	6'1"	SCHOOL							Daytona Beach CC						
WEIGHT	190	HIGHEST LEVEL							AA						
TEAM	AVG.	G	AB	R	H	2B	3B	HR	RBI	BB	SO	SB	CS	OBP.	SLG.
Newark	0.227	57	194	24	44	10	0	3	19	20	44	1	2	0.295	0.325

JORDAN LUNDBERG C

BATS	R					BORN				05/19/83	OPENING DAY AGE				25	
THROWS	R					RESIDES				Midhurst, ON						
HEIGHT	5'10"					SCHOOL				Missouri Valley College						
WEIGHT	185					HIGHEST LEVEL				Independent						
TEAM	AVG.	G	AB	R	H	2B	3B	HR	RBI	BB	SO	SB	CS	OBP.	SLG.	
Winnipeg	0.232	25	69	12	16	1	0	3	9	6	18	0	2	0.312	0.377	

DAN LUYBEN 2B

BATS	L	BORN		OPENING DAY AGE	21
THROWS	R	RESIDES	Long Beach, CA		
HEIGHT	5'9"	SCHOOL	Cerritos JC		
WEIGHT	170	HIGHEST LEVEL	Rookie		

PLAYER ROSTER



MARCUS NETTLES OF

BATS	L								BORN	05/15/80	OPENING DAY AGE			27	
THROWS	L								RESIDES	Chicago, IL					
HEIGHT	5'11"								SCHOOL	University of Miami					
WEIGHT	185								HIGHEST LEVEL	AA					
TEAM	AVG.	G	AB	R	H	2B	3B	HR	RBI	BB	SO	SB	CS	OBP.	SLG.
Newark	0.297	84	306	56	91	10	6	0	49	33	45	49	11	0.361	0.369

JOHN PASIEKA C

BATS	R	BORN	11/12/84	OPENING DAY AGE	23
THROWS	R	RESIDES	West Islip, NY		
HEIGHT	5'10"	SCHOOL	Stonybrook University		
WEIGHT	200	HIGHEST LEVEL	Independent		

CHRIS VAN ROSSUM OF

BATS	L	BORN 02/15/74										OPENING DAY AGE 34				
THROWS	L	RESIDES										Salinas, CA				
HEIGHT	6'3"	SCHOOL										University of the Pacific				
WEIGHT	215	HIGHEST LEVEL AA														
TEAM	AVG.	G	AB	R	H	2B	3B	HR	RBI	BB	SO	SB	CS	OBP.	SLG.	
Lancaster	0.254	104	355	56	90	11	4	13	57	35	77	14	3	0.323	0.417	

RUDDY YAN OF

BATS	S								BORN	02/18/82	OPENING DAY AGE				26	
THROWS	R								RESIDES	La Romana, DR						
HEIGHT	6'0"								SCHOOL							
WEIGHT	190								HIGHEST LEVEL	AAA						
TEAM	AVG.	G	AB	R	H	2B	3B	HR	RBI	BB	SO	SB	CS	OBP.	SLG.	
Bowie	0.263	98	373	52	98	14	3	3	22	32	39	10	10	0.321	0.340	



PITCHER ROSTER

CHRIS MOWDAY

RP

BATS R
THROWS R
HEIGHT 6'4"
WEIGHT 210
OPENING DAY AGE 26

BORN 08/24/81
RESIDES Brisbane, Australia
SCHOOL
HIGHEST LEVEL A

AGUSTIN MONTERO

RP

BATS R
THROWS R
HEIGHT 6'3"
WEIGHT 210
OPENING DAY AGE 30

BORN 08/26/77
RESIDES San Pedro de Macoris, DR
SCHOOL
HIGHEST LEVEL MLB

TEAM	W-L	ERA	G	GS	CG	SV	IP	H	R	ER	HR	BB	SO
Laguna	2-3	5.29	25	0	0	3	32.1	34	19	19	0	17	31

RANDY RAPP

RP

BATS R
THROWS R
HEIGHT 6'0"
WEIGHT 185
OPENING DAY AGE 26

BORN 09/09/81
RESIDES Bohemia, NY
SCHOOL Suffolk County
HIGHEST LEVEL A

TEAM	W-L	ERA	G	GS	CG	SV	IP	H	R	ER	HR	BB	SO
Winnipeg	1-1	5.70	22	0	0	0	30.0	39	19	19	2	18	23

NICK PETERSON

RP

BATS R
THROWS R
HEIGHT 6'3"
WEIGHT 210
OPENING DAY AGE 23

BORN 08/03/84
RESIDES Odessa, FL
SCHOOL University of Tampa
HIGHEST LEVEL A

TEAM	W-L	ERA	G	GS	CG	SV	IP	H	R	ER	HR	BB	SO
Charleston-SC	3-1	8.78	14	0	0	0	13.1	10	18	13	4	19	23

JOEL SCHMAL

LP

BATS L
THROWS L
HEIGHT 6'2"
WEIGHT 240
OPENING DAY AGE 23

BORN 08/13/84
RESIDES Highland, IN
SCHOOL Florida Atlantic University
HIGHEST LEVEL Independent

TEAM	W-L	ERA	G	GS	CG	SV	IP	H	R	ER	HR	BB	SO
Sioux City	2-2	4.01	33	1	0	1	49.1	60	31	22	2	17	23

PETE SIKARAS

RP

BATS R
THROWS R
HEIGHT 6'2"
WEIGHT 210
OPENING DAY AGE 28

BORN 05/05/79
RESIDES Niles, IL
SCHOOL University of St. Francis
HIGHEST LEVEL AAA

TEAM	W-L	ERA	G	GS	CG	SV	IP	H	R	ER	HR	BB	SO
Edmonton	2-1	10.43	17	0	0	5	14.2	20	18	17	2	15	10

PITCHER ROSTER



STEVE SMYTH

LP

BATS SW
THROWS L
HEIGHT 6'1"
WEIGHT 215
OPENING DAY AGE 29

BORN 06/03/78
RESIDES Brawly, CA
SCHOOL USC
HIGHEST LEVEL MLB

TEAM	W-L	ERA	G	GS	CG	SV	IP	H	R	ER	HR	BB	SO
York	1-3	6.39	16	4	0	0	31.0	38	23	22	6	19	28

PHIL SOBKOW

RP

BATS R
THROWS R
HEIGHT 6'5"
WEIGHT 220
OPENING DAY AGE 26

BORN 06/17/81
RESIDES Yorkton, SK
SCHOOL Central Missouri State
HIGHEST LEVEL A

TEAM	W-L	ERA	G	GS	CG	SV	IP	H	R	ER	HR	BB	SO
Edmonton	1-1	5.88	17	2	0	0	33.2	42	29	22	3	16	29

JAKE UPWOOD

LP

BATS L
THROWS L
HEIGHT 5'11"
WEIGHT 175
OPENING DAY AGE 26

BORN 09/19/80
RESIDES Colorado Springs, CO
SCHOOL Ithaca College
HIGHEST LEVEL A

TEAM	W-L	ERA	G	GS	CG	SV	IP	H	R	ER	HR	BB	SO
S. Georgia	5-0	2.53	35	0	0	0	42.2	32	18	12	2	25	35

ERIC VAN SLYKE

RP

BATS R
THROWS R
HEIGHT 6'1"
WEIGHT 220
OPENING DAY AGE 24

BORN 05/11/84
RESIDES Phoenix, AZ
SCHOOL Trevecca Nazarene University
HIGHEST LEVEL Rookie League

TEAM	W-L	ERA	G	GS	CG	SV	IP	H	R	ER	HR	BB	SO
AZ Royals	1-1	0.83	18	0	0	9	21.2	14	3	2	0	5	29



SUMMARY

2008 PLAYERS

NAME	BATS			HEIGHT			OPENING DAY			RESIDES	SCHOOL	HIGHEST LEVEL
	POSITION	THROWS		WEIGHT	AGE	BORN						
Carlos Arroyo	1B	L	R	5'11"	190	27	05/30/81			Cartagena, Colombia		A
Josh Carter	OF	R	R	6'2"	210	27	11/05/80			Fallbrook, CA	Oregon State University	AA
Jonathan Castro	2B	SW	R	6'1"	160	24	11/29/83			Santo Domingo, DR		A
Kevin House	OF	R	R	5'11"	200	25	07/27/82			Memphis, TN	University of Memphis	A
Joe Jannetti	3B	R	R	6'1"	190	26	09/25/81			Tampa, FL	Daytona Beach CC	AA
Jordan Lundberg	C	R	R	5'10"	185	25	05/19/83			Midhurst, ON	Missouri Valley College	Independent
Dan Luyben	2B	L	R	5'9"	170	21				Long Beach, CA	Cerritos JC	Rookie
Marcus Nettles	OF	L	L	5'11"	185	27	05/15/80			Chicago, IL	University of Miami	AA
John Pasieka	C	R	R	5'10"	200	23	11/12/84			West Islip, NY	Stonybrook University	Independent
Chris Van Rossum	OF	L	L	6'3"	215	34	02/15/74			Salinas, CA	University of the Pacific	AA
Ruddy Yan	OF	SW	R	6'0"	190	26	02/18/82			La Romana, DR		A

PITCHERS

Chris Mowday	RP	R	R	6'4"	210	26	08/24/81			Brisbane, Australia		A
Augustine Montero	RP	R	R	6'3"	210	30	08/26/77			San Pedro de Macoris, DR		MLB
Randy Rapp	RP	R	R	6'0"	185	26	09/09/81			Bohemia, NY	Suffolk County College	A
Nick Peterson	RP	R	R	6'3"	210	23	08/03/84			Odessa, FL	University of Tampa	A
Joel Schmal	LP	L	L	6'2"	240	23	08/13/84			Highland, IN	Florida Atlantic University	Independent
Pete Sikaras	RP	R	R	6'2"	210	28	05/05/79			Niles, IL	University of St. Francis	Rookie
Steve Smyth	LP	SW	L	6'1"	215	29	06/03/78			Brawly, CA	USC	MLB
Phil Sobkow	RP	R	R	6'5"	220	26	06/17/81			Yorkton, SK	Central Missouri State	A
Jake Upwood	LP	L	L	5'11"	175	26	09/19/80			Colorado Springs, CO	Ithaca College	A
Eric Van Slyke	RP	R	R	6'1"	220	24	05/11/84			Phoenix, AZ	Trevecca Nazarene University	Rookie League

2007 STATS

NAME	TEAM	AVG.	G	AB	R	H	2B	3B	HR	RBI	BB	SO	SB	CS	OBP.	SLG.
Carlos Arroyo	Macon	0.305	76	292	59	89	16	1	3	45	28	30	1	3	0.364	0.397
Josh Carter	Kalmazoo	0.331	94	351	65	109	21	1	12	75	24	47	6	0	0.354	0.396
Jonathan Casto	Hagerstown	0.164	35	110	12	18	1	0	0	7	11	29	1	2	0.252	0.173
Kevin House	Edmonton	0.301	48	166	28	50	7	4	2	20	15	34	16	2	0.361	0.428
Joe Jannetti	Newark	0.227	57	194	24	44	10	0	3	19	20	44	1	2	0.295	0.325
Jordan Lundberg	Winnipeg	0.232	25	69	12	16	1	0	3	9	6	18	0	2	0.312	0.377
Dan Luyben																
Marcus Nettles	Newark	0.297	84	306	56	91	10	6	0	49	33	45	49	11	0.361	0.369
John Pasieka																
Chris Van Rossum	Lancaster	0.254	104	355	56	90	11	4	13	57	35	77	14	3	0.323	0.417
Ruddy Yan	Bowie	0.263	98	373	52	98	14	3	3	22	32	39	10	10	0.321	0.340

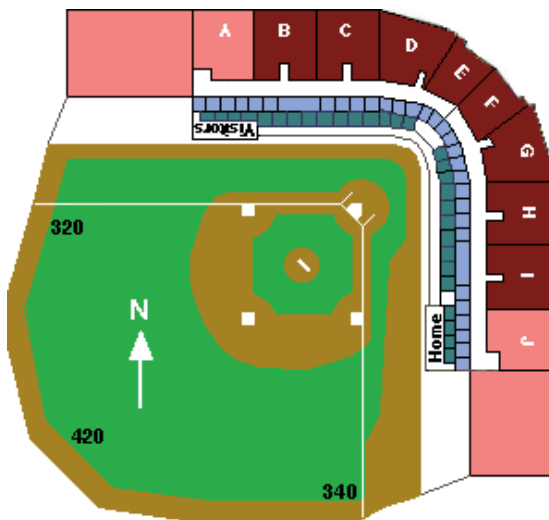
PITCHERS

		W-L	ERA	G	GS	CG	SV	IP	H	R	ER	HR	BB	SO
Chris Mowday														
Agustin Montero	Laguna	2-3	5.29	25	0	0	3	32.1	34	19	19	0	17	31
Randy Rapp	Winnipeg	1-1	5.70	22	0	0	0	30.0	39	19	19	2	18	23
Nick Peterson	Charleston-SC	3-1	8.78	14	0	0	0	13.1	10	18	13	4	19	23
Joel Schmal	Sioux City	2-2	4.01	33	1	0	1	49.1	60	31	22	2	17	23
Pete Sikaras	Edmonton	2-1	10.43	17	0	0	5	14.2	20	18	17	2	15	10
Steve Smyth	York	1-3	6.39	16	4	0	0	31.0	38	23	22	6	19	28
Phil Sobkow	Edmonton	1-1	5.88	17	2	0	0	33.2	42	29	22	3	16	29
Jake Upwood	S. Georgia	5-0	2.53	35	0	0	0	42.2	32	18	12	2	25	35
Eric Van Slyke	AZ Royals	1-1	0.83	18	0	0	9	21.2	14	3	2	0	5	29

COACHES

		PLAYING EXPERIENCE				COACHING EXPERIENCE			
Brent Bowers	Team Manager	Toronto, Baltimore, Philadelphia, Cincinnati				Solano, Gary, Windy City, Winnipeg			
John Haris	Pitching Coach	California (AL), Cincinnati, Detroit				Amarillo, San Angelo, Lafayette, Harligan, Corpus Christi			
Billy Bryk	Bench Coach	Australian Leagues				Edmonton			
Gordon Gerlach	Hitting Coach	Edmonton Tigers				Oakland, Perth (Australia), Team Canada			

STADIUM INFORMATION



TELUS FIELD

Stadium Address	10233 - 96 Av., Edmonton T5K 0A5
Stadium (Capacity)	Telus Field (10,000)
OF Dimensions	340-420-320, artificial turf infield and natural grass outfield
Year Opened	1995
Stadium Highlights	Home of the Edmonton Cracker Cats

Directions to the Stadium

From Downtown (North)

South on 100 St. NW, Merge onto Rossdale Rd NW, Follow Rossdale Rd to 104 St. NW
 Follow sign (for "9469 Rossdale Rd") to make U-turn on to Rossdale Rd NW North
 Make wide left (U) turn to Northbound Rossdale Rd., Immediately move to righthand lane
 Turn right onto 96 Ave. NW
 Stadium is on right, main parking is on left

From South (Due south, Kinsment Park)

North on Rossdale Rd NW, Cross bridge over Saskatchewan River
 Turn right onto 96 Ave. NW, Stadium is on right, main parking is on left

From East (Scona Rd/Connors Rd NW)

North on Scone Rd (or West on Connors Rd NW)
 Cross (either) bridge over Saskatchewan River
 Turn Left (follow Rossdale Rd. NW) to 104 St. NW
 Follow sign (for "9469 Rossdale Rd") to make U-turn on to Rossdale Rd NW North
 Turn right onto 96 Ave. NW
 Stadium is on right, main parking is on left



2008 LONG BEACH ARMADA



Front Office

President/Chairman	Steve Bash
Assistant General Manager.....	Grant Wilson
Director of Marketing	Andrew Veis
Director of Business Operations	Doug Cowgill
Director of Ticket Operations	Arin Gullen
Director of Corporate Sales	Mike Hobbs
Team Manager	Steve Yeager
Team Office	4720 East Los Coyotes Diagonal, Long Beach, CA, 90815
Phone	562-498-4487
Fax	562-498-4489
Website	www.longbeacharmada.com
Press Box Phone	562-856-8621
Media Contact	Steve Bash, sbash@goldenbaseball.com
Team Colors	Blue and Red
2007 Results	48-28
Visiting Team Hotel	Comfort Inn, 200 E Willow St, Long Beach, CA, 90806 562-426-7611
Flagship Station	KWRM 1370 AM

STEVE YEAGER

TEAM MANAGER

Steve Yeager is the current field manager of the Long Beach Armada Professional Baseball Team. In addition to his playing career, Yeager has managed and coached in the independent minor leagues and in the Dodgers farm system at levels up through Triple-A. Yeager led the Long Beach Breakers to the Western Baseball League championship in 2001.

Yeager was a fourth round draft choice by the Los Angeles Dodgers in 1967 out of Meadowdale High School in Dayton, Ohio. He climbed quickly through the Dodgers farm system, earning All-Star honors in Double-A and establishing a reputation as one of the finest young defensive catchers in professional baseball. He broke into the majors late in 1972 with the Dodgers. His command of the game and throwing ability were key to the Dodgers advancing to the World Series four times in his career, capped by the 1981 World Series victory over the New York Yankees when Yeager shared MVP honors with teammates Pedro Guerrero and Ron Cey.



Called by Lou Brock the greatest throwing catcher of all-time, he was also dangerous at the plate as he belted 102 home runs in his career, had a lifetime batting average of .321 with the bases loaded, and had a career World Series batting average of .298 during his four October classics. He continued to be part of the Dodger organization after his playing career ended as he coached future Dodgers in Single-A, Double-A, and Triple-A since the 1990s. Current Dodger players Russell Martin, James Loney, Andy LaRoche, Matt Kemp, Andre Ethier, Tony Abreau, and a slew of others have all been under Yeager's tutelage throughout their rise to the big leagues.

Dodger and baseball fans alike hold Yeager close to their hearts as a fan favorite for his hardnosed play and also for his entertaining lifestyle. Whether it was appearing in all three Major League movies as coach Duke Temple, dancing on the television show Solid Gold, or being featured in one of National Geographic's Top 100 All-Time photos as he planted a kiss on Dodger bench coach Monty Basgall's head in the dugout during a game, Yeager always had fun both on and off the field. Yeager is credited for inventing the catcher's throat protector now worn at all levels of baseball after he was hit in the throat by a broken bat during a Dodger game in 1976. Yeager is also a cousin of famed test-pilot Chuck Yeager.

PLAYING EXPERIENCE

Los Angeles, Seattle

COACHING EXPERIENCE

Hitting Coach: San Bernadino, Jacksonville, Las Vegas



PLAYER ROSTER

CLEATUS DAVIDSON

2B

BATS SW
THROWS R
HEIGHT 5'10"
WEIGHT 170
OPENING DAY AGE 31

BORN 11/01/76
RESIDES Bartow, FL
SCHOOL Lake Wales HS
HIGHEST LEVEL MLB

NORM HUTCHINS

1B

BATS R
THROWS R
HEIGHT 5'11"
WEIGHT 190
OPENING DAY AGE 32

BORN 11/20/75
RESIDES Greenburgh, NY
SCHOOL Lincoln HS
HIGHEST LEVEL AAA

TEAM	AVG.	G	AB	R	H	2B	3B	HR	RBI	BB	SO	SB	CS	OBP.	SLG.
Long Island	0.309	78	298	38	92	20	1	6	47	16	68	10	0	0.350	0.443

CHRIS KLEMM

OF

BATS L
THROWS L
HEIGHT 6'2"
WEIGHT 210
OPENING DAY AGE 27

BORN 04/25/81
RESIDES Whittier CA
SCHOOL University of California-Irvine
HIGHEST LEVEL A

TEAM	AVG.	G	AB	R	H	2B	3B	HR	RBI	BB	SO	SB	CS	OBP.	SLG.
Long Beach	0.270	73	293	68	79	14	3	5	32	44	56	19	0	0.380	0.389

RYAN LEHR

3B

BATS R
THROWS R
HEIGHT 5'11"
WEIGHT 200
OPENING DAY AGE 29

BORN 02/15/79
RESIDES La Mesa, CA
SCHOOL Grossmont HS
HIGHEST LEVEL A

TEAM	AVG.	G	AB	R	H	2B	3B	HR	RBI	BB	SO	SB	CS	OBP.	SLG.
Camden	0.232	43	125	14	29	6	0	2	14	10	24	0	0	0.284	0.328

OCTAVIO MARTINEZ

C

BATS R
THROWS R
HEIGHT 6'0"
WEIGHT 185
OPENING DAY AGE 28

BORN 07/30/79
RESIDES Bakersfield, CA
SCHOOL Bakersfield JC
HIGHEST LEVEL AAA

TEAM	AVG.	G	AB	R	H	2B	3B	HR	RBI	BB	SO	SB	CS	OBP.	SLG.
Las Vegas	0.324	23	71	12	23	1	1	0	6	3	9	0	0	0.355	0.366

PEDRO MONTERO

SS

BATS SW
THROWS R
HEIGHT 5'8"
WEIGHT 185
OPENING DAY AGE 22

BORN 09/28/85
RESIDES San Fernando, CA
SCHOOL William Penn University
HIGHEST LEVEL Rookie

PLAYER ROSTER



STEVE MOSS

OF

BATS R BORN 01/12/84
 THROWS R RESIDES Sherman Oaks, CA
 HEIGHT 6'2" SCHOOL Notre Dame HS
 WEIGHT 180 HIGHEST LEVEL AA
 OPENING DAY AGE 24

TEAM	AVG.	G	AB	R	H	2B	3B	HR	RBI	BB	SO	SB	CS	OBP.	SLG.
Huntsville	0.233	124	443	56	103	21	5	11	56	69	124	12	5	0.338	0.377

DAVID RAMIREZ

C

BATS R BORN 12/19/82
 THROWS R RESIDES Oxnard, CA
 HEIGHT 6'2" SCHOOL
 WEIGHT 225 HIGHEST LEVEL Independent
 OPENING DAY AGE 25

TEAM	AVG.	G	AB	R	H	2B	3B	HR	RBI	BB	SO	SB	CS	OBP.	SLG.
Long Beach	0.273	46	154	19	42	6	1	3	20	6	27	1	0	0.335	0.383

TONY TORCATO

1B

BATS L BORN 10/25/79
 THROWS R RESIDES Woodland, CA
 HEIGHT 6'1" SCHOOL Woodland HS
 WEIGHT 195 HIGHEST LEVEL MLB
 OPENING DAY AGE 28

TEAM	AVG.	G	AB	R	H	2B	3B	HR	RBI	BB	SO	SB	CS	OBP.	SLG.
Charlotte	0.249	78	225	22	56	11	1	2	22	17	35	1	1	0.302	0.333

DAN TRUMBLE

OF

BATS R BORN 09/29/79
 THROWS R RESIDES Nampa, ID
 HEIGHT 6'2" SCHOOL University of San Francisco
 WEIGHT 225 HIGHEST LEVEL AA
 OPENING DAY AGE 28

TEAM	AVG.	G	AB	R	H	2B	3B	HR	RBI	BB	SO	SB	CS	OBP.	SLG.
Long Beach	0.263	68	236	50	62	11	2	13	66	42	85	10	3	0.387	0.492

JULIAN WILLIAMS

OF

BATS R BORN 07/27/83
 THROWS R RESIDES Upland, CA
 HEIGHT 5'11" SCHOOL Long Beach City College
 WEIGHT 175 HIGHEST LEVEL A
 OPENING DAY AGE 24

TEAM	AVG.	G	AB	R	H	2B	3B	HR	RBI	BB	SO	SB	CS	OBP.	SLG.
Rio Grande	0.249	113	313	58	78	13	2	0	18	48	52	26	4	0.359	0.304

STEPHEN YOO

2B

BATS R BORN 03/31/83
 THROWS R RESIDES Calabasas, CA
 HEIGHT 5'9" SCHOOL TCU
 WEIGHT 175 HIGHEST LEVEL Rookie
 OPENING DAY AGE 25

PITCHER ROSTER



NICK BIERBRODT

LP

BATS L
THROWS L
HEIGHT 6'5"
WEIGHT 210

BORN 05/16/78
RESIDES Tarzana, CA
SCHOOL Millikan HS
HIGHEST LEVEL MLB

OPENING DAY AGE 30

TEAM	W-L	ERA	G	GS	CG	SV	IP	H	R	ER	HR	BB	SO
Bridgeport	2-4	12.25	11	7	0	0	32.1	33	45	44	5	48	28

SEAN BULLER

LP

BATS L
THROWS L
HEIGHT 6'5"
WEIGHT 250

BORN 11/28/75
RESIDES Long Beach, CA
SCHOOL University of San Francisco
HIGHEST LEVEL AAA

OPENING DAY AGE 32

TEAM	W-L	ERA	G	GS	CG	SV	IP	H	R	ER	HR	BB	SO
Long Beach	2-2	3.21	26	0	0	3	28.0	24	10	10	0	9	19

NICK CAVANAGH

RP

BATS SW
THROWS R
HEIGHT 6'2"
WEIGHT 220

BORN 03/14/82
RESIDES Redlands, CA
SCHOOL University of Redlands
HIGHEST LEVEL A

OPENING DAY AGE 26

TEAM	W-L	ERA	G	GS	CG	SV	IP	H	R	ER	HR	BB	SO
Lexington	0-1	4.71	19	0	0	0	28.2	21	16	15	4	15	33

RYAN CLAYPOOL

RP

BATS R
THROWS R
HEIGHT 6'4"
WEIGHT 230

BORN 04/16/82
RESIDES Arcade, NY
SCHOOL Stonybrook College
HIGHEST LEVEL Independent

OPENING DAY AGE 26

TEAM	W-L	ERA	G	GS	CG	SV	IP	H	R	ER	HR	BB	SO
Long Beach	7-3	4.46	16	15	0	0	84.2	92	63	42	5	40	52

RIK CURRIER

RP

BATS R
THROWS R
HEIGHT 5'10"
WEIGHT 180

BORN 05/26/78
RESIDES Aliso Viejo, CA
SCHOOL University of Southern California
HIGHEST LEVEL AAA

OPENING DAY AGE 30

TEAM	W-L	ERA	G	GS	CG	SV	IP	H	R	ER	HR	BB	SO
Long Beach	4-1	1.58	6	6	0	0	40.0	23	9	7	0	11	44

DUSTIN GOBER

RP

BATS R
THROWS R
HEIGHT 6'0"
WEIGHT 185

BORN 09/22/81
RESIDES Long Beach, CA
SCHOOL Cal State Dominguez Hills
HIGHEST LEVEL Independent

OPENING DAY AGE 26

TEAM	W-L	ERA	G	GS	CG	SV	IP	H	R	ER	HR	BB	SO
Long Beach	5-1	4.25	15	9	0	0	65.2	63	40	31	6	27	57



PITCHER ROSTER

ANDREW LAYFIELD

RP

BATS R
THROWS R
HEIGHT 6'3"
WEIGHT 195
OPENING DAY AGE 23

BORN 12/06/84
RESIDES San Diego, CA
SCHOOL Grosmont JC
HIGHEST LEVEL Independent

TEAM	W-L	ERA	G	GS	CG	SV	IP	H	R	ER	HR	BB	SO
Long Beach	3-1	4.96	16	6	0	0	49.0	50	30	27	4	23	22

GARRETT MURDY

RP

BATS R
THROWS R
HEIGHT 6'4"
WEIGHT 215
OPENING DAY AGE 25

BORN 03/15/83
RESIDES Laguna Hills, CA
SCHOOL Texas A&M Kingsville
HIGHEST LEVEL A

JUSTIN SEGAL

RP

BATS R
THROWS R
HEIGHT 6'1"
WEIGHT 195
OPENING DAY AGE 23

BORN 06/14/84
RESIDES Calabasas, CA
SCHOOL UC - Santa Barbara
HIGHEST LEVEL A

TEAM	W-L	ERA	G	GS	CG	SV	IP	H	R	ER	HR	BB	SO
GCL Yankees	1-0	3.12	3	0	0	0	3.0	8	5	5	0	2	2

JEROME WILLIAMS

RP

BATS R
THROWS R
HEIGHT 6'4"
WEIGHT 215
OPENING DAY AGE 26

BORN 12/04/81
RESIDES Fresno, CA
SCHOOL Waipahu HS
HIGHEST LEVEL MLB

TEAM	W-L	ERA	G	GS	CG	SV	IP	H	R	ER	HR	BB	SO
Washington	0-5	7.20	6	6	0	0	30.0	34	26	24	6	18	15





SUMMARY

2008 PLAYERS

NAME	BATS		HEIGHT		OPENING DAY		RESIDES	SCHOOL	HIGHEST LEVEL	
	POSITION	THROWS	WEIGHT	AGE	BORN					
Cleatus Davidson	2B	SW	R	5'10"	170	31	11/01/76	Bartow, FL	Lake Wales HS	MLB
Norm Hutchins	1B	R	R	5'11"	190	32	11/20/75	Greenburgh, NY	Mt. San Jacinto	AAA
Chris Klerum	OF	L	L	5'11"	210	27	04/25/81	Whittier, CA	University of California-Irvine	A
Ryan Lehr	3B	R	R	5'11"	200	29	02/15/79	La Mesa, CA	Grossmont HS	A
Octavio Martinez	C	R	R	6'0"	185	28	07/30/79	Bakersfield, CA	Bakersfield JC	AAA
Pedro Montero	SS	SW	R	5'8"	185	22	09/28/85	San Fernando, CA	William Penn University	Rookie
Steve Moss	OF	R	R	6'2"	180	24	01/12/84	Sherman Oaks, CA	Notre Dame HS	AA
David Ramirez	C	R	R	6'2"	225	25	12/19/82	Oxnard, CA		Independent
Tony Torcato	1B	L	R	6'1"	195	28	10/25/79	Woodland, CA	Woodland HS	MLB
Dan Trumble	OF	R	R	6'2"	225	28	09/29/79	Nampa, ID	University of San Francisco	AA
Julian Williams	OF	R	R	5'11"	175	24	07/27/83	Upland, CA	Long Beach City College	A
Stephen Yoo	2B	R	R	5'9"	175	25	03/31/83	Calabasas, CA	TCU	Rookie

PITCHERS

Nick Bierbrodt	LP	L	L	6'5"	210	30	05/16/78	Tarzana, CA	Millikan HS	MLB
Sean Buller	LP	L	L	6'5"	250	32	11/28/75	Long Beach, CA	University of San Francisco	AAA
Nick Cavanagh	RP	SW	R	6'2"	220	26	03/14/82	Redlands, CA	University of Redlands	A
Ryan Claypool	RP	R	R	6'4"	230	26	04/16/82	Arcade, NY	Stony Brook College	Independent
Rik Currier	RP	R	R	5'10"	180	30	05/26/78	Aliso Viejo, CA	University of Southern California	AAA
Dustin Gober	RP	R	R	6'0"	185	26	09/22/81	Long Beach, CA	Cal State - Dominguez Hills	Independent
Andrew Layfield	RP	R	R	6'3"	195	23	12/06/84	San Diego, CA	Grossmont JC	Independent
Garrett Murdy	RP	R	R	6'4"	215	25	03/15/83	Laguna Hills, CA	Texas A&M Kingsville	A
Justin Segal	RP	R	R	6'1"	195	23	06/14/84	Calabasas, CA	UC - Santa Barbara	A
Jerome Williams	RP	R	R	6'4"	215	26	12/04/81	Fresno, CA	Waipahu HS	MLB

2007 STATS

NAME	TEAM	AVG	G	AB	R	H	2B	3B	HR	RBI	BB	SO	SB	CS	OBP	SLG
Cleatus Davidson																
Norm Hutchins	Long Island	0.309	78	298	38	92	20	1	6	47	16	68	10	0	0.350	0.443
Chris Klerum	Rookie	0.270	73	293	68	79	14	3	5	32	44	56	19	0	0.380	0.389
Ryan Lehr	Camden	0.232	43	125	14	29	6	0	2	14	10	24	0	0	0.284	0.328
Octavio Martinez	Las Vegas	0.324	23	71	12	23	1	1	0	6	3	9	0	0	0.355	0.366
Pedro Montero																
Sieve Moss	Huntsville	0.233	124	443	56	103	21	5	11	56	69	124	12	5	0.338	0.377
David Ramirez	Long Beach	0.273	46	154	19	42	6	1	3	20	6	27	1	0	0.335	0.383
Tony Torcato	Charlotte	0.249	78	225	22	56	11	1	2	22	17	35	1	1	0.302	0.333
Dan Trumble	Long Beach	0.263	68	236	50	62	11	2	13	66	42	85	10	3	0.387	0.492
Julian Williams	Rio Grande	0.249	113	313	58	78	13	2	0	18	48	52	26	4	0.359	0.304

PITCHERS

		W-L	ERA	G	GS	CG	SV	IP	H	R	ER	HR	BB	SO
Nick Bierbrodt	Bridgeport	2-4	12.25	11	7	0	0	32.1	33	45	44	5	48	28
Sean Buller	Long Beach	2-2	3.21	26	0	0	3	28.0	24	10	10	0	9	19
Nick Cavanagh	Lexington	0-1	4.71	19	0	0	0	28.2	21	16	15	4	15	33
Ryan Claypool	Long Beach	7-3	4.46	16	15	0	0	84.2	92	63	42	5	40	52
Rik Currier	Long Beach	4-1	1.58	6	6	0	0	40.0	23	9	7	0	11	44
Dustin Gober	Long Beach	5-1	4.25	15	9	0	0	65.2	63	40	31	6	27	57
Andrew Layfield	Long Beach	3-1	4.96	16	6	0	0	49.0	50	30	27	4	23	22
Garrett Murdy														
Justin Segal	GCL Yankees	1-0	3.12	3	0	0	0	3.0	8	5	5	0	2	2
Jerome Williams	Washington	0-5	7.20	6	6	0	0	30.0	34	26	24	6	18	15

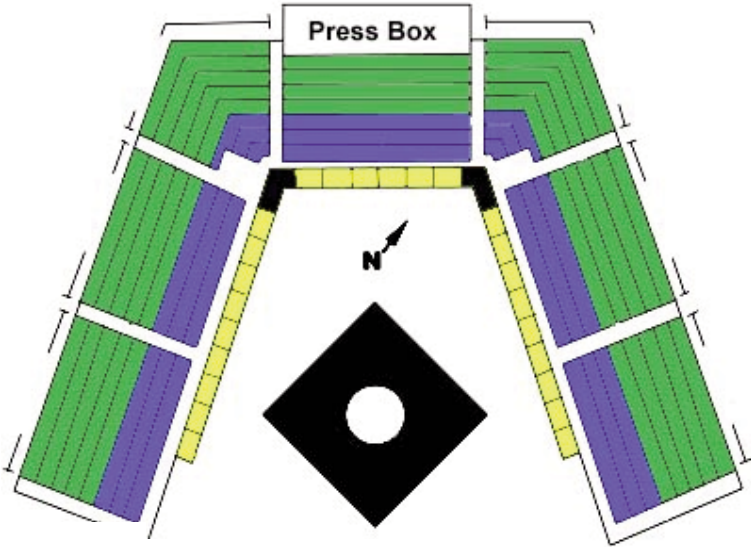
COACHES

	PLAYING EXPERIENCE	COACHING EXPERIENCE
Steve Yeager	Team Manager Los Angeles, Seattle	Hitting Coach: San Bernadino, Jacksonville, Las Vegas

STADIUM INFORMATION



-  General Admission
-  Reserved
-  Field Box Level



Stadium Address.....	4700 Deukmejian Dr., Long Beach, CA
Stadium (Capacity).....	Blair Field (3,238)
OF Dimensions	348-400-348, natural grass
Year Opened	1958
Stadium Highlights.....	Home of the Long Beach State Dirtbags since 1993, named after the first and only sports editor of the Long Beach Press-Telegram Frank Blair, named one of the top 15 ballparks in college baseball by Baseball America in 1998

Directions to the Stadium

- From Orange County: Take 405 North to 7th Street/22 West, stay on 7th Street for approximately 2-3 miles, turn right at Park Avenue, Blair Field will be on your right
- From 605 Freeway: Take 605 South to 7th Street/22 West, stay on 7th Street for approximately 2-3 miles, turn right at Park Avenue, Blair Field will be on your right
- From Los Angeles: Take 405 South to Lakewood Blvd South, take Lakewood South to Traffic Circle, follow Circle around to Pacific Coast Highway south, go right on Ximeno, take Ximeno to 10th Street, turn left, first stop sign is intersection of 10th Street and Park Avenue, Blair Field is located at SE corner of 10th and Park



2008 ORANGE COUNTY FLYERS



Front Office

President, General Manager and Owner	Alan Mintz
Assistant General Manager	Justin Gurney
Director of Operations	Michael Lopez
Vice President of Communications	Bob Elder
Manager of Sales	Tony Son
Account Executive/Radio Play-by-Play	Jordan Moore
Office Manager	Krisi Marshall
Team Manager	Gary Carter
Hitting Coach	Darrell Evans
Bench Coach	Dan DiPace
Team Office	111 N. Harbor Blvd. Ste. D, Fullerton, CA, 92831
Phone	714-526-TEAM (8326)
Fax	714-447-9328
Website	www.orangecountyflyers.com
Ticket Office Phone	714-851-0705
Press Box Phone	714-278-5327
Visiting Team Hotel	Wyndham Anaheim Park Hotel, 222 W. Houston Ave., Fullerton, CA, 92832, 714-992-1700
Flagship Station	KBPk 90.1 FM and SportsNetUSA.net
Media Contact	Bob Elder, belder@orangecountyflyers.com
Team Colors	Blue and Orange
2007 Results	37-39



GARY CARTER

TEAM MANAGER

Hall of Fame catcher Gary Carter played 19 years in the Major Leagues between 1974 and 1992. He played with the Montreal Expos, New York Mets, San Francisco Giants, and Los Angeles Dodgers. Carter was the manager of the Gulf Coast Mets minor league team in 2005 before being promoted to the A-level St. Lucie Mets for 2006.

The Montreal Expos retired the number 8 Carter wore with the team. He is the only member of the Baseball Hall of Fame to wear an Expos cap on his plaque. Carter earned MLB All-Star honors eleven times and won the All-Star game Most Valuable Player award in the 1981 and 1984. He hit .262 with 324 home runs and 1225 RBI during his Hall of Fame career.

PLAYING EXPERIENCE

Montreal, New York (NL), Los Angeles,
& San Francisco

COACHING EXPERIENCE

Gulf Coast Mets



DARRELL EVANS

HITTING COACH

During the 1970's and 80's, Evans was considered to be the premier third baseman in the Major Leagues. Originally drafted by the A's in 1968, Evans played for three Major League clubs over a span of over twenty-one years. A prolific power hitter, Evans amassed a career 414 Major League home runs and was the first player in MLB history to hit 40 home runs in both leagues.

Evans was the hitting coach for the 1990 New York Yankees. He also managed the Long Beach Armada from 2005-2007, leading the team to two GBL Championship series during that time.

PLAYING EXPERIENCE

Atlanta, San Francisco, Detroit

COACHING EXPERIENCE

Long Beach Armada, New York
Yankees



DAN DIPACE

BENCH COACH

Dan brings to the Flyers over 40 years of Professional Baseball experience, both as a Player and Coach. DiPace was signed by the Los Angeles Dodgers out of High School and was a three-time Minor League All-Star, as well as MVP of the Midwest League in 1965.


His most recent experience was coaching the Long Beach Armada of the GBL along side the Flyers hitting coach Darrell Evans. He has also served as a Major League Scout.

PLAYING EXPERIENCE

Minors: Boston, Milwaukee, Kansas City,
Long Beach

COACHING EXPERIENCE

Long Beach Armada





PLAYER ROSTER

JERMY ACEY SS

BATS	R					BORN	5/24/1981									
THROWS	R					RESIDES	Elk Grove, CA									
HEIGHT	5'11"					SCHOOL	Skyline Junior College									
WEIGHT	185					HIGHEST LEVEL	A									
OPENING DAY AGE 27																
TEAM	AVG.	G	AB	R	H	2B	3B	HR	RBI	BB	SO	SB	CS	OBP.	SLG.	
Nashua	0.305	71	262	43	80	11	2	6	39	26	32	11	4	0.386	0.431	

JOSHUA ARHART C

BATS	R	BORN										09/13/1979				
THROWS	R	RESIDES										Tustin, CA				
HEIGHT	6'1"	SCHOOL										UCLA				
WEIGHT	220	HIGHEST LEVEL										AA				
OPENING DAY AGE 28																
TEAM	AVG.	G	AB	R	H	2B	3B	HR	RBI	BB	SO	SB	CS	OBP.	SLG.	
Montgomery	0.216	50	167	18	36	10	0	2	17	17	34	0	0	0.302	0.311	

DAVE BACANI 2B

BATS	R	BORN										07/30/1979				
THROWS	R	RESIDES										Long Beach, CA				
HEIGHT	5'7"	SCHOOL										Cal State Fullerton				
WEIGHT	170	HIGHEST LEVEL										AAA				
OPENING DAY AGE 28																
TEAM	AVG.	G	AB	R	H	2B	3B	HR	RBI	BB	SO	SB	CS	OBP.	SLG.	
Orange County	0.320	74	297	66	95	19	7	4	33	43	35	22	9	0.415	0.471	

KYLE BONVECHIO 3B

BATS	R	BORN	01/19/85
THROWS	R	RESIDES	San Jose, CA
HEIGHT	6'2"	SCHOOL	Cal State Stanislaus
WEIGHT	215	HIGHEST LEVEL	Independent
OPENING DAY AGE	23		

JOSH COWLES *C

BATS	R	BORN	06/07/84										
THROWS	R	RESIDES	Redlands, CA										
HEIGHT	6'2"	SCHOOL	Redlands East Valley HS										
WEIGHT	215	HIGHEST LEVEL	Rookie League										
OPENING DAY AGE	24												
TEAM	W-L	ERA	G	GS	CG	SV	IP	H	R	ER	HR	BB	SO
S. Georgia	1-1	8.71	19	0	0	3	20.2	29	25	20	1	12	11

ZACK KALTER OF

BATS	L	BORN	09/19/84												
THROWS	R	RESIDES	Pomona, CA												
HEIGHT	6'2"	SCHOOL	USC												
WEIGHT	195	HIGHEST LEVEL	A												
OPENING DAY AGE 23															
TEAM	AVG.	G	AB	R	H	2B	3B	HR	RBI	BB	SO	SB	CS	OBP.	SLG.
Traverse	0.304	94	368	49	112	21	4	3	51	40	41	8	6	0.373	0.408

*was a pitcher last season

PLAYER ROSTER



BUDDY MORALES

C

BATS	R	BORN										12/01/83				
THROWS	R	RESIDES										Ontario, CA				
HEIGHT	6'1"	SCHOOL										Cal State Sacramento				
WEIGHT	215	HIGHEST LEVEL										Independent				
OPENING DAY AGE 24																
TEAM	AVG.	G	AB	R	H	2B	3B	HR	RBI	BB	SO	SB	CS	OBP.	SLG.	
Orange County	0.310	61	229	43	71	12	2	2	33	11	21	3	1	0.363	0.406	

MARK OKANO

OF

BATS	SW	BORN										02/11/79				
THROWS	R	RESIDES										Orange County, CA				
HEIGHT	5'11"	SCHOOL										University of New Mexico				
WEIGHT	190	HIGHEST LEVEL										Independent				
OPENING DAY AGE 29																
TEAM	AVG.	G	AB	R	H	2B	3B	HR	RBI	BB	SO	SB	CS	OBP.	SLG.	
Orange County	0.263	64	232	44	61	13	2	5	33	20	58	9	0	0.333	0.401	

FERNANDO PACHECO

1B

BATS	L	BORN										10/01/84				
THROWS	L	RESIDES										San Diego				
HEIGHT	6'1"	SCHOOL										Montgomery HS				
WEIGHT	190	HIGHEST LEVEL										A				
OPENING DAY AGE 23																
TEAM	AVG.	G	AB	R	H	2B	3B	HR	RBI	BB	SO	SB	CS	OBP.	SLG.	
Lake County	0.180	38	122	10	22	2	0	4	10	8	43	2	0	0.242	0.295	

BRIAN RIOS

3B

BATS	R	BORN								07/25/74						
THROWS	R	RESIDES								Corona, CA						
HEIGHT	6'3"	SCHOOL								Oral Roberts						
WEIGHT	215	HIGHEST LEVEL								AAA						
OPENING DAY AGE 33																
TEAM	AVG.	G	AB	R	H	2B	3B	HR	RBI	BB	SO	SB	CS	OBP.	SLG.	
Sussex	0.331	75	299	40	99	24	3	4	50	25	32	1	2	0.382	0.472	

STEVE SCHNEIDER

OF

BATS	L	BORN	08/25/85
THROWS	L	RESIDES	Fullerton, CA
HEIGHT	6'4"	SCHOOL	Orange Coast College
WEIGHT	220	HIGHEST LEVEL	Rookie
OPENING DAY AGE	22		

ROBERT SCOTT

SS

BATS	SW	BORN	03/09/85
THROWS	R	RESIDES	San Diego, CA
HEIGHT	5'11"	SCHOOL	Chico State
WEIGHT	185	HIGHEST LEVEL	Rookie
OPENING DAY AGE	23		



PITCHER ROSTER

DANIEL ARIZMENDI LP

BATS	L							BORN	06/13/84	OPENING DAY AGE				23
THROWS	L							RESIDES	West Covina, CA					
HEIGHT	5'11"							SCHOOL	Santa Ana College					
WEIGHT	220							HIGHEST LEVEL	Rookie League					
TEAM	W-L	ERA	G	GS	CG	SV	IP	H	R	ER	HR	BB	SO	
Orange County	3-4	4.40	11	5	0	0	28.2	33	19	14	0	21	32	

MICHAEL BARTEK RP

BATS	R	BORN	02/28/84	OPENING DAY AGE	24								
THROWS	R	RESIDES	Splevdona, TX										
HEIGHT	5'11"	SCHOOL	Nicholls State University										
WEIGHT	175	HIGHEST LEVEL	A										
TEAM	W-L	ERA	G	GS	CG	SV	IP	H	R	ER	HR	BB	SO
Peoria	0-1	7.13	17	4	0	0	41.2	52	37	33	2	29	28

NICK CASANOVA RP

BATS	R	BORN	08/19/85	OPENING DAY AGE	22								
THROWS	R	RESIDES	Corona, CA										
HEIGHT	6'1"	SCHOOL	Canyon HS										
WEIGHT	205	HIGHEST LEVEL	Rookie League										
TEAM	W-L	ERA	G	GS	CG	SV	IP	H	R	ER	HR	BB	SO
Orange County	2-0	3.48	23	0	0	0	33.2	23	13	13	3	11	24

DANE DE LA ROSA RP

BATS	R	BORN	02/01/83	OPENING DAY AGE	25								
THROWS	R	RESIDES	Wildomar, CA										
HEIGHT	6'7"	SCHOOL	Sacramento State University										
WEIGHT	252	HIGHEST LEVEL	A										
TEAM	W-L	ERA	G	GS	CG	SV	IP	H	R	ER	HR	BB	SO
Long Beach	2-4	3.69	39	0	0	16	46.1	42	22	19	1	16	53

BRIAN GRIJALVA RP

BATS	R	BORN	08/22/84	OPENING DAY AGE	23								
THROWS	R	RESIDES	Valencia, CA										
HEIGHT	6'2"	SCHOOL	Masters College										
WEIGHT	185	HIGHEST LEVEL	Independent										
TEAM	W-L	ERA	G	GS	CG	SV	IP	H	R	ER	HR	BB	SO
Aiken	1-4	5.08	20	6	0	0	51.1	74	41	29	2	30	27

MONTÉ MANSFIELD RP

BATS	R	BORN	03/22/81	OPENING DAY AGE	27								
THROWS	R	RESIDES	Hesperia, CA										
HEIGHT	6'4"	SCHOOL	Riverside Community College										
WEIGHT	215	HIGHEST LEVEL	AA										
TEAM	W-L	ERA	G	GS	CG	SV	IP	H	R	ER	HR	BB	SO
AC Surf	6-10	5.81	23	19	1	0	110.0	122	74	71	15	35	88

MATT MERRICKS LP

BATS	L	BORN	08/06/82	OPENING DAY AGE	25
THROWS	L	RESIDES	Oxnard, CA		
HEIGHT	6'0"	SCHOOL	UCLA		
WEIGHT	200	HIGHEST LEVEL	AA		

PITCHER ROSTER



MICHAEL ROCCO RP

BATS	R						BORN	08/19/85	OPENING DAY AGE					22
THROWS	R						RESIDES	Palm Desert, CA						
HEIGHT	6'3"						SCHOOL	C.S.S.B.U.						
WEIGHT	215						HIGHEST LEVEL A							
TEAM	W-L	ERA	G	GS	CG	SV	IP	H	R	ER	HR	BB	SO	
Kannapolis	0-4	5.67	24	1	0	3	46.0	57	37	29	5	20	41	

EZEQUIEL RUVALCABA RP

BATS	R	BORN 06/11/84						OPENING DAY AGE 24					
THROWS	R	RESIDES						Sylmar, CA					
HEIGHT	6'3"	SCHOOL						Loyola Marymount University					
WEIGHT	215	HIGHEST LEVEL						Independent					
TEAM	W-L	ERA	G	GS	CG	SV	IP	H	R	ER	HR	BB	SO
Orange County	0-2	3.52	18	0	0	0	23.0	19	18	9	3	19	23

MARIO TOLJ RP

BATS	R	BORN	11/29/83	OPENING DAY AGE	24
THROWS	R	RESIDES	San Gabriel, CA		
HEIGHT	6'2"	SCHOOL	Metrostate of Denver		
WEIGHT	210	HIGHEST LEVEL	Rookie		

GABE WARD LP

BATS	L	BORN	10/15/85	OPENING DAY AGE	22
THROWS	L	RESIDES	El Cajon, CA		
HEIGHT	6'6"	SCHOOL	Cal Lutheran		
WEIGHT	205	HIGHEST LEVEL	Rookie		

JEREMY ZICK RP

BATS	R	BORN	08/25/82	OPENING DAY AGE	25								
THROWS	R	RESIDES	Ontario, CA										
HEIGHT	6'1"	SCHOOL	University of Mississippi										
WEIGHT	210	HIGHEST LEVEL	A										
TEAM	W-L	ERA	G	GS	CG	SV	IP	H	R	ER	HR	BB	SO
Long Beach	4-0	1.61	10	5	0	0	44.2	22	13	8	2	15	42



SUMMARY

2008 PLAYERS

NAME	BATS		HEIGHT		OPENING DAY		BORN	RESIDES	SCHOOL	HIGHEST LEVEL
	POSITION	THROWS	R	R	WEIGHT	AGE				
Jerry Acey	SS	R	R	5'11"	185	27	05/24/81	Elk Grove, CA	Skyline Junior College	A
Joshua Arhart	C	R	R	6'1"	220	28	09/13/79	Tustin, CA	UCLA	AA
Dave Bacani	2B	R	R	5'7"	170	28	07/30/79	Long Beach, CA	Cal State Fullerton	AAA
Kyle Bonvecchio	3B	R	R	6'2"	215	23	01/19/85	San Jose, CA	Cal State Stanislaus	Independent
Josh Cowles	C	R	R	6'2"	215	24	06/07/84	Redlands, CA	Redlands East Valley HS	Rookie League
Zack Kalter	OF	L	R	6'2"	195	23	09/19/84	Pomona, CA	USC	A
Buddy Morales	C	R	R	6'1"	215	24	12/01/83	Ontario, CA	Cal State Sacramento	Independent
Mark Okano	OF	SW	R	5'11"	190	29	02/11/79	Orange County, CA	University of New Mexico	Independent
Fernando Pacheco	1B	L	L	6'1"	190	23	10/01/84	San Diego, CA	Montgomery HS	A
Brian Rios	3B	R	R	6'3"	215	33	07/25/74	Corona, CA	Oral Roberts	AAA
Steve Schneider	OF	L	L	6'4"	220	22	08/25/85	Fullerton, CA	Orange Coast College	Rookie
Robert Scott	SS	SW	R	5'11"	185	23	03/09/85	San Diego, CA	Chico State	Rookie

PITCHERS

Daniel Arizmendi	LP	L	L	L	5'11"	220	23	06/13/84	West Covina, CA	Santa Ana College	Rookie League
Michael Bartek	RP	R	R	R	5'11"	175	24	02/28/84	Splevdon, TX	Nicholls State University	A
Nick Casanova	RP	R	R	R	6'1"	205	22	08/19/85	Corona, CA	Canyon HS	Rookie League
Dane De La Rosa	RP	R	R	R	6'7"	252	25	02/01/83	Wildomar, CA	Sacramento State University	A
Brian Grijalva	RP	R	R	R	6'2"	185	23	08/22/84	Valencia, CA	Masters College	Independent
Monte Mansfield	RP	R	R	R	6'4"	215	27	03/22/81	Hesperia, CA	Riverside Community College	AA
Matt Merricks	LP	L	L	L	6'0"	200	25	08/06/82	Oxnard, CA	UCLA	AA
Michael Rocco	LP	R	R	R	6'3"	200	22	08/19/85	Palm Desert, CA	C.S.S.B.U.	A
Ezequiel Ruvalcaba	RP	R	R	R	6'3"	215	24	06/11/84	Sylmar, CA	Loyola Marymount	Independent
Mario Toji	RP	R	R	R	6'2"	210	24	11/29/83	San Gabriel, CA	Metrostate of Denver	AAA
Gabe Ward	LP	L	L	L	6'6"	205	22	10/15/85	El Cajon, CA	Cal Lutheran	Rookie
Jeremy Zick	RP	R	R	R	6'1"	210	25	08/25/82	Ontario, CA	University of Mississippi	A

2007 STATS

NAME	TEAM	AVG	G	AB	R	H	2B	3B	HR	RBI	BB	SO	SB	CS	OBP	SLG
Jenny Acey	Nashua	0.305	71	262	43	80	11	2	6	39	26	32	11	4	0.386	0.431
Joshua Arhart	Montgomery	0.216	50	167	18	36	10	0	2	17	17	34	0	0	0.302	0.311
Dave Bacani	Orange County	0.320	74	297	66	95	19	7	4	33	43	35	22	9	0.415	0.471
Kyle Bonvecchio	S. Georgia*															
Josh Cowles	Traverse	0.304	94	368	49	112	21	4	3	51	40	41	8	6	0.373	0.408
Zack Kalter	Orange County	0.310	61	229	43	71	12	2	2	33	11	21	3	1	0.363	0.406
Buddy Morales	Orange County	0.263	64	232	44	61	13	2	5	33	20	58	9	0	0.333	0.401
Mark Okano	Lake County	0.180	38	122	10	22	2	0	4	10	8	43	2	0	0.242	0.295
Brian Rios	Sussex	0.331	75	299	40	99	24	3	4	50	25	32	1	2	0.382	0.472
Steve Schneider																
Robert Scott																

PITCHERS

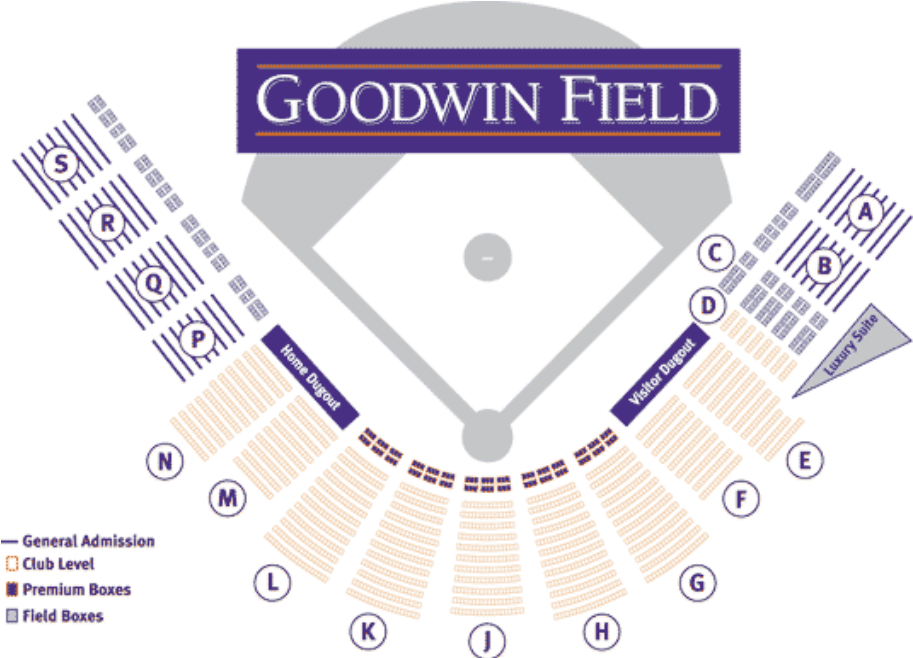
		W-L	ERA	G	GS	CG	SV	IP	H	R	ER	HR	BB	SO
Daniel Arizmendi	Orange County	3-4	4.40	11	5	0	0	28.2	33	19	14	0	21	32
Michael Bartek	Peoria	0-1	7.13	17	4	0	0	41.2	52	37	33	2	29	28
Nick Casanova	Orange County	2-0	3.48	23	0	0	0	33.2	23	13	13	3	11	24
Dane De La Rosa	Long Beach	2-4	3.69	39	0	0	16	46.1	42	22	19	1	16	53
Brian Grijalva	Aiken	1-4	5.08	20	6	0	0	51.1	74	41	29	2	30	27
Monte Mansfield	AC Surf	6-10	5.81	23	19	1	0	110.0	122	74	71	15	35	88
Matt Merricks														
Michael Rocco	Kannapolis	0-4	5.67	24	1	0	3	46.0	57	37	29	5	20	41
Ezequiel Ruvalcaba	Orange County	0-2	3.52	18	0	0	0	23.0	19	18	9	3	19	23
Mario Toji														
Gabe Ward														
Jeremy Zick	Long Beach	4-0	1.61	10	5	0	0	44.2	22	13	8	2	15	42

COACHES

		PLAYING EXPERIENCE	COACHING EXPERIENCE
Gary Carter	Team Manager	Montreal, New York (NL), Los Angeles & San Francisco	Gulf Coast Mets
Darrell Evans	Hitting Coach	Atlanta, Detroit, San Francisco	Long Beach, New York Yankees
Dan DiPace	Bench Coach	Minors: Boston, Milwaukee, Kansas City	Long Beach

*pitched last season-see bio for statistics

STADIUM INFORMATION



Stadium Address.....	800 North State College Blvd., Fullerton, CA
Stadium (Capacity)	Goodwin Field (3,500)
OF Dimensions	330-400-330, natural grass
Year Opened.....	1992
Stadium Highlights	Home of the Cal State Fullerton Titans, underwent \$3 million dollar renovation in 2001, has hosted multiple NCAA Regionals and Super-Regionals, formerly known as Titan Stadium

Directions to the Stadium

From the Orange Freeway (Highway 57):

- Take the Yorba Linda Blvd. exit.
- W on Yorba Linda Blvd.
- Left on Associated Rd.
- Parking Lot G.



2008 RENO SILVER SOX



Front Office

General Manager	Curt Jacey
Assistant General Manager/Broadcaster	Ben Deach
Office Manager	Judy Crilley
Team Manager	Jeffrey Leonard
Coach	Reggie Leslie
Coach	Scott Schneider
Coach	Dalpie Correa
Team Office	205 Redfield Pkwy Ste, 201, Reno, NV, 89509
Phone	775-348-RSOX (7769)
Fax	775-747-7775
Email	renoinfo@goldenbaseball.com
Website	www.silversoxbaseball.com
Visiting Team Hotel	Airport Plaza Best Western, 1981 Terminal Way Reno, NV 89502 775-348-6370
Media Contact	Curt Jacey, cjacey@goldenbaseball.com
Team Colors	Navy Blue and Silver

JEFFREY LEONARD

TEAM MANAGER

Jeffrey Leonard joined the Los Angeles Dodgers in 1977 as a 21 year old. He began a 14-year major league career where he compiled almost 1500 hits and hit 144 home runs while playing for five teams. Leonard appeared in two National League Championship Series, was voted an All-Star twice, finished in the National League MVP Top 20 voting twice, and had such an outstanding National League Championship Series in 1987 that he was voted MVP even though his Giants lost to the St. Louis Cardinals.

Leonard has coached and managed in the Oakland Athletics farm system, served as a hitting coach for the Montreal Expos, managed in the independent Western League, and has run a leading youth baseball academy in northern California.



PLAYING EXPERIENCE

Los Angeles Dodgers, San Francisco, Seattle, Milwaukee, Houston

COACHING EXPERIENCE

Oakland, Montreal

REGGIE LESLIE

COACH

Leslie began his professional baseball career in 1987 after being drafted by the San Diego Padres out of Arizona State University. Leslie played professional baseball all over the world throughout his 15 year career, playing in Italy and Mexico, as well as for the Milwaukee Brewers, Cincinnati Reds, and Baltimore Orioles.

In 2002 while playing for the Sonoma, Leslie became a player manager, his first start in coaching. In 2004, Leslie decided to hang up his cleats and focus fulltime on coaching. Currently, Leslie is the varsity coach for Will C. Wood High School in Vacaville, CA.



PLAYING EXPERIENCE

Minors-Cincinnati, Milwaukee, Baltimore

COACHING EXPERIENCE

Sonoma

SCOTT SCHNEIDER

COACH

Drafted by the Anaheim Angels in the 12th round out of Norfolk State University in 2000, Schneider quickly rose through the ranks, eventually reaching Triple AAA in 2005 as a reliever. In 2006, Schneider was signed by the Silver Sox as a closer. Schneider went on to set the Golden Baseball League record for saves in a season with 19.

PLAYING EXPERIENCE

Minors- Anaheim Angels, Reno Silver Sox

COACHING EXPERIENCE

Reno



DALPHIE CORREA

COACH

Correa was signed as a free agent by the then Montreal Expos in 1991, but was later traded in 1994 to the Anaheim Angels. Correa then spent the next 10 years playing in the Independent leagues. In 1999, he won the Frontier League Championship with the London Werewolves.

In 2005 he got his start in coaching for the Laredo Broncos of the United League.

PLAYING EXPERIENCE

Sioux City, Shreveport, Laredo, London

COACHING EXPERIENCE

Laredo, Maya West-Puerto Rico



PLAYER ROSTER

STEVEN ALEXANDER					1B
BATS	R	BORN	02/11/85	OPENING DAY AGE	23
THROWS	R	RESIDES	Elk Grove, CA		
HEIGHT	6'4"	SCHOOL	Sacramento City College		
WEIGHT	230	HIGHEST LEVEL	Rookie		

ANDRE ALVARADO														SS	
BATS	R							BORN	08/10/84	OPENING DAY AGE	23				
THROWS	R							RESIDES	Brooklyn, NY						
HEIGHT	5'9"							SCHOOL	Iowa Wesleyan College						
WEIGHT	160							HIGHEST LEVEL	Independent						
TEAM	AVG.	G	AB	R	H	2B	3B	HR	RBI	BB	SO	SB	CS	OBP.	SLG.
Brockton	0.219	29	64	11	14	0	1	0	6	12	17	2	0	0.342	0.250

RYAN BROWN															1B
BATS	L							BORN	08/17/82	OPENING DAY AGE	25				
THROWS	R							RESIDES	Glendale, CA						
HEIGHT	6'4"							SCHOOL	University of Maine- Orono						
WEIGHT	235							HIGHEST LEVEL	Independent						
TEAM	AVG.	G	AB	R	H	2B	3B	HR	RBI	BB	SO	SB	CS	OBP.	SLG.
Reno	0.327	15	55	17	18	2	0	4	15	8	15	1	0	0.422	0.582

RYAN CRESPI														OF	
BATS	R							BORN	04/27/85	OPENING DAY AGE			23		
THROWS	R							RESIDES	Sparta, NJ						
HEIGHT	5'11"							SCHOOL	St. Louis University						
WEIGHT	190							HIGHEST LEVEL	Independent						
TEAM	AVG.	G	AB	R	H	2B	3B	HR	RBI	BB	SO	SB	CS	OBP.	SLG.
Amarillo	0.333	15	54	10	18	1	2	0	5	5	12	2	1	0.390	0.426

D.J. DIXON															C
BATS	L					BORN 12/11/82					OPENING DAY AGE 25				
THROWS	R					RESIDES					Carlsbad, CA				
HEIGHT	5'11"					SCHOOL					CSU- San Bernadino				
WEIGHT	200					HIGHEST LEVEL					A				
TEAM	AVG.	G	AB	R	H	2B	3B	HR	RBI	BB	SO	SB	CS	OBP.	SLG.
Slippery Rock	0.286	50	168	9	48	10	0	4	19	5	7	0	1	0.310	0.417

BRETT FLOWERS															1B
BATS	R								BORN	02/06/83	OPENING DAY AGE	25			
THROWS	R								RESIDES	Huntington Beach, CA					
HEIGHT	6'0"								SCHOOL	Sacramento State University					
WEIGHT	220								HIGHEST LEVEL	Independent					
TEAM	AVG.	G	AB	R	H	2B	3B	HR	RBI	BB	SO	SB	CS	OBP.	SLG.
St. George	0.341	62	229	37	78	10	0	3	43	22	44	2	2	0.410	0.424

GILBERT GUILIN					C
BATS	R	BORN	11/13/84	OPENING DAY AGE	23
THROWS	R	RESIDES	Blythe, CA		
HEIGHT	5'9"	SCHOOL	College of the Desert		
WEIGHT	210	HIGHEST LEVEL	Rookie		

GARY HARRIS														2B	
BATS	L					BORN 09/09/79				OPENING DAY AGE 28					
THROWS	R					RESIDES				Dalton, GA					
HEIGHT	5'10"					SCHOOL				Georgia College & State University					
WEIGHT	180					HIGHEST LEVEL				AA					
TEAM	AVG.	G	AB	R	H	2B	3B	HR	RBI	BB	SO	SB	CS	OBP.	SLG.
St. George	0.271	74	303	43	82	17	4	6	45	14	40	11	2	0.309	0.413

PLAYER ROSTER



JOHN HATTIG 3B

BATS	SW	BORN 02/27/80										OPENING DAY AGE 28				
THROWS	R	RESIDES Guam														
HEIGHT	6'2"	SCHOOL University of California Berkeley														
WEIGHT	230	HIGHEST LEVEL MLB														
TEAM	AVG.	G	AB	R	H	2B	3B	HR	RBI	BB	SO	SB	CS	OBP.	SLG.	
Syracuse	0.268	100	347	38	93	18	1	11	52	39	107	0	2	0.341	0.421	

CARLOS MADRID 2B

BATS	R								BORN	04/04/83	OPENING DAY AGE			25	
THROWS	R								RESIDES	Reno, NV					
HEIGHT	6'0"								SCHOOL	University of Nevada					
WEIGHT	190								HIGHEST LEVEL	Independent					
TEAM	AVG.	G	AB	R	H	2B	3B	HR	RBI	BB	SO	SB	CS	OBP.	SLG.
Reno	0.315	36	143	23	45	9	0	5	29	12	30	5	1	0.371	0.483

SHAUGHN NEAL 2B

BATS	SW	BORN	12/16/84	OPENING DAY AGE	23
THROWS	R	RESIDES	Charlotte, NC		
HEIGHT	6'2"	SCHOOL	Wingate University		
WEIGHT	190	HIGHEST LEVEL	Rookie		

JUAN SENREISO OF

BATS	R	BORN							08/04/81	OPENING DAY AGE				26	
THROWS	R	RESIDES							Guaymate, DR						
HEIGHT	6'1"	SCHOOL													
WEIGHT	210	HIGHEST LEVEL							AA						
TEAM	AVG.	G	AB	R	H	2B	3B	HR	RBI	BB	SO	SB	CS	OBP.	SLG.
Reno	0.328	56	229	49	75	19	1	7	54	31	49	20	2	0.402	0.511



PITCHER ROSTER

JASON CLINE

LP

BATS L
THROWS L
HEIGHT 6'3"
WEIGHT 195

BORN 09/01/85
RESIDES Linden, NC
SCHOOL Belmont Abbey College
HIGHEST LEVEL Independent

OPENING DAY AGE 22

TEAM	W-L	ERA	G	GS	CG	SV	IP	H	R	ER	HR	BB	SO
Slippery Rock	1-3	6.61	16	0	0	0	32.2	39	25	24	2	26	18

KEVIN FREDERICK

RP

BATS L
THROWS R
HEIGHT 6'2"
WEIGHT 217

BORN 11/04/76
RESIDES Fort Meyers, FL
SCHOOL Creighton University
HIGHEST LEVEL MLB

OPENING DAY AGE 31

MARIO GUILIN

RP

BATS R
THROWS R
HEIGHT 5'11"
WEIGHT 185

BORN 06/26/87
RESIDES Blythe, CA
SCHOOL College of the Desert
HIGHEST LEVEL Rookie

OPENING DAY AGE 20

JESSE HALL

LP

BATS L
THROWS L
HEIGHT 6'1"
WEIGHT 200

BORN 09/24/85
RESIDES Gallup, NM
SCHOOL Yavapai J.C.
HIGHEST LEVEL A

OPENING DAY AGE 22

TEAM	W-L	ERA	G	GS	CG	SV	IP	H	R	ER	HR	BB	SO
AZ Rangers	0-1	8.84	13	0	0	0	19.0	30	24	19	0	11	16

DAN HALL

LP

BATS L
THROWS L
HEIGHT 6'4"
WEIGHT 220

BORN 10/19/82
RESIDES San Lorenzo, CA
SCHOOL
HIGHEST LEVEL Independent

OPENING DAY AGE 25

TEAM	W-L	ERA	G	GS	CG	SV	IP	H	R	ER	HR	BB	SO
St. George	3-4	5.21	10	6	0	0	46.2	46	24	27	4	30	25

MARC KAISER

RP

BATS R
THROWS R
HEIGHT 6'2"
WEIGHT 205

BORN 05/07/82
RESIDES Reno, NV
SCHOOL University of Arizona
HIGHEST LEVEL AAA

OPENING DAY AGE 26

TEAM	W-L	ERA	G	GS	CG	SV	IP	H	R	ER	HR	BB	SO
Colorado Springs	6-8	5.96	27	19	0	0	131.1	168	97	87	14	79	48

PITCHER ROSTER



SHAWN RAVENSCRAFT

RP

BATS R
THROWS R
HEIGHT 6'0"
WEIGHT 195
OPENING DAY AGE 23

BORN 11/18/84
RESIDES Mascatine, IA
SCHOOL Bethany College
HIGHEST LEVEL Independent

MIKE REEVES

RP

BATS R
THROWS R
HEIGHT 6'4"
WEIGHT 190
OPENING DAY AGE 26

BORN 08/21/81
RESIDES Hutchinson, KS
SCHOOL University of Oklahoma
HIGHEST LEVEL Independent

STEVE RUSSELL

RP

BATS R
THROWS R
HEIGHT 6'5"
WEIGHT 195
OPENING DAY AGE 24

BORN 12/20/83
RESIDES Las Vegas, NV
SCHOOL Cimmaron Memorial HS
HIGHEST LEVEL A

TEAM	W-L	ERA	G	GS	CG	SV	IP	H	R	ER	HR	BB	SO
Joliet	0-1	6.88	13	0	0	0	17	16	13	13	5	14	18

SCOTT SCHNEIDER

RP

BATS R
THROWS R
HEIGHT 6'4"
WEIGHT 210
OPENING DAY AGE 30

BORN 05/04/78
RESIDES Virginia Beach, VA
SCHOOL Norfolk State University
HIGHEST LEVEL AAA

BILLY SHEA

RP

BATS R
THROWS R
HEIGHT 6'0"
WEIGHT 190
OPENING DAY AGE 25

BORN 06/17/82
RESIDES Loveland, CO
SCHOOL Northwestern State University
HIGHEST LEVEL Rookie

PAUL WILSON

RP

BATS R
THROWS R
HEIGHT 6'3"
WEIGHT 215
OPENING DAY AGE 25

BORN 06/08/83
RESIDES Ladena Ranch, CA
SCHOOL CSU- Northridge
HIGHEST LEVEL Independent

TEAM	W-L	ERA	G	GS	CG	SV	IP	H	R	ER	HR	BB	SO
Chico	0-0	5.40	8	0	0	0	8.1	7	7	5	1	13	3



SUMMARY

2008 PLAYERS

NAME	POSITION		BATS		THROWS		HEIGHT		WEIGHT		AGE		OPENING DAY		RESIDES	SCHOOL	HIGHEST LEVEL
Steven Alexander	1B	R	R	R	64"	230	23	02/11/85	Elk Grove, CA	Sacramento City College	Rookie						
Andre Alvarado	SS	R	R	R	59"	160	23	08/10/84	Brooklyn, NY	Iowa Wesleyan College	Independent						
Ryan Brown	1B	L	R	R	64"	235	25	08/17/82	Glendale, CA	University of Maine-Orono	Independent						
Ryan Crespi	OF	R	R	R	5'11"	190	23	04/27/85	Sparta, NJ	St. Louis University	Independent						
D.J. Dixon	C	L	R	R	5'11"	200	25	12/11/82	Carlsbad, CA	CSU- San Bernardino	A						
Brett Flowers	1B	R	R	R	60"	220	25	02/06/83	Huntington Beach, CA	Sacramento State University	Independent						
Gilbert Guilin	C	R	R	R	59"	210	23	11/13/84	Blythe, CA	College of the Desert	Rookie						
Gary Harris	2B	L	R	R	5'10"	180	28	09/09/79	Dalton, GA	Georgia College & State University	AA						
John Hattig	3B	SW	R	R	62"	230	28	02/27/80	Guam	Southern HS	MLB						
Carlos Madrid	2B	R	R	R	60"	190	25	04/04/83	Reno, NV	University of Nevada	Independent						
Shaughn Neal	2B	SW	R	R	62"	190	23	12/16/84	Charlotte, NC	Wingate University	Rookie						
Jean Senreiso	OF	R	R	R	61"	210	26	08/04/81	Guaymate, DR		AA						

PITCHERS

Jason Cline	LP	L	L	63"	195	22	09/01/85	Linden, NC	Belmont Abbey College	Independent
Kevin Frederick	RP	L	R	62"	217	31	11/04/76	Fort Meyers, FL	Creighton University	MLB
Mario Guilin	RP	R	R	5'11"	185	20	06/26/87	Blythe, CA	College of the Desert	Rookie
Jesse Hall	LP	L	L	61"	200	22	09/24/85	Gallup, NM	Yavapai J.C.	A
Dan Hall	LP	L	L	64"	220	25	10/19/82	San Lorenzo, CA		Independent
Marc Kaiser	RP	R	R	62"	205	26	05/07/82	Reno, NV	University of Arizona	AAA
Shawn Ravenscraft	RP	R	R	60"	195	23	11/18/84	Mascatine, IA	Bethany College	Independent
Mike Reeves	RP	R	R	64"	190	26	08/21/81	Hutchinson, KS	University of Oklahoma	Independent
Sieve Russell	RP	R	R	65"	195	24	12/20/83	Las Vegas, NV	Cimmarron Memorial HS	A
Scott Schneider	RP	R	R	64"	210	30	05/04/78	Virginia Beach, VA	Norfolk State University	AAA
Billy Shea	RP	R	R	60"	190	25	06/17/82	Loveland, CO	Northwestern State Univ. (OK)	Rookie
Paul Wilson	RP	R	R	63"	215	25	06/08/83	Ladena Ranch, CA	CSU- Northridge	Independent

2007 STATS

NAME	TEAM	AVG	G	AB	R	H	2B	3B	HR	RBI	BB	SO	SB	CS	OBP	SLG
Steven Alexander																
Andre Alvarado	Brockton	0.219	29	64	11	14	0	1	0	6	12	17	2	0	0.342	0.250
Ryan Brown	Reno	0.327	15	55	17	18	2	0	4	15	8	15	1	0	0.422	0.582
Ryan Crespi	Amarillo	0.333	15	54	10	18	1	2	0	5	5	12	2	1	0.390	0.426
D.J. Dixon	Slippery Rock	0.286	50	168	9	48	10	0	4	19	5	7	0	1	0.310	0.417
Brett Flowers	St. George	0.341	62	229	37	78	10	0	3	43	22	44	2	2	0.410	0.424
Gilbert Guilin																
Gary Harris	St. George	0.271	74	303	43	82	17	4	6	45	14	40	11	2	0.309	0.413
John Hattig	Syracuse	0.268	100	347	38	93	18	1	11	52	39	107	0	2	0.341	0.421
Carlos Madrid	Reno	0.315	36	143	23	45	9	0	5	29	12	30	5	1	0.371	0.483
Shaughn Neal																
Juan Senreiso	Reno	0.328	56	229	49	75	19	1	7	54	31	49	20	2	0.402	0.511

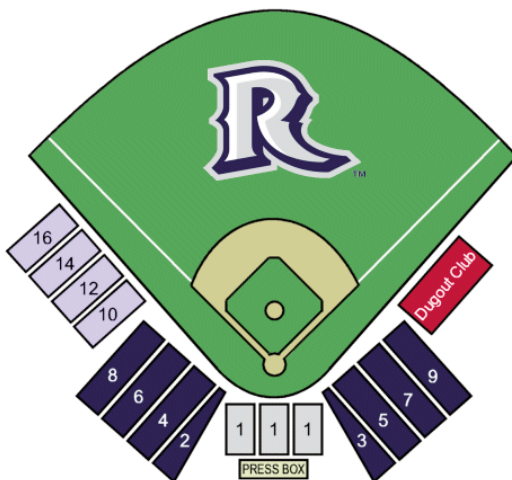
PITCHERS

		W-L	ERA	G	GS	CG	SV	IP	H	R	ER	HR	BB	SO
Jason Cline	Slippery Rock	1-3	6.61	16	0	0	0	32.2	39	25	24	2	26	18
Kevin Frederick														
Mario Guilin														
Jesse Hall	AZ Rangers	0-1	8.84	13	0	0	0	19.0	30	24	19	0	11	16
Dan Hall	St. George	3-4	5.21	10	6	0	0	46.2	46	24	20	0	11	8
Marc Kaiser	Colorado Springs	6-8	5.96	27	19	0	0	131.1	168	97	87	14	79	48
Shawn Ravenscraft														
Mike Reeves														
Sieve Russell	Joliet	0-1	6.88	13	0	0	0	17.0	16	13	13	5	14	18
Scott Schneider														
Billy Shea														
Paul Wilson	Chico	0-0	5.40	8	0	0	0	8.1	7	7	5	1	13	3

COACHES

		PLAYING EXPERIENCE					COACHING EXPERIENCE				
Jeffrey Leonard	Team Manager	Los Angeles, San Francisco, Houston, Seattle, Milwaukee					Oakland, Montreal				
Reggie Leslie	Coach	Cincinnati, Milwaukee, Baltimore					Sonoma				
Scott Schneider	Coach	Anaheim, Reno					Reno				
Dalpie Correa	Coach	Sioux City, Shreveport, Laredo, London					Laredo, Maya West-Puerto Rico				

STADIUM INFORMATION



Stadium Address	University of Nevada Campus
Stadium (Capacity)	Peccole Park (3,000)
OF Dimensions	340-401-340, natural grass
Year Opened	1998
Stadium Highlights	home of the University of Nevada baseball team

Directions to the Stadium

From Reno-Tahoe International Airport:
Take 395 north and exit at Interstate 80 west and exit at Virginia Street. Turn right (north) on Virginia Street. Take a right on Ninth Street, which turns into Evans Ave.; take Evans Ave. for approximately 1.0 mile. Peccole Park is on the left.

Or
From Virginia Street, turn right on Fifteenth Street, drive past Lawlor Events Center. Turn left on West Stadium and then take a left onto East Stadium. Take your next right and go approximately one-half mile. Peccole Park is after the John A. Sala Intramural Fields.

From Interstate 80:
Exit at Virginia Street. Turn right (north) on Virginia Street. Drive approximately 1.0 mile and turn right on Fifteenth Street, drive past Lawlor Events Center. Turn left on West Stadium and then take a left onto East Stadium. Take your next right and drive approximately one-half mile. Peccole Park is after the John A. Sala Intramural Fields.



Front Office

General ManagerRick Berry
Director of SalesGary Webster
Director of OperationsRyan Porter
Director of Broadcast and Media RelationsJohn Potter
Office ManagerRachel Plumhof
Promotions/MediaBrett Stevens
Team ManagerCory Snyder
Hitting Coach
Pitching CoachStan Hilton
First Base Coach
Team Office216 West St. George Blvd, Ste. A, St. George, UT, 84770
Phone(435) 673-5333
Fax(435) 673-8222
Website www.stgeorgeroadrunners.com
Visiting Team HotelTBA
Flagship StationTBA
Media ContactRick Berry, rberry@goldenbaseball.com
Team Colorsblue and burnt orange
2007 Results23-52

CORY SNYDER

TEAM MANAGER

Cory Snyder was selected in the first round (4th overall) of the 1984 draft by the Cleveland Indians after an outstanding collegiate career at Brigham Young University where he earned All-American honors as a shortstop and was Baseball America Freshman of the Year in 1982. In 1984, he played for the first U.S. Olympic Baseball team, won the silver medal and followed with a nine year major league career.

Snyder recorded his best season in 1987 with the Indians when he hit 33 home runs and 82 RBI. He was well known for his powerful throwing arm, home run power and a high tendency to strike out. Snyder's overall career numbers were hurt due to injuries.

Snyder was a feared slugger, who cracked 115 home runs in his first five seasons with the Tribe. He was an exceptional defensive outfielder leading the American League in outfield assists. Snyder retired after the 1994 season.

Snyder is in his second year managing the Roadrunner. He resides with his family in Mapleton, Utah.



PLAYING EXPERIENCE

Cleveland, Chicago (AL), Toronto, San Francisco and Los Angeles Dodgers

COACHING EXPERIENCE

St. George Roadrunners

STAN HILTON

PITCHING COACH

Hilton spent last season with the Fort Worth Cats and three seasons before that with the Clinton Lumberkings, the Texas Rangers' Class-A Midwest League affiliate. He left baseball in 1992 to pursue business interests, but returned to the dugout in 2004 with Clinton.

From 1989-1991, he was the pitching coach for the Burlington Indians in the Carolina League.

He spent six seasons in the minor leagues as a pitcher in the Cleveland and Oakland organizations. He was originally drafted by the Athletics as a first-round pick in the 1983 draft.

Hilton played college baseball at Baylor University and Paris Junior College.



TREVER DIMICK

3B

BATS	R	BORN 02/04/83										OPENING DAY AGE	25		
THROWS	R	RESIDES										Ogden, UT			
HEIGHT	6'2"	SCHOOL										Southern Utah University			
WEIGHT	195	HIGHEST LEVEL										Rookie			
TEAM	AVG.	G	AB	R	H	2B	3B	HR	RBI	BB	SO	SB	CS	OBP.	SLG.
AWL Sonora	0.364	13	44	9	16	2	1	0	9	9	7	3	2	0.473	0.477

MIKE DONE

3B

BATS	SW							BORN	05/27/79		OPENING DAY AGE				28	
THROWS	R							RESIDES	Aurora, CO							
HEIGHT	5'11"							SCHOOL	University of Washington							
WEIGHT	190							HIGHEST LEVEL	AAA							
TEAM	AVG.	G	AB	R	H	2B	3B	HR	RBI	BB	SO	SB	CS	OBP.	SLG.	
Reno	0.282	68	248	48	70	22	1	8	42	31	60	11	0	0.386	0.476	

WIKI GONZALEZ

C

BATS	R	BORN 05/17/74										OPENING DAY AGE			34	
THROWS	R	RESIDES										Palo Negro, VZ				
HEIGHT	5'11"	HIGHEST LEVEL										MLB				
WEIGHT	205															
TEAM	AVG.	G	AB	R	H	2B	3B	HR	RBI	BB	SO	SB	CS	OBP.	SLG.	
Charlotte	0.260	69	235	25	61	8	0	10	41	15	19	1	1	0.310	0.421	

WILL HENDERSON

1B

BATS	R					BORN	06/11/84	OPENING DAY AGE				23			
THROWS	R					RESIDES	Lumberton, TX								
HEIGHT	6'3"					SCHOOL	Lamar University								
WEIGHT	225					HIGHEST LEVEL	Independent								
TEAM	AVG.	G	AB	R	H	2B	3B	HR	RBI	BB	SO	SB	CS	OBP.	SLG.
Rockford	0.265	69	257	31	68	16	0	9	40	17	73	2	2	0.310	0.432

DUSTIN HICKS

C

BATS	L	BORN										01/29/84	OPENING DAY AGE				24
THROWS	R	RESIDES										Lake Forest, CA					
HEIGHT	5'11"	SCHOOL										Cal State University					
WEIGHT	210	Dominguez Hills															
HIGHEST LEVEL																	Independent
TEAM	AVG.	G	AB	R	H	2B	3B	HR	RBI	BB	SO	SB	CS	OBP.	SLG.		
St. George	0.239	39	113	18	27	6	0	5	22	7	30	3	0	0.289	0.425		

GREG LEMON

2B

BATS	L	BORN	04/17/84	OPENING DAY AGE	24										
THROWS	R	RESIDES	Wilmington, DE												
HEIGHT	5'10"	SCHOOL	Salisbury University												
WEIGHT	185	HIGHEST LEVEL	Independent												
TEAM	AVG.	G	AB	R	H	2B	3B	HR	RBI	BB	SO	SB	CS	OBP.	SLG.
St. George	0.380	22	71	16	27	2	0	0	12	12	6	5	0	0.471	0.408

PLAYER ROSTER



BRIAN MARTIN OF

BATS	L	BORN	06/14/80	OPENING DAY AGE	27
THROWS	R	RESIDES	El Centro, CA		
HEIGHT	6'2"	SCHOOL			
WEIGHT	220	HIGHEST LEVEL	AAA		

CODY NOWLIN 1B

BATS	R	BORN	11/27/80	OPENING DAY AGE	27
THROWS	R	RESIDES	Fresno, CA		
HEIGHT	6'3"	HIGHEST LEVEL	A		
WEIGHT	210				

TEAM	AVG.	G	AB	R	H	2B	3B	HR	RBI	BB	SO	SB	CS	OBP.	SLG.
St. George	0.339	45	171	32	58	13	2	6	27	12	29	1	0	0.397	0.544

LIU RODRIGUEZ 2B

BATS	SW	BORN	11/05/76	OPENING DAY AGE	31
THROWS	R	RESIDES	Caracas Venezuela		
HEIGHT	5'9"	HIGHEST LEVEL	MLB		
WEIGHT	170				

JUAN SERRANO OF

BATS	R	BORN	10/08/85	OPENING DAY AGE	22
THROWS	R	RESIDES	Virginia Beach, VA		
HEIGHT	5'10"	SCHOOL	Norfolk State University		
WEIGHT	185	HIGHEST LEVEL	Rookie		

TEAM	AVG.	G	AB	R	H	2B	3B	HR	RBI	BB	SO	SB	CS	OBP.	SLG.
San Diego	0.370	18	54	17	20	6	1	4	9	7	7	1	0	0.452	0.741

RYAN STEVENSON OF

BATS	L	BORN	03/18/83	OPENING DAY AGE	25
THROWS	L	RESIDES	San Leandro, CA		
HEIGHT	6'1"	SCHOOL	Lewis Clark State		
WEIGHT	205	HIGHEST LEVEL	Independent		

TEAM	AVG.	G	AB	R	H	2B	3B	HR	RBI	BB	SO	SB	CS	OBP.	SLG.
St. George	0.322	73	292	68	94	25	9	10	44	36	66	11	5	0.396	0.572

BRANDON TAYLOR SS

BATS	R	BORN	07/26/82	OPENING DAY AGE	25
THROWS	R	RESIDES	Drew, UT		
HEIGHT	6'0"	SCHOOL	Brigham Young University		
WEIGHT	200	HIGHEST LEVEL	A		

TEAM	W-L	ERA	G	GS	CG	SV	IP	H	R	ER	HR	BB	SO
*Boise	1-0	9.92	6	0	0	0	16.1	26	19	18	0	9	6

*appeared as a pitcher during 2007 season

PITCHER ROSTER

JUSTIN ABBOTT

RP

BATS R
THROWS R
HEIGHT 6'3"
WEIGHT 215

BORN 09/04/81 OPENING DAY AGE 26
RESIDES St. George, UT
SCHOOL Southern Utah University
HIGHEST LEVEL A

DEVIN COLLIS

LP

BATS L
THROWS L
HEIGHT 6'2"
WEIGHT 190

BORN 04/27/84 OPENING DAY AGE 24
RESIDES St. Charles, MO
SCHOOL University of Arkansas
HIGHEST LEVEL A

TEAM	W-L	ERA	G	GS	CG	SV	IP	H	R	ER	HR	BB	SO
St. George	0-1	9.36	15	1	0	0	25.0	33	31	26	4	18	25

CHRIS HUNTER

RP

BATS R
THROWS R
HEIGHT 6'4"
WEIGHT 200

BORN 12/12/80 OPENING DAY AGE 27
RESIDES London, UT
SCHOOL Utah Valley State College
HIGHEST LEVEL AAA

TEAM	W-L	ERA	G	GS	CG	SV	IP	H	R	ER	HR	BB	SO
Arkansas	3-4	9.24	22	3	0	1	38.0	57	41	39	8	23	23

JASON NORDERUM

LP

BATS L
THROWS L
HEIGHT 6'1"
WEIGHT 205

BORN 11/21/81 OPENING DAY AGE 26
RESIDES Redding, CA
SCHOOL Sacramento City College
HIGHEST LEVEL AAA

TEAM	W-L	ERA	G	GS	CG	SV	IP	H	R	ER	HR	BB	SO
Lancaster	0-0	7.48	16	0	0	0	21.2	27	18	18	1	18	16

ANTHONY PLUTA

RP

BATS R
THROWS R
HEIGHT 6'3"
WEIGHT 230

BORN 10/28/82 OPENING DAY AGE 25
RESIDES Las Vegas, NV
HIGHEST LEVEL A

TEAM	W-L	ERA	G	GS	CG	SV	IP	H	R	ER	HR	BB	SO
St. George	2-1	5.56	21	0	0	10	22.2	23	15	14	0	22	19

JOHN SEGOVIA

RP

BATS R
THROWS R
HEIGHT 6'0"
WEIGHT 190

BORN 04/23/83 OPENING DAY AGE 25
RESIDES Monterey, CA
SCHOOL San Francisco State University
HIGHEST LEVEL Independent

TEAM	W-L	ERA	G	GS	CG	SV	IP	H	R	ER	HR	BB	SO
Chico	2-0	5.49	22	0	0	0	41.0	46	28	25	5	16	24

BILLY SIMON

RP

BATS R
THROWS R
HEIGHT 6'6"
WEIGHT 220

BORN 11/11/82 OPENING DAY AGE 25
RESIDES Vero Beach, FL
SCHOOL Louisiana State University
HIGHEST LEVEL A

TEAM	W-L	ERA	G	GS	CG	SV	IP	H	R	ER	HR	BB	SO
North Shore	0-0	9.00	5	0	0	1	5.0	6	5	5	1	6	7

PITCHER ROSTER



SHANNON SPROUSE RP

BATS	R							BORN	09/22/82	OPENING DAY AGE				24
THROWS	R							RESIDES	Hilton Head, SC					
HEIGHT	5'11"							SCHOOL	The Citadel					
WEIGHT	175							HIGHEST LEVEL	Independent					
TEAM	W-L	ERA	G	GS	CG	SV	IP	H	R	ER	HR	BB	SO	
St. George	3-6	7.29	18	11	0	0	63.0	80	63	51	2	57	50	

LEO URDANETA RP

BATS	R						BORN	11/20/79	OPENING DAY AGE					28
THROWS	R						RESIDES	Caracaz, VA						
HEIGHT	6'1"						SCHOOL							
WEIGHT	168						HIGHEST LEVEL MLB							
TEAM	W-L	ERA	G	GS	CG	SV	IP	H	R	ER	HR	BB	SO	
Binghamton	1-1	4.76	16	0	0	3	22.2	26	13	12	1	8	12	

2008 PLAYERS

NAME	BATS		HEIGHT		OPENING DAY		BORN	RESIDES	SCHOOL	HIGHEST LEVEL
	POSITION	THROWS	THROWS	WEIGHT	AGE					
Trevor Dimick	3B	R	R	62"	195	25	02/04/83	Ogden, UT	Southern Utah University	Rookie
Mike Done	3B	SW	R	5'11"	190	28	07/27/79	Aurora, CO	University of Washington	AAA
Wiki Gonzalez	C	R	R	5'11"	205	34	05/17/74	Palo Negro, VZ		MLB
Will Henderson	1B	R	R	63"	225	23	06/11/84	Lumberton, TX	Lamar University	Independent
Dustin Hicks	C	L	R	5'11"	210	24	01/29/84	Lake Forest, CA	Cal State University- Dominguez Hills	Independent
Greg Lemon	2B	L	R	5'10"	185	24	04/17/84	Wilmington, DE	Salisbury University	Independent
Brian Martin	OF	L	R	62"	220	27	06/14/80	El Centro, CA	Central Union HS	AAA
Cody Nowlin	1B	L	R	63"	210	27	11/27/80	Fresno, CA	Clovis HS	A
Liu Rodriguez	2B	SW	R	5'9"	170	31	11/05/76	Caracas, VZ		MLB
Juan Serrano	OF	R	R	5'10"	185	22	10/08/85	Virginia Beach, VA	Norfolk State University	Rookie
Ryan Stevenson	OF	L	L	61"	205	25	03/18/83	San Leandro, CA	Lewis Clark State	Independent
Brandon Taylor	SS	R	R	60"	200	25	07/26/82	Drew, UT	Brigham Young University	A

PITCHERS

Justin Abbott	RP	R	R	63"	215	26	09/04/81	St. George, UT	Southern Utah University	A
Devin Collis	LP	L	L	62"	190	24	04/27/84	St. Charles, MO	University of Arkansas	Independent
Chris Hunter	RP	R	R	64"	200	27	12/12/80	Lindon, UT	Utah Valley State College	AAA
Jason Norderum	LP	L	L	61"	205	26	11/21/81	Redding, CA	Sacramento City College	AAA
Anthony Pluta	RP	R	R	63"	230	25	10/28/82	Las Vegas, NV	Las Vegas High	A
John Segovia	RP	R	R	60"	190	25	04/23/83	Monterey, CA	San Francisco State University	Independent
Billy Simon	RP	R	R	66"	220	25	11/11/82	Vero Beach, FL	Louisiana State University	A
Shannon Sprouse	RP	R	R	5'11"	175	25	09/22/82	Hilton Head, SC	The Citadel	Independent
Lino Urdaneta	RP	R	R	61"	168	28	11/20/79	Caracaz, VZ		MLB

2007 STATS

NAME	TEAM	AVG	G	AB	R	H	2B	3B	HR	RBI	BB	SO	SB	CS	OBP	SLG
Trevor Dimick	AWL Sonora	0.364	13	44	9	16	2	1	0	9	9	7	3	2	0.473	0.477
Mike Done	Reno	0.282	68	248	48	70	22	1	8	42	31	60	11	0	0.386	0.476
Wiki Gonzalez	Charlotte	0.260	69	235	25	61	8	0	10	41	15	19	1	3	0.310	0.421
Will Henderson	Rockford	0.265	69	257	31	68	16	0	9	40	17	73	2	2	0.310	0.432
Dustin Hicks	St. George	0.239	39	113	18	27	6	0	5	22	7	30	3	0	0.289	0.425
Greg Lemon	St. George	0.380	22	71	16	27	2	0	0	12	12	6	5	0	0.471	0.408
Brian Martin																
Cody Nowlin	St. George	0.339	45	171	32	58	13	2	6	27	12	29	1	0	0.397	0.544
Liu Rodriguez																
Juan Serrano	San Diego (AWL)	0.370	18	54	17	20	6	1	4	9	7	7	1	0	0.452	0.741
Ryan Stevenson	Chico	0.289	77	228	29	66	17	1	3	42	32	38	9	5	0.390	0.412
*Brandon Taylor	Boise															

PITCHERS

		W-L	ERA	G	GS	CG	SV	IP	H	R	ER	HR	BB	SO
Justin Abbott														
Devin Collis	St. George	0-1	9.36	15	1	0	0	25.0	33	31	26	4	18	25
Chris Hunter	Arkansas	3-4	9.24	22	3	0	1	38.0	57	41	39	8	23	23
Jason Norderum	Lancaster	0-0	7.48	16	0	0	0	21.2	27	18	18	1	18	16
Anthony Pluta	St. George	2-1	5.56	21	0	0	10	22.2	23	15	14	0	22	19
John Segovia	Chico	2-0	5.49	22	0	0	0	41.0	46	28	25	5	16	24
Billy Simon	North Shore	0-0	9.00	5	0	0	0	5.0	6	5	5	1	6	7
Shannon Sprouse	St. George	3-6	7.29	18	11	0	0	63.0	80	63	51	2	57	50
Lino Urdaneta	Binghamton	1-1	4.76	16	0	0	3	22.2	26	13	12	1	8	12

COACHES

		PLAYING EXPERIENCE	COACHING EXPERIENCE
Cory Snyder	Field Manager	Cleveland Indians, Chicago White Sox, Toronto Blue Jays, San Francisco Giants, Los Angeles Dodgers	Second year managing the Road Runners
Stan Hilton	Pitching Coach	Oakland A's, Cleveland Indians	Fort Worth Cats, Burlington Indians, Clinton Lumberkings

*appeared as a pitcher during 2007 season.



Stadium Address.....	550 S 800 E, St George, UT 84770
Stadium (Capacity).....	Bruce Hurst Stadium (2,500)
OF Dimensions	340-395-335, natural grass
Year Opened	1997
Stadium Highlights.....	Home to the Dixie State Rebels

Directions to the Stadium

Take exit 8 for St George Blvd/I-15
Go west toward UT-18/Santa Clara 0.3 mi
Turn left at 700 E (Go 7 blocks south)
Left at 600 South (go 1 block)
Left at 800 East to the stadium

Bruce Hurst Field, 550 S 800 E, St George, UT 84770



2008 YUMA SCORPIONS



Front Office

Team President	Mike Marshall
Assistant General Manager	Glenn Dobson
VP of Sales and Marketing	Jason Matlock
Office Manager	Jimmy Taipalus
Team Manager	Mike Marshall
Hitting Coach	Henry Calderon
Pitching Coach	Mike Esposito
Coach	Roger Luque
Coach	Arturo Velasquez
Coach	Nik Crouch
Team Office	1280 W. Desert Sun Drive, Yuma, AZ, 85365
Phone	928-257-4700
Fax	928-726-3383
Website	www.yumascorpions.com
Visiting Team Hotel	Howard Johnson, 3181 S. 4th Ave., Yuma, AZ, 85364, 928-344-1420
Flagship Station	KBLU 550 AM
Media Contact	Jason Matlock, jmatlock@goldenbaseball.com
Team Colors	Red and Black
2007 Results	.42-34

MIKE MARSHALL

TEAM MANAGER

Mike Marshall enjoyed a spectacular career in professional baseball. He was drafted in the 6th round by the Los Angeles Dodgers out of Buffalo Grove High School in Illinois. In five seasons in the minors, he never hit under .324 and was named Minor League Player of the Year in 1981 for his Triple Crown winning season in the Pacific Coast League (AAA) for the Albuquerque Dukes. Marshall joined the Dodgers late in 1981 and became a fixture in their starting lineup for the rest of the decade.

In his 11-year major league career, he appeared in the playoffs five times including winning the World Series with the 1988 Dodgers. Marshall earned National League All-Star honors in 1984, was in the Top 15 in MVP voting in 1985. He retired in 1991.

In the late 1990s, Marshall held the coaching positions with the Schaumburg Flyers, Manager and Manager/GM of the Albany Diamond Dogs, and manager of the El Paso Diablos. In addition, he served two years as Vice President of Operations for the Northern League.

PLAYING EXPERIENCE

Loas Angeles Dodgers, Los Angeles Angels
New York Mets, Boston Red Sox

COACHING EXPERIENCE

Schaumburg, Albany, El Paso



HENRY CALDERON

HITTING COACH

PLAYING EXPERIENCE

Kansas City, Yuma Railcats, Yuma Scorpions
Gary Railcats

COACHING EXPERIENCE

Yuma Scorpions



ROGER LUQUE

BENCH COACH

Luque has a long history in the minor leagues playing at both the A and AA levels. He has a career win loss record of 59-55.

PLAYING EXPERIENCE

San Diego, Seattle, Winnipeg,
Sioux City, Joliet, Yuma

COACHING EXPERIENCE

Yuma Scorpions





ARTURO VELASQUEZ

BENCH COACH

PLAYING EXPERIENCE

Vernon Regional Junior College
Sul Ross University

COACHING EXPERIENCE

Yuma Scorpions, El Paso CC, Madison
Mallards





PLAYER ROSTER

YOSVANY ALMARIO

OF

BATS	R	BORN		06/21/80		OPENING DAY AGE		27							
THROWS	R	RESIDES		Miami, FL											
HEIGHT	5'11"	SCHOOL		Miami Dade											
WEIGHT	190	HIGHEST LEVEL		A											
TEAM	AVG.	G	AB	R	H	2B	3B	HR	RBI	BB	SO	SB	CS	OBP.	SLG.
Yuma	0.357	72	280	56	100	20	1	7	58	17	36	21	3	0.390	0.511

RYAN BARBA

SS

BATS	R	BORN 12/06/84							OPENING DAY AGE 23						
THROWS	R	RESIDES							Van Nuys, CA						
HEIGHT	6'0"	SCHOOL							University of New Mexico						
WEIGHT	185	HIGHEST LEVEL A													
TEAM	AVG.	G	AB	R	H	2B	3B	HR	RBI	BB	SO	SB	CS	OBP.	SLG.
Brevard County	0.241	46	137	14	33	3	1	1	16	7	30	1	1	0.293	0.299

HECTOR BERNAL

2B

BATS	R	BORN							06/14/86	OPENING DAY AGE				21	
THROWS	R	RESIDES							El Paso, TX						
HEIGHT	5'11"	SCHOOL							El Paso Community College						
WEIGHT	180	HIGHEST LEVEL							A						
TEAM	AVG.	G	AB	R	H	2B	3B	HR	RBI	BB	SO	SB	CS	OBP.	SLG.
Yuma	0.250	68	240	37	60	15	2	0	27	16	38	4	2	0.306	0.329

HENRY CALDERON

3B

BATS	R	BORN							09/03/77	OPENING DAY AGE					30		
THROWS	R	RESIDES							Yuma, AZ								
HEIGHT	6'1"	SCHOOL															
WEIGHT	190	HIGHEST LEVEL							AA								
TEAM	AVG.	G	AB	R	H	2B	3B	HR	RBI	BB	SO	SB	CS	OBP.	SLG.		
Yuma	0.306	75	297	53	91	21	0	6	59	28	36	12	3	0.367	0.438		

JEREMY CLEVELAND

OF

BATS	R						BORN	09/10/81	OPENING DAY AGE					26		
THROWS	R						RESIDES	Fairfax Station, VA								
HEIGHT	6'2"						SCHOOL	University of North Carolina								
WEIGHT	185						HIGHEST LEVEL AA									
TEAM	AVG.	G	AB	R	H	2B	3B	HR	RBI	BB	SO	SB	CS	OBP.	SLG.	
San Antonio	0.250	28	72	6	18	4	1	0	8	7	16	0	0	0.313	0.333	

PETE FARINA

C

BATS	R	BORN							09/07/83	OPENING DAY AGE				24		
THROWS	R	RESIDES							Los Angeles, CA							
HEIGHT	6'1"	SCHOOL							Virginia Commonwealth University							
WEIGHT	205	HIGHEST LEVEL							AA							
TEAM	AVG.	G	AB	R	H	2B	3B	HR	RBI	BB	SO	SB	CS	OBP.	SLG.	
Yuma	0.246	25	69	10	17	1	0	0	10	9	12	1	1	0.369	0.261	

RICH JANEWAY

OF

BATS	R	BORN							07/22/81	OPENING DAY AGE					26	
THROWS	R	RESIDES							Redding, CA							
HEIGHT	6'2"	SCHOOL							New Mexico Highlands University							
WEIGHT	190	HIGHEST LEVEL							A							
TEAM	AVG.	G	AB	R	H	2B	3B	HR	RBI	BB	SO	SB	CS	OBP.	SLG.	
Yuma	0.304	56	214	53	65	11	4	6	33	32	30	8	2	0.402	0.477	

PLAYER ROSTER



MAIKEL JOVA OF

BATS	R								BORN	03/05/81	OPENING DAY AGE			27	
THROWS	R								RESIDES	Miami, FL					
HEIGHT	6'1"								SCHOOL	Eide Escuela De Deportes (Cuba)					
WEIGHT	215								HIGHEST LEVEL AAA						
TEAM	AVG.	G	AB	R	H	2B	3B	HR	RBI	BB	SO	SB	CS	OBP.	SLG.
Yuma	0.318	75	305	49	97	19	4	4	67	20	31	6	1	0.358	0.446

LIMBERTH MARIN 2B

BATS	SW	BORN	11/22/81	OPENING DAY AGE	26
THROWS	R	RESIDES	Maracay, VZ		
HEIGHT	5'10"	SCHOOL			
WEIGHT	180	HIGHEST LEVEL	A		

JOSE RODRIGUEZ C

BATS	R					BORN	07/16/83	OPENING DAY AGE				24			
THROWS	R					RESIDES	Downey, CA								
HEIGHT	6'3"					SCHOOL	Texas A&M - Corpus Christi								
WEIGHT	230					HIGHEST LEVEL	Independent								
TEAM	AVG.	G	AB	R	H	2B	3B	HR	RBI	BB	SO	SB	CS	OBP.	SLG.
Reno	0.274	52	215	38	59	17	1	8	42	11	45	3	2	0.339	0.474

AJ VALENTINE 1B

BATS	L								BORN	01/01/83	OPENING DAY AGE				25	
THROWS	L								RESIDES	Turlock, CA						
HEIGHT	6'6"								SCHOOL	Cal State Stanislaus						
WEIGHT	230								HIGHEST LEVEL Independent							
TEAM	AVG.	G	AB	R	H	2B	3B	HR	RBI	BB	SO	SB	CS	OBP.	SLG.	
Yuma	0.264	46	174	35	46	11	3	7	34	16	33	7	1	0.348	0.483	



PITCHER ROSTER

MIKE ESPOSITO

LP

BATS L
THROWS L
HEIGHT 6'0"
WEIGHT 190
OPENING DAY AGE 26

BORN 09/27/81
RESIDES Las Vegas, NV
SCHOOL Arizona State University
HIGHEST LEVEL MLB

TEAM	W-L	ERA	G	GS	CG	SV	IP	H	R	ER	HR	BB	SO
Colorado Springs	5-5	6.05	27	11	1	1	102.2	134	81	69	16	38	49

JEAN CARLOS GUILLEN

RP

BATS R
THROWS R
HEIGHT 6'5"
WEIGHT 200
OPENING DAY AGE 24

BORN 03/21/84
RESIDES Bani, DR
SCHOOL
HIGHEST LEVEL A

TEAM	W-L	ERA	G	GS	CG	SV	IP	H	R	ER	HR	BB	SO
Philadelphia	0-0	0.00	2	0	0	0	3.0	0	0	0	0	0	3

NEIL HAYES

LP

BATS L
THROWS L
HEIGHT 6'0"
WEIGHT 175
OPENING DAY AGE 24

BORN 11/28/83
RESIDES Eunice, NM
SCHOOL College of the Southwest
HIGHEST LEVEL Independent

TEAM	W-L	ERA	G	GS	CG	SV	IP	H	R	ER	HR	BB	SO
Yuma	4-1	3.92	26	1	0	10	39.0	35	18	17	3	19	49

JACK JENSEN

LP

BATS L
THROWS L
HEIGHT 6'2"
WEIGHT 200
OPENING DAY AGE 23

BORN 07/01/84
RESIDES Boise, ID
SCHOOL Boise State University
HIGHEST LEVEL AAA

ROGER LUQUE

LP

BATS L
THROWS L
HEIGHT 6'1"
WEIGHT 198
OPENING DAY AGE 28

BORN 01/08/80
RESIDES Charallave, VZ
SCHOOL
HIGHEST LEVEL AA

TEAM	W-L	ERA	G	GS	CG	SV	IP	H	R	ER	HR	BB	SO
Yuma	5-6	2.57	13	11	5	0	87.2	80	37	25	6	25	70

RYAN MCGRATH

RP

BATS R
THROWS R
HEIGHT 6'2"
WEIGHT 205
OPENING DAY AGE 25

BORN 12/20/82
RESIDES Modesto, CA
SCHOOL Cal State Stanislaus
HIGHEST LEVEL A

TEAM	W-L	ERA	G	GS	CG	SV	IP	H	R	ER	HR	BB	SO
Salem-Kzr	1-3	5.85	16	9	0	1	47.2	51	37	31	9	17	38

PITCHER ROSTER



JORGE PEREZ RP

BATS	R	BORN	03/20/75
THROWS	R	RESIDES	San Pedan de Macoris, DR
HEIGHT	6'4"	SCHOOL	
WEIGHT	220	HIGHEST LEVEL	A
OPENING DAY AGE 33			

TEAM	W-L	ERA	G	GS	CG	SV	IP	H	R	ER	HR	BB	SO
Quebec	4-8	5.68	14	14	1	0	82.1	84	55	52	7	45	61

ANTHONY ROMERO RP

BATS	R	BORN	08/28/84
THROWS	R	RESIDES	Alta Loma, CA
HEIGHT	6'2"	SCHOOL	Cal Poly Pomona University
WEIGHT	205	HIGHEST LEVEL	Rookie League
OPENING DAY AGE 23			

TEAM	W-L	ERA	G	GS	CG	SV	IP	H	R	ER	HR	BB	SO
Billings	0-3	6.83	14	3	0	0	29.0	35	24	22	3	9	19

EVAN WHITE RP

BATS	R	BORN	08/27/82
THROWS	R	RESIDES	Corning, CA
HEIGHT	5'10"	SCHOOL	New Mexico Highlands
WEIGHT	180	HIGHEST LEVEL	Independent
OPENING DAY AGE 25			

TEAM	W-L	ERA	G	GS	CG	SV	IP	H	R	ER	HR	BB	SO
Yuma	7-3	4.70	15	14	2	0	92.0	102	56	48	9	25	60



SUMMARY

NAME	BATS		HEIGHT		OPENING DAY		RESIDES	SCHOOL	HIGHEST LEVEL	
	POSITION	THROWS	WEIGHT	AGE	BORN					
Yosvani Almario	OF	R	R	5'11"	190	27	06/21/80	Miami, FL	Miami Dade	A
Ryan Barba	SS	R	R	6'0"	185	23	12/06/84	Van Nuys, CA	University of New Mexico	A
Hector Bernal	2B	R	R	5'11"	180	21	06/14/86	El Paso, TX	El Paso Community College	A
Henry Calderon	3B	R	R	6'1"	190	30	09/03/77	Yuma, AZ		AA
Jeremy Cleveland	OF	R	R	6'2"	185	26	09/10/81	Fairfax Station, VA	University of North Carolina	AA
Pete Farina	C	R	R	6'1"	205	24	09/07/83	Los Angeles, CA	Virginia Commonwealth University	AA
Rich Janeway	OF	R	R	6'2"	190	26	07/22/81	Redding, CA	New Mexico Highlands University	A
Maikel Jova	OF	R	R	6'1"	215	27	03/05/81	Miami, FL	Eide Escuela De Deportes (Cuba)	AAA
Limberth Martin	2B	SW	R	5'10"	180	26	11/22/81	Maracay, VZ		A
Jose Rodriguez	C	R	R	6'3"	230	24	07/16/83	Downey, CA	Texas A&M- Corpus Christi	Independent
AJ Valentine	1B	L	L	6'6"	230	25	01/01/83	Turlock, CA	Cal State Stanislaus	Independent

PITCHERS

Mike Esposito	LP	L	L	6'0"	190	26	09/27/81	Las Vegas, NV	Arizona State University	MLB
Jean Carlos Guillen	RP	R	R	6'5"	200	24	03/21/84	Bani, DR		A
Neil Hayes	LP	L	L	6'0"	175	24	11/28/83	Emice, NM	College of the Southwest	Independent
Jack Jensen	LP	L	L	6'2"	200	23	07/01/84	Boise, ID	Boise State University	AAA
Roger Luque	LP	L	L	6'1"	198	28	01/08/80	Charallave, VZ		AA
Ryan McGrath	RP	R	R	6'2"	205	25	12/20/82	Modesto, CA	Cal State Stanislaus	A
Jorge Perez	RP	R	R	6'4"	220	33	03/20/75	San Pedan de Macoris, DR		A
Anthony Romero	RP	R	R	6'2"	205	23	08/28/84	Alta Loma, CA	Cal Poly Pomona University	Rookie League
Evan White	RP	R	R	5'10"	180	25	08/27/82	Corning, CA	New Mexico Highlands University	Independent

2007 STATS

NAME	TEAM	AVG	G	AB	R	H	2B	3B	HR	RBI	BB	SO	SB	CS	OBP	SLG
Yosvani Almario	Yuma	0.357	72	280	56	100	20	1	7	58	17	36	21	3	0.390	0.511
Ryan Barba	Brevard County	0.241	46	137	14	33	3	1	1	16	7	30	1	1	0.293	0.299
Hector Bernal	Yuma	0.250	68	240	37	60	15	2	0	27	16	38	4	2	0.306	0.329
Henry Calderon	Yuma	0.306	75	297	53	91	21	0	6	59	28	36	12	3	0.367	0.438
Jeremy Cleveland	San Antonio	0.250	28	72	6	18	4	1	0	8	7	16	0	0	0.313	0.333
Pete Farina	Yuma	0.246	25	69	10	17	1	0	0	10	9	12	1	1	0.369	0.261
Rich Janeway	Yuma	0.304	56	214	53	65	11	4	6	33	32	30	8	2	0.402	0.477
Maikel Jova	Yuma	0.318	75	305	49	97	19	4	4	67	20	31	6	1	0.358	0.446
Jose Rodriguez	Reno	0.274	52	215	38	59	17	1	8	42	11	45	3	2	0.339	0.474
AJ Valentine	Yuma	0.264	46	174	35	46	11	3	7	34	16	33	7	1	0.348	0.483

PITCHERS

		W-L	ERA	G	GS	CG	SV	IP	H	R	ER	HR	BB	SO
Mike Esposito	Colorado Springs	5-5	6.05	27	11	1	1	102.2	134	81	69	16	38	49
Jean Carlos Guillen	Philadelphia	0-0	0.00	2	0	0	0	3.0	0	0	0	0	0	3
Neal Hayes	Yuma	4-1	3.92	26	1	0	10	39.0	35	18	17	3	19	49
Jack Jensen														
Roger Luque	Yuma	5-6	2.57	13	11	5	0	87.2	80	37	25	6	25	70
Ryan McGrath	Salem-Kzr	1-3	5.85	16	9	0	1	47.2	51	37	31	9	17	38
Jorge Perez	Quebec	4-8	5.68	14	14	1	0	82.1	84	55	52	7	45	61
Anthony Romero	Billings	0-3	6.83	14	3	0	0	29.0	35	24	22	3	9	19
Evan White	Yuma	7-3	4.70	15	14	2	0	92.0	102	56	48	9	25	60

COACHES

		PLAYING EXPERIENCE	COACHING EXPERIENCE
Mike Marshall	Team Manager	LA Dodgers, LA Angels, Boston, NY Mets	Yuma Scorpions
Henry Calderon	Hitting Coach	Kansas City, Yuma Bullfrogs, Gary Railcats	Yuma Scorpions (player/coach)
Roger Luque	Coach	San Diego, Seattle, Kansas City, Winnipeg	Yuma Scorpions (player/coach)
Arturo Velasquez	Coach	Vernon Regional JC, Sul Ross University	Yuma Scorpions, El Paso CC, Madison Mallards
Nik Crouch	Coach	Yuma Scorpions	Vanguard University

STADIUM INFORMATION



Stadium Address	1280 W. Desert Sun Drive, Yuma, AZ
Stadium (Capacity)	Desert Sun Stadium (10,500)
OF Dimensions	335-410-335, natural grass
Year Opened	1969
Stadium Highlights	was the spring training home of the San Diego Padres from 1969-1993, field is dedicated to McDonalds Corporation owner and founder Ray Kroc

Directions to Desert Sun Stadium

From I-8: Take the 4th Avenue or 16th Street exit towards Avenue A, take Avenue A directly to the stadium

2007 LEAGUE STATISTICS



2007 GBL SINGLE GAME HIGHS BY TEAM

	Runs	Hits	2B	3B	HR	RBI	BB	SO	SB	CS	E	IP	H	R	ER	HR	BB	SO	WP
Chico	20	20	5	2	4	21	13	16	6	4	5	10.0	21	16	16	4	10	14	4
Long Beach	18	21	6	3	5	17	15	15	5	2	5	11.2	20	17	15	4	10	16	3
Orange Co.	16	18	6	2	3	14	11	16	4	3	6	10.0	19	13	13	4	13	17	4
Reno	16	20	7	1	4	15	9	15	6	2	7	12.0	21	20	18	5	15	15	6
St. George	14	18	6	2	3	13	10	17	5	2	6	9.0	20	21	20	4	11	13	4
Yuma	20	21	7	3	3	20	10	13	6	2	5	11.0	20	17	17	3	8	15	3

RECORD BY MONTH

	JUNE				JULY				AUGUST/SEPTEMBER			
	W-L	HR	AVG	ERA	W-L	HR	AVG	ERA	W-L	HR	AVG	ERA
Chico	16-6	9	.276	3.83	13-16	15	.270	5.85	15-10	24	.298	5.29
Long Beach	13-10	20	.279	4.79	21-7	23	.285	3.13	14-11	30	.266	5.13
Orange County	14-9	15	.293	5.82	12-16	17	.282	4.62	11-14	24	.299	5.55
Reno	8-13	19	.258	4.86	15-13	39	.299	5.54	10-16	22	.288	6.88
St. George	3-19	14	.270	8.02	5-22	15	.235	7.29	15-11	34	.321	6.56
Yuma	13-10	13	.289	5.06	18-10	24	.304	4.39	11-14	21	.291	6.17

HOME RECORD

	W	L	PCT
YUMA	4	9	.727
CHICO	30	15	.667
ORANGE COUNTY	25	13	.658
LONG BEACH	21	11	.656
RENO	19	21	.475
ST. GEORGE	10	29	.256

ROAD RECORD

	W	L	PCT
LONG BEACH	27	17	.614
CHICO	14	17	.452
YUMA	18	25	.419
RENO	14	21	.400
ST. GEORGE	13	23	.361
ORANGE COUNTY	12	26	.316

EXTRA INNING RECORD

	W	L	PCT
YUMA	3	0	1.000
CHICO	2	1	.667
RENO	2	3	.400
ORANGE COUNTY	1	2	.333
LONG BEACH	1	3	.250
ST. GEORGE	0	0	.000

ONE-RUN RECORD

	W	L	PCT
CHICO	15	5	.750
RENO	10	11	.476
YUMA	8	9	.471
LONG BEACH	7	8	.467
ST. GEORGE	5	6	.455
ORANGE COUNTY	7	13	.350

SHUTOUT RECORD

	W	L	PCT
ORANGE COUNTY	2	0	1.000
YUMA	4	1	.800
LONG BEACH	5	4	.556
CHICO	3	4	.429
ST. GEORGE	0	2	.000
RENO	0	3	.000



2007 LEAGUE STATISTICS

2007 GBL TEAM RECORD WHEN ...

Team	Leading after 5 Innings	Tied after 5 Innings	Trailing after 5 Innings	Leading after 6 Innings	Tied after 6 Innings	Trailing after 6 Innings	Leading after 7 Innings	Tied after 7 Innings	Trailing after 7 Innings	Leading after 8 Innings	Tied after 8 Innings	Trailing after 8 Innings
Chico	29-4	7-4	8-24	29-3	6-3	9-26	33-1	4-2	7-29	37-1	4-0	3-29
Long Beach	34-4	6-5	8-19	37-2	5-5	6-21	41-1	3-4	4-23	45-1	2-2	1-25
Orange Co.	26-10	4-4	7-25	31-9	1-5	5-25	34-7	2-6	1-26	31-2	1-5	1-30
Reno	25-12	2-6	6-24	24-12	4-4	5-26	30-7	1-4	2-31	29-3	0-6	2-31
St. George	9-8	7-2	7-42	14-5	2-2	7-45	14-4	2-1	7-47	14-1	4-0	3-51
Yuma	28-8	4-9	10-17	31-7	5-4	6-23	34-4	5-0	3-30	37-2	3-1	0-27

RECORD WHEN ...

Team	Scoring First	Scoring Last	1-Run Games	2-Run Games	3-Run Games	3+Run Games	Extra Innings	Double Headers
Chico	27-12	34-10	15-5	4-6	6-9	19-12	2-1	0-2
Long Beach	34-10	32-5	7-8	8-4	10-3	23-13	1-3	0-0
Orange County	23-15	22-11	7-13	3-6	6-4	21-16	1-2	4-2
Reno	17-19	18-16	10-11	6-6	2-8	15-17	2-3	2-2
St. George	9-21	17-23	5-6	9-6	5-6	4-34	0-0	2-0
Yuma	23-17	28-11	8-9	7-9	6-5	21-11	3-0	2-4

LONGEST HITTING STREAK

	Club	G
Kaplan, John	LBH	25

CONSECUTIVE GAMES REACHING BASE

	Club	G
Williams, Peanut	OCY	48

RECORD STREAKS

Team	Winning Streak	Losing Streak	Home Winning Streak	Home Losing Streak	Road Winning Streak	Road Losing Streak
Chico	5	6	5	3	5	3
Fullerton	2	7	2	5	2	5
Japan	4	8	1	3	4	8
Long Beach	5	4	7	6	6	4
Mesa	7	4	8	4	5	3
San Diego	7	4	5	4	6	5
Surprise	6	7	7	4	6	5
Yuma	4	4	6	4	3	4

RUNS BY INNING

Team	1st	2nd	3rd	4th	5th	6th	7th	8th	9th	Ex	Total
Chico	70	48	45	56	37	59	40	56	34	4	449
Fullerton	57	45	61	44	45	67	44	45	13	7	428
Japan	39	26	49	41	42	62	45	30	40	4	358
Long Beach	81	36	51	58	47	44	56	47	29	15	464
Mesa	49	49	57	53	57	67	54	53	31	8	478
San Diego	61	49	74	81	57	61	48	47	36	4	518
Surprise	55	52	62	56	60	62	56	49	35	3	490
Yuma	47	35	90	84	62	76	56	62	30	3	545

2007 LEAGUE STATISTICS



PREVIOUS YEAR RECORD VS. OPPONENTS

	Chico	Fullerton	Japan	Long Beach	Mesa	San Diego	Surprise	Yuma
Chico vs.		10-6	6-6	6-7	7-5	4-13	9-4	7-5
Fullerton vs.	6-10		5-7	7-10	3-8	5-8	2-7	7-6
Japan vs.	6-6	7-5		4-9	4-9	3-10	3-10	6-8
Long Beach vs.	7-6	10-7	9-4		3-9	9-6	5-5	6-4
Mesa vs.	5-7	8-3	9-4	9-3		6-4	7-7	7-11
San Diego vs.	13-4	8-5	10-3	6-9	4-6		11-6	4-5
Surprise vs.	4-9	7-2	10-3	5-5	7-7	6-11		6-8
Yuma vs.	5-7	6-7	8-6	4-6	11-7	5-4	8-6	

GRAND SLAM HOME RUNS

Date	Batter	Team	Opponent	Pitcher
JUN 21	Jason Van Meetren	Chico	St. George	Ben Buker
JUN 25	Todd Gossage	Chico	Yuma	Steve Soja
JUL 4	Richard Pohle	Orange County	Long Beach	Rich Fischer
JUL 5	Mark Okano	Orange County	Long Beach	Ryan Claypool
JUL 13	Maikel Jova	Yuma	Orange County	Nathan Holguin
JUL 25	Garry Templeton	Orange County	Chico	Jacob McKinley
AUG 3	Daniel Nava	Chico	St. George	Jose Correa
AUG 3	Cole Cicutelli	Long Beach	Reno	Matt Parris
AUG 6	Dan Trumble	Long Beach	Reno	Eric Brock
AUG 10	Gary Harris	St. George	Chico	Tyler Pearson
AUG 12	Dan Trumble	Long Beach	Reno	Eric Thomas
AUG 23	Marcos Villezcas	St. George	Yuma	Neil Hayes
AUG 25	Todd Gossage	Chico	Long Beach	Marcel Vianna
AUG 26	Jason Mooneyham	Long Beach	Chico	Paul Wilson

5-HIT GAMES FOR BATTERS

Date	Batter	Team	At-Bats	Opponent
JUL 11	Chris Klemm	Long Beach	5	Reno
JUL 20	A.J. Valentine	Yuma	5	St. George
AUG 3	Jason Matteucci	Chico	6	St. George
AUG 3	Juan Senreiso	Reno	5	Long Beach

LOW-HIT GAMES

Type	Date	Pitcher	Team	OPP	Result
Two-Hitter	JUL 19	Roger Luque	YUM	STG	WON 4-0
Three-Hitter	JUL 8	Evan White	YUM	LBH	WON 7-0
	AUG 3	Steve Soja	YUM	OCY	WON 3-2
	AUG 25	Ben Fox	OCY	REN	WON 4-0, G1



2007 LEAGUE STATISTICS

TEAM BATTING

Team Batting	AVG	AB	R	H	HR	BB	SO	SB	CS
YUMA	.295	2615	508	772	58	272	460	94	24
ORANGE COUNTY	.291	2589	466	753	56	314	489	69	29
RENO	.284	2652	494	753	80	282	618	131	23
CHICO	.281	2588	486	727	48	344	468	105	33
LONG BEACH	.277	2650	503	734	73	349	594	106	24
ST. GEORGE	.276	2608	436	720	63	250	584	77	22

TEAM PITCHING

Team Pitching	W	L	ERA	H	CG	SHO	SV	HR	BB	SO
LONG BEACH	48-28	4.30	655	0	5	21	41	260	551	
CHICO	44-32	5.08	731	1	3	23	78	279	503	
YUMA	42-34	5.17	749	12	4	18	61	232	505	
ORANGE COUNTY	37-39	5.29	696	6	2	11	59	281	647	
RENO	33-42	5.81	761	2	0	13	73	352	495	
ST. GEORGE	23-52	7.26	867	3	0	14	66	407	512	

TEAM FIELDING

Team Fielding	PCT	G	PO	A	E	TC	DP	TP	PB
CHICO	.964	76	1999	845	105	2949	69	0	11
YUMA	.964	76	1960	828	103	2891	73	0	23
LONG BEACH	.964	76	2024	814	106	2944	53	0	14
ORANGE COUNTY	.962	76	1953	713	104	2770	51	0	9
RENO	.957	75	1965	810	124	2899	49	0	25
ST. GEORGE	.947	75	1946	870	159	2975	87	0	28

2007 LEAGUE STATISTICS



2007 LEAGUE AWARDS

2007 Golden Baseball League Champions - Chico Outlaws
2007 Manager of The Year - Mike Marshall, Yuma
2007 League Most Valuable Player - Daniel Nava, Chico
2007 Pitcher of the Year - Todd Gelatka, Chico
2007 Rookie of the Year - Kane Simmons, Reno
2007 Rookie Pitcher of the Year - Dustin Gober, Long Beach
2007 Championship MVP - Scott Dragicevich, Chico

2007 FINAL LEAGUE STANDINGS

	W	L
Chico	44	32
Long Beach	48	28
Yuma	42	34
Orange County	37	39
Reno	33	43
St. George	23	53

2007 GLB ALL STAR TEAM

C-Buddy Morales, Orange County	Dh-Peanut Williams, Orange County
1b-Jaime Martinez, Long Beach	Util-Ryan Stevenson, St. George
2b-David Bacani, Orange County	Sp-Derrick Loop, Chico
3b-Henry Calderon, Yuma	Sp-Ryan Claypool, Long Beach
SS-Jesse Kovacs, Chico	Sp-Ben Fox, Orange County
Of-Kane Simmons, Reno	Sp-Roger Luque, Yuma
Of-Daniel Nava, Chico	Sp-Dusty Bergman, Reno
Of-Jonny Kaplan, Long Beach	Rp-Dane De La Rosa, Long Beach
Of-Yosvany Almario, Yuma	Rp-Todd Gelatka, Chico



2007 LEAGUE STATISTICS

CHICO HOME STATISTICS

PLAYER	AVG.	G	AB	R	H	2B	3B	HR	RBI	BB	SO	SB	CS	SLG.	OBP.	E	
Pierson, David,2B	.315	20	54	12	17	2	0	0	3	10	6	2	2	.352	.431	3	
Boggs, Steve,OF	.299	44	194	30	58	13	0	1	29	11	31	10	3	.381	.335	1	
Nava, Daniel,OF	.296	43	152	38	45	10	1	5	25	26	30	7	1	.474	.404	4	
Matteucci, Jason,OF	.293	38	116	17	34	4	1	2	16	15	13	7	0	.397	.376	5	
Kovacs, Jesse,SS	.291	40	151	32	44	9	0	6	33	23	33	3	2	.470	.388	11	
Dragicevich, Scott,3B	.289	45	173	27	50	10	2	2	27	17	31	4	0	.405	.362	15	
Gossage, Todd,DH	.277	36	112	25	31	6	0	5	26	21	19	1	0	.464	.417	0	
Ungricht, Brock,C	.276	24	76	8	21	8	0	1	19	11	6	0	1	.421	.374	4	
Kuzmic, Craig,C	.273	12	44	13	12	3	0	3	7	12	13	0	1	.545	.429	1	
Ferris, Jacob,OF	.268	15	41	7	11	1	0	1	5	3	10	0	0	.366	.362	0	
Van Meetren, Jason,1B	.262	42	145	30	38	4	1	1	19	21	22	2	4	.324	.379	5	
Pringle, Eric,2B	.258	42	132	27	34	5	1	1	18	24	40	6	4	.333	.375	4	
Bambino, Richard,C	.219	11	32	4	7	0	0	0	1	0	11	0	1	.219	.297	2	
Dean, Tyler,OF	.188	6	16	3	3	0	0	0	5	0	4	1	0	.188	.176	0	
Alcott, Jason,C	.053	6	19	1	1	0	0	0	0	1	10	0	0	.053	.100	0	
Gibson, Dave,DH	.000	1	1	0	0	0	0	0	0	0	1	0	0	.000	.000	0	
Compo, James,OF	.000	1	4	0	0	0	0	0	0	0	0	0	0	.000	.000	0	
Total-All Batters	.276		1488	278	410	76	6	28	234	196	286	48	19	.391	.371	63	
PITCHER	W-L	ERA	G	GS	CG	SHO	SV	IP	H	R	ER	HR	HB	BB	SO	WP	AVG.
Howard, Daniel	1-0	0.00	4	1	0	0	0	12	8	0	0	0	0	3	5	1	.178
Wilson, Paul	0-0	1.13	7	0	0	0	0	8	5	3	1	1	1	9	3	4	.185
Jones, Steven	0-0	1.29	1	1	0	0	0	7	5	1	1	0	0	3	4	1	.227
Bicknell, Greg	1-0	1.80	1	1	0	0	0	5	7	1	1	1	0	0	9	1	.333
Gelatk, Todd	1-1	2.37	19	0	0	0	13	19	18	6	5	0	1	8	19	3	.254
Campbell, Matt	3-0	2.61	3	3	0	0	0	20.2	21	6	6	3	0	5	10	0	.273
Oster, Jesse	4-1	3.38	17	0	0	0	0	21.1	16	8	8	1	0	11	24	0	.208
Singleton, Nick	1-2	3.84	9	9	0	0	0	58.2	61	31	25	8	7	13	67	3	.272
Jefferson, John	5-1	4.06	18	3	0	0	0	44.1	34	20	20	1	4	17	34	5	.221
Loop, Derrick	4-4	4.34	11	10	0	0	0	58	67	39	28	4	3	34	39	7	.286
Segovia, John	1-0	4.91	13	0	0	0	0	25.2	24	15	14	3	3	9	22	3	.238
McLintock, Jake	2-0	5.28	9	0	0	0	1	15.1	18	9	9	1	1	11	9	3	.305
Springman, Phil	0-1	6.35	6	4	0	0	0	28.1	32	23	20	4	2	11	16	4	.288
Pearson, Tyler	5-4	6.80	11	7	1	1	0	49	68	44	37	7	4	8	32	2	.329
McKinley, Jacob	2-1	7.27	9	6	0	0	0	34.2	39	28	28	7	8	23	25	4	.283
Total-All Pitchers	30-15	4.49		45	1	1	14	407	423	234	203	41	34	165	318	41	.270

CHICO AWAY STATISTICS

PLAYER	AVG.	G	AB	R	H	2B	3B	HR	RBI	BB	SO	SB	CS	SLG.	OBP.	E	
Nava, Daniel,OF	.481	29	104	32	50	13	2	7	34	22	12	11	1	.846	.573	1	
Dean, Tyler,OF	.400	2	5	2	2	0	0	0	0	3	2	1	0	.400	.625	0	
Ungricht, Brock,C	.324	20	71	7	23	5	0	0	13	7	8	1	0	.394	.380	2	
Pringle, Eric,2B	.315	29	89	22	28	2	2	1	18	20	16	15	1	.416	.451	2	
Dragicevich, Scott,3B	.294	29	109	24	32	6	0	2	13	23	22	3	2	.404	.430	4	
Matteucci, Jason,OF	.291	26	103	21	30	7	2	1	12	5	8	4	0	.427	.324	3	
Boggs, Steve,OF	.291	30	141	23	41	4	0	2	16	7	23	7	3	.362	.327	1	
Gossage, Todd,DH	.276	24	87	18	24	6	1	0	16	9	10	3	1	.368	.364	0	
Kovacs, Jesse,SS	.274	27	113	19	31	9	3	0	13	12	24	1	2	.407	.349	8	
Kuzmic, Craig,C	.250	6	24	7	6	1	0	0	3	3	9	1	0	.292	.357	1	
Van Meetren, Jason,1B	.219	27	105	18	23	4	0	3	23	18	22	5	1	.343	.341	2	
Ferris, Jacob,OF	.219	9	32	7	7	0	0	3	9	6	8	1	0	.500	.333	0	
Pierson, David,2B	.189	17	53	3	10	2	0	0	5	8	3	3	1	.226	.302	3	
Bambino, Richard,C	.185	8	27	2	5	1	0	1	7	1	8	1	2	.333	.207	2	
Alcott, Jason,C	.167	4	12	1	2	0	0	0	0	1	1	0	0	.167	.231	4	
Compo, James,OF	.000	1	2	0	0	0	0	0	0	1	1	0	0	.000	.333	0	
Total-All Batters	.288		1100	208	317	61	10	20	184	148	182	57	14	.416	.379	42	
PITCHER	W-L	ERA	G	GS	CG	SHO	SV	IP	H	R	ER	HR	HB	BB	SO	WP	AVG.
Loop, Derrick	4-1	2.91	6	5	0	0	0	34	27	16	11	1	3	13	19	2	.229
Campbell, Matt	1-0	3.00	2	1	0	0	0	6	3	2	2	0	0	5	0	0	.143
Jefferson, John	1-1	4.05	6	2	0	0	0	20	23	12	9	3	1	6	10	0	.280
Oster, Jesse	0-1	4.38	10	0	0	0	2	12.1	13	9	6	2	1	9	6	2	.283
Gelatk, Todd	1-1	4.50	11	0	0	0	5	10	12	5	5	1	0	3	10	0	.293
Bicknell, Greg	1-1	5.54	2	2	0	0	0	13	13	11	8	1	4	4	14	1	.277
McKinley, Jacob	1-2	5.74	9	6	0	0	1	42.1	47	29	27	7	3	18	31	4	.280
McLintock, Jake	0-2	5.94	8	2	0	0	1	16.2	25	15	11	3	1	9	10	0	.352
Singleton, Nick	1-2	6.31	6	4	0	0	0	25.2	30	20	18	5	5	8	27	1	.288
Segovia, John	1-0	6.46	9	0	0	0	0	15.1	22	13	11	2	0	7	12	2	.328
Springman, Phil	3-1	7.31	9	3	0	0	0	28.1	36	26	23	4	5	12	20	3	.310
Pearson, Tyler	0-2	7.31	4	2	0	0	0	16	23	13	13	3	1	5	10	3	.354
Jones, Steven	0-1	9.00	2	2	0	0	0	9	13	9	9	2	3	6	11	0	.351
Howard, Daniel	0-2	13.94	3	2	0	0	0	10.1	19	16	16	3	0	5	5	3	.396
Wilson, Pau	0-0	108.00	1	0	0	0	0	0.1	2	4	4	0	0	4	0	2	.667
Total-All Pitchers	14-17	6.00		31	0	0	9	259.1	308	200	173	37	27	114	185	23	.298

2007 LEAGUE STATISTICS



LONG BEACH HOME STATISTICS

Player	AVG	G	AB	R	H	2B	3B	HR	RBI	BB	SO	SB	CS	SLG	OBP	E	
Larue, Jeff,3B	.328	15	61	15	20	3	0	3	10	2	15	4	1	.525	.348	3	
Kaplan, John,OF	.325	27	117	26	38	11	3	1	17	14	22	23	4	.496	.398	1	
Trumble, Dan,OF	.301	28	83	15	25	4	2	4	24	18	31	3	1	.542	.431	1	
*Gross, Kirk,3B	.277	31	101	15	28	3	1	0	8	18	16	2	1	.327	.393	7	
*Wakeland, Chris,DH	.269	27	104	14	28	7	0	3	18	9	29	1	0	.423	.325	2	
Araiza, Jorge,SS	.267	31	105	16	28	8	0	0	12	3	25	3	1	.343	.293	11	
Cicatelli, Cole,C	.262	25	80	7	21	6	0	0	12	7	16	0	1	.338	.322	1	
Martinez, Jaime,1B	.257	31	113	24	29	5	2	4	20	21	20	2	0	.442	.388	3	
*Klemm, Chris,OF	.213	31	108	25	23	2	3	0	9	21	23	11	0	.287	.348	3	
Ramirez, David,C	.200	17	50	4	10	2	1	0	6	2	9	0	0	.280	.286	3	
*Mooneyham, Jason,1B	.185	20	54	7	10	1	1	0	2	13	15	0	0	.241	.421	0	
3 Mayorga, Gabriel,SS	.151	15	53	9	8	1	0	1	3	6	11	0	0	.226	.250	2	
Myers, Corey,C	.143	3	7	0	1	0	0	0	1	0	2	0	0	.143	.125	0	
Ikenaga, Daisuke,SS	.067	12	15	1	1	0	0	0	0	4	5	0	0	.067	.300	1	
Total-All Batters	.258		1055	178	272	53	13	16	142	138	240	49	9	.378	.355	40	
PITCHER	W-L	ERA	G	GS	CG	SHO	SV	IP	H	R	ER	HR	HB	BB	SO	WP	AVG.
Nikolic, Adam	0-0	0.00	3	0	0	0	0	5	4	0	0	0	0	5	0	0	.211
Currier, Rik	3-1	1.59	5	5	0	0	0	34	20	8	6	0	2	8	40	0	.169
Claypool, Ryan	2-1	1.93	5	4	0	0	0	23.1	22	11	5	0	0	16	18	0	.253
Fischer, Rich	0-0	1.93	3	0	0	0	1	4.2	2	2	1	0	0	6	0	0	.118
Zick, Jeremy	3-0	1.99	6	4	0	0	0	31.2	18	11	7	2	1	12	31	1	.161
Layfield, Andrew	2-0	2.16	8	3	0	0	0	25	23	9	6	1	3	10	14	3	.245
Vianna, Marcel	0-0	3.12	7	0	0	0	0	8.2	5	4	3	0	0	6	10	1	.167
Buller, Sean	2-1	3.46	12	0	0	0	2	13	12	5	5	0	1	4	8	1	.261
Gober, Dustin	3-0	3.80	4	3	0	0	0	23.2	23	13	10	2	7	6	16	1	.258
Thompson, Brandon	0-0	4.50	3	0	0	0	0	4	2	2	2	0	0	5	5	0	.154
Ramsey, Justin	2-3	4.61	5	5	0	0	0	27.1	29	17	14	0	7	16	19	2	.290
Smith, Bud	1-1	4.63	2	2	0	0	0	11.2	16	7	6	0	1	2	5	0	.348
Heaverlo, Jeff	2-1	4.91	6	6	0	0	0	44	47	27	24	3	2	11	42	6	.273
De La Rosa, Dane	1-2	5.06	18	0	0	0	8	21.1	24	14	12	1	1	9	28	0	.279
George, Taylor	0-1	6.94	12	0	0	0	1	11.2	12	10	9	2	3	4	7	0	.250
Total-All Pitchers	21-11	3.39		32	0	0	12	292	261	141	110	11	28	109	254	15	.240

LONG BEACH AWAY STATISTICS

PLAYER	AVG.	G	AB	R	H	2B	3B	HR	RBI	BB	SO	SB	CS	SLG	OBP	E	
Larue, Jeff,3B	.360	13	50	15	18	4	0	3	14	4	11	1	0	.620	.439	3	
Martinez, Jaime,1B	.327	42	162	33	53	13	0	10	43	28	29	3	2	.593	.430	2	
Kaplan, John,OF	.317	43	189	49	60	15	2	6	28	20	32	28	3	.513	.400	2	
*Wakeland, Chris,DH	.315	32	124	25	39	13	0	7	34	19	32	1	0	.589	.413	0	
Ramirez, David,C	.308	29	104	15	32	4	0	3	14	4	18	1	0	.433	.360	6	
Araiza, Jorge,SS	.305	40	151	24	46	10	0	7	20	8	31	2	3	.510	.348	13	
*Klemm, Chris,OF	.303	42	185	43	56	12	0	5	23	23	33	8	0	.449	.400	0	
Cicatelli, Cole,C	.297	30	101	15	30	6	0	3	17	13	13	2	4	.446	.387	4	
3 Mayorga, Gabriel,SS	.292	24	89	15	26	6	0	1	15	12	21	1	0	.393	.365	5	
*Gross, Kirk,3B	.243	44	140	30	34	4	2	1	19	31	29	3	1	.321	.391	11	
Trumble, Dan,OF	.242	40	153	35	37	7	0	9	42	24	54	7	2	.464	.363	1	
*Mooneyham, Jason,1B	.220	29	59	15	13	2	2	1	13	17	19	0	0	.373	.489	2	
Ikenaga, Daisuke,SS	.204	23	54	7	11	0	1	0	6	6	16	0	0	.241	.286	6	
Myers, Corey,C	.111	2	9	1	1	1	0	0	0	0	3	0	0	.222	.111	0	
Total-All Batters	.290		1595	325	462	99	7	57	289	211	354	57	15	.468	.389	66	
PITCHER	W-L	ERA	G	GS	CG	SHO	SV	IP	H	R	ER	HR	HB	BB	SO	WP	AVG.
Zick, Jeremy	1-0	0.69	4	1	0	0	0	13	4	2	1	0	1	3	11	1	.093
Currier, Rik	1-0	1.50	1	1	0	0	0	6	3	1	1	0	1	3	4	0	.143
Nikolic, Adam	1-0	1.59	4	0	0	0	0	5.2	7	2	1	0	0	2	5	0	.318
De La Rosa, Dane	1-2	2.52	21	0	0	0	8	25	18	8	7	0	1	7	25	1	.198
Buller, Sean	0-1	3.00	14	0	0	0	1	15	12	5	5	0	1	5	11	0	.214
George, Taylor	2-2	3.57	16	0	0	0	0	22.2	20	12	9	1	1	12	19	1	.247
Fischer, Rich	4-1	4.12	9	5	0	0	0	39.1	39	18	18	3	4	5	43	1	.262
Gober, Dustin	2-1	4.50	11	6	0	0	0	42	40	27	21	4	10	21	41	1	.250
Smith, Bud	1-0	5.40	3	2	0	0	0	13.1	17	8	8	0	0	3	7	0	.327
Claypool, Ryan	5-2	5.43	11	11	0	0	0	61.1	70	52	37	5	14	24	34	4	.282
Heaverlo, Jeff	5-4	5.60	10	10	0	0	0	62.2	58	43	39	5	6	31	64	6	.237
Ramsey, Justin	1-1	6.19	4	3	0	0	0	16	19	14	11	1	3	8	4	1	.297
Thompson, Brandon	0-0	6.48	6	0	0	0	0	8.1	14	6	6	1	0	3	4	2	.368
Layfield, Andrew	1-1	7.88	8	3	0	0	0	24	27	21	21	3	4	13	8	6	.293
Vianna, Marcel	2-2	8.27	10	1	0	0	0	16.1	25	23	15	3	3	9	8	5	.325
Total-All Pitchers	27-17	4.99		44	0	0	9	382.2	394	256	212	30	49	151	297	29	.200



2007 LEAGUE STATISTICS

ORANGE COUNTY HOME STATISTICS

PLAYER	AVG	G	AB	R	H	2B	3B	HR	RBI	BB	SO	SB	CS	SLG	OBP	E
Davis, Aaron,OF	.407	17	54	11	22	4	0	0	15	9	5	1	3	.481	.515	3
Williams, Peanut,1B	.400	33	125	29	50	10	0	9	33	19	22	1	0	.696	.486	3
Pohle, Richard,OF	.353	35	139	29	49	12	1	5	30	16	20	4	0	.561	.411	0
Coit, Johnny,OF	.345	10	29	3	10	3	1	1	9	3	5	0	0	.621	.406	1
Bacani, David,2B	.340	37	144	32	49	9	7	2	17	19	16	9	6	.542	.436	5
Wong, Andrew,3B	.333	1	3	1	1	0	0	0	0	0	0	0	0	.333	.333	1
Morales, Buddy,C	.327	30	104	20	34	4	2	0	18	8	13	2	1	.404	.405	2
Okano, Mark,OF	.317	29	111	24	35	7	1	2	25	6	25	6	0	.450	.367	2
Thomas, Brett,3B	.313	16	64	9	20	1	1	10	5	18	1	1	0	.406	.362	5
Templeton, Garry,OF	.291	35	127	24	37	2	2	1	19	12	43	7	1	.362	.359	3
Douglas, Charlie,1B	.286	3	7	1	2	1	0	0	0	4	3	0	0	.429	.545	0
LeVier, Bret,SS	.261	38	142	26	37	4	1	4	21	17	21	3	0	.387	.350	3
Entrek, Alex,C	.250	1	4	0	1	0	0	0	2	0	0	0	0	.250	.250	0
Mayorga, Gabriel,3B	.250	9	28	4	7	1	0	1	6	3	4	0	2	.393	.333	4
Goodman, Scott,1B	.240	38	129	23	31	4	0	2	23	24	35	0	0	.318	.379	4
Farina, Peter,C	.200	5	15	2	3	1	0	0	1	1	3	0	0	.267	.333	0
Marshall, Jon,C	.188	5	16	3	3	2	0	0	1	4	4	0	0	.313	.350	1
Zamora, Hector,3B	.179	7	28	3	5	1	0	0	2	1	6	0	0	.214	.207	2
Total-All Batters	.312		1269	245	396	66	16	28	228	152	244	34	13	.455	.397	49

PITCHER	W-L	ERA	G	GS	CG	SHO	SV	IP	H	R	ER	HR	HB	BB	SO	WP	AVG
Caughey, Trevor	0-0	0.00	6	0	0	0	0	8.2	4	0	0	0	0	3	15	0	.138
Terrebonne, Jared	0-0	1.69	5	0	0	0	0	5.1	4	3	1	1	0	2	5	3	.215
Coggin, Dave	0-0	1.80	5	0	0	0	0	4	5	2	2	1	0	0	3	1	.155
Fox, Ben	4-0	1.88	7	6	2	0	0	48.5	16	10	2	9	53	2	202	2	.202
McRobbie, Alex	3-0	2.05	3	3	2	0	0	22	15	7	5	1	2	6	20	0	.192
Natale, Mike	3-3	2.57	9	8	0	0	0	63	53	21	18	5	7	14	78	4	.226
Ruvalcaba, Ezequiel	0-1	3.00	5	0	0	0	0	6	5	4	2	1	0	7	7	2	.227
Casanova, Nicholas	1-0	3.00	9	0	0	0	0	15	9	5	5	2	2	3	11	1	.167
Dickert, Reed	4-0	3.28	8	8	0	0	0	49.1	33	18	18	2	24	66	3	.188	
Fulcher, Brian	0-1	3.86	2	0	0	0	0	2	1	1	0	0	0	4	11	0	.250
Howerton, Jason	1-1	4.70	8	1	0	0	0	15.1	18	12	8	0	1	3	11	1	.290
Arizmendi, Daniel	1-2	5.06	4	2	0	0	0	10.2	12	8	6	0	1	6	11	2	.286
Douglas, James	1-0	5.82	3	3	1	0	0	17	22	14	11	4	1	9	9	1	.301
Soto, Andrew	2-2	6.00	7	0	0	0	0	12	12	8	8	1	0	1	14	2	.255
Salini, Robert	1-1	7.36	3	2	0	0	0	14.2	17	12	2	2	8	10	1	.298	
Thompson, Brandon	0-0	7.40	1	0	0	0	0	2.1	5	2	2	0	1	1	4	1	.455
Holguin, Nathan	2-0	8.15	6	2	0	0	0	17.2	23	16	16	4	0	8	14	2	.315
Wooley, Mike	1-1	8.80	3	2	0	0	0	15.1	20	16	15	1	0	3	12	2	.303
Gallegos, Gary	1-0	9.82	2	0	0	0	0	3.2	3	4	4	0	2	5	4	1	.214
Grijalva, Jon	0-1	32.40	1	1	0	0	0	1.2	6	6	6	1	1	2	3	1	.545
All Others	0-0	0.00	0	0	0	0	0	0	0	0	0	0	0	0	0	0	.000
Total-All Pitchers	25-13	4.00		38	5	0	7	335	300	175	149	24	29	120	351	29	.237

ORANGE COUNTY AWAY STATISTICS

PLAYER	AVG	G	AB	R	H	2B	3B	HR	RBI	BB	SO	SB	CS	SLG	OBP	E
Zamora, Hector,3B	.379	8	29	3	11	1	1	0	3	5	8	0	1	.483	.457	3
Pohle, Richard,OF	.323	32	124	14	40	11	0	3	28	19	3	1	0	.484	.404	0
Bacani, David,2B	.301	37	153	34	46	10	0	2	16	24	19	13	3	.405	.394	5
Morales, Buddy,C	.296	31	125	23	37	8	0	2	15	3	8	1	0	.408	.323	3
Williams, Peanut,1B	.291	36	134	21	39	5	0	4	23	24	29	3	3	.418	.406	2
Goodman, Scott,1B	.279	34	122	20	34	9	0	1	30	21	36	0	1	.623	.395	1
Templeton, Garry,OF	.267	35	131	33	34	5	0	2	20	16	40	6	2	.371	.362	1
LeVier, Bret,SS	.262	37	149	16	39	9	2	0	24	14	27	1	2	.349	.322	4
Douglas, Charlie,1B	.250	6	16	2	4	0	0	1	2	3	9	0	0	.438	.400	0
Davis, Aaron,OF	.250	24	88	20	22	3	3	0	9	8	9	7	3	.352	.320	0
Thomas, Brett,3B	.242	9	33	2	8	1	0	0	2	3	7	0	0	.273	.306	6
Okano, Mark,OF	.215	35	121	20	26	6	1	3	12	13	33	3	0	.355	.304	8
Mayorga, Gabriel,3B	.200	4	15	0	3	1	0	0	0	0	3	0	0	.267	.250	1
Marshall, Jon,C	.188	16	58	12	3	0	0	0	2	16	2	0	0	.188	.250	2
Coit, Johnny,OF	.156	9	32	6	5	1	0	0	1	4	5	0	0	.188	.250	3
Farina, Peter,C	.134	3	13	1	2	1	0	0	1	4	1	0	0	.231	.154	0
Entrek, Alex,C	.143	4	7	2	1	0	0	0	1	2	2	0	0	.143	.333	0
Wong, Andrew,3B	.125	4	8	0	1	0	0	1	0	1	0	0	0	.375	.125	0
Total-All Batters	.270		1320	221	357	69	9	28	190	162	245	35	16	.400	.357	55

PITCHER	W-L	ERA	G	GS	CG	SHO	SV	IP	H	R	ER	HR	HB	BB	SO	WP	AVG
Soto, Andrew	1-1	3.00	5	0	0	0	0	12	15	8	4	0	1	9	11	3	.313
McRobbie, Alex	0-0	3.50	3	3	0	0	0	18	20	8	7	2	5	3	23	0	.274
Ruvalcaba, Ezequiel	0-1	3.71	13	0	0	0	0	17	14	14	7	2	0	12	16	2	.215
Casanova, Nicholas	1-0	3.86	14	0	0	0	0	21	18	14	8	0	8	13	1	.209	
Arizmendi, Daniel	2-2	4.00	7	3	0	0	0	18	21	11	8	0	2	15	21	2	.296
Holguin, Nathan	1-3	5.48	4	4	1	0	0	13	20	12	8	1	1	7	7	0	.241
Fox, Ben	0-0	6.00	1	0	0	0	0	3	4	2	2	1	0	0	0	0	.308
Dickert, Reed	2-3	6.44	9	7	0	0	0	36.1	42	29	26	5	4	22	46	6	.288
Holguin, Nathan	0-2	6.66	6	3	0	0	0	24.1	32	22	18	1	1	8	19	1	.327
Natale, Mike	1-2	6.68	6	5	0	0	0	31	40	27	23	4	5	8	38	3	.301
Douglas, James	1-2	7.15	6	4	0	0	0	22.2	32	20	18	2	0	12	20	5	.333
Terrebonne, Jared	0-0	7.88	6	0	0	0	0	8	7	7	7	0	1	12	6	4	.233
Caughey, Trevor	0-0	8.22	6	0	0	0	0	7.2	12	8	7	1	1	1	9	0	.324
Thompson, Brandon	0-0	9.00	6	0	0	0	0	8	8	10	8	0	3	10	5	3	.258
Evangelista, Antonio	0-0	9.00	2	0	0	0	0	4	5	4	4	0	2	0	4	1	.333
Salini, Robert	2-2	9.45	8	5	0	0	0	26.2	42	32	28	3	15	19	3	.356	
Coggins, Dave	0-2	10.80	7	0	0	0	0	2	6	14	9	8	1	0	3	0	.438
Wooley, Mike	0-2	12.10	3	2	0	0	0	9.2	17	14	13	4	0	4	8	1	.378
Gallegos, Gary	0-2	19.64	3	0	0	0	0	3.2	8	11	8	0	1	4	5	2	.400
Grijalva, Jon	0-1	24.00	1	1	0	0	0	3	9	9	8	0	1	4	2	0	.563
All Others	0-0	0.00	0	0	0	0	0	0	0	0	0	0	0	1	0	0	.000
Total-All Pitchers	12-26	6.65		38	1	1	4	315.1	396	281	233	35	34	161	296	36	.304

RENO HOME STATISTICS

PLAYER	AVG	G	AB	R	H	2B	3B	HR	RBI	BB	SO	SB	CS	SLG	OBP	E
Amar, Adam,1B	.381	15	63	17	24	9	0	5	13	5	5	0	0	.762	.435	3
Madrid, Carlos,3B	.329	19	70	16	23	4	0	4	19	19	13	3	0	.557	.407	2
Semreiso, Juan,DH	.328	35	124	29	42	4	0	4	35	47	23	11	2	.409	.398	2
Simmons, Kane,OF	.315	33	130	30	41	6	1	11	39	9	39	0	0	.631	.381	5
Hall, Victor,OF	.312	40	157	44	49	5	3	3	15	25	28	23	4	.439	.432	4
Done, Mike,2B	.305	33	118	26	36	14	1	4	22	15	27	6	0	.542	.407	9

2007 LEAGUE STATISTICS



RENO HOME STATISTICS

PLAYER	AVG	G	AB	R	H	2B	3B	HR	RBI	BB	SO	SB	CS	SLG	OBP	E	
Walker, Sam,SS	.290	28	107	11	31	8	0	1	18	7	12	2	2	.393	.333	2	
Brown, Ryan,1B	.281	9	32	9	9	1	0	3	12	5	8	1	0	.594	.378	4	
Devoir, Jordan,SS	.267	4	15	2	4	1	0	0	0	5	0	0	0	.333	.267	1	
Sindlinger, Chuck,3B	.261	23	88	12	23	3	0	0	8	12	17	4	1	.295	.347	7	
Kowalski, Ryan,OF	.257	28	113	18	29	9	0	1	17	10	19	7	0	.363	.333	1	
Chikazawa, Masashi,C	.255	15	47	8	12	2	0	2	10	8	20	2	0	.426	.345	0	
Rodriguez, Jose,C	.250	25	104	17	26	6	1	5	21	4	22	1	0	.471	.297	4	
Melton, Joe,C	.250	5	12	1	3	2	0	0	2	4	0	0	0	.417	.357	1	
Nowlin, Cody,1B	.229	9	35	7	8	3	1	0	1	0	8	0	0	.371	.229	5	
Sherrill, J.J.,OF	.222	3	9	1	2	1	0	1	4	3	3	0	0	.667	.462	0	
Cole, Maurice,2B	.221	22	77	16	17	3	1	6	16	9	11	2	0	.519	.302	2	
Hahn, Dustin,3B	.214	4	14	1	3	0	0	0	0	1	4	0	0	.214	.267	1	
McLeod, Josh,C	.208	9	24	7	5	0	0	0	3	5	9	0	0	.208	.387	1	
Johnson, J.J.,OF	.100	3	10	0	1	0	0	0	2	2	3	0	0	.100	.231	0	
Tully, Travis,OF	.063	5	16	2	1	1	0	0	1	3	5	0	0	.125	.200	0	
Nash, David,C	.000	4	9	1	0	0	0	0	0	1	2	0	0	.000	.091	1	
Total-All Batters	.283		1394	275	394	90	8	50	244	154	287	62	9	.466	.363	61	
PITCHER	W-L	ERA	G	GS	CG	SHO	SV	IP	H	R	ER	HR	HB	BB	SO	WP	AVG.
Everitt, Keaton	1-0	1.29	1	1	0	0	0	7	6	1	1	0	0	2	5	0	.231
*Bergman, Dusty	3-2	3.02	7	7	1	0	0	50.2	49	24	17	0	7	24	37	4	.263
Thomas, Eric	0-1	3.55	10	0	0	0	3	12.2	8	5	5	1	0	9	14	2	.195
Plouffe, Marshall	0-0	4.91	3	0	0	0	1	3.2	5	2	2	1	0	0	7	0	.313
Parris, Matt	4-3	5.10	11	6	0	0	0	42.1	37	29	24	5	2	30	39	3	.231
Johnson, James	0-3	5.44	8	8	1	0	0	51.1	68	39	31	6	4	15	40	1	.311
Moran, Nick	2-1	5.60	9	9	0	0	0	53	52	36	33	11	3	19	39	1	.245
*Martinez, Jason	0-1	6.56	11	3	0	0	0	23.1	24	22	17	1	1	18	10	0	.264
Soriano, Julio	0-0	6.75	1	0	0	0	0	1.1	2	1	1	0	0	1	0	0	.400
Saenz, Chris	0-2	6.94	2	2	0	0	0	11.2	15	11	9	2	0	5	14	1	.319
*Evans, Josh	4-0	7.00	18	0	0	0	0	27	36	23	21	4	0	18	19	1	.330
Balteff, Shawn	2-3	7.08	12	1	0	0	0	20.1	21	19	16	3	5	17	19	3	.280
1*Nikolic, Adam	1-1	7.50	10	0	0	0	2	12	19	10	10	0	1	6	8	0	.365
Harendza, Adam	1-1	8.02	5	3	0	0	0	21.1	27	20	19	7	0	15	14	0	.329
2 Peck, Mike	0-0	8.10	4	0	0	0	1	3.1	2	6	3	0	0	5	1	1	.167
Walentin, Joe	1-1	8.53	4	0	0	0	0	6.1	11	6	6	1	0	4	6	2	.367
*Testa, Chris	0-1	10.13	6	0	0	0	0	5.1	8	7	6	1	1	3	4	2	.333
Johnston, Kelly	0-1	18.00	1	0	0	0	0	3	7	6	6	0	0	3	1	1	.438
Brook, Eric	0-0	24.75	3	0	0	0	0	4	12	11	11	2	0	4	3	0	.522
Total-All Pitchers	19-21	5.96		40	2	0	7	359.2	409	278	238	45	24	198	280	22	.287

RENO AWAY STATISTICS

PLAYERS		AVG	G	AB	R	H	2B	3B	HR	RBI	BB	SO	SB	CS	SLG	OBP	E
Brown, Ryan,1B		.391	6	23	8	9	1	0	1	3	3	7	0	0	.565	.481	0
Cole, Maurice,2B		.381	11	42	7	16	2	0	0	4	2	7	2	0	.429	.409	4
Simmons, Kane,OF		.341	22	85	17	29	3	0	7	25	10	31	1	0	.624	.429	1
Melton, Joe,C		.333	3	6	0	2	0	0	0	0	0	3	0	0	.333	.500	0
Senreiso, Juan,DH		.329	21	85	20	28	7	1	3	22	12	26	9	0	.541	.410	0
Kowalski, Ryan,OF		.322	20	87	16	28	3	0	0	8	8	20	12	2	.356	.375	0
Amar, Adam,1B		.303	9	33	5	10	2	0	0	6	5	7	1	0	.364	.405	0
Madrid, Carlos,3B		.301	17	73	7	22	5	0	1	10	3	17	2	1	.411	.333	4
Hall, Victor,OF		.299	34	144	31	43	5	4	6	22	19	29	23	6	.514	.400	1
Rodriguez, Jose,C		.297	27	111	21	33	11	0	3	21	7	23	2	2	.477	.376	5
Tully, Travis,OF		.283	13	53	8	15	2	0	0	4	5	10	5	1	.321	.345	1
McLeod, Josh,C		.280	7	25	5	7	2	0	0	3	4	11	0	0	.360	.379	1
Chikazawa, Masashi,C		.263	19	76	12	20	3	1	2	8	6	29	1	0	.408	.321	4
Sindlinger, Chuck,3B		.262	25	84	13	22	5	1	0	12	10	20	1	0	.345	.379	7
Done, Mike,2B		.262	35	130	22	34	8	0	4	20	16	33	5	0	.415	.368	12
Nowlin, Cody,1B		.261	12	46	10	12	2	0	1	6	5	11	1	0	.370	.333	2
Devoir, Jordan,SS		.233	12	43	5	10	0	0	1	8	4	15	0	0	.302	.292	10
Snyder, Gary,OF		.222	2	9	0	2	0	0	0	1	0	4	0	0	.222	.222	1
Walker, Sam,SS		.206	16	63	7	13	2	1	0	7	3	12	1	2	.270	.286	2
Johnson, J.J.,OF		.167	4	12	2	2	0	0	1	3	1	5	0	0	.417	.231	0
Hahn, Dustin,3B		.105	6	19	2	2	0	0	0	2	4	7	1	0	.105	.250	1
Sherrill, J.J.,OF		.000	2	6	1	0	0	0	0	0	0	2	2	0	.000	.143	0
Total-All Batters		.285		1258	219	359	63	8	30	195	128	331	69	14	.420	.367	63
PITCHER	W-L	ERA	G	GS	CG	SHO	SV	IP	H	R	ER	HR	HB	BB	SO	WP	AVG.
Walentin, Joe	0-0	0.00	2	0	0	0	0	3	2	1	0	0	0	3	3	2	.167
Soriano, Julio	0-0	0.00	2	0	0	0	0	2	2	0	0	0	0	3	4	0	.250
Balteff, Shawn	0-1	3.14	9	0	0	0	1	14.1	9	6	5	1	2	6	18	4	.184
1*Nikolic, Adam	2-0	3.21	10	0	0	0	0	14	9	6	5	0	1	8	11	0	.188
*Testa, Chris	1-1	3.52	5	0	0	0	1	7.2	5	3	3	0	0	7	8	4	.185
*Evans, Josh	0-0	3.63	10	1	0	0	0	17.1	24	19	7	0	2	7	14	7	.308
*Bergman, Dusty	3-2	3.78	8	8	0	0	0	50	52	31	21	3	5	21	27	9	.274
Moran, Nick	3-2	3.93	5	5	0	0	0	34.1	35	17	15	4	1	14	24	1	.255
Harendza, Adam	0-2	4.09	3	2	0	0	0	11	12	6	5	1	1	7	12	0	.273
Johnson, James	1-2	4.91	7	7	0	0	0	44	53	25	24	5	2	10	35	2	.299
Thomas, Eric	1-0	5.14	6	0	0	0	4	7	7	4	4	1	1	3	5	4	.259
Parris, Matt	1-5	6.75	7	5	0	0	0	30.2	46	25	23	6	1	15	14	2	.348
Saenz, Chris	0-2	9.00	3	3	0	0	0	15	26	18	15	1	2	11	8	1	.388
Brock, Eric	0-0	9.00	1	0	0	0	0	2	3	2	2	0	1	2	2	1	.333
Scott, Matt	0-0	9.00	2	2	0	0	0	7	8	8	7	2	0	6	6	0	.286
*Martinez, Jason	2-3	9.38	13	1	0	0	0	24	30	28	25	0	6	17	17	3	.313
Plouffe, Marshall	0-1	16.43	6	0	0	0	0	7.2	18	19	14	4	1	7	5	1	.439
2 Peck, Mike	0-0	19.29	4	0	0	0	0	2.1	6	7	5	0	1	5	2	1	.500
Everitt, Keaton	0-0	22.50	1	1	0	0	0	2	5	5	5	0	0	2	0	1	.455
Total-All Pitchers	14-21	15.64	104	35	0	0	6	295.1	352	230	185	28	27	154	215	43	.295



2007 LEAGUE STATISTICS

ST. GEORGE HOME STATISTICS

PLAYER	AVG	G	AB	R	H	2B	3B	HR	RBI	BB	SO	SB	CS	SLG	OBP	E	
Nowlin, Cody,1B	.377	21	77	16	29	3	2	3	14	3	7	1	0	.584	.407	1	
Wagner, Geoff,OF	.362	34	127	33	46	10	0	5	23	15	25	2	1	.559	.441	4	
Lemon, Greg,2B	.344	10	32	6	11	2	0	0	4	5	3	2	0	.406	.432	2	
Melo, Juan,3B	.333	10	39	10	13	5	0	3	6	6	4	2	1	.692	.422	6	
Harris, Gary,OF	.325	39	154	27	50	12	1	4	24	11	19	8	2	.494	.373	6	
Steverson, Ryan,OF	.319	37	144	33	46	12	6	3	22	19	28	6	3	.549	.398	1	
Guerrero, Santiago,OF	.310	25	87	17	27	8	0	3	10	6	27	3	0	.506	.384	7	
Flowers, Brett,DH	.306	30	111	19	34	3	0	2	25	7	19	2	0	.387	.353	1	
Wright, Steven,OF	.299	28	87	11	26	3	0	1	16	6	27	8	2	.368	.371	1	
Edwards, Madison,3B	.286	3	7	1	2	0	0	0	0	1	0	0	0	.286	.286	1	
Coit, Johnny,C	.278	18	54	10	15	3	0	1	7	12	9	4	3	.389	.435	3	
Villezas, Marcos,SS	.268	33	127	21	34	4	0	1	16	16	15	3	0	.323	.354	18	
Burrows, Greg,OF	.250	7	32	6	8	4	0	1	10	1	5	1	0	.469	.294	0	
Haran, Gerard,C	.222	4	9	0	2	0	0	0	1	0	3	0	0	.222	.222	3	
Hicks, Dustin,C	.200	19	60	7	12	3	0	2	12	5	18	1	0	.350	.273	7	
Sands, Geron,2B	.184	25	87	7	16	5	0	1	7	6	24	3	0	.276	.237	8	
Rust, Jason,OF	.167	3	12	2	2	0	0	0	0	0	5	0	0	.167	.167	0	
Daguio, Brandon,SS	.167	2	6	0	1	0	0	0	0	0	3	0	0	.167	.286	1	
Rivkin, Matt,3B	.120	9	25	2	3	0	0	0	4	6	14	0	0	.120	.281	6	
Shankle, Brooks,3B	.105	5	19	1	2	0	0	0	2	0	12	0	0	.105	.105	1	
Rogers, Tanner,2B	.100	3	10	4	1	0	0	0	1	2	4	0	0	.100	.286	1	
Alcott, Jason,C	.071	5	14	2	1	1	0	0	0	1	4	0	0	.143	.188	1	
Jones, Albert,SS	.059	5	17	1	1	0	0	1	2	0	11	0	0	.235	.059	5	
Vargo, Paul,C	.000	3	8	0	0	0	0	0	0	2	1	0	0	.000	.200	0	
Wong, Andrew,3B	.000	2	7	0	0	0	0	0	0	0	1	0	0	.000	.000	0	
Total-All Batters	.283		1352	236	382	78	9	31	206	129	289	46	12	.422	.355	94	
PITCHER	W-L	ERA	G	GS	CG	SHO	SV	IP	H	R	ER	HR	HB	BB	SO	WP	AVG
Segovia, John	1-0	1.69	3	0	0	0	1	5.1	6	1	1	0	0	5	3	0	.333
Hall, Danny	2-2	3.38	5	3	0	0	0	24	22	11	9	0	0	15	11	0	.244
Dotel, Melido	0-0	3.38	1	0	0	0	0	2.2	2	1	1	0	0	4	0	1	.222
Norderum, Jason	1-0	4.15	3	0	0	0	0	4.1	2	2	2	0	2	3	6	1	.133
Baca, Anthony	0-0	4.91	4	0	0	0	0	7.1	9	6	4	1	0	4	9	0	.281
Baysinger, Trent	0-0	4.91	2	0	0	0	0	3.2	5	5	2	1	1	2	2	0	.313
Correa, Jose	1-0	5.23	2	2	0	0	0	10.1	15	13	6	1	1	4	5	0	.319
Pluta, Tony	0-0	5.25	11	0	0	0	4	12	10	8	7	0	0	11	9	0	.217
Woodyard, Mark	1-5	5.28	7	7	1	0	0	46	51	39	27	3	5	14	35	5	.271
Collis, Devin	0-0	6.07	7	0	0	0	0	13.1	17	11	9	1	4	9	13	1	.315
Joyce, Michael	0-0	6.75	2	0	0	0	0	5.1	5	5	4	1	0	3	8	1	.238
Wells, Pat	0-0	6.75	3	0	0	0	0	4	6	5	3	0	0	3	6	1	.333
Sprouse, Shannon	2-3	7.14	11	6	0	0	0	40.1	51	36	32	2	3	33	30	7	.311
Pena, Matthew	0-2	7.36	6	1	0	0	0	14.2	27	16	12	1	2	6	10	1	.403
Renery, Mike	0-1	7.71	9	2	0	0	0	16.1	26	19	14	0	0	10	13	2	.356
Graves, Donovan	1-2	7.94	7	3	0	0	1	22.2	38	24	20	4	0	5	7	2	.380
Muro, Joey	0-2	8.25	6	2	0	0	0	12	16	16	11	1	2	16	17	2	.348
Storey, Mike	0-4	8.53	12	4	0	0	0	31.2	54	39	30	5	10	13	19	5	.378
Kalb, Aaron	0-1	9.00	2	0	0	0	0	3	7	7	3	1	1	4	1	1	.500
Buker, Ben	0-0	10.29	3	2	0	0	0	14	24	18	16	2	3	7	9	4	.381
Mattison, Eric	0-2	11.17	2	2	0	0	0	9.2	17	12	12	0	2	6	8	1	.405
Silvas, Danny	0-0	11.37	1	1	0	0	0	6.1	6	8	8	1	2	3	5	0	.250
Winter, Haley	1-0	12.00	6	0	0	0	0	9	19	14	12	1	2	3	7	1	.404
Peck, Mike	0-1	13.50	1	1	0	0	0	3.1	4	6	5	2	2	3	3	0	.286
Martinson, Joe	0-2	13.97	7	0	0	0	0	9.2	23	16	15	0	1	10	6	1	.469
Douglas, James	0-1	16.71	3	1	0	0	0	7	14	14	13	3	4	5	8	0	.412
Wilson, Paul	0-0	18.00	2	0	0	0	0	2	4	4	4	0	0	2	3	1	.400
Krout, Will	0-0	22.50	1	0	0	0	0	2	6	5	5	1	0	1	0	0	.500
Reed, Cody	0-1	23.63	2	1	0	0	0	2.2	10	8	7	6	1	2	3	0	.588
Fraser, Loren	0-0	27.00	1	0	0	0	0	1	2	3	3	0	1	0	1	0	.500
Salini, Robert	0-0	40.50	1	1	0	0	0	1.1	5	6	6	0	0	3	0	1	.625
Total-All Pitchers	10-29	7.86		39	1	0	6	347	503	378	303	38	49	209	257	39	.339

2007 LEAGUE STATISTICS



ST. GEORGE AWAY STATISTICS

PLAYER	AVG.	G	AB	R	H	2B	3B	HR	RBI	BB	SO	SB	CS	SLG.	OBP.	E	
Shankle, Brooks,3B	.429	2	7	3	3	1	0	0	2	2	3	1	0	.571	.556	1	
Lemon, Greg,2B	.410	12	39	10	16	0	0	0	8	7	3	3	0	.410	.500	1	
Flowers, Brett,DH	.373	32	118	18	44	7	0	1	17	17	24	0	2	.458	.460	1	
Burrows, Greg,OF	.370	7	27	2	10	2	0	0	4	2	8	4	0	.444	.419	0	
Stevenson, Ryan,OF	.333	36	147	35	49	13	3	7	22	17	37	5	2	.605	.404	1	
Melo, Juan,3B	.327	13	55	12	18	6	0	4	12	2	7	0	0	.655	.356	2	
Nowlin, Cody,1B	.309	24	94	16	29	10	0	3	13	9	22	2	0	.511	.389	4	
Wright, Steven,OF	.295	29	88	15	26	8	0	1	12	7	33	5	2	.420	.370	2	
Rivkin, Matt,3B	.292	7	24	5	7	2	0	2	7	4	10	0	1	.625	.379	1	
Hicks, Dustin,C	.283	20	53	11	15	3	0	3	10	2	12	2	0	.509	.309	5	
Coit, Johnny,C	.250	13	40	4	10	3	0	0	5	2	7	0	0	.325	.302	1	
Haran, Gerard,C	.250	4	12	1	3	0	0	0	4	2	2	0	0	.250	.357	0	
Rogers, Tanner,2B	.235	5	17	2	4	0	1	0	1	1	2	1	0	.353	.278	0	
Wagner, Geoff,OF	.227	30	97	18	22	4	0	5	15	16	25	1	0	.423	.350	6	
Harris, Gary,OF	.213	35	150	16	32	5	3	2	20	2	23	3	0	.327	.232	10	
Alcott, Jason,C	.211	6	19	0	4	0	0	0	2	1	7	0	0	.211	.238	1	
Sands, Geron,2B	.204	16	49	7	10	2	0	2	6	2	14	1	0	.367	.250	4	
Guerrero, Santiago,OF	.202	24	84	11	17	3	0	2	7	5	25	3	1	.310	.264	2	
Villezas, Marcos,SS	.165	28	97	11	16	3	2	0	6	15	19	0	1	.237	.283	8	
Daguio, Brandon,SS	.095	6	21	2	2	0	0	0	1	5	7	0	1	.095	.269	1	
Made, Kelington,C	.077	5	13	1	1	0	0	0	1	0	2	0	0	.077	.071	3	
Vargo, Paul,C	.000	1	2	0	0	0	0	0	0	1	0	0	0	.000	.333	1	
Edwards, Madison,3B	.000	1	3	0	0	0	0	0	1	0	3	0	0	.000	.000	1	
All Others	.000	0	0	0	0	0	0	0	0	0	0	0	0	.000	.000	9	
Total-All Batters	.269		1256	200	338	72	9	32	176	121	295	31	10	.417	.342	65	
PITCHER	W-L	ERA	G	GS	CG	SHO	SV	IP	H	R	ER	HR	HB	BB	SO	WP	AVG.
Norderum, Jason	0-0	0.00	2	0	0	0	0	4	2	0	0	0	0	6	5	0	.154
Baca, Anthony	0-0	0.00	3	0	0	0	0	2.2	2	0	0	0	1	0	3	1	.333
Winter, Haley	0-0	0.00	2	0	0	0	0	3.1	2	0	0	0	0	2	6	1	.167
Mattison, Eric	1-0	1.50	1	1	0	0	0	6	5	3	1	0	1	2	2	0	.217
Douglas, James	0-0	2.25	3	0	0	0	0	4	4	1	1	0	2	1	3	0	.267
Segovia, John	1-0	2.57	3	0	0	0	0	7	6	2	2	0	1	5	5	1	.250
Woodyard, Mark	2-5	3.79	9	9	2	0	0	59.1	64	35	25	1	4	21	50	8	.266
Buker, Ben	1-1	4.08	3	2	0	0	0	17.2	19	9	8	2	4	5	19	1	.279
Graves, Donovan	2-1	4.67	8	3	0	0	0	27	39	16	14	2	0	7	13	1	.328
Martinson, Joe	1-0	4.70	3	0	0	0	0	7.2	10	6	4	1	1	3	6	0	.333
Renery, Mike	0-1	5.40	6	1	0	0	0	15	17	12	9	1	3	14	10	2	.298
Muro, Joey	0-0	5.40	4	1	0	0	0	6.2	2	5	4	0	3	14	8	0	.105
Pluta, Tony	2-1	5.91	10	0	0	0	0	6	10.2	13	7	7	0	1	11	10	.317
Silvas, Danny	1-0	7.00	2	2	0	0	0	9	12	13	7	1	2	3	7	0	.316
Hall, Danny	1-2	7.15	5	3	0	0	0	22.2	24	18	18	4	0	15	14	0	.264
Correa, Jose	0-1	7.50	1	1	0	0	0	6	7	6	5	0	1	2	5	3	.292
Sprouse, Shannon	1-3	7.54	7	5	0	0	0	22.2	29	27	19	0	2	24	20	7	.309
Pena, Matthew	0-1	7.82	4	2	0	0	2	12.2	19	14	11	4	0	7	13	2	.333
Dotel, Melido	0-1	9.64	3	0	0	0	0	4.2	4	8	5	1	0	5	6	1	.222
Storey, Mike	0-2	10.08	11	2	0	0	0	25	33	31	28	0	7	21	24	7	.324
Collis, Devin	0-1	13.11	8	1	0	0	0	11.2	16	20	17	3	3	9	12	2	.327
Wells, Pat	0-1	15.43	2	1	0	0	0	4.2	10	9	8	1	1	6	2	0	.476
Baysinger, Trent	0-0	15.75	3	0	0	0	0	4	9	7	7	4	0	3	4	1	.450
Salini, Robert	0-0	18.56	2	1	0	0	0	5.1	9	13	11	2	1	6	5	0	.375
Joyce, Michael	0-1	27.00	2	0	0	0	0	1.2	5	5	5	1	0	1	2	0	.556
Peck, Mike	0-1	54.00	1	1	0	0	0	0.2	2	4	4	0	1	5	1	1	.667
All Others	0-0	0.00	0	0	0	0	0	0	0	0	0	0	0	0	0	0	.000
Total-All Pitchers	13-23	6.56		36	2	0	8	301.2	364	271	220	28	39	198	255	39	.299



2007 LEAGUE STATISTICS

YUMA HOME STATISTICS

PLAYER	AVG	G	AB	R	H	2B	3B	HR	RBI	BB	SO	SB	CS	SLG	OBP	E
Prado, Jordan,SS	.436	28	94	24	41	7	1	3	21	15	11	1	0	.628	.526	8
Goss, Mike,OF	.412	25	85	39	35	8	0	2	14	20	11	12	1	.576	.537	1
Almario, Yosvany,OF	.405	32	126	26	51	11	0	4	31	5	14	9	0	.587	.424	7
Janeway, Richard,OF	.380	28	108	36	41	7	3	6	25	23	9	7	0	.667	.492	2
Jova, Maikel,OF	.366	33	131	29	48	10	3	4	32	11	8	2	0	.580	.417	2
Calderon, Henry,3B	.316	32	133	26	42	7	0	4	30	11	19	7	0	.459	.361	7
Crouch, Nikolaus,1B	.287	30	94	20	27	7	0	6	23	17	34	1	0	.553	.430	2
Mayorga, Gabriel,2B	.286	3	7	0	2	0	0	0	0	1	1	0	0	.286	.375	0
Peterson, Robert,C	.282	15	39	15	11	0	0	1	7	6	11	1	0	.359	.463	1
Matos, Pascual,C	.273	21	77	12	21	3	0	3	15	5	9	2	0	.429	.313	0
Rodriguez, Jose,OF	.267	4	15	3	4	0	0	2	7	2	4	0	0	.667	.353	0
Bernal, Hector,2B	.240	31	100	19	24	5	1	0	13	9	16	1	0	.310	.313	7
Valentine, A.J.,1B	.195	21	77	13	15	2	0	3	12	8	14	1	0	.338	.292	1
Farina, Peter,C	.185	10	27	6	5	1	0	0	3	2	5	0	0	.222	.303	2
French, Christopher,OF	.000	3	9	3	0	0	0	0	0	5	5	0	0	.000	.357	0
Gipson, Ryan,2B	.000	2	6	1	0	0	0	0	0	0	3	1	0	.000	.143	0
All Others	.000	1	1	0	0	0	0	0	0	0	0	0	0	.000	.000	5
Total-All Batters	.325		1129	273	367	68	8	38	233	140	174	45	1	.500	.411	45
PITCHER	W-L	ERA	G	GS	CG	SHO	SV	IP	H	R	ER	HR	BB	SO	WP	AVG.
Devaul, Ray	0-0	0	4	0	0	0	0	5	3	2	0	0	2	3	0	.188
Solis, Marcos	1-0	0	4	0	0	0	0	8.1	6	0	0	0	1	3	5	.214
Mills, Aaron	0-0	0	1	0	0	0	0	2	1	0	0	0	0	1	1	.167
Thorne, Aaron	0-0	0	3	0	0	0	1	4.1	3	0	0	0	2	1	1	.200
Hayes, Neil	2-0	1.62	13	0	0	0	6	16.2	12	3	3	1	1	7	21	.197
Perez, Jorge	2-0	2.31	2	1	1	0	0	11.2	10	3	3	1	0	6	11	.233
Luque, Roger	1-1	3.86	4	2	1	0	0	21	20	9	9	1	2	3	21	.244
Langlois, Chris	1-0	3.86	1	1	0	0	0	7	7	4	3	1	2	1	3	.269
Maydew, Eric	4-2	4.82	10	5	0	0	0	37.1	49	26	20	6	3	7	26	.316
Stephens, Amad	1-0	5.40	4	0	0	0	1	3.1	4	2	2	1	0	2	6	.267
White, Evan	4-1	5.49	7	7	0	0	0	41	54	33	25	4	4	11	28	.320
Merricks, Charles	3-2	5.50	10	9	1	0	0	54	62	40	33	4	5	27	42	.322
Soja, Steve	3-1	5.94	6	5	1	1	0	33.1	41	25	22	2	3	13	23	.301
Saucedo, Matthew	0-1	6.75	12	0	0	0	2	22.2	29	20	17	2	2	7	15	.309
Graves, Donovan	0-1	8.10	1	1	0	0	0	6.2	14	6	6	0	0	0	6	.438
Wilson, Aaron	2-0	9.24	7	0	0	0	0	12.2	17	17	13	1	2	7	9	.293
Bunyan, Brian	0-0	17.47	2	2	0	0	0	5.2	8	11	11	4	4	2	8	.333
Sikora, Marc	0-0	27.00	1	0	0	0	0	0.1	0	1	1	0	0	1	0	.000
All Others	0-0	0	0	0	0	0	0	2	2	0	0	0	0	4	0	.250
Total-All Pitchers	24-9	5.13		33	4	1	10	295	342	202	168	28	31	101	233	.290

YUMA AWAY STATISTICS

PLAYER	AVG	G	AB	R	H	2B	3B	HR	RBI	BB	SO	SB	CS	SLG	OBP	E
Goss, Mike,OF	.330	27	103	20	34	8	1	0	13	11	16	14	2	.427	.395	3
Mayorga, Gabriel,2B	.324	9	34	4	11	0	0	1	6	4	5	0	2	.412	.395	1
Valentine, A.J.,1B	.320	25	97	22	31	9	3	4	22	8	19	6	1	.598	.394	2
Almario, Yosvany,OF	.318	40	154	30	49	9	1	3	27	12	22	12	3	.448	.363	4
Peterson, Robert,C	.300	17	50	7	15	2	0	0	6	5	12	1	1	.340	.379	1
Calderon, Henry,3B	.299	43	164	27	49	14	0	2	29	17	17	5	3	.421	.372	10
Farina, Peter,C	.286	15	42	4	12	0	0	0	7	7	7	1	1	.286	.412	1
Jova, Maikel,OF	.282	42	174	20	49	9	1	0	35	9	23	4	1	.345	.312	1
Rodriguez, Jose,OF	.261	7	23	4	6	1	0	2	7	3	7	0	0	.565	.333	0
Bernal, Hector,2B	.257	37	140	18	36	10	1	0	14	7	22	3	2	.343	.301	10
Matos, Pascual,C	.254	32	126	17	32	8	0	3	13	5	31	1	0	.389	.288	4
French, Christopher,OF	.250	2	4	0	1	0	0	0	0	0	1	0	0	.250	.250	1
Janeway, Richard,OF	.226	28	106	17	24	4	1	0	8	9	21	1	2	.283	.299	1
Prado, Jordan,SS	.222	39	135	26	30	9	1	1	15	20	29	1	4	.326	.327	11
Crouch, Nikolaus,1B	.203	37	128	18	26	4	0	4	15	13	51	0	0	.328	.301	3
Lachapelle, Alex,OF	.000	3	2	0	0	0	0	0	0	0	1	0	0	.000	.000	0
St.Claire, Cole,PH	.000	1	0	0	0	0	0	0	0	0	0	0	0	.000	.000	0
All Others	.000	4	1	0	0	0	0	0	0	2	2	0	1	.000	.333	5
Total-All Batters	.273		1486	235	405	87	9	20	217	132	286	49	23	.384	.339	58
PITCHER	W-L	ERA	G	GS	CG	SHO	SV	IP	H	R	ER	HR	BB	SO	WP	AVG.
Luque, Roger	4-5	2.16	9	9	4	1	0	66.2	60	28	16	5	2	22	49	.238
Langlois, Chris	1-1	2.45	2	2	1	0	0	14.2	9	5	4	0	1	6	14	.173
White, Evan	3-2	4.06	8	7	2	1	0	51	48	23	23	5	2	14	32	.242
Perez, Jorge	0-0	4.15	2	2	0	0	0	13	14	6	6	3	0	4	15	.275
Soja, Steve	3-4	4.32	10	8	1	0	0	58.1	63	40	28	5	3	11	37	.261
Solis, Marcos	0-2	5.52	5	2	0	0	0	14.2	16	11	9	1	2	8	9	.262
Hayes, Neil	2-1	5.64	13	1	0	0	4	22.1	23	15	14	1	4	12	28	.258
Maydew, Eric	0-1	6.14	5	3	0	0	0	22	32	18	15	1	4	4	22	.344
Wilson, Aaron	1-2	6.20	8	2	0	0	1	20.1	23	15	14	4	0	4	12	.295
Merricks, Charles	3-1	6.53	5	5	0	0	0	30.1	40	27	22	6	1	16	16	.328
Mills, Aaron	0-1	6.75	2	1	0	0	0	8	14	7	6	1	0	4	8	.389
Graves, Donovan	0-1	9.00	3	1	0	0	0	10	15	10	10	0	0	1	10	.341
Thorne, Aaron	0-0	9.00	2	0	0	0	0	2	2	2	2	0	0	3	0	.286
Swanson, Brian	0-0	10.80	2	0	0	0	0	1.2	2	2	2	0	1	1	0	.286
Saucedo, Matthew	1-3	10.91	10	0	0	0	0	15.2	31	21	19	0	0	11	11	.403
Stephens, Amad	0-1	11.81	6	0	0	0	3	5.1	6	7	7	0	1	6	8	.273
Devaul, Ray	0-0	22.50	1	0	0	0	0	2	7	5	5	1	0	1	1	.636
Sikora, Marc	0-0	INF	1	0	0	0	0	0	1	3	3	0	2	0	0	1.000
All Others	0-0	54.00	0	0	0	0	0	0.1	1	2	2	0	1	3	0	.500
Total-All Pitchers	18-25	5.20		43	8	2	8	358.1	407	247	207	33	24	131	272	.282

2007 INDIVIDUAL LEAGUE LEADERS



BATTING TOP 10 (Minimum 216 Plate Appearances)

Batter	Club	AVG	G	AB	R	H	HR	RBI
Nava, Daniel	CHO	.371	72	256	70	95	12	59
Goss, Mike	YUM	.367	52	188	59	69	2	27
Almario, Yosvany	YUM	.357	72	280	56	100	7	58
Williams, Peanut	OCY	.344	69	259	50	89	13	56
Flowers, Brett	STG	.341	62	229	37	78	3	42
Pohle, Richard	OCY	.338	67	263	43	89	8	58
Senreiso, Juan	REN	.328	56	229	49	75	7	54
Stevenson, Ryan	STG	.326	73	291	68	95	10	44
Simmons, Kane	REN	.326	55	215	47	70	18	54
Kaplan, John	LBH	.320	70	306	75	98	7	45

ADDITIONAL BATTING LEADERS

HR

Simmons, Kane	REN	18
Martinez, Jaime	LBH	14
Williams, Peanut	OCY	13
Goodman, Scott	OCY	13
Trumble, Dan	LBH	13

RBI

Jova, Maikel	YUM	67
Trumble, Dan	LBH	66
Martinez, Jaime	LBH	63
Nava, Daniel	CHO	59
Calderon, Henry	YUM	59

STOLEN BASES

Kaplan, John	LBH	51
Hall, Victor	REN	46
Goss, Mike	YUM	26
Bacani, David	OCY	22
Severall with		21

HITS

Almario, Yosvany	YUM	100
Boggs, Steve	CHO	99
Kaplan, John	LBH	98
Jova, Maikel	YUM	97
Severall with		95

EXTRA BASE HITS

Stevenson, Ryan	STG	44
Nava, Daniel	CHO	38
Kaplan, John	LBH	38
Martinez, Jaime	LBH	34
Pohle, Richard	OCY	32

DOUBLES

Kaplan, John	LBH	26
Stevenson, Ryan	STG	25
Nava, Daniel	CHO	23
Pohle, Richard	OCY	23
Done, Mike	REN	22

TRIPLES

Stevenson, Ryan	STG	9
Bacani, David	OCY	7

ON-BASE PERCENTAGE

Nava, Daniel	CHO	.475
Goss, Mike	YUM	.464
Williams, Peanut	OCY	.444
Hall, Victor	REN	.417
Bacani, David	OCY	.415

SLUGGING PERCENTAGE

Simmons, Kane	REN	.628
Nava, Daniel	CHO	.625
Stevenson, Ryan	STG	.577
Williams, Peanut	OCY	.552
Martinez, Jaime	LBH	.531

RUNS SCORED

Kaplan, John	LBH	75
Hall, Victor	REN	75
Nava, Daniel	CHO	70
Klemm, Chris	LBH	68
Stevenson, Ryan	STG	68



2007 HITTING LEADERS

2007 GBL TEAM HITTING LEADERS

	AVG. (min 100 AB)	G	AB	R
Chico	Daniel Nava, OF - .371	Steve Boggs, OF - 74 Scott Dragicevich, 3B - 74	Steve Boggs, OF - 256	Daniel Nava, OF - 70
Long Beach	Jeff Larue, 3B - .342	Kirk Gross, 3B - 75	John Kaplan, OF - 306	John Kaplan, OF - 75
Orange Cty.	Peanut Williams, 1B - .344	Bret LeVier, SS - 75	David Bacani, 2B - 297	David Bacani, 2B - 66
Reno	Juan Senreiso, DH - .328	Victor Hall, OF - 74	Victor Hall, OF - 301	Victor Hall, OF - 75
St. George	Brett Flowers, DH - .341	Gary Harris, OF - 75	Gary Harris, OF - 304	Ryan Stevenson, OF - 68
Yuma	Mike Goss, OF - .367	Henry Calderon, 3B - 75 Maikel Jova, OF - 75	Maikel Jova, OF - 305	Mike Goss, OF - 59
	H	2B	3B	HR
Chico	Steve Boggs, OF - 99	Daniel Nava, OF - 23	Daniel Nava, OF - 3 Jesse Kovacs, SS - 3 Eric Pringle, 2B - 3 Jason Matteucci, OF - 3	Daniel Nava, OF - 12
Long Beach	John Kaplan, OF - 75	John Kaplan, OF - 26	John Kaplan, OF - 5	Jaime Martinez, 1B - 14
Orange Cty.	David Bacani, 2B - 95	Richard Pohle, OF - 23	David Bacani, 2B - 7	Scott Goodman, 1B - 13 Peanut Williams, 1B - 13
Reno	Victor Hall, OF - 92	Mike Done, 2B - 22	Victor Hall, OF - 7	Kane Simmons, OF - 18
St. George	Ryan Stevenson, OF - 95	Ryan Stevenson, OF - 25	Ryan Stevenson, OF - 9	Ryan Stevenson, OF - 10 Geoff Wagner, OF - 10
Yuma	Yosvany Almario, OF - 100	Henry Calderon, 3B - 21	Richard Janeway, OF - 4 Maikel Jova, OF - 4	Jose Rodriguez, C - 12
	RBI	BB	SO	SB
Chico	Daniel Nava, OF - 59	Daniel Nava, OF - 48	Jesse Kovacs, SS - 57	Eric Pringle, 2B - 21
Long Beach	Dan Trumble, OF - 66	Kirk Gross, 3B - 49 Jaime Martinez, 1B - 49	Dan Trumble, OF - 85	John Kaplan, OF - 51
Orange Cty.	Richard Pohle, OF - 58	Scott Goodman, 1B - 45	Garry Templeton, OF - 83	David Bacani, 2B - 22
Reno	Juan Senreiso, DH - 54 Kane Simmons, OF - 54	Victor Hall, OF - 44	Kane Simmons, OF - 70	Victor Hall, OF - 46
St. George	Ryan Stevenson, OF - 44 Gary Harris, OF - 44	Ryan Stevenson, OF - 36	Ryan Stevenson, OF - 65	Steven Wright, OF - 13
Yuma	Maikel Jova, OF - 67	Jordan Prado, SS - 35	Nikolaus Crouch, 1B - 85	Mike Goss, OF - 26
	CS	SLG. (min 100 AB)	OBP.(min 100 AB)	E
Chico	Steve Boggs, OF - 6	Daniel Nava, OF - .625	Daniel Nava, OF - .475	Scott Dragicevich, 3B - 19 Jesse Kovacs, SS - 57
Long Beach	John Kaplan, OF - 7	Jeff Larue, 3B - .568	Jason Mooneyham, 1B - .458	Jorge Araiza, SS - 24
Orange Cty.	David Bacani, 2B - 9	Peanut Williams, 1B - .552	Peanut Williams, 1B - .444	Scott Goodman, 1B - 11 Brett Thomas, 3B - 11
Reno	Victor Hall, OF - 10	Kane Simmons, OF - .628	Victor Hall, OF - .417	Mike Done, 2B - 21
St. George	Ryan Stevenson, OF - 5	Ryan Stevenson, OF - .577	Brett Flowers, DH - .410	Marcos Villedcas, SS - 26
Yuma	Jordan Prado, SS, 4	Yosvany Almario, OF - .511	Mike Goss, OF - .464	Jordan Prado, SS - 19

2007 PITCHING LEADERS



2007 GBL TEAM PITCHING LEADERS

	W	L	ERA (50 innings min)	G
Chico	Derrick Loop - 8	Tyler Pearson - 6	Derrick Loop - 3.82	Todd Gelatka - 30
Long Beach	Ryan Claypool - 7 Jeff Heaverlo - 7	Jeff Heaverlo - 5	Dustin Gober - 4.25	Dane De La Rosa- 39
Orange Cty.	Reed Dickert - 6	Mike Natale - 5	Ben Fox - 2.99	Nicholas Casanova-23
Reno	Dusty Bergman - 6	Matt Parris - 8	Dusty Bergman - 3.40	Josh Evans - 28
St. George	John Segovia - 4	Mark Woodyard - 10	Mark Woodyard - 4.44	John Segovia -28
Yuma	Evan White - 7	Roger Luque - 6	Roger Luque - 2.57	Neil Hayes - 26

	GS	CG	SHO	SV
Chico	Derrick Loop - 15	Tyler Pearson - 1	Tyler Pearson - 1	Todd Gelatka - 18
Long Beach	Jeff Heaverlo - 16	-----	-----	Dane De La Rosa- 16
Orange Cty.	Reed Dickert - 15	Ben Fox - 3	Ben Fox - 1	Dave Coggin - 6
Reno	Dusty Bergman -15 James Johnson - 15	Dusty Bergman - 1 James Johnson - 1	-----	Eric Thomas - 7
St. George	Mark Woodyard - 16	Mark Woodyard - 3	-----	Tony Pluta - 10
Yuma	Charles Merricks - 14 Evan White -14	Roger Luque - 5	Roger Luque - 1 Steve Soja - 1 Evan White - 1	Neil Hayes - 10

	IP	H	R	ER
Chico	Derrick Loop - 92	Derrick Loop - 94	Jacob McKinley - 57 Tyler Pearson - 57	Jacob McKinley- 55
Long Beach	Jeff Heaverlo - 106.2	Jeff Heaverlo - 105	Jeff Heaverlo- 70	Jeff Heaverlo - 63
Orange Cty.	Mike Natale - 94	Mike Natale - 93	Mike Natale - 48	Reed Dickert - 44
Reno	Dusty Bergman - 100.2	James Johnson - 121	James Johnson - 64	James Johnson - 55
St. George	Mark Woodyard - 105.1	Mark Woodyard -115	Mark Woodyard - 74	Mike Storey - 58
Yuma	Evan White - 92	Steve Soja - 104	Charles Merricks - 67	Charles Merricks -55

	HR	BB	HB	SO	WP
Chico	Jacon McKinley - 14	Derrick Loop - 47	Nick Singleton - 12	Nick Singleton - 94	Derrick Loop - 9
Long Beach	Jeff Heaverlo- 8	Jeff Heaverlo - 42	Dustin Gober - 17	Jeff Heaverlo - 106	Jeff Heaverlo - 12
Orange Cty.	Mike Natale - 9	Reed Dickert - 46	Mike Natale -12	Mike Natale - 116	Reed Dickert - 9
Reno	Nick Moran - 15	Dusty Bergman - 45 Matt Parris - 45	Dusty Bergman -12	James Johnson - 75	Dusty Bergman - 13
St. George	Donovan Graves - 6 Cody Reed - 6	Shannon Sprouse - 57	Mike Storey - 17	Mark Woodyard - 85	Shannon Sprouse- 14
Yuma	Charles Merricks - 10	Charles Merricks - 43	Eric Maydew - 7	Roger Luque - 70	Aaron Wilson - 6 Charles Merricks - 6



LEAGUE RECORDS

GBL LEAGUE RECORDS

Individual Batting - All-Time

AVG.							
Desi Wilson	.411	YUM	2005	3B	Steve Booker	11	CHO 2005
AB				HR			
Ryan Webb	.355	LBH	2005	Peanut Williams	20	FUL	2006
RUNS				RBI			
Ryan Webb	75	LBH	2005	Juan Lebron	79	YUM	2005
Jon Kaplan	75	LBH	2005	Extra Base Hits			
Victor Hall	75	REN	2007	Alexis Hernandez	44	YUM	2005
HITS				Ryan Stevenson	44	STG	2007
Desi Wilson	125	SUR	2005	OBP			
Consecutive Games with a Hit				Desi Wilson	.477	SUR	2005
Desi Wilson	30	SUR	2005	SLG			
TB				Kane Simmons	.628	REN	2007
Ryan Webb	173	LBH	2005	BB			
2B				Rickey Henderson	73	SDG	2005
Ryan Lehr	30	CHO	2005	Scooter Jordan	73	FUL	2005
				SB			
				Jon Kaplan	51	LBH	2007

Team Batting (Season)

Statistic	Record	Team	Year
Highest Batting Average	.296	Yuma	2005
Lowest Batting Average	.237	Japan	2005
At Bats	3115	Surprise	2005
Runs	545	Yuma	2005
Hits	897	Yuma	2005
Doubles	181	Long Beach	2005
Triples	38	Mesa	2005
Home Runs	80	Reno	2007
RBI	490	Yuma	2005
Base on Balls	362	Mesa	2005
Strikeouts	726	Long Beach	2005
Stolen Bases	131	Reno	2007
Caught Stealing	58	Chico	2005
Slugging Percentage	.444	Reno	2007
On Base Percentage	.377	Orange County	2007



GBL LEAGUE RECORDS

Individual Pitching - All-Time

Games Started

Mike Marchesano	19	LBH	2005
Grant Gregg	19	CHO	2005

Games Finished

Dane De La Rosa	38	LBH	2007
-----------------	----	-----	------

Complete Games

Rentaro Seki	7	JPN	2005
--------------	---	-----	------

Shutouts

Rentaro Seki	3	JPN	2005
--------------	---	-----	------

Innings Pitched

Grant Gregg	137	CHO	2005
-------------	-----	-----	------

Games Pitched

Michael Hoyt	42	LBH	2005
--------------	----	-----	------

Wins

Manny Ayala	12	MES	2005
Grant Gregg	12	CHO	2005

Saves

Scott Schneider	19	REN	2006
-----------------	----	-----	------

Winning Percentage (8 decisions)

Adam Johnson	881 (8-1)	SDG	2005
--------------	-----------	-----	------

Earned Run Average (72 innings)

Rik Currier	1.41	LBH	2006
-------------	------	-----	------

Most Hit Batters

Aaron Wilson	17	SDG	2005
--------------	----	-----	------

Most Walks

Christopher Russ	61	SUR	2005
------------------	----	-----	------

Strikeouts

Takaaki Igarashi	145	JPN	2005
------------------	-----	-----	------

Wild Pitches

Takaaki Igarashi	21	JPN	2005
------------------	----	-----	------

Lowest Opponent Batting Avg. (20 Innings)

Thomas King	.092	MES	2005
-------------	------	-----	------

No-Hitters

Seth Johnson	June 19	CHO	2005
--------------	---------	-----	------

One-Hitters

Keisuke Ueno	July 6	JPN	2005
--------------	--------	-----	------

Team Pitching (Season)

<u>Statistic</u>	<u>Record</u>	<u>Team</u>	<u>Year</u>
Earned Run Average	3.64	San Diego	2005
Complete Games	16	Japan	2005
Shutouts	7	Fullerton	2005
Saves	23	Chico	2007
Innings Pitched	820	Long Beach	2005
At Bats Faced	3089	Long Beach	2005
Total Batters Faced	3647	Long Beach	2005
Fewest Hits Allowed	655	Long Beach	2007
Fewest Runs Allowed	397	Long Beach	2007
Fewest Earned Runs Allowed	322	San Diego	2005
	322	Long Beach	2007
Fewest Home Runs Allowed	38	Long Beach	2005
Fewest Hit Batters	48	Chico	2005
Fewest Walks	239	Yuma	2007
Most Strikeouts	728	Japan	2005
Fewest Wild Pitches	32	San Diego	2005



LEAGUE RECORDS

GBL LEAGUE RECORDS

Individual Fielding (Season)

Fielding Percentage (by position)

1B	Jaime Martinez	.993	Long Beach	2007
2B	Eric Pringle	.987	Chico	2007
3B	Sean Walsh	.947	Fullerton	2005
SS	Brett LeVier	.978	Orange County	2007
OF	Scott Goodman	1.000 (104 total chances)	San Diego	2005
C	Ryan Smith	.993	Chico	2005
P	Adam Pettyjohn	1.000 (42 total chances)	Long Beach	2005

Putouts

Yuji Nerei	557	JPN	2005
------------	-----	-----	------

Assists

Tony Garcia	289	SDG	2005
-------------	-----	-----	------

Errors

Garry Templeton Jr.	33	FUL	2005
---------------------	----	-----	------

Total Chances

Chris Miller	654	LBH	2005
--------------	-----	-----	------

Most Double Plays

Rob Galdolfo	66	CHO	2005
--------------	----	-----	------



PLAYER SALES

A key function of the Golden Baseball League is to provide opportunities for ballplayers to get noticed and signed by Major League organizations. The list below contains the alumni of the GBL that have been signed by June 6, 2008.

Jesse Oster	Chico Outlaws, Philadelphia Phillies, 5/30/2008
Chris Malone.	Chico Outlaws, Colorado Rockies, 05/24/2008
Marcus Nettles.	Edmonton Cracker Cats, Oaxaca Warriors, 05/12/2008
Chad Miller.	Orange County Catcher, Los Angeles Angels, 04/23/2008
Joe Melton.	Reno Catcher, Houston Astros, 02/26/2008
Juan Senreiso.	Reno Outfielder, Washington Nationals, 01/30/2008
Steve Boggs.	Chico Outfielder, Chicago White Sox, 01/28/2008
Reed Dickert	Orange County Pitcher, Milwaukee Brewers, 01/15/2008
Kane Simmons	Reno Outfielder, Colorado Rockies, 12/18/2007
Adam Amar	Reno First Baseman, Toronto Blue Jays, 10/10/2007
Daniel Nava.	Chico Outfielder, Boston Red Sox, 10/30/2007
Charles Merricks	Yuma Pitcher, Philadelphia Phillies, 09/14/2007
Dane De La Rosa	Long Beach Pitcher, Milwaukee Brewer, 09/01/2007
Gerard Haran	St. George Catcher, St. Louis Cardinals, 07/20/2007
Jeremy Zick.	Long Beach Pitcher, Toronto Blue Jays, 07/19/2007
Jeff LaRue	Long Beach 3rd Baseman, Los Angeles Angels, 07/10/2007
Alex McRobbie	Orange County Pitcher, Los Angeles Angels, 07/10/2007
Corey Myers	Long Beach Catcher, Los Angeles Angels, 07/05/2007
Rik Currier	Long Beach Pitcher, Petroleros de Minatitlan, 07/5/2007
Bud Smith	Long Beach Pitcher, Arizona Diamondbacks, 03/16/2007
Mike Thompson	Reno First/Third Baseman, Kansas City Royals, 03/04/2007
Lino Garcia	Chico Outfielder, Colorado Rockies, 02/26/2007
Mike McTamney	Reno/Fullerton Pitcher, Philadelphia Phillies, 02/26/2007
E.J. Shanks	San Diego Pitcher, Milwaukee Brewers, 01/31/2007
Kennard Jones	Reno Center Fielder, Baltimore Orioles, 01/26/2007
CJ Lang	Reno Shortstop, Chicago White Sox, 10/30/2006
Mike DiRosa	Long Beach Catcher, Toronto Blue Jays, 08/21/2006
Craig Kuzmic	Chico Catcher/Third Baseman, Toronto Blue Jays, 08/21/2006
Edgar Varela	Reno Third Baseman, Florida Marlins, 07/16/2006
Adam Pettyjohn.	Long Beach Pitcher, Oakland Athletics, 07/15/2006
Victor Hall	Reno Center Fielder, New York Yankees, 07/27/2006
Graham Koonce	San Diego First Baseman, Milwaukee Brewers, 05/30/2006
Jeff Heaverlo	Long Beach Pitcher, Los Angeles Angels of Anaheim, 05/30/2006
Chris Key	Reno Pitcher, Philadelphia Phillies, 05/18/06
Milko Jarmillo	Reno Infielder, Milwaukee Brewers, 05/18/06
Jorge Rodriguez.	Reno Infielder, San Diego Padres, 05/02/06
Mark Quinn	Long Beach Outfielder, Chicago White Sox, 3/21/06
Jerry Verastegui.	Chico Catcher, Atlanta Braves, 3/20/06
Greg Stevens	Surprise Catcher, Detroit Tigers, 3/14/06
Jason Navarro	Mesa Pitchers, Tampa Bay Devil Rays, 3/13/06
Adam Thomas	Long Beach Pitcher, Los Angeles Dodgers, 3/03/06
Nathan Staggs	San Diego Pitcher, San Diego Padres, 3/02/06
Matt Paris	Long Beach Pitcher, Philadelphia Phillies, 2/24/06
Adam Pettyjohn.	Long Beach Pitcher, Seattle Mariners, 1/25/06
Jason Dewey	Yuma Catcher, Seattle Mariners, 1/19/06
Alex Perez	Chico Pitcher, Chicago Cubs, 1/10/06
Grant Greg.	Chico Pitcher, Chicago Cubs, 1/10/06
Keisuke Ueno	Japan Pitcher, Texas Rangers, 12/21/05
Cody Clark	San Diego Catcher, Atlanta Braves, 12/15/05

A key function of the Golden Baseball League is to provide opportunities for ballplayers to get noticed and signed by Major League organizations. The list below contains the alumni of the GBL that have been signed by June 6, 2008.

David Seccombe	Surprise Pitcher, New York Yankees, 6/17/05
Nick Proise	Mesa Catcher, Seattle Mariners, 6/16/05
Nathan Prudewell	Long Beach Pitcher, Atlanta Braves, 6/09/05
Ryan Anderson	Surprise Pitcher, Milwaukee Brewers, 5/27/05
Greg Stevens	Surprise Catcher, Cleveland Indians, 2/05/05
David Juliff	Surprise Pitcher, San Diego Padres, 3/02/05
Zach Silvera	Long Beach Pitcher, Seattle Mariners, 2/14/05
Bernard Dennis	Surprise Catcher, Milwaukee Brewers, 2/10/05

The Golden Baseball League is also an opportunity for coaches, managers and umpires to advance their baseball careers. The list below contains where the field staff alumni of the GBL are now with MLB organizations:

Dan Cholowsky (San Diego)	Arizona Area Scout (Blue Jays)
Alex Arias (Yuma)	Frederick Keys Field Manager (Orioles)
Larry Owens (San Diego)	Midwest Area Scout (Red Sox)
Desi Wilson (Yuma)	Peoria Cubs Hitting Coach (Cubs)
Rusty Meacham (Yuma)	Vermont Lake Monsters Pitching Coach (Nationals)
Charlie Hough (Orange County)	Inland Empire 66ers Pitching Coach (Dodgers)
Benny Castillo Detroit (Yuma)	Manager Lakeland Tigers (Tigers)



Rickey Henderson: 2005 San Diego Surf Dawgs
25 MLB seasons (A's, Yankees, Blue Jays, Padres, Angels, Mets, Mariners, Red Sox, Dodgers)



Jose Canseco: 2006 San Diego Surf Dawgs, 2006 Long Beach Armada
17 MLB Seasons (A's, Rangers, Red Sox, Blue Jays, Devil Rays, Yankees, White Sox)



Alex Arias: 2005 Yuma Scorpions
11 MLB Seasons (Cubs, Marlins, Phillies, Padres, Yankees)



Paul Abbott: 2005 San Diego Surf Dawgs, 2005 Fullerton Flyers
11 MLB Seasons (Twins, Indians, Mariners, Royals, Phillies, Devil Rays)



Rusty Meacham: 2005-06 Yuma Scorpions
8 MLB Seasons (Tigers, Royals, Mariners, Astros, Devil Rays)



Vic Darenbourg: 2008 Yuma Scorpions
8 MLB Seasons (Marlins, Expos, Rockies, Mets, White Sox, Tigers)



Marcus Jensen: 2005 Mesa Miners, 2006 Reno Silver Sox
7 MLB Seasons (Giants, Tigers, Brewers, Cardinals, Twins, Rangers, Red Sox)



Wiki Gonzalez: 2008 St. George Roadrunners
7 MLB Seasons (Padres, Mariners, Nationals)



Mike Hartley: 2005 Mesa Miners
6 MLB Seasons (Dodgers, Phillies, Twins, Red Sox, Orioles)



Jerome Williams: 2008 Long Beach Armada
5 MLB seasons (Giants, Cubs, Nationals)



Tony Torcato: 2008 Long Beach Armada
4 MLB Seasons (Giants)

MAJOR LEAGUERS IN THE GBL



Mark Quinn: 2005-06 Long Beach Armada
3 MLB Seasons (Royals)



Jorge DePaula: 2008 Edmonton Cracker Cats
3 MLB Seasons (Yankees)



Nick Bierbrodt: 2008 Long Beach Armada
3 MLB Seasons (Diamondbacks, Devil Rays, Indians, Rangers)



Dave Coggin: 2007 Orange County Flyers
3 MLB Seasons (Phillies)



Bud Smith: 2006-07 Long Beach Armada
2 MLB Seasons (Cardinals)



Lino Urdaneta: 2008 St. George Roadrunners
2 MLB Seasons (Tigers, Mets)



Adam Johnson: 2005 San Diego Surfdawgs
2 MLB Seasons (Twins)



Alan Newman: 2005-06 Long Beach Armada
2 MLB Seasons (Devil Rays, Indians)



Carl Sadler: 2005 Yuma Scorpions
2 MLB Seasons (Indians)



Kevin Frederick: 2008 Reno Silver Sox
2 MLB Seasons (Twins, BlueJays)



Adam Pettyjohn: 2005-06 Long Beach Armada
1 MLB Season (Tigers)

MAJOR LEAGUERS IN THE GBL



Mike Esposito: 2008 Yuma Scorpions
1 MLB Season (Rockies)



Chris Wakeland: 2007 Long Beach Armada
1 MLB Season (Tigers)



Steve Smyth: 2005-06 San Diego Surf Dawgs
1 MLB Season (Cubs)



Cleatus Davidson: 2005 Mesa Miners, 2008 Long Beach Armada
1 MLB Season (Twins)



Liu Rodriguez: 2008 St. George Roadrunners
1 MLB Season (White Sox)



Desi Wilson: 2005 Surprise Fightin' Falcons, 2006 Chico Outlaws
1 MLB Season (Giants)



Dustin Bergman: 2007 Reno Silver Sox
1 MLB Season (Angels)



Juan Melo: 2007 St. George Roadrunners
1 MLB Season (Giants)



Chris Saenz: 2007 Reno Silver Sox
1 MLB Season (Brewers)



Pascual Matos: 2007 Yuma Scorpions
1 MLB Season (Braves)



Mark Woodyard: 2007 St. George Roadrunners
1 MLB Season (Tigers)

MAJOR LEAGUERS IN THE GBL



Graham Koonce: 2006 San Diego Surf Dawgs
1 MLB season (A's)



Agustin Montero: 2008 Edmonton Cracker Cats
1 MLB Season (White Sox)



John Hattig: 2008 Reno Silver Sox
1 MLB Season (Blue Jays)



2008 GOLDEN BASEBALL LEAGUE MEDIA POLICIES

CREDENTIAL REQUESTS

TEAM

All requests for team press, broadcast and photo credentials should be directed, in writing, to the specified PR contact at the team at least 24 hours prior to the event. Credentials will be mailed if requests are received a week or more in advance. Otherwise, credentials may be picked up at the ticket booth at the stadium on the day of the event.

LEAGUE

All requests for League Wide press, broadcast and photo credentials must be made, in writing, to Kimberlee Kelso at the Golden Baseball League office. Requests should be made at least one week prior to the first date of access requested to insure for proper delivery time. Credentials issued by the league office will be valid for the entire 2006 season.

All requesting Golden Baseball League Media Credentials will be required to submit the following information via email or on company letterhead:

- Name
- Publication, Station, or other Media affiliation
- Publication, Station, or Media address
- Job Title
- Phone Number
- Fax Number
- Email Address

CREDENTIAL AND MEDIA POLICIES

1. All credentials are non-transferable.
2. Credentials should be displayed at all times while on stadium grounds.
3. Credentials are the property of the Golden Baseball League and may be revoked at any time.
4. By obtaining credentials, the bearer agrees to abide by the rules and regulations outlined on the credentials.
5. Administrators of Web sites whose content centers around message boards and chat rooms where users can post anonymous information and/or rumors are ineligible for any consideration for credentials or stadium access.
6. Media Credentials will serve as parking passes for members of the media
7. Credentials do not give to access to players for autograph purposes. Autograph seeking by members of the media is prohibited.

INTERVIEW POLICIES

Sit down player and coach interviews must be scheduled through the specified team PR contact. Interview requests must be made 24 hours in advance. Interviews for breaking news will be granted as soon as possible. Telephone interviews must be arranged through the team level offices.

MEDIA ACCESS TO SECURE STADIUM AREAS

FIELD – Only credentialed media members will be allowed on the field prior to and after Golden Baseball League games. All media must clear the field 20 minutes prior to the start of the game unless prior arrangements have been made with GBL Team staff.

DUGOUT – Media is not allowed in the team dugouts unless prior arrangements have been made with GBL Team Staff.

CLUBHOUSE - Media is not allowed in the team clubhouse unless prior arrangements have been made with GBL Team Staff.

TRAINING ROOMS – The Training Room/Area is always off limits to members of the media.

LEAGUE HISTORY

GOLDEN BASEBALL LEAGUE DEBUT IN 2005

The inaugural 2005 season for the upstart Golden Baseball League was full of high quality professional baseball, memorable and wacky promotions, historic international moments, and fun for families across the Western United States. The League was the vision of Dave Kaval and Amit Patel and started as a class project at the Stanford Graduate School of Business. The League's twin mission is to provide high quality affordable family entertainment while giving professional baseball players another chance to fulfill their dream to play in the Big Leagues.

Experienced managers with big league careers quickly joined the league to form the most accomplished slate of managers in independent baseball. Terry Kennedy, Garry Templeton, Darrell Evans, and Ozzie Virgil were all major league All-Stars. Warren Cromartie was the MVP of the Japan League, while Mark Parent, Les Lancaster, and Benny Castillo all had distinguished playing careers as well. Potential players flocked to the league with over 1400 registering online for the initial league-wide tryouts in Fullerton, CA in December of 2004, forcing the league to cut 1000 by email so the tryout could be manageable. A record 62 players were signed at that tryout, with seven of those player's contacts later purchased by major league organizations. The remaining roster spots were quickly filled with experienced minor leaguers and 15 ex-major leaguers. The ex-major leaguers included Rickey Henderson, who played the entire season with the San Diego Surf Dawgs.

Twenty-eight players from GBL rosters would be acquired by major league organizations prior to spring training of 2006, giving the league a superb reputation with players, agents, and scouts as a source of exceptional baseball talent. The league enjoyed extensive media exposure due to the unique nature of the league and a number of firsts or notable achievements. The USA Today, NY Times, LA Times, New Yorker Magazine, Forbes Magazine, San Francisco Chronicle, Sports Illustrated, Baseball America, Japan Times, CNN, ESPN, and numerous business publications and local newspapers featured the league and it's teams. The founding of the league out of Stanford Business School, the single-entity nature of the league, and the substantial financial resources were early stories. Rickey Henderson signing with the league, the development of the toughest drug testing program in U.S. professional sports, the inclusion of the first ever team from Japan to compete as a regular member of a U.S. professional sports league, and even the military siege and takeover of the league's team and stadium in Tijuana, Mexico made news around the world as the first season approached.

The 90-game season began on May 26th with league co-owner Pat Sajak throwing out the first pitch in Surprise, Arizona as the Surprise Fightin' Falcons battled the Japan Samurai Bears to kickoff the season. Split into two divisions – Arizona with Surprise, Mesa, Yuma, and Japan – California with Chico, Long Beach, Fullerton, and San Diego – four teams would reach the playoffs in a unique Championship Tournament to be held on Labor Day weekend at the end of August at Blair Field in Long Beach. San Diego started hot and built a big lead to take the California Division crown leading the entire season. In the Arizona Division, the Mesa Miners, led by manager Les Lancaster, who has taken his independent minor league teams to the playoffs in six of seven years he has managed, won the Division pennant after battling a strong Yuma squad that led much of the first half and a resurgent Surprise team that had the best record in the league over the last month. The two wildcard berths weren't nailed down until the next to last day of the season as the Long Beach Armada and the Chico Outlaws finished strong to reach the playoffs. In the Championship Game, the San Diego Surf Dawgs prevailed over the Mesa Miners to claim the inaugural Golden Baseball League title.

Notable individual achievements during the year include GBL MVP Desi Wilson (Surprise) with a .411 batting average and a 31-game hitting streak, GBL Pitcher of the Year Grant Gregg (Chico) with a 12-2 record and 1.97 ERA that garnered him Baseball America honors as well as a contract from the Chicago Cubs, Rookie Pitcher of the Year Manny Ayala (Mesa) with his 12-4 record as one of the youngest in the league at age 20 which earned him a contract with the San Diego Padres and a rise through their organization to Triple-A Portland in the Pacific Coast League at the time of this printing, Seth Johnson (Chico) and his no-hitter of the Japan Samurai Bears, and the Japan Samurai Bears who started slow winning just two of their first twenty games but came storming back to just miss the all-time record for most wins by a traveling team in independent baseball.

The fans provided tremendous support across the league as more than 450,000 turned out to cheer for their local team. The Yuma Scorpions and Chico Outlaws led the league in attendance. Memorable moments occurred across the league with Japanese cheering sections sprouting up in Long Beach and Fullerton, a penguin wandering through the stadium in 110-degree heat in Yuma, a world record for whoopee cushion sitting in Yuma, Peter O'Malley and Tommy Lasorda appearing in Long Beach at a number of games, dance teams, high school bands, wacky and fun mid-inning promotions for kids of all ages, fireworks, great baseball, and fun and affordable family entertainment enjoyed by all.

On the business side, the GBL utilized its regional nature to do several innovative deals with league wide sponsors. The league secured the largest non-naming rights deal ever done in minor league sports when Safeway came aboard as the league's presenting sponsor. Numerous deals were secured with equipment vendors that saw the value of sponsoring an entire league, as well as other regional businesses such as Southwest Airlines and Downey Savings. It's teams also were deeply involved in their local communities as they partnered with youth sports organizations, developed reading, math, and science programs with local schools, ran fundraisers for local charitable organizations, sponsored numerous non-profit organization's programs and events, and were active in the chamber of commerce and major charitable organizations in their markets.

2008 TEAM SCHEDULES



2008 CHICO OUTLAWS SCHEDULE



MAY						
Sun	Mon	Tue	Wed	Thu	Fri	Sat
				22 @YUM 7:05pm	23 @YUM 7:05pm	24 @YUM 7:05pm
25 @YUM 7:05pm	26	27	28	29 LB 7:05 pm	30 LB 7:05 pm	31

JUNE						
Sun	Mon	Tue	Wed	Thu	Fri	Sat
1 LB 6:05pm	2 OC 7:05pm	3 OC 7:05pm	4 OC 7:05pm	5 LB 7:05pm	6 LB 7:05pm	7
8 LB 6:05pm	9 @EDM 6:05pm	10 @EDM 6:05pm	11 @EDM 10:05am	12 @EDM 6:05pm	13 @CAL 1:30pm	14 @CAL 4:00pm
15 @CAL 12:30pm	16 CAL 7:05 pm	17 CAL 7:05 pm	18 CAL 7:05 pm	19 EDM 7:05 pm	20 EDM 7:05 pm	21
22 EDM 6:05 pm	23 @OC 7:05pm	24 @OC 7:05pm	25 @OC 7:05pm	26 @STG 6:05pm	27 @STG 6:05pm	28
29 @RNO 7:05pm	30					

☐ =Home Game
☐ =Away Game



Opponents

CAL Calgary Vipers
 EDM Edmonton Cracker Cats
 LB Long Beach Armada
 OC Orange County Flyers
 RNO Reno Silver Sox
 STG St. George Roadrunners
 YUM Yuma Scorpions

530-345-3210

chicooutlawsbaseball.com

JULY						
Sun	Mon	Tue	Wed	Thu	Fri	Sat
		1 @RNO 7:05pm	2 @RNO 7:05pm	3 @RNO 7:05pm	4 RNO 7:05 pm	5 RNO 7:05 pm
6 RNO 6:05 pm	7 OC 7:05 pm	8 OC 7:05 pm	9 OC 7:05 pm	10 YUM 7:05 pm	11 YUM 7:05 pm	12
13 YUM 6:05 pm	14 ALL STAR GAME	15	16	17	18 @CAL 6:00pm	19 @CAL(DH) 4:00pm
20 @CAL 12:30pm	21 @EDM 6:15pm	22 @EDM 6:05pm	23 @EDM 6:05pm	24 RNO 7:05 pm	25 RNO 7:05 pm	26
27 RNO (DH) 5:05 pm	28 @RNO 7:15pm	29 @RNO(DH) 7:05pm	30 @RNO 7:05pm	31 @RNO 7:05pm		

AUGUST						
Sun	Mon	Tue	Wed	Thu	Fri	Sat
					1 OC 7:05 pm	2 OC 7:05 pm
3 OC 6:05 pm	4 RNO 7:05pm	5 RNO 7:05 pm	6 RNO 7:05 pm	7 RNO 7:05 pm	8 @RNO 7:05pm	9 @RNO(DH) 5:00pm
10	11 STG 7:05 pm	12 STG 7:05 pm	13 STG 7:05 pm	14 STG 7:05 pm	15 YUM 7:05 pm	16 YUM 7:05 pm
17 YUM 6:05 pm	18 @LB 7:05pm	19 @LB 7:05pm	20 @LB 7:05pm	21 @LB 7:05pm	22 @STG 6:05pm	23 @STG 6:05pm
24	25 @YUM 7:05pm	26 @YUM 7:05pm	27 @YUM 7:05pm	28 STG 7:05pm	29 STG 7:05pm	30
31 STG 6:05 pm						



St. George Roadrunners



MAY						
Sun	Mon	Tue	Wed	Thu	Fri	Sat
				22 LB 7:05 pm	23 LB 7:05 pm	24 LB 7:05 pm
25	26 REHO 7:05 pm	27 REHO 7:05 pm	28 REHO 7:05 pm	29 REHO 7:05 pm	30 REHO 7:05 pm	31 REHO 7:05 pm

JUNE						
Sun	Mon	Tue	Wed	Thu	Fri	Sat
1	2 CAL 7:05pm	3 CAL 7:05pm	4 CAL 7:05pm	5 EDM 7:05pm	6 EDM (x2) 4:05pm	7 EDM (x2) 4:05pm
8	9 @CAL	10 @CAL	11 @CAL	12 @CAL	13 @EDM	14 @EDM
15 @EDM	16 @LB (x2)	17 @LB	18 @LB	19 @YUMA	20 @YUMA	21
22 @YUMA	23 YUMA 7:05pm	24 YUMA 7:05pm	25 YUMA 7:05pm	26 CHICO 7:05pm	27 CHICO 7:05pm	28 CHICO 7:05pm
29 @YUMA	30					



JULY						
Sun	Mon	Tue	Wed	Thu	Fri	Sat
		@YUMA 1	@YUMA 2	@YUMA 3	YUMA 4 7:05 pm	5 YUMA 7:05 pm
6 CAL 7:05pm	7 CAL 7:05 pm	8 CAL (x2) 4:05 pm	9 @OC	10 @OC	11 @OC (x2)	12 @OC (x2)
13	14 ALL STAR GAME	15	16 REHO 7:05pm	17 REHO 7:05pm	18 REHO 7:05pm	19 REHO 7:05pm
20 OC 7:05pm	21 OC 7:05pm	22 OC 7:05pm	23 OC 7:05pm	24 @YUMA	25 @YUMA	26
27 @YUMA	28 YUMA 7:05PM	29 YUMA 7:05PM	30 YUMA 7:05PM	31		

AUGUST						
Sun	Mon	Tue	Wed	Thu	Fri	Sat
					@REHO 1	@REHO 2
3 @REHO	4 @OC	5 @OC	6 @OC	7 @OC	8 @OC	9 OC 7:05PM
10 OC 7:05PM	11 @CHICO	12 @CHICO	13 @CHICO	14 @CHICO	15 @REHO	16 @REHO (x2)
17 YUMA 7:05PM	18 YUMA 7:05PM	19 YUMA 7:05PM	20 YUMA 7:05PM	21 YUMA 7:05PM	22 CHICO 7:05PM	23 CHICO 7:05PM
24 @REHO	25 @REHO	26 @REHO	27 @REHO	28 @REHO	29 @CHICO	30 @CHICO



2008 TEAM SCHEDULES



2008 SEASON SCHEDULE

MAY						
Sun	Mon	Tue	Wed	Thu	Fri	Sat
					OC 7:05 pm	OC 7:05 pm 24
OC 7:05 pm 25	26	@STG 27	@STG 28	29	@STG 30	@STG 31

JUNE						
Sun	Mon	Tue	Wed	Thu	Fri	Sat
1	2	3 LB 7:05 pm	4 LB 7:05 pm	5 OC 7:05 pm	6 OC 7:05 pm	7
8	9 LB 7:05 pm	10 LB 7:05 pm	11 LB 7:05 pm	12 @ OC	13 @ OC	14
15	16 EDM 7:05 pm	17 EDM 7:05 pm	18 EDM 7:05 pm	19 CAL 7:05 pm	20 CAL 7:05 pm	21
CAL 7:05 pm 22	23 @ CAL 24	@ CAL 25	@ CAL 26	@ EDM 27	@ EDM 28	
@ EDM 29	CHO 7:05 pm 30					

Opponents

CAL
EDM
LB
OC
CHO
STG
YUM

Calgary Vipers
Edmonton Cracker Cats
Long Beach Armada
Orange County Flyers
Chico Outlaws
St. George Roadrunners
Yuma Scorpions

■ = Home Game

□ = Away Game

JULY						
Sun	Mon	Tue	Wed	Thu	Fri	Sat
		CHO 7:05 pm 1	CHO 7:05 pm 2	CHO 7:05 pm 3	@ CHO 4	@ CHO 5
@ CHO 6	7 YUM 7:05 pm	8 YUM 7:05 pm	9 YUM 7:05 pm	10 @ LB	11 @ LB	12
@ LB 13	14	15	16 @ STG	17 @ STG	18 @ STG	19
20	21 LB 7:05 pm	22 LB 7:05 pm	23 LB 7:05 pm	24 @ CHO	25 @ CHO	26
@ CHO 27	CHO 7:05 pm 28	CHO 7:05 pm 29	CHO 7:05 pm 30	CHO 7:05 pm 31		

AUGUST						
Sun	Mon	Tue	Wed	Thu	Fri	Sat
					STG 7:05 pm 1	STG 7:05 pm 2
STG 7:05 pm 3	@ CHO 4	@ CHO 5	@ CHO 6	@ CHO 7	CHO 7:05 pm 8	CHO 7:05 pm 9
CHO 7:05 pm 10	@ YUM 11	@ YUM 12	@ YUM 13	@ YUM 14	STG 7:05 pm 15	STG 7:05 pm 16
STG 7:05 pm 17	18	@ EDM 19	@ EDM 20	@ EDM 21	@ CAL 22	CAL 23
@ CAL 24	STG 7:05 pm 25	STG 7:05 pm 26	STG 7:05 pm 27	STG 7:05 pm 28	@ YUM 29	2 YUM 30
@ YUM 31						



2008 SEASON SCHEDULE



MAY						
Sun	Mon	Tue	Wed	Thu	Fri	Sat
				22 CHO 7:00 pm	23 CHO 7:00 pm	24
25 O 9 pm	26	27 OC 7:05 pm	28 OC 7:05 pm	29 OC 7:00 pm	30 OC 7:00 pm	31

JUNE						
Sun	Mon	Tue	Wed	Thu	Fri	Sat
1	2 EDM 7:05 pm	3 EDM 7:05 pm	4 EDM 7:05 pm	5 CAL 7:00 pm	6 CAL 7:00 pm	7
8 L 9 pm	9 @OC 7:00 pm	@OC 7:00 pm 10	@OC 7:00 pm 11	@OC 7:00 pm 12	@ LB 7:00 pm 13	@ LB 7:00 pm 14
15 @LB 6:00 pm	16 @OC 7:05 pm	17 @OC 7:05 pm	18 @OC 7:05 pm	19 STG 7:00 pm	20 STG 7:00 pm	21
22 @STG 7:05 pm	23 @ STG 7:05 pm	@ STG 7:05 pm 24	25	26	27 OC 7:00 pm	28
29 OC 7:00 pm	30					

Opponents

CAL
EDM
LB
OC
CHO
RNO
STG
YUM

Calgary Vipers
Edmonton Cracker Cats
Long Beach Armada
Orange County Flyers
Chico Outlaws
Reno Silver Sox
St. George Roadrunners
Yuma Scorpions

■ = Home Game

□ = Away Game

JULY						
Sun	Mon	Tue	Wed	Thu	Fri	Sat
		1	2 STG 7:00 pm	3 STG 7:00 pm	@ STG 7:05 pm 4	@ STG 7:05 pm 5
6	7	@ RNO 7:05 pm 8	@ RNO 7:05 pm 9	@ RNO 7:05 pm 10	@ CHO 7:05 pm 11	@ CHO 7:05 pm 12
@ CHO 6:05 pm 13	14	15	16 @ EDM 7:05 pm	17 @ EDM 7:05 pm	18 @ EDM 7:05 pm	19
@ EDM 2:00 pm 20	@ CAL 7:05 pm 21	@CAL 7:05 pm 22	@CAL 7:05 pm 23	24	25	26 STG 7:00 pm
27 STG 6:00 pm	@STG 7:05 pm 28	@STG 7:05 pm 29	@STG 7:05 pm 30	LB 7:00 pm 31		

AUGUST						
Sun	Mon	Tue	Wed	Thu	Fri	Sat
					LB 7:00 pm 1	LB 7:00 pm 2
LB 6:00 pm 3	4 @ EDM 7:05 pm	@ EDM 7:05 pm 5	@ EDM 7:05 pm 6	@ EDM 7:05 pm 7	@ CAL 7:05 pm 8	@ CAL 7:05 pm 9
@ CAL 7:05 pm 10	11	RNO 6:00pm/ 8:30pm 12	RNO 7:00 pm 13	RNO 7:00 pm 14	@ CHO 7:05 pm 15	@ CHO 7:05 pm 16
17 @ CHO 6:05 pm	@ STG 7:05 pm 18	@ STG 7:05 pm 19	@ STG 7:05 pm 20	@ STG 7:05 pm 21	LB 7:00 pm 22	LB 7:00 pm 23
24 LB 6:00 pm	CHO 7:00 pm 25	CHO 7:00 pm 26	CHO 7:00 pm 27	28	RNO 7:00 pm 29	RNO 7:00 pm 30
RNO 6:00 pm 31						

2008 TEAM SCHEDULES



2008 SEASON SCHEDULE

MAY						
Sun	Mon	Tue	Wed	Thu	Fri	Sat
				@STG 7:05 pm	22 @STG 7:05 pm	23 @STG 7:05 pm
25	26	27	28	29	30 @CHO 7:05pm	31 @CHO 7:05pm

JUNE						
Sun	Mon	Tue	Wed	Thu	Fri	Sat
@CHO 6:00 pm	1	2	3	@RNO 7:05 pm	4 @RNO 7:05 pm	5 @CHO 7:05 pm
@CHO 6:00 pm	8	9	@RNO 7:05 pm	10 @RNO 7:05 pm	11 @RNO 7:05 pm	12 YUM 7:05 pm
13 YUM 6:00 pm	14 YUM 6:00 pm	15 YUM 6:00 pm	16 STG-STD 7:05 pm	17 STG 7:05 pm	18 STG 7:05 pm	19 OC 7:05 pm
20 OC 6:00 pm	21 OC 6:00 pm	22 @EDM 7:05 pm	23 @EDM 7:05 pm	24 @EDM 7:05 pm	25 @EDM 7:05 pm	26 @CAL 7:05 pm
27 @CAL 7:05 pm	28 @CAL 7:05 pm	29 @CAL 7:05 pm	30 @CAL 7:05 pm	31 @CAL 7:05 pm		

Opponents

CAL
EDM
OC
CHO
RNO
STG
YUM

Calgary Vipers
Edmonton Cracker Cats
Orange County Flyers
Chico Outlaws
Reno Silver Sox
St. George Roadrunners
Yuma Scorpions

■ = Home Game

□ = Away Game

JULY						
Sun	Mon	Tue	Wed	Thu	Fri	Sat
		@OC 7:05 pm	1 @OC 7:05 pm	2 @OC 7:05 pm	3 CAL 7:05 pm	4 CAL 7:05 pm
CAL 7:05 pm	6 EDM 7:05 pm	7 EDM 7:05 pm	8 EDM 7:05 pm	9 EDM 7:05 pm	10 RNO 7:05 pm	11 RNO 7:05 pm
12 RNO 7:05 pm	13 RNO 7:05 pm	14 ALL STAR GAME	15 ALL STAR GAME	16 @RNO 7:05 pm	17 @RNO 7:05 pm	18 @RNO 7:05 pm
19 @OC 7:05 pm	20 @OC 7:05 pm	21 @RNO 7:05 pm	22 @RNO 7:05 pm	23 @RNO 7:05 pm	24 CAL 7:05 pm	25 CAL 7:05 pm
26 CAL 7:05 pm	27 EDM 7:05 pm	28 EDM 7:05 pm	29 EDM 7:05 pm	30 EDM 7:05 pm	31 YUM 7:00 pm	

AUGUST						
Sun	Mon	Tue	Wed	Thu	Fri	Sat
					@YUM 7:00 pm	1 @YUM 7:00 pm
@YUM 6:00 pm	3 @YUM 6:00 pm	4 @CAL 7:05 pm	5 @CAL 7:05 pm	6 @CAL 7:05 pm	7 @CAL 7:05 pm	8 @EDM 7:05 pm
9 @EDM 7:05 pm	10 @EDM 7:05 pm	11 @EDM 7:05 pm	12 @EDM 7:05 pm	13 @EDM 7:05 pm	14 @EDM 7:05 pm	15 @EDM 7:05 pm
16 @EDM 7:05 pm	17 @EDM 7:05 pm	18 @EDM 7:05 pm	19 @EDM 7:05 pm	20 @EDM 7:05 pm	21 @EDM 7:05 pm	22 @EDM 7:05 pm
23 @EDM 7:05 pm	24 @EDM 7:05 pm	25 @EDM 7:05 pm	26 @EDM 7:05 pm	27 @EDM 7:05 pm	28 @EDM 7:05 pm	29 @EDM 7:05 pm
30 @EDM 7:05 pm	31 @EDM 7:05 pm					



2008 SEASON SCHEDULE

MAY						
Sun	Mon	Tue	Wed	Thu	Fri	Sat
				22 @EDM 7:05 pm	23 @EDM 7:05 pm	24 @EDM 7:05 pm
25 @EDM 6:00 pm	26 @EDM 7:00 pm	27	28 EDM 7:05 pm	29 EDM 7:05 pm	30 EDM 7:05 pm	31 EDM 5:05 pm

JUNE						
Sun	Mon	Tue	Wed	Thu	Fri	Sat
EDM 1:35 pm	1	2 @STG 7:05pm	3 @STG 7:05 pm	4 @STG 7:05 pm	5 @YMA 7:05 pm	6 @YUM 7:05 pm
7 @YUM 6:00 pm	8 @YUM 6:00 pm	9 @YUM 6:00 pm	10 @YUM 6:00 pm	11 @YUM 6:00 pm	12 @YUM 6:00 pm	13 @YUM 6:00 pm
14 @YUM 6:00 pm	15 @YUM 6:00 pm	16 @YUM 6:00 pm	17 @YUM 6:00 pm	18 @YUM 6:00 pm	19 @YUM 6:00 pm	20 @YUM 6:00 pm
21 @YUM 6:00 pm	22 @YUM 6:00 pm	23 @YUM 6:00 pm	24 @YUM 6:00 pm	25 @YUM 6:00 pm	26 @YUM 6:00 pm	27 @YUM 6:00 pm
28 @YUM 6:00 pm	29 @YUM 6:00 pm	30 @YUM 6:00 pm	31 @YUM 6:00 pm			

Opponents

EDM
OC
LB
CHO
RNO
STG
YUM

Edmonton Cracker Cats
Orange County Flyers
Long Beach Armada
Chico Outlaws
Reno Silver Sox
St. George Roadrunners
Yuma Scorpions

■ = Home Game

□ = Away Game

JULY						
Sun	Mon	Tue	Wed	Thu	Fri	Sat
		@EDM 7:00 pm	1 EDM 7:00 pm	2 EDM 7:00 pm	3 EDM 7:00 pm	4 EDM 7:00 pm
5 @LB 8:00 pm	6 @LB 8:00 pm	7 @STG 7:00 pm	8 @STG 7:00 pm	9 @STG 7:00 pm	10 @EDM 7:00 pm	11 @EDM 7:00 pm
12 @EDM 7:00 pm	13 @EDM 7:00 pm	14 ALL STAR GAME	15 ALL STAR GAME	16 @EDM 7:00 pm	17 @EDM 7:00 pm	18 @EDM 7:00 pm
19 @EDM 7:00 pm	20 @EDM 7:00 pm	21 @EDM 7:00 pm	22 @EDM 7:00 pm	23 @EDM 7:00 pm	24 @EDM 7:00 pm	25 @EDM 7:00 pm
26 @EDM 7:00 pm	27 @EDM 7:00 pm	28 @EDM 7:00 pm	29 @EDM 7:00 pm	30 @EDM 7:00 pm	31 @EDM 7:00 pm	

AUGUST						
Sun	Mon	Tue	Wed	Thu	Fri	Sat
					EDM 7:00 pm	1 EDM 7:00 pm
2 @EDM 7:00 pm	3 @EDM 7:00 pm	4 @EDM 7:00 pm	5 @EDM 7:00 pm	6 @EDM 7:00 pm	7 @EDM 7:00 pm	8 @EDM 7:00 pm
9 @EDM 7:00 pm	10 @EDM 7:00 pm	11 @EDM 7:00 pm	12 @EDM 7:00 pm	13 @EDM 7:00 pm	14 @EDM 7:00 pm	15 @EDM 7:00 pm
16 @EDM 7:00 pm	17 @EDM 7:00 pm	18 @EDM 7:00 pm	19 @EDM 7:00 pm	20 @EDM 7:00 pm	21 @EDM 7:00 pm	22 @EDM 7:00 pm
23 @EDM 7:00 pm	24 @EDM 7:00 pm	25 @EDM 7:00 pm	26 @EDM 7:00 pm	27 @EDM 7:00 pm	28 @EDM 7:00 pm	29 @EDM 7:00 pm
30 @EDM 7:00 pm	31 @EDM 7:00 pm					



2008 TEAM SCHEDULES



2008 SEASON SCHEDULE

MAY									
Sun	Mon	Tue	Wed	Thu	Fri	Sat			
				22	CAL 7:05 pm	23	CAL 7:05 pm	24	
CAL 1:35 pm	25	CAL 7:05 pm	26	27	@ CAL 7:05 pm	28	@ CAL 7:05 pm	29	@ CAL 7:05 pm

JUNE											
Sun	Mon	Tue	Wed	Thu	Fri	Sat					
@ CAL 7:05 pm	1	2	@ YUM 7:05 pm	3	@ YUM 7:05 pm	4	@ YUM 7:05 pm	5	@ STG 7:05 pm	6	@ STG 7:05 pm
8	9	CHO 7:05 pm	10	CHO 11:05 am	11	CHO 7:05 pm	12	STG 7:05 pm	13	STG 7:05 pm	14
15	16	17	18	19	20	21					
STG 1:35 pm		@ RNO 8:05 pm	@ RNO 8:05 pm	@ RNO 8:05 pm	@ RNO 8:05 pm	@ RNO 8:05 pm					
22	23	24	25	26	27	28					
@ RNO 8:05 pm		LB 7:05 pm	LB 7:05 pm	LB 7:05 pm	RNO 7:05 pm	RNO 7:05 pm					
29	30										
RNO 1:35 pm	CAL 8:05 pm										

Opponents

CAL
OC
LB
CHO
RNO
STG
YUM

Calgary Vipers
Orange County Flyers
Long Beach Armada
Chico Outlaws
Reno Silver Sox
St. George Roadrunners
Yuma Scorpions

■ = Home Game

□ = Away Game

JULY											
Sun	Mon	Tue	Wed	Thu	Fri	Sat					
		CAL 7:05 pm	1	@ CAL 7:05 pm	2	@ CAL 7:05 pm	3	@ OC 8:05 pm	4	@ OC 8:05 pm	5
6	@LB 8:05 pm	7	@LB 8:05 pm	8	@LB 8:05 pm	9	CAL 7:05 pm	10	CAL 7:05 pm	11	CAL 7:05 pm
CAL 1:35 pm	13	14	15	16	17	18	19	20	21	22	23
			ALL STAR GAME		YUM 7:05 pm	YUM 7:05 pm	YUM 7:05 pm	YUM 7:05 pm	YUM 7:05 pm	YUM 7:05 pm	YUM 7:05 pm
YUM 1:35 pm	20	YUM 7:05 pm	21	22	YUM 7:05 pm	23	24	25	26	27	28
27	OC 8:05 pm	28	OC 8:05 pm	29	30	31					

AUGUST												
Sun	Mon	Tue	Wed	Thu	Fri	Sat						
					@ CAL 7:05 pm	1	@ CAL 7:05 pm	2				
@ CAL 7:05 pm	3	4	YUM 7:05 pm	5	YUM 7:05 pm	6	YUM 7:05 pm	7	LB 7:05 pm	8	LB 7:05 pm	9
10	LB 1:35 pm	11	@ OC 8:05 pm	12	@ OC 8:05 pm	13	@ OC 8:05 pm	14	@ OC 8:05 pm	15	@ OC 8:05 pm	16
17	@ OC 8:05 pm	18	RNO 7:05 pm	19	RNO 7:05 pm	20	RNO 7:05 pm	21	OC 7:05 pm	22	OC 7:05 pm	23
24	OC 1:35 pm	25	@ CAL 7:05 pm	26	@ CAL 7:05 pm	27	@ CAL 7:05 pm	28	CAL 7:05 pm	29	CAL 7:05 pm	30
31	CAL 2:00 pm											



2008 SEASON SCHEDULE

MAY						
Sun	Mon	Tue	Wed	Thu	Fri	Sat
				22	@RNO 7:05 pm	23 @RNO 5:00 pmDH
25	26	27	@ YUM 7:05 pm	28 @ YUM 7:05 pm	29 @ YUM 7:05 pm	30 @ YUM 7:05 pm
						31

JUNE												
Sun	Mon	Tue	Wed	Thu	Fri	Sat						
1	@CHO 7:05 pm	2	@CHO 7:05pm	3	CHO 7:05 pm	4		5	@RNO 7:05 pm	6	RNO 7:05 pm	7
8	9	YUM 7:05 pm	10	YUM 7:05 am	11	YUM 7:05 pm	12	RNO 7:05 pm	13	RNO 5:05pmDH	14	
15	16	YUM 7:05 pm	17	YUM 7:05 pm	18	YUM 7:05 pm	19	20	@LB 7:05 pm	@LB 7:05pm	21	
22	@LB 7:05 pm	23	CHO 7:05 pm	24	CHO 7:05 pm	25	26	@YUM 7:05 pm	27	YUM 7:05 pm	28	
29	@YUM 7:05 pm	30	@YUM 7:05 pm									

Opponents

CAL
EDM
LB
CHO
RNO
STG
YUM

Calgary Vipers
Edmonton Cracker Cats
Long Beach Armada
Chico Outlaws
Reno Silver Sox
St. George Roadrunners
Yuma Scorpions

■ = Home Game

□ = Away Game

JULY						
Sun	Mon	Tue	Wed	Thu	Fri	Sat
		LB 7:05 pm	1 LB 7:05 pm	2 LB 7:05 pm	3 EDM 8:05 pm	4 EDM 5:00 pmDH
6 @CHO 7:05 pm	7 @CHO 7:05 pm	8 @CHO 7:05 pm	9 STG 7:05 pm	10 STG 7:05 pm	11 STG 7:05 pm	12 STG 7:05 pm
13	14 ALL STAR GAME	15	16 @LB 7:05 pm	17 @LB 7:05 pm	18 LB 7:05 pm	19
@LB 5:05 pm DH	20 @STG 7:05 pm	21 @STG 7:05 pm	22 @STG 7:05 pm	23 @STG 7:05 pm	24 EDM 5:00 pmDH	25 EDM 5:05 pm
26	27 CAL 7:05 pm	28 CAL 7:05 pm	29 CAL 5:00 pmDH	30	31	

AUGUST													
Sun	Mon	Tue	Wed	Thu	Fri	Sat							
					@ CHO 7:05 pm	1	@ CHO 7:05 pm	2					
@ CHO 7:05 pm	3	STG 7:05 pm	4	STG 7:05 pm	5	STG 7:05 pm	6	STG 7:05 pm	7	STG 7:05 pm	8	STG 7:05 pm	
10	@STG 7:05 pm	11	EDM 7:05 pm	12	EDM 7:05 pm	13	EDM 7:05 pm	14	CAL 7:05 pm	15	CAL 7:05 pm	16	
17	@ CAL 7:05 pm	18	@ CHO 7:05 pm	19	@ CAL 7:05 pm	20	@ CAL 7:05 pm	21	@ EDM 7:05 pm	22	@ EDM 7:05 pm	23	
24	@ EDM 2:00 pm	25	@ LB 7:05 pm	26	@ LB 7:05 pm	27	@ LB 7:05 pm	28	@ LB 7:05 pm	29	LB 7:05 pm	30	
31	@ LB 7:05 pm												