

CHAPTER 7

DISTINGUISHING INSIGNIA

Contents	Para No/Page No
General - Authorised Badges	Para 0701
Distinctive Shoulder Boards (& Illustrations)	Para 0702 - 0705
Officers Rank Badges	Para 0706
Regulations and Positioning of Officer Rank Badges	Para 0707
Gold Rank Lacing	Para 0708
<i>Illustrations</i> – Officers Rank Badges	Page 7-8
<i>Illustrations</i> – Officers Hat Badges	Page 7-9/10/11
Airmen & Airwomen Rank Badges	Para 0709 - 0710
Sleeve and Shoulder Badges	Para 0711
Regulations and Positioning of Rank Badges	Page 7-15
<i>Illustrations</i> – Airmen & Airwomen Sleeve Badges	Page 7-16
<i>Illustrations</i> – Airmen & Airwomen Shoulder/Epaulette Rank Slides	Page 7-17
<i>Illustrations</i> – Airmen & Airwomen Hat Badges	
Qualification Badges	Para 0712 - 0714
Flying Badges	Para 0715 - 0716
Parachutist badges	Para 0717
Air Steward	Para 0718
Flight Medical Badges	Para 0719
Mountain Rescue	Para 0720 - 0721
Explosive Ordnance Disposal	Para 0722
Marksman	

Drum Major
Voluntary Bandsman
Trumpeter
Qualification Badges – Warm Weather Uniform
Illustrations – Flying Badges
Illustrations – Other Qualification Badges

Para 0723
Para 0724
Para 0725
Para 0726
Page 7-23
Page 7-24/25

Branch and Trade Group and Trade Badges

Medical & PMRAFNS
Identification Badges – PMRAFNS (Non Commissioned Element)
Dental
Chaplains
Honorary Chaplain to the Sovereign
Chaplains Assistant
RAF Regiment
Provost Officers & RAF Police
Musicians – Established Bands
Physical Training Instructors
Telecommunications Trade
Illustrations – Branch and Trade Badges

Para 0727
Para 0728
Para 0729
Para 0730
Para 0731
Para 0732
Para 0733
Para 0734
Para 0735
Para 0736
Para 0737
Page 7-31/32

Distinguishing Badges – for the Royal Auxiliary Air Force

Officers
Airmen

Para 0738
Para 0739

Distinguishing Badges - RAF Volunteer Reserve Training Branch

RAF Volunteer Reserve Training Branch

Para 0740

Other Badges

Gliding instructor badges

Duty Armlets

RAF College Initial Officer Training

University Air Squadrons

University Air Cadets

Recruit Training Establishments

Illustrations – Royal Auxiliary Air force – Distinguishing and Qualification Badges

Illustrations – Duty Armlets

Para 0741

Para 0742

Para 0743

Para 0744

Para 0745

Para 0746

Page 7 – 35

Page 7 – 36

General

0701. Only authorised RAF badges (including aircrew badges) are to be worn on RAF and PMRAFNS uniforms, except that personnel serving on posted tours of duty at NATO HQs, may wear the approved detachable insignia for these headquarters. Only formation badges as approved by the RAF Clothing and Dress Policy Committee may be worn on CS95. A list of the authorised formation badges is available on the UCPSM web page.

Distinctive Shoulder Boards – Officers

0702. Marshals of the Royal Air Force (MRAF). Distinctive shoulder boards are worn by Marshals of the Royal Air Force on the greatcoat and with No 1A, 6, 8 and 8A SD uniforms. The greatcoat version is faced with blue-grey crombie cloth and blue/grey barathea is specified for the shoulder straps of No 1A, 8 and 8A SD uniforms, a stone coloured worsted polyester version is worn with the No 6 SD.



Worn by MRAF on Greatcoat, No1A, 6, 6A, 8 and 8A SD jackets – Example Shown is Air ADC

0703. Ceremonial Shoulder Boards. When in 1A SD, distinctive unranked ceremonial shoulder boards are worn by AVM and above and those officers assigned to the 1 Star posts of Comdt RAFC Cranwell, Air Officer Wales and Air Officer Scotland. When a greatcoat is worn with No 1A or No 5 SD, detachable gold ranked shoulder straps in Crombie material are worn.



AVM & above (Not MRAF) No 1A SD Ceremonial Shoulder Board
(Example shown is ADC)



AVM & above (Not MRAF) Ceremonial Shoulder Board for Greatcoat

0704. Plain Shoulder Boards. With in No 1 SD, plain shoulder boards are worn by; officers entitled to wear aiguillettes and/or the Royal Cypher, AVMs and above, DNS (RAF) and those officers assigned to the 1 Star posts of Comdt RAFC Cranwell, Air Officer Wales and Air Officer Scotland.



Example shown is ADC

0705. With No 5 SD, sewn in plain shoulder straps in Venetian cloth are worn by officers entitled to wear aiguillettes and/or the Royal Cypher, AVMs and above, DNS (RAF) and those officers assigned to the 1 Star posts of Comdt RAFC Cranwell, Air Officer Wales and Air Officer Scotland

Rank Badges - Officers

0706. The rank identification for officers on No 1, 1A, 2, 3, 6, 6B and 7 SD uniforms is light blue on black braid in three widths: narrow – $\frac{1}{4}$ " (6mm) for plt off; medium – $\frac{9}{16}$ " (1.4 cm) for fg off and broad – 2" (5.1 cm) for air cdre. Ranking for all other officers is a varied combination of these basic braids (as illustrated in at page 7-8).

0707. Positioning of Officer Rank Badges.

a. Jacket Sleeves, No 1 and 1A SD. All officers wear rings of black and blue ranking braid as appropriate to their rank, the centre of the braid being $3\frac{3}{4}$ " (9.5 cm) from the bottom of the cuff.

b. Shoulder Slides for the No 2, 6 and 7 SD & Outerwear. The bottom row of composite braid should be at the base of the strap. For plt off and fg off, the braid should be mounted centrally on a backing material matching the host garment.


c. Rank Slides for (No 3 SD) CS 95. Appropriate rank slides are to be worn on the "front rank epaulette" of the CS 95 and desert DP jacket and shirts.

d. Provost and RAF Regiment Officers. The base of 'RAFP' and 'RAF Regiment' shoulder slides is to be aligned with the base of the shoulder strap. RAF Regiment OG ranks slides are not to be worn with CS95 or Desert DP. Rank braiding is to be set $\frac{1}{16}$ " (2mm) above the top of the RAFP slide and the upper letters of the Regiment slide.

0708. Gold Lace Ranking. Full width gold ranking lace is worn on the sleeve of the RAF No 5 SD composed as prescribed for No 1 SD. Excepting MRAF (see para 0703), half-width gold lace is worn on the shoulder straps of No 6A, 8, 8A SD uniforms and greatcoats worn as specified in para 0704.

OFFICERS RANK BADGES

AIR OFFICERS




Marshal Royal Air Force



Air Chief Marshal



Air Marshal




Air Vice Marshal



Air Commodore


GROUP CAPTAIN AND BELOW



Group Captain




Wing Commander



Squadron Leader



Flight Lieutenant



Flying Officer



Pilot Officer

OFFICERS HATS AND BADGES

AIR OFFICERS



Air Officer (male) No 1 SD Hat

Females have same insignia but on Female style SD Hat



PMRAFNS Female AO



Beret



Optional AO Forage Cap

GROUP CAPTAIN



Group Captain (male) No 1 SD Hat
Females have same insignia but on Female style SD Hat



PMRAFNS Group Captain



Beret



Forage Cap

WING COMMANDER AND BELOW



Male No 1 SD Hat



Female No 1 SD Hat
(Female WO wear this hat with WO Badge)



PMRAFNS Female



Beret



Optional Forage Cap

Rank Badges – Airmen And Airwomen

0709. Sleeves and Shoulder Rank Badges. Sleeve badges are embroidered in light blue, on backgrounds of dark blue felt. Shoulder and front epaulette rank badges (rank slides) are in similar colour combinations, but of woven material and are worn on all working dress uniforms and operational clothing uniforms in both temperate and warm weather climates.

0710. Rank Badges Description

a. **Warrant Officer.** The Royal Arms.

b. **Master Aircrew.** A gilded metal eagle within embroidered laurel leaves surmounted by the Royal Arms. Provided in left and right arm badges, eagle is always to point to the rear. Metal components of sleeve rank badge are not to be worn on the No 6 SD jacket, outerwear or flying clothing.

c. **Flight Sergeant (Ground).** A 3-bar chevron surmounted by a crown. The base of the crown is to be $\frac{1}{8}$ " (3mm) above a horizontal line joining upper tips. The metal crown is only to be worn on the No 1 SD jacket, an embroidered crown is provided for the greatcoat.

d. **Flight Sergeant Aircrew.** An eagle and 3-bar chevron surmounted by a crown. Tips of the aircrew eagles wings are to be horizontally in line $\frac{1}{8}$ " (3mm) below the upper points of the chevrons, the crown is to be centred $\frac{1}{4}$ " (6mm) above the eagle. In all cases the eagle is to face to the rear. The metal eagle and crown are only to be worn on the No 1 SD Jacket, embroidered versions are provided for the greatcoat.

e. **Chief Technician.** A 3-bar chevron surmounted by a 4-bladed propeller. The propeller is to be positioned with blades diagonally, as in the cross of St Andrew, with the centre of the propeller boss $\frac{1}{2}$ " (1.2 cm) above a horizontal line joining the upper tips of the chevrons.

f. **Sergeant.** A 3-bar chevron.

g. **Sergeant Aircrew.** A 3-bar chevron surmounted by an eagle. Tips of the aircrew eagles wings are to be horizontally in line $\frac{1}{8}$ " (3mm) below the upper points of the chevrons. In all cases the eagle is to face to the rear. Metal components of sleeve rank badge are not to be worn on the No 6 SD jacket, outerwear or flying clothing.

- h. **Corporal.** A 2-bar chevron.
- i. **Junior Technician.** A 4-bladed propeller, worn with the blades of the propeller diagonally, as in the cross of St Andrew.
- j. **Senior Aircraftman/woman.** A 3-bladed propeller, worn with one blade vertical, in the form of the letter Y. SAC Technicians wear the same badge but the 3 blade propeller is encompassed within a circle.
- k. **Leading Aircraftman/woman.** A 2-bladed horizontal propeller.

0711. Regulations for the Wearing of Rank Badges by Airmen and Airwomen.

a. Sleeve Rank badges described above are to be worn as follows:

(1) By all ranks on the No 1 SD jacket.

(2) By all ranks on greatcoats issued on long-term loan. On pool greatcoats loaned for a particular ceremonial occasion, only WO and NCO badges are to be worn.

(3) By WOs and SNCOs on No 5 and 8 SD (Mess Dress). The gold-embellished, single rank badge is worn on the right sleeve only, in the position prescribed for No 1 SD.

b. Positioning of Sleeve Rank Badges. On authorised garments, except Mess Dress, sleeve rank badges are to be displayed centrally on the outer face of both sleeves and positioned as follows:

(1) WO - centre off badge 6½" (16.5 cm) from sleeve bottom.

(2) SNCO/JNCO - lowest point of chevrons 9½" (24.1 cm) from the shoulder seam.

(3) Junior ranks – centre of propeller bosses aircraftmen/women 6" (15.2 cm) from the shoulder seam.

c. Shoulder/Chest Epaulette Rank Slides. Shoulder rank slide badges are to be worn by all ranks on the rank epaulette (shoulder or chest) of appropriate garments. They should be neatly folded to the width of the shoulder strap, with the badge motif centrally positioned. All ranks RAFP and RAF Regt WOs' & SNCOS when employed in No 2 SD modes are to wear their distinctive RAFP or RAF Regt ranks slides. RAFP and RAF Regt are to have the rank braiding ranks slides set $\frac{1}{16}$ " (2mm) above the top of the RAFP slide and the upper letters of the Regiment slide. RAF Regiment OG ranks slides are not to be worn with CS95.

ARM RANK BADGES FOR NON-COMMISSIONED PERSONNEL



WO



MACR



FS - No 1 SD



FS Greatcoat



FS Aircrew - No 1 SD



Chf Tech



Sgt



Sgt Aircrew



Cpl



Jnr Tech



SAC



SAC (T)



LAC

SHOULDER/EPAULETTE RANK SLIDES



WO



MACR
(Right Hand)



FS



FS Aircrew
(Left Hand)



Chf Tech



Sgt



Sgt Aircrew
(Left Hand)



Cpl



Jnr Tech



SAC (T)



SAC



LAC

HATS AND BADGES – AIRMEN AND AIRWOMEN



WO No 1 SD Hat



Airmen No 1 SD Hat
(See Note)



Airwomen No 1 SD
(Female WO may wear this with
WO Hat Badge)



PMRAFNS Airwomen



Beret with Airman's Badge
(WO wear this with miniature WO Badge)



Optional Forage Cap
(WO wear this with miniature WO Badge)

Note: RAF Police personnel of the rank of WO and below wear a white-topped No 1 SD Hat when wearing all variations of No 1 or 2 SD uniforms.

Qualification Badges

0712. Flying & Parachute Badges. This section deals with those flying badges (QR J727 & 728) and Parachute badges (QR 434 – 436) currently in issue

BADGE	DESCRIPTION
Pilot.	Wings of drab silk embroidery with monogram 'RAF' in centre, surrounded by laurel leaf of brown silk and surmounted by a crown – on dark blue melton cloth.
Navigator.	The letter 'N' of drab silk surrounded by a laurel leaf of brown silk with an outspread drab silk wing 2½" (6.35 cm) long – on dark blue melton cloth.
Air Electronics Officer] As for Navigator, but with alternative letters, in brackets. (See Note)
or Operator (AE)	
Air Engineer (E)	
Air Loadmaster (LM)	
<p>Note. With effect 1 Apr 03 the range of 5 aircrew brevets for rear crew personnel were replaced by the single rear crew brevet (see below). Those aircrew who were already qualified to wear old style individual brevets can opt to wear the new brevet or retain the old style but there will be no further provisioning of the current brevet.</p>	
Rear Aircrew Brevet.	The monogram ‘RAF’ in drab silk surrounded by a laurel leaf of brown silk, surmounted by a crown with an outspread drab silk wing 2½" (6.35 cm) long – on dark blue melton cloth. Introduced 1 Apr 03 to replace Navigator, Air Electronics Officer/Operator, Air Engineer and Air Loadmaster. (See Note Above).
Fighter Controller (FC).	The letters ‘FC’ of drab silk surrounded by a laurel leaf of brown silk with an outspread drab silk wing 2½" (6.35 cm) long – on dark blue melton cloth.
Airborne Technician (AT).	The letters ‘AT’ of drab silk surrounded by a laurel leaf of brown silk with an outspread drab silk wing 2½" (6.35 cm) long – on dark blue melton cloth.

**Preliminary – Flying.
(Pilot - QR 728)** Eagle of drab silk embroidery – on dark blue melton cloth.

**Parachute Jump
Instructor.** (Honorary Aircrew Status, QR 434). A small parachute in drab silk surrounded by a laurel leaf with an outspread drab silk wing 2½" (6.35 cm) long – on dark blue melton cloth.

0713. When entitled to wear one of the flying badges described at Para 0713, it is to be worn on the left breast of the No 1, 1A, 6 uniform jacket immediately and centrally above the top line of conventional breast pockets (when fitted) and in a corresponding position on the heavy jersey, women's dresses. They are not worn on No 3 Dress (CS 95, etc). When medal ribbons are worn, flying badges are to be placed directly above the top row of medal ribbons, with a space of ¼" (6.5 mm) between the lowest part of the badge and the upper edge of ribbon(s).

a. A flying badge, being a qualification badge, is not to be regarded as either a decoration or the equivalent of a regimental badge. Service personnel are not to wear any of the badges listed above and in QRs unless authority for them to do so has been granted in accordance with the regulations prescribed from time to time by the Defence Council.

b. An officer, on ceasing to be employed on flying duties, and an airman on being remustered to a ground trade, unless ordered otherwise, may elect to wear any of the badges for which he has been previously qualified.

c. A foreign flying badge is not to be worn with RAF uniform. This regulation does not preclude RAF personnel from accepting the presentation of a foreign flying badge.

0714. Flying badges worn with No 5 and 8 SD (Mess Dress) are to be half size, gold embroidered on blue/grey material. The badge is positioned on the left lapel with the top of the centre of the badge 1½" (3.8 cm) below the inner end of the collar step opening.

Other Qualification Badges

0715. Parachutist Badge With Wings (see QR 435). The parachutist badge with wings depicts an opened parachute flanked by a pair of wings. The parachute is embroidered in white and the wings in light blue. When authorised the badge is to be worn on the right sleeve, with the badge centre 3" (7.6 cm) below the shoulder seam on No 1, 1A SD, 2 SD jersey, CS 95 jacket and shirt, 4, 6 and 6A SD. A small gold embroidered version is to be worn on No 5, 5A and 8 SD uniforms in the same position.

0716. Parachutist Badge Without Wings (see QR 435). The parachutist badge without wings consists of an opened parachute in white on a circular background. The badge is to be worn by qualified officers and airmen in the same manner as for the parachutist badge with wings.

0717. Air Steward Badge. The badge design is a pair of wings in light blue silk with a central motif of the letters 'AS'. It is to be worn on the right sleeve of No 1 SD, No 2 SD jersey and 6 SD (when issued), centrally positioned, with the top of the central motif 4" (10.2 cm) below the shoulder seam.

0718. Flight Medical Badges.

a. Flight Medical Officer (FMO) Badge. The badge depicts a central design of brown staff and gold serpents flanked by white wings. It is to be worn by authorised officers on the right sleeve of the jacket of No 1 or 6 SD Jacket (it is not worn on No 6 Frocks), centred 4" (10.2 cm) below the shoulder and in a similar position on the No 2 SD jersey and flying clothing. A miniature gold embroidered version may be worn in the same position on No 5 and 8 SD. An officer entitled to wear this badge and the parachutist badge with wings, is to wear only the FMO badge.

b. Flight Nursing Officers (FNO) and Flight Nurse (FN) Badge. The badge design is a pair of wings in light blue silk with gold laurel leaves imposed through them. A red and gold silk crown tops a central motif of a red cross encircled on white background. It is to be worn by authorised personnel on the right sleeve of the jacket of No 1 or 6 SD Jacket (it is not worn on No 6 Frocks). It is centred 4" (10.2 cm) below the shoulder and in a similar position on the No 2 jersey and flying clothing. A miniature gold embroidered version may be worn in the same position on No 5 and 8 Dress. When worn by FS on No 1, No 5, or No 6 SD, the badge is to be positioned on the right sleeve of the respective uniform with the lower point of the badge 2 inches from the cuff in line with the point of the chevrons.

c. Flight Nursing Attendant Badge. This is similar to the air stewards' badge except that the central motif is a red cross on a light blue background and, with the exception of FS ranks in No 1 SD, No 6 SD (it is not worn on No 6 Frocks) or No 5 SD, is to be worn as prescribed for the air stewards' badge. When worn by FS on No 1, No 5, or 6 SD, the badge is to be positioned on the right sleeve of the respective uniform with the lower point of the badge 2 inches from the cuff in line with the point of the chevrons. This badge is not worn on No 6 Frocks.

0719. Mountain Rescue Badge. The RAF Mountain Rescue badge is worn by officers and airmen who are serving or have served on an RAF Mountain Rescue Team and have passed the qualifying requirements detailed in PAM (Air) 299 and the Mountain Rescue Service Training Record Book. The badge is to be worn as follows:

- a. By officers and WOs on the right sleeve of the No 1 SD jacket, with the top edge of the badge background 4" (10.2 cm) below the shoulder seam.
- b. By NCOs and airmen on the right sleeve of the No 1 SD jacket, with the base of the badge background 4" (10.2 cm) from the bottom edge of the sleeve.
- c. By all ranks, on the right sleeve of the No 2 SD jersey, with the base of the badge background 4" (10.2 cm) from the bottom edge of the sleeve.
- d. Officers and WOs may wear a gold embroidered Mountain Rescue badge on the right sleeve of the No 5 SD jacket with the top edge of the badge background 4" (10.2 cms) below the shoulder seam.
- e. SNCOs may wear a gold embroidered Mountain Rescue badge on the right sleeve of the No 5 SD jacket with with the base of the badge background 4" (10.2 cm) from the bottom edge of the sleeve.

0720. Explosive Ordnance Disposal (EOD) Badge. The RAF bomb disposal badge is worn by qualified officers and airmen whilst employed on full time bomb disposal duties. Additionally, the badge may be worn by officers and airmen who are not currently employed on EOD duties but who have passed a recognised, formal Defence EOD course. The badge is to be worn as follows:

- a. By officers, WOs and airmen on the right sleeve of the No 1 SD jacket, with the top edge of the badge background 9" (22.9 cm) below the shoulder seam.
- b. By NCOs on the right sleeve of the No 1 SD jacket, with the top edge of the badge background ½" (1.3 cm) below the point of the chevron.
- c. By all ranks, on the right sleeve of the No 2 SD jersey, with the base of the badge background 4" (10.2 cm) from the bottom edge of the sleeve.
- d. Officers and WOs may wear a half-size gold embroidered EOD badge on the right sleeve of the No 5 SD jacket with the top edge of the badge background 9" (22.9 cms) below the shoulder seam.
- e. SNCOs may wear a half-size gold embroidered EOD badge on the right sleeve of the No 5 SD jacket with the top edge of the badge background ½" (1.3 cms) below the point of the chevron.

0721. Bomb Disposal Armlet. When actively engaged in EOD duties and wearing protective clothing, 'BD' armlets are to be worn on the upper left arm by officers, WO and airmen, whether employed full or part time.

0722. Marksman Badge. The marksman badge consists of crossed rifles worked in light blue silk and is worn by all qualified non-commissioned personnel on the No 2 SD jersey only. The single badge is to be worn with the bottom edge 4" (10.2 cm) above the bottom of the right sleeve.

0723. Drum Major Badge. This is a trade qualification badge for qualified musicians only and is not a rank badge. Description and dress regulations are as promulgated by HQ Music Services. No drum (or pipe) major badge is authorised for wear on official Service Dress by members of voluntary bands. Voluntary bandsmen are to wear their usual badges of rank with their voluntary bandsman badges.

0724. Voluntary Bandsman Badge. The voluntary bandsman badge consists of an anodised lyre in a wreath. It is worn on the No 1 SD jacket and the No 2 SD jersey, above the elbow on the left sleeve only, as follows:

- a. By NCOs with the top of the badge ½" (1.3 cm) below the point of the chevron.
- b. By junior technicians, aircraftmen/women with the top of the badge 9" (22.9 cm) below the shoulder seam.

0725. Trumpeter Badge. The trumpeter badge consists of crossed trumpets in anodised metal. It is worn with the mouthpieces pointing upwards and as prescribed for voluntary bandsmen.

0726. Qualification Badges – Warm Weather Areas. Except where stated, qualification badges for wear on temperate climate dress are silk embroidered on dark blue felt and are to be worn without any trimming or reduction of the background. However, when authorised for wear on KD items of uniform, the background may be trimmed to present flat images.

FLYING BADGES



Pilot



Navigator



Rear Aircrew



Fighter Controller



Airborne Technician



Parachute Jump Instructor

OTHER QUALIFICATION BADGES



Parachutist Badge with Wings



Parachutist Badge Without Wings



Air Steward



Flight Medical Officer



Flight Nursing Officer



Flight Nursing Attendant



Mountain Rescue



Bomb Disposal



Marksman



Drum Major



Voluntary Bandsman



Volunteer Trumpeter

Branch and Trade Group Badges

0727. Medical Branch and PMRAFNS. The winged caduceus of Mercury surmounted by a crown is the collar lapel badge for all ranks. Separated versions of the badge are to be worn as follows:

- a. The gilt wing caduceus badge is the lapel badge for all ranks on the collars of No 1 and No 6 SD jackets. The bottom of the badge is to be positioned 1" (2.5 cm) above the inner end of the step opening; the staff of the badge is to be parallel with the inside (rolled) edge and midway between that and the outer edge of the collar.
- b. A gilt or silver winged caduceus is to be worn by medical and PMRAFNS officers, WOs and SNCOs on both lapels of the No 5 and 8 SD (Mess Dress). It is to be positioned vertically and centrally on the wearer's right front quarter of each lapel.

0728. Identification and Qualification badges – PMRAFNS (Non Commissioned Element) Nurses. Badges are to be worn by male and female personnel as follows:

- a. The medical caduceus badge, blue embroidered within a wreath and initials and surname, all on a white background, is to be sewn on the wearer's upper left front of the No 2D Ward Dress variations.
- b. RGN qualification is identified by navy blue shoulder strap sleeves of petersham ribbon. Shoulder rank badges are to be fitted over the ribbon so that ½" (1.3 cm) of the ribbon is visible below the base of the rank badge.

0729. Dental (including Med Tech Branch – Dental Section). The collar lapel badge for all ranks is gilt, comprising a laurel wreath enclosing the letters 'DB' and flanked on each side by wings. The badge is to be worn as follows:

- a. The dental collar badge is to be worn on the No 1, 6 and 6B SD as prescribed for the Medical Branch in Para **0728 a**. The long axis of the badge is to be horizontal.
- b. By all personnel on No 5 and 8 SD, as prescribed for the medical badge in Para **0728b**, with the long axis of the badge horizontal.

0730. Chaplains Branch. The Branch lapel badge consists of a Maltese Cross in black metal, with gilded wings and a wreath with the letters 'RAF' superimposed over the centre of the cross. It is worn in pairs, as follows:

- a. On the jackets of No 1 and 6 SD with the base of the badges centred 1"(2.5 cm) above the inner ends of the step openings of the collar.
- b. On the jackets of No 5 and 8 SD with the top of the badge ¼" (6 mm) below the inner ends of the collar step openings. The upright of the cross is to be parallel with the inside (rolled) edge and midway between it and the outside edge of the collar.
- c. With all remaining orders of dress, the gold embroidered Chaplain's shoulder slides should be worn, as in the manner as prescribed for RAF Regt Officers slides in Para **0708 d**.

Enlarged, embroidered versions of the insignia are worn on the RAF Chaplain's scarf.

0731. Honorary Chaplains to The Sovereign. With uniform orders of dress, Honorary Chaplains to the Sovereign wear aiguillettes and shoulder devices as prescribed in Chapt 9. Additional entitlements are as follows:

- a. A special gilt badge consisting of the Royal Cypher and Crown within a laurel wreath. When conducting religious services this badge is worn below decorations, medals or medal ribbons, on the left side of the scarf and on academic or ordinary clerical dress.
- b. Red Cassock. During the tenure of their appointment only, Honorary Chaplains may also wear a red cassock.

The standard version of the badge described in 'a' above may continue to be worn by former Honorary Chaplains to the Sovereign, consecrated bishops, or those installed as deans or provosts. A miniature version of the badge may be worn by other former Honorary Chaplains to the Sovereign.

0732. Chaplain's Assistants. On appointment, Chaplains' Assistants receive from Chaplains Services (RAF) the requisite uniform buttons (with crusader cross motif), RAF Chaplains brooches and gilded crosses. They are to be worn as follows:

a. Chaplains brooch.

- (1) On the officer's and the airwomen's SD hat the brooch is to be centrally positioned at the front of the black band, with the top edge of the cross in line with the top edge of the band.

(2) On No 5 and 8 SD the brooch is to be positioned centrally, on the wearer's right front lapel, corresponding with the position on their left lapel.

b. Gilded crosses.

(1) On uniform jackets and outerwear the gilded crosses are to be positioned centrally and vertically with the base of the cross $\frac{1}{4}$ " (6 mm) above the 'V' of each collar step opening.

(2) When in shirt-sleeve order, one cross is to be worn on the wearer's right chest, positioned as for the mess dress brooch.

(3) When wearing a jersey, a cross is to be worn on each shoulder strap, positioned longitudinally with the base of the cross centred $\frac{1}{4}$ " (6 mm) from the sewn-in edge of the epaulette.

Entitled insignia and ribbons of orders, decorations and medals may be worn on appropriate uniform dress as indicated in **Chapter 8**.

0733. RAF Regiment. Members of the RAF Regiment wear distinguished arm badges and shoulder slides as follows:

a. RAF Regiment Shoulder Badge. The RAF Regiment arm badge is embroidered in light blue on dark blue felt for temperate and No 6 Dress uniforms. The badge is worn by all ranks of the RAF Regiment following successful completion of basic specialist training, and by members of the RAF Regiment Band. It is to be worn by officers and airmen on both jacket sleeves of No 1, 1A, 6, 6A SD and on the greatcoat by officers and airmen of the Queen's Colour Squadron only. An OG version is to be affixed to the CS95 jacket & shirt. The badge is to be mounted with the centre point $\frac{1}{4}$ " (6 mm) below the sleeve head seam. A miniature RAF Regiment shoulder badge of the approved pattern, woven in gold wire and mounted on Venetian cloth, is to be worn by RAF Regiment officers and RAF Regiment Auxiliary officers on No 5 and 8 SD. Similarly, WOs and SNCOs of the RAF Regiment and the RAF Auxiliary Regiment may also wear this badge on their No 5 or 8 SD. The badge is to be mounted with the centre point $\frac{1}{4}$ " (6 mm) below the sleeve head seam. To facilitate laundering, the badge is to be mounted on press-studs for wear with No 8 SD.

b. Shoulder/Chest Epaulette Rank Slides. RAF Regt OG shoulder slides are not to be worn with CS95. Blue shoulder slides are to worn by personnel when employed in No 2 SD modes, blue/grey for jersey, wedgewood with shirts. A KD version is available for use with KD. The base of the slide is to be aligned with the base of the shoulder strap and the rank braiding set $\frac{1}{16}$ " (2 mm) above the top of the lettering.

c. **Sqn Drop Zone (DZ) Patches.** Sqn DZ patches may be worn on the CS 95 jacket with the sqn cdrs permission. They are to be OG with the centrepiece of the authorised Sqn badge embroidered in black, coloured versions are not to be worn. They are worn centrally mid-way up the right sleeve of the field jacket (or parachute smock if appropriate), positioned below parachutist wings if awarded. RAF Regt personnel not serving on sqns may wear the RAF Regt DZ patch with embroidered crossed rifles and astral crown instead.

0734. Provost Officers and RAF Police. Members of the Provost Branch and RAF Police wear distinguishing armlets and shoulder slides as follows:

a. **Armlets.** The RAFP armlet is to be worn on the left arm, above the elbow, when in No 1 SD and No 6 SD (Jacket). It is also provided for wear on those protective outer garments that are not fitted with shoulder straps.

b. **RAFP Shoulder/Chest Epaulette Rank Slides.** RAFP Shoulder rank slide badges, of the appropriate colour (blue or OG), are to be worn by all ranks on the rank epaulette (shoulder or chest) of appropriate garments.

c. **CS 95 MP Patch.** A red MP patch (6.5 x 5 cm) is worn on CS 95 to identify the wearer as RAFP. It is to be worn as follows:

(1) One cm below the TRF and EAW/EAG badges (as appropriate) on the light weight jacket upper right arm centre of sleeve.

(2) One cm below the TRF and EAW/EAG badges (as appropriate) on the field jacket-upper right arm centre of sleeve.

Trade Badges – Airmen/Airwomen

0735. Musicians – Established Bands. The badge of the musicians of the established bands consists of a lyre in a wreath surmounted by a crown. It is to be worn as promulgated by HQ Music Services.

0736. Physical Training Instructors badge. The badge, worn by qualified physical training instructors below the rank of WO, depicts crossed swords with an eagle superimposed, surmounted by a crown. It is to be worn on the right jacket sleeve of No 1 SD (male and female personnel) and No 6 SD with the top edge of the background ½" (1.3 cm) below the point of the chevron. A white background version is provided for the PTI Jacket and vest.

0737. Telecommunications Badge. The telecommunications badge is worn by TG2 (Avionics), TG3, TG4 and TG11 personnel. It is worn in the following manner:

- a. By FS, chf techs, sgts and cpls on the right jacket sleeve of no 1 SD (male and female personnel) and no 6 SD (male personnel only) with the top edge of the background ½" (1.3 cm) below the point of the chevron.
- b. By jnr techs and below, as for NCO ranks, but with the top edge of the background 9" (23.5 cm) below the shoulder seam.

BRANCH AND TRADE BADGES



Medical Gilt Caduceus



PMRAFNS



Dental Branch



Chaplains Branch



RAF Regt Shoulder Badge No 1 SD



RAF Regt Rank Slides



RAF Regt Shoulder Badge - CS 95



Telecommunications



PTI (Blue)



PTI Vest (White)



RAFP Rank Slide



All Ranks RAFP Armlet



RAFP CS 95 Arm Patch

Distinguishing Badges – for the Royal Auxiliary Air Force

0738. Officers. Officers are to wear Gilt metal 'A' badges, 1/2" (13 mm) in height on greatcoat shoulder straps and 3/8" (9 mm) in height on all other uniforms mounted as follows:

a. Jacket of No 1, 5, 6 and No 8 SD uniforms.

(1) **Medical Officers & PMRAFNS.** 1/8" (3 mm) below the Medical badge with a second gilt "A" badge in a similar position on the opposite collar/lapel.

(2) **Dental Officers.** 1/8" (3 mm) below the Dental badge with a second gilt "A" badge in a similar position on the opposite collar/lapel.

(3) **Chaplains.** 1/8" (3 mm) above the Chaplains badge.

(4) **Other Officers.** On the jacket collar, 1" (2.5 cm) above the inner end of the step opening midway between the outer edge and the inner (rolled) edge, placed in such a way that the badge is aligned vertically.

b. Greatcoats and other garments with shoulder straps.

(1) **Flt Lts and above.** Midway between the top and bottom edges of the rank braid.

(2) **Fg Off and below.** With the bottom of the letter, contiguous with the bottom edge of the rank braid.

(3) **Chaplain's scarf.** When robed as clergy at parade services, the scarf is to bear on each end below the badge the letter 'A' embroidered in gold.

0739. Airmen and Airwomen. Airmen and airwomen are to wear distinguishing ranks slides on garments with shoulder straps and embroidered 'A' badges on both sleeves of No 1, 5, 6 SD uniforms and greatcoats, positioned as follows:

a. **WOs.** Position the 'A' immediately below the Royal Arms and Macr badge.

b. **FS and below.** Position the 'A' centrally and aligned vertically, ¼" (6 mm) below the bottom edge of the eagle badge.

Distinguishing Badges – RAF Volunteer Reserve Training Branch.

0740. RAF Volunteer Reserve Training Branch Gilt metal badges (VR (T)) 1" (2.5 cm) in height, for wear on the greatcoat and outerwear and ½" (13 mm) in height for wear on the No 1 SD jacket, are to be worn by all officers, in accordance with the direction given in Para 0739 above. All pre-graduate VR (T) commissioned officers undergoing training are to wear plain white slides, with a 13mm gilt metal VR (T) pin inserted centrally in each slide. These are to be worn on the epaulettes of the No 2 Service dress shirt or jersey, on the central rank epaulette of a DPM L/W or field jacket. Upon graduating officers remove the white slides and replace with their appropriate rank slides with VR (T) pins inserted.

Gliding Instructor Badges

0741. Qualified RAFVR (T) and RAFRO (J class) gliding instructors are to wear the Air Cadets 'Gliding Pilot' or 'Gliding Pilot Instructor' badge as appropriate, on the No 1 SD jacket, the jersey and on the flying overalls. The gliding badges are to be positioned above the left-hand breast pocket. A miniature version of this badge (half size and gold embroidered on blue/grey material) should be worn by qualified personnel on No 5 and 8 SD, positioned on the left lapel with the top of the centre of the badge 1½" (3.8 cm) below the inner end of the collar step opening.

Duty Armlets

0742. Distinguishing armlets are provided for personnel to wear when actually engaged on specific duties, e.g. movements, orderly officer/sergeant. They are to be worn on the left arm, above the elbow.

RAF College Initial Officer Training

0743. All personnel undergoing initial officer training are to wear the following distinguishing insignia:

- a. **No 2 and 3 SD.** On all forms of No 2 SD, personnel undergoing IOT are to wear a white band 1½" (3.8 cm) wide on each shoulder strap on the appropriate dress. The white bands may have coloured braid centrally imposed to denote the squadron.
- b. **Head-dress.** On the beret, a white plastic roundel is to be worn with an officer's miniature cap badge superimposed. On the No 1 SD hat, a white band 1½" (3.8 cm) wide is to be worn round the cap so that it covers the black mohair band, and an officer's hat badge is to be superimposed.
- c. **Outerwear.** No distinctions are to be worn on the outerwear.

University Air Squadrons

0744. Members of the UAS are to wear the following distinguishing insignia:

- a. No 1 SD. On the No 1 SD jacket cadets are to wear, on the shoulder, university squadron arm badges.
- b. No 2 Jersey. A white band 1½" (3.8 cm) is to be worn by cadets on each shoulder of the heavy jersey and a university squadron arm badge on the right shoulder patch.
- c. **Head-dress.** A white plastic roundel is to be worn on the beret with an airman's cap badge superimposed.
- d. **Outerwear.** No distinctions are to be worn on the outerwear

0745. University Cadets. When at university cadets are in all respects to dress as fully commissioned officers, except during courses of instruction at the RAF College Cranwell, when their badges of distinction are to be at the discretion of the College Commandant.

Recruit Training Establishments

0746. MOD (AFD) Dress Regulations apply when No 1 or other formal dress is worn. However, Training Schools may authorise the wearing of other devices with No 2 and 3 dress within school bounds, and outside school bounds when engaged in training exercises. Individual schools may decide whether there is a local requirement to wear them; such a decision should be balanced against the need to exercise economy. The items authorised and the significances attached to them are:

- a. Coloured disc to be worn behind the cap badge (range of 6 colours, in 2 sizes to equate to the different size of airmen's and airwomen's cap badges) to signify members of a particular intake squadron or flight during Phase 1 and Phase 2 training.
- b. Colour braid shoulder flash, worn as a loop or shoulder straps to signify members of a particular flight, or trainees on particular courses.
- c. Coloured lanyards – maroon to identify the person appointed as senior trainee of the flight, and yellow for any other trainee in a nominated appointment (e.g. senior man, or duty trainee).

DISTINGUISHING BADGES – FOR THE ROYAL AUXILIARY AIR FORCE



Royal Auxiliary Air Force Officers



Airmen



RAF Volunteer Reserve Training

DUTY ARMLETS



Orderly Officer



Orderly Sergeant



Orderly Corporal



Medical Orderly



Instructor



Fire Picquet



Air Movements Officer



Air Movements Controller