



September 20, 2008

## Conservative Stable, Liberals Sliding, NDP and Green Party Strengthening

The latest rolling Canadian Press Harris/Decima surveys reveal:

- **Nationally**, over the last four nights, the Conservatives lead with 38%, followed by the Liberals with 23%, the NDP 17%, the Green Party 12% and the BQ with 8%.

For more information:

**Bruce Anderson**  
President, Harris/Decima  
Tel: (613) 230-2200  
Fax: (613) 230-3793  
banderson@harrisdecima.com

**Jeff Walker**  
Senior Vice-President, Harris/Decima  
Tel: (613) 230-2200  
Fax: (613) 230-3793  
jwalker@harrisdecima.com

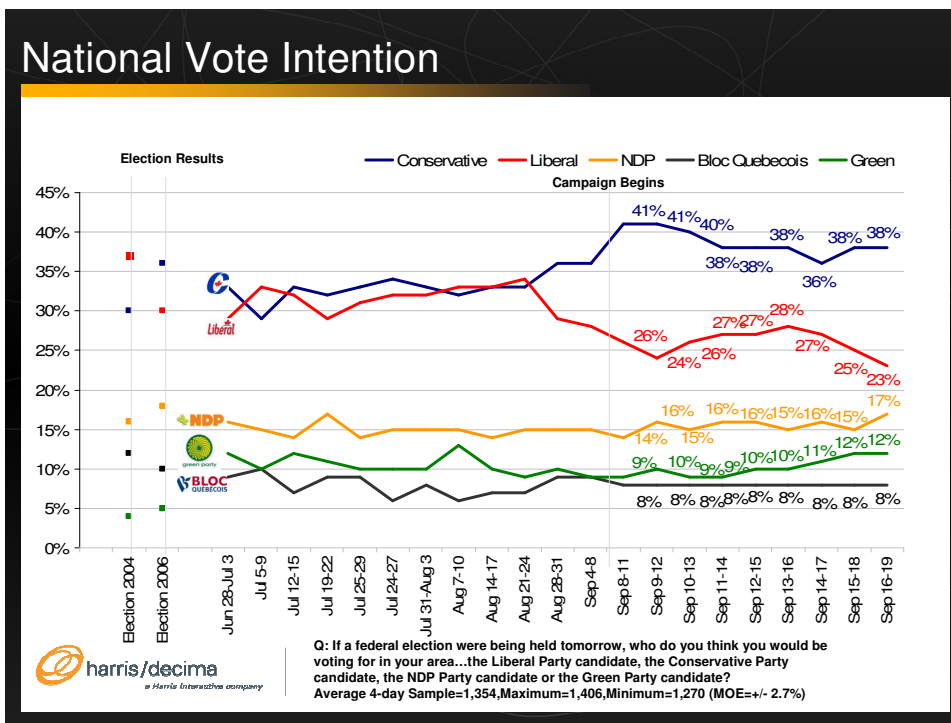
[harrisdecima.com](http://harrisdecima.com)

**Ottawa**  
160 Elgin St, Suite 1820  
Ottawa, Ontario  
Canada, K2P 2P7  
t: (613) 230-2200

**Toronto**  
2345 Yonge St, Suite 405  
Toronto, Ontario  
Canada, M4P 2E5  
t: (416) 962-2013

**Montreal**  
1080 Beaver Hall Hill, Suite 400  
Montreal, Quebec  
Canada, H2Z 1S8  
t: (514) 288-0037

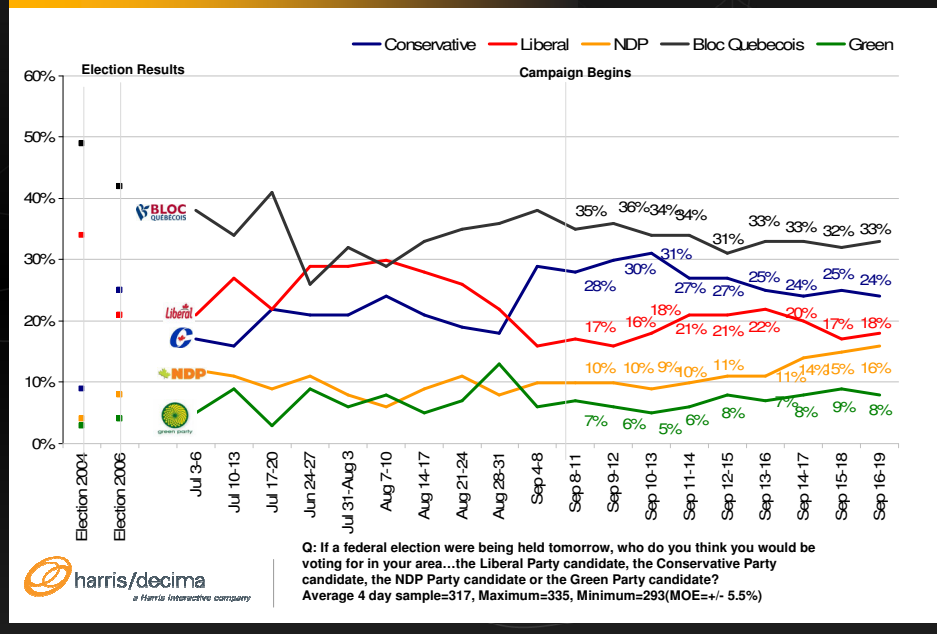
**Vancouver**  
666 Burrard St, Suite 500  
Vancouver, British Columbia  
Canada, V6B 1A1  
t: (778) 370-1373



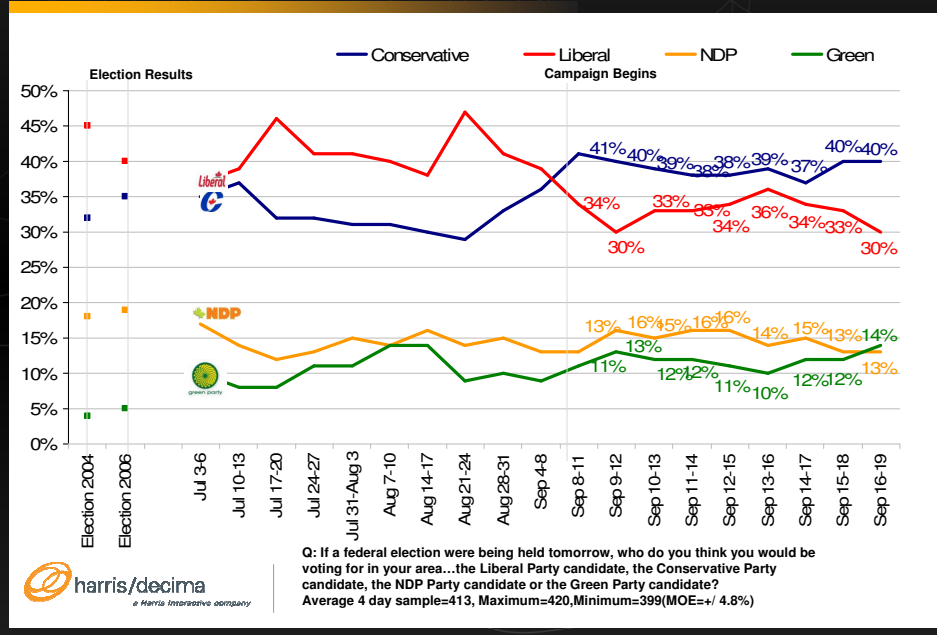
- In **Ontario**, the Conservatives have widened their lead and are at 40%, followed by the Liberals at 30%, the Greens 14% and the NDP 13%.
- In **Quebec**, the BQ leads with 33%, the Conservatives follow with 24%, the Liberals with 18%, the NDP at 16% and the Greens at 8%.
- In **Atlantic Canada**, the Liberals lead with 31%, followed by the Conservatives with 29%, the NDP 25% and the Green Party with 10%.
- In **British Columbia**, the Conservatives lead with 35%, followed by the NDP with 27%, the Liberals with 19% and the Greens with 18%.



## Quebec Voters

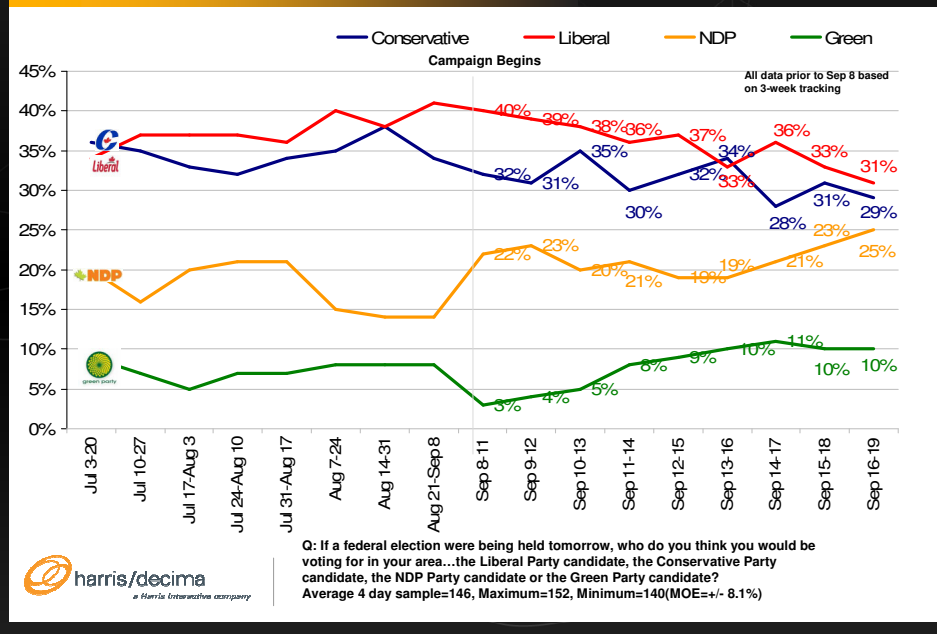


## Ontario Voters

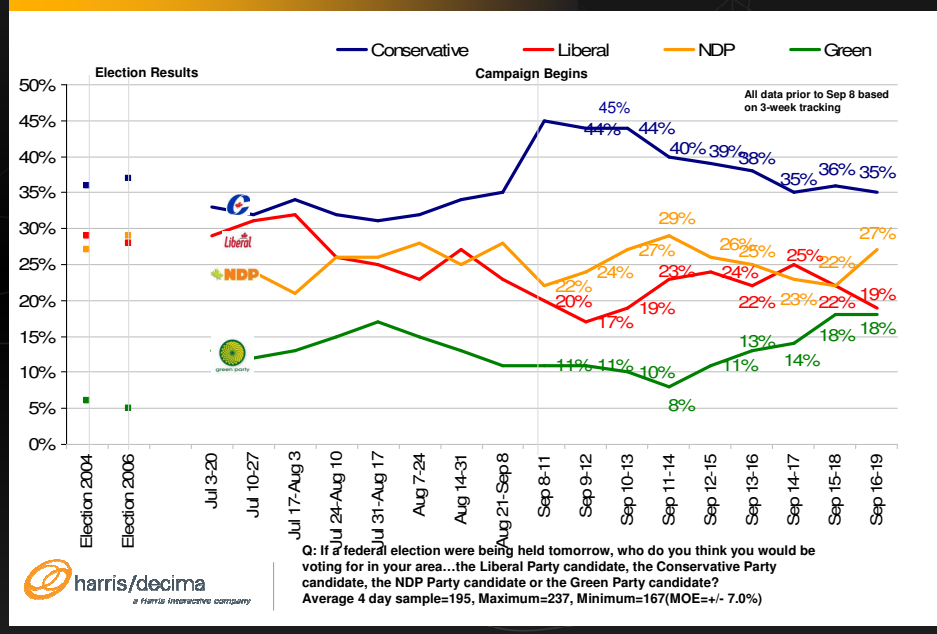




## Atlantic Voters



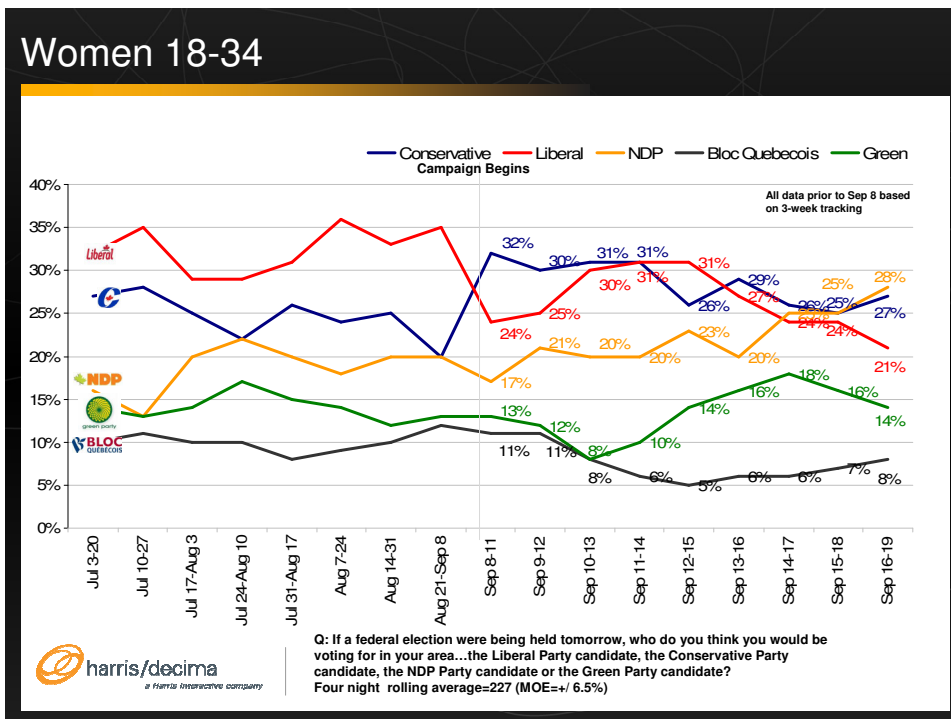
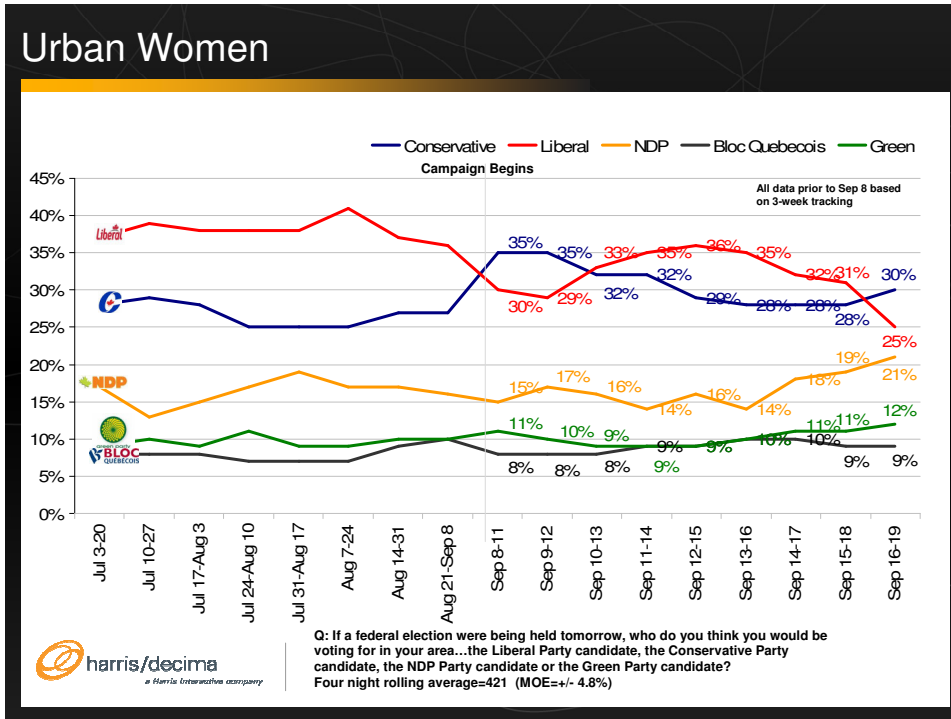
## B.C. Voters



- The Liberals misfortune is all the more important because the party is losing important ground among women, voters who have in the past either been a bulwark or an available swing vote for the Liberal Party. Among **urban women**, the Conservatives now have a five point lead and the NDP and the Greens have both been eroding Liberal potential. The Liberals now trail the Conservatives and the NDP among women under 35. Among single women, the NDP started the

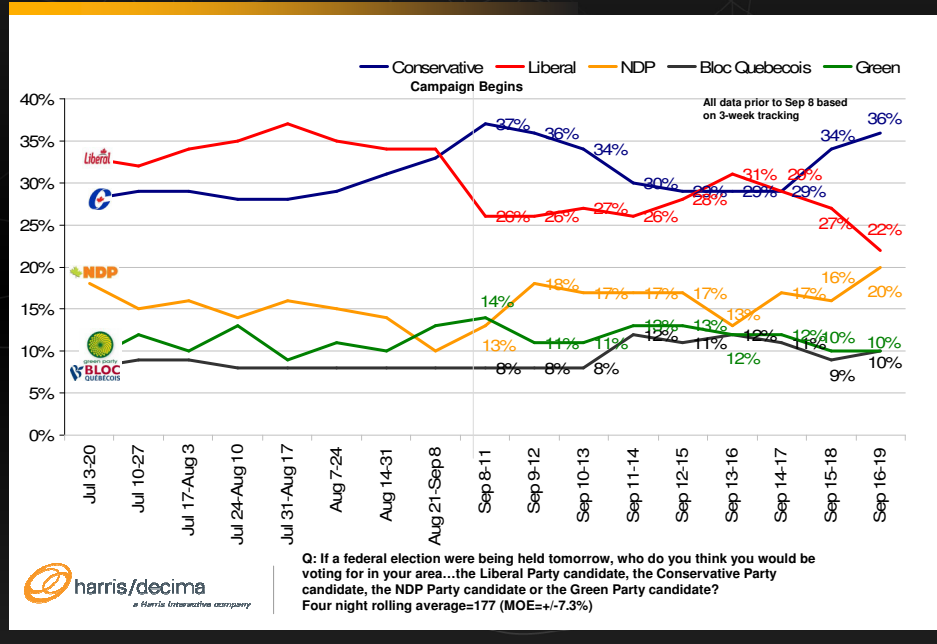


campaign at 17% and are now at leading with 29%. In recent days, the Liberals have also been losing ground to the Conservatives and NDP among women 35-49.



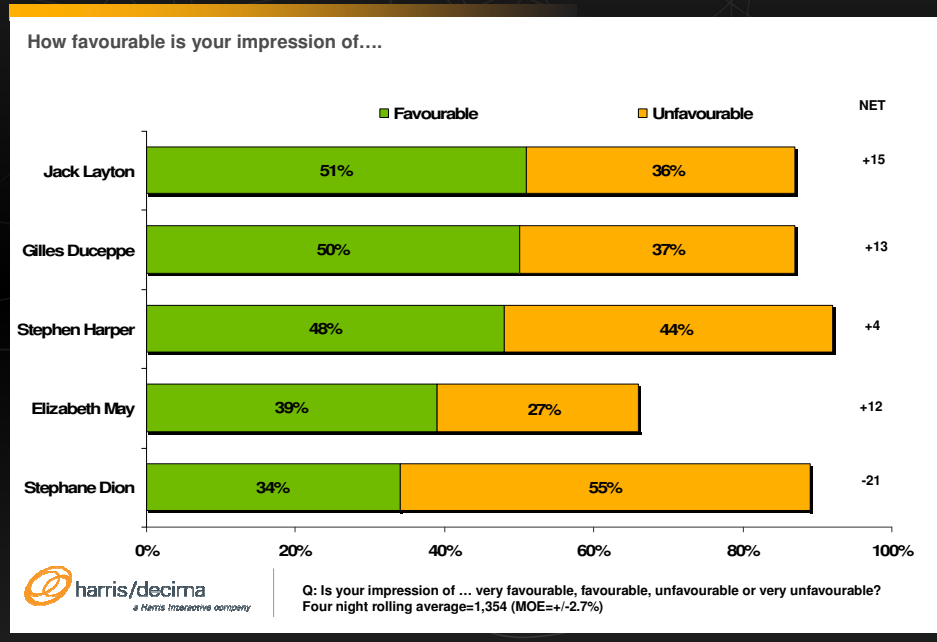


## Women 35-49



- Feelings towards Stephen Harper have stabilized after some sharp gains and then some deterioration. Roughly half of those surveyed have a positive impression of Mr. Harper, Mr. Layton, and Mr. Duceppe. For Mr. Harper, that means he continues to run well ahead of his party's popularity, and even though he has higher negatives than Duceppe, Layton and May, Stephane Dion has the highest negatives and the lowest positives of all the leaders.

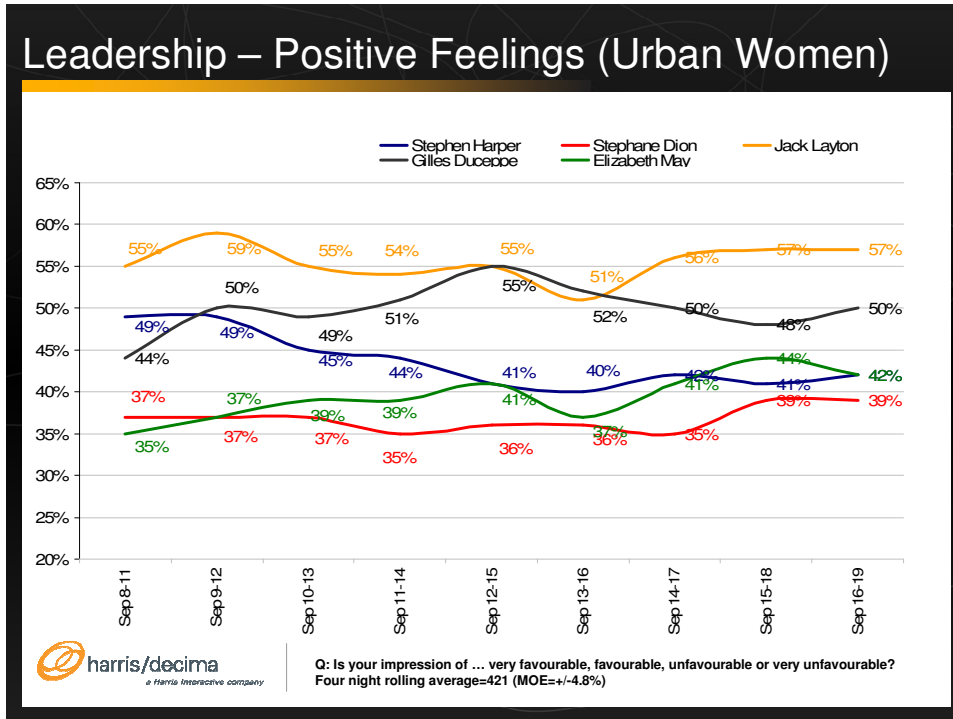
## Impression of Party Leaders







- Here again though, it is important to look at how crucial urban women feel about these leadership choices. Among them Jack Layton has 15 points more favourable impressions than Stephen Harper, and 18 points more than Stephane Dion. Among urban women, Mr. Dion's positives are lower than Stephen Harper's and his negatives are the same.



According to Harris/Decima President Bruce Anderson “The Liberals are losing ground rapidly, despite a series of events that this week might have created opportunities for them. The signals in the data are quite clear: Mr. Dion is failing to make a connection with voters, and those who are less attracted to the Conservatives are moving towards the NDP, especially in Quebec, and the Green Party, especially in Ontario and BC. If these trends hold, the Conservatives would not need more support to win a major victory. The question remains whether these voters drifting towards the NDP and the Green Party are indifferent to the idea of a Conservative victory, or whether the Liberals can still find a way to cause them to reconsider if that outcome appears probable.”

Harris/Decima interviews roughly 300 Canadians every night, as part of a rolling nationwide survey that will continue throughout this election campaign. This sample represents a total of 1,270 interviews, gathered September 16th through September 19th 2008. The poll's margin of error is 2.7%, 19 times out of 20.