


STANLEY CUP CHAMPIONS: RAISED IN GRAND RAPIDS!



GRAND RAPIDS GRIFFINS

2008-09 MEDIA GUIDE





VISIT GRIFFINSHOCKEY.COM

- **GriffVision - Exclusive video features and highlights**
- **The latest Griffins, AHL and Red Wings news**
- **Live TV and radio broadcasts of all games**
- **Extensive photo galleries**
- **Play-by-play highlights and post-game interviews**
- **Tickets and official Griffins merchandise**
- **Unique auctions**
- **Blogs**
- **Special offers**

Your #1 source for all things Griffins!

GRAND RAPIDS GRIFFINS

2008-09 MEDIA GUIDE

The Grand Rapids Griffins

2008-09 Schedule	2
Team Directory	3
Ticket Information	4
Owners	5
Executives	6
Hockey Staff	8
Lord Stanley and the Griffins	13
Front Office Staff	14
Player Biographies	16
Detroit Red Wings	49

Seasons in Review

2007-08 Season	50
2006-07 Season	52
2005-06 Season	55
2004-05 Season	58
2003-04 Season	60
2002-03 Season	63
2001-02 Season	66
2000-01 Season	69
1999-00 Season	72
1998-99 Season	75
1997-98 Season	77
1996-97 Season	80

Record Book

All-Time Roster	83
All-Time Goaltender Roster	87
Coaching History and Records	87
Team Records	88
All-Time Penalty Shots	91
Individual Records	92
All-Time Overtime Goals	93
Goaltending Records	94
All-Time Hat Tricks	95
All-Time Shutouts	96
All-Time Leaders	97
All-Time Award Winners	103
Griffins in the NHL	104

American Hockey League

AHL Staff Directory	106
2008-09 Alignment	106
2008-09 Playoff Format	106
Albany River Rats	107
Binghamton Senators	107
Bridgeport Sound Tigers	108
Chicago Wolves	108
Hamilton Bulldogs	109
Hartford Wolf Pack	109
Hershey Bears	110
Houston Aeros	110
Iowa Chops	111
Lake Erie Monsters	111
Lowell Devils	112
Manchester Monarchs	112
Manitoba Moose	113
Milwaukee Admirals	113
Norfolk Admirals	114
Peoria Rivermen	114
Philadelphia Phantoms	115
Portland Pirates	115
Providence Bruins	116
Quad City Flames	116
Rochester Americans	117
Rockford IceHogs	117
San Antonio Rampage	118
Springfield Falcons	118
Syracuse Crunch	119
Toronto Marlies	119
Wilkes-Barre/Scranton Penguins	120
Worcester Sharks	120
Griffins All-Time Versus Opponents	121

Media Information

Media Information	122
Griffins Media Directory	123
Griffins On the Air	123
Griffins Community Programs	124
Griffins Youth Foundation	127
Van Andel Arena	128
Home Attendance	128

Editor:

Assistant Editor:

Graphic Design:

Cover Design:

Photography:

Other Images Courtesy of:

Printing:

Copyright 2008 by:

Randy Cleves

Randy Rice

Sharon Kliethermes

Modern Litho-Print Co., Jefferson City, MO

Jessica Albert

Mark Newman

American Hockey League, Chicago Blackhawks, Detroit Red Wings,

Ross Dettman, Getty Images, John Grieshop, National Hockey

League, Pittsburgh Penguins, Vancouver Canucks and WOOD TV-8

Modern Litho-Print Co., Jefferson City, MO

Grand Rapids Griffins

130 W. Fulton, Suite 111

Grand Rapids, MI 49503

griffinshockey.com

(616) 774-4585

Fax: (616) 336-5464

Additional copies of the *Grand Rapids Griffins 2008-09 Media Guide* may be obtained by sending a check or money order for \$10.00 (includes shipping & handling) to Grand Rapids Griffins, c/o The Zone, at the above address.

2008-09 GRAND RAPIDS GRIFFINS SCHEDULE

OCTOBER

Sat.	11	@ Lake Erie	7:00
Sat.	18	@ Lake Erie	1:00
Sun.	19	@ Toronto	4:00
Sat.	25	HAMILTON	7:00
Sun.	26	NORFOLK	4:00
Wed.	29	SYRACUSE	7:00
Fri.	31	@ Milwaukee	8:00

NOVEMBER

Sat.	1	MILWAUKEE	7:00
Fri.	7	LAKE ERIE	7:00
Sat.	8	@ Peoria	8:00
#Tue.	11	HOUSTON	Noon
Fri.	14	HARTFORD	7:00
Sat.	15	@ Quad City	8:05
Sun.	16	@ Milwaukee	6:00
Tue.	18	@ Milwaukee	8:00
Fri.	21	WILKES-BARRE/ SCRANTON	7:00
Sat.	22	@ Chicago	8:00
Sun.	23	@ Iowa	6:05
Wed.	26	MANCHESTER	7:00
Fri.	28	CHICAGO	7:00
Sat.	29	ROCHESTER	7:00
Sun.	30	@ Chicago	4:00

DECEMBER

Fri.	5	TORONTO	7:00
Sat.	6	HAMILTON	8:00
Fri.	12	@ Manitoba	8:30
Sat.	13	@ Manitoba	8:30
Wed.	17	SYRACUSE	7:00
Fri.	19	MILWAUKEE	7:00
Sat.	20	MILWAUKEE	7:00
Sun.	21	@ Rochester	6:05
Fri.	26	PEORIA	7:00
Sat.	27	LAKE ERIE	7:00
Tue.	30	@ Peoria	8:00
Wed.	31	IOWA	7:00

JANUARY

Fri.	2	@ Hartford	7:00
Sat.	3	@ Manchester	7:00
Wed.	7	ROCKFORD	7:00
Fri.	9	PHILADELPHIA	7:00
Sat.	10	PHILADELPHIA	7:00
Wed.	14	@ Hamilton	7:30
Fri.	16	MANITOBA	7:00
Sat.	17	@ Rockford	8:05
Mon.	19	@ Rockford	8:05
Wed.	21	TORONTO	7:00
Fri.	23	QUAD CITY	7:00
Sat.	24	QUAD CITY	7:00
Fri.	30	ROCHESTER	7:00
Sat.	31	ROCHESTER	7:00

FEBRUARY

Wed.	4	@ Quad City	8:05
Fri.	6	CHICAGO	7:00
Sat.	7	LAKE ERIE	7:00
Sun.	8	@ Toronto	4:00
Tue.	10	@ Milwaukee	8:00
Fri.	13	@ Syracuse	7:30
Sat.	14	@ Toronto	4:00
Wed.	18	@ Rochester	7:05
Fri.	20	MANITOBA	7:00
Sat.	21	LAKE ERIE	7:00
Sun.	22	SAN ANTONIO	4:00
Fri.	27	@ Syracuse	7:30
Sat.	28	@ Lake Erie	7:30

MARCH

Sun.	1	@ Toronto	4:00
Wed.	4	ROCKFORD	7:00
Thu.	5	@ Houston	8:05
Sat.	7	@ San Antonio	8:00
Wed.	11	PEORIA	7:00
Sat.	14	PEORIA	7:00
Sun.	15	MILWAUKEE	4:00
Fri.	20	TORONTO	7:00
Sat.	21	TORONTO	7:00
Sun.	22	@ Lake Erie	5:00
Wed.	25	@ Wilkes-Barre/ Scranton	7:05
Fri.	27	@ Norfolk	7:15
Sat.	28	@ Philadelphia	7:05
Sun.	29	@ Philadelphia	5:05

APRIL

Fri.	3	@ Hamilton	7:30
Sat.	4	@ Hamilton	7:00
Sun.	5	@ Rochester	6:05
Fri.	10	HAMILTON	7:00
Sat.	11	@ Peoria	8:00

All Times Eastern

Dates, Opponents and Times Subject to Change

*All Games on WOOD 1300 AM
(#Exception: Nov. 11 on
WTKG 1230 AM)*

GRAND RAPIDS GRIFFINS



130 West Fulton, Suite 111
Grand Rapids, MI 49503

www.griffinshockey.com

Phone: (616) 774-4585 or (800) 2-HOCKEY

Fax: (616) 336-5464

Tickets: (616) 222-4000 or (800) 585-3737

Press Box: (616) 742-6410



Executive

Owner/President & CEO/Governor
Owner/Chairman
Chief Operating Officer/Alternate Governor
Senior Vice President of Business Operations
Vice President of Community Relations and Broadcasting
Vice President of Corporate Sales
Vice President of Ticketing and Game Operations

Dan DeVos
David Van Andel
Scott Gorsline
Tim Gortsema
Bob Kaser
Sean Wright
Jon Beilstein

Hockey Operations

General Manager
Head Coach
Assistant Coach
Medical Therapist
Equipment Manager
Assistant Equipment Manager
Executive Assistant

Bob McNamara
Curt Fraser
Jim Paek
Rob Snitzer
Brad Thompson
Jake Visser
Kelly Pawlak

Public & Community Relations

Senior Director of Public Relations
Public Relations Assistant
Community Relations Coordinator
Graphic Designer
Executive Director – Griffins Youth Foundation
Public Relations Interns

Randy Cleves
Randy Rice
Anna Petersen
Jessica Albert
Lynn Rabaut
Dave Tomke
Keegan Welsh

Sales & Marketing

Corporate Sales Account Manager
Corporate Sales Account Executive
Director of Game Operations
Director of Ticket Sales
Marketing and Season Ticket Account Manager
Season Ticket Sales Account Executives

Amanda Parrish
Andrew Christmann
Rich Meyers
Matt Batchelder
Kevin Curnow
Kevin Stevens
Kelli Szczepanski
John Hoffa
Pete Austgen
Amber Greeley
Nate Meganck
Edward Falstrom
Tracy Jutilla
Melissa Tarrant
Alicia Vincent
Nick Caudle
Kelli Bytwork
Amy Orłowski
Jason Brower
Jamie Zwak

Group Ticket Sales Manager
Group Ticket Sales Account Executives

Database/Group Service Manager
Corporate Sales Interns

Game Operations Interns

Ticket Sales Intern
Database/Group Service Interns

Finance & Administration/Ticket Operations

Director of Accounting and Tax
Accounting Assistants

Ticket Operations Manager
Ticket Operations Intern

Lisa Vedder
Donna Boersma
Chris Kroeze
Kevin Huisman
Chad Erwin

Griff's IceHouse at Belknap Park

Facility Manager
Assistant Facilities Managers

Administrative Assistant

Terry Marshall
Matt Martinelli
Peter Piatek
Deb Huyser

DP Fox Management Group

VP, Project Development
VP, Chief Financial Officer
VP, General Counsel
Associate General Counsel
Paralegal
Director of Accounting and Tax
Director of Dealership Development and Operations
Director of Information Technology
Network Administrator
IT Professional
Director of Human Resources
Executive Assistants

Receptionist/Administrative Assistant

Thomas Rothwell
Diane Maher
Monica Sekulich
Nancy Connor
Karen Jackson
Sue Palmitier
Susan Howe
Grant Zondervan
Jestin Simon
Nick Remley
Sherri Menard
Jane Frey
Michelle Hagley
Katie Gulliver

Medical Staff

Medical Director
Team Physicians
General Medicine
Team Dentist
Team Optometrists

Dr. William W. Schwab, M.D.
Orthopaedic Associates
Dr. Ed Kornoelje, D.O.
Dr. John R. Ludwig, D.D.S.
Dr. Kiersten Coon, O.D.
Dr. Gene Fonger, O.D.

Team Information

Began Play/Entered AHL
Home Arena (Capacity)
NHL Affiliate
AHL Division/Conference
Time Zone
Team Colors

Practice Rink
Radio Flagship
Television Flagship

1996-97/2001-02
Van Andel Arena (10,834)
Detroit Red Wings
North/Western
Eastern
Navy Blue, Red, Metallic Silver,
Metallic Gold
Griff's IceHouse at Belknap Park
WOOD 1300 AM
Comcast

GRIFFINS TICKET INFORMATION

Tickets for all 2008-09 Grand Rapids Griffins home games may be purchased through the following methods:

- **In person** at Star Tickets outlets, West Michigan Meijer locations and at The Zone on the west side of Van Andel Arena;
- **By phone** through Star Tickets at (616) 222-4000 or (800) 585-3737;
- **Online** at griffinshockey.com or startickets.com.

Single-game ticket prices are \$5 (in advance of game day only), \$13 and \$15 in the arena's upper bowl, and \$17, \$20 and \$25 in the lower bowl. Full-season, mini-plan and group tickets may be purchased by calling the Griffins at (616) 774-4585 or (800) 2-HOCKEY.

GRIFFINS OWNERS

DAN DEVOS

CO-OWNER/PRESIDENT & CEO/GOVERNOR

A Grand Rapids native, **Dan DeVos** led the way for the return of professional hockey to West Michigan in 1996. Since then, the Griffins organization has strived to meet a standard of excellence in everything it does. That excellence shows on the ice, where the team has won five division titles in either the AHL or the International Hockey League over the last nine seasons.

DeVos, who was named to the executive committee for the West Michigan Sports Commission in 2007, is also a member of the AHL's Executive Committee and part owner of the NBA's Orlando Magic. He was named the IHL's Executive of Year in 1997 and served as the league's chairman of the board during its final two seasons.

A two-sport owner, DeVos in 1998 established the Grand Rapids Rampage, an Arena Football League franchise that in August 2001 won the ArenaBowl XV championship. DeVos, the 1998 AFL Executive of the Year, serves as a member of the league's Expansion & Relocation Committee.

DeVos is president and CEO of DP Fox Ventures, LLC, a Grand Rapids-based business development and management firm that employs more than 500 professionals through companies such as Fox Insurance Agency and Fox Motor Group, a retail automotive group representing 24 lines at 14 locations.

DeVos is a member of the board of directors of Alticor Inc, the parent company of Amway Corporation. He also serves as president/CEO of Powell Pointe Resort, the developer of Cape Eleuthera, and of Cape Eleuthera Properties, the manager of the Princess Cays facility, on the island of Eleuthera, The Bahamas.

DeVos is involved in a variety of local business and civic organizations, including Hope Network Foundation, Spectrum Health Hospital and the Grand Rapids Art Museum. He also serves as a trustee for Northwood University, his alma mater.

He and his wife, Pam, have two daughters and one son.



DAVID VAN ANDEL

CO-OWNER/CHAIRMAN

David Van Anandel played a prominent role in bringing professional hockey back to Grand Rapids in 1996. He is co-owner and chairman of the Grand Rapids Griffins.

Van Anandel is chairman/CEO of The Van Anandel Institute, which supports the Van Anandel Research Institute and the Van Anandel Education Institute. Van Anandel also serves as chairman of IdeaSphere Inc. and is leading the company to become the world's pre-eminent supplier of natural and organic products. He is also a member of Alticor Inc.'s Board of Directors and serves on its Executive and Audit Committees.

Van Anandel is active in many business and community organizations in the Grand Rapids area. He serves as chairman of the Economic Club of Grand Rapids, and is involved with the Grand Rapids Right Place Program and the Hope College Board of Trustees.

He and his wife, Carol, have four children.



GRIFFINS EXECUTIVES

SCOTT GORSLINE
CHIEF OPERATING OFFICER/ALTERNATE GOVERNOR

Scott Gorsline is responsible for all of the operational aspects of DP Fox Sports & Entertainment's two current franchises, the Griffins and the Grand Rapids Rampage of the Arena Football League.

For the Griffins, Gorsline most notably helped negotiate the team's affiliation agreement with the Detroit Red Wings in 2002 along with its five-year extension in 2007. He serves as the team's alternate governor to the AHL Board of Governors and has been involved in numerous franchise start-ups during his years with DP Fox, including the Griffins (1995-96), IHL Kansas City Blades (1996), Rampage (1997-98), AFL Oklahoma Wranglers (1999-2000) and af2 Wichita Stealth (2000-01). Gorsline also serves as a board member with the AFL.

In 2000, Gorsline was actively involved in the planning and development of The Soccer Spot, a state-of-the-art indoor football and soccer facility in Kentwood that serves as the practice home of the 2001 AFL champion Rampage. Gorsline also oversees Griff's IceHouse at Belknap Park, the Griffins' practice facility, on behalf of DP Fox.

Along with his oversight of DP Fox's sports properties, Gorsline has also had operational roles with other DP Fox-affiliated companies, including Powell Pointe at Cape Eleuthera, a high-end resort development in The Bahamas. Gorsline also currently serves as COO of Pamella DeVos, a high-end, New York-based design house run by designer/president Pamella DeVos.

Gorsline has been with DP Fox Ventures, LLC, parent company of DP Fox Sports & Entertainment, since 1995. He graduated from Alma College with a bachelor's degree in business administration and history, and received his JD and MBA from the University of Detroit, where he was editor of the *Law Review*.

He and his wife, Mary, are the parents of triplets Grace, Elizabeth and Isabel.

TIM GORTSEMA
SENIOR VICE PRESIDENT OF BUSINESS OPERATIONS

A member of the Griffins' original 1995 staff, **Tim Gortsema** began his career with DP Fox Sports & Entertainment as vice president of finance and administration. In February 2007 he was promoted to senior vice president of business operations, becoming just the second person to direct the Griffins' front office.

Now in his 13th season with the club, Gortsema oversees all business-related activities for the Griffins, including finance and administration, sales and marketing, public relations, community relations, arena advertising and Griff's IceHouse.

Instrumental in the successful management of what has become a multi-million dollar business venture, Gortsema received his bachelor's degree from Hope College in Holland and later earned his MBA from Western Michigan University. Prior to joining DP Fox Sports, he was a manager in the audit department at Deloitte & Touche, LLP.

He and his wife, Suzanne, have two daughters, Danielle and Madelyn, and one son, Justin.

BOB KASER
**VICE PRESIDENT OF COMMUNITY RELATIONS
AND BROADCASTING**

Named the Griffins' vice president of community relations and broadcasting in March 2007, **Bob Kaser** begins his ninth season as the team's play-by-play voice. He supervises the team's extensive community relations efforts and directs all major fundraising events for the Griffins Youth Foundation, of which he was named president in June 2006.

Each year from 2001-2004 and more recently in 2006, Griffins hockey on Newsradio WOOD 1300 was awarded a Broadcast Excellence Award from the Michigan Association of Broadcasters. Kaser and color commentator Larry Figurski are also three-

GRIFFINS EXECUTIVES

time winners (2002, 2005 and 2006) of Michigan AP's award for Best Live Sports/Class II Radio.

Kaser serves as director for both the Griffins Youth Foundation Golf Classic and the Griffins Youth Hockey Camp, as well as co-chair for the Great Skate Winterfest, which he founded in 2002. He has developed several of the team's innovative community programs, including Growing with the Griffins and Charitable Goals, and thanks in part to his efforts, the Griffins' charitable activities have raised nearly \$1.8 million for local schools, organizations and non-profits over the last six seasons. In his free time, he also assists with several other worthy causes in West Michigan, serving as a board member for Southern Little League baseball and Cornerstone University's Champions of Character program, and as a member of the Advancing Excellence committee for East Grand Rapids Schools.

A Kalamazoo native who grew up in Flint, Kaser has been involved in hockey since 1979, most notably spending 10 seasons (1990-2000) as director of communications and broadcasting for the IHL's Kansas City Blades. He was twice awarded the Bob Chase Award as IHL Broadcaster of the Year (1993-94 and 1997-98), and his public relations staff earned recognition as the best in the Western Conference on four occasions (1994-95, 1995-96, 1997-98 and 1999-00).

Kaser lives in East Grand Rapids with his wife, Rosalie, and their two sons, Charlie and Sam.

SEAN WRIGHT VICE PRESIDENT OF CORPORATE SALES

Sean Wright began his tenure with DP Fox Sports & Entertainment in 2001 as director of arena advertising sales. Following a promotion last summer, he now serves as the Griffins' vice president of corporate sales.

Under his new position, Wright maintains his arena advertising sales duties in addition to overseeing the Griffins' corporate sales department. He is responsible for maintaining and servicing current clients as well as acquiring new business through team sponsorships.

Prior to his time with DP Fox Sports, the Oakland, Calif., native spent two years with Citadel Broadcasting as a radio sales representative. Wright currently serves on the board for the Jenison Public Education Foundation, benefiting Jenison Public Schools, and on the committee for the West Michigan Charity Sports Banquet, a fundraiser for the Children's Miracle Network.

He and his wife, Sara, have three daughters, Jessica, Kaitlyn and Allison, and one son, Carson.



JON BEILSTEIN VICE PRESIDENT OF TICKETING AND GAME OPERATIONS

As vice president of ticketing and game operations, **Jon Beilstein** is responsible for directing the Griffins' group, season and mini-plan ticket sales efforts, as well as planning and executing theme nights and the entire game night experience.

Named to his current position during the latter part of the 2006-07 season, Beilstein originally joined the team as director of ticket sales in 2001.

Beilstein has more than 23 years of sales management and marketing experience. The director of sales and business operations for the NAHL's Capital Centre Pride in Lansing prior to joining the Griffins, he has also worked as a national sales manager and consultant for companies based in Illinois, Missouri and Michigan. Most notably, he sat on the board of directors and served as vice president of financial resources and chief administrator for American Life Investors and Reliv International.

A graduate of Judson University in Elgin, Ill., he and his wife, Debbie, have one son, Brad.



GRIFFINS HOCKEY STAFF

BOB McNAMARA GENERAL MANAGER



Bob McNamara embarks upon his 13th season as the Griffins' general manager, having constructed teams that have posted aggregate records of 514-350-106 (0.585) during the regular season and 41-41 (0.500) during the playoffs. Over the last nine regular seasons alone, the Griffins have earned a pair of regular season championships – including the AHL's 2005-06 Macgregor Kilpatrick Trophy, when they posted the best record in Grand Rapids pro hockey history at 55-20-1-4 – while accumulating the most wins (402, tied) and division titles (five) of any Triple-A hockey team.

After presiding over the Griffins' successful three-year affiliation with the Ottawa Senators (1999-2002), McNamara, 47, served as a key architect of the team's original five-year affiliation with the Detroit Red Wings, as well as the extension that runs through the 2011-12 season.

Since the Griffins' inaugural 1996-97 campaign, McNamara's teams have helped establish the franchise's reputation for excellence both on and off the ice. After being named Grand Rapids' director of hockey operations on Jan. 26, 1996, he forged a fledgling International Hockey League club that won 40 games and came within one playoff victory of the Eastern Conference Semifinals, all without the benefit of an expansion draft. For his efforts that season, McNamara was recognized by his peers as the first recipient of the IHL's General Manager of the Year award.

In 1999-2000, the Griffins finished first in the IHL's Eastern Conference and earned a berth in the Turner Cup Finals, before claiming the IHL's final regular season title in 2000-01.

During their first AHL campaign, the Griffins won the inaugural Bud Poile Trophy as 2001-02 champions of the West Division. They won another title as members of the Central Division in 2002-03, posting the best record (48-22-8-2) in the Western Conference and falling one win short of the Calder Cup Finals. Grand Rapids claimed its third AHL division crown in 2005-06, finishing atop the North Division.



McNamara has shown an extraordinary eye for coaching talent, as two head coaches he hired - Bruce Cassidy in 2000 and Guy Charron in 1998 - won league Coach of the Year awards during their second seasons in Grand Rapids before moving on to the NHL. This past off-season he was responsible for hiring Curt Fraser, who brings 18 years' experience as a head coach, assistant coach and player in the NHL to his role as the Griffins' new head coach.

McNamara came to the Griffins after a four-year stint in Cleveland, where he served as the IHL Lumberjacks' assistant GM and added to the experience he had gained as both a player and an assistant coach. McNamara even took a

turn behind the Griffins' bench in 1997-98, guiding the team to a 8-6-6 mark and a playoff berth while serving as head coach during the regular season's final 20 games.

A native of Toronto, McNamara earned a bachelor's degree in economics from the University of Notre Dame in 1983. While in South Bend, he demonstrated that athletic prowess and academic success are not mutually exclusive, as he was the starting goaltender for the Fighting Irish hockey squad for four seasons.

Upon graduation, McNamara signed with the NHL's Buffalo Sabres and spent three seasons with their AHL affiliate in Rochester. He moved to the IHL in 1986, logging two seasons with the Milwaukee Admirals, the second one as a player/assistant coach.

The McNamara name is well known in hockey circles. Bob's father, Gerry, was the general manager of the NHL's Toronto Maple Leafs from 1982-87, while his brother, John, is a scout for the Columbus Blue Jackets. In addition, his late uncle, Hal, was a defenseman for the IHL's Grand Rapids Rockets during 1951-52 and served as an off-ice official during the Griffins' first two seasons.

McNamara and his wife, Kathy, are the parents of sons Daniel and Jake, and daughter Alix.

GRIFFINS HOCKEY STAFF

CURT FRASER HEAD COACH

Curt Fraser was named the eighth head coach in Griffins history on July 23, 2008. The 50-year-old brings 18 years' experience as a head coach, assistant coach and player in the NHL to his new role in Grand Rapids.

After compiling a tremendous head coaching resume in the International Hockey League during the '90s, Fraser was named the first head coach of the NHL's Atlanta Thrashers on July 14, 1999. He spent three and a half seasons behind the expansion team's bench, tutoring such stars as Dany Heatley and Ilya Kovalchuk during their first two pro campaigns and helping the Thrashers' 2000-01 squad improve by 21 points over its debut season.


Fraser's NHL resume also includes stints as an assistant coach with the New York Islanders in 2003-04 and St. Louis in 2005-06. He returns to North America after spending the last two years as the head coach of the Belarus national men's team, which qualified for the 2010 Olympics with a ninth-place finish at the 2008 IIHF World Championship.

In six seasons as a head coach in the IHL (Milwaukee 1992-94 and Orlando 1995-99), Fraser guided his teams to two division titles and four second-place finishes, posting a cumulative 281-158-10-42 record (0.625) and earning at least 40 wins in every campaign. He was selected to coach in the IHL All-Star Game on three occasions, in 1996 and 1997 while with Orlando (Eastern Conference) and in 1993 while with Milwaukee (Western Conference).

Fraser led the Solar Bears to the Turner Cup Finals in both 1996 – as an expansion team – and 1999, and he orchestrated a first-round playoff triumph over Grand Rapids in 1997, ending the Griffins' inaugural season. His Orlando teams won eight of 12 playoff series and posted a 17-4 record in elimination games, while his 1998-99 club became the first team in IHL history to overcome a 0-3 deficit in a best-of-seven series, defeating Detroit in the Eastern Conference Finals.

Becoming the Griffins' head coach represented a homecoming of sorts for Fraser on two fronts. Orlando provided his introduction to the DeVos family, as the Solar Bears were owned by Rich DeVos, the father of Griffins co-owner and president Dan DeVos. Meanwhile, Fraser's first taste of the AHL came in 1994-95 as an associate coach with Syracuse.

Vancouver's second pick (22nd overall) in the 1978 NHL Draft, Fraser spent his entire 12-year playing career (1978-90) as a left wing in the NHL, exhibiting a rare combination of scoring touch and toughness. He accumulated 433 points (193-240—433) and 1,306 penalty minutes in 704 contests with Vancouver, Chicago and Minnesota, highlighted by a personal-best 29-goal, 68-point season with the Blackhawks in 1985-86 and a trip to the Stanley Cup Finals with the Canucks in 1982.



Raised in Winnipeg and Vancouver, Fraser was born in Cincinnati while his father, Barry Beatty, was playing for the IHL's Mohawks. Diagnosed with diabetes during his fifth NHL season in 1983, he has been heavily involved in helping to raise awareness and funds for diabetes research and education.

Curt and his wife, Rhonda, are the parents of sons Casey, Jesse and Luke.



GRIFFINS HOCKEY STAFF

Fraser's Coaching Record

Season	Team	League	Position	Regular Season								Playoffs			
				GP	W	L	T	OTL	SOL	PCT	GP	W	L	PCT	
1990-91	Milwaukee	IHL	Asst. Coach	82	36	43	--	3	--	0.457	6	2	4	0.333	
1991-92	Milwaukee	IHL	Asst. Coach	82	38	36	--	8	--	0.512	5	1	4	0.200	
1992-93	Milwaukee	IHL	Head Coach	82	49	23	--	10	--	0.659	6	2	4	0.333	
1993-94	Milwaukee	IHL	Head Coach	81	40	24	--	--	17	0.599	4	0	4	0.000	
1994-95	Syracuse	AHL	Assoc. Coach	80	29	42	9	--	--	0.419	--	--	--	--	
1995-96	Orlando	IHL	Head Coach	82	52	24	--	--	6	0.671	23	11	12	0.478	
1996-97	Orlando	IHL	Head Coach	82	53	24	--	--	5	0.677	10	4	6	0.400	
1997-98	Orlando	IHL	Head Coach	82	42	30	--	--	10	0.573	17	9	8	0.529	
1998-99	Orlando	IHL	Head Coach	82	45	33	--	--	4	0.573	17	10	7	0.588	
1999-00	Atlanta	NHL	Head Coach	82	14	57	7	4	--	0.238	--	--	--	--	
2000-01	Atlanta	NHL	Head Coach	82	23	45	12	2	--	0.366	--	--	--	--	
2001-02	Atlanta	NHL	Head Coach	82	19	47	11	5	--	0.329	--	--	--	--	
2002-03	Atlanta	NHL	Head Coach	33	8	20	1	4	--	0.318	--	--	--	--	
2003-04	NY Islanders	NHL	Asst. Coach	82	38	29	11	4	--	0.555	5	1	4	0.200	
2004-05	--	--	--	--	--	--	--	--	--	--	--	--	--	--	
2005-06	St. Louis	NHL	Asst. Coach	82	21	46	--	7	8	0.348	--	--	--	--	
2006-07	Belarus Nat'l Team		Head Coach	--	--			Unavailable	--	--	--	--	--	--	
2007-08	Belarus Nat'l Team		Head Coach	--	--			Unavailable	--	--	--	--	--	--	
HEAD COACHING TOTALS				770	345	327	31	25	42	0.512	77	36	41	0.468	
NHL HEAD COACHING TOTALS				279	64	169	31	15	--	0.312	--	--	--	--	--
IHL HEAD COACHING TOTALS				491	281	158	--	10	42	0.625	77	36	41	0.468	--

Fraser's Playing Record

Season	Team	League	Regular Season						Playoffs					
			GP	G	A	PTS	PIM	GP	G	A	PTS	PIM		
1974-75	Victoria	WCHL	68	17	32	49	105	12	3	2	5	22		
1975-76	Victoria	WCHL	71	43	64	107	167	15	3	8	11	38		
1976-77	Victoria	WCHL	60	34	41	75	82	4	4	2	6	4		
1977-78	Victoria	WCHL	66	48	44	92	256	13	10	7	17	28		
1978-79	Vancouver	NHL	78	16	19	35	116	3	0	2	2	6		
1979-80	Vancouver	NHL	78	17	25	42	143	4	0	0	0	2		
1980-81	Vancouver	NHL	77	25	24	49	118	3	1	0	1	2		
1981-82	Vancouver	NHL	79	28	39	67	175	17	3	7	10	98		
1982-83	Vancouver	NHL	36	6	7	13	99	--	--	--	--	--		
	Chicago	NHL	38	6	13	19	77	13	4	4	8	18		
1983-84	Chicago	NHL	29	5	12	17	28	5	0	0	0	14		
1984-85	Chicago	NHL	73	25	25	50	109	15	6	3	9	36		
1985-86	Chicago	NHL	61	29	39	68	84	3	0	1	1	12		
1986-87	Chicago	NHL	75	25	25	50	182	2	1	1	2	10		
1987-88	Chicago	NHL	27	4	6	10	57	--	--	--	--	--		
	Minnesota	NHL	10	1	1	2	20	--	--	--	--	--		
1988-89	Minnesota	NHL	35	5	5	10	76	--	--	--	--	--		
1989-90	Minnesota	NHL	8	1	0	1	22	--	--	--	--	--		
NHL/PRO TOTALS			704	193	240	433	1306	65	15	18	33	198	--	--

GRIFFINS HOCKEY STAFF

JIM PAEK
ASSISTANT COACH

Jim Paek, who joined the Griffins as an assistant coach on Aug. 11, 2005, begins his fourth season behind the team's bench.


Paek, 41, helped guide Grand Rapids to the AHL's regular season championship in 2005-06 and another playoff berth in 2006-07. Last season, he earned the right to hoist Lord Stanley's Cup for the third time after coaching the Detroit Red Wings' "black aces" during the parent club's title run.

Ironically, that privilege came at the expense of the Pittsburgh Penguins, with whom Paek won consecutive Stanley Cups as a defenseman in 1991 and 1992. During five seasons in the NHL (1990-95), he tallied 34 points (5-29—34) and 155 penalty minutes in 217 games with Pittsburgh, the Los Angeles Kings and Ottawa Senators.

Born in Seoul, South Korea, Paek became the first Korean to both play in the NHL and have his name engraved on the Stanley Cup. In recognition of those accomplishments, Paek's Penguins jersey is displayed in the Hockey Hall of Fame in Toronto.

While in Pittsburgh, he was named the team's 1992 rookie of the year and was the co-winner of its 1993 community service award.

Traded to Los Angeles with former Griffin Marty McSorley for Tomas Sandstrom and Shawn McEachern on Feb. 16, 1994, Paek had the distinction of counting both Mario Lemieux and Wayne Gretzky as teammates. During his 16-year playing career, he also learned from some of hockey's most accomplished coaches, including the legendary Scotty Bowman, "Badger" Bob Johnson, and current Dallas Stars head coach Dave Tippett.



Paek began his professional career with a three-year stint in Muskegon, Mich., during which he helped the IHL's Lumberjacks win the 1989 Turner Cup. He added a fourth and final cup to his resume in 1999 as a member of the IHL's Houston Aeros.

Upon retiring in 2003, Paek was named head coach of the WHA2's Orlando Seals, guiding the club to a 27-25-5 record in 2003-04 and coaching in the league's all-star game. In 2004, he returned to Cleveland and served as an assistant coach for the St. Edwards High School team that won the Ohio state championship, and co-coach of the Cleveland Panthers bantam minor squad that captured the Eastern Elite Amateur Hockey League title.

Paek and his wife, Kortney, have two children, Megan and Kylan.

**Paek's Professional Coaching Record**

Season	Team	League	Position	Regular Season					Playoffs			
				GP	W	L	*T	PCT	GP	W	L	PCT
2003-04	Orlando	WHA2	Head Coach	57	27	25	5	0.518	--	--	--	--
2005-06	Grand Rapids	AHL	Asst. Coach	80	55	20	5	0.719	16	8	8	0.500
2006-07	Grand Rapids	AHL	Asst. Coach	80	37	32	11	0.531	7	3	4	0.429
2007-08	Grand Rapids	AHL	Asst. Coach	80	31	41	8	0.438	--	--	--	--
AHL TOTALS				240	123	93	24	0.563	23	11	12	0.478
PRO TOTALS				297	150	118	29	0.554	23	11	12	0.478

* Includes ties, overtime losses and shootout losses

GRIFFINS HOCKEY STAFF

Paek's Playing Record

Season	Team	League	Regular Season					Playoffs				
			GP	G	A	PTS	PIM	GP	G	A	PTS	PIM
1984-85	Oshawa	OHL	54	2	13	15	57	5	1	0	1	9
1985-86	Oshawa	OHL	64	5	21	26	122	6	0	1	1	9
1986-87	Oshawa	OHL	57	5	17	22	75	26	1	14	15	43
1987-88	Muskegon	IHL	82	7	52	59	141	6	0	0	0	29
1988-89	#Muskegon	IHL	80	3	54	57	96	14	1	10	11	24
1989-90	Muskegon	IHL	81	9	41	50	115	15	1	10	11	41
1990-91	Canadian National Team		48	2	12	14	24	--	--	--	--	--
	*Pittsburgh	NHL	3	0	0	0	9	8	1	0	1	2
1991-92	*Pittsburgh	NHL	49	1	7	8	36	19	0	4	4	6
1992-93	Pittsburgh	NHL	77	3	15	18	64	--	--	--	--	--
1993-94	Pittsburgh	NHL	41	0	4	4	8	--	--	--	--	--
	Los Angeles	NHL	18	1	1	2	10	--	--	--	--	--
1994-95	Ottawa	NHL	29	0	2	2	28	--	--	--	--	--
1995-96	Houston	IHL	25	2	5	7	20	--	--	--	--	--
	Minnesota	IHL	42	1	11	12	54	--	--	--	--	--
1996-97	Manitoba	IHL	9	0	2	2	12	--	--	--	--	--
	Cleveland	IHL	74	3	25	28	36	14	0	1	1	2
1997-98	Cleveland	IHL	75	7	9	16	48	10	2	1	3	4
1998-99	Cleveland	IHL	65	4	11	15	34	--	--	--	--	--
	#Houston	IHL	11	0	3	3	2	19	2	4	6	10
1999-00	Cleveland	IHL	69	2	20	22	27	9	0	2	2	2
2000-01	Nottingham	Britain	47	3	21	24	28	6	1	2	3	2
2001-02	Anchorage	WCHL	40	1	28	29	12	--	--	--	--	--
	Nottingham	Britain	5	0	0	0	4	6	0	1	1	4
2002-03	Nottingham	Britain	32	1	10	11	10	17	0	4	4	18
	NHL TOTALS		217	5	29	34	155	27	1	4	5	8
	PRO TOTALS		954	48	321	369	794	143	8	39	47	144

* Won Stanley Cup

Won Turner Cup

ROB SNITZER MEDICAL THERAPIST

The man responsible for the physical health and well-being of all Griffins players, **Rob Snitzer** commences his 13th season with the organization. Before coming to Grand Rapids, he served with the AHL's Prince Edward Island Senators from 1993-96.

Snitzer, who works with team doctors to direct the rehabilitation of injured players, also served as therapy consultant for the AFL's Grand Rapids Rampage during that team's inaugural 1998 season.

A Montreal native who holds degrees from Vanier College and Sheridan College, Snitzer has also worked with the AHL's Moncton Hawks and the St. Michael's Buzzers Jr. "B" club, as well as the Montreal Junior Concordes and McGill University football teams.

He and his wife, Margo, make their home in Kentwood with their children, Mallory and Wyatt.



GRIFFINS HOCKEY STAFF

BRAD THOMPSON EQUIPMENT MANAGER

A mainstay in the Griffins' locker room since the 1997-98 campaign, **Brad Thompson** begins his eighth season as the team's equipment manager.

Thompson, who is responsible for the purchasing and maintenance of all hockey equipment for the team, served four seasons as an equipment assistant before earning his promotion during the summer of 2001. A Grand Rapids native who can be found playing at rinks throughout the area, Thompson attended Wyoming Park High School and Grand Rapids Community College.

Last season Thompson was able to live a childhood dream, as he worked with the Detroit Red Wings' equipment staff during the team's run to the 2008 Stanley Cup championship.

Brad and his wife, Karrie, reside in Grand Rapids.



JAKE VISSER ASSISTANT EQUIPMENT MANAGER

Jake Visser begins his second campaign as the Griffins' assistant equipment manager, after serving seven seasons as a locker room attendant.

A native of Cutlerville, Visser is an avid softball and rec league hockey player. He is a 2005 graduate of South Christian High School and is currently enrolled in a general studies curriculum at Grand Rapids Community College.



Lord Stanley and the Griffins

Nineteen Griffins players have won the Stanley Cup, either after they played for Grand Rapids or before they first donned a Griffins sweater. In addition, assistant coach **Jim Paek** won a pair of Cups with the Pittsburgh Penguins in 1991 and 1992, while five others – **Jonathan Ericsson**, **Jimmy Howard**, **Jakub Kindl**, **Kyle Quincey** and **Mattias Ritola** – served as "black aces" during the Detroit Red Wings' 2008 championship run.



Player	Position	Stanley Cups	Griffins Season(s)
*Kevyn Adams	C	1 (2006 Carolina)	1996-97
*Dmitry Afanasev	LW	1 (2004 Tampa Bay)	2001-02
Danton Cole	RW/C	1 (1995 New Jersey)	1996-00
*Valtteri Filppula	C	1 (2008 Detroit)	2005-07
*Mark Hartigan	C	1 (2007 Anaheim and 2008 Detroit)	2007-08
*Darren Helm	C	1 (2008 Detroit)	2007-08
*Jiri Hudler	F	1 (2008 Detroit)	2003-06
*Tomas Kopecky	LW	1 (2008 Detroit)	2002-06
*Niklas Kronwall	D	1 (2008 Detroit)	2003-06
*Brett Lebda	D	1 (2008 Detroit)	2003-06
Manny Legace	G	1 (2002 Detroit)	2005-06
*Darren McCarty	RW	4 (1997-98, 2002 and 2008 Detroit)	2007-08
Marty McSorley	D	2 (1987-88 Edmonton)	2000-01
*Derek Meech	D	1 (2008 Detroit)	2004-08
*Chris Osgood	G	3 (1997-98 and 2008 Detroit)	2005-06
Pokey Reddick	G	1 (1990 Edmonton)	1996-98
*Darren Rumble	D	1 (2004 Tampa Bay)	1998-00
Blake Sloan	RW	1 (1999 Dallas)	2003-05
Jason Williams	C	1 (2002 Detroit)	2002-03

* Won a Stanley Cup after playing for the Griffins.

GRIFFINS FRONT OFFICE STAFF

Jessica Albert
Graphic Designer



Pete Austgen
*Group Ticket Sales
Account Executive*



Matt Batchelder
*Director of
Ticket Sales*



Donna Boersma
*Accounting
Assistant*



Jason Brower
*Database/Group
Service Intern*



Kelli Bytwork
*Game Operations
Intern*



Nick Caudle
*Game Operations
Intern*



Andrew Christmann
*Corporate Sales
Account Executive*



Randy Cleves
*Senior Director of
Public Relations*



Kevin Curnow
*Marketing and
Season Ticket
Account Manager*



Chad Erwin
*Ticket Operations
Intern*



Edward Falstrom
*Corporate Sales
Intern*



Amber Greeley
*Group Ticket
Sales Account
Executive*



John Hoffa
*Group Ticket
Sales Manager*



Kevin Huisman
*Ticket Operations
Manager*



Deb Huyser
*Administrative
Assistant
Griff's IceHouse*




Tracy Jutila
*Corporate Sales
Intern*



Chris Kroeze
*Accounting
Assistant*



Terry Marshall
*Facility Manager
Griff's IceHouse*



Matt Martinelli
*Assistant Facilities
Manager
Griff's IceHouse*

GRIFFINS FRONT OFFICE STAFF



Nate Meganck
Database/Group
Service Manager



Rich Meyers
Director of Game
Operations



Amanda Parrish
Corporate Sales
Account Manager



Kelly Pawlak
Executive Assistant



Anna Petersen
Community
Relations
Coordinator



Peter Piatek
Assistant Facilities
Manager
Griff's IceHouse



Lynn Rabaut
Executive Director
Griffins Youth
Foundation



Randy Rice
Public Relations
Assistant



Kevin Stevens
Season Ticket Sales
Account Executive



Kelli Szczepanski
Season Ticket Sales
Account Executive



Melissa Tarrant
Corporate Sales
Intern



Dave Tomke
Public Relations
Intern



Lisa Vedder
Director of
Accounting
and Tax



Keegan Welsh
Public Relations
Intern



Jamie Zwak
Database/Group
Service Intern

GRIFFINS GAME NIGHT STAFF

Supervisor of Off-Ice Officials

Walter Clarke

Off-Ice Officials

Jim Buffinga, Clare Harrington, Norm Kolenda,
Dan O'Hara, Harold Pierce, Jamie Pilbeam,
Sandy Reale, Skip Spencer, Mark Steenbergen,
Bob Thompson, Ed VanPortfliet Sr.

Off-Ice Officials - Primary Alternates

Bill Brengle, Bob Chase, Jan Clarke, Kory Fry,
Kyle Fry, Doug MacNeil, Phil Ripley, Jim Spars,
Dan Sundberg, Bob Tiesma

Photographer

Mark Newman

Videographers

Eric Nacke, Sam Reatini

Public Address Announcer

Eric Zane

Locker Room Attendants

Shane Mooney, Andrew Stegehuis


19

JUSTIN ABDELKADER

Center

(ab-dehl-KAY-duhr)

Height: 6'2" **Weight:** 215 **Shoots:** Left **Born:** 2/25/87 in Muskegon, Mich.
Drafted: Detroit's 2nd choice, 42nd overall, in 2005 NHL Entry Draft



First season as a Griffin...First year pro...Signed to an amateur tryout by Detroit, 4/3/08... Signed to a three-year entry-level contract by Detroit, 4/4/08....Assigned by Detroit, 10/5/08.

2007-08: Served as a "black ace" during the Detroit Red Wings' run to the Stanley Cup championship...Made his NHL debut with Detroit in its Presidents' Trophy-clinching win, 4/3/08 vs. Columbus, following the conclusion of his junior year at Michigan State... Named the CCHA's Best Defensive Forward in addition to winning the league's Humanitarian of the Year award...An Honorable Mention All-CCHA selection...Earned MSU hockey's Spartan Fitness Award, and received the Amo Bessone Award honoring athletic, academic and community participation...Posted career highs in all points categories, placing second on the Spartans and tying for eighth in the CCHA with 40 points

(19-21—40) in 42 contests...Ranked third on the team in goals and assists and first with a career-high 107 penalty minutes...Tied for eighth in the nation with five game-winning goals...Netted his first collegiate hat trick, 2/29/08 vs. Bowling Green...Named to the NCAA West Regional All-Tournament Team...Served as MSU's alternate captain...Started the "Shoot for a Cure" initiative, which raised more than \$5,000 to fight children's cancer. **2006-07:** Named the Most Outstanding Player at the 2007 Frozen Four and selected to the all-tournament team...Scored the game-winning goal in the National Championship game against Boston College with just 18.9 seconds left, the latest game-winner ever in an NCAA title game, to give the Spartans their first championship in 21 years...Placed third on the Spartans with 18 assists and 33 points...Led the team with 91 PIM...Helped Team USA to a bronze medal at the 2007 World Junior Championship in Sweden, logging two assists in seven games. **2005-06:** Helped Michigan State capture the CCHA tournament championship...Honorable Mention selection to the CCHA All-Rookie Team, ranking eighth among conference freshmen with 22 points (10-12—22) in 44 games. **2004-05:** Led USHL Cedar Rapids to the Clark Cup championship...Played in the USHL All-Star Game...Ranked among the team's leaders with a club record-tying 27 goals (T1st), 25 assists (T6th), 52 points (T3rd), 86 penalty minutes (3rd), nine power play goals (T2nd) and a plus-20 rating (T3rd)...His 52 points tied for 16th in league scoring. **2003-04:** Named Mr. Hockey by the Michigan High School Hockey Coaches while playing at Mona Shores High School in Muskegon...Member of the Dream Team and an all-state selection...Mona Shores lost to Trenton 4-3 in the Division 2 state final...At the USA Hockey Select-17 Festival in St. Cloud, Minn., in July 2004, he tied for the lead with five goals in six games while playing for Team Michigan.

Personal: Lives in Muskegon, Mich...Studied management in college...Greatest hockey memory is scoring the national championship-winning goal for Michigan State in 2007...Hockey idol as a youth was Steve Yzerman, whom he chose his jersey number in honor of...Greatest influence on his career was his parents...First job was working as a bag boy at the Muskegon Country Club...Proudest achievement is winning national championships at MSU and Cedar Rapids...Most exciting place he's visited is Sweden during the 2007 World Junior Championship...Played football, basketball and golf growing up...Once met actor John Cusack...Interests include animals, basketball, bicycling, boating, bowling, comedy, computers, dancing, fishing, golf, hiking, mountain biking, movies, ping-pong, pool, running, skiing, tennis, water sports and yoga...Favorite food is pasta...Favorite TV show is *Entourage*...Favorite web site is facebook.com...Favorite vacation spot is California...Roots for the Michigan State Spartans...Favorite sport to watch besides hockey is football.

FIRSTS

NHL Game: 4/3/08 DET vs. CBJ

NHL Goal: n/a

NHL Point: n/a


Season	Team	League	Regular Season					Playoffs				
			GP	G	A	PTS	PIM	GP	G	A	PTS	PIM
2002-03	Mona Shores	High-MI	—	23	29	52	—	—	—	—	—	—
2003-04	Mona Shores	High-MI	28	37	43	80	—	—	—	—	—	
2004-05	Cedar Rapids	USHL	60	27	25	52	86	11	0	4	4	8
2005-06	Michigan State	CCHA	44	10	12	22	83	—	—	—	—	—
2006-07	Michigan State	CCHA	38	15	18	33	91	—	—	—	—	—
2007-08	Michigan State	CCHA	42	19	21	40	107	—	—	—	—	—
	Detroit	NHL	2	0	0	0	2	—	—	—	—	—
NHL/PRO TOTALS			2	0	0	0	2	—	—	—	—	—

2

P.J. ATHERTON

Defenseman

Height: 6'2" **Weight:** 210 **Shoots:** Right **Born:** 8/16/82 in Edina, Minn.
Drafted: Tampa Bay's 5th choice, 170th overall, in 2002 NHL Entry Draft



First season as a Griffin...Third year pro...Signed to an amateur tryout by Springfield, 3/28/06...Recalled from Johnstown by Springfield, 2/27/07...Assigned to Johnstown by Springfield, 3/20/07...Recalled from Johnstown by Springfield, 3/26/07...Assigned to Johnstown by Springfield, 3/29/07...Recalled from Reading by Manchester, 3/6/08...Assigned to Reading by Manchester, 3/29/08...Signed by Grand Rapids, 9/5/08.

2007-08: Matched an AHL career high by appearing in nine contests with Manchester, earning three assists and eight penalty minutes...Led ECHL Reading defensemen in all points categories and ranked among the Royals' leaders with 25 assists (4th) and 41 points (3rd) in 55 games...Set pro career highs with 16 goals, 28 assists and 44 points...Skated in each of Reading's 13 playoff games, tallying four points (2-2-4) and ranking fifth on the team with 24 PIM. **2006-07:** Notched two points (1-1-2) in seven games with Springfield during his first full pro season...Appeared in 57 contests with

ECHL Johnstown, where his 29 points (5-24-29) tied for 10th on the team and second among Chiefs defensemen. **2005-06:** Scored a goal during his AHL/professional debut with Springfield, 3/31/06 vs. Hartford...Tallied an AHL career-high four points (1-3-4) in nine games with the Falcons...Finished his senior season at Minnesota as one of eight Golden Gophers to appear in all 41 games...Led the team with a career-high 68 penalty minutes and also recorded collegiate highs for games played, assists (6) and points (7). **2004-05:** Logged 17 games as a junior at Minnesota, registering four points (2-2-4) and 22 PIM. **2003-04:** Earned two assists in 28 games with the Golden Gophers...Named to the WCHA All-Academic Team. **2002-03:** Was a member of Minnesota's NCAA championship team as a freshman, registering four points (2-2-4) and 20 PIM in 20 games. **2001-02:** During his final season with USHL Cedar Rapids, he tied for first among team defensemen with 29 points (7-22-29) in 54 games...His 22 assists ranked third on the club, while his 101 PIM finished second...Named a USHL All-Star. **2000-01:** Skated in 43 USHL games for the Roughriders, earning 13 points (4-9-13) and 99 PIM.

Personal: Lives in Edina, Minn....Married to Andrea...Has an economics degree...Best friend in hockey is Andrew Martens...Greatest hockey memory is winning the 2003 NCAA championship with Minnesota...Hockey idol as a youth was Mike Modano...Greatest influence on his career was his youth coach, Curt Giles...Plans to work in finance after his playing career...First job was at a sporting goods store...Most exciting place he's visited is the Grand Canyon...Played football and soccer growing up...Once met President George W. Bush...Interests include golf, reading and water sports...Favorite food is filet mignon...Favorite music artist is Garth Brooks...Favorite movie is *Youngblood*...Favorite TV show is *Entourage*...Favorite web site is google.com...Favorite book is *Quiet Strength* by Tony Dungy...Roots for the Minnesota Golden Gophers...Favorite sport to watch besides hockey is football.

AHL CAREER HIGHS

Games Played: 9, twice (MR: 2007-08) **Assist Streak:** 2, twice (MR: 3/14/08-3/15/08)
Goals: 1, twice (MR: 2006-07) **Point Streak:** 3, 3/4/07-3/10/07
Assists: 3, twice (MR: 2007-08) **Goals, Game:** 1, twice (MR: 3/9/07 SPR vs. POR)
Points: 4, 2005-06 **Assists, Game:** 2, 4/5/06 SPR at MCH
PIM: 8, 2007-08 **Points, Game:** 2, 4/5/06 SPR at MCH
Goal Streak: 2, 3/4/07-3/9/07 **PIM, Game:** 6, 3/23/08 MCH vs. SPR

FIRSTS

AHL Game: 3/31/06 SPR vs. HFD **AHL Goal:** 3/31/06 SPR vs. HFD (Robert Gherson)
AHL Point: 3/31/06 SPR vs. HFD (goal)


Season	Team	League	Regular Season					Playoffs				
			GP	G	A	PTS	PIM	GP	G	A	PTS	PIM
1999-00	Edina	High-MN	38	7	15	22	—	—	—	—	—	
	Cedar Rapids	USHL	5	0	1	1	4	—	—	—	—	
2000-01	Cedar Rapids	USHL	43	4	9	13	99	4	2	0	2	10
2001-02	Cedar Rapids	USHL	54	7	22	29	101	8	0	0	0	14
2002-03	Minnesota	WCHA	20	2	2	4	20	—	—	—	—	
2003-04	Minnesota	WCHA	28	0	2	2	36	—	—	—	—	
2004-05	Minnesota	WCHA	17	2	2	4	22	—	—	—	—	
2005-06	Minnesota	WCHA	41	1	6	7	68	—	—	—	—	
	Springfield	AHL	9	1	3	4	4	—	—	—	—	
2006-07	Johnstown	ECHL	57	5	24	29	50	—	—	—	—	
	Springfield	AHL	7	1	1	2	2	—	—	—	—	
2007-08	Reading	ECHL	55	16	25	41	52	13	2	2	4	24
	Manchester	AHL	9	0	3	3	8	—	—	—	—	
AHL TOTALS			25	2	7	9	14	—	—	—	—	
PRO TOTALS			137	23	56	79	116	13	2	2	4	24

44

AARON DOWNEY

Right Wing

Height: 6'1" Weight: 215 Shoots: Right Born: 8/27/74 in Shelburne, Ontario



First season as a Griffin...14th year pro...Signed as a free agent by Boston, 1/20/98... Signed as a free agent by Chicago (NHL), 8/13/00...Assigned to Norfolk by Chicago for conditioning, 12/28/01...Recalled from Norfolk by Chicago, 1/10/02... Assigned to Norfolk by Chicago for conditioning, 2/25/02...Recalled from Norfolk by Chicago, 3/11/02...Signed as a free agent by Dallas, 7/3/02...Signed as a free agent by St. Louis, 8/1/05...Claimed on waivers by Montreal from St. Louis, 1/23/06... Reassigned to Providence from Hamilton by Montreal, 3/1/07...Signed as a free agent by Detroit, 10/3/07...Signed as a free agent by Detroit, 8/20/08...Assigned by Detroit, 10/8/08.

2007-08: Won the Stanley Cup as a member of the Detroit Red Wings, the fourth Original Six team he's played for...Registered three assists in an NHL career-high 56 games and led the Red Wings with 116 penalty minutes, also a personal NHL high.

2006-07: Split the season between Montreal (21 games) and Providence (15), notching one goal for the Canadiens. **2005-06:** Totaled 42 games for St. Louis and Montreal, setting NHL career bests with three goals, four assists and seven points...Notched a two-game goal streak for the Blues, 12/17/05-12/20/05. **2004-05:** Did not play due to NHL work stoppage. **2003-04:** Logged 37 games with Dallas, earning two points (1-1—2) and ranking fifth on the Stars with 77 PIM. **2002-03:** Appeared in 43 games during his first season with Dallas, notching two points (1-1—2) and 69 PIM...Recorded his first career NHL assist, 2/14/03 vs. Anaheim. **2001-02:** Skated in 36 NHL contests for Chicago while also logging 12 games with Norfolk...Registered his first NHL point by scoring the game-winning goal against Dominik Hasek, 11/4/01 vs. Detroit...Recorded an NHL career-high 32 PIM, 10/11/01 vs. Phoenix...Played in four playoff contests for the Blackhawks, tying for second on the team with eight PIM. **2000-01:** Spent majority of the campaign with Norfolk, tallying a career-high 15 assists and totaling 21 points in 67 contests...Ranked second on the Admirals with 234 PIM...Went top-scoring with six PIM in three games with Providence, notching 10 points (6-4—10) and leading the Bruins with 221 PIM...Made his NHL debut with Boston, 3/30/00 vs. St. Louis. **1998-99:** Won the Calder Cup as a member of the Providence Bruins...Recorded his second-straight 400+ PIM campaign (401), also marking the second year in a row he led the AHL in sin bin time...Set AHL career highs with 10 goals and 22 points...Skated in each of Providence's 19 playoff games, tallying two points (1-1—2) and 46 PIM. **1997-98:** Led the AHL with 407 PIM and tallied 15 points (5-10—15) in an AHL career-high 78 games with Providence. **1996-97:** Made his AHL debut in three games with Portland... Played most of the season with ECHL Hampton Roads, posting 16 points (8-8—16) and leading the team with 338 PIM through 64 games...Logged two IHL contests with Manitoba. **1995-96:** Made his professional debut with Hampton Roads, appearing in 65 games...Tallied career highs with 12 goals and 23 points and led the Admirals with 354 PIM.

Personal: Shared the Stanley Cup with family and friends in his native Melancthon Township, Ontario, and took photos with the Cup in his family's potato fields...Was the guest of honor at a Cup parade of more than 6,000 people and was honored by the deputy mayor of Mulmur Township, as 6/29/08 was declared Aaron Downey Day in the community.



Getty Images

AHL CAREER HIGHS

Games Played: 78, 1997-98**Goals:** 10, 1998-99**Assists:** 15, 2000-01**Points:** 22, 1998-99**PIM:** 407, 1997-98**Goal Streak:** 2, 2/6/00-2/25/00**Assist Streak:** 4, 10/11/00-10/20/00**Point Streak:** 4, 10/11/00-10/20/00**Goals, Game:** 2, twice (MR: 4/2/99 PRO vs. HFD)**Assists, Game:** 2, three times (MR: 10/14/00 NOR vs. LOW)**Points, Game:** 3, 4/2/99 PRO vs. HFD**PIM, Game:** 35, 1/29/99 PRO at ALB

FIRSTS

AHL Game: 11/9/96 POR vs. SJN**AHL Point:** 10/3/97 PRO vs. HFD (assist)**AHL Goal:** 11/15/97 PRO at SPR (Sylvain Daigle)**NHL Game:** 3/30/00 BOS vs. STL**NHL Point:** 11/4/01 CHI vs. DET (goal)**NHL Goal:** 11/4/01 CHI vs. DET (Dominik Hasek)

Season	Team	League	Regular Season					Playoffs				
			GP	G	A	PTS	PIM	GP	G	A	PTS	PIM
1990-91	Grand Valley	OHA-C	27	6	8	14	57	—	—	—	—	—
1991-92	Collingwood	OHA-B	40	9	8	17	111	—	—	—	—	—
1992-93	Guelph	OHL	53	3	3	6	88	5	1	0	1	0
1993-94	Cole Harbour	NSMHL	35	8	20	28	210	—	—	—	—	—
1994-95	Cole Harbour	NSMHL	40	10	31	41	320	—	—	—	—	—
1995-96	Hampton Roads	ECHL	65	12	11	23	354	—	—	—	—	—
1996-97	Hampton Roads	ECHL	64	8	8	16	338	9	0	3	3	26
	Manitoba	IHL	2	0	0	0	17	—	—	—	—	—
	Portland	AHL	3	0	0	0	19	—	—	—	—	—
1997-98	Providence	AHL	78	5	10	15	*407	—	—	—	—	—
1998-99	Providence	AHL	75	10	12	22	*401	19	1	1	2	46
1999-00	Providence	AHL	47	6	4	10	221	14	1	0	1	24
	Boston	NHL	1	0	0	0	0	—	—	—	—	—
2000-01	Norfolk	AHL	67	6	15	21	234	9	0	0	0	4
	Chicago	NHL	3	0	0	0	6	—	—	—	—	—
2001-02	Chicago	NHL	36	1	0	1	76	4	0	0	0	8
	Norfolk	AHL	12	0	2	2	21	—	—	—	—	—
2002-03	Dallas	NHL	43	1	1	2	69	—	—	—	—	—
2003-04	Dallas	NHL	37	1	1	2	77	—	—	—	—	—
2004-05	DID NOT PLAY	—	—	—	—	—	—	—	—	—	—	—
2005-06	St. Louis	NHL	17	2	0	2	45	—	—	—	—	—
	Montreal	NHL	25	1	4	5	50	1	0	0	0	0
2006-07	Montreal	NHL	21	1	0	1	48	—	—	—	—	—
	Providence	AHL	15	0	0	0	30	1	0	0	0	12
2007-08	Detroit	NHL	56	0	3	3	116	—	—	—	—	—
	NHL TOTALS		239	7	9	16	487	5	0	0	0	8
	AHL TOTALS		297	27	43	70	1333	43	2	1	3	86
	PRO TOTALS		667	54	71	125	2529	57	2	4	6	120


* led league

8

CORY EMMERTON

Center

Height: 6'0" Weight: 185 Shoots: Left Born: 6/1/88 in St. Thomas, Ontario
Drafted: Detroit's 1st choice, 41st overall, in 2006 NHL Entry Draft



Third season as a Griffin...First year pro...Signed to a three-year entry-level contract by Detroit, 4/4/07...Signed to an amateur tryout by Grand Rapids, 4/5/07...Traded to Brampton by Kingston for Justin Levac, Thomas Middup and five OHL Priority Selection choices, 12/5/07...Reassigned to Grand Rapids from Brampton by Detroit, 3/29/08...Recalled by Detroit, 4/13/08...Assigned by Detroit, 10/5/08.

2007-08: Appeared in seven games with Grand Rapids and earned his first AHL point with an assist, 3/30/08 at Chicago...Spent a brief stint as a "black ace" with the Red Wings during the early part of their Stanley Cup run...Attended Team Canada's training camp for the World Championship, logging two exhibition games...Split his final OHL season between Kingston and Brampton, racking up 61 points (25-36—61) through 54 games...Captained Kingston at the beginning of the campaign, tallying 31 points (13-18—31) in 24 games to tie for eighth on the team...Recorded career

highs with four goals and six points in Kingston's 7-3 win, 11/7/07 at Belleville...Attended the selection camp for Canada's World Junior Championship team but was sent home due to mononucleosis, which also caused him to miss more than a month before debuting with Brampton...Once healthy, he notched 30 points (12-18—30) in 30 contests with the Battalion...Was a member of Team OHL at the ADT Canada-Russia Challenge for the third-straight year. **2006-07:** Appeared in two Calder Cup playoff games with the Griffins, making his pro debut on 4/19/07 at Manitoba...Despite missing nine weeks with a broken ankle, he placed among Kingston's leaders with a career-high 29 goals (T3rd), 37 assists (5th) and 66 points (4th) in 40 games...Scored two goals for Team OHL to lead his squad to a 5-0 win over Russia in the ADT Canada-Russia Challenge...Led Kingston with five goals and tied for first on the team with seven points through five playoffs games...Voted the third smartest player in the OHL Eastern Conference coaches' poll. **2005-06:** Led Kingston, set personal bests and placed among the OHL's leaders with 64 assists (T9th), 90 points (11th) and a plus-37 rating (1st)...Also ranked fifth on the team with 26 goals...Helped Team Canada to a fourth-place finish at the World U18 Championship in Sweden, contributing two points (1-1—2) in seven games...Appeared in the OHL All-Star Game as a member of the Eastern Conference All-Stars and earned an assist...Also participated in the CHL Top Prospects Game and the ADT Canada-Russia Challenge...Ranked third in voting for the OHL's most sportsmanlike player award...Tied Wojtek Wolski for the smartest player award in the Eastern Conference coaches' poll. **2004-05:** Placed sixth in scoring on Kingston during his rookie OHL campaign with 38 points (17-21—38) in 58 games...Named to the OHL All-Scholastic Team.

Personal: Lives in St. Thomas, Ontario...Best friend in hockey is Chris Stewart...Greatest hockey memory is playing his first exhibition game with the Red Wings...Hockey idol as a youth was Mario Lemieux...Greatest influences on his career were his parents and coaches...First job was working at a hockey camp...Most exciting places he's visited were Russia, Sweden and Cancun...Played soccer, baseball and basketball growing up...Once met Tigers great Willie Horton...Interests include baseball, basketball, bicycling, comedy, golf, mountain biking, movies, tennis, video games and weightlifting...Favorite foods are chicken, rice and green beans...Favorite music artist is Lil Wayne...Favorite movie is *Step Brothers*...Favorite TV show is *Friday Night Lights*...Favorite web site is facebook.com...Favorite vacation spot is Mexico...Favorite sport to watch besides hockey is baseball.

AHL CAREER HIGHS

Games Played: 7, 2007-08
Goals: n/a
Assists: 1, 2007-08
Points: 1, 2007-08
PIM: n/a
Goal Streak: n/a

Assist Streak: n/a
Point Streak: n/a
Goals, Game: n/a
Assists, Game: 1, 3/30/08 GR at CHI
Points, Game: 1, 3/30/08 GR at CHI
PIM, Game: n/a

FIRSTS

AHL Game: 4/19/07 GR at MTB (playoffs)
AHL Point: 3/30/08 GR at CHI (assist)

AHL Goal: n/a


Season	Team	League	Regular Season					Playoffs				
			GP	G	A	PTS	PIM	GP	G	A	PTS	PIM
2004-05	Kingston	OHL	58	17	21	38	8	—	—	—	—	—
2005-06	Kingston	OHL	66	26	64	90	32	6	2	0	2	6
2006-07	Kingston	OHL	40	29	37	66	22	5	5	2	7	2
	Grand Rapids	AHL	—	—	—	—	—	2	0	0	0	0
2007-08	Kingston	OHL	24	13	18	31	6	—	—	—	—	—
	Brampton	OHL	30	12	18	30	10	5	0	2	2	2
	Grand Rapids	AHL	7	0	1	1	0	—	—	—	—	—
GRIFFINS/AHL/PRO TOTALS			7	0	1	1	0	2	0	0	0	0

4

JONATHAN ERICSSON

Defenseman

Height: 6'5" **Weight:** 220 **Shoots:** Left **Born:** 3/2/84 in Karlskrona, Sweden
Drafted: Detroit's 10th choice, 291st overall, in 2002 NHL Entry Draft



Alternate captain...Third season as a Griffin...Third year pro in North America...Signed by Detroit, 5/31/06...Assigned by Detroit, 10/12/06...Recalled by Detroit, 5/3/07...Assigned by Detroit, 9/30/07...Recalled by Detroit, 2/20/08...Assigned by Detroit, 3/10/08...Recalled by Detroit, 4/6/08...Assigned by Detroit, 4/7/08...Recalled by Detroit, 4/13/08...Assigned by Detroit, 10/7/08.

2007-08: Served as a "black ace" during the Detroit Red Wings' run to the Stanley Cup championship...Made his NHL debut with Detroit, 2/22/08 at Calgary, and totaled eight games with the Red Wings...Scored his first NHL goal in just his third game, 2/26/08 at Edmonton, sending a slap shot past Mathieu Garon...Tallied a career-high 34 points (10-24-34) in 69 games with Grand Rapids to rank second among Griffins defensemen and tie for sixth overall on the club...Placed third on the team and second among its blueliners with a plus-four rating...Ranked fourth on Grand Rapids with 83 penalty minutes...Played for the PlanetUSA squad at the 2008 AHL All-Star Classic in Binghamton, N.Y., where he

placed second in the Hardest Shot contest during the skills competition with a 100.1 mph blast...Earned an assist during PlanetUSA's 9-8 shootout loss to the Canadian All-Stars in the all-star game...Matched an AHL career-high scoring streak by recording six points (3-3-6) during a four-game span...Missed his only shootout attempt. **2006-07:** Made his AHL and North American debut with the Griffins...Led Grand Rapids defensemen with 24 assists - third overall on the team - and 29 points (tied)...His career-high 102 PIM tied for third on the Griffins and second among their defensemen...His three shootout goals tied for second among AHL defensemen, while his 0.500 shootout percentage tied for third...Tied a Griffins record by scoring two power play goals in one period, 11/24/06 vs. Chicago (2nd period). **2005-06:** Spent majority of season with Sodertalje of the Swedish Elite League, seeing action as both a defenseman and a center. **2004-05:** Played most of season on defense for Huddinge of Sweden's second level, while also seeing time at center with Sodertalje. **2003-04:** Made his pro debut in the Swedish Elite League with Sodertalje...Played primarily at center in the SEL but was used as a defenseman at the J-20 level. **2002-03:** Following a solid debut in Sweden's third-tier league with Hasten, he earned a two-year contract with Sodertalje of the SEL. **2001-02:** Played first game on defense for Hasten after having previously played as a center.

Personal: Spent his day with the Stanley Cup at the arena in Sodertalje, Sweden, where he played growing up, and at a party at home with family and friends...Lives in Norrköping, Sweden...Best friend in hockey is Alexander Bergh...Greatest hockey memory is being part of the Red Wings' Stanley Cup run in 2008...Hockey idols as a youth were Mario Lemieux and Nicklas Lidstrom...Greatest influence on his career was his family...Plans to coach after his playing career...First job was putting out orders for ice cream trucks...Most unique place he's visited is the Greek island of Kefalonia...Also speaks Swedish...Played soccer growing up...Once met the king of Sweden...Interests include baseball, boating, card games, cars, fishing, motorcycles, movies, paintball, ping-pong, skiing, soccer, tennis, video games, water sports and weightlifting...Favorite food is kebab roll...Favorite movie is *Man on Fire*...Favorite TV show is *Heroes*...Favorite web site is nhl.com...Favorite vacation spot is Greece...Favorite sport to watch besides hockey is soccer.

AHL CAREER HIGHS

Games Played: 69, 2007-08**Goals:** 10, 2007-08**Assists:** 24, twice (MR: 2007-08)**Points:** 34, 2007-08**PIM:** 102, 2006-07**Goal Streak:** 2, twice (MR: 3/26/08-3/28/08)**Assist Streak:** 3, three times (MR: 4/5/08-4/12/08)**Point Streak:** 4, three times (MR: 3/21/08-3/28/08)**Goals, Game:** 2, 11/24/06 GR vs. CHI**Assists, Game:** 3, 12/26/06 GR vs. PEO**Points, Game:** 3, 12/26/06 GR vs. PEO**PIM, Game:** 17, 12/21/07 GR vs. RFD

FIRSTS

AHL Game: 10/13/06 GR at TOR**AHL Point:** 10/13/06 GR at TOR (assist)**AHL Goal:** 11/24/06 GR vs. CHI (Michael Garnett)**NHL Game:** 2/22/08 DET at CGY**NHL Point:** 2/26/08 DET at EDM (goal)**NHL Goal:** 2/26/08 DET at EDM (Mathieu Garon)

Season	Team	League	Regular Season					Playoffs						
			GP	G	A	PTS	PIM	GP	G	A	PTS	PIM		
2001-02	Hasten	Sweden-Jr.												
2002-03	Hasten	Sweden-Jr.	13	4	9	13	37	2	0	1	1	2		
	Vita Hasten	Sweden-3	40	2	4	6	36							
2003-04	Sodertalje SK	Sweden-Jr.	16	3	4	7	18	2	0	0	0	0		
	Sodertalje SK	Sweden	42	1	0	1	12							
2004-05	Huddinge	Sweden-2	24	4	7	11	36							
	Sodertalje SK	Sweden	15	0	0	0	4	1	0	0	0	0		
2005-06	Sodertalje SK	Sweden-Jr.	1	0	0	0	2							
	Almtuna	Sweden-2	19	2	3	5	44							
	Sodertalje SK	Sweden	24	0	0	0	20							
	Sodertalje SK	Sweden-Q	7	0	1	1	4							
2006-07	Grand Rapids	AHL	67	5	24	29	102	7	0	0	0	8		
2007-08	Grand Rapids	AHL	69	10	24	34	83							
	Detroit	NHL	8	1	0	1	4							
	NHL TOTALS		8	1	0	1	4							
	GRIFFINS/AHL TOTALS		136	15	48	63	185	7	0	0	0	8		
	PRO TOTALS		225	17	48	65	225	8	0	0	0	8		

27

AARON GAGNON

Center
(GAN-yawn)

Height: 5'10" **Weight:** 185 **Shoots:** Right **Born:** 4/24/86 in Quesnel, British Columbia
Drafted: Phoenix's 8th choice, 240th overall, in 2004 NHL Entry Draft



First season as a Griffin...Second year pro...Signed as a free agent by Dallas, 2/2/07...Assigned to Iowa by Dallas, 10/12/07...Reassigned to Idaho from Iowa by Dallas, 10/15/07...Reassigned to Iowa from Idaho by Dallas, 11/24/07...Reassigned to Idaho from Iowa by Dallas, 1/8/08...Reassigned to Iowa from Idaho by Dallas, 1/19/08...Reassigned to Idaho from Iowa by Dallas, 3/18/08...Assigned to Grand Rapids by Dallas, 10/2/08.

2007-08: Made his AHL debut with Iowa, 11/24/07 at Grand Rapids...Earned one assist and eight penalty minutes in 25 games with the Stars...Made his pro debut with ECHL Idaho, recording 21 points (7-14—21) in 22 contests...Tied for fourth on the Steelheads with two points (1-1—2) through four playoff contests. **2006-07:** Named to the WHL West First All-Star Team...Awarded the Brad Hornung Trophy as the WHL's most sportsmanlike player...Led Seattle and established career highs in goals (42) and points (80) in 59 games, while his personal-best 38 assists tied for second on the team...His goal and point totals ranked second and 11th, respectively, in the WHL...Finished first on the Thunderbirds with a plus-27 rating...Led Seattle with six goals and placed second with eight points through 11 playoff contests. **2005-06:** Paced Seattle with 24 goals and 45 points, while ranking sixth on the team with 21 assists in 62 games...During the playoffs, he tied for first on the Thunderbirds with five goals and eight points and logged a team-high plus-six rating in seven games. **2004-05:** Earned WHL West First All-Star Team honors...Appeared in a career-high 72 games with Seattle, leading the team with 31 goals, 34 assists (tied) and 65 points...Established a career high and placed fifth on the team with a plus-28 rating...Logged 12 playoff games, ranking among the Thunderbirds' leaders with four goals (2nd), five assists (T2nd), nine points (T1st) and a plus-five rating (1st). **2003-04:** Tallied 36 points (21-15—36) in 63 contests to tie for fourth on Seattle...His 21 goals ranked third on the team, while his 15 assists tied for ninth. **2002-03:** Skated in 60 games for Seattle during his rookie WHL campaign, tallying 18 points (5-13—18)...Tied for 13th among league rookies in playoff scoring, earning five points (3-2—5) in 15 contests. **2001-02:** Made his WHL debut with Seattle, appearing in two games.

Personal: Lives in Kelowna, British Columbia...Best friend in hockey is Clayton Barthel...Greatest hockey memory is his last year of junior hockey...Hockey idol as a youth was Pavel Bure...Greatest influences on his career were his dad and his minor hockey coach...Proudest achievement was signing an NHL contract...Played golf growing up...Interests include animals, baseball, baking, bicycling, boating, camping, comedy, computers, cooking, golf and video games...Favorite foods are steak and sushi...Favorite music artist is George Strait...Favorite movie is *The Count of Monte Cristo*...Favorite TV show is *Trailer Park Boys*...Favorite web site is nhl.com...Favorite vacation spot is Mexico.

AHL CAREER HIGHS

Games Played: 25, 2007-08
Goals: n/a
Assists: 1, 2007-08
Points: 1, 2007-08
PIM: 8, 2007-08
Goal Streak: n/a

Assist Streak: n/a
Point Streak: n/a
Goals, Game: n/a
Assists, Game: 1, 3/14/08 IOW at QCY
Points, Game: 1, 3/14/08 IOW at QCY
PIM, Game: 2, four times (MR: 1/26/08 IOW at RFD)

FIRSTS

AHL Game: 11/24/07 IOW at GR
AHL Point: 3/14/08 IOW at QCY (assist)

AHL Goal: n/a

Season	Team	League	Regular Season					Playoffs				
			GP	G	A	PTS	PIM	GP	G	A	PTS	PIM
2001-02	North Okanoghan	BCAHA	41	59	59	118	60	—	—	—	—	—
	Seattle	WHL	2	0	0	0	0	—	—	—	—	—
2002-03	Seattle	WHL	60	5	13	18	14	15	3	2	5	4
2003-04	Seattle	WHL	63	21	15	36	29	—	—	—	—	—
2004-05	Seattle	WHL	72	31	34	65	29	12	4	5	9	16
2005-06	Seattle	WHL	62	24	21	45	40	7	5	3	8	6
2006-07	Seattle	WHL	59	42	38	80	58	11	6	2	8	10
2007-08	Idaho	ECHL	22	7	14	21	4	4	1	1	2	2
	Iowa	AHL	25	0	1	1	8	—	—	—	—	—
AHL TOTALS			25	0	1	1	8	—	—	—	—	—
PRO TOTALS			47	7	15	22	12	4	1	1	2	2

12

TOM GALVIN

Defenseman

Height: 5'10" **Weight:** 195 **Shoots:** Right **Born:** 11/2/79 in Staten Island, N.Y.



Third season as a Griffin...Fifth year pro...Signed to a professional tryout by Grand Rapids, 10/3/06...Signed to a standard player's contract by Grand Rapids, 12/7/06...Assigned to Muskegon, 1/3/07...Recalled from Muskegon, 1/15/07...Assigned to Muskegon, 1/18/07...Recalled from Muskegon, 1/23/07...Assigned to Muskegon, 1/27/07...Recalled from Muskegon, 2/1/07...Assigned to Muskegon, 2/2/07...Recalled from Muskegon, 2/5/07...Assigned to Muskegon, 4/17/07...Signed to a professional tryout by Grand Rapids, 9/26/07...Signed to a professional tryout by Grand Rapids, 12/8/07... Signed to a standard player's contract by Grand Rapids, 1/17/08.

2007-08: Tied for first among Griffins defensemen and fourth on the team with 75 games played...Set AHL career highs in goals (1), assists (16), points (17) and penalty minutes (46)...His 16 assists ranked third among Griffins blueliners while his 17 points tied for fourth...His plus-10 rating tied for the team lead. **2006-07:** Made his AHL debut with the Griffins, earning seven assists and 32 penalty minutes in 41 games played...Also logged 14

contests with UHL Muskegon. **2005-06:** While splitting his UHL season between Quad City and Muskegon, he set career highs with 77 games played, five goals, 26 assists (tied), 31 points and 73 penalty minutes...Ranked second among the Mallards' defensemen in scoring upon his March 8 trade to Muskegon...Appeared in all 12 Fury playoff games, leading the club's defensemen and ranking third among UHL blueliners with eight points (2-6-8)...His two goals tied for the league high among defensemen and his plus-three rating tied for second on Muskegon. **2004-05:** Established a pro career high with 26 assists as a rookie for ECHL Reading, leading the Royals to the North Division title...Paced the team's defensemen in goals (4, tied), assists and points (30)...Helped Reading allow a league-low 161 goals. **2003-04:** Made his pro debut with ECHL Atlantic City after completing his collegiate career at Notre Dame...Helped lead the Fighting Irish to their first-ever NCAA tournament appearance, a 5-2 loss to Minnesota on March 27 at Van Andel Arena...His 18 assists tied Brett Lebda for third on the team and first among defensemen, while his 19 points ranked third among blueliners...Registered 40 PIM, his most with Notre Dame, and equaled his high of 39 games played. **2002-03:** Appeared in 39 games for the Irish, setting his collegiate high. **2001-02:** Enjoyed his best campaign at Notre Dame, logging personal bests with four goals, 19 assists and 23 points...Led the team's defensemen and ranked among its overall leaders in assists (2nd) and points (3rd).

Personal: Lives in Miller Place, N.Y...Has a degree in business management...Best friend in hockey is Neil Komadoski...Greatest hockey memory is receiving a scholarship to Notre Dame...Hockey idol as a youth was Pelle Lindbergh...Greatest influence on his career was his father...Plans to work in finance after his playing career...First job was as a butcher...Played basketball and lacrosse growing up...Interests include basketball, card games, comedy, computers, fantasy sports, reading, Scrabble, video games and weightlifting...Favorite food is filet mignon...Favorite music artists are U2...Favorite movie is *Rocky*...Favorite TV show is *The Simpsons*...Favorite web site is espn.com...Favorite vacation spot is Hawaii...Roots for the Notre Dame Fighting Irish, New York Giants and New York Mets...Favorite sport to watch besides hockey is football.

AHL CAREER HIGHS

Games Played: 75, 2007-08
Goals: 1, 2007-08
Assists: 16, 2007-08
Points: 17, 2007-08
PIM: 46, 2007-08
Goal Streak: n/a
Assist Streak: 3, twice (MR: 11/10/07-11/15/07)
Point Streak: 3, twice (MR: 11/10/07-11/15/07)
Goals, Game: 1, 1/9/08 GR at OCY
Assists, Game: 2, 10/20/06 GR vs. HOU
Points, Game: 2, 10/20/06 GR vs. HOU
PIM, Game: 8, 4/4/08 GR vs. HOU

FIRSTS

AHL Game: 10/7/06 GR at HOU
AHL Goal: 1/9/08 GR at OCY (Matt Keetley)
AHL Point: 10/20/06 GR vs. HOU (assist)

Season	Team	League	Regular Season					Playoffs				
			GP	G	A	PTS	PIM	GP	G	A	PTS	PIM
1998-99	Waterloo	USHL	55	4	21	25	40	—	—	—	—	—
1999-00	Waterloo	USHL	58	9	33	42	62	4	0	1	1	6
2000-01	Notre Dame	CCHA	26	0	4	4	18	—	—	—	—	—
2001-02	Notre Dame	CCHA	38	4	19	23	28	—	—	—	—	—
2002-03	Notre Dame	CCHA	39	3	9	12	27	—	—	—	—	—
2003-04	Notre Dame	CCHA	39	1	18	19	40	—	—	—	—	—
	Atlantic City	ECHL	2	1	0	1	0	3	0	2	2	0
2004-05	Reading	ECHL	67	4	26	30	48	8	2	2	4	14
2005-06	Quad City	UHL	57	5	19	24	63	—	—	—	—	—
	Muskegon	UHL	20	0	7	7	10	12	2	6	8	6
2006-07	Grand Rapids	AHL	41	0	7	7	32	—	—	—	—	—
	Muskegon	UHL	14	1	4	5	20	7	1	1	2	9
2007-08	Grand Rapids	AHL	75	1	16	17	46	—	—	—	—	—
GRIFFINS/AHL TOTALS			116	1	23	24	78	—	—	—	—	—
PRO TOTALS			276	12	79	91	219	30	5	11	16	29

14

RANDALL GELECH

Right Wing
(GEHL-ihch)

Height: 6'2" **Weight:** 212 **Shoots:** Right **Born:** 2/2/84 in Wynyard, Saskatchewan
Drafted: Phoenix's 5th choice, 208th overall, in 2003 NHL Entry Draft



Second season as a Griffin...Fifth year pro...Signed as a free agent by Detroit, 7/16/07...Assigned by Detroit, 9/25/07...Assigned by Detroit, 10/3/08.

2007-08: Made his Griffins debut...Scored the game-winning goal with 2:03 remaining in a 1-0 win at Milwaukee, 12/2/07...Appeared in his 300th AHL/pro contest during the last game of the season, 4/12/08 vs. Manitoba. **2006-07:** Ranked fourth on AHL San Antonio with a career-high 17 goals...Also set personal bests with 17 assists and 34 points. **2005-06:** His 75 games played placed fourth on the Rampage. **2004-05:** Made his AHL/pro debut with Utah, finishing second on the Grizzlies with 15 goals and five power play goals (ted)...Ranked fifth on the club with 27 points and established a career high of 72 PIM. **2003-04:** Won a Memorial Cup with Kelowna and was named to the tournament's All-Star Team...His three goals tied for the tournament lead while

his four points tied for fifth...Won the B.C. Division title...Led Kelowna with 30 goals during the regular season, tying for 19th in the WHL and setting a high for his junior career...Also set personal bests and ranked among the team's leaders with 49 points (1st) and 117 PIM (4th)...Paced the club with 10 playoff tallies, placed third with 14 points and tied for fourth with 22 PIM. **2002-03:** Was a member of Kelowna's WHL championship team, helping the club earn a Memorial Cup Finals berth and capture the B.C. Division crown...Set a junior-career high with 20 assists...Placed fifth on the team in goals during both the regular season (25) and playoffs (80). **2000-01:** Helped Kelowna win the West Division.

Personal: Lives in Kelowna, British Columbia...Best friend in hockey is Carsen Gernym...Greatest hockey memory is winning the Memorial Cup in 2004...Hockey idol as a youth was Theo Fleury...Greatest influences on his career were his minor hockey coaches and his parents...Plans to become a coach after his playing career...First job was washing cars at a dealership...Most exciting thing he's done is attend the Kentucky Derby...Played baseball, football, track and volleyball growing up...Once met music artists Nick Lachey and Carrie Underwood and actress Megan Fox...Interests include animals, baseball, baking, bicycling, boating, bowling, camping, card games, cars, comedy, cooking, fishing, golf, hiking, mountain biking, movies, paintball, pinball, ping-pong, pool, reading, running, Scrabble, soccer, softball, tennis, video games, water sports, weightlifting and wine...Favorite food is Italian...Favorite music artists are The Tragically Hip, Red, MGMT, Tiesto, Breaking Benjamin and Carrie Underwood...Favorite movies are *The Wrong Guy* and *Wedding Crashers*...Favorite TV show is *Family Guy*...Favorite book is *The Dirt* by Motley Crue...Roots for Gonzaga...Favorite sport to watch besides hockey is football.

AHL CAREER HIGHS

Games Played: 79, 2006-07
Goals: 17, 2006-07
Assists: 17, 2006-07
Points: 34, 2006-07
PIM: 72, 2004-05
Goal Streak: 2, six times (MR: 1/6/07-1/7/07)

Assist Streak: 3, 10/21/05-10/28/05
Point Streak: 4, 2/8/05-2/12/05
Goals, Game: 2, five times (MR: 3/5/07 SAN at MIL)
Assists, Game: 2, twice (MR: 2/10/07 SAN at MIL)
Points, Game: 3, 2/10/07 SAN at MIL
PIM, Game: 17, 1/29/05 UTA vs. MTB

FIRSTS

AHL Game: 10/13/04 UTA vs. CIN
AHL Point: 10/20/04 UTA vs. MCH (assist)

AHL Goal: 11/6/04 UTA at MTB (Wade Flaherty)


Season	Team	League	Regular Season					Playoffs				
			GP	G	A	PTS	PIM	GP	G	A	PTS	PIM
2000-01	Kelowna	WHL	51	1	9	10	19	6	0	0	0	4
2001-02	Kelowna	WHL	48	6	2	8	33	15	2	1	3	15
2002-03	Kelowna	WHL	67	25	20	45	93	19	8	4	12	17
2003-04	Kelowna	WHL	71	30	19	49	117	17	10	4	14	22
2004-05	Utah	AHL	76	15	12	27	72	—	—	—	—	—
2005-06	San Antonio	AHL	75	9	12	21	39	—	—	—	—	—
2006-07	San Antonio	AHL	79	17	17	34	64	—	—	—	—	—
2007-08	Grand Rapids	AHL	70	7	8	15	37	—	—	—	—	—
GRIFFINS TOTALS			70	7	8	15	37	—	—	—	—	—
AHL/PRO TOTALS			300	48	49	97	212	—	—	—	—	—

20

DARREN HAYDAR

Right Wing

Height: 5'9" **Weight:** 175 **Shoots:** Right **Born:** 10/22/79 in Toronto, Ontario
Drafted: Nashville's 15th choice, 248th overall, in 1999 NHL Entry Draft



Captain...First season as a Griffin...Seventh year pro...Ranks among the AHL's all-time Calder Cup playoff leaders with 95 games played (T13th), 55 goals (1st), 69 assists (2nd) and 124 points (1st)...Re-signed as a free agent by Nashville, 8/15/05...Signed as a free agent by Atlanta, 7/4/06...Recalled from Chicago by Atlanta, 1/1/07...Assigned to Chicago by Atlanta, 1/2/07...Recalled from Chicago by Atlanta, 2/2/07...Assigned to Chicago by Atlanta, 2/12/07...Assigned to Chicago by Atlanta, 9/27/07...Recalled from Chicago by Atlanta, 10/11/07...Assigned to Chicago by Atlanta, 12/16/07...Signed as a free agent by Detroit, 7/23/08...Assigned by Detroit, 10/3/08.

2007-08: Won the second Calder Cup of his career as Chicago's captain...

Became the AHL's career playoff leader in both goals (with his 52nd, surpassing Jody Gage) and points (his 120th, eclipsing Willie Marshall) in the same game, 6/1/08 vs. Wilkes-Barre/Scranton (Game 2 of the Calder Cup Finals)...His 12 goals tied for the league lead during the playoffs, while his 27 points tied for third in the AHL and placed second on the Wolves...During the regular season, he placed fifth on Chicago with 39 assists and 58 points in just 51 games...Earned a career-high 22 penalty minutes, 4/12/08 vs. Rockford...Had 13 points (5-8-13) during a season-high eight-game point streak, 3/2/08-3/18/08...Scored three game-winning goals in four games, 3/8/08-3/14/08...Notched the second hat trick of his pro career, 1/5/08 at Milwaukee...Logged 16 NHL games with Atlanta, earning his first two NHL points with a goal and an assist, 10/13/07 vs. New Jersey...Totaled eight points (1-7-8) during his stint with the parent club. **2006-07:** Won the Les Cunningham Award as the AHL's most valuable player and the John B. Sollenberger Trophy as the league's leading scorer...Named to the AHL's First All-Star Team...Scored a goal for the Canadian squad in the AHL All-Star Game...Led the AHL and set career highs with 81 assists and 122 points for Chicago, while his personal-best 41 goals tied for third on the circuit...Appeared in 15 Calder Cup playoff contests with the Wolves, leading the league with 10 goals and 24 points and tying for second with 14 assists...Totaled 146 points between the regular season (122) and playoffs (24), finishing just four points shy of the highest combined total in AHL history...Tallied at least one point in each of the Wolves' first 39 games (10/7/06-1/6/07), setting the AHL record for longest point streak...He scored 79 points (24-55-79) during the streak, a total that only nine other players matched over the entire season...Failed to earn a point in just 10 of his 73 games played...Registered four points on seven different occasions...Set a Wolves franchise record by earning an assist in 14 straight games (23, 11/4/06-12/8/06)...Reached the 100-point milestone on 3/16/07 vs. Omaha two power play goals and one assist, becoming the third player in franchise history and the first since 1998-99 to accomplish the feat...Named the AHL's Player of the Week for the period ending 10/23/06...Held scoreless in four NHL contests with Atlanta. **2005-06:** Led Milwaukee to the Calder Cup Finals, racking up a league-leading 18 goals and 35 points in 21 postseason contests...Set an AHL record for most game-winning goals in one playoff with six...Led the Admirals and placed third in the AHL with 17 assists and seven power play goals (tied) during the playoffs...Also paced the circuit with three short-handed goals and ranked fourth on the club with a plus-six rating...Appeared in a career-high 80 games during the regular season, leading Milwaukee and ranking among the league's leaders with 35 goals (T10th), 92 points (5th), 21 power play goals (T2nd), seven game-winning goals (T3rd) and 246 shots (14th)...His 57 assists ranked second on the club and tied for sixth in the AHL...Scored the first hat trick of his pro career, 3/29/06 at Rochester. **2004-05:** Tallied 50 points (24-26-50) in 59 games with Milwaukee to rank second on the Admirals in goals and third in scoring...Scored six game-winning goals to share the team lead...Finished second on the club with seven points (3-4-7) in seven playoff contests. **2003-04:** Won his first Calder Cup with Milwaukee, leading the league with 11 goals and 26 points in 22 postseason games...Ranked among the AHL's playoff leaders with 15 assists (3rd), a plus-eight rating (3rd), five power play goals (T1st) and three game-winning goals (2nd)...In 79 regular season games with the Admirals, he tied for first on the team and 18th in the league with 59 points (22-37-59) and ranked second on the club with 37 assists. **2002-03:** Won the Dudley Garrett Memorial Award as the AHL's Rookie of the Year...Named to the AHL All-Rookie Team and played in the AHL All-Star Game for the Canadian All-Stars...Finished seventh in the league and led all AHL rookies with 75 points (29-46-75) in 75 games with Milwaukee...Led AHL rookies with 46 assists...Paced the Admirals in all points categories, as well as game-winning goals (nine) and plus-minus rating (+17, tied)...Was the first player to score 20 goals in the team's AHL history...Made his NHL debut with Nashville, 11/17/02 at Chicago, and went scoreless in two games with the Predators...Earned the AHL's Rookie of the Month nod for October...Tallied five points (1-4-5) in six playoff contests with the Admirals. **2001-02:** Named

a finalist for the Hobey Baker Award...Selected as an NCAA First Team All-American and chosen for the Hockey East First All-Star Team...Honored as the Hockey East Player of the Year and All-Tournament MVP...Captained New Hampshire during his senior season, ranking second in the NCAA and first in Hockey East with 45 assists and 76 points (both collegiate highs) in 40 games...Finished second on the team and in Hockey East with 31 goals...Selected as New Hampshire's MVP and male student-athlete of the year. **2000-01:** Tallied 41 points (18-23—41) in 39 games to lead New Hampshire in all points categories and place seventh in Hockey East in scoring. **1999-00:** Named to the Hockey East Second All-Star Team and the New England Division 1 All-Star Team...Led the Wildcats and ranked 10th in Hockey East with 41 points (22-19—41) in 38 contests...Tied for third in the league and paced New Hampshire with 22 goals, while he shared second on the squad with 19 assists. **1998-99:** Named Hockey East's Rookie of the Year...Selected to the Hockey East All-Rookie Team and Second All-Star Team...Played an NCAA career-high 41 contests for New Hampshire, notching 61 points (31-30—61) to finish third on the Wildcats and fourth in Hockey East in scoring...His 31 goals marked his collegiate high, ranked second on the club and placed third in the league...His 30 assists tied for third on New Hampshire and 12th in Hockey East. **1997-98:** Led the OPJHL with 71 goals, 69 assists and 140 points for his hometown Milton squad.

Personal: Lives in Milton, Ontario...Has a business administration degree...Greatest hockey memory was winning the 2008 Calder Cup with Chicago...Hockey idol as a youth was Wayne Gretzky...Chose his jersey number because he wore it in college...Greatest influence on his career was his parents...Plans on coaching after his playing career...First job was working at a driving range...Played golf, baseball and soccer growing up...Once met President George W. Bush...Favorite food is ice cream...Favorite music artists are Coldplay...Favorite TV show is *Family Guy*...Favorite vacation spot is Aruba...Roots for the Pittsburgh Steelers...Favorite sport to watch besides hockey is golf.

AHL CAREER HIGHS

Games Played: 80, 2005-06	Assist Streak: 14, 11/4/06-12/8/06
Goals: 41, 2006-07	Point Streak: 39, 10/7/06-1/6/07
Assists: 81, 2006-07	Goals, Game: 3, twice (MR: 1/5/08 CHI at MIL)
Points: 122, 2006-07	Assists, Game: 4, five times (MR: 12/15/06 CHI vs. OMA)
PIM: 55, 2006-07	Points, Game: 4, 14 times (MR: 12/19/07 CHI vs. PEO)
Goal Streak: 5, twice (MR: 1/19/07-1/26/07)	PIM, Game: 22, 4/12/08 CHI vs. RFD

FIRSTS

AHL Game: 10/12/02 MIL vs. SAN	NHL Game: 11/17/02 NSH at CHI
AHL Point: 10/12/02 MIL vs. SAN (assist)	NHL Point: 10/13/07 ATL vs. NJ (goal)
AHL Goal: 10/18/02 MIL vs. CLE (Gregg Naumenko)	NHL Goal: 10/13/07 ATL vs. NJ (Martin Brodeur)

Season	Team	League	Regular Season					Playoffs				
			GP	G	A	PTS	PIM	GP	G	A	PTS	PIM
1995-96	Milton	OPJHL	6	1	2	3	4	—	—	—	—	—
1996-97	Milton	OPJHL	51	32	68	100	68	—	—	—	—	—
1997-98	Milton	OPJHL	51	*71	*69	*140	65	—	—	—	—	—
1998-99	New Hampshire	HE	41	31	30	61	34	—	—	—	—	—
1999-00	New Hampshire	HE	38	22	19	41	42	—	—	—	—	—
2000-01	New Hampshire	HE	39	18	23	41	38	—	—	—	—	—
2001-02	New Hampshire	HE	40	31	*45	*76	28	—	—	—	—	—
2002-03	Milwaukee	AHL	75	29	46	75	36	6	1	4	5	2
	Nashville	NHL	2	0	0	0	0	—	—	—	—	—
2003-04	Milwaukee	AHL	79	22	37	59	35	22	*11	15	*26	10
2004-05	Milwaukee	AHL	59	24	26	50	42	7	3	4	7	14
2005-06	Milwaukee	AHL	80	35	57	92	50	21	*18	17	*35	18
2006-07	Chicago	AHL	73	41	*81	*122	55	15	*10	14	*24	14
	Atlanta	NHL	4	0	0	0	0	—	—	—	—	—
2007-08	Chicago	AHL	51	19	39	58	52	24	*12	15	27	8
	Atlanta	NHL	16	1	7	8	2	—	—	—	—	—
NHL TOTALS			22	1	7	8	2	—	—	—	—	—
AHL TOTALS			417	170	286	456	270	95	55	69	124	66
PRO TOTALS			439	171	293	464	272	95	55	69	124	66

* led league

15

DARREN HELM

Center

Height: 5'11" **Weight:** 185 **Shoots:** Left **Born:** 1/21/87 in St. Andrews, Manitoba
Drafted: Detroit's 5th choice, 132nd overall, in 2005 NHL Entry Draft



Second season as a Griffin...Second year pro...Signed by Detroit, 9/27/06...Assigned by Detroit, 9/29/07...Recalled by Detroit, 3/13/08...Assigned by Detroit, 3/17/08...Recalled by Detroit, 3/18/08...Assigned by Detroit, 3/23/08...Recalled by Detroit, 4/5/08...Assigned by Detroit, 4/11/08...Recalled by Detroit, 4/13/08...Assigned by Detroit, 10/7/08.

2007-08: Helped the Detroit Red Wings capture the Stanley Cup, tallying four points (2-2-4) in 18 playoff contests...Netted his first NHL goal during Game 2 of the Western Conference Finals against Dallas' Marty Turco, 5/10/08...Made his NHL debut, 3/13/08 vs. Dallas...Made his AHL/Pro debut with the Griffins, 10/20/07 vs. Rockford...Led Grand Rapids' rookies in scoring and ranked among the team's leaders with 16 goals (T5th), 15 assists (T10th), 31 points (8th) and three game-winning goals (T3rd)...His 31 points placed ninth on the Griffins' all-time single-season rookie scoring list...Scored just the fourth successful penalty shot in franchise history against Chicago's Ondrej Pavelec, 1/26/08...Notched the second-longest scoring streak by a rookie in Griffins history, earning 12 points (7-5-12) in eight games, 3/2/08-3/29/08 (Jiri Hudler, 12 games, 11/23/03-1/17/04)...His eight-game point streak and five-game assist streak (3/8/08-3/29/08) were each the club's longest of the season. **2006-07:** Selected to the Memorial Cup All-Star Team...Scored Medicine Hat's lone goal in the Memorial Cup Final, a 3-1 loss to host Vancouver...Named a WHL Eastern Conference Second-Team All-Star...As assistant captain, led Medicine Hat to the WHL playoff championship...Placed among the Tigers' leaders with 25 goals (4th), a career-high 39 assists (3rd) and 64 points (T2nd)...During the playoffs, he paced the Tigers with 10 goals and 22 points, finishing second in league scoring...His 12 postseason assists ranked third on the team...Won a gold medal with Canada at the World Junior Championship in Sweden, notching two goals in six games...Represented Team WHL for the second year in a row at the ADT Canada-Russia Challenge...Ranked as the NHL's 72nd-best prospect by *The Hockey News* Future Watch. **2005-06:** Named to the WHL Eastern Conference First All-Star Team...Led Medicine Hat and set career highs with 41 goals and 79 points, totals that ranked fifth and eighth in the WHL, respectively...Also paced the club with 38 assists...Helped the Tigers capture the WHL regular season and Central Division titles...Finished third on the team during the postseason with five goals...Played for Team WHL at the ADT Canada-Russia Challenge. **2004-05:** Made his WHL debut with Medicine Hat...Contributed eight points (2-6-8) in 13 playoff games. **2003-04:** Led MJBHL Selkirk in scoring with 72 points (32-39-72) in just 34 games.

Personal: Spent his day with the Stanley Cup hosting a barbecue with family and friends...He also brought the Cup to the St. Andrews (Manitoba) Community Club Arena where he played as a youngster and was greeted by approximately 2,000 fans seeking photos and autographs...Lives in St. Andrews...Best friends in hockey are Brennan Bosch, Gord Baldwin and Tyler Ennis...Greatest hockey memory is winning the 2008 Stanley Cup...Hockey idol as a youth was Joe Sakic...He chose his jersey number because he wore it during the World Junior Championship...Greatest influence on his career was his dad...First job was as a hockey camp assistant...Most exciting thing he's ever done is visit Stockholm, Sweden...Played volleyball, basketball, badminton, track and rugby growing up...Once met Tigers great Willie Horton...Interests include basketball, boating, bowling, camping, card games, chess, comedy, fishing, golf, movies, ping-pong, running, swimming, tennis and water sports...Favorite foods are steak and ribs...Favorite music artist is Keith Urban...Favorite movie is *Transformers*...Favorite TV show is *King of Queens*...Favorite vacation spot is Hawaii...Favorite sport to watch besides hockey is football.

AHL CAREER HIGHS

Games Played: 67, 2007-08 **Assist Streak:** 5, 3/8/08-3/29/08
Goals: 16, 2007-08 **Point Streak:** 8, 3/2/08-3/29/08
Assists: 15, 2007-08 **Goals, Game:** 2, three times (MR: 4/11/08 GR vs. MTB)
Points: 31, 2007-08 **Assists, Game:** 2, 2/19/08 GR vs. SAN
PIM: 30, 2007-08 **Points, Game:** 3, twice (MR: 3/26/08 GR vs. LEM)
Goal Streak: 3, 3/2/08-3/6/08 **PIM, Game:** 4, 2/2/08 GR at IOW

FIRSTS

AHL Game: 10/20/07 GR vs. RFD **NHL Game:** 3/13/08 DET vs. DAL
AHL Point: 11/10/07 GR vs. TOR (assist) **NHL Point:** 4/20/08 DET at NSH (assist)
AHL Goal: 11/13/07 GR vs. QCY (Curtis McElhinney) **NHL Goal:** 5/10/08 DET vs. DAL (playoffs, Marty Turco)


Season	Team	League	Regular Season					Playoffs				
			GP	G	A	PTS	PIM	GP	G	A	PTS	PIM
2003-04	Selkirk	MJBHL	34	39	32	71	34	—	—	—	—	—
2004-05	Medicine Hat	WHL	72	10	14	24	27	13	2	6	8	10
2005-06	Medicine Hat	WHL	70	41	38	79	37	13	5	4	9	2
2006-07	Medicine Hat	WHL	59	25	39	64	53	23	10	12	22	14
2007-08	Grand Rapids	AHL	67	16	15	31	30	—	—	—	—	—
	Detroit	NHL	7	0	0	0	2	18	2	2	4	2
NHL TOTALS			7	0	0	0	2	18	2	2	4	2
GRIFFINS/AHL TOTALS			67	16	15	31	30	—	—	—	—	—
PRO TOTALS			74	16	15	31	32	18	2	2	4	2

33

JIMMY HOWARD

Goaltender

Height: 6'1" **Weight:** 208 **Catches:** Left **Born:** 3/26/84 in Syracuse, N.Y.
Drafted: Detroit's 1st choice, 64th overall, in 2003 NHL Entry Draft



Fourth season as a Griffin...Fourth year pro...Ranks among the Griffins' all-time goaltending leaders with 141 games played (2nd), 8014:52 minutes played (2nd), a 2.72 goals against average (10th), 69 wins (2nd), 10 shutouts (T2nd), 3,634 saves (2nd), a 0.909 save percentage (9th), 12 shootout wins (1st) and a 0.689 shootout save percentage (8th)...Ranks among GR's playoff leaders with 20 games played (1st), 1196:47 minutes played (1st), a 2.91 GAA (9th), eight wins (3rd), 517 saves (1st) and a 0.899 save percentage (6th)...Signed by Detroit, 8/25/05...Assigned by Detroit, 10/24/05...Recalled by Detroit, 11/2/05...Assigned by Detroit, 11/4/05...Recalled by Detroit, 11/5/05...Assigned by Detroit, 11/8/05...Recalled by Detroit, 11/26/05...Assigned by Detroit, 12/10/05...Recalled by Detroit, 12/11/05...Assigned by Detroit, 12/19/05...Recalled by Detroit, 4/27/06...Assigned by Detroit, 5/3/06...

Assigned by Detroit, 9/29/06...Recalled by Detroit, 2/11/07...Assigned by Detroit, 2/13/07...Recalled by Detroit, 3/2/07...Assigned by Detroit, 3/7/07...Recalled by Detroit, 5/3/07...Assigned by Detroit, 9/30/07...Recalled by Detroit, 10/25/07...Assigned by Detroit for conditioning, 11/4/07...Assigned by Detroit, 11/7/07...Recalled by Detroit, 2/11/08...Assigned by Detroit, 2/26/08...Recalled by Detroit, 3/13/08...Assigned by Detroit, 3/16/08...Recalled by Detroit, 3/24/08...Assigned by Detroit, 3/26/08...Recalled by Detroit, 3/27/08...Assigned by Detroit, 3/29/08...Recalled by Detroit, 4/13/08...Re-signed as a free agent by Detroit, 7/21/08.

2007-08: Served as a "black ace" during the Detroit Red Wings' run to the Stanley Cup championship...Ranked among the AHL's leaders with a career-high 54 goalie games played (6th), 3097:11 minutes played (4th), 21 wins (T19th), two shutouts (T19th), 1,421 saves (6th) and a 0.613 shootout save percentage (13th)...Also placed among the Griffins' single-season goaltending leaders in games played (4th), minutes played (4th), wins (T9th) and saves (4th)...Became the fourth goalie in franchise history to earn 50 wins, 10/11/07 at Manitoba...Named AHL Goaltender of Month for December after posting the best numbers of his career for a calendar month, showing a 1.72 GAA and a 0.939 save percentage to go with a 7-5-1 record...On 2/17/08, he made 30 saves for the Red Wings in a 1-0 loss at Dallas, marking his first NHL start since 12/13/05...Compiled a solid 2.13 GAA to go with a 0.926 save percentage in four games with Detroit...Played for the PlanetUSA team at the 2008 AHL All-Star Classic in Binghamton, N.Y., stopping 11 of 14 shots he faced during the third period before falling to the Canadian All-Stars 9-8 in a shootout...Turned aside a penalty shot by J.D. Corbin, 3/8/08 at Lake Erie...Posted a 4-2 record in shootouts, denying 19 of 31 attempts (61.3%). **2006-07:** His career-high six shutouts matched the Griffins' single-season record and tied for third in the AHL...Tied for sixth in the league with a personal-best 49 games played...Led the team with 21 wins and a 2.70 goals against average...Ranked fifth in the AHL with four shootout wins (tied) and 1,286 saves, the fourth-highest single-season total in team history...Became the fifth goalie in team history to record back-to-back shutouts, 12/31/06-2/9/07...Posted four shutouts in nine starts from 12/31/06-3/9/07...Made 20 saves in a home period to tie his own franchise mark, 11/29/06 vs. Hamilton (1st period)...Posted a 1.93 GAA during the playoffs, ranking fourth in the league. **2005-06:** Helped the Griffins win the AHL's Macgregor Kilpatrick Trophy as regular season champions...Named to the AHL's All-Rookie Team, becoming the first Griffin ever so honored...Also named AHL Goaltender of the Month (March) and AHL Player of the Week (3/20/06)...Led the AHL with a 0.800 winning percentage (27-6-2)...Established personal AHL bests and placed among the league's leaders with 27 wins (5th) and a 2.58 GAA (9th)...Set Grand Rapids records with a 12-game winning streak (2/25/06-3/31/06), a 10-game road point streak (9-0-0-1, 11/20/05-3/31/06) and 20 saves in a home period (10/28/05 vs. Iowa, 2nd)...Tied a franchise mark with a nine-game winning streak at home (3/1/06-4/14/06)...Became the first Griffins goalie to win four games in five nights (3/14/06-3/18/06) and the second to win three games in three nights (12/21/05-12/23/05)...Never lost consecutive decisions during the entire regular season...Posted a perfect 11-0 record during March...Denied Rochester's Daniel Paille on a penalty shot, 3/25/06...Stopped 27 of 36 shootout attempts as a Griffin (75.0%)...In Game 3 of the North Division Semifinals, set a franchise playoff record with 18 saves in a single period (3rd), 4/24/06 at Toronto...Made 22 saves to earn a 5-2 win in his NHL debut with Detroit, 11/28/05 at Los Angeles...Became first goaltender in NHL history to face a penalty shot in each of his first two games, surrendering a goal to Los Angeles' Joe Corvo (11/28/05) and stopping Calgary's Shean Donovan (12/1/05). **2004-05:** Named Maine's Most Valuable Player and its Co-Defensive Player of the Year...Earned Hockey East Honorable Mention honors...Finished his Black Bears career with a school-record 15 shutouts, to go with a 1.84 GAA, a 0.931 save percentage and a 47-23-10 record...As a junior, ranked seventh in the nation with a 1.92 GAA and a 0.924 save percentage in 39 games, including a 1.58 GAA and 0.940 save percentage in his 20 starts after Christmas...Placed second

in the NCAA with six shutouts...Four of his six blankings came against Hockey East opponents, giving him a conference-record nine for his career...His collegiate career ended with a 1-0 overtime loss to Minnesota in the first round of the NCAA tournament, despite his 37 saves...Named Hockey East's Goaltender of the Month for January and March...Battled mononucleosis early in the season. **2003-04:** Selected to the Hockey East First All-Star Team and the Hockey East All-Tournament team, as well as the NCAA East Second All-American Team...Led the Black Bears to the Hockey East playoff championship as tournament MVP, making 63 saves in a 2-1 triple-overtime win over Massachusetts...Finished runner-up to Denver (1-0) in the NCAA tournament...Set NCAA single-season records with a 1.19 GAA and a 0.956 save percentage...His 0.953 save percentage and 1.15 GAA in conference play ranked first and established Hockey East records...Three-time winner of Hockey East's Goalie of the Month Award (Oct., Feb. and March)...Named the conference's Defensive Player of the Week on five occasions and its Player of the Week twice...Missed more than a month with an MCL strain suffered in December, causing him to miss out on Team USA's gold-medal run at the World Junior Championship in Finland. **2002-03:** Named to the Hockey East All-Rookie Team and selected as its Rookie of the Year...One of 12 finalists for the Walter Brown Award (best American-born college player in New England)...Placed second in the conference with a 0.918 save percentage and fourth with a 2.55 GAA...Posted a school-record shutout streak of 187:43...Named Hockey East's Goaltender of the Month and Rookie of the Month for January...Played three games for the United States at the World Junior Championship in Canada, earning fourth place. **2001-02:** Named the USA Hockey Goaltender of the Year...Set U.S. national development program record with a 0.933 save percentage...Led his country to a gold medal at the World U18 Championship in Slovakia, ranking first with a 1.33 GAA and a 0.954 save percentage in six tournament games.

Personal: Lives in Dedham, Maine...Engaged to Rachel...Studied kinesiology in college...Grandfather Jim Howard was inducted into the National Wrestling Hall of Fame...Best friends in hockey are Greg Moore and Michel Leveille...Greatest hockey memory is winning the 2008 Stanley Cup...Hockey idol as a youth was Mike Richter...Greatest influence on his career was his parents...Plans to coach college hockey after his playing career...First job was in landscaping...Most exciting place he's visited is Tyumen, Siberia...Played golf, baseball and soccer growing up...Once met music artists Kid Rock and Chad Kroeger and actor Jon Cusack...Interests include animals, baseball, boating, card games, cooking, fishing, golf, movies, paintball, ping-pong, running, singing, soccer, softball, tennis, video games and weightlifting...Favorite food is sushi...Favorite music artists are Pearl Jam...Favorite movie is *National Lampoon's Christmas Vacation*...Favorite TV show is *Heroes*...Favorite web site is nhl.com...Roots for the Buffalo Bills and Syracuse Orangemen...Favorite sports to watch besides hockey are college football and basketball.

AHL CAREER HIGHS

Games Played: 54, 2007-08

Wins: 27, 2005-06

Shutouts: 6, 2006-07

Consecutive Starts: 9, 12/18/07-1/5/08

Consecutive Games Played: 16, 11/8/06-12/15/06

Winning Streak: 12, 2/25/06-3/31/06

Losing Streak (Regulation): 5, 11/10/07-11/21/07

Winless Streak: 6, 11/9/07-11/21/07

Saves, Game: 41, twice (MR: 2/29/08 GR at PEO)

Shots Faced, Game: 46, 11/9/07 GR at RFD

Goals Against, Game: 8, 12/17/06 GR at MIL

FIRSTS

AHL Game: 10/28/05 GR vs. IOW (6-2, 39 saves)

AHL Win: 10/28/05 GR vs. IOW (6-2, 39 saves)

AHL Shutout: 12/21/05 GR at MIL (5-0, 23 saves)

NHL Game: 11/28/05 DET at LA (5-2, 22 saves)

NHL Win: 11/28/05 DET at LA (5-2, 22 saves)

NHL Shutout: n/a

Season	Team	League	Regular Season							Playoffs				
			GP	W	L	T/SOL	GAA	SO	GP	W	L	GAA	SO	
2001-02	U.S. National U-17	USDP	9	6	3	0	3.67	1	—	—	—	—	—	
	U.S. National U-18	USDP	26	16	8	1	1.89	3	—	—	—	—	—	
2002-03	Maine	HE	21	14	6	0	2.45	3	—	—	—	—	—	
2003-04	Maine	HE	23	14	4	3	1.19	6	—	—	—	—	—	
2004-05	Maine	HE	39	19	13	7	1.92	6	—	—	—	—	—	
2005-06	Grand Rapids	AHL	38	27	6	2	2.58	2	13	5	7	3.46	0	
	Detroit	NHL	4	1	2	0	2.99	0	—	—	—	—	—	
2006-07	Grand Rapids	AHL	49	21	21	3	2.70	6	7	3	4	1.93	0	
2007-08	Grand Rapids	AHL	54	21	28	2	2.83	2	—	—	—	—	—	
	Detroit	NHL	4	0	2	0	2.13	0	—	—	—	—	—	
	NHL TOTALS		8	1	4	0	2.56	0	—	—	—	—	—	
	GRIFFINS/AHL TOTALS		141	69	55	7	2.72	10	20	8	11	2.91	0	
	PRO TOTALS		149	70	59	7	2.71	10	20	8	11	2.91	0	

10

JASON JOZSA

Defenseman
(*JOH-suh*)

Height: 6'1" Weight: 195 Shoots: Right Born: 7/4/81 in Calgary, Alberta



Second season as a Griffin...Sixth year pro...Signed by Las Vegas, 10/10/06...Signed to a professional tryout by Omaha, 12/27/06...Released by Omaha, 1/8/07...Signed by Las Vegas, 9/24/07...Signed to a professional tryout by Quad City, 11/30/07...Released by Quad City, 12/6/08...Signed to a professional tryout by Grand Rapids, 2/21/08...Signed to standard player's contract by Grand Rapids, 2/28/08...Assigned to Las Vegas, 4/9/08...Signed by Grand Rapids, 7/28/08.

2007-08: Made his Griffins debut and played an AHL career-high 25 games between Grand Rapids (23 games) and Quad City (two)...As a Griffin, he earned his first AHL point with an assist, 2/24/08 at Quad City, and tallied his first AHL goal, 3/30/08 at Chicago...Made a Kelly Cup Finals appearance with ECHL Las Vegas...Tallied 10 points (4-6—10) through 21 play-off contests to rank second among Wranglers defensemen and seventh among league blueliners...Skated in 49 regular season games with Las Vegas, ranking third among the

team's defensemen with 30 points (2-28—30)...His 74 combined AHL/ECHL games marked his professional high. **2006-07:** Made his AHL debut with Omaha, 12/27/06 at San Antonio, and totaled seven games with the Ak-sar-ben Knights...Tallied 20 points (11-9—20) and earned a career-high 50 penalty minutes through 65 games with Las Vegas...His 11 goals also marked a career high...Placed second on the Wranglers with a plus-22 rating. **2005-06:** Led ECHL Greenville blueliners and ranked ninth on the team with 40 points (5-35—40), while his 35 assists placed fourth on the Grrowl...Set personal bests in both categories. **2004-05:** Logged an ECHL career-high 72 games between Toledo (57) and Greenville (15), totaling 14 points (5-9—14). **2003-04:** Made his pro debut with ECHL Toledo, tallying 17 points (2-15—17) in 67 contests. **2002-03:** Completed senior season at Colorado College, capping off his four-year college career with 143 games played, 28 points (2-26—28) and 66 penalty minutes.

Personal: Lives in Denver...Married to Amanda...Has an economics degree...Best friend in hockey is Tom Preissing...Greatest hockey memory is being part of an 18-game win streak with ECHL Las Vegas in 2007...Hockey idol as a youth was Bill Ranford...Greatest influence on his career was his father...First job was as a hockey official...Greatest obstacle he's overcome is a broken leg...Proudest achievement was earning a college scholarship...Most exciting place he's visited is Antigua...Played soccer, football, badminton, golf and basketball growing up...Once met NBA star Shaquille O'Neal...Interests include animals, baseball, baking, bowling, camping, card games, comedy, computers, cooking, fishing, gardening, golf, hiking, movies, skiing, soccer, softball, tennis and video games...Favorite foods are chicken and pasta, feta cheese and tomatoes...Favorite music artists are Phil Collins and Jack Johnson...Favorite movie is *August Rush*...Favorite TV show is *Sons of Anarchy*...Favorite web site is facebook.com...Favorite book is *Running With Scissors* by Augusten Burroughs...Favorite vacation spot is Calgary...Roots for the Chicago Bears...Favorite sports to watch besides hockey are football and golf.

AHL CAREER HIGHS

Games Played: 25, 2007-08
Goals: 1, 2007-08
Assists: 5, 2007-08
Points: 6, 2007-08
PIM: 12, 2007-08
Goal Streak: n/a
Assist Streak: 2, 2/24/08-2/27/08
Point Streak: 2, 2/24/08-2/27/08
Goals, Game: 1, 3/30/08 GR at CHI
Assists, Game: 2, 3/5/08 GR vs. TOR
Points, Game: 2, 3/5/08 GR vs. TOR
PIM, Game: 2, seven times (MR: 3/28/08 GR vs. MIL)

FIRSTS

AHL Game: 12/27/06 OMA at SAN
AHL Point: 2/24/08 GR at QCY (assist)
AHL Goal: 3/30/08 GR at CHI (Ondrej Pavelec)

Season	Team	League	Regular Season					Playoffs				
			GP	G	A	PTS	PIM	GP	G	A	PTS	PIM
1999-00	Colorado College	WCHA	31	0	5	5	16	—	—	—	—	—
2000-01	Colorado College	WCHA	30	0	4	4	14	—	—	—	—	—
2001-02	Colorado College	WCHA	43	2	5	7	16	—	—	—	—	—
2002-03	Colorado College	WCHA	39	0	12	12	20	—	—	—	—	—
2003-04	Toledo	ECHL	67	2	15	17	25	—	—	—	—	—
2004-05	Toledo	ECHL	57	3	6	9	16	—	—	—	—	—
	Greenville	ECHL	15	2	3	5	25	7	2	1	3	17
2005-06	Greenville	ECHL	67	5	35	40	47	6	1	3	4	4
2006-07	Las Vegas	ECHL	65	11	9	20	50	10	1	6	7	15
	Omaha	AHL	7	0	0	0	2	—	—	—	—	—
2007-08	Las Vegas	ECHL	49	2	28	30	28	21	4	6	10	10
	Quad City	AHL	2	0	0	0	0	—	—	—	—	—
	Grand Rapids	AHL	23	1	5	6	12	—	—	—	—	—
	GRIFINS TOTALS		23	1	5	6	12	—	—	—	—	—
	AHL TOTALS		32	1	5	6	14	—	—	—	—	—
	PRO TOTALS		352	26	101	127	205	44	8	16	24	46

5

JAKUB KINDL

Defenseman

(YA-kuhb KIHN-duhl)

Height: 6'3" **Weight:** 206 **Shoots:** Left **Born:** 2/10/87 in Sumperk, Czech Republic
Drafted: Detroit's 1st choice, 19th overall, in 2005 NHL Entry Draft



Fourth season as a Griffin...Second year pro...Signed to an amateur tryout by Grand Rapids, 4/7/06...Released, 5/6/06...Signed to an amateur tryout by Grand Rapids, 4/17/07...Assigned by Detroit, 9/25/07...Recalled by Detroit, 4/13/08...Assigned by Detroit, 10/3/08.

2007-08: Served as a "black ace" during the Detroit Red Wings' run to the Stanley Cup championship...Tied for first among Griffins defenseman with 75 games played during his first complete pro season...His 17 points (3-14—17) tied for fourth among team blueliners. **2006-07:** Appeared in all seven Griffins playoff games, ranking among the team's leaders with two assists (T3rd overall, T1st among defensemen) and two points (T5th overall, 2nd among defensemen)...Named to the OHL's Second All-Star Team...Concluded his OHL career with Kitchener, leading the team with 44 assists, placing second with a career-high 142 penalty minutes, and finishing third with a plus-23 rating...

Ranked among the Rangers' top defensemen with 11 goals (2nd) and 55 points (1st), and was eighth in scoring among OHL blueliners...In nine playoff games, he ranked third on Kitchener and first among its defensemen with nine assists and 11 points...Was runner-up for the OHL Outstanding Defensemen award...Ranked as the NHL's 25th-best prospect by *The Hockey News* Future Watch...Captained the Czech Republic squad at the World Junior Championship in Sweden, tying for fourth on the team with four assists in six games. **2005-06:** Made his AHL/pro debut with the Griffins, logging one assist in three games...Tallied a career-high 58 points for Kitchener, placing third on the team...His scoring total led Rangers' defensemen and stood sixth among OHL blueliners...Notched 46 assists, ranking second on Kitchener and fifth in the league...Led Rangers defensemen in goals (12), assists and points...Earned OHL Defenseman of the Month honors for November...Played for the Czech Republic at the World Junior Championship in Canada, recording one assist in six games. **2004-05:** Played his first season in North America with Kitchener. **2003-04:** Spent the majority of the season with Pardubice in the Czech Republic, where he was rated as the top underage draft prospect in Europe.

Personal: Lives in Sumperk, Czech Republic...Best friend in hockey is Tomas Pospisil...Greatest hockey memory is being with the Red Wings during their 2008 Stanley Cup run...Hockey idols as a youth were Nicklas Lidstrom and Jaromir Jagr...First job was cutting grass...Also speaks Czech...Played soccer and tennis growing up...Interests include comedy, golf, movies, ping-pong, singing, soccer, tennis and water sports...Favorite food is pasta...Favorite music artists are U2 and Coldplay...Favorite movie is *You Don't Mess With The Zohan*...Favorite TV shows are *Family Guy* and *Lost*...Favorite web site is seznam.cz...Favorite vacation spot is Mexico...Roots for the Michigan State Spartans...Favorite sports to watch besides hockey are football and soccer.

AHL CAREER HIGHS

Games Played: 75, 2007-08
Goals: 3, 2007-08
Assists: 14, 2007-08
Points: 17, 2007-08
PIM: 82, 2007-08
Goal Streak: n/a

Assist Streak: 2, twice (MR: 1/18/08-1/20/08)
Point Streak: 3, 1/16/08-1/20/08
Goals, Game: 1, three times (MR: 1/16/08 GR vs. RCH)
Assists, Game: 2, 10/27/07 GR at PEO
Points, Game: 2, 10/27/07 GR at PEO
PIM, Game: 5, twice (MR: 3/26/08 GR vs. LEM)

FIRSTS

AHL Game: 4/8/06 GR at SYR
AHL Point: 4/8/06 GR at SYR (assist)

AHL Goal: 11/21/07 GR vs. HAM (Yann Danis)

Season	Team	League	Regular Season					Playoffs				
			GP	G	A	PTS	PIM	GP	G	A	PTS	PIM
2002-03	HC Pardubice	Czech-U17	3	0	3	3	10	—	—	—	—	—
	HC Pardubice	Czech-Jr.	27	0	3	3	46	—	—	—	—	—
	Pardubice	Czech	1	0	0	0	0	—	—	—	—	—
2003-04	HC Pardubice	Czech-U17	2	0	1	1	6	—	—	—	—	—
	HC Pardubice	Czech-Jr.	48	4	14	18	108	—	—	—	—	—
	Hr. Kralove	Czech-2	1	0	0	0	0	1	0	0	0	0
2004-05	Kitchener	OHL	62	3	11	14	92	12	0	0	0	22
2005-06	Kitchener	OHL	60	12	46	58	112	5	1	0	1	10
	Grand Rapids	AHL	3	0	1	1	2	—	—	—	—	—
2006-07	Kitchener	OHL	54	11	44	55	142	9	2	9	11	8
	Grand Rapids	AHL	—	—	—	—	—	7	0	2	2	0
2007-08	Grand Rapids	AHL	75	3	14	17	82	—	—	—	—	—
GRIFFINS/AHL TOTALS			78	3	15	18	84	7	0	2	2	0
PRO TOTALS			79	3	15	18	84	7	0	2	2	0

28

SERGEI KOLOSOV

Defenseman

(SAIR-gay KOH-leh-sawf)

Height: 6'4" Weight: 210 Shoots: Left Born: 5/22/86 in Novopolotsk, Belarus
Drafted: Detroit's 3rd choice, 151st overall, in 2004 NHL Entry Draft



First season as a Griffin...First year pro...Signed to a two-year entry-level contract by Detroit, 6/25/08...Assigned by Detroit, 10/3/08.

2007-08: Appeared in 47 contests with Dynamo Minsk at Belarus' top level...Tallied 10 points (4-6—10), including a career-high four goals...Under the guidance of current Griffins head coach Curt Fraser, he helped Belarus qualify for the 2010 Winter Olympics in Vancouver thanks to a ninth-place finish at the World Championship in Canada...Went scoreless with two penalty minutes in six tournament games. **2006-07:** Notched a career-high 10 assists and 11 points (1-10—11) in 51 games during his second junior season with USHL Cedar Rapids.

2005-06: Played his first season in North America with Cedar Rapids, earning 10 points (2-8—10) and 66 PIM through 50 games...Won a gold medal with Belarus at the second level World Junior Championship in Belarus...Notched 29 PIM and led all tournament defensemen in scoring with five points (1-4—5) in as many contests. **2004-05:** Despite having been selected by Prince George in the 2004 CHL import draft, he was prevented from playing in the WHL due to politics...Spent majority of the season with Dynamo Minsk, appearing in 37 contests and tallying eight points (2-6—8) before joining Yunost Minsk late in the campaign...Went scoreless through one regular season and nine play-off games with Yunost Minsk...Played for Belarus at the World Junior Championship in Grand Forks, N.D., registering six PIM in six contests. **2003-04:** Played a career-high 52 games for Dynamo Minsk, registering seven points (1-6—7) and 36 PIM...Skated for Belarus at the World U18 Championship in Belarus, recording one goal and 24 PIM in six games.


Personal: Lives in Belarus...Hockey idol as a youth was Niklas Kronwall...Also speaks Russian...Played soccer growing up...Favorite foods are chicken and pasta.

Season	Team	League	Regular Season					Playoffs				
			GP	G	A	PTS	PIM	GP	G	A	PTS	PIM
2003-04	Dynamo Minsk	Belarus	52	1	6	7	36	—	—	—	—	—
2004-05	Dynamo Minsk	Belarus	37	2	6	8	24	—	—	—	—	—
	Yunost-Minsk	Belarus	1	0	0	0	2	9	0	0	0	4
2005-06	Cedar Rapids	USHL	50	2	8	10	66	8	0	0	0	10
2006-07	Cedar Rapids	USHL	51	1	10	11	79	5	0	0	0	4
2007-08	Dynamo Minsk	Belarus	55	5	9	14	83	—	—	—	—	—
PRO TOTALS			145	8	21	29	145	9	0	0	0	4

31

DANIEL LARSSON**Goaltender**

Height: 6'0" **Weight:** 180 **Catches:** Left **Born:** 2/7/86 in Boden, Sweden
Drafted: Detroit's 4th choice, 92nd overall, in 2006 NHL Entry Draft



First season as a Griffin...First year pro in North America...Signed by Detroit, 5/9/08...Assigned by Detroit, 10/3/08.

2007-08: Named the Swedish Elite League's top goaltender (Honken Trophy) and its Rookie of the Year...Ranked among the circuit's leaders with a 2.29 GAA (3rd), a 0.921 save percentage (3rd) and six shutouts (2nd) for Djurgarden...Had a 2.64 GAA and a 0.920 save percentage in five playoff games...Nearly earned a spot on Sweden's World Championship team but was edged out by Henrik Lundqvist, Stefan Liv and Mikael Tellqvist. **2006-07:** Played 24 games with Djurgarden, posting a 2.53 GAA, a 0.910 save percentage and three shutouts...Had a 1.68 GAA and a 0.941 save percentage through his first 10 appearances.

2005-06: Posted the league's third-best save percentage (0.917) and had a 2.70 GAA while playing for Hammarby at Sweden's second level...Led all goaltenders at the World Junior Championship in Vancouver with a 0.96 GAA and a 0.952 save percentage (tied) in four appearances, helping Sweden to a fifth-place finish. **2004-05:** Appeared in 28 games for Boden at Sweden's second level, showing a 3.84 GAA and a 0.890 save percentage. **2003-04:** Earned a win in the only game he played for Sweden at the World U18 Championship in Belarus, allowing four goals.

Personal: Lives in Boden, Sweden...Greatest hockey memory is being named the Swedish Elite League's goalie of the year and rookie of the year for 2007-08...Hockey idol as a youth was Ed Belfour...Plans to start his own construction company after playing career...Most exciting thing he's done is drive snow-mobiles with friends in the Swedish mountains near the Arctic Circle...Also speaks Swedish...Played golf growing up...Once met the king of Sweden...Interests include auto repair, boating, bowling, camping, cars, darts, fishing, golf, movies, paintball and pool...Favorite food is Chinese...Favorite movie is *Gone in Sixty Seconds*...Favorite TV show is *Heroes*...Favorite sport to watch besides hockey is the World Rally Championship.

Season	Team	League	Regular Season						Playoffs				
			GP	W	L	T/SOL	GAA	SO	GP	W	L	GAA	SO
2002-03	Lulea HF	Sweden-U18	12	—	—	—	4.10	0	—	—	—	—	—
2003-04	Lulea HF	Sweden-Jr.	4	—	—	—	3.01	0	—	—	—	—	—
	Bodens IK	Sweden-2	1	—	—	—	3.00	0	—	—	—	—	—
2004-05	Bodens IK	Sweden-2	28	—	—	—	3.84	1	—	—	—	—	—
2005-06	Hammarby	Sweden-Jr.	9	—	—	—	2.63	1	—	—	—	—	—
	Hammarby	Sweden-2	36	—	—	—	2.70	0	—	—	—	—	—
2006-07	Djurgarden	Sweden	24	—	—	—	2.53	3	—	—	—	—	—
2007-08	Djurgarden	Sweden	46	—	—	—	2.29	6	5	—	—	2.64	0
PRO TOTALS			70	—	—	—	2.37	9	5	—	—	2.64	0


11

VILLE LEINO

Left Wing

(VIHL-ee LEE-noh)

Height: 6'1" **Weight:** 188 **Shoots:** Left **Born:** 10/6/83 in Savonlinna, Finland



First season as a Griffin...First year pro in North America...Signed as a free agent by Detroit, 5/10/08...Assigned by Detroit, 10/7/08.

2007-08: Named the Finnish Elite League's player of the year (Golden Helmet Award) and a First-Team All-Star...Enjoyed a stellar season with Jokerit Helsinki, registering career highs and ranking among the league's leaders with 28 goals (T3rd), 49 assists (1st), 77 points (2nd) and a plus-31 rating (2nd) in 55 games...His 77 points finished one shy of Janne Pesonen for the league's scoring title and broke Jokerit Helsinki's single-season club record...Continued to shine in the postseason, registering a plus-19 rating and leading Jokerit Helsinki with 19 points (8-11-19) in 14 games. **2006-07:** Logged 40 points (11-29-40) in 50

games with Hameenlinna, then led the team with 10 points (1-9-10) in eight playoff contests. **2005-06:** Led Hameenlinna to the Finnish Elite League championship, pacing the club with 12 points (3-9-12) and a league-high nine assists in 13 postseason games...Had a breakthrough regular season, ranking first on the team with 31 assists and 43 points in 56 games. **2004-05:** Played entire season at the elite level with Ilves Tampere, registering 19 points (8-11-19) through 56 games. **2003-04:** Spent majority of the season in the Finnish Elite League, tallying 24 points (9-15-24) in 54 games with Ilves Tampere. **2002-03:** As a teenager, he broke into Finland's elite league with Ilves Tampere, notching two points (1-1-2) in 23 games.

Personal: Lives in Helsinki, Finland...Best friend in hockey is Jonathan Ericsson...Greatest hockey memory is winning the Finnish championship in 2006...Hockey idol as a youth was Sergei Fedorov...Greatest influence on his career was his family...Proudest achievement was being named MVP of the Finnish Elite League in 2008...Most exciting place he's ever visited is Paris...Also speaks Finnish...Played soccer and volleyball growing up...Interests include art, card games, comedy, movies, music, tennis, video games and wine...Favorite food is chicken scallopini...Favorite music artists are My Morning Jacket...Favorite movie is *Reservoir Dogs*...Favorite TV show is *Entourage*...Favorite web site is *iltalehti.fi*...Favorite vacation spot is Paris...Favorite sport to watch besides hockey is tennis.

Season	Team	League	Regular Season					Playoffs				
			GP	G	A	PTS	PIM	GP	G	A	PTS	PIM
2000-01	Savonlinna	Finland-Jr.	21	14	12	26	0	—	—	—	—	—
2001-02	Savonlinna	Finland-Jr.	41	42	42	84	18	4	2	5	7	2
2002-03	Ilves Tampere	Finland-Jr.	26	14	21	35	24	—	—	—	—	—
2003-04	Ilves Tampere	Finland	23	1	1	2	0	—	—	—	—	—
	Ilves Tampere	Finland-Jr.	5	4	6	10	6	—	—	—	—	—
2004-05	Ilves Tampere	Finland	54	9	15	24	26	7	1	1	2	4
	Ilves Tampere	Finland	56	8	11	19	32	7	1	0	1	2
2005-06	HPK Hameenlinna	Finland	56	12	31	43	65	13	3	*9	12	4
2006-07	HPK Hameenlinna	Finland	50	11	29	40	73	8	1	9	10	31
2007-08	Jokerit Helsinki	Finland	55	28	*49	77	18	14	8	11	19	8
PRO TOTALS			294	69	136	205	214	49	14	30	44	49


* led league

21

FRANCIS LEMIEUX

Left Wing
(*leh-M'YOO*)

Height: 5'10" Weight: 190 Shoots: Left Born: 2/22/84 in Sherbrooke, Quebec



Second season as a Griffin...Fourth year pro...Signed as a free agent by Montreal and assigned to Hamilton, 12/8/05...Traded to Detroit by Montreal for Brett Engelhardt and assigned to Grand Rapids, 2/8/08...Signed by Grand Rapids, 7/28/08.

2007-08: Made his Griffins debut...Earned six assists and 27 penalty minutes in 33 games with Hamilton before being traded to Grand Rapids, where he tallied 11 points (6-5-11) and 28 PIM through 26 contests. **2006-07:** Won the Calder Cup with Hamilton, earning two assists in 11 playoff games...Appeared in 44 games with the Bulldogs during the regular season, notching 17 points (6-11-17) and 34 PIM. **2005-06:** Made his AHL/pro debut with Hamilton...Set career

highs and ranked among the Bulldogs' leaders with 18 goals (T4th), 22 assists (5th), 40 points (T5th) and a plus-11 rating (T1st) in 67 games. **2004-05:** Logged 70 games with QMJHL Chicoutimi, setting highs for his junior career and ranking among the team's leaders with 32 goals (T2nd), 50 assists (T4th) and 82 points (T4th), which also tied for 12th in the league...Tallied nine points (4-5-9) in 13 playoff games to tie for seventh on the Saguenens. **2003-04:** Led Chicoutimi with 44 assists and 66 points in 70 games, while his 22 goals placed fourth on the club...In 18 playoff contests, he notched 10 points (6-4-10) to place sixth on the team in scoring and second in goals. **2002-03:** Appeared in 66 games with Chicoutimi and ranked among the Saguenens' leaders with 28 goals (1st), 35 assists (4th), 63 points (2nd) and a plus-11 rating (2nd). **2001-02:** Logged 66 games during his rookie QMJHL campaign with Chicoutimi, tallying 39 points (17-22-39).

Personal: Lives in Ste-Julie, Quebec...Greatest hockey memory is winning the 2007 Calder Cup with Hamilton...Hockey idol as a youth was Steve Yzerman...Also speaks French...Played soccer growing up...Interests include animals, cooking, golf and movies...Favorite food is sushi...Favorite music artists are Alexisonfire and Hall & Oates...Favorite movie is *Snatch*...Favorite TV show is *Nip/Tuck*...Favorite web site is surfthechannel.com.

AHL CAREER HIGHS

Games Played: 67, 2005-06**Goals:** 18, 2005-06**Assists:** 22, 2005-06**Points:** 40, 2005-06**PIM:** 76, 2005-06**Goal Streak:** 3, twice (MR: 2/19/08-2/23/08)**Assist Streak:** 3, three times (MR: 3/4/06-3/15/06)**Point Streak:** 4, three times (MR: 2/16/08-2/23/08)**Goals, Game:** 2, 12/22/05 HAM at CLE**Assists, Game:** 2, seven times (MR: 3/16/07 HAM at SYR)**Points, Game:** 3, three times (MR: 3/16/07 HAM at SYR)**PIM, Game:** 8, 2/29/08 GR at PEO

FIRSTS

AHL Game: 10/21/05 HAM at TOR**AHL Point:** 10/21/05 HAM at TOR (goal)**AHL Goal:** 10/21/05 HAM at TOR (Jean-Sebastien Aubin)


Season	Team	League	Regular Season					Playoffs				
			GP	G	A	PTS	PIM	GP	G	A	PTS	PIM
2001-02	Chicoutimi	QMJHL	66	17	22	39	44	3	0	0	0	0
2002-03	Chicoutimi	QMJHL	66	28	35	63	36	4	0	0	0	2
2003-04	Chicoutimi	QMJHL	70	22	44	66	49	18	6	4	10	10
2004-05	Chicoutimi	QMJHL	70	32	50	82	52	13	4	5	9	6
2005-06	Hamilton	AHL	67	18	22	40	76	—	—	—	—	—
2006-07	Hamilton	AHL	44	6	11	17	34	11	0	2	2	6
2007-08	Hamilton	AHL	33	0	6	6	27	—	—	—	—	—
	Grand Rapids	AHL	26	6	5	11	28	—	—	—	—	—
GRIFFINS TOTALS			26	6	5	11	28	—	—	—	—	—
AHL/PRO TOTALS			170	30	44	74	165	11	0	2	2	6

25

DARREN McCARTY

Right Wing

Height: 6'1" **Weight:** 210 **Shoots:** Right **Born:** 4/1/72 in Burnaby, British Columbia
Drafted: Detroit's 2nd choice, 46th overall, in 1992 NHL Entry Draft



Seventeenth year pro...Ranks among the Red Wings' all-time regular-season leaders with 646 games played (19th), 119 goals (30th), 1,277 penalty minutes (6th), 28 power play goals (T25th) and a plus-67 rating (T17th)...Ranks among Detroit's all-time playoff leaders with 167 games played (4th), 21 goals (T17th), 26 assists (19th), 47 points (16th), 213 PIM (2nd), five game-winning goals (T8th) and a plus-20 rating (7th)...Signed as a free agent by Calgary, 8/2/05...Signed as a free agent by Flint, 1/9/08...Signed to a professional tryout by Grand Rapids, 2/4/08...Signed as a free agent by Detroit and assigned to Grand Rapids for conditioning, 2/25/08...Recalled by Detroit, 3/11/08...Re-signed as a free agent by Detroit, 9/17/08.

2007-08: Won his fourth Stanley Cup with Detroit following his storied comeback to the NHL...Tallied two points (1-1-2) and 19 penalty minutes in 17 playoffs contests...Made his return to the Red Wings on 3/28/08 vs. St. Louis and totaled one assist and two penalty minutes in three regular season games...Tallied 10 points (5-5-10) and 21 PIM in 13 games with Grand Rapids between 2/8/08-3/5/08...Scored the second hat trick of his pro career and notched his first four-point performance as a pro while playing in just his fourth Griffins game and making his Van Andel Arena debut, 2/15/08 vs. Lake Erie...His four points in that contest tied the Griffins' season high...Began his comeback with IHL Flint, where he skated in 11 contests and tallied six points (3-3-6) and 30 PIM. **2006-07:** Logged just 32 games with the Calgary Flames due to injury and failed to earn a point for the first time in his career. **2005-06:** Appeared in 67 games during his first season with Calgary, finishing with 13 points (7-6-13) and a team-leading 117 PIM...Played in his 700th NHL game, 3/16/06 at Edmonton...Scored two goals and paced the Flames with 15 PIM through seven postseason contests...Scored the game-winning goal in overtime in Game 1 at Anaheim, 4/21/06. **2004-05:** Did not play due to NHL work stoppage. **2003-04:** Played 43 games with Detroit, scoring 11 points (6-5-11) and logging 50 PIM...Missed 39 games due to injury...Appeared in all 12 of the Red Wings' postseason contests, notching one assist and seven PIM. **2002-03:** Tallied 22 points (13-9-22) in a career-high 73 games with Detroit...Led the Red Wings with 138 PIM...Posted his 250th NHL career point with a goal, 12/5/03 at Phoenix...Logged his 600th NHL game during Detroit's final regular season contest, 4/6/03 at Chicago...Awarded the Sixth Annual NHL Foundation Player Award for his outstanding efforts in community service. **2001-02:** Won his third Stanley Cup with Detroit, logging a career-high 23 postseason contests...Also set a new career high with four playoff goals (all against Colorado's Patrick Roy during the Western Conference Finals) and tallied his first career hat trick, 5/18/02...Placed second on the team and matched a career high with 34 PIM through the play-offs...Registered 12 points (5-7-12) in 62 regular season games and ranked third on Detroit with 98 PIM. **2000-01:** In 72 games with Detroit, he tallied 22 points (12-10-22) and finished second on the team with 123 PIM. **1999-00:** Managed 12 points (6-6-12) and 48 PIM while being limited to just 24 games due to injury. **1998-99:** Posted 40 points (14-26-40) and 108 PIM in 69 games with the Red Wings...Registered point streaks of nine, five and three games during the season's first three months. **1997-98:** Won his second Stanley Cup with Detroit, earning 11 points (3-8-11) and 34 PIM through 22 playoff games...Scored at least 15 goals for the third consecutive season and added 22 assists for 37 points in 71 appear-



Mark Newman

ances...Led the team with 157 PIM. **1996-97:** Won his first Stanley Cup, the Red Wings' first in 42 years... Scored the game-winning and Cup-clinching goal, 6/7/97 vs. Philadelphia...Tallied seven points (3-4-7) and 34 PIM in 20 playoff contests...Posted a career-high 19 goals, 30 assists and 49 points in 68 regular season games. **1995-96:** Logged 63 games with Detroit, recording 29 points (15-14-29) and 158 PIM...Recorded his first career two-goal game, 10/17/95 vs. Calgary...Through 19 playoff games with the Red Wings, he notched five points (3-2-5) and 20 PIM. **1994-95:** Helped the Red Wings reach the Stanley Cup Finals, contributing five points (3-2-5) and 14 PIM in 18 postseason contests...Appeared in 31 regular season games for Detroit, earning 13 points (5-8-13) and 88 PIM. **1993-94:** Made his NHL debut with Detroit, 10/5/93 at Dallas... Totaled an NHL career-high 181 PIM and contributed 26 points (9-17-26) in 67 games during his first NHL season...Notched four points (2-2-4) and eight PIM through seven playoff contests, including a goal in his Stanley Cup Playoff debut, 4/18/94 vs. San Jose. **1992-93:** Made his AHL/pro debut with Adirondack, 10/9/92 at Springfield...Set pro career highs with 73 games played and 278 PIM. **1991-92:** Led the OHL with 55 goals and added 72 assists for 127 points in 65 games with Belleville...Named to the OHL First All-Star Team.

Personal: Spent his day with the Stanley Cup in suburban Detroit with family and friends...He and his four children enjoyed ice cream sundaes out of the bowl of the Cup...Has four children, Griffin, Emerson, Avery and Gracyn.

AHL CAREER HIGHS

Games Played: 73, 1992-93

Goals: 17, 1992-93

Assists: 19, 1992-93

Points: 36, 1992-93

PIM: 278, 1992-93

Goals, Game: 3, 2/15/08 GR vs. LEM

Assists, Game: n/a

Points, Game: 4, 2/15/08 GR vs. LEM

PIM, Game: n/a

FIRSTS

AHL Game: 10/9/92 ADR at SPR

AHL Point: 10/10/92 ADR vs. HAM (goal)

AHL Goal: 10/10/92 ADR vs. HAM (Mike Fountain)

NHL Game: 10/5/93 DET at DAL

NHL Point: 10/8/93 DET at LA (assist)

NHL Goal: 10/21/93 DET vs. WSH (Bob Essensa)

Season	Team	League	Regular Season					Playoffs				
			GP	G	A	PTS	PIM	GP	G	A	PTS	PIM
1988-89	Peterborough	OHA-B	34	18	17	35	135	—	—	—	—	—
1989-90	Belleville	OHL	63	12	15	27	142	11	1	1	2	21
1990-91	Belleville	OHL	60	30	37	67	151	6	2	2	4	13
1991-92	Belleville	OHL	65	*55	72	127	177	5	1	4	5	13
1992-93	Adirondack	AHL	73	17	19	36	278	11	0	1	1	33
1993-94	Detroit	NHL	67	9	17	26	181	7	2	2	4	8
1994-95	Detroit	NHL	31	5	8	13	88	18	3	2	5	14
1995-96	Detroit	NHL	63	15	14	29	158	19	3	2	5	20
1996-97	Detroit	NHL	68	19	30	49	126	20	3	4	7	34
1997-98	Detroit	NHL	71	15	22	37	157	22	3	8	11	34
1998-99	Detroit	NHL	69	14	26	40	108	10	1	1	2	23
1999-00	Detroit	NHL	24	6	6	12	48	9	0	1	1	12
2000-01	Detroit	NHL	72	12	10	22	123	6	1	0	1	2
2001-02	Detroit	NHL	62	5	7	12	98	23	4	4	8	34
2002-03	Detroit	NHL	73	13	9	22	138	4	0	0	0	6
2003-04	Detroit	NHL	43	6	5	11	50	12	0	1	1	7
2004-05	DID NOT PLAY	—	—	—	—	—	—	—	—	—	—	—
2005-06	Calgary	NHL	67	7	6	13	117	7	2	0	2	15
2006-07	Calgary	NHL	32	0	0	0	58	—	—	—	—	—
2007-08	Flint	IHL	11	3	3	6	30	—	—	—	—	—
	Grand Rapids	AHL	13	5	5	10	21	—	—	—	—	—
	Detroit	NHL	3	0	1	1	2	17	1	1	2	19
	NHL TOTALS		745	126	161	287	1452	174	23	26	49	228
	GRIFFINS TOTALS		13	5	5	10	21	—	—	—	—	—
	AHL TOTALS		86	22	24	46	299	11	0	1	1	33
	PRO TOTALS		842	151	188	339	1781	185	23	27	50	261


* led league

9

EVAN McGRATH

Center

Height: 6'0" **Weight:** 195 **Shoots:** Left **Born:** 1/14/86 in Oakville, Ontario
Drafted: Detroit's 2nd choice, 128th overall, in 2004 NHL Entry Draft



Third season as a Griffin...Third year pro...Ranks among the Griffins' all-time leaders with eight shootout goals (T5th), 15 shootout attempts (T10th) and a 0.533 shootout percentage (9th)...Signed by Detroit, 5/31/06...Assigned by Detroit, 9/26/06...Recalled by Detroit, 11/17/06...Assigned by Detroit, 11/18/06...Assigned to Toledo, 1/18/07...Recalled from Toledo, 1/26/07...Assigned to Toledo, 1/27/07...Recalled from Toledo, 2/9/07...Assigned by Detroit, 9/29/07...Assigned by Detroit, 10/3/08.

2007-08: Established a career high and placed third on Grand Rapids with 78 games played... Set AHL career highs and ranked among the Griffins' leaders with 18 goals (3rd), 17 assists (T6th), 35 points (5th), six power play goals (T5th) and two game-winning goals (T5th)...Led Grand Rapids in shootout percentage (0.500) and tied for second with three shootout goals... Finished the season with the first three-game goal streak of his career, 4/6/08-4/12/08...Tallied five points (1-4-5) during an AHL career-high four-game point streak, 2/16/08-2/23/08...

Notched the first two-goal game of his AHL career, 3/12/08 vs. Toronto. **2006-07:** Made AHL/pro debut with the Griffins... Spent majority of the season with Grand Rapids but also averaged 1.7 points per game during a nine-game stint with ECHL Toledo...Recorded a three-assist game, 10/28/06 vs. Philadelphia...Had another three-point game (1-2-3), 4/11/07 at Hamilton...His five shootout goals tied for 10th in the AHL. **2005-06:** For the second straight season, he represented Kitchener in the OHL All-Star Game and the league at the ADT Canada-Russia Challenge...Finished fifth in OHL scoring while leading his club with career highs of 37 goals, 77 assists and 114 points...His 63 penalty minutes were also a personal high...Was a finalist for the OHL's most sportsmanlike player honor. **2004-05:** Played in the OHL All-Star Game and the ADT Canada-Russia Challenge...Led Kitchener with 59 assists and 87 points, while ranking second with 28 goals... Finished seventh in the OHL scoring race and ranked fourth in assists...Named the Rangers' most improved player... During the playoffs, finished among the team's leaders with seven goals (2nd), six assists (3rd) and 13 points (3rd). **2003-04:** Appeared in a career-high 68 games for Kitchener, placing fourth on the team with 36 assists and 51 points (tied)... Helped Canada to a fourth-place finish at the World U18 Championship in Belarus, contributing two points (1-1-2) in seven games...Ranked 15th among North Americans by Central Scouting at midseason...Played in the CHL top prospects game. **2002-03:** Won a Memorial Cup with Kitchener following an OHL Midwest Division crown...Named to the OHL All-Rookie Second Team. **2001-02:** Named the OPHL Rookie of the Year with Oakville, in addition to being selected to the league's All-Rookie Team.

Personal: Lives in Toronto...Best friend in hockey is former Griffin Adam Keefe...Greatest hockey memory is winning the 2003 Memorial Cup with Kitchener...Hockey idols as a youth were Steve Yzerman and Doug Gilmour...Greatest influence on his career was his family...First job was working in a pro shop...Proudest achievement was signing an NHL contract... Most exciting places he's visited are Germany and England...Played baseball and lacrosse growing up...Once met musician Tom Cochrane...Interests include animals, baseball, boating, bowling, cooking, fantasy sports, golf, lacrosse, movies, paintball, pool, rock climbing, video games, water sports, weightlifting and wine...Favorite foods are steak and chicken... Favorite music artists are Nickelback and Jack Johnson...Favorite movies are *Step Brothers* and *Wedding Crashers*... Favorite TV shows are *Prison Break* and *Dexter*...Favorite vacation spot is Mexico...Roots for the Toronto Blue Jays, Miami Heat, Toronto Raptors and Michigan Wolverines...Favorite sports to watch besides hockey are baseball and lacrosse.

AHL CAREER HIGHS

Games Played: 78, 2007-08 **Assist Streak:** 4, 2/16/08-2/23/08
Goals: 18, 2007-08 **Point Streak:** 4, 2/16/08-2/23/08
Assists: 17, 2007-08 **Goals, Game:** 2, 3/12/08 GR vs. TOR
Points: 35, 2007-08 **Assists, Game:** 3, 10/28/06 GR vs. PHI
PIM: 41, 2006-07 **Points, Game:** 3, four times (MR: 4/11/08 GR vs. MTB)
Goal Streak: 3, 4/6/08-4/12/08 **PIM, Game:** 9, 11/14/06 GR vs. MIL

FIRSTS

AHL Game: 10/6/06 GR at SAN **AHL Goal:** 10/25/06 GR vs. ROC (Adam Dennis)
AHL Point: 10/25/06 GR vs. ROC (goal)

Season	Team	League	Regular Season					Playoffs				
			GP	G	A	PTS	PIM	GP	G	A	PTS	PIM
2001-02	Oakville	OPJHL	49	43	44	87	24	—	—	—	—	—
2002-03	Kitchener	OHL	64	16	31	47	40	21	6	2	8	6
2003-04	Kitchener	OHL	68	15	36	51	28	5	2	1	3	2
2004-05	Kitchener	OHL	67	28	59	87	51	15	7	6	13	6
2005-06	Kitchener	OHL	67	37	77	114	63	5	1	3	4	4
2006-07	Grand Rapids	AHL	59	6	8	14	41	7	0	0	0	0
	Toledo	ECHL	9	6	9	15	12	—	—	—	—	—
2007-08	Grand Rapids	AHL	78	18	17	35	26	—	—	—	—	—
GRIFFINS/AHL TOTALS			137	24	25	49	67	7	0	0	0	0
PRO TOTALS			146	30	34	64	79	7	0	0	0	0

13

JAN MURSAK
Right Wing
(**YAHN MUHR-sak**)

Height: 5'11" **Weight:** 182 **Shoots:** Right **Born:** 1/20/88 in Maribor, Slovenia
Drafted: Detroit's 5th choice, 182nd overall, in 2006 NHL Entry Draft



Second season as a Griffin...First year pro...Signed to a three-year entry-level contract by Detroit, 4/12/07...Signed to an amateur tryout by Grand Rapids, 4/14/07...Traded to Belleville by Saginaw, 12/9/07...Assigned by Detroit, 10/5/08.

2007-08: Helped Belleville reach the Memorial Cup semifinals and the OHL finals, where the Bulls rallied from a 3-0 series deficit before losing to Kitchener in seven games...Placed second on the team in all points categories during the postseason and ranked seventh in the OHL with 24 points (9-15—24) in 21 playoff games...Joined Belleville in a December trade and tallied 38 points (11-27—38) in 31 games, finishing in a tie for eighth on the team...Spent the first half of his final OHL season with Saginaw, racking up 26 points (6-20—26) in as many games to rank ninth on the Spirit in scoring and tie for fifth in assists...Helped Slovenia win a bronze medal at the second-tier World Junior Championship in Latvia, tallying three points (1-2—3), two penalty minutes and 31 shots in five games...

Finished as runner-up in voting for both the OHL's most underrated player and best stickhandler in the Eastern Conference coaches' poll, while ranking third for best playmaker. **2006-07:** Made his Griffins/AHL debut during the Calder Cup playoffs, 4/19/07 at Manitoba...Appeared in all seven of Grand Rapids' playoff games against the Moose and earned his first AHL point with the first of two assists he tallied during the series, 4/27/07...Named to the OHL's All-Rookie Second Team...Finished fourth in OHL rookie scoring with 80 points (27-53—80) in 62 games with Saginaw...Ranked among Spirit leaders with 27 goals (T3rd), 53 assists (2nd), 80 points (2nd) and a plus-27 rating (2nd)...Started season with a 22-game scoring streak, during which he registered 40 points (13-27—40)...Named to the OHL All-Academic Team in addition to being recognized as the OHL's academic player of the month for December...Played for Slovenia at the second-level World Junior Championship in Denmark, logging five points (3-2—5) and 10 PIM in five games. **2005-06:** Left his native Slovenia to play for Budejovice of the U20 Czech league, where he ranked fourth on the team with 30 points (15-15—30) in 43 games...Was a member of Slovenia's silver medal-winning team at the second-tier World U18 Championship in Hungary, notching two points (1-1—2) and eight PIM in five games...Won a bronze medal with Slovenia at the second-level World Junior Championship in Slovenia, contributing five points (3-2—5) and two PIM in five games. **2004-05:** Tallied 45 points (16-29—45) in 24 games with Maribor in the Slovenian league...Won a silver medal with Slovenia at the second-level World U18 Championship in Slovenia, tallying three points (1-2—3) and four PIM in five games.

Personal: Lives in Maribor, Slovenia...Greatest hockey memory is playing in the 2008 Memorial Cup with Belleville...Hockey idol as a youth was Peter Forsberg...Greatest influence on his career was his dad...Also speaks Slovenian and Czech...Played soccer growing up...Interests include bicycling, boating, card games, cars, comedy, fishing, movies, ping-pong, pool, soccer, swimming, tennis and water sports...Favorite foods are salmon and steak...Favorite music artists are Linkin Park...Favorite movie is *Gladiator*...Favorite TV show is *Prison Break*...Favorite web site is youtube.com...Favorite vacation spot is Ibiza, Spain.

AHL CAREER HIGHS

Games Played: 7, 2006-07 (playoffs) **Assist Streak:** n/a
Goals: n/a **Point Streak:** n/a
Assists: 2, 2006-07 (playoffs) **Goals, Game:** n/a
Points: 2, 2006-07 (playoffs) **Assists, Game:** 2, 4/27/07 GR vs. MTB (playoffs)
PIM: n/a **Points, Game:** 2, 4/27/07 GR vs. MTB (playoffs)
Goal Streak: n/a **PIM, Game:** n/a

FIRSTS

AHL Game: 4/19/07 GR at MTB (playoffs) **AHL Goal:** n/a
AHL Point: 4/27/07 GR vs. MTB (playoffs, assist)


Season	Team	League	GP	Regular Season				Playoffs				
				G	A	PTS	PIM	GP	G	A	PTS	PIM
2002-03	HK Maribor	Slovenia-U18	13	27	18	45	14	—	—	—	—	—
2003-04	HK Maribor	Slovenia-U18	22	27	17	44	14	—	—	—	—	—
	HK Maribor	Slovenia-Jr.	19	8	8	16	37	—	—	—	—	—
	HK Maribor	Slovenia	14	3	3	6	16	—	—	—	—	—
2004-05	HK Maribor	Slovenia-Jr.	19	17	16	33	39	—	—	—	—	—
	HK Maribor	Slovenia	24	16	29	45	10	—	—	—	—	—
2005-06	C. Budejovice	Czech-Jr.	43	15	15	30	32	5	0	2	2	2
2006-07	Saginaw	OHL	62	27	53	80	50	6	1	2	3	10
	Grand Rapids	AHL	—	—	—	—	—	7	0	2	2	2
2007-08	Saginaw	OHL	26	6	20	26	15	—	—	—	—	—
	Belleville	OHL	31	11	27	38	8	21	9	15	24	10
GRIFFINS/AHL/PRO TOTALS			—	—	—	—	—	7	0	2	2	2

16

RYAN OULAHEN

Left Wing
(OH-la-hehn)

Height: 6'1" Weight: 195 Shoots: Left Born: 3/26/85 in Newmarket, Ontario
Drafted: Detroit's 3rd choice, 164th overall, in 2003 NHL Entry Draft



Fourth season as a Griffin...Fourth year pro...Ranks among the Griffins' all-time leaders with four shorthanded goals (T8th) and five unassisted goals (T5th)...Signed by Detroit, 7/29/05...Assigned by Detroit, 9/24/05...Recalled by Detroit, 9/26/05...Assigned by Detroit, 9/28/05...Assigned by Detroit, 9/23/06...Assigned by Detroit, 9/25/07...Recalled by Detroit, 9/27/07...Assigned by Detroit, 9/29/07...Re-signed as a free agent by Detroit, 7/23/08...Assigned by Detroit, 10/3/08.

2007-08: Served as a co-captain for the Griffins...Appeared in Grand Rapids' first 75 games to tie for fourth on the squad, before missing the final five contests of the season due to injury...Set AHL career highs with 14 goals (7th on the Griffins), 30 points (9th) and 47 penalty minutes, while his 16 assists matched a personal best and tied for eighth on the squad...Earned an AHL career-best four-game point streak, 2/29/08-3/6/08...Tied for third on the team with three game-winning goals. **2006-07:** Placed

second on the Griffins with a career-high 79 games played...Set a career high with 16 assists and tied for third on the team with three shorthanded goals...Played in 86 of the team's 87 regular season and playoff games. **2005-06:** Made his AHL/pro debut with the Griffins, helping them win the AHL's Macgregor Kilpatrick Trophy as regular season champions...Appeared in 91 of the team's 96 regular season and playoff games. **2004-05:** Chosen as the sixth team captain in OHL Brampton's history...Set personal highs and ranked among the Battalion's leaders with 64 games played, 27 goals (3rd), 31 assists and 57 points (4th)...Voted most underrated player and hardest worker, and shared best penalty killer honors in the OHL Eastern Conference coaches' poll...Finished second in best defensive forward and third in best on faceoffs voting. **2003-04:** Placed fifth on the Battalion with 17 goals and 35 points (tied)...Served as the team's alternate captain...Missed 11 games in mid-season due to a neck injury suffered in November...Ranked second on the team in playoff scoring with 10 points (3-7-10)...Set Brampton club playoff record with at least one assist in five straight games in conference quarterfinal series vs. Ottawa...Six-game playoff point streak was second-longest in team history. **2002-03:** Won an OHL Central Division title with Brampton...Finished fourth on the team with 21 goals...Placed sixth in OHL rookie scoring with 43 points (21-22-23)...Had a plus-20 rating.

Personal: Lives in Barrie, Ontario...Engaged to Kendal...Hockey idol as a youth was Joe Sakic...Chose his jersey number because he wore it growing up...Greatest influence on his career was his father...First job was at a golf course...Most exciting thing he's ever done is ski in Austria...Played soccer, baseball, basketball, volleyball, lacrosse and golf growing up...Interests include animals, baseball, boating, camping, card games, cars, computers, construction, cooking, fishing, golf, hiking, lacrosse, mountain biking, movies, ping-pong, pool, reading, rock climbing, running, skiing, soccer, softball, swimming, tennis, video games, water sports, weightlifting and wine...Favorite foods are steak and pizza...Favorite music artists are Linkin Park...Favorite movie is *Black Knight*...Favorite TV show is *King of Queens*...Favorite book is *It's Not About the Bike* by Lance Armstrong...Favorite vacation spot is his cottage at Red Pine Lake in Haliburton, Ontario...Favorite sports to watch besides hockey are golf and tennis.

AHL CAREER HIGHS

Games Played: 79, 2006-07
Goals: 14, 2007-08
Assists: 16, twice (MR: 2007-08)
Points: 30, 2007-08
PIM: 47, 2007-08
Goal Streak: 2, three times (MR: 2/15/08-2/16/08)

Assist Streak: 2, three times (MR: 3/10/07-3/14/07)
Point Streak: 4, 2/29/08-3/6/08
Goals, Game: 2, twice (MR: 4/1/06 GR at MTB)
Assists, Game: 2, six times (MR: 3/26/08 GR vs. LEM)
Points, Game: 3, twice (MR: 1/20/08 GR at CHI)
PIM, Game: 5, 3/26/08 GR vs. LEM

FIRSTS

AHL Game: 10/12/05 GR at CLE
AHL Point: 10/19/05 GR at SAN (assist)

AHL Goal: 11/18/05 GR vs. CLE (Dimitri Patzold)


Season	Team	League	Regular Season						Playoffs				
			GP	G	A	PTS	PIM	GP	G	A	PTS	PIM	
2000-01	Wexford	OMHA	66	38	58	96	18	—	—	—	—	—	
2001-02	Newmarket	OPJHL	48	18	17	35	4	—	—	—	—	—	
2002-03	Brampton	OHL	61	21	22	43	6	11	2	1	3	2	
2003-04	Brampton	OHL	57	17	18	35	26	12	3	7	10	6	
2004-05	Brampton	OHL	64	27	31	58	22	5	1	4	5	4	
2005-06	Grand Rapids	AHL	75	9	10	19	20	16	0	0	0	2	
2006-07	Grand Rapids	AHL	79	11	16	27	42	7	0	2	2	4	
2007-08	Grand Rapids	AHL	75	14	16	30	47	—	—	—	—	—	
GRIFFINS/AHL/PRO TOTALS			229	34	42	76	109	23	0	2	2	6	

17

FRANCIS PARE

Center
(PAIR-ay)

Height: 5'10" Weight: 185 Shoots: Right Born: 6/30/87 in Lemoine, Quebec



First season as a Griffin...First year pro...Signed as a free agent by Grand Rapids, 7/2/08.

2007-08: Named the QMJHL's most valuable player and a First Team QMJHL All-Star...Led Chicoutimi and set personal bests in all points categories, ranking among the league's leaders with 54 goals (1st), 48 assists (T12th) and 102 points (3rd) in 69 games...Also tied for first on the circuit with a plus-41 rating and seven shorthanded goals...Named the QMJHL's offensive player of the month for November after tallying 28 points (13-15—28) in just 11 games, factoring in on 65 percent (28/43) of Chicoutimi's goals for the month...Earned the honor for a second time in February by recording 23 points (16-7—23) in 12 games while

becoming the first – and ultimately, the only – player in the league to reach 50 goals on the season... Honored as the QMJHL's offensive player of the week (10/1/07-10/7/07) after notching seven points (3-4—7) in three contests and maintaining a plus-6 rating...Recorded eight points (5-3—8) in six playoff contests. **2006-07:** Logged 68 games with QMJHL Shawinigan, leading the team with 44 assists and placing second with both 29 goals and 73 points. **2005-06:** Tallied 74 points (26-48—74) through 55 games with Shawinigan to rank third on the club during his second QMJHL campaign. **2004-05:** Earned 47 points (24-23—47) in 70 games with Shawinigan, finishing fourth on the team and eighth among QMJHL rookies in scoring.

Personal: Lives in Chicoutimi, Quebec...Greatest hockey memory is playing all-night hockey games with his family at Christmastime...Hockey idol as a youth was Maurice Richard...Greatest influence on his career was his dad...First job was at McDonald's...Also speaks French...Interests include bicycling, card games, golf, movies and tennis...Favorite foods are steak and salmon...Favorite music artists are Coldplay...Favorite movie is *Gladiator*...Favorite TV show is *The O.C.*...Favorite web site is facebook.com...Roots for the Montreal Canadiens...Favorite sport to watch besides hockey is baseball.


Season	Team	League	Regular Season					Playoffs				
			GP	G	A	PTS	PIM	GP	G	A	PTS	PIM
2003-04	Shawinigan	QMJHL	5	2	0	2	2	—	—	—	—	—
2004-05	Shawinigan	QMJHL	70	24	23	47	52	4	0	3	3	4
2005-06	Shawinigan	QMJHL	55	26	48	74	66	5	1	3	4	4
2006-07	Shawinigan	QMJHL	68	29	44	73	37	4	1	1	2	8
2007-08	Chicoutimi	QMJHL	69	54	48	102	54	6	5	3	8	4

3

LOGAN PYETT

Defenseman

Height: 5'10" **Weight:** 205 **Shoots:** Right **Born:** 5/26/88 in Regina, Saskatchewan
Drafted: Detroit's 7th choice, 212th overall, in 2006 NHL Entry Draft



First season as a Griffin...First year pro...Signed to three-year entry-level contract by Detroit, 5/24/08...Assigned by Detroit, 10/3/08.

2007-08: Named to the WHL East First All-Star Team and the Canadian Major Junior Second All-Star Team...Captained Regina to the WHL East Division title... Maintained a team-best plus-24 rating and placed among the Pats' leaders with a career-high 20 goals (2nd), 34 assists (2nd) and 54 points (3rd) in 62 contests... Among league blueliners, he tied for fourth in scoring and finished second in goals...Was a member of Team Canada's gold medal-winning team at the World Junior Championship in the Czech Republic, tallying an assist and four penalty minutes in seven games...Played for Team WHL at the ADT Canada-Russia

Challenge...Attended Team Canada's training camp for the World Championship, logging two exhibition games. **2006-07:** Talled a career-high 62 points (14-48—62) in 71 games to lead Regina's blueliners and place fourth among WHL defensemen in scoring...Finished third overall on the Pats in scoring and second with a plus-14 rating...His personal-best 48 assists stood 12th in the league, while his 31 power play assists ranked sixth...Through 10 playoff contests, he ranked among the team's leaders with three goals (T4th), six assists (2nd) and nine points (3rd). **2005-06:** Earned 45 points (10-35—45) in 71 games with Regina, leading Pats defensemen and finishing ninth among WHL blueliners in scoring... Notched seven points (1-6—7) in six playoff contests to tie for the team lead...Won a gold medal with Team Canada at the U18 Junior World Cup in Europe...Led Canada to a fourth-place finish at the World U18 Championship in Sweden as the team's top-scoring defenseman, tallying four points (1-3—4) and 12 PIM and launching 25 shots in seven games...Participated in the ADT Canada-Russia Challenge. **2004-05:** Appeared in 67 contests during his rookie WHL campaign, leading Regina's defensemen and placing sixth on the team with 24 points (5-19—24). **2003-04:** Logged two games in the WHL with the Pats, earning one assist.

Personal: Lives in Saskatoon, Saskatchewan...Best friend in hockey is Kirt Hill...Greatest hockey memory is winning the 2008 World Junior Championship...Hockey idol as a youth was Doug Gilmour... Greatest influence on his career was his parents...Plans to coach after his playing career...First job was pumping gas...Proudest achievement was being drafted by Detroit...Most exciting place he's visited is Cancun...Played volleyball and basketball growing up...Once met actor Josh Hartnett and Tigers great Willie Horton...Interests include animals, basketball, boating, card games, cars, comedy, fantasy sports, golf, movies, video games and water sports...Favorite foods are chicken and ham, cheese and broccoli casserole...Favorite music artists are Akon, Eminem, Aerosmith, 3 Doors Down, The Tragically Hip and Audioslave...Favorite movies are *Dark Knight* and *Pulp Fiction*...Favorite TV show is *Lost*...Favorite web sites are imdb.com and yahoo.com...Favorite vacation spot is Mexico...Roots for the Tampa Bay Buccaneers, Toronto Blue Jays and Toronto Raptors...Favorite sport to watch besides hockey is football.

Season	Team	League	Regular Season					Playoffs				
			GP	G	A	PTS	PIM	GP	G	A	PTS	PIM
2002-03	Balgonie	SSMHL	35	27	46	73	40	—	—	—	—	—
2003-04	Regina	SMHL	44	18	27	45	34	—	—	—	—	—
	Regina	WHL	2	0	1	1	0	3	0	0	0	0
2004-05	Regina	WHL	67	5	19	24	67	—	—	—	—	—
2005-06	Regina	WHL	71	10	35	45	89	6	1	6	7	12
2006-07	Regina	WHL	71	14	48	62	84	10	3	6	9	4
2007-08	Regina	WHL	62	20	34	54	54	6	1	3	4	0

18

MATTIAS RITOLA

Left Wing

*(mah-TEE-ahs rih-TOH-lah)***Height:** 6'0" **Weight:** 192 **Shoots:** Left **Born:** 3/14/87 in Borlange, Sweden**Drafted:** Detroit's 4th choice, 103rd overall, in 2005 NHL Entry Draft

Second season as a Griffin...Second year pro in North America...Signed to an amateur tryout by Grand Rapids, 3/27/07...Released, 4/12/07...Signed by Detroit, 6/1/07...Assigned by Detroit, 9/30/07...Recalled by Detroit, 3/15/08...Assigned by Detroit, 3/17/08...Recalled by Detroit, 4/13/08...Assigned by Detroit, 10/5/08.

2007-08: Served as a "black ace" during the Detroit Red Wings' run to the Stanley Cup championship...Made his NHL debut with Detroit, 3/15/08 vs. Nashville...Appeared in two games with the Wings and earned his first NHL point with an assist, 3/16/08 at Columbus...Made his Griffins/North American debut, 10/6/07 at Lake Erie...Placed second among Griffins rookies in scoring with 22 points (7-15—22) in 72 games played...Scored once in six shootout attempts. **2006-07:** Practiced with Grand Rapids near the end of the season after

coming over from Sweden and signing an amateur tryout, but he never appeared in a game. **2005-06:** Made his debut in the Swedish Elite League at the age of 20 with Leksands...Represented Sweden at the World Junior Championship in Canada, producing four points (2-2—4) in six games. **2004-05:** Won a bronze medal with Sweden at the World U18 Championship in the Czech Republic, ranking fifth on the team with four points (1-3—4) in seven games.

Personal: Lives in Borlange, Sweden...Best friend in hockey is Niklas Broms...Hockey idol as a youth was Sven Tumba...Greatest influence on his career were his parents...Plans to be a teacher after his playing career...Also speaks Swedish...Played soccer and floorball growing up...Once met actor Matt LeBlanc...Interests include movies, soccer, tennis, water sports and yoga...Favorite food is tacos...Favorite music artists are Toby Keith and Keith Urban...Favorite movie is *The Game Plan*...Favorite TV show is *Two and a Half Men*...Favorite web site is youtube.com...Favorite author is Dan Brown...Favorite vacation spot is Greece...Favorite sport to watch besides hockey is tennis.

AHL CAREER HIGHS**Games Played:** 72, 2007-08**Goals:** 7, 2007-08**Assists:** 15, 2007-08**Points:** 22, 2007-08**PIM:** 62, 2007-08**Goal Streak:** 2, 3/2/08-3/5/08**Assist Streak:** 2, twice (MR: 3/8/08-3/12/08)**Point Streak:** 3, 1/5/08-1/11/08**Goals, Game:** 1, seven times (MR: 4/4/08 GR vs. HOU)**Assists, Game:** 1, 15 times (MR: 3/12/08 GR vs. TOR)**Points, Game:** 2, twice (MR: 3/2/08 GR vs. LEM)**PIM, Game:** 4, nine times (MR: 4/6/08 GR at HAM)**FIRSTS****AHL Game:** 10/6/07 GR at LEM**AHL Point:** 10/24/07 GR at HAM (assist)**AHL Goal:** 11/24/07 GR vs. IOW (Philippe Sauve)**NHL Game:** 3/15/08 DET vs. NSH**NHL Point:** 3/16/08 DET at CBJ (assist)**NHL Goal:** n/a

Season	Team	League	Regular Season					Playoffs				
			GP	G	A	PTS	PIM	GP	G	A	PTS	PIM
2003-04	V. Frolunda	Sweden-U18	11	4	11	15	35	7	2	7	9	12
	V. Frolunda	Sweden-Jr.	24	7	4	11	8	5	0	1	1	0
2004-05	Frolunda	Sweden-Jr.	9	2	6	8	6	—	—	—	—	—
	Leksands IF	Sweden-U18	STATS UNAVAILABLE									
2005-06	Leksands IF	Sweden-Jr.	18	8	10	18	14	5	1	1	2	2
	Leksands IF	Sweden-Jr.	14	4	2	6	16	—	—	—	—	—
	Leksands IF	Sweden	30	0	3	3	10	—	—	—	—	—
2006-07	Leksands IF	Sweden-Q	8	0	0	0	4	—	—	—	—	—
	Leksands IF	Sweden-Jr.	12	5	7	12	16	—	—	—	—	—
	Borlange HF	Sweden-3	11	4	6	10	14	—	—	—	—	—
	IFK Arboga IK	Sweden-2	3	1	0	1	2	—	—	—	—	—
2007-08	Leksands IF	Sweden-2	23	1	4	5	4	—	—	—	—	—
	Grand Rapids	AHL	72	7	15	22	62	—	—	—	—	—
	Detroit	NHL	2	0	1	1	0	—	—	—	—	—
NHL TOTALS			2	0	1	1	0	—	—	—	—	—
GRIFFINS/AHL TOTALS			72	7	15	22	62	—	—	—	—	—
PRO TOTALS			104	7	19	26	72	—	—	—	—	—

7

GARRETT STAFFORD

Defenseman

Height: 6'0" **Weight:** 194 **Shoots:** Right **Born:** 1/28/80 in Los Angeles, Calif.

Second season as a Griffin...Sixth year pro...Signed as a free agent by Cleveland, 10/10/03...Signed as a free agent by San Jose, 12/9/03...Signed as a free agent by Detroit, 7/16/07...Assigned by Detroit, 9/25/07...Recalled by Detroit, 2/23/08...Assigned by Detroit, 2/27/08...Signed as a free agent by Dallas, 7/3/08...Assigned to Grand Rapids by Dallas, 10/4/08.

2007-08: Served as a co-captain for the Griffins...Made his NHL debut with Detroit, 2/23/08 at Vancouver...Led Griffins defenseman in all scoring categories and placed among the team's leaders with 11 goals (8th), 33 assists (2nd) and 44 points (3rd)...Tied for 11th among AHL blueliners in both goals and points and placed 12th in assists...Finished among the AHL's top 17 defensemen in scoring

for the fourth time in his five pro seasons...Scored on two of six shootout attempts. **2006-07:** Ranked among AHL Worcester's leaders with 30 assists (4th) and 41 points (5th)...Tied for eighth in scoring among AHL blueliners and led Sharks defensemen in goals (11), assists and points...During the playoffs, he placed among the team's leaders with three assists (T2nd overall, 1st among defensemen) and three points (T5th overall, tied 2nd among defensemen). **2005-06:** Appeared in all 80 games for AHL Cleveland, leading Barons defensemen with 11 goals, 28 assists, 39 points and six power play goals...Tied for 17th among AHL blueliners in scoring...His assist and point totals ranked third and fifth, respectively, on the squad...Tied for second on the team with two shorthanded tallies...Set a personal high with 86 penalty minutes. **2004-05:** Missed the season's first six games due to an AHL suspension...Placed third among AHL defensemen in both shootout goals (4) and shootout percentage (0.400)...Scored the deciding goal during an AHL-record, 16-round shootout, as the 16th shooter for Cleveland in a 3-2 win over Utah, 12/3/04. **2003-04:** Named to the AHL's All-Rookie Team and Second All-Star Team...Played for PlanetUSA in the AHL All-Star Classic...Led Barons defensemen with 46 points (12-34-46), tying for third overall on Cleveland, sixth among AHL defensemen and seventh among league rookies...His 34 assists finished first among Barons defensemen, second among AHL rookies and third on his club...Paced Cleveland's blueliners with 12 goals...Established career highs for goals, assists and points...



Jeff Wimmick/Vancouver Canucks

Honored as the AHL Rookie of the Month for January, after notching 16 points (3-13—16) in 15 games. **2002-03:** Selected to the Hockey East All-Tournament Team, becoming the only New Hampshire player to earn the honor twice...Led the Wildcats to their second consecutive Hockey East regular season title...Paced UNH defensemen with 15 assists and 16 points. **2001-02:** Named to the All-Hockey East Second Team and the Hockey East All-Tournament Team...Helped UNH win Hockey East's regular season championship...Selected by teammates as his team's Defensemen of the Year (Rod Langway Award) for the second consecutive season...Led all Wildcats defensemen with five goals, 22 assists and 27 points, totaling career highs in all three categories...His assist totaled ranked fifth on the club. **2000-01:** Selected by his teammates as UNH's Defensemen of the Year (Rod Langway Award)...Placed among the Wildcats' leaders with 21 assists (2nd) and 26 points (4th)...Led the squad's blueliners in goals (5), assists and points...Ranked fifth on the team and second among its defensemen with a collegiate-high 44 PIM. **1999-00:** As a freshman at New Hampshire, finished among the team's top blueliners with three goals (2nd), nine assists (3rd), 12 points (3rd) and 28 PIM (2nd). **1998-99:** Won a second consecutive USHL championship with Des Moines.

Personal: Lives in Los Angeles...Has a degree in exercise science/nutrition...Hockey idol as a youth was Bernie Nichols...Chose his jersey number because it's his lucky number...Plans to work in sound engineering after his playing career...First job was as a waiter...Played football and baseball, raced BMX bikes and skateboarded growing up...Once met soccer star David Beckham...Interests include animals, auto repair, music, weightlifting and yoga...Favorite foods are filet mignon, sushi, stir fry and anything chocolate...Favorite movie is *City of God*...Favorite web site is cherokeesrt8.com...Favorite sport to watch besides hockey is football.

AHL CAREER HIGHS

Games Played: 80, 2005-06
Goals: 12, 2003-04
Assists: 34, 2003-04
Points: 46, 2003-04
PIM: 86, 2005-06
Goal Streak: 2, nine times (MR: 3/8/07-3/12/07)

Assist Streak: 4, 1/16/08-2/8/08
Point Streak: 5, three times (MR: 1/12/08-2/8/08)
Goals, Game: 2, 4/7/07 WOR at BNG
Assists, Game: 2, 21 times (MR: 3/26/08 GR vs. LEM)
Points, Game: 3, three times (MR: 4/7/07 WOR at BNG)
PIM, Game: 9, 3/4/06 CLE vs. HAM

FIRSTS

AHL Game: 10/17/03 CLE vs. GR
AHL Point: 10/21/03 CLE vs. SYR (goal)
AHL Goal: 10/21/03 CLE vs. SYR (Pascal Leclaire)

NHL Game: 2/23/08 DET at VAN
NHL Point: n/a
NHL Goal: n/a

Season	Team	League	Regular Season					Playoffs				
			GP	G	A	PTS	PIM	GP	G	A	PTS	PIM
1996-97	Des Moines	USHL	37	1	10	11	40	5	0	0	0	0
1997-98	Des Moines	USHL	53	6	17	23	89	12	1	3	4	42
1998-99	Des Moines	USHL	56	8	33	41	54	13	2	2	4	18
1999-00	New Hampshire	HE	38	3	9	12	28	—	—	—	—	—
2000-01	New Hampshire	HE	37	5	21	26	44	—	—	—	—	—
2001-02	New Hampshire	HE	36	5	22	27	42	—	—	—	—	—
2002-03	New Hampshire	HE	23	1	15	16	24	—	—	—	—	—
2003-04	Cleveland	AHL	73	12	34	46	71	6	0	0	0	6
2004-05	Cleveland	AHL	68	6	18	24	55	—	—	—	—	—
2005-06	Cleveland	AHL	80	11	28	39	86	—	—	—	—	—
2006-07	Worcester	AHL	77	11	30	41	58	6	0	3	3	2
2007-08	Grand Rapids	AHL	69	11	33	44	36	—	—	—	—	—
	Detroit	NHL	2	0	0	0	0	—	—	—	—	—
NHL TOTALS			2	0	0	0	0	—	—	—	—	—
GRIFFINS TOTALS			69	11	33	44	36	—	—	—	—	—
AHL TOTALS			367	51	143	194	306	12	0	3	3	8
PRO TOTALS			369	51	143	194	306	—	—	—	—	—

23

JAMIE TARDIF

Center/Right Wing

Height: 6'0" Weight: 200 Shoots: Right Born: 1/23/85 in Welland, Ontario

Drafted: Calgary's 4th choice, 112th overall, in 2003 NHL Entry Draft



Third season as a Griffin...Third year pro...Signed to a professional tryout by Grand Rapids, 1/26/07...Released, 1/28/07...Signed to a professional tryout by Grand Rapids, 2/1/07...Signed to standard player's contract by Grand Rapids, 2/2/07...Assigned to Toledo, 2/13/07...Recalled from Toledo, 2/14/07...Signed by Grand Rapids, 7/26/07...Signed as a free agent to a two-year entry-level contract by Detroit, 4/15/08...Assigned by Detroit, 10/3/08.

2007-08: Appeared in all 80 games for Grand Rapids, setting a career high and tying for the team lead...Became one of 17 players in franchise history to play in every regular season contest...Established AHL career highs and ranked among the Griffins' leaders with 17 goals (4th), 17 assists (T6th), 34 points (T6th), 90 penalty minutes (3rd) and 246 shots (2nd), the last of which tied for the fifth-highest single-season total in franchise history. **2006-07:** Made his AHL (with Manitoba) and Grand Rapids debuts...Became the third player in Griffins history to score three goals in one period by netting a natural hat trick during the second frame, 3/3/07

at Syracuse...Made his pro debut with ECHL Toledo, recording 30 points (10-20-30) in just 34 games...Played in the ECHL All-Star Game, scoring a goal for the American Conference in its 6-3 win. **2005-06:** Captained Peterborough to OHL and East Division championships...Led the Petes with 40 goals and placed second with 69 points, both career highs...Also set a personal best with 108 PIM and tied another with 29 assists...During the playoffs, he tied for fourth on the team with six goals. **2004-05:** Led Peterborough with 37 goals and ranked third with 65 points...In the postseason, he placed second on the squad with eight goals and fifth with 11 points. **2003-04:** Ranked among the Petes' leaders with 25 goals (2nd), 28 assists (5th) and 53 points (2nd). **2002-03:** Finished third on Peterborough with 31 goals and 60 points, while his personal-best 29 assists ranked fourth...Ranked among the team's playoff leaders with three goals (T2nd), four assists (T3rd) and seven points (3rd)...Won a gold medal with Canada at the World U18 Championship in Russia, tallying five points (1-4-5) in seven games. **2001-02:** Made his major junior debut...His 44 points (22-22-44) led Petes rookies and ranked fifth overall on the club, while his 22 goals placed fourth.

Personal: Lives in Caledon, Ontario...Best friend in hockey is Paul Bissonnette...Greatest hockey memory is winning the OHL championship...Hockey idol as a youth was Brendan Shanahan...Chose his jersey number because it's his birthday...Greatest influence on his career was his father...Plans to be an actor after his playing career...First job was at a hockey school...Most exciting thing he's ever done is visit Las Vegas...Also speaks French...Played golf and lacrosse growing up...Once met rapper 50 Cent...Interests include boxing, cars, comedy, dancing, fishing, golf, movies, paintball, ping-pong, video games and yoga...Favorite food is sushi...Favorite music artists are Pappa Roach...Favorite movie is *Step Brothers*...Favorite TV show is *Friends*...Favorite vacation spot is Mexico...Roots for the Michigan Wolverines...Favorite sport to watch besides hockey is football.

AHL CAREER HIGHS

Games Played: 80, 2007-08
Goals: 17, 2007-08
Assists: 17, 2007-08
Points: 34, 2007-08
PIM: 90, 2007-08
Goal Streak: 3, 3/9/07-3/14/07

Assist Streak: 3, 4/5/08-4/11/08
Point Streak: 1, 2/25/07-3/14/07
Goals, Game: 3, 3/3/07 GR at SYR
Assists, Game: 2, twice (MR: 3/30/08 GR at CHI)
Points, Game: 3, twice (MR: 10/24/07 GR at HAM)
PIM, Game: 10, twice (MR: 3/12/08 GR vs. TOR)

FIRSTS

AHL Game: 12/2/06 MTB at HER
AHL Point: 1/27/07 GR vs. TOR (assist)

AHL Goal: 1/27/07 GR vs. TOR (Jean-Francois Racine)

Season	Team	League	Regular Season					Playoffs				
			GP	G	A	PTS	PIM	GP	G	A	PTS	PIM
2001-02	Peterborough	OHL	64	22	22	44	30	6	0	1	1	2
2002-03	Peterborough	OHL	68	31	29	60	32	7	3	4	7	0
2003-04	Peterborough	OHL	64	25	28	53	56	—	—	—	—	—
2004-05	Peterborough	OHL	66	37	28	65	84	14	8	3	11	14
2005-06	Peterborough	OHL	62	40	29	69	108	19	6	6	12	18
2006-07	Toledo	ECHL	34	10	20	30	37	—	—	—	—	—
	Manitoba	AHL	1	0	0	0	0	—	—	—	—	—
	Iowa	AHL	2	0	0	0	0	—	—	—	—	—
	Grand Rapids	AHL	27	9	6	15	18	2	0	0	0	0
2007-08	Grand Rapids	AHL	80	17	17	34	90	—	—	—	—	—
GRIFFINS TOTALS			107	26	23	49	108	2	0	0	0	0
AHL TOTALS			110	26	23	49	108	2	0	0	0	0
PRO TOTALS			144	36	43	79	145	2	0	0	0	0

26

LANDON WILSON

Left Wing

Height: 6'2" **Weight:** 228 **Shoots:** Right **Born:** 3/13/75 in St. Louis, Mo.
Drafted: Toronto's 2nd choice, 19th overall, in 1993 NHL Entry Draft



7/3/08...Assigned to Grand Rapids by Dallas, 10/3/08.

Alternate captain...First season as a Griffin...14th year pro...Traded to Quebec Toronto with Wendel Clark, Sylvain Lefebvre and Toronto's 1st round choice (Jeffrey Kealty) in 1994 Entry Draft for Mats Sundin, Garth Butcher, Todd Warriner and Philadelphia's 1st round choice (previously acquired, later traded to Washington - Nolan Baumgartner) in 1994 Entry Draft, 6/28/94...Transferred to Colorado after Quebec franchise relocated, 6/21/95...Traded to Boston by Colorado with Anders Myrvold for Boston's 1st round choice (Robyn Regehr) in 1998 Entry Draft, 11/22/96...Signed as a free agent by Phoenix, 7/7/00...Missed majority of 2002-03 season recovering from eye injury suffered in game vs. Washington, 12/13/02...Traded to Pittsburgh by Phoenix for future considerations, 2/22/04...Signed as a free agent by Espoo (Finland), 6/23/04...Signed as a free agent by Davos (Swiss), 8/31/05...Signed as a free agent by Lugano (Swiss), 7/17/06...Signed as a free agent by Dallas,

2007-08: Played second consecutive season for Lugano of the Swiss-A league, ranking among the team's leaders with 13 goals (1st), 20 points (6th), 102 shots (3rd) and 67 penalty minutes (3rd) through 30 games played. **2006-07:** Appeared in 35 contests with Lugano, finishing among the team's leaders with 20 goals (2nd), 31 points (3rd), 115 shots (3rd) and 65 PIM (3rd). **2005-06:** Appeared in 36 games for Davos during his first season in the Swiss-A league, pacing the circuit with 127 PIM...Led the team with 27 goals, while his 14 assists and 41 points tied for sixth and ranked second, respectively, on the team...Finished second on the club with five goals and placed seventh with eight points in 11 playoff contests. **2004-05:** Played in Finland for Blues Espoo, ranking among the team's leaders with eight goals (T5th), 11 assists (T4th), 19 points (4th) and 80 PIM (2nd) in 37 contests. **2003-04:** Appeared in 54 NHL games between Phoenix (35 games) and Pittsburgh (19), tallying four points (1-3-4) with the Coyotes and six points (5-1-6) for the Penguins. **2002-03:** Skated in Phoenix's first 31 games, earning 14 points (6-8-14) and 26 PIM before sustaining a season-ending eye injury, 12/13/02 vs. Washington...At the time of the injury, he led the Coyotes with three game-winning goals, which matched his NHL career high and ultimately tied for third on the team...Selected by his teammates as Phoenix's nominee for the King Clancy Trophy, which is given to the player who best exemplifies leadership qualities on and off the ice and has made a noteworthy humanitarian contribution to his community...Was also nominated for the 2002-03 NHL Foundation Player Award for community service, The Sporting News 2003 Good Guys Award and the USA Weekend Most Caring Athlete Award. **2001-02:** Earned 19 points (7-12-19) in 47 games with Phoenix after missing all of training camp and the first 24 contests of the campaign due to a sprained ankle...Notched six multiple-point outings...Tied for second on the Coyotes with 20 hits through four playoff games...Tallied three points (2-1-3) during a two-game conditioning assignment in Springfield. **2000-01:** While playing his first full NHL season in Phoenix, he recorded NHL career highs with 70 games played, 18 goals, 13 assists, 31 points, 92 PIM, six power play points (2-4-6), three game-winning goals and 123 shots...Ranked among the Coyotes' leaders in goals (3rd), points (T6th), PIM (3rd), GWG (T3rd) and shots (4th)...Also placed fourth on the team in shooting percentage (14.6)...Had an NHL career-high five-game point streak, 1/21/01-1/29/01...Helped Team USA to a fourth-place finish at the World Championship in Germany, showing two points (1-1-2) and four PIM in nine games. **1999-00:** Logged 40 contests through four stints with Boston, notching four points (1-3-4), 18 PIM and 84 hits...Appeared in 17 games with Providence, registering 10 points (5-5-10) and 45 PIM...Tallied five points (2-3-5) and 38 PIM in nine playoff games with the AHL club. **1998-99:** Won a Calder Cup as a member of the Providence Bruins...Named a First-Team AHL All-Star...Set AHL playoff career high and tied for third on the team with seven goals in 11 postseason games...Spent majority of the campaign in Providence and set AHL career highs in all points categories with 53 points (31-22-53) in 48 regular season games...Notched two hat tricks, including a career-high seven-point (3-4-7) game (11/25/98 vs. Syracuse)...Scored six points (3-3-6) in 22 regular season games with Boston and recorded two points (1-1-2) in an NHL career-high eight playoff games...His one career NHL playoff goal was both a PPG and GWG...Took his first career penalty shot, 3/17/99 at Toronto (unsuccessful vs. Curtis Joseph). **1997-98:** Split the season between Providence and Boston, logging 42 and 28 games, respectively...Placed among Providence's team leaders with 18 goals (4th), 28 points (T8th) and 146 PIM (3rd)...Tallied six points (1-5-6) during his time with Boston and made his Stanley Cup playoff debut with one postseason contest. **1996-97:** Played in nine games with Colorado, earning three points (1-2-3) and 23 PIM, before being traded to Boston, where he registered 17 points (7-10-17) and 49 PIM through 40 games with the Bruins...Had five multiple-point outings...Recorded three points (2-1-3) in two games with Providence...Appeared in 10 playoff contests with the AHL club, ranking among team leaders with three goals (T2nd) and seven points (T5th). **1995-96:** Spent majority of his rookie season with Cornwall, logging an AHL career-high 53 games and ranking among the Aces' leaders with 21 goals (T3rd), 34 points (T8th), an AHL career-high 154 PIM (4th) and 183 shots (3rd)...Earned four points (1-3-4) in eight postseason games to tie for second on the team...Totaled seven NHL games with Colorado...Made his NHL debut, 11/29/95 vs. New Jersey, and scored a goal on his first shot against Martin Brodeur...Did not play until early November after suffering a broken leg during training camp. **1994-95:** Made his AHL/pro debut with Cornwall, 3/19/95 vs. Albany,

following his sophomore season at WCHA North Dakota...Netted a goal in his first AHL game and totaled eight points (4-4-8) in eight regular season games with the Aces...Tied for eighth on the team with seven points (3-4-7) and led the club with 68 PIM through 13 playoff contests...Played in 31 games with North Dakota, tallying 23 points (7-16-23) and 141 PIM...Played for Team USA at the World Junior Championship, notching five points (3-2-5) and 37 PIM in seven games. **1993-94:** Named the WCHA Rookie of the Year as a North Dakota freshman...Led the WCHA with 147 PIM while earning 33 points (18-15-33) in 35 games.

Personal: Lives in Coppell, Texas...Married to Cherilyn...Children Adelyne and Jase...His father Rick played four NHL seasons with Montreal, St. Louis and Detroit and is currently an associate coach with the Dallas Stars...His uncles Dick (Boston and NY Rangers) and Barrie (Minnesota) Meissner also played in the NHL...Studied industrial tech in college...Greatest hockey memories are winning the 1999 Calder Cup with Providence and playing for Team USA at the 2001 World Championship...Hockey idol as a youth was Cam Neely...Greatest influences on his career were his parents and grandpa...First job was working on his uncle's farm...Most exciting places he's visited were Hawaii and Switzerland...Played football and soccer growing up...Interests include bicycling, boating, camping, chess, golf, hiking, horses, martial arts, motorcycles, mountain biking, water sports and wine...Favorite music artists are P.O.D...Favorite TV show is *Seinfeld*...Favorite author is C.S. Lewis...Favorite vacation spot is Hawaii...Favorite sport to watch besides hockey is the NFL.

AHL CAREER HIGHS

Games Played: 53, 1995-96	Assist Streak: 5, 12/23/98-1/8/99
Goals: 31, 1998-99	Point Streak: 8, 1/18/99-2/24/99
Assists: 22, 1998-99	Goals, Game: 3, twice (MR: 2/12/99 PRO vs. POR)
Points: 53, 1998-99	Assists, Game: 4, 11/25/98 PRO at SYR
PIM: 154, 1995-96	Points, Game: 7, 11/25/98 PRO at SYR
Goal Streak: 4, twice (MR: 11/25/98-11/29/98)	PIM, Game: 19, twice (MR: 1/9/98 PRO vs. WOR)

FIRSTS

AHL Game: 3/19/95 COR vs. ALB	NHL Game: 11/29/95 COL vs. NJ
AHL Point: 3/19/95 COR vs. ALB (goal)	NHL Point: 11/29/95 COL vs. NJ (goal)
AHL Goal: 3/19/95 COR vs. ALB (Corey Schwab)	NHL Goal: 11/29/95 COL vs. NJ (Martin Brodeur)

Season	Team	League	Regular Season					Playoffs				
			GP	G	A	PTS	PIM	GP	G	A	PTS	PIM
1992-93	Dubuque	USHL	43	29	36	65	284	—	—	—	—	—
1993-94	North Dakota	WCHA	35	18	15	33	*147	—	—	—	—	—
1994-95	North Dakota	WCHA	31	7	16	23	141	—	—	—	—	—
1995-96	Colorado	NHL	7	1	0	1	6	13	3	4	7	68
	Cornwall	AHL	53	21	13	34	154	8	1	3	4	22
1996-97	Colorado	NHL	9	1	2	3	23	—	—	—	—	—
	Boston	NHL	40	7	10	17	49	—	—	—	—	—
1997-98	Providence	AHL	2	2	1	3	2	10	3	4	7	16
	Boston	NHL	28	1	5	6	7	1	0	0	0	0
1998-99	Providence	AHL	42	18	10	28	146	—	—	—	—	—
	Boston	NHL	22	3	3	6	17	8	1	1	2	8
1999-00	Providence	AHL	48	31	22	53	89	11	7	1	8	19
	Boston	NHL	40	1	3	4	18	—	—	—	—	—
2000-01	Providence	AHL	17	5	5	10	45	9	2	3	5	38
	Phoenix	NHL	70	18	13	31	92	—	—	—	—	—
2001-02	Phoenix	NHL	47	7	12	19	46	4	0	0	0	12
	Springfield	AHL	2	2	1	3	2	—	—	—	—	—
2002-03	Phoenix	NHL	31	6	8	14	26	—	—	—	—	
2003-04	Phoenix	NHL	35	1	3	4	16	—	—	—	—	—
	Pittsburgh	NHL	19	5	1	6	31	—	—	—	—	—
2004-05	Blues Espoo	Finland	37	8	11	19	80	—	—	—	—	
2005-06	Davos	Swiss	36	27	14	41	127	11	5	3	8	40
2006-07	Lugano	Swiss	35	20	11	31	67	—	—	—	—	—
2007-08	Lugano	Swiss	30	13	7	20	67	—	—	—	—	—
NHL TOTALS			348	51	60	111	331	13	1	1	2	20
AHL TOTALS			172	83	56	139	463	51	16	15	31	163
PRO TOTALS			658	202	159	361	1135	75	22	19	41	223

* led league

GRIFFINS NHL AFFILIATE



DETROIT RED WINGS

600 Civic Center Drive
Detroit, MI 48226
www.detroitredwings.com
Phone: (313) 394-7000
Fax: (313) 567-0296
Media Hotline: (313) 396-7599
Press Box: (313) 396-7957



Owner/Governor
Owner/Secretary-Treasurer
Alternate Governor
General Counsel
Senior Vice President
Executive Vice President/General Manager
Vice President/Hockey
Vice President/Assistant General Manager
Director of Hockey Administration
Head Coach
Assistant Coaches
Video Coach
Goaltending Coach
Director of Pro Scouting
Pro Scouts
Director of Amateur Scouting
Amateur Scouts
Director of European Scouting
European Scouts
Part-Time Scout
Executive Assistant
Athletic Therapist
Equipment Manager
Assistant Athletic Therapist
Assistant Equipment Manager
Team Masseur
Senior Director of Communications
Media Relations Manager
Community Relations Manager
Public Relations Coordinator
Community Relations Coordinator
Radio Announcers - 97.1 FM The Ticket
TV Announcers - Fox Sports Net Detroit
Home Arena (Capacity)

Mike Ilitch
Marian Ilitch
Christopher Ilitch
Robert E. Carr
Jim Devellano
Ken Holland
Steve Yzerman
Jim Nill
Ryan Martin
Mike Babcock
Paul MacLean, Brad McCrimmon
Keith McKittrick
Jim Bedard
Mark Howe
Pat Verbeek, Glenn Merkosky
Joe McDonnell
Bruce Haralson, Mark Leach, Dave Kolb
Hakan Andersson
Vladimir Havluj, Evgeni Erfilov, Ari Vouri
Marty Stein
Kathi Wyatt
Piet Van Zant
Paul Boyer
Russ Baumann
John Remejes
Sergei Tchekmarev
John Hahn
Todd Beam
Anne Marie Krappmann
Lisa Hickok
Kelli Kearly
Ken Kal, Paul Woods
Ken Daniels, Mickey Redmond
Joe Louis Arena (20,066)



Ken Holland
Executive Vice President/General Manager



Mike Babcock
Head Coach

2008-09 DETROIT RED WINGS SCHEDULE

OCTOBER

9 TORONTO 7:00 Versus/CBC
11 @ Ottawa 7:00 FSN
13 @ Carolina 7:00 FSN
16 VANCOUVER 7:30 FSN/TSN
18 NY RANGERS 7:00 FSN
22 @ St. Louis 8:30 FSN
24 ATLANTA 7:30 FSN
25 @ Chicago 8:30 FSN
27 @ Los Angeles 10:30 FSN
29 @ Anaheim 10:00 FSN PLUS
30 @ San Jose 10:30 FSN

NOVEMBER

2 @ Vancouver 10:00 FSN
8 NEW JERSEY 7:00 FSN
11 PITTSBURGH 7:00 Versus
13 @ Tampa Bay 7:30 FSN
14 @ Florida 7:30 FSN
17 EDMONTON 7:30 FSN
20 @ Edmonton 9:00 FSN
22 @ Calgary 10:00 FSN/CBC
24 @ Vancouver 10:00 FSN
26 MONTREAL 7:30 FSN/TSN/RDS
28 COLUMBUS 7:30 FSN PLUS
29 @ Boston 7:00 FSN

DECEMBER

1 ANAHEIM 7:30 FSN
4 VANCOUVER 7:30 FSN
6 CHICAGO 7:00 FSN
10 CALGARY 7:30 FSN/TSN

12 @ Dallas 8:30 FSN
13 @ Phoenix 9:00 FSN PLUS
15 COLORADO 7:00 Versus
18 SAN JOSE 7:30 FSN
20 LOS ANGELES 7:00 FSN
23 ST. LOUIS 7:30 FSN PLUS
26 @ Nashville 8:00 FSN
27 @ Colorado 9:00 FSN PLUS
30 CHICAGO 7:30 FSN

JANUARY

*1 @ Chicago 1:00 NBC/CBC
3 @ Minnesota 8:00 FSN
6 COLUMBUS 7:30 FSN
8 DALLAS 7:30 FSN
10 BUFFALO 7:00 FSN
12 @ Dallas 8:00 Versus
14 @ Anaheim 10:00 FSN
15 @ Los Angeles 10:30 FSN
17 @ San Jose 10:30 FSN
20 @ Phoenix 9:00 FSN
27 @ Columbus 7:00 FSN
29 DALLAS 7:30 FSN
31 @ Washington 12:30 FSN

FEBRUARY

2 ST. LOUIS 7:00 Versus
4 PHOENIX 7:30 FSN PLUS
7 EDMONTON 3:00 FSN
8 @ Pittsburgh 8:00 FSN
10 @ Nashville 8:00 FSN PLUS
12 MINNESOTA 7:30 FSN

13 @ Columbus 7:00 FSN
15 COLORADO 5:00 FSN
18 NASHVILLE 7:30 FSN
20 ANAHEIM 7:30 FSN
21 @ Minnesota 8:00 FSN
25 SAN JOSE 7:30 FSN
27 LOS ANGELES 7:30 FSN PLUS
28 @ Nashville 8:00 FSN

MARCH

3 @ St. Louis 8:30 FSN
4 @ Colorado 9:00 FSN
7 COLUMBUS 7:00 FSN
10 PHOENIX 7:30 FSN
12 CALGARY 7:00 FSN
14 @ St. Louis 2:00 FSN
15 @ Columbus 5:00 FSN
17 PHILADELPHIA 7:30 Versus
20 @ Atlanta 7:30 FSN
23 @ Calgary 9:00 FSN/TSN
24 @ Edmonton 9:30 FSN/TSN
27 NY ISLANDERS 7:30 FSN
29 NASHVILLE 5:00 FSN PLUS

APRIL

2 ST. LOUIS 7:30 FSN
5 MINNESOTA 5:00 FSN
6 @ Buffalo 7:00 Versus
9 NASHVILLE 7:30 FSN
11 CHICAGO 3:00 FSN
12 @ Chicago 5:00 FSN

* NHL Winter Classic at Wrigley Field

Games broadcast locally on WBBL 1340 AM.

2007-08 SEASON

Regular Season – 5th of 7 in North Division, 13th of 15 in Western Conference, 25th of 29 in AHL

Overall: 31-41-2-6, 70 points
 Home: 18-18-1-3, 40 points
 Road: 13-23-1-3, 30 points

Playoffs – Did Not Qualify

General Manager – Bob McNamara

Head Coach – Mike Stothers

Assistant Coach – Jim Paek

Medical Therapist – Rob Snitzer

Equipment Manager – Brad Thompson



REGULAR SEASON

Player	GP	G	A	PTS	+/-	PIM	PP	SH	GW	FG	OT	UG	SHT	PCT
Corazzini, Carl	80	24	36	60	-19	14	12	1	5	6	1	2	274	8.8%
Cullen, Mark	59	16	31	47	-10	61	8	2	1	2	0	2	158	10.1%
Stafford, Garrett	69	11	33	44	-4	36	7	1	0	2	0	0	141	7.8%
Hartigan, Mark	48	23	19	42	-6	76	8	1	4	6	0	2	160	14.4%
McGrath, Evan	78	18	17	35	-7	26	6	0	2	0	1	2	153	11.8%
Tardif, Jamie	80	17	17	34	-6	90	4	0	1	2	0	2	246	6.9%
Ericsson, Jonathan	69	10	24	34	4	83	6	0	0	5	0	2	124	8.1%
Helm, Darren	67	16	15	31	-13	30	2	2	3	3	0	3	181	8.8%
Oulahen, Ryan	75	14	16	30	-11	47	4	1	3	1	0	2	165	8.5%
Ritola, Mattias	72	7	15	22	10	62	0	0	2	1	0	1	117	6.0%
Quincey, Kyle	66	5	15	20	-6	149	2	0	1	0	0	1	144	3.5%
Kindl, Jakob	75	3	14	17	-34	82	2	0	0	0	0	1	80	3.8%
Galvin, Tom	75	1	16	17	10	46	0	1	0	0	0	0	49	2.0%
Engelhardt, Brett	42	8	8	16	-9	33	3	0	2	1	0	1	101	7.9%
Gelech, Randall	70	7	8	15	-9	37	1	0	1	2	0	0	109	6.4%
Insana, Jon	65	0	13	13	-6	39	0	0	0	0	0	0	57	0.0%
Lemieux, Francis	26	6	5	11	0	28	0	0	1	2	0	1	45	13.3%
McCarty, Darren	13	5	5	10	-1	21	1	0	1	0	0	0	29	17.2%
Redenbach, Tyler	28	3	7	10	-4	10	1	0	0	0	0	0	48	6.3%
Ryno, Johan	12	3	4	7	3	8	1	0	0	0	0	0	20	15.0%
Jozsa, Jason	23	1	5	6	-8	12	1	0	0	0	0	0	34	2.9%
O'Leary, Mark	16	3	1	4	-3	29	0	0	0	0	0	0	21	14.3%
Meech, Derek	6	1	1	2	-7	0	1	0	0	0	0	0	11	9.1%
Ference, Brad	32	1	1	2	-5	78	0	0	0	0	0	1	32	3.1%
Kinley, Cleve	10	0	2	2	-2	2	0	0	0	0	0	0	9	0.0%
Fojtik, Josef	13	0	2	2	-4	12	0	0	0	0	0	0	20	0.0%
Howard, Jimmy	54	0	2	2	0	28	0	0	0	0	0	0	0	0.0%
Walsh, Mike	9	1	0	1	-5	2	0	0	0	0	0	0	7	14.3%
Torquato, Zack	11	1	0	1	0	8	0	0	0	0	0	0	11	9.1%
Keefe, Adam	32	1	0	1	-5	124	0	0	0	0	0	0	17	5.9%
Karlander, Kory	2	0	1	1	1	2	0	0	0	0	0	0	4	0.0%
Hay, Darrell	4	0	1	1	-3	2	0	0	0	0	0	0	4	0.0%
Emmerton, Cory	7	0	1	1	0	0	0	0	0	0	0	0	11	0.0%
Turple, Dan	1	0	0	0	0	0	0	0	0	0	0	0	0	0.0%
Moyer, Russ	2	0	0	0	-2	0	0	0	0	0	0	0	0	0.0%
Mueller, Chris	2	0	0	0	2	0	0	0	0	0	0	0	3	0.0%
Novotney, Landon	2	0	0	0	0	0	0	0	0	0	0	0	2	0.0%
Rudkowsky, Cody	2	0	0	0	0	0	0	0	0	0	0	0	0	0.0%
Grigorenko, Igor	5	0	0	0	-1	4	0	0	0	0	0	0	8	0.0%
Clark, Neil	14	0	0	0	-3	14	0	0	0	0	0	0	7	0.0%
Berkhoel, Adam	31	0	0	0	0	2	0	0	0	0	0	0	0	0.0%
Bench	80	4		4		16								
Griffins Totals	80	210	335	545		1313	70	9	27	33	2	23	2606	8.1%
Opponent Totals	80	245	409	654		1370	74	10	43	47	2	13	2338	10.5%

REGULAR SEASON

Goalie	GP	MIN	GAA	W	L	SOL	EN	SO	GA	SAVES	SPCT
Howard, Jimmy	54	3097:11	2.83	21	28	2	4	2	146	1421	0.907
Berkhoel, Adam	31	1697:07	2.93	10	14	4	3	1	83	657	0.888
Turple, Dan	1	20:00	3.00	0	0	0	0	0	1	6	0.857
Rudkowsky, Cody	2	14:17	8.40	0	1	0	0	0	2	9	0.818
Griffins Totals	80	4860:18	3.02	31	43	6	7	3	245	2093	0.895
Opponent Totals	80	4860:18	2.59	49	27	4	4	6	210	2396	0.919

2007-08 SEASON

REGULAR SEASON

				Scoring by Period				SHOOTOUT		TOTALS	
1st PER		2nd PER		3rd PER		OVERTIME					
GF	GA	GF	GA	GF	GA	GF	GA	GF	GA	GF	GA
68	80	71	73	65	84	2	2	4	6	210	245

				Shots by Period				SHOOTOUT		TOTALS	
1st PER		2nd PER		3rd PER		OVERTIME					
SF	SA	SF	SA	SF	SA	SF	SA	SF	SA	SF	SA
886	739	885	837	796	726	35	30	4	6	2606	2338

Power Play: 70-427 (16.4%) 18th of 29 in AHL
Penalty Kill: 350-424 (82.5%) 18th of 29 in AHL

2007-08 RESULTS

GAME	DATE	OPP/HOME ATT.	SCORE	RECORD	GAME	DATE	OPP/HOME ATT.	SCORE	RECORD
1	10/6	@ Lem	3-2 W	1-0-0-0	41	1/12	PEO (8,912)	1-2 SOL	15-19-2-5
2	10/11	@ Mtb	4-2 W	2-0-0-0	42	1/16	RCH (4,936)	4-3 SOW	16-19-2-5
3	10/13	@ Mtb	4-3 OTW	3-0-0-0	43	1/18	RCH (8,451)	3-1 W	17-19-2-5
4	10/20	RFD (10,834)	1-5 L	3-1-0-0	44	1/20	@ Chi	5-2 W	18-19-2-5
5	10/21	QCY (3,406)	2-3 L	3-2-0-0	45	1/25	@ Mil	0-4 L	18-20-2-5
6	10/24	@ Ham	5-3 W	4-2-0-0	46	1/26	CHI (9,802)	3-5 L	18-21-2-5
7	10/27	@ Peo	5-3 W	5-2-0-0	47	1/31	@ Peo	1-4 L	18-22-2-5
8	10/28	PEO (3,232)	1-7 L	5-3-0-0	48	2/1	@ Iowa	0-3 L	18-23-2-5
9	11/1	RCH (4,595)	1-3 L	5-4-0-0	49	2/2	@ Iowa	3-2 W	19-23-2-5
10	11/2	@ Rch	3-5 L	5-5-0-0	50	2/8	@ Lem	4-1 W	20-23-2-5
11	11/9	@ Rfd	5-6 SOL	5-5-0-1	51	2/9	@ Lem	2-3 L	20-24-2-5
12	11/10	TOR (7,110)	4-5 L	5-6-0-1	52	2/10	@ Rch	0-1 L	20-25-2-5
13	11/13	QCY (7,525)	1-3 L	5-7-0-1	53	2/15	LEM (10,062)	6-3 W	21-25-2-5
14	11/15	@ Mtb	1-2 L	5-8-0-1	54	2/16	MIL (10,834)	4-6 L	21-26-2-5
15	11/16	@ Mtb	2-4 L	5-9-0-1	55	2/19	SAN (5,962)	5-4 W	22-26-2-5
16	11/21	HAM (3,299)	3-6 L	5-10-0-1	56	2/22	MTB (8,117)	1-4 L	22-27-2-5
17	11/23	IOWA (4,877)	2-3 SOL	5-10-0-2	57	2/23	MTB (10,834)	1-0 W	23-27-2-5
18	11/24	IOWA (4,634)	4-1 W	6-10-0-2	58	2/24	@ Qcy	1-6 L	23-28-2-5
19	11/25	@ Rfd	1-3 L	6-11-0-2	59	2/27	@ Ham	3-5 L	23-29-2-5
20	11/28	@ Tor	6-1 W	7-11-0-2	60	2/29	@ Peo	4-2 W	24-29-2-5
21	11/30	@ San	1-4 L	7-12-0-2	61	3/2	LEM (7,846)	6-4 W	25-29-2-5
22	12/1	@ Hou	3-4 OTL	7-12-1-2	62	3/5	TOR (6,526)	5-3 W	26-29-2-5
23	12/2	@ Mil	1-0 W	8-12-1-2	63	3/6	@ Mil	2-4 L	26-30-2-5
24	12/5	LEM (2,911)	3-2 W	9-12-1-2	64	3/8	@ Lem	3-5 L	26-31-2-5
25	12/7	SYR (6,376)	2-0 W	10-12-1-2	65	3/12	TOR (6,373)	7-1 W	27-31-2-5
26	12/8	SYR (9,262)	1-2 L	10-13-1-2	66	3/15	LEM (9,523)	1-2 L	27-32-2-5
27	12/12	HAM (4,212)	2-1 SOW	11-13-1-2	67	3/16	@ Tor	2-3 L	27-33-2-5
28	12/14	HAM (4,734)	4-3 SOW	12-13-1-2	68	3/19	TOR (6,357)	1-2 L	27-34-2-5
29	12/15	MIL (5,510)	1-2 L	12-14-1-2	69	3/21	@ Rch	2-4 L	27-35-2-5
30	12/18	@ Mil	3-4 L	12-15-1-2	70	3/22	@ Syr	2-5 L	27-36-2-5
31	12/21	RFD (3,270)	2-1 SOW	13-15-1-2	71	3/26	LEM (3,605)	6-1 W	28-36-2-5
32	12/22	CHI (6,396)	3-4 OTL	13-15-2-2	72	3/28	MIL (8,771)	2-3 SOL	28-36-2-6
33	12/26	@ Lem	1-2 SOL	13-15-2-3	73	3/29	RCH (10,834)	2-5 L	28-37-2-6
34	12/27	@ Tor	0-2 L	13-16-2-3	74	3/30	@ Chi	4-6 L	28-38-2-6
35	12/29	MIL (4,910)	4-2 W	14-16-2-3	75	4/2	@ Tor	0-2 L	28-39-2-6
36	12/31	HAM (7,701)	0-1 L	14-17-2-3	76	4/4	HOU (10,834)	1-4 L	28-40-2-6
37	1/4	@ Ham	1-4 L	14-18-2-3	77	4/5	@ Rch	3-2 W	29-40-2-6
38	1/5	@ Syr	2-1 W	15-18-2-3	78	4/6	@ Ham	1-3 L	29-41-2-6
39	1/9	@ Qcy	4-5 SOL	15-18-2-4	79	4/11	MTB (7,234)	6-3 W	30-41-2-6
40	1/11	PEO (5,735)	4-6 L	15-19-2-4	80	4/12	MTB (9,563)	3-2 OTW	31-41-2-6

OPENING NIGHT LINEUP

2	Ference	D	13	Ryno	F
3	Hartigan	F	14	Corazzini	F
4	Ericsson	D	16	Oulahen	F
5	Kindl	D	17	Cullen	F
6	Ritola	F	19	Grigorenko	F
7	Stafford	D	21	Engelhardt	F
8	Kinley	D	25	Tardif	F
9	McGrath	F	31	Berkhoel	G
11	Gelech	F	33	Howard	G
12	Galvin	D			

SEASON FINALE LINEUP

4	Ericsson	D	15	Helm	F
5	Kindl	D	18	Insana	D
6	Redenbach	F	21	Lemieux	F
7	Stafford	D	22	Quincey	D
8	Emmerton	F	25	Tardif	F
9	McGrath	F	26	Ritola	F
10	Mueller	F	31	Berkhoel	G
11	Gelech	F	33	Howard	G
12	Galvin	D	34	O'Leary	F
14	Corazzini	F			

2006-07 SEASON

Regular Season – 4th of 6 in North Division, 8th of 13 in Western Conference, 17th of 27 in AHL

Overall: 37-32-6-5, 85 points

Home: 22-13-2-3, 49 points

Road: 15-19-4-2, 36 points



Playoffs – Lost in North Division Semifinals

North Division Semifinals – Lost to #1 Manitoba, 3-4

General Manager – Bob McNamara

Head Coach – Greg Ireland

Assistant Coach – Jim Paek

Medical Therapist – Rob Snitzer

Equipment Manager – Brad Thompson

REGULAR SEASON

Player	GP	G	A	PTS	+/-	PIM	PP	SH	GW	FG	OT	UG	SHT	PCT
Miller, Kip	78	25	47	72	-5	48	10	0	3	2	1	2	149	16.8%
Ellis, Matt	65	26	23	49	0	44	10	5	5	7	0	2	256	10.2%
Hussey, Matt	75	15	29	44	1	36	4	1	1	3	0	2	225	6.7%
Langfeld, Josh	38	13	19	32	-1	44	6	1	1	2	0	1	138	9.4%
Bootland, Darryl	68	18	13	31	6	222	3	0	6	3	0	0	128	14.1%
Campbell, Jeff	61	10	21	31	3	2	2	1	1	3	0	0	103	9.7%
Himelfarb, Eric	69	15	15	30	-5	60	1	5	1	3	0	1	155	9.7%
Meech, Derek	67	6	23	29	0	40	0	3	0	1	0	0	96	6.3%
Ericsson, Jonathan	67	5	24	29	5	102	5	0	0	0	0	0	78	6.4%
Oulahen, Ryan	79	11	16	27	4	42	0	3	1	2	0	3	120	9.2%
Quincey, Kyle	65	4	18	22	-7	126	1	0	1	2	0	1	121	3.3%
Syvret, Danny	57	4	16	20	-5	16	1	0	2	0	0	0	72	5.6%
Keller, Ryan	38	9	8	17	-4	26	2	0	1	2	0	0	75	12.0%
Brooks, Brendan	51	9	8	17	-7	44	1	1	1	1	0	0	88	10.2%
Tardif, Jamie	27	9	6	15	5	18	2	1	2	2	0	0	70	12.9%
McGrath, Evan	59	6	8	14	-1	41	0	0	1	0	0	1	60	10.0%
Kolanos, Krys	17	6	6	12	4	8	2	0	0	4	0	0	45	13.3%
Barney, Scott	40	4	8	12	-1	26	1	0	0	1	0	0	73	5.5%
Smith, Dan	80	1	10	11	13	97	0	0	0	0	0	0	63	1.6%
Voce, Tony	25	4	6	10	1	37	1	0	0	2	0	0	44	9.1%
Simon, Ben	21	4	5	9	1	28	1	3	1	1	0	1	37	10.8%
Parse, Scott	10	2	5	7	-2	6	0	0	0	0	0	0	26	7.7%
Galvin, Tom	41	0	7	7	7	32	0	0	0	0	0	0	37	0.0%
Insana, Jon	44	3	3	6	12	22	0	0	0	1	0	1	29	10.3%
Johansson, Jonas	12	3	2	5	1	10	2	0	1	1	0	0	27	11.1%
Norton, Brad	43	1	4	5	0	102	0	0	0	0	0	0	16	6.3%
Filppula, Valtteri	3	2	2	4	2	2	0	0	0	0	0	0	6	33.3%
Naumenko, Nick	6	0	3	3	-2	8	0	0	0	0	0	0	13	0.0%
Keefe, Adam	16	0	3	3	3	97	0	0	0	0	0	0	19	0.0%
Radunske, Brock	20	2	0	2	-3	12	0	0	0	1	0	0	26	7.7%
Beckett, Jason	4	1	0	1	1	2	0	0	0	0	0	0	1	100.0%
Howard, Jimmy	49	0	1	1	0	6	0	0	0	0	0	0	0	0.0%
Cyr, Ryan	1	0	0	0	0	0	0	0	0	0	0	0	0	0.0%
Jackson, Jim	1	0	0	0	0	0	0	0	0	0	0	0	0	0.0%
Kinley, Cleve	1	0	0	0	0	2	0	0	0	0	0	0	1	0.0%
Plante, Philippe	1	0	0	0	0	2	0	0	0	0	0	0	0	0.0%
Vicari, Dominic	1	0	0	0	0	0	0	0	0	0	0	0	0	0.0%
Watt, Mike	1	0	0	0	0	0	0	0	0	0	0	0	1	0.0%
Burke, Gerry	2	0	0	0	0	0	0	0	0	0	0	0	0	0.0%
Goulet, Stephane	2	0	0	0	0	2	0	0	0	0	0	0	0	0.0%
MacDonald, Joey	2	0	0	0	0	0	0	0	0	0	0	0	0	0.0%
Walsh, Mike	5	0	0	0	-1	0	0	0	0	0	0	0	0	0.0%
Liv, Stefan	35	0	0	0	0	6	0	0	0	0	0	0	0	0.0%
Bench	80	8		8		36								
Griffins Totals	80	226	359	585		1454	55	24	29	44	1	15	2406	9.4%
Opponent Totals	80	244	395	639		1352	85	11	38	35	6	20	2411	10.1%

2006-07 SEASON

REGULAR SEASON

Goalie	GP	MIN	GAA	W	L	SOL	EN	SO	GA	SAVES	SPCT
Cyr, Ryan	1	36:48	1.63	0	0	0	0	0	1	13	0.929
Howard, Jimmy	49	2776:13	2.70	21	21	3	4	6	125	1286	0.911
MacDonald, Joey	2	122:54	2.93	1	1	0	1	0	6	53	0.898
Liv, Stefan	34	1893:08	3.01	15	15	2	3	2	95	812	0.895
Vicari, Dominic	1	23:04	10.40	0	1	0	0	0	4	3	0.429
Griffins Totals	80	4885:04	3.00	37	38	5	8	8	244	2167	0.899
Opponent Totals	80	4885:04	2.78	43	29	8	7	2	226	2180	0.906

REGULAR SEASON

1st PER		2nd PER		3rd PER		OVERTIME		SHOOTOUT		TOTALS	
GF	GA	GF	GA	GF	GA	GF	GA	GF	GA	GF	GA
70	61	79	86	68	86	1	6	8	5	226	244

1st PER		2nd PER		3rd PER		OVERTIME		TOTALS	
SF	SA	SF	SA	SF	SA	SF	SA	SF	SA
768	769	844	825	747	765	39	47	2406	2411

Power Play: 55-441 (12.5%) 27th of 27 in AHL
Penalty Kill: 420-505 (83.2%) T12th of 27 in AHL

PLAYOFFS

Player	GP	G	A	PTS	+/-	PIM	PP	SH	GW	FG	OT	UG	SHT	PCT
Ellis, Matt	7	4	3	7	0	4	1	1	2	1	1	1	36	11.1%
Voce, Tony	7	3	2	5	3	6	0	0	1	0	1	0	17	17.6%
Miller, Kip	7	0	5	5	-3	12	0	0	0	0	0	0	3	0.0%
Norton, Brad	7	1	2	3	5	24	0	0	0	0	0	0	4	25.0%
Hussey, Matt	6	1	1	2	2	2	0	0	0	0	0	0	15	6.7%
Kindl, Jakob	7	0	2	2	1	0	0	0	0	0	0	0	10	0.0%
Mursak, Jan	7	0	2	2	3	2	0	0	0	0	0	0	7	0.0%
Oulahen, Ryan	7	0	2	2	4	4	0	0	0	0	0	0	12	0.0%
Insana, Jon	5	1	0	1	-2	4	0	0	0	0	0	0	5	20.0%
Bootland, Darryl	6	1	0	1	-1	32	0	0	0	0	0	0	14	7.1%
Himelfarb, Eric	7	1	0	1	-7	12	0	0	0	0	0	0	21	4.8%
Parse, Scott	7	1	0	1	0	8	0	0	0	0	0	0	6	16.7%
Meech, Derek	7	0	1	1	1	4	0	0	0	0	0	0	15	0.0%
Smith, Dan	7	0	1	1	-1	8	0	0	0	0	0	0	7	0.0%
Emmertson, Cory	2	0	0	0	0	0	0	0	0	0	0	0	0	0.0%
Quincey, Kyle	2	0	0	0	-1	0	0	0	0	0	0	0	4	0.0%
Tardif, Jamie	2	0	0	0	0	0	0	0	0	0	0	0	3	0.0%
Campbell, Jeff	5	0	0	0	0	2	0	0	0	0	0	0	5	0.0%
Ericsson, Jonathan	7	0	0	0	-1	8	0	0	0	0	0	0	5	0.0%
Howard, Jimmy	7	0	0	0	0	4	0	0	0	0	0	0	0	0.0%
McGrath, Evan	7	0	0	0	2	0	0	0	0	0	0	0	5	0.0%
Simon, Ben	7	0	0	0	-2	9	0	0	0	0	0	0	15	0.0%
Bench	7	0	0	0	0	2	0	0	0	0	0	0	0	0.0%
Griffins Totals	7	13	21	34		147	1	1	3	1	2	1	209	6.2%
Opponent Totals	7	16	26	42		97	5	2	4	6	0	2	193	8.3%

PLAYOFFS

Goalie	GP	MIN	GAA	W	L	EN	SO	GA	SAVES	SPCT
Howard, Jimmy	7	434:08	1.93	3	4	2	0	14	177	0.927
Griffins Totals	7	436:59	2.20	3	4	2	0	16	177	0.917
Opponent Totals	7	436:59	1.78	4	3	1	1	13	196	0.938

PLAYOFFS

1st PER		2nd PER		3rd PER		OVERTIME		TOTALS	
GF	GA	GF	GA	GF	GA	GF	GA	GF	GA
4	5	2	3	5	8	2	0	13	16

1st PER		2nd PER		3rd PER		OVERTIME		TOTALS	
SF	SA	SF	SA	SF	SA	SF	SA	SF	SA
62	59	57	62	82	66	8	6	209	193

Power Play: 1-29 (3.4%) 16th of 16 in AHL
Penalty Kill: 43-48 (89.6%) 2nd of 16 in AHL

2006-07 RESULTS

GAME	DATE	OPP/HOME ATT.	SCORE	RECORD	GAME	DATE	OPP/HOME ATT.	SCORE	RECORD
1	10/6	@ San	4-5 OTL	0-0-1-0	41	1/12	OMA (6,894)	0-4 L	19-16-4-2
2	10/7	@ Hou	3-1 W	1-0-1-0	42	1/13	WIL (10,834)	4-3 SOW	20-16-4-2
3	10/13	@ Tor	4-2 W	2-0-1-0	43	1/19	@ Ham	1-2 L	20-17-4-2
4	10/14	OMA (10,834)	3-4 L	2-1-1-0	44	1/20	@ Ham	1-5 L	20-18-4-2
5	10/20	HOU (3,056)	2-1 W	3-1-1-0	45	1/24	@ Rch	4-5 L	20-19-4-2
6	10/21	HOU (3,116)	3-4 SOL	3-1-1-1	46	1/26	@ Rch	1-5 L	20-20-4-2
7	10/25	RCH (3,591)	3-4 L	3-2-1-1	47	1/27	TOR (10,834)	6-3 W	21-20-4-2
8	10/27	TOR (3,074)	4-0 L	3-3-1-1	48	2/7	SYR (4,182)	4-3 W	22-20-4-2
9	10/28	PHI (3,412)	6-2 W	4-3-1-1	49	2/9	@ Iowa	4-0 W	23-20-4-2
10	11/3	MTB (3,296)	4-0 W	5-3-1-1	50	2/10	@ Iowa	5-3 W	24-20-4-2
11	11/4	MTB (7,022)	5-4 SOW	6-3-1-1	51	2/16	SAN (7,012)	5-2 W	25-20-4-2
12	11/7	@ Mtb	1-2 L	6-4-1-1	52	2/17	SAN (10,319)	4-2 W	26-20-4-2
13	11/8	@ Mtb	1-2 L	6-5-1-1	53	2/18	@ Peo	3-7 L	26-21-4-2
14	11/10	MIL (3,543)	2-3 OTL	6-5-2-1	54	2/21	SYR (7,034)	4-3 SOW	27-21-4-2
15	11/11	ALB (5,149)	2-3 L	6-6-2-1	55	2/23	@ Peo	4-3 SOW	28-21-4-2
16	11/14	MIL (8,243)	1-8 L	6-7-2-1	56	2/24	HAM (10,834)	1-0 SOW	29-21-4-2
17	11/17	PEO (3,717)	1-3 L	6-8-2-1	57	2/25	HAM (6,638)	2-3 L	29-22-4-2
18	11/18	@ Chi	3-5 L	6-9-2-1	58	2/28	@ Rch	2-3 OTL	29-22-5-2
19	11/24	CHI (6,531)	6-4 W	7-9-2-1	59	3/3	@ Syr	3-5 L	29-23-5-2
20	11/25	@ San	5-3 W	8-9-2-1	60	3/4	@ Rch	3-1 W	30-23-5-2
21	11/26	@ Hou	1-6 L	8-10-2-1	61	3/6	PEO (7,489)	5-3 W	31-23-5-2
22	11/29	HAM (3,153)	2-3 SOL	8-10-2-2	62	3/9	@ Oma	1-0 W	32-23-5-2
23	12/1	RCH (7,051)	4-2 W	9-10-2-2	63	3/10	@ Oma	2-6 L	32-24-5-2
24	12/2	RCH (9,164)	4-1 W	10-10-2-2	64	3/14	IOWA (7,546)	4-1 W	33-24-5-2
25	12/8	TOR (5,345)	2-3 L	10-11-2-2	65	3/16	MTB (10,834)	2-3 SOL	33-25-5-3
26	12/9	@ Tor	2-1 W	11-11-2-2	66	3/17	MTB (10,500)	2-3 L	33-25-6-3
27	12/13	@ Mil	2-1 SOW	12-11-2-2	67	3/18	@ Mil	2-3 OTL	33-25-6-3
28	12/15	MIL (5,643)	3-6 L	12-12-2-2	68	3/23	@ Mtb	2-3 SOL	33-25-6-4
29	12/16	@ Peo	2-4 L	12-13-2-2	69	3/24	@ Mtb	3-4 SOL	33-25-6-5
30	12/17	@ Mil	5-8 L	12-14-2-2	70	3/25	@ Tor	3-5 L	33-26-6-5
31	12/20	IOWA (4,521)	3-4 OTL	12-14-3-2	71	3/28	MIL (8,449)	3-2 SOW	34-26-6-5
32	12/22	@ Peo	3-2 W	13-14-3-2	72	3/30	@ Ham	1-4 L	34-27-6-5
33	12/26	PEO (4,650)	3-4 L	13-15-3-2	73	3/31	CHI (10,834)	2-1 OTW	35-27-6-5
34	12/29	@ Mil	1-2 OTL	13-15-4-2	74	4/4	@ Syr	1-3 L	35-28-6-5
35	12/30	HAM (6,011)	2-0 W	14-15-4-2	75	4/6	TOR (10,834)	4-0 W	36-28-6-5
36	12/31	RCH (8,422)	3-0 W	15-15-4-2	76	4/7	@ Chi	3-5 L	36-29-6-5
37	1/5	@ Wil	6-5 W	16-15-4-2	77	4/11	@ Ham	4-3 SOW	37-29-6-5
38	1/6	@ Alb	4-3 W	17-15-4-2	78	4/13	@ Ham	1-3 L	37-30-6-5
39	1/8	@ Phi	3-2 W	18-15-4-2	79	4/14	HAM (10,834)	2-4 L	37-31-6-5
40	1/10	PEO (4,212)	3-0 W	19-15-4-2	80	4/15	@ Tor	1-5 L	37-32-6-5

North Division Semifinals - #4 Grand Rapids lost to #1 Manitoba, 3-4

P1	4/19	@ Mtb	0-1 L	0-1
P2	4/21	@ Mtb	4-1 W	1-1
P3	4/23	MTB (2,754)	2-1 OTW	2-1
P4	4/25	MTB (3,153)	1-4 L	2-2
P5	4/27	MTB (3,598)	4-3 OTW	3-2
P6	4/29	@ Mtb	1-2 L	3-3
P7	5/1	@ Mtb	1-4 L	3-4

OPENING NIGHT LINEUP

1	Liv	G	19	Himelfarb	F
2	Beckett	D	21	Langfeld	F
3	Syvret	D	22	Quincey	D
4	Dan Smith	D	23	Ellis	F
8	Naumenko	D	25	Barney	F
9	Kip Miller	F	26	Brooks	F
11	Kolanos	F	27	Bootland	F
14	Matt Hussey	F	28	Meech	D
16	Oulahen	F	33	Howard	G
17	McGrath	F			

SEASON FINALE LINEUP

1	Liv	G	16	Oulahen	F
4	Dan Smith	D	17	McGrath	F
5	Norton	D	18	Insana	D
6	Ericsson	D	19	Himelfarb	F
8	B. Simon	F	20	Tardif	F
9	Kip Miller	F	23	Ellis	F
10	Kindl	D	27	Bootland	F
11	Mursak	F	28	Meech	D
13	Voce	F	29	Parse	F
14	Matt Hussey	F	33	Howard	G

2005-06 SEASON

Regular Season – 1st of 7 in North Division, 1st of 14 in Western Conference,**1st of 27 in AHL**

Overall: 55-20-1-4, 115 points

Home: 30-6-1-3, 64 points

Road: 25-14-0-1, 51 points

**Playoffs – Lost in Western Conference Finals**

North Division Semifinals – Defeated #4 Toronto, 4-1

North Division Finals – Defeated #3 Manitoba, 4-3

Western Conference Finals – Lost to #1 Milwaukee, 0-4

General Manager – Bob McNamara**Head Coach – Greg Ireland****Assistant Coach – Jim Paek****Medical Therapist – Rob Snitzer****Equipment Manager – Brad Thompson****REGULAR SEASON**

Player	GP	G	A	PTS	+/-	PIM	PP	SH	GW	FG	OT	UG	SHT	PCT
Hudler, Jiri	76	36	60	96	5	56	11	1	7	5	2	2	242	14.9%
MacLean, Donald	76	56	32	88	18	63	21	0	9	6	2	5	270	20.7%
Manlow, Eric	80	25	48	73	5	44	15	1	2	4	0	0	191	13.2%
Kopecky, Tomas	77	32	40	72	24	123	8	0	3	3	0	2	243	13.2%
Filppula, Valtteri	74	20	50	70	23	30	5	1	4	1	0	0	132	15.2%
McDonell, Kent	77	21	37	58	-11	171	15	1	5	2	0	1	242	8.7%
Bootland, Darryl	77	27	29	56	18	390	11	1	4	6	0	2	150	18.0%
Helmer, Bryan	80	12	44	56	25	138	9	0	3	2	2	0	216	5.6%
DiCasmirro, Nate	72	16	36	52	27	97	3	1	3	4	0	2	100	16.0%
Ellis, Matt	74	20	28	48	18	61	3	3	2	1	0	3	202	9.9%
Wilson, Clay	60	10	27	37	17	40	5	3	3	2	0	1	113	8.8%
Quincey, Kyle	70	7	26	33	15	107	2	0	0	1	0	0	128	5.5%
Himelfarb, Eric	62	10	18	28	-6	60	5	0	3	0	0	0	83	12.0%
Meech, Derek	79	4	16	20	3	85	1	0	0	1	0	0	100	4.0%
Oulahen, Ryan	75	9	10	19	0	20	0	0	0	0	0	0	82	11.0%
Lebda, Brett	25	4	14	18	13	42	2	0	0	0	0	0	55	7.3%
Martens, Nick	67	4	12	16	8	54	3	0	0	1	0	0	53	7.5%
Richards, Travis	13	0	4	4	8	10	0	0	0	0	0	0	6	0.0%
Nelson, Jeff	2	1	2	3	3	6	0	0	1	0	0	0	2	50.0%
Insana, Jon	8	1	2	3	1	6	0	0	0	0	0	0	6	16.7%
Hackert, Michael	16	0	3	3	1	14	0	0	0	0	0	0	20	0.0%
Howard, Jimmy	38	0	3	3	0	17	0	0	0	0	0	0	0	0.0%
Amadio, Greg	64	0	3	3	10	140	0	0	0	0	0	0	26	0.0%
Virtue, Terry	12	1	1	2	2	33	1	0	0	0	0	0	13	7.7%
Keller, Ryan	10	1	0	1	-2	14	0	0	0	0	0	0	21	4.8%
Legace, Manny	1	0	1	1	0	0	0	0	0	0	0	0	0	0.0%
Kindl, Jakob	3	0	1	1	-1	2	0	0	0	0	0	0	2	0.0%
Jackson, Todd	5	0	1	1	1	2	0	0	0	0	0	0	5	0.0%
Bonello, Brad	8	0	1	1	0	12	0	0	0	0	0	0	6	0.0%
MacDonald, Joey	32	0	1	1	0	14	0	0	0	0	0	0	0	0.0%
Koopmans, Logan	1	0	0	0	0	0	0	0	0	0	0	0	0	0.0%
Kronwall, Niklas	1	0	0	0	-1	0	0	0	0	0	0	0	1	0.0%
Cameron, Scott	3	0	0	0	-1	2	0	0	0	0	0	0	4	0.0%
Jorde, Ryan	3	0	0	0	-1	2	0	0	0	0	0	0	3	0.0%
Osgood, Chris	3	0	0	0	0	2	0	0	0	0	0	0	0	0.0%
Angel, Brett	4	0	0	0	1	5	0	0	0	0	0	0	0	0.0%
Adams, John	5	0	0	0	0	0	0	0	0	0	0	0	2	0.0%
MacIntyre, Drew	13	0	0	0	0	0	0	0	0	0	0	0	0	0.0%
Bench	80	6		6		28			6					
Griffins Totals	80	323	550	873		1888	120	12	55	39	6	18	2725	11.9%
Opponent Totals	80	247	413	660		1933	95	11	25	41	1	10	2358	10.5%

2005-06 SEASON

REGULAR SEASON

Goalie	GP	MIN	GAA	W	L	SOL	EN	SO	GA	SAVES	SPCT
Legace, Manny	1	60:00	2.00	1	0	0	0	0	2	20	0.909
Howard, Jimmy	38	2141:28	2.58	27	6	2	2	2	92	927	0.910
MacIntyre, Drew	13	680:37	2.91	8	4	0	2	0	33	287	0.897
MacDonald, Joey	32	1745:10	3.13	17	9	2	5	2	91	789	0.897
Osgood, Chris	3	179:44	3.34	2	1	0	1	0	10	75	0.882
Koopmans, Logan	1	39:46	7.54	0	1	0	0	0	5	13	0.722
Griffins Totals	80	4872:31	3.04	55	21	4	10	4	247	2111	0.895
Opponent Totals	80	4872:31	3.98	25	49	6	3	1	323	2402	0.881

REGULAR SEASON

Scoring by Period											
1st PER		2nd PER		3rd PER		OVERTIME		SHOOTOUT		TOTALS	
GF	GA	GF	GA	GF	GA	GF	GA	GF	GA	GF	GA
92	84	105	87	114	71	6	1	6	4	323	247

Shots by Period											
1st PER		2nd PER		3rd PER		OVERTIME		TOTALS			
SF	SA	SF	SA	SF	SA	SF	SA	SF	SA		
877	775	910	824	875	729	63	30	2725	2358		
Power Play: 120-550 (21.8%)				1st of 27 in AHL							
Penalty Kill: 467-562 (83.1%)				12th of 27 in AHL							

PLAYOFFS

Player	GP	G	A	PTS	+/-	PIM	PP	SH	GW	FG	OT	UG	SHT	PCT
Hudler, Jiri	16	6	16	22	-1	20	3	0	2	0	1	0	60	10.0%
Filppula, Valtteri	16	7	9	16	-4	4	2	0	1	0	0	0	27	25.9%
Bootland, Darryl	16	5	7	12	1	50	1	0	2	0	0	0	36	13.9%
McDonnell, Kent	16	5	4	9	2	20	2	0	0	2	0	0	54	9.3%
Helmer, Bryan	16	1	8	9	2	24	1	0	0	0	0	0	37	2.7%
MacLean, Donald	14	6	2	8	-1	8	3	0	0	1	0	1	33	18.2%
Virtue, Terry	16	0	8	8	-1	42	0	0	0	0	0	0	16	0.0%
Kopecky, Tomas	16	3	4	7	0	25	2	0	1	0	0	0	57	5.3%
DiCasmirro, Nate	16	3	3	6	1	20	0	0	0	1	0	0	31	9.7%
Manlow, Eric	16	3	3	6	1	12	0	0	1	1	1	0	33	9.1%
Ellis, Matt	16	4	1	5	-2	20	0	0	1	2	1	0	43	9.3%
Lebda, Brett	11	1	4	5	-9	8	0	0	0	0	0	0	22	4.5%
Wilson, Clay	16	0	3	3	3	8	0	0	0	0	0	0	19	0.0%
Meech, Derek	16	0	2	2	4	4	0	0	0	0	0	0	24	0.0%
Martens, Nick	7	0	1	1	1	2	0	0	0	0	0	0	0	0.0%
Quincey, Kyle	16	0	1	1	-7	27	0	0	0	0	0	0	17	0.0%
Amadio, Greg	3	0	0	0	-1	0	0	0	0	0	0	0	0	0.0%
MacIntyre, Drew	5	0	0	0	0	0	0	0	0	0	0	0	0	0.0%
Howard, Jimmy	13	0	0	0	0	4	0	0	0	0	0	0	0	0.0%
Keller, Ryan	13	0	0	0	1	0	0	0	0	0	0	0	9	0.0%
Himelfarb, Eric	16	0	0	0	-2	12	0	0	0	0	0	0	16	0.0%
Oulahen, Ryan	16	0	0	0	-2	2	0	0	0	0	0	0	10	0.0%
Bench	16	0	0	0	0	0	0	0	0	0	0	0	0	0.0%
Griffins Totals	16	44	76	120		312	14	0	8	7	3	1	544	8.1%
Opponent Totals	16	52	90	142		281	19	4	8	9	0	3	502	10.4%

PLAYOFFS

Goalie	GP	MIN	GAA	W	L	EN	SO	GA	SAVES	SPCT
MacIntyre, Drew	5	259:41	1.62	3	1	1	0	7	110	0.940
Howard, Jimmy	13	762:39	3.46	5	7	0	0	44	340	0.885
Griffins Totals	16	1029:10	3.03	8	8	1	0	52	450	0.896
Opponent Totals	16	1029:10	2.57	8	8	1	1	44	500	0.919

PLAYOFFS

Scoring by Period											
1st PER		2nd PER		3rd PER		OVERTIME		TOTALS			
GF	GA	GF	GA	GF	GA	GF	GA	GF	GA		
17	21	10	17	14	14	3	0	44	52		

Shots by Period											
1st PER		2nd PER		3rd PER		OVERTIME		TOTALS			
SF	SA	SF	SA	SF	SA	SF	SA	SF	SA		
166	182	163	154	163	141	52	25	544	502		
Power Play: 14-104 (13.5%)				14th of 16 in AHL							
Penalty Kill: 99-118 (83.9%)				16th of 16 in AHL							

2005-06 RESULTS

GAME	DATE	OPP/HOME ATT.	SCORE	RECORD	GAME	DATE	OPP/HOME ATT.	SCORE	RECORD
1	10/8	MIL (10,834)	6-3 W	1-0-0-0	41	1/13	CHI (5,579)	5-4 SOW	27-11-1-2
2	10/12	@ Cle	5-2 W	2-0-0-0	42	1/14	MIL (6,666)	3-2 OTW	28-11-1-2
3	10/14	@ Ham	3-1 W	3-0-0-0	43	1/18	IOWA (3,709)	6-3 W	29-11-1-2
4	10/15	HOU (3,867)	2-3 L	3-1-0-0	44	1/20	TOR (4,707)	3-5 L	29-12-1-2
5	10/19	@ San	6-3 W	4-1-0-0	45	1/21	TOR (10,834)	6-5 W	30-12-1-2
6	10/21	@ Hou	3-7 L	4-2-0-0	46	1/25	SAN (4,043)	3-2 W	31-12-1-2
7	10/22	OMA (5,206)	3-1 W	5-2-0-0	47	1/27	@ Oma	3-2 W	32-12-1-2
8	10/28	IOWA (3,913)	6-2 W	6-2-0-0	48	1/28	@ Peo	4-2 W	33-12-1-2
9	10/29	HOU (4,009)	5-6 SOL	6-2-0-1	49	1/29	@ Iowa	3-4 SOL	33-12-1-3
10	11/4	SYR (4,021)	5-2 W	7-2-0-1	50	2/3	@ Mil	5-4 OTW	34-12-1-3
11	11/5	SYR (10,834)	3-2 W	8-2-0-1	51	2/4	SYR (10,834)	7-1 W	35-12-1-3
12	11/6	@ Ham	3-1 W	9-2-0-1	52	2/10	PHI (5,011)	4-0 W	36-12-1-3
13	11/12	@ Ham	2-5 L	9-3-0-1	53	2/11	PEO (6,165)	4-2 W	37-12-1-3
14	11/15	MTB (6,683)	5-4 SOW	10-3-0-1	54	2/14	MTB (3,590)	3-5 L	37-13-1-3
15	11/18	CLE (4,544)	6-3 W	11-3-0-1	55	2/16	@ Cle	9-2 W	38-13-1-3
16	11/19	@ Cle	5-3 W	12-3-0-1	56	2/17	HAM (5,325)	2-3 L	38-14-1-3
17	11/20	@ Tor	3-1 W	13-3-0-1	57	2/18	MTB (10,834)	2-3 SOL	38-14-1-4
18	11/22	@ Mtb	4-2 W	14-3-0-1	58	2/22	@ Rch	4-0 W	39-14-1-4
19	11/23	@ Mtb	3-2 SOW	15-3-0-1	59	2/24	@ Phi	2-4 L	39-15-1-4
20	11/26	HAM (5,398)	5-6 SOL	15-3-0-2	60	2/25	@ Syr	5-4 SOW	40-15-1-4
21	11/29	@ Iowa	2-3 L	15-4-0-2	61	2/26	@ Her	4-3 W	41-15-1-4
22	12/1	@ Oma	4-3 SOW	16-4-0-2	62	3/1	CLE (3,745)	5-1 W	42-15-1-4
23	12/2	@ Peo	4-7 L	16-5-0-2	63	3/3	@ Chi	2-5 L	42-16-1-4
24	12/3	MIL (10,834)	5-4 OTW	17-5-0-2	64	3/5	RCH (5,785)	6-1 W	43-16-1-4
25	12/7	HAM (3,568)	4-3 W	18-5-0-2	65	3/8	PEO (3,671)	5-4 OTW	44-16-1-4
26	12/9	@ Mil	2-5 L	18-6-0-2	66	3/12	@ Chi	7-3 W	45-16-1-4
27	12/10	CLE (5,059)	2-4 L	18-7-0-2	67	3/14	@ Mil	5-3 W	46-16-1-4
28	12/14	@ Tor	0-5 L	18-8-0-2	68	3/15	MTB (4,051)	3-2 SOW	47-16-1-4
29	12/16	@ Rch	1-4 L	18-9-0-2	69	3/17	CLE (8,740)	3-2 W	48-16-1-4
30	12/17	@ Tor	3-6 L	18-10-0-2	70	3/18	TOR (10,834)	4-3 OTW	49-16-1-4
31	12/18	@ Syr	4-3 W	19-10-0-2	71	3/23	@ Cle	4-1 W	50-16-1-4
32	12/21	@ Mil	5-0 W	20-10-0-2	72	3/25	RCH (10,834)	4-1 W	51-16-1-4
33	12/22	HER (4,056)	6-4 W	21-10-0-2	73	3/26	RCH (7,466)	3-2 W	52-16-1-4
34	12/23	CLE (4,420)	4-1 W	22-10-0-2	74	3/31	@ Mtb	5-4 OTW	53-16-1-4
35	12/28	OMA (4,650)	5-4 W	23-10-0-2	75	4/1	@ Mtb	2-4 L	53-17-1-4
36	12/30	HAM (5,916)	7-2 W	24-10-0-2	76	4/5	@ Cle	5-6 L	53-18-1-4
37	12/31	CHI (10,004)	3-4 OTL	24-10-1-2	77	4/8	@ Syr	6-0 W	54-18-1-4
38	1/4	@ Ham	1-4 L	24-11-1-2	78	4/9	@ Rch	4-6 L	54-19-1-4
39	1/6	@ Hou	6-5 W	25-11-1-2	79	4/14	SAN (10,834)	4-2 W	55-19-1-4
40	1/7	@ San	5-2 W	26-11-1-2	80	4/15	MIL (10,834)	3-5 L	55-20-1-4

North Division Semifinals - #1 Grand Rapids defeated #4 Toronto, 4-1

P1	4/21	TOR (3,506)	6-5 3OTW	1-0
P2	4/22	TOR (4,267)	3-6 L	1-1
P3	4/24	@ Tor	4-1 W	2-1
P4	4/26	@ Tor	3-2 W	3-1
P5	4/28	@ Tor	2-1 2OTW	4-1

North Division Finals - #1 Grand Rapids defeated #3 Manitoba, 4-3

P6	5/5	MTB (3,858)	1-3 L	0-1
P7	5/6	MTB (4,064)	3-2 W	1-1
P8	5/9	@ Mtb	5-4 OTW	2-1
P9	5/11	@ Mtb	1-5 L	2-2
P10	5/13	@ Mtb	3-2 W	3-2
P11	5/15	MTB (2,707)	1-3 L	3-3
P12	5/16	MTB (2,450)	5-4 W	4-3

Western Finals - #1 Grand Rapids lost to #1 Milwaukee, 0-4

P13	5/18	MIL (2,620)	0-4 L	0-1
P14	5/20	MIL (5,047)	1-2 L	0-2
P15	5/22	@ Mil	2-3 L	0-3
P16	5/24	@ Mil	4-5 L	0-4

OPENING NIGHT LINEUP

1	MacIntyre	G	20	Helmer	D
2	Amadio	D	22	Quincey	D
7	Manlow	F	23	Ellis	F
9	Kopecky	F	26	Hudler	F
10	MacLean	F	27	Bootland	F
12	McDonnell	F	28	Meech	D
13	Lebda	D	35	Koopmans	G
14	DiCasmirro	F	42	Hackert	F
15	Filppula	F	44	Insana	D
19	Himelfarb	F			

SEASON FINALE LINEUP

1	MacIntyre	G	15	Filppula	F
2	Amadio	D	16	Oulahen	F
3	Wilson	D	19	Himelfarb	F
4	Virtue	D	20	Helmer	D
7	Manlow	F	22	Quincey	D
9	Kopecky	F	23	Ellis	F
10	MacLean	F	26	Hudler	F
12	McDonnell	F	27	Bootland	F
13	Lebda	D	28	Meech	D
14	DiCasmirro	F	33	Howard	G

2004-05 SEASON

**Regular Season - 5th of 7 in West Division, 9th of 14 in Western Conference,
17th of 28 in AHL**

Overall: 41-35-2-2, 86 points

Home: 19-18-2-1, 41 points

Road: 22-17-0-1, 45 points



Playoffs - Did Not Qualify

General Manager - Bob McNamara

Head Coaches - Danton Cole, Greg Ireland (promoted 2/10/05)

Assistant Coaches - Greg Ireland, Chris Cichocki (hired 2/18/05)

Medical Therapist - Rob Snitzer

Equipment Manager - Brad Thompson

REGULAR SEASON

Player	GP	G	A	PTS	+/-	PIM	PP	SH	GW	FG	OT	UG	SHT	PCT
Kronwall, Niklas	76	13	40	53	6	53	3	0	2	0	0	1	150	8.7%
Miller, Kip	50	13	32	45	-3	17	7	0	1	2	1	0	99	13.1%
Himelfarb, Eric	76	19	24	43	-6	59	8	2	3	3	0	2	151	12.6%
Manlow, Eric	61	21	20	41	-4	24	10	0	3	3	1	1	159	13.2%
Ellis, Matt	79	18	23	41	10	59	1	4	1	4	0	1	231	7.8%
Bootland, Darryl	78	14	20	34	5	336	1	1	6	3	1	1	155	9.0%
Hudler, Jiri	52	12	22	34	1	10	4	0	2	0	1	1	111	10.8%
Sloan, Blake	78	15	11	26	-3	68	4	1	3	1	1	2	187	8.0%
Robinson, Todd	40	7	19	26	5	6	3	0	1	1	0	1	70	10.0%
Helmer, Bryan	80	7	18	25	11	64	5	1	2	1	0	0	180	3.9%
Robinson, Nathan	50	8	16	24	-5	10	3	0	2	3	0	0	88	9.1%
Vandermeer, Peter	73	4	13	17	4	310	0	0	0	2	0	0	82	4.9%
Kopeczy, Tomas	48	8	8	16	1	35	2	0	2	3	1	0	87	9.2%
Barnes, Ryan	69	7	8	15	1	167	0	0	2	1	0	0	85	8.2%
Meech, Derek	78	6	8	14	-2	40	1	0	1	1	0	1	101	5.9%
Lebda, Brett	80	2	10	12	-1	34	0	0	0	1	0	0	99	2.0%
Groulx, Danny	53	1	11	12	-2	90	0	0	0	0	0	0	79	1.3%
Panzer, Jeff	20	6	3	9	4	11	2	0	1	0	0	0	42	14.3%
Hartlieb, Ernie	44	3	6	9	-4	23	0	0	1	2	0	0	38	7.9%
Kelly, Brent	22	3	4	7	0	4	0	0	0	1	0	0	45	6.7%
Eaton, Mark	29	3	3	6	2	21	1	1	1	0	0	0	50	6.0%
Richards, Travis	35	1	3	4	0	30	0	0	0	0	0	0	26	3.8%
Karlander, Kory	36	1	2	3	-4	34	0	0	0	0	0	0	30	3.3%
MacDonald, Joey	66	0	3	3	0	8	0	0	0	0	0	0	0	0.0%
Jackson, Todd	30	0	2	2	-4	10	0	0	0	0	0	0	22	0.0%
Amadio, Greg	35	0	2	2	0	96	0	0	0	0	0	0	20	0.0%
Hutchins, Jeff	12	1	0	1	1	45	0	0	0	0	0	0	8	12.5%
Bouchard, Robin	4	0	1	1	0	6	0	0	0	0	0	0	11	0.0%
Insana, Jon	8	0	1	1	-7	2	0	0	0	0	0	0	12	0.0%
Ballantyne, Paul	23	0	1	1	0	10	0	0	0	0	0	0	7	0.0%
Ayers, Mike	1	0	0	0	0	0	0	0	0	0	0	0	0	0.0%
Légault, Jay	2	0	0	0	-1	0	0	0	0	0	0	0	0	0.0%
Edwardson, Derek	3	0	0	0	0	0	0	0	0	0	0	0	3	0.0%
Lundbohm, Bryan	3	0	0	0	-2	0	0	0	0	0	0	0	4	0.0%
Parillo, Nick	4	0	0	0	-2	9	0	0	0	0	0	0	6	0.0%
MacIntyre, Drew	24	0	0	0	0	0	0	0	0	0	0	0	0	0.0%
Bench	80	7		7		30			7					
Griffins Totals	80	200	334	534		1721	55	10	41	32	6	11	2445	8.2%
Opponent Totals	80	200	348	548		1615	63	6	39	48	2	10	2422	8.3%

REGULAR SEASON

Goalie	GP	MIN	GAA	W	L	SOL	EN	SO	GA	SAVES	SPCT
MacDonald, Joey	66	3754:40	2.29	34	29	2	4	5	143	1785	0.926
MacIntyre, Drew	24	1048:33	2.69	7	8	0	2	1	47	431	0.902
Ayers, Mike	1	19:57	6.02	0	0	0	0	0	2	6	0.750
Griffins Totals	80	4856:37	2.47	41	37	2	6	6	200	2222	0.917
Opponent Totals	80	4856:37	2.47	39	34	7	6	9	200	2245	0.918

REGULAR SEASON

1st PER		2nd PER		3rd PER		Scoring by Period OVERTIME		SHOOTOUT		TOTALS	
GF	GA	GF	GA	GF	GA	GF	GA	GF	GA	GF	GA
63	64	73	73	51	59	6	2	7	2	200	200

1st PER		2nd PER		3rd PER		Shots by Period OVERTIME		TOTALS	
SF	SA	SF	SA	SF	SA	SF	SA	SF	SA
818	778	798	848	785	754	44	42	2445	2422
Power Play:	55-393 (14.0%)		23rd of 28 in AHL						
Penalty Kill:	367-430 (85.3%)		12th of 28 in AHL						

2004-05 RESULTS

GAME	DATE	OPP/HOME ATT.	SCORE	RECORD	GAME	DATE	OPP/HOME ATT.	SCORE	RECORD
1	10/15	CLE (10,834)	3-2 SOW	1-0-0-0	41	1/26	@ Edm	0-3 L	21-18-1-1
2	10/16	@ Chi	5-1 W	2-0-0-0	42	1/27	@ Edm	1-3 L	21-19-1-1
3	10/22	@ San	3-1 W	3-0-0-0	43	1/29	MIL (8,056)	2-3 L	21-20-1-1
4	10/24	@ San	4-3 OTW	4-0-0-0	44	1/31	@ Mtb	0-2 L	21-21-1-1
5	10/26	RCH (3,810)	4-0 W	5-0-0-0	45	2/1	@ Mtb	5-1 W	22-21-1-1
6	10/29	CHI (5,320)	1-2 L	5-1-0-0	46	2/4	@ Phi	4-1 W	23-21-1-1
7	10/30	SAN (4,226)	3-4 L	5-2-0-0	47	2/5	@ Rch	2-4 L	23-22-1-1
8	11/5	HOU (5,127)	3-4 OTL	5-2-1-0	48	2/9	HOU (4,050)	3-1 W	24-22-1-1
9	11/6	HOU (4,735)	0-1 L	5-3-1-0	49	2/11	UTAH (6,629)	2-5 L	24-23-1-1
10	11/12	HOU (5,077)	1-0 W	6-3-1-0	50	2/18	MIL (7,074)	3-2 SOW	25-23-1-1
11	11/13	SAN (8,084)	3-2 W	7-3-1-0	51	2/19	@ Cin	0-3 L	25-24-1-1
12	11/16	CIN (5,515)	2-1 W	8-3-1-0	52	2/20	PHI (5,178)	1-6 L	25-25-1-1
13	11/18	CHI (4,640)	2-6 L	8-4-1-0	53	2/25	MIL (5,850)	4-2 W	26-25-1-1
14	11/19	@ Cle	3-2 W	9-4-1-0	54	2/26	SAN (10,061)	2-1 OTW	27-25-1-1
15	11/20	CLE (5,561)	5-0 W	10-4-1-0	55	2/27	@ Cin	3-2 W	28-25-1-1
16	11/24	@ Cin	4-3 SOW	11-4-1-0	56	3/2	STJ (4,056)	2-3 OTL	28-25-2-1
17	11/26	CHI (7,291)	1-3 L	11-5-1-0	57	3/5	@ Chi	3-2 OTW	29-25-2-1
18	11/27	@ Chi	3-2 OTW	12-5-1-0	58	3/6	@ Mil	0-1 L	29-26-2-1
19	11/28	CIN (3,650)	2-1 SOW	13-5-1-0	59	3/7	@ Hou	1-3 L	29-27-2-1
20	12/3	@ Mil	1-0 W	14-5-1-0	60	3/9	MTB (4,591)	2-4 L	29-28-2-1
21	12/4	UTAH (7,638)	2-1 W	15-5-1-0	61	3/11	MTB (6,502)	3-2 OTW	30-28-2-1
22	12/7	@ Stj	2-3 L	15-6-1-0	62	3/12	HAM (8,065)	4-1 W	31-28-2-1
23	12/8	@ Stj	5-4 W	16-6-1-0	63	3/18	EDM (8,511)	0-2 L	31-29-2-1
24	12/10	@ Cin	3-2 W	17-6-1-0	64	3/19	@ Chi	4-3 W	32-29-2-1
25	12/11	CHI (7,550)	2-3 L	17-7-1-0	65	3/20	EDM (6,683)	4-1 W	33-29-2-1
26	12/15	@ Utah	4-2 W	18-7-1-0	66	3/23	@ Mil	4-3 OTW	34-29-2-1
27	12/17	@ Utah	1-3 L	18-8-1-0	67	3/25	@ Hou	3-2 SOW	35-29-2-1
28	12/18	CLE (6,511)	0-2 L	18-9-1-0	68	3/26	@ San	2-1 W	36-29-2-1
29	12/22	@ Cle	2-3 SOL	18-9-1-1	69	3/27	@ Hou	2-3 L	36-30-2-1
30	12/23	@ Chi	1-3 L	18-10-1-1	70	3/29	CLE (5,486)	5-0 W	37-30-2-1
31	12/26	CIN (5,020)	1-2 L	18-11-1-1	71	4/1	UTAH (9,578)	1-2 SOL	37-30-2-2
32	12/28	CIN (6,094)	4-5 L	18-12-1-1	72	4/2	UTAH (9,119)	4-3 SOW	38-30-2-2
33	12/31	HAM (9,420)	0-5 L	18-13-1-1	73	4/3	@ Ham	1-4 L	38-31-2-2
34	1/7	@ Ham	2-5 L	18-14-1-1	74	4/7	@ San	7-4 W	39-31-2-2
35	1/8	@ Cle	0-2 L	18-15-1-1	75	4/8	@ Utah	4-2 W	40-31-2-2
36	1/9	@ Cle	4-0 W	19-15-1-1	76	4/9	@ Utah	3-4 L	40-32-2-2
37	1/14	STJ (6,035)	2-3 L	19-16-1-1	77	4/12	@ Mil	1-4 L	40-33-2-2
38	1/15	MIL (8,500)	2-3 L	19-17-1-1	78	4/15	CIN (9,125)	4-3 W	41-33-2-2
39	1/21	CHI (6,610)	6-3 W	20-17-1-1	79	4/16	SAN (10,537)	2-6 L	41-34-2-2
40	1/23	@ Hou	4-3 SOW	21-17-1-1	80	4/17	@ Cin	2-3 L	41-35-2-2

OPENING NIGHT LINEUP

1	MacIntyre	G	19	Himelfarb	F
4	Groulx	D	20	Helmer	D
5	Kronwall	D	22	Ballantyne	D
7	Manlow	F	23	Ellis	F
8	N. Robinson	F	24	Richards	D
9	Kopecky	F	26	Hudler	F
11	Sloan	F	28	Meech	D
13	Lebda	D	31	MacDonald	G
17	T. Jackson	F	33	Karlander	F
18	Vandermeer	F			

SEASON FINALE LINEUP

1	MacIntyre	G	19	Himelfarb	F
2	Amadio	D	20	Helmer	D
3	Insana	D	21	B. Kelly	F
7	Manlow	F	23	Ellis	F
9	Kopecky	F	25	Barnes	F
11	Sloan	F	26	Hudler	F
13	Lebda	D	27	Bootland	F
14	Kip Miller	F	28	Meech	D
16	Panzer	F	34	Ayers	G
18	Vandermeer	F	44	Eaton	D

2003-04 SEASON

Regular Season – 2nd of 7 in West Division, 2nd of 14 in Western Conference, 5th of 28 in AHL

Overall: 44-28-8-0, 96 points

Home: 24-10-6-0, 54 points

Road: 20-18-2-0, 42 points



Playoffs – Lost in West Division Semifinals

West Division Semifinals – Lost to #3 Chicago, 0-4

General Manager – Bob McNamara

Head Coach – Danton Cole

Assistant Coaches – Greg Ireland, Derek King

Medical Therapist – Rob Snitzer

Equipment Manager – Brad Thompson

REGULAR SEASON

Player	GP	G	A	PTS	+/-	PIM	PP	SH	GW	GT	FG	OT	UG	SHT	PCT
Picard, Michel	75	17	37	54	2	35	8	0	1	1	5	0	0	185	9.2%
Robinson, Nathan	69	24	26	50	8	41	11	2	6	0	2	0	1	160	10.0%
Hudler, Jiri	57	17	32	49	16	46	4	0	4	0	4	1	1	135	12.6%
Miller, Kevin	74	27	21	48	0	22	11	2	10	0	4	3	0	163	16.6%
Nelson, Jeff	64	14	30	44	13	43	4	0	4	0	3	0	1	124	11.3%
King, Derek	77	9	21	30	-1	19	5	0	1	1	5	0	0	136	6.6%
Boisvert, Hugo	80	9	16	25	-8	48	3	2	1	2	1	1	2	100	9.0%
Richards, Travis	76	2	22	24	1	48	1	0	0	0	1	0	0	95	2.1%
Karlander, Kory	67	10	13	23	5	83	2	1	4	1	1	1	1	97	10.3%
Groulx, Danny	79	8	13	21	20	93	2	0	1	0	5	0	0	120	6.7%
Myrvold, Anders	71	0	21	21	3	94	0	0	0	0	0	0	0	101	0.0%
Barnes, Ryan	69	6	13	19	6	175	0	0	1	0	3	0	0	69	8.7%
Ellis, Matt	64	5	10	15	-4	23	0	0	2	0	2	0	2	139	3.6%
Bootland, Darryl	54	12	2	14	-8	175	2	0	2	0	2	0	0	97	12.4%
Mowers, Mark	16	8	6	14	5	4	3	1	3	0	2	0	1	36	22.2%
Kronwall, Niklas	25	2	11	13	6	20	1	0	0	0	1	0	0	45	4.4%
Kopeccky, Tomas	48	6	6	12	-3	28	2	0	2	0	1	0	0	78	7.7%
Van Druenen, Dave	80	2	7	9	4	104	0	0	0	0	1	0	0	86	2.3%
Schneekloth, Aaron	56	1	7	8	5	14	0	0	0	0	1	0	0	35	2.9%
Bonni, Ryan	54	1	6	7	4	98	0	0	0	0	0	0	0	38	2.6%
Sloan, Blake	7	4	2	6	4	4	0	0	2	0	2	0	0	32	12.5%
Himelfarb, Eric	7	2	3	5	6	2	0	0	0	0	0	0	1	12	16.7%
Brisson, David	33	3	1	4	-3	2	0	0	0	0	0	0	0	24	12.5%
Henkel, Jim	15	2	1	3	3	4	0	0	0	0	0	0	0	5	40.0%
Skarperud, Tim	18	2	1	3	1	10	0	0	0	0	0	0	1	12	16.7%
MacDonald, Joel	39	0	3	3	0	4	0	0	0	0	0	0	0	0	0.0%
Ballantyne, Paul	9	1	1	2	-1	6	0	0	0	0	0	0	0	9	11.1%
Lamothe, Marc	43	0	2	2	0	2	0	0	0	0	0	0	0	0	0.0%
Baxter, Jim	2	1	0	1	1	0	1	0	0	0	0	0	0	4	25.0%
Bilotto, Nic	4	0	1	1	0	0	0	0	0	0	0	0	0	6	0.0%
Lebda, Brett	6	0	1	1	-1	0	0	0	0	0	0	0	0	10	0.0%
Joseph, Curtis	1	0	0	0	0	0	0	0	0	0	0	0	0	0	0.0%
Rennette, Tyler	2	0	0	0	-2	0	0	0	0	0	0	0	0	0	0.0%
Rivers, Jamie	2	0	0	0	-1	4	0	0	0	0	0	0	0	9	0.0%
Bench	80					38									
Griffins Totals	80	195	336	531		1279	60	8	44	5	46	6	11	2162	9.0%
Opponent Totals	80	166	294	460		1253	50	10	28	3	34	0	5	2334	7.1%

2003-04 SEASON

REGULAR SEASON

Goalie	GP	MIN	GAA	W	L	T	EN	SO	GA	SAVES	SPCT
Joseph, Curtis	1	60:00	1.00	1	0	0	0	0	1	20	0.952
MacDonald, Joey	39	2248:49	1.97	22	12	3	2	6	74	1087	0.936
Lamothe, Marc	43	2534:33	2.06	21	16	5	2	4	87	1061	0.924
Griffins Totals	80	4855:49	2.05	44	28	8	4	10	166	2168	0.929
Opponent Totals	80	4855:49	2.41	28	44	8	8	9	195	1967	0.910

REGULAR SEASON

1st PER		2nd PER		Scoring by Period				OVERTIME		TOTALS	
GF	GA	GF	GA	3rd PER						GF	GA
66	55	65	68	58	43	6	0			195	166

1st PER		2nd PER		Shots by Period				OVERTIME		TOTALS	
SF	SA	SF	SA	3rd PER						SF	SA
682	788	776	802	664	720	40	24			2162	2334

Power Play: 60-362 (16.6%) T5th of 28 in AHL

Penalty Kill: 334-384 (87.0%) 9th of 28 in AHL

PLAYOFFS

Player	GP	G	A	PTS	+/-	PIM	PP	SH	GW	FG	OT	UG	SHT	PCT
Hudler, Jiri	4	1	5	6	-1	2	1	0	0	0	0	0	11	9.1%
Miller, Kevin	4	3	0	3	-4	5	1	0	0	0	0	0	10	30.0%
Himefarb, Eric	4	0	3	3	-5	0	0	0	0	0	0	0	4	0.0%
King, Derek	4	0	2	2	-1	0	0	0	0	0	0	0	7	0.0%
Nelson, Jeff	4	1	0	1	-3	4	0	0	0	1	0	0	7	14.3%
Richards, Travis	4	1	0	1	-6	2	1	0	0	0	0	0	13	7.7%
Bootland, Darryl	4	0	1	1	0	2	0	0	0	0	0	0	12	0.0%
Myrvoid, Anders	4	0	1	1	-5	2	0	0	0	0	0	0	9	0.0%
Bilotto, Nic	1	0	0	0	0	0	0	0	0	0	0	0	0	0.0%
Kopecky, Tomas	1	0	0	0	-3	2	0	0	0	0	0	0	1	0.0%
MacDonald, Joey	1	0	0	0	0	2	0	0	0	0	0	0	0	0.0%
Groulx, Danny	3	0	0	0	1	0	0	0	0	0	0	0	5	0.0%
Robinson, Nathan	3	0	0	0	-3	2	0	0	0	0	0	0	4	0.0%
Barnes, Ryan	4	0	0	0	-3	7	0	0	0	0	0	0	2	0.0%
Boisvert, Hugo	4	0	0	0	-3	8	0	0	0	0	0	0	3	0.0%
Bonni, Ryan	4	0	0	0	-4	8	0	0	0	0	0	0	7	0.0%
Ellis, Matt	4	0	0	0	-2	2	0	0	0	0	0	0	9	0.0%
Karlander, Kory	4	0	0	0	-2	0	0	0	0	0	0	0	1	0.0%
Lamothe, Marc	4	0	0	0	0	4	0	0	0	0	0	0	0	0.0%
Lebda, Brett	4	0	0	0	-3	2	0	0	0	0	0	0	9	0.0%
Picard, Michel	4	0	0	0	-5	2	0	0	0	0	0	0	4	0.0%
Van Drunen, Dave	4	0	0	0	-4	8	0	0	0	0	0	0	5	0.0%
Bench	4					0								
Griffins Totals	4	6	12	18	64	3	0	0	1	0	0	0	123	4.9%
Opponent Totals	4	17	33	50	74	3	1	4	3	1	0	0	133	12.8%

PLAYOFFS

Goalie	GP	MIN	GAA	W	L	EN	SO	GA	SAVES	SPCT
Lamothe, Marc	4	199:56	3.60	0	3	1	0	12	97	0.890
MacDonald, Joey	1	39:46	6.04	0	1	0	0	4	19	0.826
Griffins Totals	4	240:58	4.23	0	4	1	0	17	116	0.872
Opponent Totals	4	240:58	1.49	4	0	0	1	6	117	0.951

PLAYOFFS

1st PER		2nd PER		Scoring by Period				OVERTIME		TOTALS	
GF	GA	GF	GA	3rd PER						GF	GA
2	7	0	5	4	4	0	1			6	17

1st PER		2nd PER		Shots by Period				OVERTIME		TOTALS	
SF	SA	SF	SA	3rd PER						SF	SA
32	51	41	46	50	35	0	1			123	133

Power Play: 3-20 (15.0%) 8th of 20 in AHL

Penalty Kill: 19-22 (86.4%) 8th of 20 in AHL

2003-04 RESULTS

GAME	DATE	OPP/HOME ATT.	SCORE	RECORD	GAME	DATE	OPP/HOME ATT.	SCORE	RECORD
1	10/11	@ Chi	3-2 OTW	1-0-0-0	41	1/14	MTB (3,883)	3-3 T	23-12-6-0
2	10/17	@ Cle	0-2 L	1-1-0-0	42	1/16	CHI (5,613)	4-3 OTW	24-12-6-0
3	10/18	HOU (10,834)	4-2 W	2-1-0-0	43	1/17	STJ (9,069)	2-1 OTW	25-12-6-0
4	10/19	@ Ham	4-3 OTW	3-1-0-0	44	1/21	RCH (4,259)	2-2 T	25-12-7-0
5	10/24	UTAH (8,031)	4-1 W	4-1-0-0	45	1/23	SAN (6,288)	5-0 W	26-12-7-0
6	10/25	@ Cin	1-4 L	4-2-0-0	46	1/24	CLE (7,773)	4-2 W	27-12-7-0
7	10/26	@ Ham	3-1 W	5-2-0-0	47	1/25	@ Mil	1-1 T	27-12-8-0
8	10/29	TOR (4,023)	3-3 T	5-2-1-0	48	1/30	@ Utah	0-1 L	27-13-8-0
9	10/31	@ Cin	3-2 W	6-2-1-0	49	1/31	@ Utah	5-2 W	28-13-8-0
10	11/1	@ Chi	3-4 L	6-3-1-0	50	2/4	CIN (4,239)	1-0 W	29-13-8-0
11	11/5	CIN (3,808)	1-4 L	6-4-1-0	51	2/6	CHI (6,752)	3-2 W	30-13-8-0
12	11/8	HAM (8,010)	2-2 T	6-4-2-0	52	2/7	@ Cin	1-3 L	30-14-8-0
13	11/11	HOU (6,376)	6-2 W	7-4-2-0	53	2/13	MTB (7,519)	4-0 W	31-14-8-0
14	11/13	SAN (3,887)	2-2 T	7-4-3-0	54	2/14	HOU (7,076)	3-0 W	32-14-8-0
15	11/14	@ Mil	4-1 W	8-4-3-0	55	2/16	@ Hou	3-1 W	33-14-8-0
16	11/15	SAN (7,069)	0-2 L	8-5-3-0	56	2/18	@ Hou	1-4 L	33-15-8-0
17	11/19	HOU (3,926)	1-3 L	8-6-3-0	57	2/20	HAM (7,102)	2-1 OTW	34-15-8-0
18	11/21	@ Stj	3-1 W	9-6-3-0	58	2/21	MIL (9,027)	2-1 W	35-15-8-0
19	11/22	@ Stj	3-3 T	9-6-4-0	59	2/26	UTAH (4,314)	2-0 W	36-15-8-0
20	11/23	@ Tor	3-1 W	10-6-4-0	60	2/27	CHI (7,077)	4-2 W	37-15-8-0
21	11/26	@ Chi	3-0 W	11-6-4-0	61	2/29	PHI (7,527)	3-5 L	37-16-8-0
22	11/28	CHI (7,590)	3-2 W	12-6-4-0	62	3/4	@ San	2-3 L	37-17-8-0
23	11/30	@ Cin	2-0 W	13-6-4-0	63	3/5	@ Hou	3-1 W	38-17-8-0
24	12/5	MIL (5,158)	2-1 W	14-6-4-0	64	3/6	@ San	2-1 W	39-17-8-0
25	12/6	STJ (9,038)	3-1 W	15-6-4-0	65	3/8	@ Hou	1-4 L	39-18-8-0
26	12/10	@ Cle	3-4 L	15-7-4-0	66	3/12	MIL (8,101)	1-2 L	39-19-8-0
27	12/12	HOU (5,517)	1-2 L	15-8-4-0	67	3/13	CIN (10,834)	1-0 W	40-19-8-0
28	12/13	@ Mil	2-1 W	16-8-4-0	68	3/17	TOR (4,596)	0-6 L	40-20-8-0
29	12/17	SAN (4,221)	4-1 W	17-8-4-0	69	3/19	@ Rch	1-2 L	40-21-8-0
30	12/19	@ Mtb	0-3 L	17-9-4-0	70	3/21	@ Phi	3-2 W	41-21-8-0
31	12/21	@ Mtb	4-3 W	18-9-4-0	71	3/24	CIN (6,077)	1-2 L	41-22-8-0
32	12/26	CIN (8,304)	3-0 W	19-9-4-0	72	3/26	@ Utah	0-4 L	41-23-8-0
33	12/27	@ Cin	4-1 W	20-9-4-0	73	3/27	@ Utah	3-4 L	41-24-8-0
34	12/31	UTAH (9,079)	0-1 L	20-10-4-0	74	3/31	MIL (6,086)	6-3 W	42-24-8-0
35	1/2	@ Chi	1-4 L	20-11-4-0	75	4/2	CHI (8,024)	0-3 L	42-25-8-0
36	1/3	@ Mil	0-7 L	20-12-4-0	76	4/3	@ Chi	1-2 L	42-26-8-0
37	1/9	UTAH (6,044)	2-2 T	20-12-5-0	77	4/4	@ Tor	6-0 W	43-26-8-0
38	1/10	CLE (8,024)	4-3 OTW	21-12-5-0	78	4/9	SAN (8,919)	3-2 W	44-26-8-0
39	1/11	@ San	6-2 W	22-12-5-0	79	4/10	@ Hou	1-3 L	44-27-8-0
40	1/13	@ San	2-1 W	23-12-5-0	80	4/11	@ San	3-4 L	44-28-8-0

West Division Semifinals - #2 Grand Rapids lost to #3 Chicago, 0-4

P1	4/16	CHI (4,576)	3-4 OTL	0-1
P2	4/18	CHI (4,210)	0-1 L	0-2
P3	4/21	@ Chi	1-4 L	0-3
P4	4/23	@ Chi	2-8 L	0-4

OPENING NIGHT LINEUP

4	Groulx	D	20	Rivers	D
5	Kronwall	D	21	Brisson	F
7	Picard	F	23	Ellis	F
8	N. Robinson	F	24	Richards	D
9	King	F	25	Barnes	F
10	Mowers	F	27	Bootland	F
12	Boisvert	F	31	MacDonald	G
14	Kev. Miller	F	35	Lamonde	G
17	Van Drunen	D	44	Myrvold	D
18	Kopecy	F			

SEASON FINALE LINEUP

2	Lebda	D	23	Ellis	F
4	Groulx	D	24	Richards	D
7	Picard	F	25	Barnes	F
9	King	F	26	Hudler	F
11	Bonni	D	27	Bootland	F
12	Boisvert	F	31	MacDonald	G
14	Kev. Miller	F	33	Lamonde	G
16	J. Nelson	F	35	Karother	F
17	Van Drunen	D	42	Himelfarb	F
18	Kopecy	F	44	Myrvold	D

2002-03 SEASON

**Regular Season – 1st of 5 in Central Division, 1st of 14 in Western Conference,
2nd of 28 in AHL**

Overall: 48-22-8-2, 106 points

Home: 22-13-5-0, 49 points

Road: 26-9-3-2, 57 points

**Playoffs – Lost in Western Finals**

Western Quarterfinals – Defeated #8 Wilkes-Barre/Scranton, 3-1

Western Semifinals – Defeated #4 Chicago, 4-0

Western Finals – Lost to #2 Houston, 3-4

General Manager – Bob McNamara**Head Coach** – Danton Cole**Assistant Coaches** – Todd Nelson, Derek King**Medical Therapist** – Rob Snitzer**Equipment Manager** – Brad Thompson**REGULAR SEASON**

Player	GP	G	A	PTS	+/-	PIM	PP	SH	GW	GT	FG	OT	UG	SHT	PCT
Picard, Michel	78	32	52	84	8	34	11	2	6	0	8	1	0	231	13.9%
Mowers, Mark	78	34	47	81	26	47	9	2	9	0	11	0	1	204	16.7%
Roest, Stacy	70	24	48	72	18	28	7	3	5	0	2	1	1	186	12.9%
Williams, Jason	45	23	22	45	5	18	9	1	5	0	2	0	0	183	12.6%
King, Derek	59	13	28	41	14	20	3	0	0	0	1	0	1	120	10.8%
Kopecky, Tomas	70	17	21	38	18	32	3	0	2	0	3	0	2	124	13.7%
Boisvert, Hugo	78	18	13	31	2	68	5	2	1	0	3	0	2	103	17.5%
Collins, Rob	73	11	20	31	12	16	4	0	2	2	2	2	0	120	9.2%
Skarperud, Tim	68	12	17	29	10	23	4	0	1	0	4	0	1	131	9.2%
Richards, Travis	73	6	21	27	31	52	2	1	4	1	1	1	0	101	5.9%
Adams, Bryan	74	8	17	25	7	37	1	1	2	0	2	0	1	121	6.6%
Plante, Philippe	57	11	13	24	23	36	3	1	2	1	3	0	1	70	15.7%
Robinson, Nathan	53	3	14	17	3	24	0	0	2	0	1	0	0	63	4.8%
Van Drunen, Dave	80	3	10	13	31	106	0	0	2	0	1	1	0	61	4.9%
Boileau, Patrick	23	2	11	13	2	39	0	0	1	0	0	0	1	50	4.0%
Brookbank, Sheldon	69	2	11	13	11	136	1	0	1	0	1	0	0	83	2.4%
Avery, Sean	15	6	6	12	2	82	2	0	1	0	2	0	0	55	10.9%
Campbell, Ed	80	0	12	12	12	140	0	0	0	0	0	0	0	67	0.0%
Barnes, Ryan	73	5	6	11	12	151	1	0	1	0	0	0	0	64	7.8%
Groulx, Danny	71	3	7	10	7	52	0	0	0	0	1	0	0	91	3.3%
Bootland, Darryl	16	1	4	5	3	41	0	0	0	0	0	0	0	20	5.0%
Knox, Ryan	9	2	1	3	0	4	1	0	1	0	0	0	0	12	16.7%
Greenough, Nick	18	2	1	3	0	51	0	0	0	0	0	0	0	7	28.6%
Parillo, Nick	1	1	0	1	2	0	0	0	0	0	0	0	1	3	33.3%
Luciuk, Andrew	2	1	0	1	1	4	1	0	0	0	0	0	0	3	33.3%
McCarthy, Jeremiah	11	0	1	1	-2	2	0	0	0	0	0	0	0	6	0.0%
MacDonald, Joey	25	0	1	1	0	2	0	0	0	0	0	0	0	0	0.0%
Lamothe, Marc	60	0	1	1	0	6	0	0	0	0	0	0	0	0	0.0%
Dolyny, Rustyn	1	0	0	0	-1	2	0	0	0	0	0	0	0	1	0.0%
Alban, Chad	2	0	0	0	0	0	0	0	0	0	0	0	0	0	0.0%
Eldred, Matt	2	0	0	0	1	0	0	0	0	0	0	0	0	0	0.0%
Schneekloth, Aaron	2	0	0	0	-1	0	0	0	0	0	0	0	0	1	0.0%
Whitcotton, Dustin	2	0	0	0	0	2	0	0	0	0	0	0	0	4	0.0%
Ballantyne, Paul	7	0	0	0	-1	8	0	0	0	0	0	0	0	2	0.0%
Bench	80					24									
Griffins Totals	80	240	405	645		1287	67	13	48	4	48	6	12	2287	10.5%
Opponent Totals	80	177	297	474		1465	59	11	24	4	32	2	10	2208	8.0%

2002-03 SEASON

REGULAR SEASON

Goalie	GP	MIN	GAA	W	L	T	EN	SO	GA	SAVES	SPCT
Lamothe, Marc	60	3438:09	2.13	33	18	8	1	6	122	1469	0.923
MacDonald, Joey	25	1336:40	2.20	14	6	0	2	3	49	537	0.916
Alban, Chad	2	77:05	2.34	1	0	0	0	0	3	25	0.893
Griffins Totals	80	4862:16	2.18	48	24	8	3	9	177	2031	0.920
Opponent Totals	80	4862:16	2.96	24	48	8	2	3	240	2047	0.895

REGULAR SEASON

1st PER		2nd PER		Scoring by Period				OVERTIME		TOTALS	
GF	GA	GF	GA	GF	GA	GF	GA	GF	GA	GF	GA
69	54	90	71	75	50	6	2	240	177		

1st PER		2nd PER		Shots by Period				OVERTIME		TOTALS	
SF	SA	SF	SA	SF	SA	SF	SA	SF	SA	SF	SA
725	681	802	738	725	757	35	32	2287	2208		

Power Play: 67-446 (15.0%) 22nd of 28 in AHL

Penalty Kill: 303-362 (83.7%) 15th of 28 in AHL

PLAYOFFS

Player	GP	G	A	PTS	+/-	PIM	PP	SH	GW	FG	OT	UG	SHT	PCT
Roest, Stacy	15	10	6	16	6	8	3	1	5	2	2	1	40	25.0%
King, Derek	15	4	10	14	6	6	0	0	1	0	1	34	11.8%	
Collins, Rob	15	3	8	11	4	10	3	0	1	1	0	0	39	7.7%
Williams, Jason	15	1	7	8	-6	16	0	0	0	0	0	0	46	2.2%
Mowers, Mark	15	3	4	7	-1	4	1	0	1	2	1	2	26	11.5%
Boisvert, Hugo	15	5	1	6	-1	10	0	1	1	2	0	0	19	26.3%
Bootland, Darryl	15	3	2	5	-1	46	1	0	1	1	0	1	21	14.3%
Picard, Michel	15	3	1	4	0	8	1	0	0	0	0	0	23	13.0%
Brookbank, Sheldon	15	1	3	4	0	28	1	0	0	0	0	0	16	6.3%
Richards, Travis	15	0	4	4	3	6	0	0	0	0	0	0	26	0.0%
Robinson, Nathan	8	0	3	3	5	0	0	0	0	0	0	0	6	0.0%
Adams, Bryan	13	2	0	2	-5	4	0	0	1	0	0	0	25	8.0%
Barnes, Ryan	15	1	1	2	-3	17	0	0	0	0	0	0	12	8.3%
Plante, Philippe	15	0	2	2	-3	10	0	0	0	0	0	0	23	0.0%
Skarperud, Tim	6	0	1	1	-2	0	0	0	0	0	0	0	1	0.0%
Groulx, Danny	7	0	1	1	1	7	0	0	0	0	0	0	2	0.0%
McCarthy, Jeremiah	12	0	1	1	-1	6	0	0	0	0	0	0	2	0.0%
Campbell, Ed	15	0	1	1	-1	22	0	0	0	0	0	0	7	0.0%
Van Druenen, Dave	15	0	1	1	1	12	0	0	0	0	0	0	17	0.0%
MacDonald, Joey	1	0	0	0	0	0	0	0	0	0	0	0	0	0.0%
Kopecy, Tomas	14	0	0	0	-4	6	0	0	0	0	0	0	7	0.0%
Lamothe, Marc	15	0	0	0	0	2	0	0	0	0	0	0	0	0.0%
Bench	15					6								
Griffins Totals	15	36	57	93		234	10	2	10	9	3	5	392	9.2%
Opponent Totals	15	30	50	80		245	4	1	5	6	1	2	447	6.7%

PLAYOFFS

Goalie	GP	MIN	GAA	W	L	EN	SO	GA	SAVES	SPCT
Lamothe, Marc	15	944:54	1.84	10	5	0	1	29	414	0.935
MacDonald, Joey	1	7:33	7.95	0	0	0	0	1	3	0.750
Griffins Totals	15	954:15	1.89	10	5	0	1	30	417	0.933
Opponent Totals	15	954:15	2.26	5	10	4	0	36	356	0.908

PLAYOFFS

1st PER		2nd PER		Scoring by Period				OVERTIME		TOTALS	
GF	GA	GF	GA	GF	GA	GF	GA	GF	GA	GF	GA
10	9	8	8	15	12	3	1	36	30		

1st PER		2nd PER		Shots by Period				OVERTIME		TOTALS	
SF	SA	SF	SA	SF	SA	SF	SA	SF	SA	SF	SA
111	129	121	154	139	137	21	27	392	447		

Power Play: 10-67 (14.9%) 11th of 20 in AHL

Penalty Kill: 59-63 (93.7%) 3rd of 20 in AHL

2002-03 RESULTS

GAME	DATE	OPP/HOME ATT.	SCORE	RECORD	GAME	DATE	OPP/HOME ATT.	SCORE	RECORD
1	10/12	CLE (10,834)	4-6 L	0-1-0-0	41	1/11	SYR (10,076)	5-1 W	23-11-5-2
2	10/18	HOU (5,232)	2-4 L	0-2-0-0	42	1/15	BNG (5,022)	2-2 T	23-11-6-2
3	10/19	CHI (5,655)	3-3 T	0-2-1-0	43	1/17	CIN (7,771)	3-0 W	24-11-6-2
4	10/20	@ Ham	3-1 W	1-2-1-0	44	1/18	SAN (9,542)	4-2 W	25-11-6-2
5	10/24	HOU (4,771)	2-4 L	1-3-1-0	45	1/22	@ Nor	3-3 T	25-11-7-2
6	10/25	@ Rch	2-1 OTW	2-3-1-0	46	1/25	@ Phi	3-1 W	26-11-7-2
7	10/26	@ Syr	6-2 W	3-3-1-0	47	1/28	HOU (4,526)	7-0 W	27-11-7-2
8	11/1	CHI (5,448)	4-3 W	4-3-1-0	48	1/29	SAN (4,628)	1-2 L	27-12-7-2
9	11/2	MIL (7,290)	3-3 T	4-3-2-0	49	1/31	@ Mil	4-3 W	28-12-7-2
10	11/7	@ Hou	2-2 T	4-3-3-0	50	2/5	@ Utah	3-2 W	29-12-7-2
11	11/9	@ Utah	2-1 W	5-3-3-0	51	2/7	NOR (8,383)	1-3 L	29-13-7-2
12	11/12	MTB (7,344)	4-0 W	6-3-3-0	52	2/8	CHI (10,834)	4-4 T	29-13-8-2
13	11/15	HOU (6,184)	3-0 W	7-3-3-0	53	2/9	@ Cle	0-1 L	29-14-8-2
14	11/16	MIL (10,048)	3-2 W	8-3-3-0	54	2/12	PHI (5,002)	5-2 W	30-14-8-2
15	11/17	@ Cin	4-3 OTW	9-3-3-0	55	2/14	CIN (7,305)	5-2 W	31-14-8-2
16	11/20	CIN (4,313)	2-2 T	9-3-4-0	56	2/16	@ Rch	7-1 W	32-14-8-2
17	11/22	SAN (5,512)	3-2 OTW	10-3-4-0	57	2/17	@ Syr	4-3 W	33-14-8-2
18	11/23	CLE (7,113)	4-2 W	11-3-4-0	58	2/21	CLE (10,096)	3-2 W	34-14-8-2
19	11/27	@ Her	3-1 W	12-3-4-0	59	2/22	UTAH (9,328)	1-2 L	34-15-8-2
20	11/28	@ Bng	1-2 OTL	12-3-4-1	60	2/23	@ Hou	6-0 W	35-15-8-2
21	11/30	@ Chi	1-2 OTL	12-3-4-2	61	2/26	@ Chi	7-4 W	36-15-8-2
22	12/2	@ San	3-5 L	12-4-4-2	62	2/28	@ San	3-2 W	37-15-8-2
23	12/4	@ Hou	2-3 L	12-5-4-2	63	3/1	RCH (9,603)	3-1 W	38-15-8-2
24	12/6	UTAH (5,463)	2-3 L	12-6-4-2	64	3/2	RCH (6,020)	3-2 W	39-15-8-2
25	12/7	UTAH (9,310)	3-2 W	13-6-4-2	65	3/5	SAN (5,053)	2-4 L	39-16-8-2
26	12/13	HAM (6,338)	0-4 L	13-7-4-2	66	3/7	@ San	3-5 L	39-17-8-2
27	12/14	@ Mtb	3-2 W	14-7-4-2	67	3/8	@ San	4-3 OTW	40-17-8-2
28	12/17	@ Mtb	4-2 W	15-7-4-2	68	3/12	@ Utah	3-4 L	40-18-8-2
29	12/20	SAN (5,350)	3-1 W	16-7-4-2	69	3/13	@ Hou	2-1 W	41-18-8-2
30	12/21	@ Cle	1-0 W	17-7-4-2	70	3/15	@ San	2-0 W	42-18-8-2
31	12/26	CIN (6,131)	6-1 W	18-7-4-2	71	3/16	@ Chi	0-1 L	42-19-8-2
32	12/27	@ Cin	3-2 OTW	19-7-4-2	72	3/18	@ Cle	2-1 W	43-19-8-2
33	12/28	MIL (8,434)	1-6 L	19-8-4-2	73	3/20	MTB (5,726)	4-3 OTW	44-19-8-2
34	12/30	UTAH (5,107)	6-2 W	20-8-4-2	74	3/23	HOU (8,354)	3-1 W	45-19-8-2
35	12/31	UTAH (8,134)	3-4 L	20-9-4-2	75	3/28	CHI (10,834)	1-3 L	45-20-8-2
36	1/3	@ Chi	4-3 W	21-9-4-2	76	3/29	@ Cin	3-2 W	46-20-8-2
37	1/4	@ Mil	3-3 T	21-9-5-2	77	3/30	HER (10,478)	2-0 W	47-20-8-2
38	1/5	@ Cin	4-1 W	22-9-5-2	78	4/2	@ Utah	2-0 W	48-20-8-2
39	1/8	@ Mil	1-2 L	22-10-5-2	79	4/4	@ Utah	2-3 L	48-21-8-2
40	1/10	SYR (6,036)	2-3 L	22-11-5-2	80	4/5	@ Hou	3-6 L	48-22-8-2

Western Quarterfinals - #1 Grand Rapids defeated #8 Wilkes-Barre/Scranton, 3-1

P1	4/16	WIL (4,236)	3-1 W	1-0
P2	4/18	WIL (5,529)	2-1 W	2-0
P3	4/19	@ WIL	2-6 L	2-1
P4	4/21	@ WIL	3-2 W	3-1

Western Semifinals - #1 Grand Rapids defeated #4 Chicago, 4-0

P5	4/28	CHI (4,595)	4-3 OTW	1-0
P6	4/29	CHI (4,788)	3-1 W	2-0
P7	5/1	@ Chi	2-1 W	3-0
P8	5/2	@ Chi	2-0 W	4-0

Western Finals - #1 Grand Rapids lost to #2 Houston, 3-4

P9	5/12	HOU (3,853)	2-3 OTL	0-1
P10	5/14	HOU (3,720)	3-1 W	1-1
P11	5/16	@ Hou	1-2 L	1-2
P12	5/17	@ Hou	1-2 L	1-3
P13	5/19	@ Hou	5-4 2OTW	2-3
P14	5/21	HOU (3,817)	2-1 OTW	3-3
P15	5/22	HOU (4,330)	1-2 L	3-4

OPENING NIGHT LINEUP

4	E. Campbell	D	23	Collins	F
7	Picard	F	24	Richards	D
9	King	F	25	Barnes	F
10	Mowers	F	27	Van Drunen	D
11	B. Adams	F	31	MacDonald	F
12	Boisvert	F	33	Dolyny	F
18	Greenough	F	35	Lamothe	G
19	Skarperud	F	59	Groulx	D
20	Boileau	D	82	Kopecy	F
22	Ballantyne	D			

SEASON FINALE LINEUP

4	E. Campbell	D	25	Barnes	F
5	Plante	D	27	Van Drunen	D
7	Picard	F	31	MacDonald	G
9	King	F	32	McCarthy	D
10	Mowers	F	35	Lamothe	G
12	Boisvert	F	57	Bootland	F
14	Roest	F	59	Groulx	D
17	S. Brookbank	D	73	Williams	F
23	Collins	F	77	N. Robinson	F
24	Richards	D	82	Kopecy	F

2001-02 SEASON

Regular Season – 1st of 5 in West Division, 2nd of 13 in Western Conference, 4th of 27 in AHL

Overall: 42-27-11-0, 95 points

Home: 24-12-4-0, 52 points

Road: 18-15-7-0, 43 points



Playoffs – Lost in Western Quarterfinals

Western Quarterfinals – Lost to #7 Chicago, 2-3

General Manager – Bob McNamara

Head Coach – Bruce Cassidy

Assistant Coach – Gene Reilly

Medical Therapist – Rob Snitzer

Equipment Manager – Brad Thompson

REGULAR SEASON

Player	GP	G	A	PTS	+/-	PIM	PP	SH	GW	GT	FG	OT	UG	SHT	PCT
Miller, Kip	41	21	35	56	13	27	5	3	5	0	2	0	4	97	21.6%
Hymovitz, David	80	15	33	48	16	22	4	1	4	1	3	0	1	215	7.0%
Langfeld, Josh	68	21	16	37	1	29	8	1	3	0	6	1	1	159	13.2%
Bala, Chris	70	21	16	37	11	9	2	2	2	0	5	0	4	152	13.8%
Schastlivy, Petr	31	22	13	35	14	10	6	0	5	0	3	1	0	129	17.1%
Martins, Steve	51	10	21	31	4	66	4	2	0	0	2	0	0	77	13.0%
Boisvert, Hugo	74	11	18	29	18	48	1	0	2	1	3	0	0	100	11.0%
Kwiatkowski, Joel	65	8	21	29	21	94	1	0	4	0	2	0	0	139	5.8%
Richards, Travis	72	6	23	29	15	36	2	0	0	0	2	0	0	119	5.0%
Giroux, Alexandre	70	11	16	27	5	74	2	0	4	1	4	0	0	100	11.0%
Ulmer, Jeff	73	9	17	26	3	65	0	2	3	0	3	0	1	142	6.3%
Murphy, Joe	57	8	14	22	5	24	4	0	1	0	0	0	0	103	7.8%
Vauclair, Julien	71	5	14	19	1	18	2	0	0	0	0	0	1	99	5.1%
Doig, Jason	57	1	17	18	13	103	0	0	0	0	0	0	0	82	1.2%
Gruden, John	57	3	14	17	24	48	1	0	1	0	0	0	0	93	3.2%
Black, James	29	6	10	16	-12	10	1	0	1	0	2	0	0	76	7.9%
Dahlman, Toni	50	6	8	14	4	25	0	0	0	0	2	0	1	80	7.5%
Szysky, Chris	42	4	6	10	3	80	2	0	1	0	0	0	0	49	8.2%
Knox, Ryan	18	3	5	8	-1	10	1	0	0	0	0	0	0	30	10.0%
Skarperud, Tim	10	6	1	7	-4	0	2	1	1	0	2	0	1	31	19.4%
Brookbank, Wade	73	1	6	7	2	337	0	0	0	0	0	0	0	44	2.3%
Kelly, Chris	31	3	3	6	0	20	0	1	1	0	0	0	0	45	6.7%
Gove, David	17	2	4	6	2	8	2	0	0	0	0	0	0	21	9.5%
Chaulk, Colin	13	3	1	4	-2	15	0	0	0	2	0	0	0	26	11.5%
Van Drunen, Dave	48	2	2	4	4	56	0	0	0	0	1	0	1	38	5.3%
Richardson, Bryan	12	1	3	4	-2	4	1	0	0	0	0	0	0	25	4.0%
Ciernik, Ivan	2	2	1	3	1	0	1	0	0	0	0	0	0	5	40.0%
Hull, Jody	3	2	1	3	1	2	1	0	1	0	1	0	0	4	50.0%
Afanasenkov, Dmitry	18	1	2	3	2	2	0	0	1	0	0	0	0	34	2.9%
Collins, Rob	5	0	2	2	-2	0	0	0	0	0	0	0	0	8	0.0%
Nelson, Todd	7	0	2	2	0	8	0	0	0	0	0	0	0	7	0.0%
Chouinard, Mathieu	25	0	2	2	0	0	0	0	0	0	0	0	0	1	0.0%
Prusek, Martin	33	0	2	2	0	0	0	0	0	0	0	0	0	0	0.0%
Matzka, Scott	4	1	0	1	1	2	0	0	1	0	0	0	0	6	16.7%
Mason, Wes	6	1	0	1	0	4	1	0	1	0	1	0	0	10	10.0%
Whitcotton, Dustin	8	1	0	1	5	8	0	0	0	0	0	0	1	19	5.3%
Brookbank, Sheldon	6	0	1	1	-3	24	0	0	0	0	0	0	0	6	0.0%
Shockey, Jonathan	6	0	1	1	0	7	0	0	0	0	0	0	0	7	0.0%
Demidov, Ilja	7	0	1	1	-2	8	0	0	0	0	0	0	0	8	0.0%
Plante, Philippe	1	0	0	0	-1	0	0	0	0	0	0	0	0	2	0.0%
Bayrack, Mike	2	0	0	0	0	0	0	0	0	0	0	0	0	0	0.0%
Ruid, J.C.	3	0	0	0	-2	2	0	0	0	0	0	0	0	5	0.0%
Lajeunesse, Simon	26	0	0	0	0	0	0	0	0	0	0	0	0	0	0.0%
Bench	80					30									
Griffins Totals	80	217	352	569		1335	54	13	42	5	44	2	16	2393	9.1%
Opponent Totals	80	178	293	471		1367	51	4	27	5	35	0	10	2027	8.8%

2001-02 SEASON

REGULAR SEASON

Goalie	GP	MIN	GAA	W	L	T	EN	SO	GA	SAVES	SPCT
Prusek, Martin	33	1903:22	1.83	18	8	5	4	4	58	772	0.930
Lajeunesse, Simon	26	1533:38	2.11	13	7	5	0	3	54	588	0.916
Chouinard, Mathieu	25	1403:51	2.48	11	12	1	4	2	58	489	0.894
Griffins Totals	80	4858:01	2.20	42	27	11	8	9	178	1849	0.912
Opponent Totals	80	4858:01	2.68	27	42	11	10	10	217	2176	0.909

REGULAR SEASON

1st PER		2nd PER		Scoring by Period				OVERTIME		TOTALS	
GF	GA	GF	GA	3rd PER				GF	GA	GF	GA
59	56	81	55	75	67			2	0	217	178

1st PER		2nd PER		Shots by Period				OVERTIME		TOTALS	
SF	SA	SF	SA	3rd PER				SF	SA	SF	SA
766	646	847	695	754	668			26	18	2393	2027

Power Play: 54-350 (15.4%) 22nd of 27 in AHL

Penalty Kill: 279-330 (84.5%) 9th of 27 in AHL

PLAYOFFS

Player	GP	G	A	PTS	+/-	PIM	PP	SH	GW	GT	FG	OT	UG	SHT	PCT
Boisvert, Hugo	5	1	3	4	-1	4	0	0	1	0	1	0	0	6	16.7%
Skarperud, Tim	5	2	1	3	0	0	2	0	0	0	0	0	0	17	11.8%
Hymovitz, David	5	1	2	3	2	0	1	0	0	0	0	0	0	10	10.0%
Kwiatkowski, Joel	5	1	2	3	1	12	1	0	1	0	0	0	0	10	10.0%
Langfeld, Josh	5	2	0	2	-2	0	0	0	0	0	0	0	1	8	25.0%
Kelly, Chris	5	1	1	2	0	5	0	0	0	0	0	0	0	8	12.5%
Spezza, Jason	3	1	0	1	1	2	0	0	0	0	0	0	0	3	33.3%
Gruden, John	5	1	0	1	-2	2	0	0	0	0	0	0	0	9	11.1%
Murphy, Joe	5	1	0	1	-1	0	1	0	0	0	0	0	1	6	16.7%
Chaulk, Colin	2	0	1	1	0	2	0	0	0	0	0	0	0	2	0.0%
Brookbank, Wade	3	0	1	1	1	14	0	0	0	0	0	0	0	1	0.0%
Bala, Chris	4	0	1	1	-3	0	0	0	0	0	0	0	0	6	0.0%
Vauclair, Julien	4	0	1	1	-1	4	0	0	0	0	0	0	0	8	0.0%
Richards, Travis	5	0	1	1	-1	2	0	0	0	0	0	0	0	11	0.0%
Szysky, Chris	5	0	1	1	1	14	0	0	0	0	0	0	0	7	0.0%
Ulmer, Jeff	5	0	1	1	-3	11	0	0	0	0	0	0	0	13	0.0%
Knox, Ryan	1	0	0	0	0	2	0	0	0	0	0	0	0	1	0.0%
Whitcotton, Dustin	1	0	0	0	0	0	0	0	0	0	0	0	0	0	0.0%
Lajeunesse, Simon	2	0	0	0	0	0	0	0	0	0	0	0	0	0	0.0%
Martins, Steve	3	0	0	0	-1	0	0	0	0	0	0	0	0	1	0.0%
Dahlman, Toni	4	0	0	0	-1	0	0	0	0	0	0	0	0	6	0.0%
Doig, Jason	5	0	0	0	-4	18	0	0	0	0	0	0	0	7	0.0%
Prusek, Martin	5	0	0	0	0	2	0	0	0	0	0	0	0	0	0.0%
Van Druenen, Dave	5	0	0	0	2	14	0	0	0	0	0	0	0	6	0.0%
Bench	5					0									
Griffins Totals	5	11	16	27		108	5	0	2	0	1	0	2	146	7.5%
Opponent Totals	5	12	17	29		162	4	0	3	0	4	0	2	101	11.9%

PLAYOFFS

Goalie	GP	MIN	GAA	W	L	EN	SO	GA	SAVES	SPCT
Prusek, Martin	5	277:39	2.16	2	3	1	0	10	86	0.896
Lajeunesse, Simon	2	21:16	2.82	0	0	0	0	1	3	0.750
Griffins Totals	5	300:00	2.40	2	3	1	1	12	89	0.881
Opponents Totals	5	300:00	2.20	3	2	1	0	11	135	0.925

PLAYOFFS

1st PER		2nd PER		Scoring by Period				OVERTIME		TOTALS	
GF	GA	GF	GA	3rd PER				GF	GA	GF	GA
1	6	3	2	7	4			0	0	11	12

1st PER		2nd PER		Shots by Period				OVERTIME		TOTALS	
SF	SA	SF	SA	3rd PER				SF	SA	SF	SA
45	39	45	28	56	34			0	0	146	101

Power Play: 5-20 (25.0%) T2nd of 20 in AHL

Penalty Kill: 13-17 (76.5%) 17th of 20 in AHL

2001-02 RESULTS

GAME	DATE	OPP/HOME ATT.	SCORE	RECORD	GAME	DATE	OPP/HOME ATT.	SCORE	RECORD
1	10/5	UTAH (10,834)	0-3 L	0-1-0-0	41	1/12	HOU (9,634)	5-2 W	24-14-3-0
2	10/12	@ Ham	4-1 W	1-1-0-0	42	1/16	MTB (4,811)	0-4 L	24-15-3-0
3	10/13	HER (5,836)	2-0 W	2-1-0-0	43	1/18	CIN (9,020)	3-2 W	25-15-3-0
4	10/16	@ Cle	5-3 W	3-1-0-0	44	1/19	@ Mil	2-2 T	25-15-4-0
5	10/19	CHI (5,130)	1-4 L	3-2-0-0	45	1/20	@ Chi	1-0 W	26-15-4-0
6	10/24	CIN (4,735)	10-5 W	4-2-0-0	46	1/23	@ Her	2-1 W	27-15-4-0
7	10/26	CLE (6,102)	4-1 W	5-2-0-0	47	1/25	@ Nor	7-1 W	28-15-4-0
8	10/31	@ Mil	6-3 W	6-2-0-0	48	1/29	MIL (5,233)	4-0 W	29-15-4-0
9	11/2	UTAH (5,189)	1-3 L	6-3-0-0	49	1/31	@ Hou	3-3 T	29-15-5-0
10	11/3	MTB (6,210)	7-1 W	7-3-0-0	50	2/2	@ Hou	3-1 W	30-15-5-0
11	11/6	@ Utah	3-5 L	7-4-0-0	51	2/3	@ Chi	1-2 L	30-16-5-0
12	11/9	@ Cin	3-2 W	8-4-0-0	52	2/6	UTAH (5,022)	2-3 L	30-17-5-0
13	11/13	CHI (6,841)	3-2 W	9-4-0-0	53	2/8	UTAH (8,573)	1-3 L	30-18-5-0
14	11/16	MIL (5,834)	0-1 L	9-5-0-0	54	2/9	HAM (10,247)	1-0 W	31-18-5-0
15	11/17	MIL (6,848)	4-0 W	10-5-0-0	55	2/10	@ Chi	2-5 L	31-19-5-0
16	11/18	@ Rch	5-1 W	11-5-0-0	56	2/15	HAM (8,117)	2-0 W	32-19-5-0
17	11/21	@ Wil	3-0 W	12-5-0-0	57	2/16	UTAH (9,331)	2-1 W	33-19-5-0
18	11/23	CHI (8,353)	2-1 W	13-5-0-0	58	2/20	HOU (5,029)	0-2 L	33-20-5-0
19	11/24	@ Cin	3-4 L	13-6-0-0	59	2/22	HOU (7,570)	3-3 T	33-20-6-0
20	11/28	CHI (4,861)	1-3 L	13-7-0-0	60	2/23	@ Mil	1-1 T	33-20-7-0
21	11/30	HOU (5,427)	3-1 W	14-7-0-0	61	2/24	UTAH (7,201)	9-1 W	34-20-7-0
22	12/1	HOU (5,713)	6-4 W	15-7-0-0	62	2/27	@ Mtb	2-1 W	35-20-7-0
23	12/5	NOR (4,882)	6-2 W	16-7-0-0	63	3/1	RCH (7,117)	0-1 L	35-21-7-0
24	12/7	CHI (8,536)	5-4 W	17-7-0-0	64	3/2	MIL (8,170)	1-0 W	36-21-7-0
25	12/8	@ Cle	5-7 L	17-8-0-0	65	3/6	@ Hou	0-0 T	36-21-8-0
26	12/9	@ Ham	2-7 L	17-9-0-0	66	3/7	@ Hou	1-2 L	36-22-8-0
27	12/12	@ Utah	2-1 OTW	18-9-0-0	67	3/9	@ Mil	3-3 T	36-22-9-0
28	12/14	@ Utah	2-4 L	18-10-0-0	68	3/13	MTB (5,589)	2-1 W	37-22-9-0
29	12/15	CIN (6,822)	2-2 T	18-10-1-0	69	3/15	@ Mtb	0-5 L	37-23-9-0
30	12/19	@ Mtb	3-2 W	19-10-1-0	70	3/16	@ Utah	1-1 T	37-23-10-0
31	12/21	CHI (6,123)	6-3 W	20-10-1-0	71	3/20	MIL (6,407)	1-1 T	37-23-11-0
32	12/22	CLE (5,714)	1-3 L	20-11-1-0	72	3/22	@ Mil	4-3 OTW	38-23-11-0
33	12/28	@ Cin	0-3 L	20-12-1-0	73	3/23	WIL (9,523)	3-2 W	39-23-11-0
34	12/29	HOU (7,776)	3-3 T	20-12-2-0	74	3/27	@ Rch	0-3 L	39-24-11-0
35	12/31	MIL (8,056)	4-2 W	21-12-2-0	75	3/29	@ Mil	1-3 L	39-25-11-0
36	1/2	@ Chi	3-4 L	21-13-2-0	76	3/30	RCH (10,834)	0-3 L	39-26-11-0
37	1/4	@ Hou	1-3 L	21-14-2-0	77	4/3	@ Utah	1-3 L	39-27-11-0
38	1/6	@ Hou	2-2 T	21-14-3-0	78	4/5	@ Utah	2-1 W	40-27-11-0
39	1/10	@ Chi	7-3 W	22-14-3-0	79	4/6	@ Chi	3-2 W	41-27-11-0
40	1/11	MTB (8,617)	3-1 W	23-14-3-0	80	4/7	@ Mtb	5-2 W	42-27-11-0

Western Quarterfinals - #2 Grand Rapids lost to #7 Chicago, 2-3

P1	4/13	CHI (5,023)	4-1 W	1-0
P2	4/15	CHI (4,418)	1-5 L	1-1
P3	4/17	@ Chi	1-2 L	1-2
P4	4/19	@ Chi	3-0 W	2-2
P5	4/21	CHI (5,165)	2-4 L	2-3

OPENING NIGHT LINEUP

3	Vauclair	D	22	C. Kelly	F
4	Gruden	D	23	Murphy	F
5	W. Brookbank	D	24	Richards	D
9	Kip Miller	F	25	Prusek	G
11	Boisvert	F	26	Bala	F
12	Black	F	29	Doig	D
16	Hymovitz	F	44	Kwiatkowski	D
17	Szysky	F	49	Chouinard	G
19	Schastlivy	F	61	Dahlman	F
20	Ulmer	F			

SEASON FINALE LINEUP

3	Vauclair	D	23	Murphy	F
4	Gruden	D	24	Richards	D
7	Skarperud	F	25	Prusek	G
11	Boisvert	F	26	Bala	F
15	Martins	F	27	Van Drunen	D
16	Hymovitz	F	29	Doig	D
17	Szysky	F	30	Lajeunesse	G
20	Ulmer	F	44	Kwiatkowski	D
21	Langfeld	F	61	Dahlman	F
22	C. Kelly	F	79	Spezza	F

2000-01 SEASON

Regular Season – 1st of 6 in Eastern Conference, 1st of 11 in IHL

Overall: 53-22-7, 113 points

Home: 31-7-3, 65 points

Road: 22-15-4, 48 points

Playoffs – Lost in Eastern Finals

Eastern Semifinals – Defeated #4 Cleveland, 4-0

Eastern Finals – Lost to #2 Orlando, 2-4

**General Manager – Bob McNamara****Head Coach – Bruce Cassidy****Assistant Coach – Danton Cole****Medical Therapist – Rob Snitzer****Equipment Manager – Rob Flahiff****REGULAR SEASON**

Player	GP	G	A	PTS	+/-	PIM	PP	SH	GW	FG	SHT	PCT
King, Derek	76	32	51	83	38	19	10	3	3	4	237	13.5%
Butsayev, Viacheslav	75	33	35	68	38	65	5	3	5	5	238	13.9%
Ciernik, Ivan	66	27	38	65	41	53	5	2	6	3	170	15.9%
Roberts, Dave	72	27	36	63	29	47	7	0	5	5	192	14.1%
White, Todd	64	22	32	54	16	20	6	1	5	3	150	14.7%
Patterson, Ed	70	19	23	42	11	90	5	2	3	4	139	13.7%
Neil, Chris	78	15	21	36	17	354	3	1	2	4	91	16.5%
Miller, Kip	34	16	19	35	14	12	4	2	2	5	82	19.5%
Richards, Travis	75	5	30	35	38	42	2	1	2	2	105	4.8%
Oliver, David	51	14	17	31	5	35	2	0	4	1	110	12.7%
Szysky, Chris	70	15	13	28	6	108	1	1	3	2	86	17.4%
Gorovikov, Konstantin	68	7	19	26	2	48	1	0	1	2	119	5.9%
Schastlivy, Petr	43	10	14	24	-5	10	2	1	1	2	135	7.4%
Kwiatkowski, Joel	77	4	17	21	27	58	0	0	2	0	123	3.3%
Gagnon, Sean	70	4	16	20	17	226	0	1	0	1	109	3.7%
Crowley, Mike	22	4	12	16	9	10	2	1	1	1	56	7.1%
Bouchard, Joel	19	3	9	12	7	8	0	0	1	1	42	7.1%
Aldridge, Keith	36	3	8	11	10	99	0	0	1	0	74	4.1%
Berens, Sean	37	3	8	11	11	26	0	0	0	0	49	6.1%
Gruden, John	34	2	6	8	3	18	0	1	0	0	58	3.4%
Van Druenen, Dave	36	2	5	7	25	24	0	0	0	0	43	4.7%
Demidov, Ilja	54	1	4	5	3	65	0	0	0	0	39	2.6%
Millar, Craig	12	1	2	3	-2	2	0	0	0	0	18	5.6%
Fountain, Mike	52	0	3	3	0	4	0	0	0	0	0	0.0%
MacLean, Cail	16	2	0	2	-3	0	0	0	1	1	18	11.1%
Wood, Derek	6	1	1	2	-1	2	0	0	0	0	4	25.0%
Stewart, Bobby	7	0	2	2	0	0	0	0	0	0	3	0.0%
Harrold, Josh	14	0	2	2	0	4	0	0	0	0	21	0.0%
McSorley, Marty	14	0	2	2	6	36	0	0	0	0	9	0.0%
Hall, Mike	7	1	0	1	-2	0	0	0	0	1	10	10.0%
Emmons, John	9	1	0	1	-3	4	0	0	0	0	11	9.1%
Maurice, Mike	6	0	1	1	2	0	0	0	0	0	4	0.0%
DaCosta, Jeff	1	0	0	0	-1	2	0	0	0	0	0	0.0%
Daigle, Sylvain	1	0	0	0	0	0	0	0	0	0	0	0.0%
Pavlikovsky, Rastislav	1	0	0	0	0	0	0	0	0	0	0	0.0%
Brule, Eric	2	0	0	0	0	0	0	0	0	0	4	0.0%
Hnidy, Shane	2	0	0	0	-1	2	0	0	0	0	6	0.0%
Rivers, Jamie	2	0	0	0	3	2	0	0	0	0	3	0.0%
Tremblay, J.F.	2	0	0	0	1	0	0	0	0	0	0	0.0%
Alban, Chad	3	0	0	0	0	2	0	0	0	0	0	0.0%
Lambert, Judd	3	0	0	0	0	0	0	0	0	0	0	0.0%
Plante, Philippe	3	0	0	0	2	0	0	0	0	0	6	0.0%
Grimes, Kevin	5	0	0	0	1	4	0	0	0	0	1	0.0%
Hocking, Justin	6	0	0	0	-2	12	0	0	0	0	5	0.0%
Blanchard, Sean	10	0	0	0	4	7	0	0	0	0	9	0.0%
Chouinard, Mathieu	28	0	0	0	0	2	0	0	0	0	0	0.0%
Bench	82	5		5		18			5			
Griffins Totals	82	279	446	725		1540	55	20	53	47	2579	10.8%
Opponent Totals	82	196	320	516		1484	53	8	25	34	2267	8.6%

2000-01 SEASON

REGULAR SEASON

Goalie	GP	MIN	GAA	W	L	OTP	EN	SO	GA	SAVES	SPCT
Alban, Chad	3	180:00	1.33	2	1	0	0	1	4	81	0.953
Fountain, Mike	52	3004:39	2.08	34	10	6	1	6	104	1269	0.924
Chouinard, Mathieu	28	1566:43	2.64	17	7	1	1	1	69	637	0.902
Lambert, Judd	3	148:02	3.65	0	3	0	0	0	9	55	0.859
Daigle, Sylvain	1	60:00	5.00	0	1	0	0	0	5	29	0.853
Griffins Totals	82	4978:17	2.36	53	22	7	2	8	196	2071	0.914
Opponent Totals	82	4978:17	3.36	25	48	5	11	1	279	2305	0.894

REGULAR SEASON

1st PER		2nd PER		3rd PER		Scoring by Period OVERTIME		SHOOTOUT		TOTALS	
GF	GA	GF	GA	GF	GA	GF	GA	GF	GA	GF	GA
80	55	90	82	102	52	2	4	5	3	279	196

1st PER		2nd PER		3rd PER		Shots by Period OVERTIME		TOTALS	
SF	SA	SF	SA	SF	SA	SF	SA	SF	SA
880	695	879	805	785	734	35	30	2579	2264

Power Play: 55-300 (18.3%) 2nd of 11 in IHL
Penalty Kill: 299-352 (84.9%) 4th of 11 in IHL

PLAYOFFS

Player	GP	G	A	PTS	+/-	PIM	PP	SH	GW	FG	SHT	PCT
Miller, Kip	10	5	8	13	0	2	1	0	0	3	25	20.0%
Ciernik, Ivan	10	5	6	11	6	26	0	0	1	1	30	16.7%
King, Derek	10	5	5	10	2	4	3	1	1	1	32	15.6%
Oliver, David	10	6	2	8	3	8	0	0	1	0	22	27.3%
Schastlivy, Petr	7	4	4	8	3	0	1	0	0	0	26	15.4%
White, Todd	10	4	4	8	4	10	0	0	3	0	18	22.2%
Butsayev, Viacheslav	10	1	5	6	2	18	0	0	0	0	31	3.2%
Gagnon, Sean	10	2	3	5	7	30	0	1	0	0	10	20.0%
Gruden, John	10	1	4	5	8	8	0	0	0	0	9	11.1%
Patterson, Ed	10	1	4	5	4	17	0	0	0	0	7	14.3%
Richards, Travis	10	0	5	5	-2	8	0	0	0	0	24	0.0%
Neil, Chris	10	2	2	4	2	22	1	0	0	0	9	22.2%
Roberts, Dave	10	1	2	3	2	8	0	0	0	0	17	5.9%
Szysky, Chris	7	0	2	2	2	13	0	0	0	0	9	0.0%
Fountain, Mike	8	0	2	2	0	0	0	0	0	0	0	0.0%
Aldridge, Keith	10	0	2	2	7	8	0	0	0	0	18	0.0%
Kwiatkowski, Joel	10	1	0	1	0	4	0	0	0	1	18	5.6%
Demidov, Ilja	2	0	1	1	4	21	0	0	0	0	0	0.0%
Van Druenen, Dave	10	0	1	1	7	22	0	0	0	0	7	0.0%
Chouinard, Mathieu	3	0	0	0	0	0	0	0	0	0	0	0.0%
Berens, Sean	4	0	0	0	0	0	0	0	0	0	4	0.0%
Bench	10					0						
Griffins Totals	10	38	62	100		229	6	2	6	6	316	12.0%
Opponent Totals	10	26	37	63		198	7	4	4	4	292	8.9%

PLAYOFFS

Goalie	GP	MIN	GAA	W	L	EN	SO	GA	SAVES	SPCT
Chouinard, Mathieu	3	134:46	1.78	1	1	1	0	4	58	0.935
Fountain, Mike	8	521:45	2.41	5	3	0	1	21	208	0.908
Griffins Totals	10	658:18	2.37	6	4	1	1	26	266	0.911
Opponent Totals	10	658:18	3.46	4	6	2	1	38	278	0.880

PLAYOFFS

1st PER		2nd PER		3rd PER		Scoring by Period OVERTIME		TOTALS	
GF	GA	GF	GA	GF	GA	GF	GA	GF	GA
12	8	15	6	11	10	0	2	38	26

1st PER		2nd PER		3rd PER		Shots by Period OVERTIME		TOTALS	
SF	SA	SF	SA	SF	SA	SF	SA	SF	SA
109	86	104	78	78	104	25	24	316	292

Power Play: 6-49 (12.2%) 5th of 8 in IHL
Penalty Kill: 51-58 (87.9%) 3rd of 8 in IHL

2000-01 RESULTS

GAME	DATE	OPP/HOME ATT.	SCORE	RECORD	GAME	DATE	OPP/HOME ATT.	SCORE	RECORD
1	10/6	CLE (10,834)	4-3 SOW	1-0-0	42	1/20	@ Mil	2-3 SOP	31-7-4
2	10/11	@ Cle	5-4 W	2-0-0	43	1/23	KC (6,114)	4-3 SOW	32-7-4
3	10/13	@ Det	5-4 W	3-0-0	44	1/26	UTAH (9,098)	4-1 W	33-7-4
4	10/14	@ Chi	3-1 W	4-0-0	45	1/27	ORL (10,834)	2-3 L	33-8-4
5	10/20	MTB (6,168)	1-3 L	4-1-0	46	2/1	@ Orl	3-2 SOW	34-8-4
6	10/21	ORL (7,614)	1-0 W	5-1-0	47	2/2	@ Orl	1-2 L	34-9-4
7	10/25	@ Mil	1-2 OTP	5-1-1	48	2/4	@ Cle	1-4 L	34-10-4
8	10/27	MIL (6,540)	3-2 W	6-1-1	49	2/6	@ Cin	0-3 L	34-11-4
9	10/28	@ Det	6-2 W	7-1-1	50	2/9	@ Cin	2-4 L	34-12-4
10	11/3	CIN (7,012)	5-1 W	8-1-1	51	2/10	UTAH (10,226)	3-1 W	35-12-4
11	11/4	CIN (7,924)	6-3 W	9-1-1	52	2/11	HOU (8,134)	5-2 W	36-12-4
12	11/10	CLE (7,341)	4-2 W	10-1-1	53	2/14	ORL (6,357)	3-4 SOP	36-12-5
13	11/11	UTAH (8,111)	4-2 W	11-1-1	54	2/16	@ Kc	7-5 W	37-12-5
14	11/17	MTB (8,034)	1-2 SOP	11-1-2	55	2/17	@ Kc	2-1 W	38-12-5
15	11/18	@ Utah	2-3 L	11-2-2	56	2/18	DET (8,102)	1-2 L	38-13-5
16	11/19	@ Mtb	1-3 L	11-3-2	57	2/21	CIN (6,605)	5-0 W	39-13-5
17	11/22	@ Orl	1-2 OTP	11-3-3	58	2/23	MIL (9,428)	3-5 L	39-14-5
18	11/24	CLE (8,018)	3-1 W	12-3-3	59	2/24	HOU (10,634)	5-2 W	40-14-5
19	11/25	CIN (7,822)	3-0 W	13-3-3	60	2/27	HOU (6,123)	5-2 W	41-14-5
20	11/28	@ Mil	3-2 W	14-3-3	61	3/1	@ Hou	2-3 L	41-15-5
21	12/1	@ Mtb	1-3 L	14-4-3	62	3/3	@ Cle	3-5 L	41-16-5
22	12/2	@ Mtb	3-2 W	15-4-3	63	3/4	@ Mil	6-5 W	42-16-5
23	12/7	CIN (6,244)	5-4 OTW	16-4-3	64	3/7	MTB (6,444)	2-3 L	42-17-5
24	12/8	@ Mil	4-0 W	17-4-3	65	3/9	CHI (9,012)	9-3 W	43-17-5
25	12/10	@ Chi	5-2 W	18-4-3	66	3/10	CHI (10,834)	3-4 L	43-18-5
26	12/13	MIL (6,192)	4-2 W	19-4-3	67	3/13	DET (6,101)	4-1 W	44-18-5
27	12/15	@ Cle	5-4 OTW	20-4-3	68	3/15	ORL (6,793)	4-1 W	45-18-5
28	12/16	KC (9,269)	3-4 L	20-5-3	69	3/17	@ Cle	2-4 L	45-19-5
29	12/20	@ Utah	1-2 L	20-6-3	70	3/18	@ Hou	7-3 W	46-19-5
30	12/22	KC (8,464)	5-3 W	21-6-3	71	3/23	@ Orl	1-4 L	46-20-5
31	12/26	CHI (8,270)	6-3 W	22-6-3	72	3/25	@ Det	4-2 W	47-20-5
32	12/27	@ Chi	6-2 W	23-6-3	73	3/28	UTAH (6,991)	2-1 SOW	48-20-5
33	12/28	@ Mil	4-1 W	24-6-3	74	3/29	ORL (7,832)	2-3 OTP	48-20-6
34	12/30	MIL (7,807)	2-1 W	25-6-3	75	3/31	@ Cin	5-2 W	49-20-6
35	12/31	CHI (8,116)	4-1 W	26-6-3	76	4/1	@ Cle	8-0 W	50-20-6
36	1/5	@ Det	5-3 W	27-6-3	77	4/4	@ Utah	3-4 OTP	50-20-7
37	1/10	CIN (6,173)	4-3 W	28-6-3	78	4/6	@ Utah	2-1 W	51-20-7
38	1/12	DET (10,834)	1-0 W	29-6-3	79	4/7	DET (10,834)	6-0 W	52-20-7
39	1/13	@ Chi	2-4 L	29-7-3	80	4/13	@ Det	2-4 L	52-21-7
40	1/17	MTB (6,122)	1-0 SOW	30-7-3	81	4/14	@ Kc	4-2 W	53-21-7
41	1/19	MIL (9,505)	3-1 W	31-7-3	82	4/15	@ Kc	4-5 L	53-22-7

Eastern Semifinals - #1 Grand Rapids defeated #4 Cleveland, 4-0

P1	4/20	CLE (7,144)	5-1 W	1-0
P2	4/21	CLE (7,431)	7-4 W	2-0
P3	4/23	@ Cle	2-1 W	3-0
P4	4/25	@ Cle	3-0 W	4-0

Eastern Finals - #1 Grand Rapids lost to #2 Orlando, 2-4

P5	5/3	ORL (5,012)	3-4 3OTL	0-1
P6	5/5	@ Orl	4-2 W	1-1
P7	5/6	@ Orl	3-5 L	1-2
P8	5/9	ORL (5,426)	3-4 OTL	1-3
P9	5/10	ORL (5,092)	8-3 W	2-3
P10	5/12	@ Orl	0-2 L	2-4

OPENING NIGHT LINEUP

7	King	F	23	Patterson	F
8	Neil	F	24	Richards	D
9	Roberts	F	28	Butsayev	F
11	Szysky	F	32	Ciernik	F
12	White	F	35	Dimaline	G
17	Emmons	F	42	J. Bouchard	D
18	Gorovikov	F	44	Kwiatkowski	D
19	Schastlivy	F	49	Chouinard	G
20	Crowley	D	77	Demidov	D
22	Harrold	D			

SEASON FINALE LINEUP

4	Gruden	D	26	Oliver	F
5	Aldridge	D	27	Van Drunen	D
6	Gagnon	D	28	Butsayev	F
7	King	F	30	Fountain	F
8	Neil	F	32	Ciernik	G
9	Roberts	F	37	Kip Miller	F
12	White	F	44	Kwiatkowski	D
19	Schastlivy	F	49	Chouinard	G
23	Patterson	F	77	Demidov	D
24	Richards	D			

1999-00 SEASON

Regular Season – 1st of 7 in Eastern Conference, 2nd of 13 in IHL

Overall: 51-22-9, 111 points

Home: 26-12-3, 55 points

Road: 25-10-6, 56 points

Playoffs – Lost in Turner Cup Finals

Eastern Semifinals - Defeated #4 Cleveland, 4-2

Eastern Finals - Defeated #3 Cincinnati, 4-1

Turner Cup Finals - Lost to #1 Chicago, 2-4



General Manager – Bob McNamara Head Coach – Guy Charron

Assistant Coaches – Curtis Hunt, Danton Cole, Kelly Miller

Medical Therapist – Rob Snitzer

Equipment Manager – Tim Paris

REGULAR SEASON

Player	GP	G	A	PTS	+/-	PIM	PP	SH	GW	FG	SHT	PCT
Picard, Michel	65	33	35	68	29	50	3	2	4	8	163	20.2%
Butsayev, Viacheslav	68	28	35	63	21	85	4	2	4	2	207	13.5%
Miller, Kevin	63	20	34	54	15	51	7	0	3	3	175	11.4%
King, Derek	52	19	30	49	20	25	7	0	4	2	164	11.6%
Sarault, Yves	62	17	26	43	9	77	1	1	4	4	192	8.9%
Patterson, Ed	74	20	21	41	19	141	6	1	3	4	142	14.1%
Schastlivy, Petr	46	16	12	28	-2	10	3	0	6	3	142	11.3%
Richards, Travis	71	5	23	28	29	47	2	0	0	1	97	5.2%
Emmons, John	64	10	16	26	10	78	1	1	2	2	102	9.8%
Rachunek, Karel	62	6	20	26	18	64	2	0	2	1	92	6.5%
Ciernik, Ivan	66	13	12	25	5	64	4	0	1	3	129	10.1%
Gorovikov, Konstantin	57	9	14	23	15	30	1	1	4	1	78	11.5%
Gruden, John	50	5	17	22	4	24	2	0	1	1	90	5.6%
Neil, Chris	51	9	10	19	9	301	2	0	1	2	55	16.4%
Nelson, Todd	73	2	15	17	36	47	0	0	0	0	78	2.6%
Plante, Philippe	63	3	11	14	17	24	0	0	1	1	88	3.4%
Rumble, Darren	29	3	10	13	3	20	2	0	0	0	37	8.1%
Shafraanov, Konstantin	24	3	8	11	0	15	2	1	1	0	32	9.4%
Karlander, Kory	22	5	5	10	3	31	0	1	0	1	29	17.2%
Szysky, Chris	32	5	4	9	10	44	1	0	0	1	55	9.1%
Petrovicky, Robert	7	5	3	8	-4	4	2	1	0	1	24	20.8%
Miller, Kelly	26	4	4	8	11	8	0	0	0	1	45	8.9%
McBain, Jason	16	1	6	7	5	23	0	0	0	0	37	2.7%
Baseggio, Dave	15	0	7	7	7	6	0	0	0	0	15	0.0%
Van Druenen, Dave	36	0	6	6	6	76	0	0	0	0	37	0.0%
Pavlikovsky, Rastislav	15	0	5	5	-3	24	0	0	0	0	22	0.0%
Maurice, Mike	6	1	2	3	2	5	0	0	0	1	7	14.3%
Kenny, Shane	24	1	1	2	-4	38	0	0	0	0	25	4.0%
Goldmann, Erich	26	1	1	2	-1	15	0	0	0	0	20	5.0%
Kochan, Dieter	2	0	1	1	0	0	0	0	0	0	0	0.0%
Wallace, Buddy	4	0	1	1	3	4	0	0	0	0	4	0.0%
Sryubko, Andrei	28	0	1	1	-2	109	0	0	0	0	22	0.0%
Fountain, Mike	36	0	1	1	0	4	0	0	0	0	0	0.0%
Hurme, Jani	52	0	1	1	0	30	0	0	0	0	0	0.0%
Beaubien, Frederick	1	0	0	0	0	0	0	0	0	0	0	0.0%
Pinfold, Dennis	1	0	0	0	-1	7	0	0	0	0	0	0.0%
Cole, Danton	2	0	0	0	1	0	0	0	0	0	2	0.0%
Metcalfe, Jason	2	0	0	0	1	9	0	0	0	0	1	0.0%
Shevalier, Jeff	2	0	0	0	0	0	0	0	0	0	5	0.0%
Norris, Warren	3	0	0	0	-1	0	0	0	0	0	0	0.0%
Grimes, Kevin	4	0	0	0	-1	13	0	0	0	0	0	0.0%
Bench	82	10		10		22			10			
Griffins Totals	82	254	398	652		1625	52	11	51	43	2413	10.5%
Opponent Totals	82	200	336	536		1607	61	6	31	39	2256	8.9%

REGULAR SEASON

Goalie	GP	MIN	GAA	W	L	SOP	EN	SO	GA	SAVES	SPCT
Kochan, Dieter	2	93:27	0.64	1	0	1	0	0	1	32	0.970
Hurme, Jani	52	2948:21	2.18	29	15	4	2	4	107	1240	0.921
Fountain, Mike	36	1850:43	2.50	21	7	4	3	3	77	780	0.910
Beaubien, Frederick	1	14:45	4.07	0	0	0	0	0	1	4	0.800
Griffins Totals	82	4920:00	2.44	51	22	9	5	7	200	2056	0.911
Opponent Totals	82	4920:00	3.10	31	41	10	11	3	254	2169	0.899

1999-00 SEASON

REGULAR SEASON

1st PER				2nd PER				Scoring by Period 3rd PER				SHOOTOUT		TOTALS	
GF	GA	GF	GA	GF	GA	GF	GA	GF	GA	GF	GA	GF	GA		
74	72	77	70	93	49	10	9	254	200						

1st PER				2nd PER				Shots by Period 3rd PER				TOTALS	
SF	SA	SF	SA	SF	SA	SF	SA	SF	SA	SF	SA	SF	SA
842	776	826	776	745	695	2413	2247						

Power Play: 52-363 (14.3%) 9th of 13 in IHL
Penalty Kill: 314-375 (83.7%) 11th of 13 in IHL

PLAYOFFS

Player	GP	G	A	PTS	+/-	PIM	PP	SH	GW	FG	SHT	PCT
Miller, Kevin	17	11	7	18	1	30	5	0	1	1	46	23.9%
Picard, Michel	17	8	10	18	-4	4	2	0	2	0	60	13.3%
Butsayev, Viacheslav	17	4	12	16	4	24	2	0	0	1	44	9.1%
Schastlivy, Petr	17	8	7	15	9	6	1	0	2	3	58	13.8%
King, Derek	17	7	8	15	-4	8	4	0	0	0	75	9.3%
Sarault, Yves	17	7	4	11	8	32	0	1	2	1	54	13.0%
Richards, Travis	17	1	7	8	2	18	1	0	0	0	29	3.4%
McBain, Jason	15	2	5	7	2	12	0	0	0	1	30	6.7%
Ciernik, Ivan	6	0	6	6	8	2	0	0	0	0	11	0.0%
Baseggio, Dave	15	0	6	6	1	6	0	0	0	0	28	0.0%
Szysky, Chris	15	2	3	5	3	45	0	0	1	0	17	11.8%
Gruden, John	12	1	4	5	0	8	0	0	0	0	14	7.1%
Emmons, John	16	1	4	5	1	28	0	0	1	0	18	5.6%
Rachunek, Karel	9	0	5	5	5	6	0	0	0	0	13	0.0%
Patterson, Ed	5	4	0	4	2	2	2	0	1	0	12	33.3%
Plante, Philippe	14	2	0	2	9	4	0	0	0	0	15	13.3%
Maurice, Mike	3	0	2	2	1	0	0	0	0	0	2	0.0%
Neil, Chris	8	0	2	2	-1	24	0	0	0	0	8	0.0%
Hurme, Jani	17	0	2	2	0	4	0	0	0	0	0	0.0%
Nelson, Todd	17	0	2	2	7	10	0	0	0	0	13	0.0%
Gorovikov, Konstantin	8	1	0	1	3	4	0	0	0	0	11	9.1%
Miller, Kelly	7	0	1	1	-1	2	0	0	0	0	10	0.0%
Fountain, Mike	1	0	0	0	0	0	0	0	0	0	0	0.0%
Van Druenen, Dave	1	0	0	0	-1	2	0	0	0	0	1	0.0%
Sryubko, Andrei	2	0	0	0	1	9	0	0	0	0	2	0.0%
Bench	17					8						
Griffins Totals	17	59	97	156		298	17	1	10	7	571	10.3%
Opponent Totals	17	41	69	110		300	11	4	7	10	498	8.2%

PLAYOFFS

Goalie	GP	MIN	GAA	W	L	EN	SO	GA	SAVES	SPCT
Hurme, Jani	17	1028:02	2.16	10	7	0	1	37	447	0.924
Fountain, Mike	1	20:00	12.00	0	0	0	0	4	10	0.714
Griffins Totals	17	1052:37	2.34	10	7	0	1	41	457	0.918
Opponent Totals	17	1052:37	3.36	7	10	1	2	59	512	0.897

PLAYOFFS

1st PER				2nd PER				Scoring by Period 3rd PER				OVERTIME		TOTALS	
GF	GA	GF	GA	GF	GA	GF	GA	GF	GA	GF	GA	GF	GA		
16	15	19	15	23	9	1	2	59	41						

1st PER				2nd PER				Shots by Period 3rd PER				OVERTIME		TOTALS	
SF	SA	SF	SA	SF	SA	SF	SA	SF	SA	SF	SA	SF	SA		
200	177	204	175	159	127	8	19	571	498						

Power Play: 17-96 (17.7%) 3rd of 10 in IHL
Penalty Kill: 79-90 (87.8%) 4th of 10 in IHL

1999-00 LINEUPS

OPENING NIGHT LINEUP

4	Rumble	D	19	Schastlivy	F
5	Kenny	D	20	Wallace	F
6	Grimes	D	23	Patterson	F
7	Picard	F	24	Richards	D
9	Goldmann	D	25	Shafranov	F
14	Kev. Miller	F	26	Pavlikovsky	F
15	Sarault	F	29	Rachunek	D
16	Cole	F	30	Fountain	G
17	Emmons	F	35	Beaubien	G

SEASON FINALE LINEUP

3	Plante	D	19	Schastlivy	F
5	McBain	D	22	Gruden	D
7	Picard	F	24	Richards	D
8	Neil	F	25	Maurice	F
11	Szysky	F	28	Butsayev	F
12	King	F	29	Rachunek	D
14	Kev. Miller	F	30	Fountain	G
15	Sarault	F	35	Hurme	G
17	Emmons	F	44	T. Nelson	D

1999-00 RESULTS

GAME	DATE	OPP/HOME ATT.	SCORE	RECORD	GAME	DATE	OPP/HOME ATT.	SCORE	RECORD
1	10/1	@ Det	4-1 W	1-0-0	42	1/21	ORL (10,834)	3-6 L	27-12-3
2	10/2	@ Cle	1-6 L	1-1-0	43	1/22	CLE (10,834)	5-4 W	28-12-3
3	10/8	MIL (10,834)	2-1 SOW	2-1-0	44	1/28	@ Kc	1-4 L	28-13-3
4	10/9	@ Mil	1-2 SOP	2-1-1	45	1/29	@ Kc	2-3 SOP	28-13-4
5	10/13	CLE (6,782)	2-6 L	2-2-1	46	2/1	@ Cin	1-0 W	29-13-4
6	10/15	@ Lb	4-5 L	2-3-1	47	2/4	@ Utah	3-4 L	29-14-4
7	10/16	@ Lb	5-3 W	3-3-1	48	2/5	@ Hou	1-2 SOP	29-14-5
8	10/22	DET (8,011)	1-4 L	3-4-1	49	2/6	@ Hou	1-3 L	29-15-5
9	10/23	CIN (7,826)	2-1 W	4-4-1	50	2/9	ORL (7,358)	2-3 L	29-16-5
10	10/28	MTB (6,885)	4-1 W	5-4-1	51	2/11	HOU (9,280)	6-3 W	30-16-5
11	10/29	MTB (7,548)	2-1 W	6-4-1	52	2/12	HOU (10,595)	2-3 SOP	30-16-6
12	10/30	@ Cin	4-3 W	7-4-1	53	2/15	@ Mil	4-3 W	31-16-6
13	11/5	LB (10,015)	1-2 L	7-5-1	54	2/16	UTAH (7,534)	3-1 W	32-16-6
14	11/6	KC (9,193)	4-5 L	7-6-1	55	2/18	@ Mich	0-1 L	32-17-6
15	11/11	KC (7,051)	4-1 W	8-6-1	56	2/20	DET (8,734)	2-1 SOW	33-17-6
16	11/12	MIL (8,422)	5-0 W	9-6-1	57	2/25	MICH (10,834)	0-2 L	33-18-6
17	11/13	@ Mil	6-3 W	10-6-1	58	2/26	@ Mich	5-2 W	34-18-6
18	11/18	MICH (7,315)	7-4 W	11-6-1	59	2/27	CIN (8,010)	6-1 W	35-18-6
19	11/19	@ Mich	2-1 W	12-6-1	60	3/2	KC (7,682)	4-5 L	35-19-6
20	11/20	ORL (10,834)	6-2 W	13-6-1	61	3/3	@ Cle	3-0 W	36-19-6
21	11/23	ORL (7,322)	2-5 L	13-7-1	62	3/4	@ Cle	3-4 SOP	36-19-7
22	11/24	@ Det	3-2 W	14-7-1	63	3/9	CHI (7,596)	1-2 SOP	36-19-8
23	11/27	@ Orl	5-3 W	15-7-1	64	3/10	@ Mich	4-3 SOW	37-19-8
24	11/28	@ Orl	2-3 SOP	15-7-2	65	3/11	CIN (10,834)	5-4 SOW	38-19-8
25	12/3	CLE (8,565)	1-2 L	15-8-2	66	3/16	MICH (7,675)	6-1 W	39-19-8
26	12/4	MIL (10,220)	1-5 L	15-9-2	67	3/17	@ Cin	0-2 L	39-20-8
27	12/8	CLE (7,522)	1-0 W	16-9-2	68	3/18	DET (10,834)	3-4 SOP	39-20-9
28	12/10	@ Mil	1-4 L	16-10-2	69	3/23	DET (7,847)	3-2 SOP	40-20-9
29	12/11	@ Mtb	4-1 W	17-10-2	70	3/24	MIL (9,894)	5-3 W	41-20-9
30	12/12	@ Mtb	2-1 W	18-10-2	71	3/25	@ Mich	3-2 SOW	42-20-9
31	12/18	MIL (10,178)	2-1 W	19-10-2	72	3/29	@ Orl	4-1 W	43-20-9
32	12/22	@ Chi	5-3 W	20-10-2	73	3/30	@ Orl	2-4 L	43-21-9
33	12/23	@ Det	4-1 W	21-10-2	74	3/31	@ Hou	1-0 W	44-21-9
34	12/26	@ Orl	3-5 L	21-11-2	75	4/2	@ Hou	4-3 SOW	45-21-9
35	12/28	@ Orl	3-4 SOP	21-11-3	76	4/5	@ Mich	3-2 SOW	46-21-9
36	12/29	MICH (10,025)	2-1 W	22-11-3	77	4/7	@ Cin	5-2 W	47-21-9
37	1/2	@ Mtb	4-3 SOW	23-11-3	78	4/8	CIN (10,114)	4-3 SOW	48-21-9
38	1/7	@ Chi	3-1 W	24-11-3	79	4/12	MICH (7,427)	5-2 W	49-21-9
39	1/13	CIN (7,506)	4-0 W	25-11-3	80	4/14	CIN (8,710)	2-3 L	49-22-9
40	1/15	ORL (10,834)	4-1 W	26-11-3	81	4/15	@ Cin	5-2 W	50-22-9
41	1/20	MICH (7,725)	5-0 W	27-11-3	82	4/16	DET (8,323)	4-2 W	51-22-9

Eastern Semifinals - #1 Grand Rapids defeated #4 Cleveland, 4-2

P1	4/26	CLE (7,128)	1-2 OTL	0-1
P2	4/27	CLE (7,102)	2-0 W	1-1
P3	4/30	@ Cle	4-3 OTW	2-1
P4	5/2	@ Cle	4-1 W	3-1
P5	5/4	CLE (6,016)	0-2 L	3-2
P6	5/7	@ Cle	5-2 W	4-2

Eastern Finals - #1 Grand Rapids defeated #3 Cincinnati, 4-1

P7	5/12	CIN (5,735)	1-2 L	0-1
P8	5/13	CIN (5,645)	4-3 W	1-1
P9	5/19	@ Cin	10-1 W	2-1
P10	5/20	@ Cin	4-1 W	3-1
P11	5/23	CIN (5,825)	6-1 W	4-1

Turner Cup Finals - #1 Grand Rapids lost to #1 Chicago, 2-4

P12	5/26	@ Chi	3-4 OTL	0-1
P13	5/28	@ Chi	0-4 L	0-2
P14	5/30	CHI (7,010)	5-3 W	1-2
P15	6/1	CHI (10,127)	3-5 L	1-3
P16	6/3	@ Chi	6-4 W	2-3
P17	6/5	CHI (10,156)	1-3 L	2-4

1998-99 SEASON

**Regular Season – 4th of 4 in Northeast Division, 7th of 8 in Eastern Conference,
15th of 16 in IHL**

Overall: 34-40-8, 76 points

Home: 19-18-4, 42 points

Road: 15-22-4, 34 points

Playoffs – Did Not Qualify

General Manager – Bob McNamara

Head Coach – Guy Charron

Assistant Coach – Curtis Hunt

Medical Therapist – Rob Snitzer

Equipment Manager – Tim Paris

REGULAR SEASON

Player	GP	G	A	PTS	+/-	PIM	PP	SH	GW	FG	SHT	PCT
Metropolit, Glen	77	28	53	81	12	92	12	1	6	5	250	11.2%
Petrovicky, Robert	49	26	32	58	15	87	4	2	4	4	166	15.7%
Hlushko, Todd	82	24	26	50	-4	78	7	2	1	2	221	10.9%
Vasilyev, Andrei	59	21	27	48	-16	24	2	2	3	3	128	16.4%
Frederick, Joe	45	23	18	41	-1	98	7	0	2	3	117	19.7%
Brimanis, Aris	66	16	21	37	1	70	6	2	3	1	210	7.6%
Richards, Travis	82	9	23	32	-3	84	4	0	0	2	134	6.7%
Spiridonov, Maxim	41	11	17	28	0	12	3	0	0	1	74	14.9%
Karlander, Kory	44	9	19	28	-3	58	0	4	1	1	72	12.5%
Rumble, Darren	53	6	22	28	3	44	2	2	0	0	115	5.2%
Cole, Danton	72	14	11	25	-3	50	3	2	0	2	130	10.8%
Bicanek, Radim	46	8	17	25	-4	48	4	0	0	0	98	8.2%
Bednar, Jared	74	3	18	21	-11	220	1	0	0	1	94	3.2%
MacLean, Donald	28	6	13	19	-3	8	2	0	0	1	58	10.3%
Royer, Gaetan	52	12	6	18	-12	177	1	2	1	1	86	14.0%
Bjork, Anders	35	8	6	14	-5	17	2	2	1	4	44	18.2%
Peterson, Brent	17	7	5	12	3	14	2	0	1	1	41	17.1%
Elick, Mickey	17	3	6	9	-2	8	0	0	1	0	48	6.3%
Coles, Bruce	15	1	7	8	-1	10	0	0	0	0	22	4.5%
Ashe, Tom	76	1	7	8	9	84	0	0	0	0	62	1.6%
Nedomansky, Vashi	12	3	4	7	-3	6	1	0	0	0	33	9.1%
Shannon, Darrin	10	1	5	6	3	12	0	0	0	0	16	6.3%
Hussey, Marc	13	0	6	6	3	14	0	0	0	0	15	0.0%
Kruppke, Gord	42	0	5	5	-11	93	0	0	0	0	41	0.0%
Picard, Michel	6	2	2	4	1	2	0	0	0	1	26	7.7%
Ramsay, Bruce	47	1	3	4	-3	165	0	0	0	0	18	5.6%
Lojkin, Alexei	10	1	2	3	-6	4	0	0	0	0	26	3.8%
Buckberger, Ashley	11	1	2	3	-1	0	0	0	1	0	8	12.5%
Szysky, Chris	6	1	1	2	-5	10	0	0	1	0	18	5.6%
Leroux, Francois	13	1	1	2	-5	22	1	0	0	0	9	11.1%
Fiebelkorn, Jed	5	0	2	2	-1	5	0	0	0	0	3	0.0%
Kaminsky, Yan	7	0	2	2	-1	0	0	0	0	0	17	0.0%
Kuparinen, Mikko	19	0	2	2	-2	35	0	0	0	0	11	0.0%
Little, Neil	50	0	2	2	0	6	0	0	0	0	0	0.0%
Ruchty, Matt	13	1	0	1	-5	59	0	0	0	0	11	9.1%
Huffman, Kerry	4	0	1	1	2	6	0	0	0	0	10	0.0%
Nolan, Tom	6	0	1	1	-3	2	0	0	0	0	4	0.0%
Weaver, Jason	10	0	1	1	2	28	0	0	0	0	14	0.0%
Gordon, Ian	41	0	1	1	0	0	0	0	0	0	0	0.0%
Kordic, Dan	3	0	0	0	1	0	0	0	0	0	5	0.0%
Sasseville, Francois	3	0	0	0	0	2	0	0	0	0	4	0.0%
Curtin, Luke	4	0	0	0	-2	2	0	0	0	0	6	0.0%
LaFleur, Brian	4	0	0	0	-1	2	0	0	0	0	3	0.0%
Norris, Warren	4	0	0	0	-1	0	0	0	0	0	3	0.0%
Tallaire, Sean	4	0	0	0	-2	0	0	0	0	0	3	0.0%
Smith, Adam	5	0	0	0	-8	12	0	0	0	0	3	0.0%
DeSantis, Mark	7	0	0	0	1	9	0	0	0	0	3	0.0%
Tucker, Travis	10	0	0	0	-4	31	0	0	0	0	4	0.0%
Bench	82	8		8		32			8			
Griffins Totals	82	256	396	652		1842	64	21	34	33	2484	10.3%
Opponent Totals	82	281	471	752		1740	79	13	48	48	2402	11.7%

REGULAR SEASON

Goalie	GP	MIN	GAA	W	L	SOL	EN	SO	GA	SAVES	SPCT
Little, Neil	50	2739:56	3.15	18	21	5	3	3	144	1218	0.894
Gordon, Ian	41	2149:17	3.43	16	19	3	3	2	123	903	0.880
Griffins Totals	82	4920:00	3.43	34	40	8	6	5	281	2121	0.883
Opponent Totals	82	4920:00	3.12	48	26	8	9	2	256	2236	0.900

1998-99 SEASON

REGULAR SEASON

1st PER		2nd PER		Scoring by Period				SHOOTOUT		TOTALS	
GF	GA	GF	GA	GF	GA	GF	GA	GF	GA	GF	GA
80	93	81	86	87	94	8	8			256	281

1st PER		2nd PER		Shots by Period				TOTALS	
SF	SA	SF	SA	SF	SA	SF	SA	SF	SA
839	810	857	809	788	775	2484	2394		

Power Play: 64-437 (14.6%) 15th of 16 in IHL
Penalty Kill: 346-425 (81.4%) 11th of 16 in IHL

1998-99 RESULTS

GAME	DATE	OPP/HOME ATT.	SCORE	RECORD	GAME	DATE	OPP/HOME ATT.	SCORE	RECORD
1	10/9	KC (10,834)	2-0 W	1-0-0	42	1/24	@ Mich	6-4 W	16-19-7
2	10/10	@ Chi	2-3 L	1-1-0	43	1/27	@ Cle	1-5 L	16-20-7
3	10/16	IND (9,052)	5-6 SOL	1-1-1	44	1/29	DET (10,834)	1-3 L	16-21-7
4	10/17	@ Mich	5-2 W	2-1-1	45	1/30	@ Det	1-7 L	16-22-7
5	10/23	LB (9,112)	4-5 L	2-2-1	46	2/4	@ Ori	1-3 L	16-23-7
6	10/24	HOU (9,515)	2-5 L	2-3-1	47	2/6	@ Ori	3-5 L	16-24-7
7	10/27	UTAH (8,794)	4-0 W	3-3-1	48	2/10	KC (9,685)	3-5 L	16-25-7
8	10/29	@ Ori	0-4 L	3-4-1	49	2/12	MIL (10,834)	5-3 W	17-25-7
9	10/30	@ Hou	3-4 SOL	3-4-2	50	2/13	@ Mil	3-5 L	17-26-7
10	11/7	MIL (10,604)	5-0 W	4-4-2	51	2/14	IND (8,869)	5-2 W	18-26-7
11	11/10	IND (9,034)	5-3 W	5-4-2	52	2/17	@ Ftw	4-6 L	18-27-7
12	11/12	ORL (8,812)	2-3 L	5-5-2	53	2/18	ORL (9,545)	3-2 W	19-27-7
13	11/13	@ Mil	2-4 L	5-6-2	54	2/20	FTW (10,834)	3-1 W	20-27-7
14	11/14	MICH (10,614)	2-4 L	5-7-2	55	2/21	MICH (9,512)	4-2 W	21-27-7
15	11/17	@ Ind	1-4 L	5-8-2	56	2/23	ORL (9,498)	6-2 W	22-27-7
16	11/20	DET (10,834)	3-5 L	5-9-2	57	2/24	MTB (9,004)	2-3 SOL	22-27-8
17	11/21	ORL (10,619)	1-3 L	5-10-2	58	2/27	CHI (10,834)	3-2 SOW	23-27-8
18	11/24	@ Lb	3-5 L	5-11-2	59	2/28	MICH (9,703)	2-3 L	23-28-8
19	11/25	@ Lvg	5-4 W	6-11-2	60	3/3	@ Ftw	4-2 W	24-28-8
20	11/27	@ Lvg	5-4 W	7-11-2	61	3/4	CLE (9,457)	1-3 L	24-29-8
21	11/28	@ Ftw	4-3 SOW	8-11-2	62	3/6	LB (10,834)	3-5 L	24-30-8
22	12/4	FTW (10,336)	4-3 SOW	9-11-2	63	3/10	ORL (9,762)	3-2 W	25-30-8
23	12/5	DET (10,834)	2-3 L	9-12-2	64	3/12	@ Mich	3-1 W	26-30-8
24	12/6	@ Mil	1-4 L	9-13-2	65	3/13	@ Ind	2-1 SOW	27-30-8
25	12/10	LVG (9,310)	3-6 L	9-14-2	66	3/19	DET (10,418)	1-3 L	27-31-8
26	12/11	@ Kc	4-5 SOL	9-14-3	67	3/20	@ Mich	3-6 L	27-32-8
27	12/12	@ Kc	4-2 W	10-14-3	68	3/23	@ Mtb	2-5 L	27-33-8
28	12/18	CLE (10,644)	1-2 SOL	10-14-4	69	3/25	ORL (10,021)	0-5 L	27-34-8
29	12/19	@ Cin	3-4 SOL	10-14-5	70	3/26	FTW (10,214)	4-2 W	28-34-8
30	12/22	CIN (9,017)	3-4 SOL	10-14-6	71	3/28	@ Mil	4-2 W	29-34-8
31	12/23	@ Det	2-3 SOL	10-14-7	72	3/30	@ Ind	5-4 W	30-34-8
32	12/26	@ Mich	4-0 W	11-14-7	73	3/31	@ Kc	2-4 L	30-35-8
33	12/29	MTB (10,113)	3-4 L	11-15-7	74	4/2	CHI (9,681)	7-6 SOW	31-35-8
34	12/31	MIL (10,834)	3-5 L	11-16-7	75	4/3	DET (10,210)	5-1 W	32-35-8
35	1/5	@ Kc	3-4 L	11-17-7	76	4/7	@ Chi	2-4 L	32-36-8
36	1/8	@ Ftw	3-5 L	11-18-7	77	4/8	@ Ori	5-7 L	32-37-8
37	1/9	MICH (10,834)	3-2 SOW	12-18-7	78	4/10	@ Ori	1-5 L	32-38-8
38	1/15	@ Det	5-4 SOW	13-18-7	79	4/14	@ Chi	4-7 L	32-39-8
39	1/16	@ Ind	4-2 W	14-18-7	80	4/16	CIN (10,127)	2-3 L	32-40-8
40	1/22	IND (10,834)	6-1 W	15-18-7	81	4/17	CLE (10,042)	7-2 W	33-40-8
41	1/23	@ Mil	3-4 L	15-19-7	82	4/18	@ Det	1-0 SOW	34-40-8

OPENING NIGHT LINEUP

2	Rumble	D	19	Metroplit	F
6	Tucker	D	20	Petrovicky	F
7	Hlushko	F	21	Bednar	D
8	Spiridonov	F	24	Richards	D
10	Royer	F	27	Ashe	D
11	Ruchty	F	28	Huffman	D
15	Coles	F	29	Ramsay	F
16	Cole	F	31	Little	G
18	Bjork	F	35	Gordon	G

SEASON FINALE LINEUP

5	Kuparinen	D	23	Vasilyev	F
7	Hlushko	F	24	Richards	D
9	MacLean	F	25	Elick	D
10	Norris	F	27	Ashe	D
11	Peterson	F	29	Ramsay	F
17	Szysky	F	31	Little	G
18	Karlander	F	33	Frederick	F
19	Metroplit	F	35	Gordon	G
21	Bednar	D	44	Marc Hussey	D

1997-98 SEASON

**Regular Season – 3rd of 4 in Northeast Division, 5th of 9 in Eastern Conference,
11th of 18 in IHL**

Overall: 38-31-13, 89 points

Home: 19-17-5, 43 points

Road: 19-14-8, 46 points

Playoffs – Lost in Eastern Quarterfinals

Eastern Quarterfinals – Lost to #4 Cincinnati, 0-3

General Manager – Bob McNamara**Head Coaches** – Dave Allison, Bob McNamara (assumed duties 3/3/98)**Assistant Coach** – Curtis Hunt**Medical Therapist** – Rob Snitzer**Equipment Manager** – Tim Paris**REGULAR SEASON**

Player	GP	G	A	PTS	+/-	PIM	PP	SH	GW	FG	SHT	PCT
Picard, Michel	58	28	41	69	5	42	6	1	3	9	206	13.6%
Greig, Mark	69	26	36	62	9	103	9	2	0	5	244	10.7%
Metropolit, Glen	79	20	35	55	19	90	5	1	2	4	186	10.8%
Patterson, Ed	81	12	31	43	-3	226	5	2	4	1	148	8.1%
Richards, Travis	81	12	20	32	10	70	6	0	2	3	155	7.7%
Tallaire, Sean	73	13	17	30	-7	65	3	0	5	1	147	8.8%
Bullock, Greg	35	9	19	28	5	58	5	1	1	3	62	14.5%
Nelson, Todd	75	6	21	27	15	36	5	0	2	0	99	6.1%
Huffman, Kerry	73	4	23	27	4	60	2	0	0	0	150	2.7%
Cole, Danton	81	13	13	26	-5	36	4	0	2	3	145	9.0%
Lindberg, Chris	18	8	14	22	7	25	1	0	0	1	47	17.0%
Ruchty, Matt	64	8	14	22	14	259	2	0	4	0	72	11.1%
Sullivan, Brian	54	12	7	19	0	49	3	0	2	1	79	15.2%
Hnidy, Shane	77	6	12	18	2	210	0	0	1	2	93	6.5%
Boivin, Claude	31	12	5	17	10	69	4	0	0	2	68	17.6%
Ashe, Tom	53	5	8	13	6	38	3	0	1	1	63	7.9%
Clancy, Greg	49	9	3	12	-6	26	0	0	1	1	60	15.0%
Ramsay, Bruce	62	5	6	11	6	310	1	0	1	0	33	15.2%
Weaver, Jason	44	4	5	9	-2	56	1	0	0	0	53	7.5%
Trbojevich, Dean	66	2	5	7	0	94	0	0	0	2	44	4.5%
Simon, Darcy	13	1	3	4	7	56	0	0	0	0	17	5.9%
Nedomansky, Vashi	7	3	0	3	-2	4	1	0	1	0	25	12.0%
Cornforth, Mark	8	1	2	3	0	20	0	0	0	0	9	11.1%
Reddick, Pokey	10	0	2	2	0	0	0	0	0	0	0	0.0%
Batyrshin, Ruslan	22	0	2	2	-6	54	0	0	0	0	9	0.0%
Linden, Jamie	2	0	1	1	0	5	0	0	0	0	1	0.0%
Feasby, Scott	4	0	1	1	1	0	0	0	0	0	0	0.0%
Lavigne, Eric	4	0	1	1	0	13	0	0	0	0	6	0.0%
Gordon, Ian	49	0	1	1	0	4	0	0	0	0	0	0.0%
Manning, Blair	2	0	0	0	0	0	0	0	0	0	0	0.0%
McSween, Don	2	0	0	0	-1	4	0	0	0	0	1	0.0%
Reid, Shawn	2	0	0	0	-1	2	0	0	0	0	1	0.0%
Tucker, Travis	2	0	0	0	-2	7	0	0	0	0	4	0.0%
Drevitch, Scott	3	0	0	0	-4	0	0	0	0	0	9	0.0%
Vilneff, Mark	5	0	0	0	1	0	0	0	0	0	0	0.0%
Johnson, Cory	8	0	0	0	-4	4	0	0	0	0	7	0.0%
Lalime, Patrick	31	0	0	0	0	2	0	0	0	0	1	0.0%
Bench	82	6		6		36			6			
Griffins Totals	82	225	348	573		2133	66	7	38	39	2244	10.0%
Opponent Totals	82	242	390	632		2044	96	5	44	42	2498	9.7%

1997-98 SEASON

REGULAR SEASON

Goalie	GP	MIN	GAA	W	L	SOL	EN	SO	GA	SAVES	SPCT
Lalime, Patrick	31	1749:17	2.61	10	10	9	4	2	76	853	0.918
Gordon, Ian	49	2573:21	2.68	23	16	4	1	1	115	1127	0.907
Reddick, Pokey	10	575:14	3.44	5	5	0	0	0	33	276	0.893
Griffins Totals	82	4920:00	2.95	38	31	13	5	2	242	2256	0.903
Opponent Totals	82	4920:00	2.74	44	32	6	5	7	225	2025	0.902

REGULAR SEASON

1st PER		2nd PER		Scoring by Period				SHOOTOUT		TOTALS	
GF	GA	GF	GA	GF	GA	GF	GA	GF	GA	GF	GA
68	77	79	78	72	74	6	13			225	242

1st PER		2nd PER		Shots by Period				TOTALS	
SF	SA	SF	SA	SF	SA	SF	SA	SF	SA
736	824	779	856	729	805	2244	2485		

Power Play: 66-403 (16.7%) 12th of 18 in IHL
Penalty Kill: 389-485 (80.2%) 16th of 18 in IHL

PLAYOFFS

Player	GP	G	A	PTS	+/-	PIM	PP	SH	GW	FG	SHT	PCT
Greig, Mark	3	0	4	4	0	4	0	0	0	0	11	0.0%
Patterson, Ed	3	2	1	3	-2	8	2	0	0	1	6	33.3%
Ruchty, Matt	3	1	2	3	0	20	1	0	0	0	7	14.3%
Cole, Danton	3	1	1	2	-2	0	0	0	0	0	12	8.3%
Metropolit, Glen	3	1	1	2	-1	0	1	0	0	0	12	8.3%
Richards, Travis	3	1	1	2	-2	4	0	0	0	0	4	25.0%
Hnidy, Shane	3	0	2	2	2	23	0	0	0	0	9	0.0%
Ashe, Tom	3	1	0	1	-2	6	0	0	0	0	5	20.0%
Weaver, Jason	2	0	1	1	0	0	0	0	0	0	2	0.0%
Bullock, Greg	3	0	1	1	0	4	0	0	0	0	5	0.0%
Lalime, Patrick	1	0	0	0	0	0	0	0	0	0	0	0.0%
Linden, Jamie	1	0	0	0	0	0	0	0	0	0	0	0.0%
Gordon, Ian	2	0	0	0	0	0	0	0	0	0	0	0.0%
Boivin, Claude	3	0	0	0	-2	8	0	0	0	0	2	0.0%
Cornforth, Mark	3	0	0	0	-1	17	0	0	0	0	2	0.0%
Huffman, Kerry	3	0	0	0	-1	2	0	0	0	0	9	0.0%
Nedomansky, Vashi	3	0	0	0	-1	0	0	0	0	0	8	0.0%
Nelson, Todd	3	0	0	0	0	2	0	0	0	0	7	0.0%
Spiridonov, Maxim	3	0	0	0	0	0	0	0	0	0	2	0.0%
Bench	3					0						
Griffins Totals	3	7	14	21		98	4	0	0	1	103	6.8%
Opponent Totals	3	13	24	37		93	8	1	3	2	99	13.1%

PLAYOFFS

Goalie	GP	MIN	GAA	W	L	EN	SO	GA	SAVES	SPCT
Lalime, Patrick	1	77:15	3.11	0	1	0	0	4	33	0.892
Gordon, Ian	2	118:48	3.54	0	2	2	0	7	53	0.883
Griffins Totals	3	197:15	3.95	0	3	2	0	13	86	0.869
Opponent Totals	3	197:15	2.13	3	0	0	0	7	96	0.932

PLAYOFFS

1st PER		2nd PER		Scoring by Period				OVERTIME		TOTALS	
GF	GA	GF	GA	GF	GA	GF	GA	GF	GA	GF	GA
2	3	3	4	2	5	0	1			7	13

1st PER		2nd PER		Shots by Period				OVERTIME		TOTALS	
SF	SA	SF	SA	SF	SA	SF	SA	SF	SA	SF	SA
38	32	35	32	25	26	5	9			103	99

Power Play: 4-23 (17.4%) 6th of 16 in IHL
Penalty Kill: 16-24 (66.7%) 16th of 16 in IHL

1997-98 RESULTS

GAME	DATE	OPP/HOME ATT.	SCORE	RECORD	GAME	DATE	OPP/HOME ATT.	SCORE	RECORD
1	10/3	MICH (10,834)	5-3 W	1-0-0	42	1/14	@ Lvg	0-2 L	22-17-3
2	10/4	@ Mich	4-5 L	1-1-0	43	1/16	@ Utah	0-3 L	22-18-3
3	10/10	CLE (10,834)	2-3 L	1-2-0	44	1/17	@ Lb	1-6 L	22-19-3
4	10/11	@ Kc	2-1 W	2-2-0	45	1/20	QUE (10,451)	4-2 W	23-19-3
5	10/17	@ Que	1-5 L	2-3-0	46	1/23	IND (10,834)	2-3 L	23-20-3
6	10/18	@ Que	5-2 W	3-3-0	47	1/24	FTW (10,834)	3-2 W	24-20-3
7	10/24	CHI (10,834)	1-2 L	3-4-0	48	1/27	MICH (10,655)	5-3 W	25-20-3
8	10/25	@ Mich	3-2 SOW	4-4-0	49	1/30	CHI (10,834)	7-1 W	26-20-3
9	10/29	@ Chi	4-2 W	5-4-0	50	1/31	@ Mich	1-2 L	26-21-3
10	10/30	IND (10,657)	3-4 L	5-5-0	51	2/1	@ Mil	2-5 L	26-22-3
11	11/1	CIN (10,834)	3-2 SOW	6-5-0	52	2/6	@ Orl	3-7 L	26-23-3
12	11/7	SAN (10,834)	4-3 W	7-5-0	53	2/7	@ Orl	3-4 SOL	26-23-4
13	11/8	SAN (10,834)	4-1 W	8-5-0	54	2/13	@ Mich	7-5 W	27-23-4
14	11/11	@ Orl	4-3 W	9-5-0	55	2/14	FTW (10,834)	6-5 SOW	28-23-4
15	11/13	MIL (10,624)	4-2 W	10-5-0	56	2/15	@ Ftw	3-4 SOL	28-23-5
16	11/14	MTB (10,834)	3-2 W	11-5-0	57	2/17	ORL (10,561)	0-2 L	28-24-5
17	11/18	MTB (9,806)	6-2 W	12-5-0	58	2/20	ORL (10,834)	2-3 SOL	28-24-6
18	11/21	@ Mtb	4-5 L	12-6-0	59	2/24	MICH (10,834)	2-1 W	29-24-6
19	11/23	@ Mtb	4-2 W	13-6-0	60	2/26	IND (10,560)	3-2 W	30-24-6
20	11/25	HOU (10,388)	0-3 L	13-7-0	61	2/27	CIN (10,834)	3-5 L	30-25-6
21	11/27	@ Ftw	3-1 W	14-7-0	62	2/28	@ Ind	5-6 SOL	30-25-7
22	11/28	DET (10,834)	4-2 W	15-7-0	63	3/3	MTB (10,129)	3-4 SOL	30-25-8
23	11/29	@ Det	4-1 W	16-7-0	64	3/6	@ Hou	3-4 SOL	30-25-9
24	12/4	@ Det	1-4 L	16-8-0	65	3/7	@ San	5-4 SOW	31-25-9
25	12/5	ORL (10,834)	3-5 L	16-9-0	66	3/10	IND (10,565)	2-3 L	31-26-9
26	12/6	ORL (10,834)	4-1 W	17-9-0	67	3/12	MICH (10,644)	1-2 SOL	31-26-10
27	12/12	@ Cle	5-2 W	18-9-0	68	3/13	@ Cin	4-3 W	32-26-10
28	12/14	@ Que	0-1 SOL	18-9-1	69	3/14	FTW (10,834)	1-2 L	32-27-10
29	12/16	@ Que	3-2 SOW	19-9-1	70	3/17	CLE (10,206)	2-1 W	33-27-10
30	12/18	@ Cle	2-5 L	19-10-1	71	3/20	CLE (10,834)	2-1 W	34-27-10
31	12/20	LVG (10,834)	2-4 L	19-11-1	72	3/21	CHI (10,834)	2-3 SOL	34-27-11
32	12/22	FTW (10,834)	2-3 SOL	19-11-2	73	3/22	@ Cin	1-8 L	34-28-11
33	12/26	@ Mich	4-3 W	20-11-2	74	3/25	@ Mil	2-3 SOL	34-28-12
34	12/29	FTW (10,834)	0-1 L	20-12-2	75	3/27	KC (10,834)	1-6 L	34-29-12
35	12/31	DET (10,834)	2-3 L	20-13-2	76	3/28	CIN (10,834)	5-3 W	35-29-12
36	1/2	@ Cle	3-2 W	21-13-2	77	4/1	@ Ind	3-2 SOW	36-29-12
37	1/3	@ Cin	2-0 W	22-13-2	78	4/3	@ Kc	2-4 L	36-30-12
38	1/5	@ Det	0-2 L	22-14-2	79	4/4	@ Kc	2-1 W	37-30-12
39	1/6	QUE (10,316)	1-4 L	22-15-2	80	4/8	@ Cle	3-0 W	38-30-12
40	1/9	DET (10,834)	2-4 L	22-16-2	81	4/10	@ Ind	2-3 SOL	38-30-13
41	1/10	@ Mich	3-4 SOL	22-16-3	82	4/11	QUE (10,834)	1-4 L	38-31-13

Eastern Quarterfinals - #5 Grand Rapids lost to #4 Cincinnati, 0-3

P1	4/17	@ Cin	2-4 L	0-1
P2	4/18	@ Cin	2-5 L	0-2
P3	4/22	CIN (8,751)	3-4 OTL	0-3

OPENING NIGHT LINEUP

4	D. Simon	D	20	Reddick	G
5	McSween	D	21	Hnidý	D
7	Picard	F	23	Patterson	F
9	Tallaire	F	24	Richards	D
11	Ruchty	F	25	Weaver	F
12	Sullivan	F	32	Trboyevich	D
16	Cole	F	34	Clancy	F
17	Greig	F	35	Gordon	G
19	Metropolit	F	44	T. Nelson	D

SEASON FINALE LINEUP

9	Spiridonov	F	23	Patterson	F
10	Nedomansky	F	24	Richards	D
11	Ruchty	F	26	Bullock	F
12	Cornforth	D	27	Ashe	D
16	Cole	F	28	Huffman	D
17	Greig	F	32	Linden	F
19	Metropolit	F	35	Gordon	G
20	Boivin	F	40	Lalime	G
21	Hnidý	D	44	T. Nelson	D

1996-97 SEASON

Regular Season – 5th of 5 in Northeast Division, 6th of 9 in Eastern Conference, 10th of 19 in IHL

Overall: 40-30-12, 92 points

Home: 21-13-7, 49 points

Road: 19-17-5, 43 points

Playoffs – Lost in Eastern Quarterfinals

Eastern Quarterfinals – Lost to #3 Orlando, 2-3

General Manager – Bob McNamara

Head Coach – Dave Allison

Assistant Coach – Curtis Hunt

Medical Therapist – Rob Snitzer

Equipment Manager – Tim Paris

REGULAR SEASON

Player	GP	G	A	PTS	+/-	PIM	PP	SH	GW	FG	SHT	PCT
Picard, Michel	82	46	55	101	14	58	12	1	12	8	246	18.7%
Nelson, Jeff	82	34	55	89	8	85	13	0	3	9	208	16.3%
Demitra, Pavol	42	20	30	50	6	24	2	0	1	4	170	11.8%
Adams, Kevyn	82	22	25	47	2	47	4	3	3	4	207	10.6%
Ruchty, Matt	63	14	20	34	8	364	5	0	1	4	85	16.5%
McCann, Sean	76	8	26	34	-2	46	4	0	0	3	147	5.4%
Hankinson, Ben	68	16	13	29	-4	219	5	0	4	3	189	8.5%
Remackel, Chad	70	9	18	27	1	36	3	0	1	3	96	9.4%
McSween, Don	75	7	20	27	17	66	0	0	1	1	93	7.5%
Cole, Danton	35	8	18	26	8	24	1	0	2	2	79	10.1%
Richards, Travis	77	10	13	23	2	83	5	1	0	0	157	6.4%
Nelson, Todd	81	3	18	21	2	32	0	0	1	1	121	2.5%
Jasecko, Stanislav	62	3	15	18	13	48	0	0	0	1	103	2.9%
Linden, Jamie	48	8	8	16	1	138	0	1	0	1	55	14.5%
Simon, Darcy	71	4	12	16	6	327	0	0	0	1	67	6.0%
Dobbin, Brian	29	4	5	9	-5	39	0	0	1	1	34	11.8%
Armstrong, Bill	35	1	8	9	-15	39	0	0	0	0	47	2.1%
Ramsay, Bruce	66	3	5	8	-6	306	0	0	1	0	29	10.3%
Corse, Keli	19	3	4	7	0	2	0	2	1	1	22	13.6%
Gervais, Victor	14	2	4	6	1	16	0	0	0	0	15	13.3%
Vasilevski, Alex	10	1	5	6	-1	43	0	0	1	0	12	8.3%
Hachborn, Len	19	2	2	4	-6	6	2	0	0	0	32	6.3%
Traverse, Patrick	10	2	1	3	-1	10	0	0	0	0	29	6.9%
Allison, Scott	12	2	1	3	3	41	0	0	0	0	19	10.5%
Smith, Darin	14	2	1	3	0	23	0	0	0	0	15	13.3%
Johnson, Cory	12	1	2	3	-1	4	0	1	0	0	15	6.7%
Manning, Blair	8	1	1	2	3	4	0	0	0	0	9	11.1%
Trbojevich, Dean	30	1	1	2	-1	73	0	0	0	0	34	2.9%
Ciprus, Aigars	1	0	1	1	1	0	0	0	0	0	1	0.0%
Maurice, Mike	2	0	1	1	1	0	0	0	0	0	2	0.0%
Yule, Steve	3	0	1	1	-1	9	0	0	0	0	3	0.0%
Hurd, Kelly	4	0	1	1	-2	4	0	0	0	0	1	0.0%
Reddick, Pokey	61	0	1	1	0	19	0	0	0	0	0	0.0%
Blouin, Jean	1	0	0	0	-1	0	0	0	0	0	1	0.0%
Rybovic, Lubomir	1	0	0	0	0	0	0	0	0	0	1	0.0%
Solari, Kelvin	1	0	0	0	-1	2	0	0	0	0	0	0.0%
Fair, Quinn	2	0	0	0	0	0	0	0	0	0	0	0.0%
Muller, Mike	2	0	0	0	-3	4	0	0	0	0	2	0.0%
Frappier, Shawn	3	0	0	0	0	0	0	0	0	0	1	0.0%
Gordon, Ian	5	0	0	0	0	0	0	0	0	0	0	0.0%
Mazzoli, Pat	5	0	0	0	0	0	0	0	0	0	0	0.0%
Lacher, Blaine	11	0	0	0	0	18	0	0	0	0	0	0.0%
Moss, Tyler	15	0	0	0	0	2	0	0	0	0	0	0.0%
Bench	82	7		7		60			7			
Griffins Totals	82	244	391	635		2321	56	9	40	47	2347	10.4%
Opponent Totals	82	246	391	637		2398	65	9	42	34	2452	10.0%

REGULAR SEASON

Goalie	GP	MIN	GAA	W	L	SOL	EN	SO	GA	SAVES	SPCT
Reddick, Pokey	61	3244:50	2.48	30	14	10	4	6	134	1436	0.915
Moss, Tyler	15	715:05	2.94	5	6	1	3	0	35	328	0.904
Gordon, Ian	5	257:06	3.50	2	2	0	0	0	15	125	0.893
Mazzoli, Pat	5	168:39	3.56	2	0	0	0	0	10	88	0.898
Lacher, Blaine	11	510:41	3.76	1	8	1	1	0	32	229	0.877
Griffins Totals	82	4920:00	3.00	40	30	12	8	5	246	2206	0.900
Opponent Totals	82	4920:00	2.98	42	33	7	5	5	244	2110	0.899

1996-97 SEASON

REGULAR SEASON

1st PER		2nd PER		Scoring by Period 3rd PER		SHOOTOUT		TOTALS	
GF	GA	GF	GA	GF	GA	GF	GA	GF	GA
88	65	75	91	74	78	7	12	244	246

1st PER		2nd PER		Shots by Period 3rd PER		TOTALS	
SF	SA	SF	SA	SF	SA	SF	SA
784	831	786	888	777	721	2347	2440

Power Play: 56-379 (14.8%) 17th of 19 in IHL

Penalty Kill: 311-376 (82.7%) 10th of 19 in IHL

PLAYOFFS

Player	GP	G	A	PTS	+/-	PIM	PP	SH	GW	FG	SHT	PCT
Cole, Danton	5	3	1	4	0	2	0	0	1	2	12	25.0%
Hankinson, Ben	5	2	2	4	1	4	1	0	0	0	16	12.5%
Richards, Travis	5	1	3	4	1	2	1	0	0	1	13	7.7%
Nelson, Jeff	5	0	4	4	0	4	0	0	0	0	11	0.0%
Simon, Darcy	5	1	2	3	4	35	0	0	0	0	6	16.7%
Picard, Michel	5	2	0	2	-2	10	0	0	0	0	15	13.3%
Adams, Kevyn	5	1	1	2	-1	4	0	0	0	0	14	7.1%
Linden, Jamie	5	1	1	2	0	4	0	0	0	0	6	16.7%
Nelson, Todd	5	1	0	1	-3	0	1	0	1	0	12	8.3%
Manning, Blair	1	0	1	1	1	0	0	0	0	0	3	0.0%
Traverse, Patrick	2	0	1	1	0	2	0	0	0	0	5	0.0%
McSween, Don	3	0	1	1	-1	8	0	0	0	0	4	0.0%
Reddick, Pokey	5	0	1	1	0	0	0	0	0	0	0	0.0%
Ruchty, Matt	5	0	1	1	1	23	0	0	0	0	6	0.0%
Trbojevich, Dean	5	0	1	1	1	14	0	0	0	0	1	0.0%
Vasilevski, Alex	5	0	1	1	0	19	0	0	0	0	9	0.0%
Gordon, Ian	1	0	0	0	0	0	0	0	0	0	0	0.0%
Remackel, Chad	1	0	0	0	0	0	0	0	0	0	3	0.0%
Allison, Scott	4	0	0	0	-1	21	0	0	0	0	7	0.0%
Ramsay, Bruce	4	0	0	0	0	2	0	0	0	0	1	0.0%
McCann, Sean	5	0	0	0	-1	2	0	0	0	0	13	0.0%
Bench	5					0						
Griffins Totals	5	12	21	33		156	3	0	2	3	157	7.6%
Opponent Totals	5	14	26	40		148	5	0	3	2	155	9.0%

PLAYOFFS

Goalie	GP	MIN	GAA	W	L	EN	SO	GA	SAVES	SPCT
Gordon, Ian	1	0:32	0.00	0	0	0	0	0	0	0.00
Reddick, Pokey	5	335:51	2.32	2	3	1	0	13	141	0.916
Griffins Totals	5	339:25	2.47	2	3	1	0	14	141	0.910
Opponent Totals	5	339:25	2.12	3	2	0	0	12	145	0.924

PLAYOFFS

1st PER		2nd PER		Scoring by Period 3rd PER		OVERTIME		TOTALS	
GF	GA	GF	GA	GF	GA	GF	GA	GF	GA
5	4	4	4	2	6	1	0	12	14

1st PER		2nd PER		Shots by Period 3rd PER		OVERTIME		TOTALS	
SF	SA	SF	SA	SF	SA	SF	SA	SF	SA
52	60	47	39	46	42	12	14	157	155

Power Play: 3-28 (10.7%) 16th of 16 in IHL

Penalty Kill: 23-28 (82.1%) 6th of 16 in IHL

1996-97 RESULTS

GAME	DATE	OPP/HOME ATT.	SCORE	RECORD	GAME	DATE	OPP/HOME ATT.	SCORE	RECORD
1	10/5	@ Ind	1-0 W	1-0-0	42	1/10	UTAH (10,834)	1-0 W	21-16-5
2	10/8	@ Det	6-7 SOL	1-0-1	43	1/11	PHX (10,834)	2-3 SOL	21-16-6
3	10/11	ORL (10,834)	1-3 L	1-1-1	44	1/12	@ Det	3-5 L	21-17-6
4	10/12	CIN (10,834)	3-4 L	1-2-1	45	1/14	@ Chi	7-1 W	22-17-6
5	10/17	@ Hou	2-1 W	2-2-1	46	1/17	@ Mich	3-2 SOW	23-17-6
6	10/19	@ Orl	2-5 L	2-3-1	47	1/18	@ Cin	3-2 SOW	24-17-6
7	10/22	@ San	2-5 L	2-4-1	48	1/22	FTW (10,640)	4-5 L	24-18-6
8	10/24	MICH (10,834)	2-0 W	3-4-1	49	1/24	LB (10,834)	6-1 W	25-18-6
9	10/26	@ Mich	4-2 W	4-4-1	50	1/25	@ Cin	0-3 L	25-19-6
10	10/30	CIN (10,118)	5-4 SOW	5-4-1	51	1/31	CIN (10,834)	5-2 W	26-19-6
11	11/1	CHI (10,834)	4-3 W	6-4-1	52	2/1	CIN (10,834)	2-3 L	26-20-6
12	11/2	SAN (10,834)	0-6 L	6-5-1	53	2/2	@ Cle	2-5 L	26-21-6
13	11/5	@ Que	3-2 SOW	7-5-1	54	2/6	@ Ftw	1-4 L	26-22-6
14	11/7	FTW (10,834)	2-3 L	7-6-1	55	2/8	@ Mich	3-4 SOL	26-22-7
15	11/9	CLE (10,834)	2-3 L	7-7-1	56	2/11	ORL (10,834)	5-1 W	27-22-7
16	11/12	MICH (10,834)	3-4 SOL	7-7-2	57	2/14	DET (10,834)	1-3 L	27-23-7
17	11/15	CLE (10,834)	2-0 W	8-7-2	58	2/21	@ Ftw	4-2 W	28-23-7
18	11/19	@ Que	3-4 L	8-8-2	59	2/22	QUE (10,834)	3-2 W	29-23-7
19	11/22	@ Orl	2-5 L	8-9-2	60	2/23	QUE (10,834)	4-5 L	29-24-7
20	11/23	@ Orl	1-4 L	8-10-2	61	2/27	IND (10,834)	5-2 W	30-24-7
21	11/25	MICH (10,834)	4-1 W	9-10-2	62	3/1	ORL (10,834)	4-3 W	31-24-7
22	11/29	FTW (10,834)	4-3 SOW	10-10-2	63	3/2	QUE (10,834)	3-2 W	32-24-7
23	11/30	@ Ind	2-1 W	11-10-2	64	3/4	@ Utah	1-2 L	32-25-7
24	12/1	@ Cin	3-2 W	12-10-2	65	3/5	@ Phx	3-2 W	33-25-7
25	12/6	MICH (10,834)	5-1 W	13-10-2	66	3/7	@ Cin	3-2 SOW	34-25-7
26	12/7	@ Ftw	4-5 SOL	13-10-3	67	3/8	@ Cin	2-3 SOL	34-25-8
27	12/11	@ Cle	2-5 L	13-11-3	68	3/9	@ Orl	4-6 L	34-26-8
28	12/13	LVG (10,834)	7-4 W	14-11-3	69	3/11	@ Orl	0-4 L	34-27-8
29	12/14	MTB (10,834)	3-2 W	15-11-3	70	3/14	KC (10,834)	2-3 SOL	34-27-9
30	12/17	@ Mil	4-6 L	15-12-3	71	3/15	KC (10,834)	6-3 W	35-27-9
31	12/20	CLE (10,834)	1-2 SOL	15-12-4	72	3/21	@ Que	4-2 W	36-27-9
32	12/21	@ Ind	3-1 W	16-12-4	73	3/23	@ Que	3-1 W	37-27-9
33	12/22	@ Chi	1-3 L	16-13-4	74	3/28	IND (10,834)	0-1 SOL	37-27-10
34	12/26	DET (10,834)	7-0 W	17-13-4	75	3/29	@ Det	2-1 SOW	38-27-10
35	12/27	@ Ftw	8-3 W	18-13-4	76	3/30	@ Det	0-5 L	38-28-10
36	12/30	QUE (10,834)	3-6 L	18-14-4	77	4/1	IND (10,834)	2-3 SOL	38-28-11
37	12/31	CIN (10,834)	4-8 L	18-15-4	78	4/4	CLE (10,834)	3-1 W	39-28-11
38	1/3	IND (10,834)	2-6 L	18-16-4	79	4/5	@ Mich	2-4 L	39-29-11
39	1/4	@ Ind	3-2 W	19-16-4	80	4/11	@ Cle	3-4 SOL	39-29-12
40	1/5	@ Chi	4-3 W	20-16-4	81	4/12	CLE (10,834)	3-5 L	39-30-12
41	1/7	DET (10,834)	2-3 SOL	20-16-5	82	4/13	MICH (10,834)	4-2 W	40-30-12

Eastern Quarterfinals - #6 Grand Rapids lost to #3 Orlando, 2-3

P1	4/17	@ Orl	3-1 W	1-0
P2	4/21	@ Orl	5-4 2OTW	2-1
P3	4/23	ORL (10,137)	1-4 L	2-1
P4	4/26	ORL (10,834)	1-2 L	2-2
P5	4/28	@ Orl	2-3 L	2-3

OPENING NIGHT LINEUP

4	D. Simon	D	16	Gervais	F
5	McSween	D	19	K. Adams	F
7	Picard	D	20	Reddick	G
8	Jasecko	D	21	Hurd	F
9	J. Nelson	F	23	Rybovic	F
10	McCann	D	24	Richards	D
13	Dobbin	F	27	Armstrong	F
14	Darin Smith	F	31	Lacher	G
15	Hachborn	F	44	T. Nelson	D

SEASON FINALE LINEUP

4	D. Simon	D	20	Reddick	G
5	McSween	D	21	Ramsay	F
7	Picard	D	22	Hankinson	F
9	J. Nelson	F	23	Linden	F
10	McCann	D	24	Richards	D
11	Ruchty	F	26	Vasilevski	F
12	Allison	F	27	Trbojevich	D
16	Cole	F	35	Gordon	G
19	K. Adams	F	44	T. Nelson	D

GRIFFINS ALL-TIME ROSTER

Player	Position	Seasons	Regular Season					Playoffs						
			GP	G	A	PTS	+/-	PIM	GP	G	A	PTS	+/-	PIM
Adams, Bryan	LW	2002-03	74	8	17	25	7	37	13	2	0	2	-5	4
Adams, John	D	2005-06	5	0	0	0	0	0						
Adams, Keyvn	C	1996-97	82	22	25	47	2	47	5	1	1	2	-1	4
Afanasev, Dmitry	LW	2001-02	18	1	2	3	2	2						
Alban, Chad	G	2000-01, 02-03	5	0	0	0	0	2						
Aldridge, Keith	D	2000-01	36	3	8	11	10	99	10	0	2	2	7	8
Allison, Scott	LW	1996-97	12	2	1	3	3	41	4	0	0	0	-1	21
Amadio, Greg	D	2004-06	99	0	5	5	10	236	3	0	0	0	-1	0
Angel, Brett	D	2005-06	4	0	0	0	1	5						
Armstrong, Bill	LW	1996-97	35	1	8	9	-15	39						
Ashe, Tom	D	1997-99	129	6	15	21	15	122	3	1	0	1	-2	6
Avery, Sean	C	2002-03	15	6	6	12	2	82						
Ayers, Mike	G	2004-05	1	0	0	0	0	0						
Bala, Chris	LW	2001-02	70	21	16	37	11	9	4	0	1	1	-3	0
Ballantyne, Paul	D	2002-05	39	1	2	3	-2	24						
Barnes, Ryan	LW	2002-05	211	18	27	45	19	493	19	1	1	2	-6	24
Barney, Scott	RW	2006-07	40	4	8	12	-1	26						
Basegott, Dave	D	1999-00	15	0	7	7	7	6	15	0	6	6	1	6
Batyrshin, Ruslan	D	1997-98	22	0	2	2	-6	54						
Baxter, Jim	D	2003-04	2	1	0	1	1	0						
Bayrack, Mike	LW	2001-02	2	0	0	0	0	0						
Beaubien, Frederick	G	1999-00	1	0	0	0	0	0						
Beckett, Jason	D	2006-07	4	1	0	1	1	2						
Bednar, Jared	D	1998-99	74	3	18	21	-11	220						
Berens, Sean	C	2000-01	37	3	8	11	11	26	4	0	0	0	0	0
Berkhoel, Adam	G	2007-08	31	0	0	0	0	2						
Bicanek, Radim	D	1998-99	46	8	17	25	-4	48						
Bilotto, Nic	D	2003-04	4	0	1	1	0	0	1	0	0	0	0	0
Bjork, Anders	C	1998-99	35	8	6	14	-5	17						
Black, James	RW	2001-02	29	6	10	16	-12	10						
Blanchard, Sean	D	2000-01	10	0	0	0	4	7						
Blouin, Jean	RW	1996-97	1	0	0	0	-1	0						
Boileau, Patrick	D	2002-03	23	2	11	13	2	39						
Boisvert, Hugo	C	2001-04	232	38	47	85	12	164	24	6	4	10	-5	22
Boivin, Claude	LW	1997-98	31	12	5	17	10	69	3	0	0	0	-2	8
Bonello, Brad	C	2005-06	8	0	1	1	0	12						
Bonni, Ryan	D	2003-04	54	1	6	7	4	98	4	0	0	0	-4	8
Bootland, Darryl	RW	2002-07	293	72	68	140	24	1164	41	9	10	19	-1	130
Bouchard, Joël	D	2000-01	19	3	9	12	7	8						
Bouchard, Robin	RW	2004-05	4	0	1	1	0	6						
Brimanis, Aris	D	1998-99	66	16	21	37	1	70						
Brisson, David	RW	2003-04	33	3	1	4	-3	2						
Brookbank, Sheldon	D	2001-03	75	2	12	14	8	160	15	1	3	4	0	28
Brookbank, Wade	D	2001-02	73	1	6	7	2	337	3	0	1	1	1	14
Brooks, Brendan	RW	2006-07	51	9	8	17	-7	44						
Brule, Eric	D	2000-01	2	0	0	0	0	0						
Buckberger, Ashley	RW	1998-99	11	1	2	3	-1	0						
Bullock, Greg	C	1997-98	35	9	19	28	5	58	3	0	1	1	0	4
Burke, Gerry	D	2006-07	2	0	0	0	0	0						
Butsayev, Slava	C	1999-01	143	61	70	131	59	150	27	5	17	22	6	42
Cameron, Scott	LW	2005-06	3	0	0	0	-1	2						
Campbell, Ed	D	2002-03	80	0	12	12	12	140	15	0	1	1	-1	22
Campbell, Jeff	LW	2006-07	61	10	21	31	3	2	5	0	0	0	0	2
Chaulk, Colin	C	2001-02	13	3	1	4	-2	15	2	0	1	1	0	2
Chouinard, Mathieu	G	2000-02	53	0	2	2	0	2	3	0	0	0	0	0
Ciernik, Ivan	LW	1999-02	134	42	51	93	47	117	16	5	12	17	14	28
Cipruss, Aigars	C	1996-97	1	0	1	1	1	0						
Clancy, Greg	C	1997-98	49	9	3	12	-6	26						
Clark, Neil	LW	2007-08	14	0	0	0	-3	14						
Cole, Danton	RW/C	1996-00	190	35	42	77	1	110	8	4	2	6	-2	2
Coles, Bruce	LW	1998-99	15	1	7	8	-1	10						
Collins, Rob	C/RW	2001-03	78	11	22	33	10	16	15	3	8	11	4	10
Corazzini, Carl	RW	2007-08	80	24	36	60	-19	14						
Cornforth, Mark	D	1997-98	8	1	2	3	0	20	3	0	0	0	-1	17
Corse, Keli	C	1996-97	19	3	4	7	0	2						
Crowley, Mike	D	2000-01	22	4	12	16	9	10						
Cullen, Mark	C	2007-08	59	16	31	47	-10	61						
Curtin, Luke	LW	1998-99	4	0	0	0	-2	2						
Cyr, Ryan	G	2006-07	1	0	0	0	0	0						
DaCosta, Jeff	D	2000-01	1	0	0	0	-1	2						
Dahlman, Toni	RW	2001-02	50	6	8	14	4	25	4	0	0	0	-1	0
Daigle, Sylvain	G	2000-01	1	0	0	0	0	0						
Demidov, Ilja	D	2000-02	61	1	5	6	1	73	2	0	1	1	4	21
Demitra, Pavol	LW	1996-97	42	20	30	50	6	24						
DeSantis, Mark	D	1998-99	7	0	0	0	1	9						
DiCasimiro, Nate	RW	2005-06	72	16	36	52	27	97	16	3	3	6	1	20
Dobbin, Brian	RW	1996-97	29	4	5	9	-5	39						
Doig, Jason	D	2001-02	57	1	17	18	13	103	5	0	0	0	-4	18
Dolyny, Rustyn	RW	2002-03	1	0	0	0	-1	2						
Drevitch, Scott	D	1997-98	3	0	0	0	-4	0						
Eaton, Mark	D	2004-05	29	3	3	6	2	21						

GRIFFINS ALL-TIME ROSTER

Player	Position	Seasons	Regular Season					Playoffs							
			GP	G	A	PTS	+/-	PIM	GP	G	A	PTS	+/-	PIM	
Edwardson, Derek	C	2004-05	3	0	0	0	0	0							
Eldred, Matt	D	2002-03	2	0	0	0	1	0							
Elick, Mickey	D	1998-99	17	3	6	9	-2	8							
Ellis, Matt	C/LW	2003-07	282	69	84	153	24	187	27	8	4	12	-4	26	0
Emmertson, Cory	LW/C	2006-08	7	0	1	1	0	0	2	0	0	0	0	0	0
Emmons, John	C	1999-01	73	11	16	27	7	82	16	1	4	5	1	28	0
Engelhardt, Brett	RW	2007-08	42	8	8	16	-9	33							
Ericsson, Jonathan	D	2006-08	136	15	48	63	9	185	7	0	0	0	-1	8	0
Fair, Quinn	D	1996-97	2	0	0	0	0	0							
Feasby, Scott	D	1997-98	4	0	1	1	1	0							
Ference, Brad	D	2007-08	32	1	1	2	-5	78							
Fiebelkorn, Jed	RW	1998-99	5	0	2	2	-1	5							
Filppula, Valtteri	C	2005-07	77	22	52	74	25	32	16	7	9	16	-4	4	0
Fojtik, Josef	LW	2007-08	13	0	2	2	-4	12							
Fountain, Mike	G	1999-01	88	0	4	4	0	8	9	0	2	2	0	0	0
Frappier, Shawn	D	1996-97	3	0	0	0	0	0							
Frederick, Joe	RW	1998-99	45	23	18	41	-1	98							
Gagnon, Sean	D	2000-01	70	4	16	20	17	226	10	2	3	5	7	30	0
Galvin, Tom	D	2006-08	116	1	23	24	17	78							
Gelech, Randall	RW	2007-08	70	7	8	15	-9	37							
Gervais, Victor	C	1996-97	14	2	4	6	1	16							
Giroux, Alexandre	C	2001-02	70	11	16	27	5	74							
Goldmann, Erich	D	1999-00	26	1	1	2	-1	15							
Gordon, Ian	G	1996-99	95	0	2	2	0	4	3	0	0	0	0	0	0
Gorovikov, Konstantin	C	1999-01	125	16	33	49	17	78	8	1	0	1	3	4	0
Goulet, Stephane	RW	2006-07	2	0	0	0	0	2							
Gove, David	C	2001-02	17	2	4	6	2	8							
Greenough, Nick	RW	2002-03	18	2	1	3	0	51							
Greig, Mark	RW	1997-98	69	26	36	62	9	103	3	0	4	4	0	4	0
Grigorenko, Igor	RW	2007-08	5	0	0	0	-1	4							
Grimes, Kevin	D	1999-01	9	0	0	0	0	17							
Groulx, Danny	D	2002-05	203	12	31	43	25	235	10	0	1	1	2	7	0
Gruen, John	D	1999-02	141	10	37	47	31	90	27	3	8	11	6	18	0
Hachborn, Len	C	1996-97	19	2	2	4	-6	6							
Hackert, Michael	LW	2005-06	16	0	3	3	1	14							
Hall, Mike	C	2000-01	7	1	0	1	-2	0							
Hankinson, Ben	RW	1996-97	68	16	13	29	-4	219	5	2	2	4	1	4	0
Harrold, Josh	D	2000-01	14	0	2	2	0	4							
Hartigan, Mark	C	2007-08	48	23	19	42	-6	76							
Hartlieb, Ernie	LW	2004-05	44	3	6	9	-4	23							
Hay, Darrell	D	2007-08	4	0	1	1	-3	2							
Helm, Darren	C	2007-08	67	16	15	31	-13	30							
Helmer, Bryan	D	2004-06	160	19	62	81	36	202	16	1	8	9	2	24	0
Henkel, Jim	C	2003-04	15	2	1	3	3	4							
Himelfarb, Eric	C	2003-07	214	46	60	106	-11	181	27	1	3	4	-14	24	0
Hlushko, Todd	LW	1998-99	82	24	26	50	-4	78							
Hnidy, Shane	D	1997-98;00-01	79	6	12	18	1	212	3	0	2	2	2	23	0
Hocking, Justin	D	2000-01	6	0	0	0	-2	12							
Howard, Jimmy	G	2005-08	141	0	6	6	0	51	20	0	0	0	0	8	0
Hudler, Jiri	F	2003-06	185	65	114	179	22	112	20	7	21	28	-2	22	0
Huffman, Kerry	D	1997-99	77	4	24	28	6	66	3	0	0	0	-1	2	0
Hull, Jody	RW	2001-02	3	2	1	3	1	2							
Hurd, Kelly	RW	1996-97	4	0	1	1	-2	4							
Hurme, Jani	G	1999-00	52	0	1	1	0	30	17	0	2	2	0	4	0
Hussey, Marc	D	1998-99	13	0	6	6	3	14							
Hussey, Matt	LW	2006-07	75	15	29	44	1	36	6	1	1	2	2	2	0
Hutchins, Jeff	LW	2004-05	12	1	0	1	1	45							
Hymowitz, David	LW	2001-02	80	15	33	48	16	22	5	1	2	3	2	0	0
Insana, Jon	D	2004-08	125	4	19	23	0	69	5	1	0	1	-2	4	0
Jackson, Jim	D	2006-07	1	0	0	0	0	0							
Jackson, Todd	RW	2004-06	35	0	3	3	-3	12							
Jasecko, Stanislav	D	1996-97	62	3	15	18	13	48							
Johnansson, Jonas	RW	2006-07	12	3	2	5	1	10							
Johnson, Cory	LW	1996-98	20	1	2	3	-5	8							
Jorde, Ryan	D	2005-06	3	0	0	0	-1	2							
Joseph, Curtis	G	2003-04	1	0	0	0	0	0							
Jozsa, Jason	D	2007-08	23	1	5	6	-8	12							
Kaminsky, Yan	LW	1998-99	7	0	2	2	-1	0							
Karlander, Adam	LW/C	1998-00;03-05;07-08	171	25	40	65	2	208	4	0	0	0	-2	0	0
Keefe, Kory	RW	2006-08	48	1	3	4	-2	221							
Keller, Ryan	RW	2005-07	48	10	8	18	-6	40	13	0	0	0	1	0	0
Kelly, Brent	C	2004-05	22	3	4	7	0	4							
Kelly, Chris	C	2001-02	31	3	3	6	0	20	5	1	1	2	0	5	0
Kenny, Shane	D	1999-00	24	1	1	2	-4	38							
Kindl, Jakob	D	2005-08	78	3	15	18	-35	84	7	0	2	2	1	0	0
King, Derek	LW	1999-01;02-04	264	73	130	203	71	83	46	16	25	41	3	18	0
Kinley, Cleve	D	2006-08	11	0	2	2	-2	4							
Knox, Ryan	D	2001-03	27	5	6	11	-1	14	1	0	0	0	0	2	0
Kochan, Dieter	G	1999-00	2	0	1	1	0	0							
Kolanos, Krys	C	2006-07	17	6	6	12	4	8							
Koopmans, Logan	G	2005-06	1	0	0	0	0	0							

GRIFFINS ALL-TIME ROSTER

Player	Position	Seasons	Regular Season					Playoffs						
			GP	G	A	PTS	+/-	PIM	GP	G	A	PTS	+/-	PIM
Kopecky, Tomas	LW/RW	2002-06	243	63	75	138	40	218	31	3	4	7	-7	33
Kordic, Dan	D	1998-99	3	0	0	0	1	0						
Kronwall, Niklas	D	2003-06	102	15	51	66	11	73						
Kruppke, Gord	D	1998-99	42	0	5	5	-11	93						
Kuparinen, Mikko	D	1998-99	19	0	2	2	-2	35						
Kwiatkowski, Joel	D	2000-02	142	12	38	50	48	152	15	2	2	4	1	16
Lacher, Blaine	G	1996-97	11	0	0	0	0	18						
LaFleur, Brian	D	1998-99	4	0	0	0	-1	2						
Lajeunesse, Simon	G	2001-02	26	0	0	0	0	0	2	0	0	0	0	0
Lalime, Patrick	G	1997-98	31	0	0	0	0	2	1	0	0	0	0	0
Lambert, Judd	G	2000-01	3	0	0	0	0	0						
Lamothe, Marc	G	2002-04	103	0	3	3	0	8	19	0	0	0	0	6
Langfeld, Josh	RW	2001-02:06-07	106	34	35	69	0	73	5	2	0	2	-2	0
Lavigne, Eric	D	1997-98	4	0	1	1	0	13						
Lebda, Brett	D	2003-06	111	6	25	31	11	76	15	1	4	5	-12	10
Legace, Manny	G	2005-06	1	0	1	1	0	0						
Legault, Jay	RW	2004-05	2	0	0	0	-1	0						
Lemieux, Francis	RW	2007-08	26	6	5	11	0	28						
Leroux, Francois	LW	1998-99	13	1	1	2	-5	22						
Lindberg, Chris	LW	1997-98	18	8	14	22	7	25						
Linden, Jamie	RW	1996-98	50	8	9	17	1	143	6	1	1	2	0	4
Little, Neil	G	1998-99	50	0	2	2	0	6						
Liv, Stefan	G	2006-07	35	0	0	0	0	6						
Lojkin, Alexei	LW	1998-99	10	1	2	3	-6	4						
Luciuk, Andrew	C	2002-03	2	1	0	1	1	4						
Lundbohm, Bryan	C	2004-05	3	0	0	0	-2	0						
MacDonald, Joey	G	2002-07	164	0	8	8	0	28	2	0	0	0	0	2
MacIntyre, Drew	G	2004-06	37	0	0	0	0	0	5	0	0	0	0	0
MacLean, Cail	RW	2000-01	16	2	0	2	-3	0						
MacLean, Donald	LW/C	1998-99:05-06	104	62	45	107	15	71	14	6	2	8	-1	8
Manlow, Eric	C	2004-06	141	46	68	114	1	68	16	3	3	6	1	12
Manning, Blair	C	1996-98	10	1	1	2	3	4	1	0	1	1	1	0
Martens, Nick	D	2005-06	67	4	12	16	8	54	7	0	1	1	1	2
Martins, Steve	C	2001-02	51	10	21	31	4	66	3	0	0	0	-1	0
Mason, Wes	LW	2001-02	6	1	0	1	0	4						
Matzka, Scott	C	2001-02	4	1	0	1	1	2						
Maurice, Mike	C	1996-97:99-01	14	1	4	5	5	5	3	0	2	2	1	0
Mazzoli, Pat	G	1996-97	5	0	0	0	0	0						
McBain, Jason	D	1999-00	16	1	6	7	5	23	15	2	5	7	2	12
McCann, Sean	D	1996-97	76	8	26	34	-2	46	5	0	0	0	-1	2
McCarthy, Jeremiah	D	2002-03	11	0	1	1	-2	2	12	0	1	1	-1	6
McCarty, Darren	RW	2007-08	13	5	5	10	-1	21						
McDonnell, Kent	RW	2005-06	77	21	37	58	-11	171	16	5	4	9	2	20
McGrath, Evan	C	2006-08	137	24	25	49	-8	67	7	0	0	0	2	0
McSorley, Marty	D	2000-01	14	0	2	2	6	36						
McSweeney, Don	D	1996-98	77	7	20	27	16	70	3	0	1	1	-1	8
Meech, Derek	D	2004-08	230	17	48	65	-6	165	23	0	3	3	5	8
Metcalfe, Jason	D	1999-00	2	0	0	0	1	9						
Metropolit, Glen	D	1997-99	156	48	88	136	31	182	3	1	1	2	-1	0
Miller, Craig	D	2000-01	12	1	2	3	-2	2						
Miller, Kelly	LW	1999-00	26	4	4	8	11	8	7	0	1	1	-1	2
Miller, Kevin	C/RW	1999-00:03-04	137	47	55	102	15	73	21	14	7	21	-3	35
Miller, Kip	C	2000-02:04-05:06-07	203	75	133	208	19	104	17	5	13	18	-3	14
Moss, Tyler	G	1996-97	15	0	0	0	0	2						
Mowers, Mark	C/RW	2002-04	94	42	53	95	31	51	15	3	4	7	-1	4
Moyer, Russ	D	2007-08	2	0	0	0	-2	0						
Mueller, Chris	F	2007-08	2	0	0	0	2	0						
Muller, Mike	D	1996-97	2	0	0	0	-3	4						
Murphy, Joe	RW	2001-02	57	8	14	22	5	24	5	1	0	1	-1	0
Mursak, Jan	LW	2006-07							7	0	2	2	3	2
Myrvold, Anders	D	2003-04	71	0	21	21	3	94	4	0	1	1	-5	2
Naumenko, Nick	D	2006-07	6	0	3	3	-2	8						
Nedomansky, Vashi	RW	1997-99	19	6	4	10	-5	10	3	0	0	0	-1	0
Neil, Chris	RW	1999-01	129	24	31	55	26	655	18	2	4	6	1	46
Nelson, Jeff	C	1996-97:03-04:05-06	148	49	87	136	24	134	9	1	4	5	-3	8
Nelson, Todd	D	1996-98:99-00:01-02	236	11	56	67	53	123	25	1	2	3	4	12
Nolan, Tom	C	1998-99	6	0	1	1	3	2						
Norris, Warren	C	1998-00	7	0	0	0	-2	0						
Norton, Brad	D	2006-07	43	1	4	5	0	102	7	1	2	3	5	24
Novotney, Landon	LW	2007-08	2	0	0	0	0	0						
O'Leary, Mark	LW	2007-08	16	3	1	4	-3	29						
Oliver, David	RW	2000-01	51	14	17	31	5	35	10	6	2	8	3	8
Osgood, Chris	G	2005-06	3	0	0	0	0	2						
Oulahen, Ryan	LW	2005-08	229	34	42	76	-7	109	23	0	2	2	2	6
Panzer, Jeff	C	2004-05	20	6	3	9	4	11						
Parillo, Nick	F	2002-03:04-05	5	1	0	1	0	9						
Parse, Scott	F	2006-07	10	2	5	7	-2	6	7	1	0	1	0	8
Patterson, Ed	RW	1997-98:99-01	225	51	75	126	27	457	18	7	5	12	4	27
Pavlikovsky, Rastislav	LW	1999-01	16	0	5	5	-3	24						
Peterson, Brent	LW	1998-99	17	7	5	12	3	14						
Petrovicky, Robert	C	1998-00	56	31	35	66	11	91						

GRIFINS ALL-TIME ROSTER

Player	Position	Seasons	Regular Season							Playoffs				
			GP	G	A	PTS	+/-	PIM	GP	G	A	PTS	+/-	PIM
Picard, Michel	LW	1996-00:02-04	364	158	222	380	59	221	41	13	11	24	-11	24
Pinfold, Dennis	D	1999-00	1	0	0	0	-1	7						
Plante, Philippe	D	1999-03:06-07	125	14	24	38	41	62	29	2	2	4	6	14
Prusek, Martin	G	2001-02	33	0	2	2	0	0	5	0	0	0	0	2
Quincey, Kyle	D	2005-08	201	16	59	75	2	382	18	0	1	1	-8	27
Rachunek, Karel	D	1999-00	62	6	20	26	18	64	9	0	5	5	5	6
Radunske, Brock	LW	2006-07	20	2	0	2	-3	12						
Ramsay, Bruce	LW	1996-99	175	9	14	23	-3	781	4	0	0	0	0	2
Reddick, Pokey	G	1996-98	71	0	3	3	0	19	5	0	1	1	0	0
Redenbach, Tyler	C	2007-08	28	3	7	10	-4	10						
Reid, Shawn	D	1997-98	2	0	0	0	-1	2						
Remackel, Chad	LW	1996-97	70	9	18	27	1	36	1	0	0	0	0	0
Rennette, Tyler	C	2003-04	2	0	0	0	-2	0						
Richards, Travis	D	1996-06	655	56	182	238	131	502	59	4	21	25	-5	42
Richardson, Bryan	C	2001-02	12	1	3	4	-2	4						
Ritola, Mattias	LW	2007-08	72	7	15	22	10	62						
Rivers, Jamie	D	2000-01:03-04	4	0	0	0	2	6						
Roberts, Dave	LW	2000-01	72	27	36	63	29	47	10	1	2	3	2	8
Robinson, Nathan	LW/C	2002-05	172	35	56	91	6	75	11	0	3	3	2	2
Robinson, Todd	C	2004-05	40	7	19	26	5	6						
Roest, Stacy	C	2002-03	70	24	48	72	18	28	15	10	6	16	6	8
Royer, Gaetan	RW	1998-99	52	12	6	18	-12	177						
Ruchty, Matt	LW	1996-99	140	23	34	57	17	682	8	1	3	4	1	43
Rudkowsky, Cody	G	2007-08	2	0	0	0	0	0						
Ruid, J.C.	LW	2001-02	3	0	0	0	-2	2						
Rumble, Darren	D	1998-00	82	9	32	41	6	64						
Rybovic, Lubomir	LW	1996-97	1	0	0	0	0	0						
Ryno, Johan	LW	2007-08	12	3	4	7	3	8						
Sarault, Yves	LW	1999-00	62	17	26	43	9	77	17	7	4	11	8	32
Sasseville, Francois	C	1998-99	3	0	0	0	0	2						
Schastlivy, Petr	LW	1999-02	120	48	39	87	7	30	24	12	11	23	12	6
Schneekloth, Aaron	D	2002-04	58	1	7	8	4	14						
Shaftranov, Konstantin	RW	1999-00	24	3	8	11	0	15						
Shannon, Darrin	LW	1998-99	10	1	5	6	3	12						
Shevalier, Jeff	LW	1999-00	2	0	0	0	0	0						
Shockey, Jonathan	D	2001-02	6	0	1	1	0	7						
Simon, Ben	LW	2006-07	21	4	5	9	1	28	7	0	0	0	-2	9
Simon, Darcy	D	1996-98	84	5	15	20	13	383	5	1	2	3	4	35
Skarperud, Tim	RW	2001-04	96	20	19	39	7	33	11	2	2	4	-2	0
Sloan, Blake	RW	2003-05	85	19	13	32	1	72						
Smith, Adam	D	1998-99	5	0	0	0	-8	12						
Smith, Dan	D	2006-07	80	1	10	11	13	97	7	0	1	1	-1	8
Smith, Darin	LW	1996-97	14	2	1	3	0	23						
Solari, Kelvin	LW	1996-97	1	0	0	0	-1	2						
Spezza, Jason	C	2001-02	0	0	0	0	0	0	3	1	0	1	1	2
Spiridonov, Maxim	RW	1997-99	41	11	17	28	0	12	3	0	0	0	0	0
Sryubko, Andrei	D	1999-00	28	0	1	1	-2	109	2	0	0	0	1	9
Stafford, Garrett	D	2007-08	69	11	33	44	-4	36						
Stewart, Bobby	C	2000-01	7	0	2	2	0	0						
Sullivan, Brian	RW	1997-98	54	12	7	19	0	49						
Syvret, Danny	D	2006-07	57	4	16	20	-5	16						
Szysky, Chris	RW	1998-02	150	25	24	49	14	242	27	2	6	8	6	72
Tailaire, Sean	RW	1997-99	77	13	17	30	-9	65						
Tardif, Jamie	RW	2006-08	107	26	23	49	-1	108	2	0	0	0	0	0
Torquato, Zack	C	2007-08	11	1	0	1	0	8						
Traverse, Patrick	D	1996-97	10	2	1	3	-1	10	2	0	1	1	0	2
Trbojevic, Dean	D	1996-98	96	3	6	9	-1	167	5	0	1	1	1	14
Tremblay, J.F.	D	2000-01	2	0	0	0	1	0						
Tucker, Travis	D	1997-99	12	0	0	0	-6	38						
Turple, Dan	G	2007-08	1	0	0	0	0	0						
Ulmer, Jeff	RW	2001-02	73	9	17	26	3	65	5	0	1	1	-3	11
Vandermeer, Peter	LW	2004-05	73	4	13	17	4	310						
Van Druenen, Dave	D	1999-04	280	9	30	39	70	366	35	0	2	2	5	58
Vasilevski, Alex	RW	1996-97	10	1	5	6	-1	43	5	0	1	1	0	19
Vasiliyev, Andrei	LW	1998-99	59	21	27	48	-16	24						
Vauclair, Julien	D	2001-02	71	5	14	19	1	18	4	0	1	1	-1	4
Vicari, Dominic	G	2006-07	1	0	0	0	0	0						
Vilneff, Mark	D	1997-98	5	0	0	0	1	0						
Virtue, Terry	D	2005-06	12	1	1	2	2	33	16	0	8	8	-1	42
Voce, Tony	LW	2006-07	25	4	6	10	1	37	7	3	2	5	3	6
Wallace, Buddy	C	1999-00	4	0	1	1	3	4						
Walsh, Mike	LW	2006-08	14	1	0	1	-6	2						
Watt, Mike	LW	2006-07	1	0	0	0	0	0						
Weaver, Jason	LW	1997-99	54	4	6	10	0	84	2	0	1	1	0	0
White, Todd	C	2000-01	64	22	32	54	16	20	10	4	4	8	4	10
Whitecotton, Dustin	C	2001-03	10	1	0	1	5	10	1	0	0	0	0	0
Williams, Jason	C	2002-03	45	23	22	45	5	18	15	1	7	8	-6	16
Wilson, Clay	D	2005-06	60	10	27	37	17	40	16	0	3	3	3	8
Wood, Derek	C	2000-01	6	1	1	2	-1	2						
Yule, Steve	D	1996-97	3	0	1	1	-1	9						

GRIFFINS ALL-TIME GOALTENDER ROSTER

Goalie	Seasons	GP	REGULAR SEASON										SAVES	SPCT
			MIN	GAA	W	L	T/SOL	EN	SO	GA				
Alban, Chad	2000-01/02-03	5	257:05	1.63	3	1	0	0	0	1	7	106	0.938	
Ayers, Mike	2004-05	1	19:57	6.02	0	0	0	0	0	0	1	6	0.750	
Beaubien, Frederick	1999-00	1	14:45	4.07	0	0	0	0	0	0	1	4	0.800	
Berkhoel, Adam	2007-08	31	1697:07	2.93	10	14	4	3	1	83	657	0.888		
Chouinard, Mathieu	2000-02	53	2970:34	2.57	28	19	2	5	3	127	1126	0.899		
Cyr, Ryan	2006-07	1	36:48	1.63	0	0	0	0	0	0	1	13	0.929	
Daigle, Sylvain	2000-01	1	60:00	5.00	0	1	0	0	0	0	5	29	0.853	
Fountain, Mike	1999-01	88	4855:22	2.24	55	17	10	4	9	181	2049	0.919		
Gordon, Ian	1996-99	95	4979:44	3.05	41	37	7	4	3	253	2155	0.895		
Howard, Jimmy	2005-08	141	8014:52	2.72	69	55	7	10	10	363	3634	0.909		
Hurme, Jani	1999-00	52	2948:21	2.18	29	15	4	2	4	107	1240	0.921		
Joseph, Curtis	2003-04	1	60:00	1.00	1	0	0	0	0	1	20	0.952		
Kochan, Dieter	1999-00	2	93:27	0.64	1	0	1	0	0	1	32	0.970		
Koopmans, Logan	2005-06	1	39:46	7.54	0	1	0	0	0	5	13	0.722		
Lacher, Blaine	1996-97	11	510:41	3.76	1	8	1	1	0	32	229	0.877		
Lajeunesse, Simon	2001-02	26	1533:38	2.11	13	7	5	0	3	54	588	0.916		
Lalime, Patrick	1997-98	31	1749:17	2.61	10	10	9	4	2	76	853	0.918		
Lambert, Judd	2000-01	3	148:02	3.65	0	3	0	0	0	9	55	0.859		
Lamothe, Marc	2002-04	103	5972:42	2.10	54	34	13	3	10	209	2530	0.924		
Legace, Manny	2005-06	1	60:00	2.00	1	0	0	0	0	2	20	0.909		
Little, Neil	1998-99	50	2739:56	3.15	18	21	5	3	3	144	1218	0.894		
Liv, Stefan	2006-07	34	1893:08	3.01	15	15	2	3	2	95	812	0.895		
MacDonald, Joey	2002-07	164	9208:13	2.37	88	57	7	14	16	363	4251	0.920		
MacIntyre, Drew	2004-06	37	1729:10	2.78	15	12	0	4	1	80	718	0.900		
Mazzoli, Pat	1996-97	5	168:39	3.56	2	0	0	0	0	10	88	0.898		
Moss, Tyler	1996-97	15	715:05	2.94	5	6	1	3	0	35	328	0.904		
Osgood, Chris	2005-06	3	179:44	3.34	2	1	0	1	0	10	75	0.882		
Prusek, Martin	2001-02	33	1903:22	1.83	18	8	5	4	4	58	772	0.930		
Reddick, Pokey	1996-98	71	3820:04	2.62	35	19	10	4	6	167	1712	0.911		
Rudkowsky, Cody	2007-08	2	14:17	8.40	0	1	0	0	0	2	9	0.818		
Turple, Dan	2007-08	1	20:00	3.00	0	0	0	0	0	1	6	0.857		
Vicari, Dominic	2006-07	1	23:04	10.40	0	1	0	0	0	4	3	0.429		

Goalie	Seasons	GP	MIN	PLAYOFFS				EN	SO	GA	SAVES	SPCT
				GAA	W	L	T					
Chouinard, Mathieu	2000-02	3	134:46	1.78	1	1	1	1	0	4	58	0.935
Fountain, Mike	1999-01	9	541:45	2.77	5	3	0	1	25	218	0.897	
Gordon, Ian	1996-99	3	119:20	3.52	0	2	2	0	7	53	0.883	
Howard, Jimmy	2005-07	20	1196:47	2.91	8	11	2	0	58	517	0.899	
Hurme, Jani	1999-00	17	1028:02	2.16	10	7	0	1	37	447	0.924	
Lajeunesse, Simon	2001-02	2	21:16	2.82	0	0	0	0	1	3	0.750	
Lalime, Patrick	1997-98	1	77:15	3.11	0	1	0	0	4	33	0.892	
Lamothe, Marc	2002-04	19	1144:50	2.15	10	8	1	1	41	511	0.926	
MacDonald, Joey	2002-06	2	47:19	6.34	0	1	0	0	5	22	0.815	
MacIntyre, Drew	2004-06	5	259:41	1.62	3	1	1	0	7	110	0.940	
Prusek, Martin	2001-02	5	277:39	2.16	2	3	1	0	10	86	0.896	
Reddick, Pokey	1996-98	5	335:51	2.32	2	3	1	0	13	141	0.916	

GRIFFINS COACHING HISTORY

Season	Head Coach	Assistant Coaches	Regular Season										Playoffs			
			GP	W	L	T	OTL	SOL	PTS	PCT	GP	W	L	PCT		
1996-97	Dave Allison	Curtis Hunt	82	40	30				12	92	0.561	5	2	3	0.400	
1997-98	Dave Allison	Curtis Hunt	62	30	25				7	67	0.540					
	Bob McNamara	Curtis Hunt, Jeff Pyle	20	8	6				6	22	0.550	3	0	3	0.000	
1998-99	Guy Charron	Curtis Hunt	82	34	40				8	76	0.463					
1999-00	Guy Charron	Curtis Hunt, Danton Cole, Kelly Miller	82	51	22				9	111	0.677	17	10	7	0.588	
2000-01*	Bruce Cassidy	Danton Cole	82	53	22			4	3	113	0.689	10	6	4	0.600	
2001-02	Bruce Cassidy	Gene Reilly	80	42	27	11	0		9	95	0.594	5	2	3	0.400	
2002-03	Danton Cole	Todd Nelson, Derek King	80	48	22	8	2		2	106	0.663	15	10	5	0.667	
2003-04	Danton Cole	Greg Ireland, Derek King	80	44	28	8	0		1	96	0.600	4	0	4	0.000	
2004-05**	Danton Cole	Greg Ireland	48	24	22			1	1	50	0.521					
	Greg Ireland	Chris Cichocki	32	17	13			1	1	36	0.563					
2005-06	Greg Ireland	Jim Paek	80	55	20			1	4	115	0.719	16	8	8	0.500	
2006-07	Greg Ireland	Jim Paek	80	37	32			6	5	85	0.531	7	3	4	0.429	
2007-08	Mike Stothers	Jim Paek	80	31	41			2	6	70	0.438					

*In 2000-01, the IHL adopted overtime. Overtime losses and shootout losses were combined in a three-column standings format. **In 2004-05, the AHL adopted the shootout, eliminating ties.

GRIFFINS HEAD COACHING RECORDS

Head Coach	Tenure	Regular Season										Playoffs			
		GP	W	L	T	OTL	SOL	PTS	PCT	GP	W	L	PCT		
Dave Allison	6/27/96-3/3/98	144	70	55			19	159	0.552	5	2	3	0.400		
Bob McNamara	3/3/98-7/8/98	20	8	6			6	22	0.550	3	0	3	0.000		
Guy Charron	7/8/98-6/29/00	164	85	62			17	187	0.570	17	10	7	0.588		
Bruce Cassidy	7/17/00-6/25/02	162	95	49	11	4	3	208	0.642	15	8	7	0.533		
Danton Cole	6/26/02-2/10/05	208	116	72	16	3	1	252	0.606	19	10	9	0.526		
Greg Ireland	2/10/05-6/15/07	192	109	65			8	10	236	0.615	23	11	12	0.478	
Mike Stothers	7/18/07-6/18/08	80	31	41			2	6	70	0.438					
Curt Fraser	7/23/08-Present														

GRIFFINS TEAM RECORDS – REGULAR SEASON

ATTENDANCE

Largest Home Attendance, Season:	443,284 (1996-97)
Smallest Home Attendance, Season:	261,907 (2005-06)
Largest Home Attendance Average:	10,811, 1996-97
Smallest Home Attendance Average:	6,548, 2005-06
Largest Home Attendance, Game:	10,834, 122 times (MR: 4/4/08)
Smallest Home Attendance, Game:	2,911, 12/2/08 vs. LEM

POINTS

Most Points, Season:	115, 2005-06 (55-20-1-4)
Fewest Points, Season:	70, 2007-08 [31-41-2-6]
Most Home Points, Season:	65, 2000-01 (31-7-3)
Fewest Home Points, Season:	40, 2007-08 [18-18-1-3]
Most Road Points, Season:	57, 2002-03 (26-9-3-2)
Fewest Road Points, Season:	30, 2007-08 [13-23-1-3]

WINS/LOSSES/TIES

Most Wins, Season:	55, 2005-06
Fewest Wins, Season:	31, 2007-08
Most Home Wins, Season:	31, 2000-01
Fewest Home Wins, Season:	18, 2007-08
Most Road Wins, Season:	26, 2002-03
Fewest Road Wins, Season:	13, 2007-08
Fewest Regulation Losses, Season:	20, 2005-06
Most Regulation Losses, Season:	41, 2007-08
Fewest Home Regulation Losses, Season:	6, 2005-06
Most Home Regulation Losses, Season:	18, 2007-08, 2004-05, 1998-99
Fewest Road Regulation Losses, Season:	9, 2002-03
Most Road Regulation Losses, Season:	23, 2007-08
Most Ties, Season:	11, 2001-02
Fewest Ties, Season:	8, 2003-04, 2002-03
Most Home Ties, Season:	6, 2003-04
Fewest Home Ties, Season:	4, 2001-02
Most Road Ties, Season:	7, 2001-02
Fewest Road Ties, Season:	2, 2003-04
Highest Winning Percentage, Season:	0.719 (55-20-1-4), 2005-06
Lowest Winning Percentage, Season:	0.438 [31-41-2-6], 2007-08
Highest Home Winning Percentage, Season:	0.800 (30-6-1-3), 2005-06
Lowest Home Winning Percentage, Season:	0.500 [18-18-1-3], 2007-08
Highest Road Winning Percentage, Season:	0.713 (26-9-3-2), 2002-03
Lowest Road Winning Percentage, Season:	0.375 [13-23-1-3], 2007-08

OVERTIME (Since 2000-01) & SHOOTOUT (1996-01 and 2004-07)

Most Games Decided in Overtime, Season:	8, 2004-05, 2002-03
Fewest Games Decided in Overtime, Season:	2, 2001-02
Most Home Games Decided in Overtime, Season:	5, 2005-06
Fewest Home Games Decided in Overtime, Season:	0, 2001-02
Most Road Games Decided in Overtime, Season:	6, 2002-03
Fewest Road Games Decided in Overtime, Season:	2, 2007-08, 2005-06, 2003-04, 2001-02
Most Overtime Wins, Season:	6, 2005-06, 2004-05, 2003-04, 2002-03
Fewest Overtime Wins, Season:	1, 2006-07
Most Home Overtime Wins, Season:	4, 2005-06, 2003-04
Fewest Home Overtime Wins, Season:	0, 2001-02
Most Road Overtime Wins, Season:	4, 2004-05, 2002-03
Fewest Road Overtime Wins, Season:	0, 2006-07
Most Overtime Losses, Season:	6, 2006-07
Fewest Overtime Losses, Season:	0, 2003-04, 2001-02
Most Home Overtime Losses, Season:	2, 2006-07, 2004-05
Fewest Home Overtime Losses, Season:	0, 2003-04, 2002-03, 2001-02
Most Road Overtime Losses, Season:	4, 2006-07
Fewest Road Overtime Losses, Season:	0, 2005-06, 2004-05, 2003-04, 2001-02
Most Games Decided in Shootout, Season:	19, 1999-00, 1997-98, 1996-97
Fewest Games Decided in Shootout, Season:	8, 2000-01
Most Home Games Decided in Shootout, Season:	9, 1996-97
Fewest Home Games Decided in Shootout, Season:	5, 2004-05
Most Road Games Decided in Shootout, Season:	12, 1997-98
Fewest Road Games Decided in Shootout, Season:	2, 2000-01
Most Shootout Wins, Season:	10, 1999-00
Fewest Shootout Wins, Season:	4, 2007-08
Most Home Shootout Wins, Season:	5, 2006-07, 1999-00
Fewest Home Shootout Wins, Season:	2, 1997-98, 1996-97
Most Road Shootout Wins, Season:	5, 1999-00, 1996-97
Fewest Road Shootout Wins, Season:	0, 2007-08

Most Shootout Losses, Season:	13, 1997-98
Fewest Shootout Losses, Season:	2, 2004-05
Most Home Shootout Losses, Season:	7, 1996-97
Fewest Home Shootout Losses, Season:	1, 2004-05
Most Road Shootout Losses, Season:	8, 1997-98
Fewest Road Shootout Losses, Season:	1, 2005-06, 2004-05, 2000-01
Most Games Tied After Regulation, Season:	20, 2006-07
Fewest Games Tied After Regulation, Season:	13, 2001-02
Most Home Games Tied After Regulation, Season:	11, 2006-07, 2005-06
Fewest Home Games Tied After Regulation, Season:	4, 2001-02
Most Road Games Tied After Regulation, Season:	12, 1997-98
Fewest Road Games Tied After Regulation, Season:	4, 2003-04

STREAKS

Consecutive Wins, Start of Season:	5, 2004-05
Consecutive Losses, Start of Season:	2, 2002-03
Consecutive Non-Wins, Start of Season:	3, 2002-03 (0-2-1-0)
Longest Winning Streak:	11, 3/5/06-3/31/06
Longest Home Winning Streak:	10, 1/23/04-2/27/04; 12/22/00-1/26/01
Longest Road Winning Streak:	7, 10/16/04-12/3/04
Longest Unbeaten Streak:	14, 10/25/02-11/27/02 (11-0-3-0)
Longest Home Unbeaten Streak:	16, 1/9/04-2/27/04 (13-0-3-0)
Longest Road Unbeaten Streak:	8, 1/6/02-2/2/02 (5-0-3-0)
Longest Point Streak:	16, 10/25/02-11/30/02 (11-0-3-2)
Longest Home Point Streak:	16, 1/9/04-2/27/04 (13-0-3-0)
Longest Road Point Streak:	12, 4/5/02-11/30/02 (9-0-1-2)
Longest Losing Streak (Regulation Only):	7, 11/12/98-11/24/98
Longest Home Losing Streak (Regulation Only):	7, twice [MR: 10/20/07-11/21/07]
Longest Road Losing Streak (Regulation Only):	7, 3/6/08-4/2/08
Longest Losing Streak (Regulation, OT or SO):	10, 10/28/07-11/23/07 [0-8-0-2]
Longest Home Losing Streak (Regulation, OT or SO):	8, 10/20/07-11/23/07 [0-7-0-1]
Longest Road Losing Streak (Regulation, OT or SO):	9, 1/5/98-2/7/98 (0-7-2)
Longest Winless Streak:	10, 10/28/07-11/23/07 [0-8-0-2]
Longest Home Winless Streak:	8, 10/20/07-11/23/07 [0-7-0-1]
Longest Road Winless Streak:	9, 1/5/98-2/7/98 (0-7-2)
Consecutive Games Decided in Regulation:	31, 4/6/01-12/9/01
Consecutive Home Games Decided in Regulation:	24, 10/13/99-2/11/00
Consecutive Road Games Decided in Regulation:	20, 1/20/08-4/6/08 [current]
Consecutive Games Tied After Regulation:	4, four times (MR: 1/14/04-1/21/04)
Consecutive Home Games Tied After Regulation:	6, 1/9/04-1/21/04
Consecutive Road Games Tied After Regulation:	4, 2/15/98-3/7/98
Consecutive Games Ending in a Tie:	2, three times (MR: 11/2/02-11/7/02)
Consecutive Home Games Ending in a Tie:	n/a
Consecutive Road Games Ending in a Tie:	n/a
Consecutive Games Scoring Goal:	72, 1/13/07-12/26/07
Consecutive Games Allowing Goal:	76, 1/11/97-12/98

ONE-GOAL DECISIONS

Most One-Goal Decisions, Season:	43, 2004-05, 1997-98
Most One-Goal Wins, Season:	25, 2004-05
Most One-Goal Losses, Season (inc. OT/SO):	24, 1997-98

SHUTOUTS

Most Shutouts Involved In, Season:	19, 2003-04
Fewest Shutouts Involved In, Season:	5, 2005-06
Most Shutouts, Season:	10, 2003-04
Fewest Shutouts, Season:	2, 1997-98
Most Home Shutouts, Season:	7, 2003-04
Fewest Home Shutouts, Season:	0, 1997-98
Most Road Shutouts, Season:	4, 2002-03
Fewest Road Shutouts, Season:	1, 2007-08, 1996-97
Most Games Shut-Out, Season:	10, 2001-02
Fewest Games Shut-Out, Season:	1, 2005-06, 2000-01
Most Home Games Shut-Out, Season:	6, 2001-02
Fewest Home Games Shut-Out, Season:	0, 2005-06, 2000-01
Most Road Games Shut-Out, Season:	5, 2007-08, 2004-05, 2003-04
Fewest Road Games Shut-Out, Season:	0, 2006-07
Consecutive Games Shutting-Out Opponent:	2, five times (MR: 12/30/06-12/31/06)
Consecutive Home Games Shutting-Out Opponent:	3, 12/30/06-1/10/07
Consecutive Road Games Shutting-Out Opponent:	2, 1/12/03-1/13/03
Consecutive Games Shut-Out By Opponent:	2, 1/14/98-1/16/98
Consecutive Home Games Shut-Out By Opponent:	n/a
Consecutive Road Games Shut-Out By Opponent:	2, 1/14/98-1/16/98
Longest Shutout Streak:	184:07, 3/1/02-3/7/02
Longest Home Shutout Streak:	204:39, 12/26/06-1/12/07
Longest Road Shutout Streak:	204:54, 11/23/03-12/10/03

GOALS

Most Goals For, Season: 323, 2005-06
 Fewest Goals For, Season: 195, 2003-04
 Most Goals Against, Season: 281, 1998-99
 Fewest Goals Against, Season: 166, 2003-04
 Most Goals For, Game: 10, 10/24/01 vs. Cincinnati (10-5)
 Most Goals For, Home Game: 10, 10/24/01 vs. Cincinnati (10-5)
 Most Goals For, Road Game: 9, 2/16/06 at Cleveland (9-2)
 Most Goals For, Loss: 6, 10/8/96 at Detroit (6-7 SOL)
 Most Goals Against, Game: 8, four times (MR: 2/17/06 at Milwaukee, 5-8)
 Most Goals Against, Home Game: 8, 11/14/06 vs. Milwaukee [1-8], 12/31/96 vs. Cincinnati (4-8)
 Most Goals Against, Road Game: 8, 12/17/06 at Milwaukee [5-8], 3/22/98 at Cincinnati (1-8)
 Most Goals Against, Win: 6, 4/2/99 vs. Chicago (7-6 SOW)
 Most Goals For, Period: 5, nine times (MR: 3/12/08 vs. Toronto, 2nd)
 Most Goals For, Home Period: 5, five times (MR: 3/12/08 vs. Toronto, 2nd)
 Most Goals For, Road Period: 5, four times (MR: 1/6/06 at Houston, 3rd)
 Most Goals Against, Period: 6, 4/5/06 at Cleveland (2nd)
 Most Goals Against, Home Period: 5, three times (MR: 2/16/08 vs. Milwaukee, 1st)
 Most Goals Against, Road Period: 6, 4/5/06 at Cleveland (2nd)
 Largest Margin of Victory, Game: 8, 2/24/02 vs. Utah (9-1); 4/1/01 at Cleveland (8-0)
 Largest Margin of Victory, Home Game: 8, 2/24/02 vs. Utah (9-1)
 Largest Margin of Victory, Road Game: 8, 4/1/01 at Cleveland (8-0)
 Largest Margin of Defeat, Game: 7, 11/14/06 vs. Milwaukee [1-8], 1/3/04 at Milwaukee (0-7); 3/22/98 at Cincinnati (1-8)
 Largest Margin of Defeat, Home Game: 7, 11/14/06 vs. Milwaukee [1-8]
 Largest Margin of Defeat, Road Game: 7, 1/3/04 at Milwaukee (0-7); 3/22/98 at Cincinnati (1-8)
 Most Goals, Both Teams, Home Game: 15, 10/24/01 vs. Cincinnati (10-5)
 Most Goals, Both Teams, Road Game: 13, 12/17/06 at Milwaukee [5-8], 10/8/96 at Detroit (6-7 SOL)
 Fastest Two Goals For: :07, 10/19/96 at Orlando (3rd), Darrin Smith, Ben Hankinson
 Fastest Two Goals Against: :07, 12/8/07 vs. Syracuse (1st), Andrew Murray, Jeffrey Szwec
 Fastest Goal For, Start of Game: :13, 11/15/05 vs. Manitoba, Nate DiCasmirro
 Fastest Goal Against, Start of Game: :12, 2/28/98 at Indianapolis, Brian Felsner
 Fastest Goal For, Start of Period: :10, 2/23/07 at Peoria [3rd], Eric Himelfarb; 12/27/03 at Cincinnati (3rd), Nathan Robinson
 Fastest Goal Against, Start of Period: :10, 11/13/07 vs. Quad City (3rd), David Van der Gulik

POWER PLAY/SHORTHANDED GOALS

Most Power Play Goals For, Season: 120, 2005-06
 Most Power Play Goals Against, Season: 96, 1997-98
 Most Power Play Goals For, Game: 5, 2/16/06 at Cleveland (5-8); 2/4/06 vs. Syracuse (5-9); 1/6/06 at Houston (5-10)
 Most Power Play Goals Against, Game: 6, 12/2/05 at Peoria (6-9)
 Most Power Play Goals For, Period: 5, 1/6/06 at Houston (3rd, 5-6)
 Most Power Play Goals Against, Period: 4, 4/5/06 at Cleveland (2nd, 4-7)
 Most Power Play Opportunities, Game: 13, 4/9/06 at Rochester (3-13); 12/2/05 at Peoria (2-13); 10/15/05 vs. Houston (1-13)
 Most Power Play Opportunities Against, Game: 15, 3/25/07 at Toronto (3-15)
 Most Shorthanded Goals For, Season: 24, 2006-07
 Most Shorthanded Goals Against, Season: 13, 1998-99
 Most Shorthanded Goals For, Game: 3, 2/16/07 vs. San Antonio, 10/17/98 at Michigan
 Most Shorthanded Goals Against, Game: 2, 10/27/06 vs. Toronto [inc. 1 EN], 1/4/06 at Hamilton (inc. 1 EN)
 Consecutive Games Scoring Power Play Goal: 13, 2/24/06-3/23/06
 Consecutive Games Not Scoring Power Play Goal: 11, 1/17/01-2/9/01
 Consecutive Games Allowing Power Play Goal: 12, 2/4/05-3/5/05
 Consecutive Games Not Allowing Power Play Goal: 9, 11/19/03-12/6/03
 Consecutive Opponent Power Plays Killed: 45, 11/15/03-12/10/03

SHOTS

Most Shots For, Game: 58, 4/16/05 vs. San Antonio
 Fewest Shots For, Game: 10, 3/23/03 vs. Houston
 Most Shots For, Home Game: 58, 4/16/05 vs. San Antonio
 Fewest Shots For, Home Game: 10, 3/23/03 vs. Houston
 Most Shots For, Road Game: 48, three times (MR: 1/24/07 at Rochester)
 Fewest Shots For, Road Game: 14, 3/13/03 at Houston
 Most Shots Against, Game: 53, 3/13/03 at Houston
 Fewest Shots Against, Game: 12, twice (MR: 10/13/01 vs. Hershey)
 Most Shots Against, Home Game: 49, 11/5/04 vs. Houston

Fewest Shots Against, Home Game: 12, 10/13/01 vs. Hershey
 Most Shots Against, Road Game: 53, 3/13/03 at Houston
 Fewest Shots Against, Road Game: 12, 3/31/00 at Houston
 Most Shots For, Period: 23, three times (MR, 3/31/06 at Manitoba, 3rd)
 Fewest Shots For, Period: 0, 3/23/03 vs. Houston (3rd)
 Most Shots For, Home Period: 23, 2/8/03 vs. Chicago (3rd)
 Fewest Shots For, Home Period: 0, 3/23/03 vs. Houston (3rd)
 Most Shots For, Road Period: 23, twice (MR, 3/31/06 at Manitoba, 3rd)
 Fewest Shots For, Road Period: 1, 3/29/00 at Orlando (3rd)
 Most Shots Against, Period: 25, 10/16/04 at Chicago (3rd)
 Fewest Shots Against, Period: 0, 3/3/98 vs. Manitoba (3rd)
 Most Shots Against, Home Period: 21, four times (MR: 11/29/06 vs. Hamilton, 1st)
 Fewest Shots Against, Home Period: 0, 3/3/98 vs. Manitoba (3rd)
 Most Shots Against, Road Period: 25, 10/16/04 at Chicago (3rd)
 Fewest Shots Against, Road Period: 1, twice (MR: 2/2/01 at Orlando, 3rd)

ASSISTS

Most Assists, Season: 550, 2005-06

TOTAL POINTS (GOALS & ASSISTS)

Most Points, Season: 873, 2005-06

PENALTIES

Most Penalties, Season: 761, 1997-98
 Fewest Penalties, Season: 488, 2001-02
 Most Minor Penalties, Season: 656, 2005-06
 Fewest Minor Penalties, Season: 405, 2001-02
 Most Major Penalties, Season: 117, 1996-97
 Fewest Major Penalties, Season: 36, 2006-07
 Most Misconducts, Season: 44, 1996-97
 Fewest Misconducts, Season: 3, 2006-07
 Most Game Misconducts, Season: 14, 2000-01
 Fewest Game Misconducts, Season: 2, 2002-03

PENALTY MINUTES

Most Penalty Minutes, Season: 2,321, 1996-97
 Fewest Penalty Minutes, Season: 1,287, 2002-03
 Most Penalty Minutes, Game: 104, 4/11/98 vs. Quebec
 Most Penalty Minutes, Home Game: 104, 4/11/98 vs. Quebec
 Most Penalty Minutes, Road Game: 94, 10/22/96 at San Antonio
 Most Opponent Penalty Minutes, Game: 113, 10/22/96 at San Antonio
 Most Opponent Penalty Minutes, Home Game: 102, 2/10/01 vs. Utah
 Most Opponent Penalty Minutes, Road Game: 113, 10/22/96 at San Antonio

ALL-TIME PENALTY SHOTS

For

Player	Goalie (Team)	Date	Per.	Time	Result
Michel Picard	Jordan Willis (MIC)	10/3/97	2	3:26	N
Michel Picard	David Littman (ORL)	12/5/97	2	1:41	Y
Toni Dahlman	Wade Flaherty (UT)	2/24/02	1	2:02	Y
Bryan Adams	Tyler Moss (MTB)	12/17/02	2	19:12	Y
Mark Mowers	Seamus Kotyk (CLE)	2/9/03	2	2:48	N
Stacy Roest	Wade Flaherty (SAN)	3/8/03	3	8:36	N
Aaron Schneekloth	Dimitri Patzold (CLE)	12/10/03	2	6:30	N
Nathan Robinson	Brian Finley (ML)	1/3/04	1	17:44	N
Kevin Miller	Tyler Moss (TOR)	3/17/04	2	4:49	N
Kip Miller	Chris Beckford-Tseu (PEO)	3/6/07	1	10:07	N
Eric Himelfarb*	Drew MacIntyre (MTB)	4/23/07	4	11:07	Y
Darren Helm	Ondrej Pavelec (CHI)	1/26/08	2	13:53	N
Carl Corazzini	Adam Dennis (RCH)	3/21/08	3	18:55	N

Against

Player (Team)	Goalie	Date	Period	Time	Result
Brad Tapper (CHI)	Martin Prusek	10/19/01	3	1:10	N
Jason Williams (CIN)	Martin Prusek	11/9/01	3	19:40	N
Kyle Wanvig (HOU)	Simon Lajeunesse	12/29/01	3	8:26	N
Jimmy Roy (MTB)	Joey MacDonald	12/21/03	3	11:45	N
Brendan Yarema (CHI)*	Marc Lamothe	4/18/04	2	14:02	N
Tomas Pihhal (CLE)	Joey MacDonald	11/20/04	1	11:30	N
Raymond Giroux (HOU)	Joey MacDonald	3/25/05	2	16:16	Y
Brendan Brooks (PEO)	Joey MacDonald	12/2/05	3	16:31	N
Greg Mauldin (SYR)	Joey MacDonald	12/18/05	2	1:53	N
Lucas Lawson (HAM)	Joey MacDonald	1/4/06	1	19:26	Y
Daniel Paille (RCH)	Jimmy Howard	3/25/06	3	8:40	N
Daniel Paille (RCH)	Logan Koopmans	4/9/06	2	5:01	N
John Pohl (TOR)*	Drew MacIntyre	4/28/06	3	8:56	N
Trent Whitfield (PEO)	Jimmy Howard	2/18/07	3	10:30	N
Brett Engelhardt (TOR)	Stefan Liv	3/25/07	3	4:08	Y
Tyler Doig (TOR)	Adam Berkhoeil	3/5/08	2	19:18	N
J.D. Corbin (LEM)	Jimmy Howard	3/8/08	2	11:44	N

* Playoff game

GRIFFINS INDIVIDUAL RECORDS - REGULAR SEASON SEASON RECORDS

GOALS

Most Goals, Season:	56, Donald MacLean, 2005-06
Most Power Play Goals, Season:	21, Donald MacLean, 2005-06
Most Shorthanded Goals, Season:	5, Matt Ellis and Eric Himelfarb, 2006-07
Most Game-Winning Goals, Season:	12, Michel Picard, 1996-97
Most First Goals, Season:	11, Mark Mowers, 2002-03
Most Goals by a Center, Season:	34, Jeff Nelson, 1996-97
Most Goals by a Right Wing, Season:	34, Mark Mowers, 2002-03
Most Goals by a Left Wing, Season:	56, Donald MacLean, 2005-06
Most Goals by a Defenseman, Season:	16, Aris Brimanis, 1998-99
Goals per Game Avg.:	0.74, Donald MacLean, 2005-06 (56 goals in 76 games)
Most Hat Tricks:	5, Donald MacLean, 2005-06

ASSISTS

Most Assists, Season:	60, Jiri Hudler, 2005-06
Most Assists by a Center, Season:	55, Jeff Nelson, 1996-97
Most Assists by a Right Wing, Season:	47, Mark Mowers, 2002-03
Most Assists by a Left Wing, Season:	60, Jiri Hudler, 2005-06
Most Assists by a Defenseman, Season:	44, Bryan Helmer, 2005-06
Assists per Game Avg.:	0.85, Kip Miller, 2001-02 (35 assists in 41 games)

POINTS

Most Points, Season:	101, Michel Picard, 1996-97
Most Points by a Center, Season:	81, Glen Metropolit, 1998-99
Most Points by a Right Wing, Season:	81, Mark Mowers, 2002-03
Most Points by a Left Wing, Season:	101, Michel Picard, 1996-97
Most Points by a Defenseman, Season:	56, Bryan Helmer, 2005-06
Points per Game Avg.:	1.37, Kip Miller, 2001-02 (56 points in 41 games)

PENALTY MINUTES

Most Penalty Minutes, Season:	390, Darryl Bootland, 2005-06
Most Penalty Minutes by a Center, Season:	92, Glen Metropolit, 1998-99
Most Penalty Minutes by a Right Wing, Season:	390, Darryl Bootland, 2005-06
Most Penalty Minutes by a Left Wing, Season:	364, Matt Ruchty, 1996-97
Most Penalty Minutes by a Defenseman, Season:	337, Wade Brookbank, 2001-02

SHOTS ON GOAL

Most Shots on Goal, Season:	274, Carl Corazzini, 2007-08
Shots per game avg.:	4.07, Jason Williams, 2002-03 (183 shots in 45 games)

STREAKS

Consecutive Games Played:	161, Dave Van Drunen, 4/7/02-4/11/04
Consecutive Games with a Goal:	8, Donald MacLean, 2/25/06-3/14/06
Consecutive Games with an Assist:	8, Valtteri Filppula, 3/26/06-10/13/06
Consecutive Games with a Point:	19, Donald MacLean, 1/6/06-2/18/06

GAME RECORDS

GOALS

Most Goals, Game:	3, 33 times (MR: Darren McCarty, 2/15/08 vs. Lake Erie)
Most Power Play Goals, Game:	3, Joe Murphy, 10/16/01 at Cleveland
Most Shorthanded Goals, Game:	2, Matt Ellis, 3/12/05 vs. Hamilton; Michel Picard, 4/15/00 at Cincinnati; Ed Patterson, 12/12/97 at Cleveland

ASSISTS

Most Assists, Game:	5, Jiri Hudler, 2/16/06 at Cleveland; Chris Bala, 1/10/02 at Chicago
---------------------	--

POINTS

Most Points, Game:	6, Kip Miller, 1/10/02 at Chicago (2-4-6)
--------------------	---

PENALTY MINUTES

Most Penalty Minutes, Game:	34, Kyle Quincey, 3/26/08 vs. Lake Erie
-----------------------------	---

PERIOD RECORDS

GOALS

Most Goals, Period:

3, Jamie Tardif, 3/3/07 at Syracuse [2nd]; Tomas Kopecky, 2/16/06 at Cleveland (2nd); Petr Schastlivy, 11/17/01 vs. Milwaukee (2nd)
2, Jonathan Ericsson, 11/24/06 vs. Chicago [2nd], Tomas Kopecky, 2/16/06 at Cleveland (2nd); Kent McDonell, 2/4/06 vs. Syracuse (1st); Jiri Hudler, 1/6/06 at Houston (3rd); Eric Himelfarb, 1/21/05 vs. Chicago (1st); Eric Manlow, 11/19/04 at Cleveland (1st); Petr Schastlivy, 12/7/01 vs. Chicago (1st); Joe Murphy, 10/16/01 at Cleveland (3rd); Derek King, 12/26/99 at Orlando (2nd); Travis Richards, 4/8/99 at Orlando (2nd)
2, Ed Patterson, 12/12/97 at Cleveland (2nd)

Most Power Play Goals, Period:

Most Shorthanded Goals, Period:

ASSISTS

Most Assists, Period:

3, Jiri Hudler, 2/16/06 at Cleveland (3rd); Tomas Kopecky, 11/18/05 vs. Cleveland (3rd); Kip Miller, 11/17/01 vs. Milwaukee (2nd) and 10/16/01 at Cleveland (3rd); Derek King, 4/7/01 vs. Detroit (3rd); Slava Butsayev, 4/16/00 vs. Detroit (3rd); Glen Metropolit, 4/2/99 vs. Chicago (3rd)

POINTS

Most Points, Period:

4, Jiri Hudler, 1/6/06 at Houston (3rd, 2-2—4)

PENALTY MINUTES

Most Penalty Minutes, Period:

29, Kyle Quincey, 3/26/08 vs. Lake Erie (2nd); Darryl Bootland, 4/9/06 at Rochester (1st) and 1/23/04 vs. San Antonio (3rd)

ALL-TIME OVERTIME GOALS - FOR

Danton Cole	4/21/97 at Orlando*	5-4	39:25	Jiri Hudler	10/24/04 at San Antonio	4-3	0:28
Chris Szysky	4/30/00 at Cleveland*	4-3	13:02	Eric Manlow	11/27/04 at Chicago	3-2	1:30
Joel Kwiatkowski	12/7/00 vs. Cincinnati	5-4	3:10	Kip Miller	2/26/05 vs. San Antonio	2-1	1:33
Todd White	12/15/00 at Cleveland	5-4	4:59	Darryl Bootland	3/5/05 at Chicago	3-2	0:24
Petr Schastlivy	12/12/01 at Utah	2-1	0:22	Blake Sloan	3/11/05 vs. Manitoba	3-2	0:30
Josh Langfeld	3/22/02 at Milwaukee	4-3	2:39	Tomas Kopecky	3/23/05 at Milwaukee	4-3	1:59
Travis Richards	10/25/02 at Rochester	2-1	3:08	Jiri Hudler	12/3/05 vs. Milwaukee	5-4	4:40
Rob Collins	11/17/02 at Cincinnati	4-3	2:00	Donald MacLean	1/14/06 vs. Milwaukee	3-2	0:35
Dave Van Druenen	11/22/02 vs. San Antonio	3-2	4:34	Bryan Helmer	2/3/06 at Milwaukee	5-4	1:24
Rob Collins	12/27/02 at Cincinnati	3-2	2:53	Jiri Hudler	3/8/06 vs. Peoria	5-4	4:32
Michel Picard	3/8/03 at San Antonio	4-3	1:07	Donald MacLean	3/18/06 vs. Toronto	4-3	2:59
Stacy Roest	3/20/03 vs. Manitoba	4-3	4:34	Bryan Helmer	3/31/06 at Manitoba	5-4	3:37
Stacy Roest	4/28/03 vs. Chicago*	4-3	16:59	Jiri Hudler	4/21/06 vs. Toronto*	6-5	42:21
Stacy Roest	5/19/03 at Houston*	5-4	26:35	Matt Ellis	4/28/06 at Toronto*	2-1	20:11
Mark Mowers	5/21/03 vs. Houston*	2-1	5:12	Eric Manlow	5/9/06 at Manitoba*	5-4	6:38
Kevin Miller	10/11/03 at Chicago	3-2	1:02	Kip Miller	3/31/07 vs. Chicago	2-1	4:06
Kevin Miller	10/19/03 at Hamilton	4-3	4:16	Matt Ellis	4/23/07 vs. Manitoba*	2-1	12:39
Jiri Hudler	1/10/04 vs. Cleveland	4-3	2:27	Tony Voe	4/27/07 vs. Manitoba*	4-3	4:20
Hugo Boisvert	1/16/04 vs. Chicago	4-3	2:44	Carl Corazzini	10/13/07 at Manitoba	4-3	1:51
Kevin Miller	1/17/04 vs. St. John's	2-1	2:40	Evan McGrath	4/12/08 vs. Manitoba	3-2	2:18
Kory Karlander	2/20/04 vs. Hamilton	2-1	2:40				

ALL-TIME OVERTIME GOALS - AGAINST

Don Biggs	4/22/98 vs. Cincinnati*	3-4	17:15	Derek MacKenzie	4/16/04 vs. Chicago*	3-4	0:58
Sean Berens	4/26/00 vs. Cleveland*	1-2	2:01	Pierre-Marc Bouchard	11/5/04 vs. Houston	3-4	2:44
Steve Maltais	5/26/00 at Chicago*	3-4	17:34	Carlo Colaiacovo	3/2/05 vs. St. John's	2-3	2:29
Bubba Berenzweig	10/25/00 at Milwaukee	1-2	3:22	Ramzi Abid	12/31/05 vs. Chicago	3-4	4:44
Curtis Murphy	11/22/00 at Orlando	1-2	2:17	Daniel Winnik	10/6/06 at San Antonio	4-5	3:18
Dean Sylvester	3/29/01 vs. Orlando	2-3	2:01	Cal O'Reilly	11/10/06 vs. Milwaukee	2-3	0:52
Brad Lauer	4/4/01 at Utah	3-4	1:00	Joel Lundqvist	12/20/06 vs. Iowa	3-4	2:42
Hugo Boisvert	5/3/01 vs. Orlando*	3-4	51:12	Pat Leahy	12/29/06 at Milwaukee	1-2	3:00
Brian Pothier	5/9/01 vs. Orlando*	3-4	7:06	Mark Mancari	2/28/07 at Rochester	2-3	1:42
Jeff Ulmer	11/28/02 at Binghamton	1-2	3:25	Cal O'Reilly	3/18/07 at Milwaukee	2-3	4:24
J.P. Viguier	11/30/02 at Chicago	1-2	0:35	Jon Awe	12/1/07 at Houston	3-4	1:30
Tony Tuzzolino	5/12/03 vs. Houston*	2-3	5:29	Brett Sterling	12/22/07 vs. Chicago	3-4	4:39

* Playoff game

GRIFINS ALL-TIME GOALTENDING RECORDS

STARTS/GAMES/MINUTES PLAYED

Most Starts, Season: 64, Joey MacDonald, 2004-05
 Most Games Played, Season: 66, Joey MacDonald, 2004-05
 Most Minutes Played, Season: 3,754:40, Joey MacDonald, 2004-05
 Consecutive Starts, Season: 24, Joey MacDonald, 2/25/05-4/9/05
 Consecutive Games Played, Season: 31, Joey MacDonald, 2/4/05-4/9/05

WINS/LOSSES/TIES

Most Wins, Season: 34, Joey MacDonald, 2004-05; Mike Fountain, 2000-01
 Most Home Wins, Season: 19, Marc Lamothe, 2002-03; Mike Fountain, 2000-01
 Most Road Wins, Season: 18, Joey MacDonald, 2004-05
 Most Regulation Losses, Season: 28, Joey MacDonald, 2004-05
 Most Home Regulation Losses, Season: 15, Joey MacDonald, 2004-05
 Most Road Regulation Losses, Season: 17, Jimmy Howard, 2007-08
 Most Overtime Wins, Season: 6, Joey MacDonald, 2004-05
 Most Home Overtime Wins, Season: 2, Jimmy Howard, 2005-06; Joey MacDonald, 2004-05 and 2003-04; Marc Lamothe, 2003-04 and 2002-03
 Most Road Overtime Wins, Season: 4, Joey MacDonald, 2004-05
 Most Overtime Losses, Season: 5, Jimmy Howard, 2006-07
 Most Home Overtime Losses, Season: 2, Jimmy Howard, 2006-07
 Most Road Overtime Losses, Season: 3, Jimmy Howard, 2006-07; Mike Fountain, 2000-01
 Most Shootout Wins, Season: 6, Joey MacDonald, 2004-05; Jani Hurme, 1999-00
 Most Home Shootout Wins, Season: 4, Jimmy Howard, 2007-08; Mike Fountain, 1999-00; Ian Gordon, 1998-99
 Most Road Shootout Wins, Season: 5, Jani Hurme, 1999-00
 Most Shootout Losses, Season: 10, Pokey Reddick, 1996-97
 Most Home Shootout Losses, Season: 7, Pokey Reddick, 1996-97
 Most Road Shootout Losses, Season: 6, Patrick Lalime, 1997-98
 Most Ties, Season: 8, Marc Lamothe, 2002-03
 Most Home Ties, Season: 5, Marc Lamothe, 2003-04 and 2002-03
 Most Road Ties, Season: 4, Simon Lajeunesse, 2001-02

STREAKS

Longest Winning Streak: 12, Jimmy Howard, 2/25/06-3/31/06
 Longest Home Winning Streak: 9, Jimmy Howard, 3/1/06-4/14/06; Mathieu Chouinard, 10/6/00-2/11/01
 Longest Road Winning Streak: 9, Joey MacDonald, 10/20/02-2/28/03
 Longest Unbeaten Streak: 13, Marc Lamothe, 10/19/02-11/27/02 (9-0-4-0)
 Longest Home Unbeaten Streak: 10, Marc Lamothe, 10/19/02-12/7/02 (7-0-3-0)
 Longest Road Unbeaten Streak: 9, Joey MacDonald, 10/20/02-2/28/03 (9-0-0-0)
 Longest Point Streak: 15, Marc Lamothe, 10/19/02-11/30/02 (9-0-4-2)
 Longest Home Point Streaks: (Overall) 13, Mike Fountain, 2/20/00-12/13/00 (12-0-1); (Single Season) 12, Pokey Reddick, 10/24/96-12/26/96 (10-0-2)
 Longest Road Point Streak: 10, Jimmy Howard, 11/20/05-3/31/06 (9-0-0-1)
 Longest Losing Streak (Regulation Only): 7, Blaine Lacher, 10/12/96-11/22/96
 Longest Home Losing Streak (Regulation Only): 7, Joey MacDonald, 11/26/04-1/15/05
 Longest Road Losing Streak (Regulation Only): 5, Jimmy Howard, 3/8/08-4/6/08; Ian Gordon, 1/5/98-2/6/98
 Longest Losing Streak (Regulation, OT or SO): 9, Adam Berkhoe, 10/28/07-1/12/08 (0-5-1-3);
 Longest Home Losing Streak (Regulation, OT or SO): 7, Adam Berkhoe, 10/21/07-1/12/08 (0-5-0-2);
 Joey MacDonald, 11/26/04-1/15/05 (0-7-0)
 Longest Road Losing Streak (Regulation, OT or SO): 7, Patrick Lalime, 1/10/98-3/6/98 (0-2-5)
 Longest Winless Streak: 9, Adam Berkhoe, 10/28/07-1/12/08 (0-5-1-3)
 Longest Home Winless Streak: 7, Adam Berkhoe, 10/21/07-1/12/08 (0-5-0-2);
 Joey MacDonald, 11/26/04-1/15/05 (0-7-0)
 Longest Road Winless Streak: 7, Patrick Lalime, 1/10/98-3/6/98 (0-2-5)

GOALS AGAINST

Most Goals Against, Season: 146, Jimmy Howard, 2007-08
 Most Goals Against, Game: 8, Jimmy Howard, 12/17/06 at Milwaukee; Patrick Lalime, 3/22/98 at Cincinnati
 Most Goals Against, Period: 6, Drew MacIntyre, 4/5/06 at Cleveland (2nd)
 Lowest Goals Against Average, Season: 1.83, Martin Prusek, 2001-02

SAVES

Most Saves, Season:

Most Saves, Game:

Most Saves, Home Game:

Most Saves, Road Game:

Most Saves, Period:

Most Saves, Home Period:

Most Saves, Road Period:

Highest Save Percentage, Season:

1,785, Joey MacDonald, 2004-05

52, Marc Lamothe, 3/13/03 at Houston

45, Drew MacIntyre, 11/5/04 vs. Houston

52, Marc Lamothe, 3/13/03 at Houston

24, Joey MacDonald, 10/16/04 at Chicago (3rd);

Marc Lamothe, 3/13/03 at Houston (3rd)

20, Jimmy Howard, 11/29/06 vs. Hamilton [1st]

and 10/28/05 vs. Iowa (2nd)

24, Joey MacDonald, 10/16/04 at Chicago (3rd);

Marc Lamothe, 3/13/03 at Houston (3rd)

0.936, Joey MacDonald, 2003-04

SHUTOUTS

Most Shutouts, Season:

Most Home Shutouts, Season:

Most Road Shutouts, Season:

Longest Shutout Streak:

Longest Shutout Streak, Home:

Longest Shutout Streak, Road:

Consecutive Games with a Shutout:

Consecutive Home Games with a Shutout:

Consecutive Road Games with a Shutout:

6, Jimmy Howard, 2006-07; Joey MacDonald,

2003-04; Marc Lamothe, 2002-03; Mike

Fountain, 2000-01; Pokey Reddick, 1996-97

5, Joey MacDonald, 2003-04; Pokey Reddick,

1996-97

3, Mike Fountain, 1999-00

153:58, Marc Lamothe, 11/7/02-11/16/02

242:18, Joey MacDonald, 1/16/04-2/20/04

204:54, Marc Lamothe, 11/23/03-12/10/03

2, Jimmy Howard, 12/31/06-2/9/07; Joey

MacDonald, 2/13/04-2/14/04; Marc Lamothe,

11/12/02-11/15/02; Martin Prusek, 11/17/01-

11/21/01; Jani Hurme, 1/13/00-1/20/00

3, Joey MacDonald, 1/23/04-2/14/04

2, Marc Lamothe, 11/26/03-11/30/03

ALL-TIME HAT TRICKS - FOR

Michel Picard	12/17/96 at Milwaukee (4-6 L)
Pavol Demitra	1/14/97 at Chicago (7-1 W)
Pavol Demitra	3/9/97 at Orlando (4-6 L)
Keayn Adams	3/15/97 vs. Kansas City (6-3 W)
Greg Bullock	2/13/98 at Michigan (7-5 W)
Glen Metropolit	10/27/98 vs. Utah (4-0 W)
Petr Schastlivy	12/22/99 at Chicago (5-3 W)
Kevin Miller	2/11/00 vs. Houston (6-3 W)
Kevin Miller	3/24/00 vs. Milwaukee (5-3 W)
Michel Picard	5/2/00 at Cleveland (4-1 W)*
Yves Sarault (4 goals)	5/19/00 at Cincinnati (10-1 W)*
Todd White	2/11/01 vs. Houston (5-2 W)
Slava Butsayev	4/1/01 at Cleveland (8-0 W)
Derek King (4 goals)	4/21/01 vs. Cleveland (7-4 W)*
Joe Murphy	10/16/01 at Cleveland (5-3 W)
Kip Miller	10/24/01 vs. Cincinnati (10-5 W)
Petr Schastlivy	11/17/01 vs. Milwaukee (4-0 W)
Chris Bala	1/25/02 at Norfolk (7-1 W)
Tim Skarperud	3/22/02 at Milwaukee (4-3 OTW)

Jason Williams	1/31/03 at Milwaukee (4-3 W)
Nathan Robinson	12/17/03 vs. San Antonio (4-1 W)
Kevin Miller	4/16/04 vs. Chicago (3-4 OTL)*
Jiri Hudler	10/24/04 at San Antonio (4-3 OTW)
Kip Miller	4/7/05 at San Antonio (7-4 W)
Jiri Hudler	10/19/05 at San Antonio (6-3 W)
Donald MacLean	11/22/05 at Manitoba (4-2 W)
Donald MacLean	12/22/05 vs. Hershey (6-4 W)
Donald MacLean	1/14/06 vs. Milwaukee (3-2 OTW)
Donald MacLean	1/18/06 vs. Iowa (6-3 W)
Kent McDonell	2/4/06 vs. Syracuse (7-1 W)
Tomas Kopecky	2/16/06 at Cleveland (9-2 W)
Darryl Bootland	3/8/06 vs. Peoria (5-4 OTW)
Donald MacLean	4/8/06 at Syracuse (6-0 W)
Matt Ellis	2/16/07 vs. San Antonio (5-2 W)
Jamie Tardif	3/3/07 at Syracuse (3-5 L)
Matt Ellis	4/21/07 at Manitoba (4-1 W)*
Mark Hartigan	11/9/07 at Rockford (5-6 SOL)
Darren McCarty	2/15/08 vs. Lake Erie (6-3 W)

ALL-TIME HAT TRICKS - AGAINST

Len Barrie	10/22/96 at San Antonio (2-5 L)
Len Barrie	11/2/96 vs. San Antonio (0-6 L)
Scott Thomas	12/31/96 vs. Cincinnati (4-8 L)
Dave Chyzowski	1/3/97 vs. Indianapolis (2-6 L)
John LeBlanc	1/22/97 vs. Fort Wayne (4-5 L)
Brett Harkins	12/18/97 at Cleveland (2-5 L)
Marty Fliche	2/13/98 at Michigan (7-5 W)
Todd White	2/28/98 at Indianapolis (5-6 SOL)
Gilbert Dionne	3/22/98 at Cincinnati (1-8 L)
Sean Berens	12/10/98 vs. Las Vegas (3-6 L)
Stan Drulia	1/15/99 at Detroit (5-4 SOW)
Mark Mowers	1/23/99 at Milwaukee (3-4 L)
Eric Boguniecki (4 goals)	2/17/99 at Fort Wayne (4-6 L)
Scott Pearson	4/2/99 vs. Chicago (7-6 SOW)
Rob Kenny	4/10/99 at Orlando (1-5 L)

Dave Chyzowski	1/28/00 at Kansas City (1-4 L)
J.P. Vigier	5/6/01 at Orlando (3-5 L)*
Jonathan Cheechoo	12/8/01 at Cleveland (5-7 L)
Jon Sim	12/14/01 at Utah (2-4 L)
Steve Maltais	4/15/02 vs. Chicago (1-5 L)*
Greg Classen	11/2/02 vs. Milwaukee (3-3 T)
Wyatt Smith	12/28/02 vs. Milwaukee (1-6 L)
Derek MacKenzie	4/23/04 at Chicago (2-8 L)*
Brad Leeb	12/8/04 at St. John's (5-4 W)
Joffrey Lupul	12/28/04 vs. Cincinnati (4-5 L)
Roman Voloshenko (4 goals)	10/21/05 at Houston (3-7 L)
Brad Winchester	11/26/05 vs. Hamilton (5-6 SOL)
Mathias Tjarnqvist	1/18/06 vs. Iowa (6-3 W)
Ryan Ramsay	2/23/07 at Peoria (4-3 SOW)
Jason Jaffray	5/1/07 at Manitoba (1-4 L)*

* Playoff game

ALL-TIME SHUTOUTS - FOR

Pokey Reddick (30 saves)	10/5/96 at Indianapolis (1-0 W)
Pokey Reddick (20)	10/24/96 vs. Michigan (2-0 W)
Pokey Reddick (32)	11/15/96 vs. Cleveland (2-0 W)
Pokey Reddick (28)	12/26/96 vs. Detroit (7-0 W)
Pokey Reddick (30)	1/10/97 vs. Utah (1-0 W)
Pokey Reddick (26)	3/28/97 vs. Indianapolis (0-1 SOL)
Patrick Lalime (29)	12/14/97 at Quebec (0-1 SOL)
Ian Gordon (26)	1/3/98 at Cincinnati (2-0 W)
Patrick Lalime (33)	4/8/98 at Cleveland (3-0 W)
Ian Gordon (33)	10/9/98 vs. Kansas City (2-0 W)
Neil Little (38)	10/27/98 vs. Utah (4-0 W)
Ian Gordon (29)	11/7/98 vs. Milwaukee (5-0 W)
Neil Little (41)	12/26/98 at Michigan (4-0 W)
Neil Little (22)	4/18/99 at Detroit (1-0 SOW)
Jani Hurme (25)	11/12/99 vs. Milwaukee (5-0 W)
Jani Hurme (27)	12/8/99 vs. Cleveland (1-0 W)
Jani Hurme (36)	1/13/00 vs. Cincinnati (4-0 W)
Jani Hurme (27)	1/20/00 vs. Michigan (1-0 W)
Mike Fountain (39)	2/1/00 at Cincinnati (5-0 W)
Mike Fountain (34)	3/3/00 at Cleveland (3-0 W)
Mike Fountain (12)	3/31/00 at Houston (1-0 W)
Jani Hurme (19)	4/27/00 vs. Cleveland (2-0 W)*
Chad Alban (20)	10/21/00 vs. Orlando (1-0 W)
Mike Fountain (26)	11/25/00 vs. Cincinnati (3-0 W)
Mike Fountain (39)	12/8/00 at Milwaukee (4-0 W)
Mathieu Chouinard (18)	1/12/01 vs. Detroit (1-0 W)
Mike Fountain (36)	1/17/01 vs. Manitoba (1-0 W)
Mike Fountain (17)	2/21/01 vs. Cincinnati (5-0 W)
Mike Fountain (25)	4/1/01 at Cleveland (8-0 W)
Mike Fountain (18)	4/7/01 vs. Detroit (6-0 W)
Mike Fountain (32)	4/25/01 at Cleveland (3-0 W)*
Mathieu Chouinard (12)	10/13/01 vs. Hershey (2-0 W)
Martin Prusek (27)	11/17/01 vs. Milwaukee (4-0 W)
Martin Prusek (29)	11/21/01 at Wilkes-Barre/Scranton (3-0 W)
Simon Lajeunesse (23)	1/20/02 at Chicago (1-0 W)
Simon Lajeunesse (15)	1/29/02 vs. Milwaukee (4-0 W)
Mathieu Chouinard (24)	2/9/02 vs. Hamilton (1-0 W)
Martin Prusek (13)	2/15/02 vs. Hamilton (2-0 W)
Simon Lajeunesse (26)	3/2/02 vs. Milwaukee (1-0 W)
Martin Prusek (30)	3/6/02 at Houston (0-0 T)
Martin Prusek (17)	4/19/02 at Chicago (3-0 W)*
Simon Lajeunesse (0)	

Marc Lamothe (15)	11/12/02 vs. Manitoba (4-0 W)
Marc Lamothe (34)	11/15/02 vs. Houston (3-0 W)
Marc Lamothe (30)	12/21/02 at Cleveland (1-0 W)
Joey MacDonald (33)	1/17/03 vs. Cincinnati (3-0 W)
Marc Lamothe (32)	1/28/03 vs. Houston (7-0 W)
Joey MacDonald (28)	2/23/03 at Houston (6-0 W)
Marc Lamothe (26)	3/15/03 at San Antonio (2-0 W)
Marc Lamothe (32)	3/30/03 vs. Hershey (2-0 W)
Joey MacDonald (34)	4/2/03 at Utah (2-0 W)
Marc Lamothe (26)	5/2/03 at Chicago (2-0 W)*
Marc Lamothe (17)	11/26/03 at Chicago (3-0 W)
Marc Lamothe (35)	11/30/03 at Cincinnati (2-0 W)
Marc Lamothe (29)	12/26/03 vs. Cincinnati (3-0 W)
Joey MacDonald (26)	1/23/04 vs. San Antonio (5-0 W)
Marc Lamothe (30)	2/4/04 vs. Cincinnati (1-0 W)
Joey MacDonald (22)	2/13/04 vs. Manitoba (4-0 W)
Joey MacDonald (35)	2/14/04 vs. Houston (3-0 W)
Joey MacDonald (33)	2/26/04 vs. Utah (2-0 W)
Joey MacDonald (26)	3/13/04 vs. Cincinnati (1-0 W)
Joey MacDonald (39)	4/4/04 at Toronto (6-0 W)
Joey MacDonald (20)	10/26/04 vs. Rochester (4-0 W)
Joey MacDonald (23)	11/12/04 vs. Houston (1-0 W)
Joey MacDonald (33)	11/20/04 vs. Cleveland (5-0 W)
Joey MacDonald (32)	12/3/04 at Milwaukee (1-0 W)
Drew MacIntyre (26)	1/9/05 at Cleveland (4-0 W)
Joey MacDonald (22)	3/29/05 vs. Cleveland (5-0 W)
Jimmy Howard (23)	12/21/05 at Milwaukee (5-0 W)
Joey MacDonald (23)	2/10/06 vs. Philadelphia (4-0 W)
Joey MacDonald (33)	2/22/06 at Rochester (4-0 W)
Jimmy Howard (31)	4/8/06 at Syracuse (6-0 W)
Jimmy Howard (23)	11/3/06 vs. Manitoba (4-0 W)
Stefan Liv (24)	12/30/06 vs. Hamilton (2-0 W)
Jimmy Howard (32)	12/31/06 vs. Rochester (3-0 W)
Stefan Liv (28)	1/10/07 vs. Peoria (3-0 W)
Jimmy Howard (28)	2/9/07 at Iowa (4-0 W)
Jimmy Howard (25)	2/24/07 vs. Hamilton (1-0 SOW)
Jimmy Howard (26)	3/9/07 at Omaha (1-0 W)
Jimmy Howard (29)	4/6/07 vs. Toronto (4-0 W)
Jimmy Howard (22)	12/2/07 at Milwaukee (1-0 W)
Jimmy Howard (26)	12/7/07 vs. Syracuse (2-0 W)
Adam Berkhoe (18)	2/23/08 vs. Manitoba (1-0 W)

ALL-TIME SHUTOUTS - AGAINST

Bruce Racine (28 saves)	11/2/96 vs. San Antonio (0-6 L)
Todd MacDonald (24)	1/25/97 at Cincinnati (0-3 L)
Allan Bester (23)	3/11/97 at Orlando (0-4 L)
Jimmy Waite (24)	3/28/97 vs. Indianapolis (0-1 SOL)
Jeff Reese (1)/Rich Parent (19)	3/30/97 at Detroit (0-5 L)
Ryan Bach (22)	11/25/97 vs. Houston (0-3 L)
Tom Draper (22)	12/14/97 at Quebec (0-1 SOL)
Kevin Weekes (36)	12/29/97 vs. Fort Wayne (0-1 L)
Jeff Reese (23)	1/5/98 at Detroit (0-2 L)
Konstantin Simchuk (21)	1/14/98 at Las Vegas (0-2 L)
Philippe DeRouville (27)	1/16/98 at Utah (0-3 L)
Allan Bester (23)	2/17/98 vs. Orlando (0-2 L)
David Littman (23)	10/29/98 at Orlando (0-4 L)
Tyler Moss (30)	3/25/99 vs. Orlando (0-5 L)
Andrei Trefilov (19)	4/18/99 at Detroit (1-0 SOW)
Mike O'Neill (34)	2/18/00 at Michigan (0-1 L)
Marty Turco (34)	2/25/00 vs. Michigan (0-2 L)
Jean-Marc Pelletier (26)	3/17/00 at Cincinnati (0-2 L)
Ian Gordon (38)	5/4/00 vs. Cleveland (0-2 L)*
Andrei Trefilov (32)	5/28/00 at Chicago (0-4 L)*
Johan Hedberg (33)	1/17/01 vs. Manitoba (1-0 SOW)
Jean-Marc Pelletier (30)	2/6/01 at Cincinnati (0-3 L)
Norm Maracle (16)	5/12/01 at Orlando (0-2 L)*
Wade Flaherty (32)	10/5/01 vs. Utah (0-3 L)
Jan Lasak (32)	11/16/01 vs. Milwaukee (0-1 L)
Ilya Bryzgalov (31)	12/28/01 at Cincinnati (0-3 L)
Martin Brochu (37)	1/16/02 vs. Manitoba (0-4 L)
Jamie McLennan (26)	2/20/02 vs. Houston (0-2 L)
Tom Askey (21)	3/1/02 vs. Rochester (0-1 L)
Jamie McLennan (27)	3/6/02 at Houston (0-0 T)
Alfie Michaud (31)	3/15/02 at Manitoba (0-5 L)
Tom Askey (26)	3/27/02 at Rochester (0-3 L)
Tom Askey (36)	3/30/02 vs. Rochester (0-3 L)
Eric Fichaud (20)	12/13/02 vs. Hamilton (0-4 L)

Seamus Kotyk (37)	2/9/03 at Cleveland (0-1 L)
Norm Maracle (20)	3/16/03 at Chicago (0-1 L)
Dimitri Patzold (19)	10/17/03 at Cleveland (0-2 L)
Travis Scott (22)	11/15/03 vs. San Antonio (0-2 L)
Tyler Moss (27)	12/19/03 at Manitoba (0-3 L)
Jason Bacashihua (37)	12/31/03 vs. Utah (0-1 L)
Brian Finley (32)	1/3/04 at Milwaukee (0-7 L)
Mike Smith (24)	1/30/04 at Utah (0-1 L)
Tyler Moss (23)	3/17/04 vs. Toronto (0-6 L)
Dan Ellis (18)	3/26/04 at Utah (0-4 L)
Frederic Cassivi (29)	4/2/04 vs. Chicago (0-3 L)
Kari Lehtonen (37)	4/18/04 vs. Chicago (0-1 L)*
Josh Harding (40)	11/6/04 vs. Houston (0-1 L)
Nolan Schaefter (28)	12/18/04 vs. Cleveland (0-2 L)
Yann Danis (29)	12/31/04 vs. Hamilton (0-5 L)
Nolan Schaefter (33)	1/8/05 at Cleveland (0-2 L)
Tyler Moss (32)	1/26/05 at Edmonton (0-3 L)
Alex Auld (18)	1/31/05 at Manitoba (0-2 L)
Frederic Cassivi (39)	2/19/05 at Cincinnati (0-3 L)
Brian Finley (38)	3/6/05 at Milwaukee (0-1 L)
Tyler Moss (36)	3/18/05 vs. Edmonton (0-2 L)
Jean-Sebastien Aubin (20)	12/14/05 at Toronto (0-5 L)
Pekka Rinne (36)	5/18/06 vs. Milwaukee (0-4 L)*
Justin Pogge (49)	10/27/06 vs. Toronto (0-4 L)
Curtis McElhinney (39)	1/12/07 vs. Omaha (0-4 L)
Drew Drummet-Morris (36)	2/24/07 vs. Hamilton (1-0 SOW)
Drew MacIntyre (23)	4/19/07 at Manitoba (0-1 L)*
Justin Pogge (31)	12/27/07 at Toronto (0-2 L)
Jaroslav Halak (22)	12/31/07 vs. Hamilton (0-1 L)
Pekka Rinne (15)	1/25/08 at Milwaukee (0-4 L)
Tobias Stetter (32)	2/1/08 at Iowa (0-3 L)
Adam Dennis (33)	2/10/08 at Rochester (0-1 L)
Justin Pogge (24)	4/2/08 at Toronto (0-2 L)

* Playoff game

GRIFFINS ALL-TIME LEADERS

GRIFFINS ALL-TIME TOP TEN

Games Played		Goals		Assists		Points	
1. Travis Richards	655	1. Michel Picard	158	1. Michel Picard	222	1. Michel Picard	380
2. Michel Picard	364	2. Kip Miller	75	2. Travis Richards	182	2. Travis Richards	238
3. Darryl Bootland	293	3. Derek King	73	3. Kip Miller	133	3. Kip Miller	208
4. Matt Ellis	282	4. Darryl Bootland	72	4. Derek King	130	4. Derek King	203
5. Dave Van Druen	280	5. Matt Ellis	69	5. Jiri Hudler	114	5. Jiri Hudler	179
6. Derek King	264	6. Jiri Hudler	65	6. Glen Metropolit	88	6. Matt Ellis	153
7. Tomas Kopecky	243	7. Tomas Kopecky	63	7. Jeff Nelson	87	7. Darryl Bootland	140
8. Todd Nelson	236	8. Donald MacLean	62	8. Matt Ellis	84	8. Tomas Kopecky	138
9. Hugo Boisvert	232	9. Slava Butsayev	61	9. Tomas Kopecky	75	9. Glen Metropolit	136
10. Derek Meech	230	10. Travis Richards	56	Ed Patterson	75	Jeff Nelson	136

GRIFFINS SINGLE-SEASON TOP TEN

Games Played		Goals		Assists		Points	
1. Todd Hlushko	*82 98-99	1. Donald MacLean	*56 05-06	1. Jiri Hudler	60 05-06	1. Michel Picard	101 96-97
Travis Richards	*82 98-99	2. Michel Picard	46 96-97	2. Jeff Nelson	55 96-97	2. Jiri Hudler	96 05-06
Kevyn Adams	*82 96-97	3. Jiri Hudler	36 05-06	Michel Picard	55 96-97	3. Jeff Nelson	89 96-97
Jeff Nelson	*82 96-97	4. Mark Mowers	34 02-03	4. Glen Metropolit	53 98-99	4. Donald MacLean	88 05-06
Michel Picard	*82 96-97	Jeff Nelson	34 96-97	5. Michel Picard	52 02-03	5. Michel Picard	84 02-03
6. Danton Cole	81 97-98	6. Slava Butsayev	33 00-01	6. Derek King	51 00-01	6. Derek King	*83 00-01
Ed Patterson	81 97-98	Michel Picard	33 99-00	7. Valteri Filppula	50 05-06	7. Mark Mowers	81 02-03
Travis Richards	81 97-98	8. Tomas Kopecky	32 05-06	8. Eric Manlow	48 05-06	Glen Metropolit	81 98-99
Todd Nelson	81 96-97	Michel Picard	32 02-03	Stacy Roest	48 02-03	9. Eric Manlow	73 05-06
10. 12 players tied	80	Derek King	32 00-01	10. Kip Miller	47 06-07	10. Kip Miller	72 06-07
				Mark Mowers	47 02-03	Tomas Kopecky	72 05-06
						Stacy Roest	72 02-03

GRIFFINS YEAR-BY-YEAR LEADERS

Games Played		Goals		Assists		Points		
07-08	Corazzini/Tardif	80	Carl Corazzini	24	Carl Corazzini	36	Carl Corazzini	60
06-07	Dan Smith	*80	Matt Ellis	26	Kip Miller	47	Kip Miller	72
05-06	Helmer/Manlow	*80	Donald MacLean	*56	Jiri Hudler	60	Jiri Hudler	96
04-05	Helmer/Labda	80	Eric Manlow	21	Niklas Kronwall	40	Niklas Kronwall	53
03-04	Boisvert/ Van Druen	*80	Kevin Miller	27	Michel Picard	37	Michel Picard	54
02-03	Campbell/ Van Druen	*80	Mark Mowers	34	Michel Picard	52	Michel Picard	84
01-02	David Hymovitz	*80	Petr Schastliiv	22	Kip Miller	35	Kip Miller	56
00-01	Chris Neil	78	Slava Butsayev	33	Derek King	51	Derek King	*83
99-00	Ed Patterson	74	Michel Picard	33	Butsayev/Picard	35	Michel Picard	68
98-99	Hlushko/Richards	*82	Glen Metropolit	28	Glen Metropolit	53	Glen Metropolit	81
97-98	Cole/Patterson/ Richards	81	Michel Picard	28	Michel Picard	41	Michel Picard	69
96-97	K. Adams/ J. Nelson/Picard	*82	Michel Picard	46	J. Nelson/Picard	55	Michel Picard	101

* Led League

GRIFFINS ALL-TIME LEADERS

GRIFFINS ALL-TIME TOP TEN

Plus/Minus		Penalty Minutes		Power Play Goals		Shorthanded Goals	
1. Travis Richards	+131	1. Darryl Bootland	1164	1. Michel Picard	40	1. Matt Ellis	12
2. Derek King	+71	2. Bruce Ramsay	781	2. Kip Miller	26	2. Eric Himelfarb	7
3. Dave Van Drunen	+70	3. Matt Ruchty	682	3. Derek King	25	3. Kory Karlander	6
4. Slava Butsayev	+59	4. Chris Neil	655	Eric Manlow	25	Michel Picard	6
Michel Picard	+59	5. Travis Richards	502	5. Travis Richards	24	5. Slava Butsayev	5
6. Todd Nelson	+53	6. Ryan Barnes	493	6. Donald MacLean	23	Kip Miller	5
7. Joel Kwiatkowski	+48	7. Ed Patterson	457	7. Jiri Hudler	19	Ed Patterson	5
8. Ivan Ciernik	+47	8. Darcy Simon	383	8. Kevin Miller	18	8. Hugo Boisvert	4
9. Philippe Plante	+41	9. Kyle Quincey	382	9. Darryl Bootland	17	Ryan Oulahan	4
10. Tomas Kopecky	+40	10. Dave Van Drunen	366	Glen Metropolit	17	10. Nine players tied	3
				Jeff Nelson	17		

GRIFFINS SINGLE-SEASON TOP TEN

Plus/Minus		Penalty Minutes		Power Play Goals		Shorthanded Goals					
1. Ivan Ciernik	*+41	00-01	1. Darryl Bootland	390	05-06	1. Donald MacLean	21	05-06	1. Matt Ellis	*5	06-07
2. Slava Butsayev	+38	00-01	2. Matt Ruchty	364	96-97	2. Eric Manlow	15	05-06	Eric Himelfarb	*5	06-07
Derek King	+38	00-01	3. Chris Neil	354	00-01	Kent McDonell	15	05-06	3. Matt Ellis	4	04-05
Travis Richards	+38	00-01	4. Wade Brookbank	337	01-02	4. Jeff Nelson	13	96-97	Kory Karlander	*4	98-99
5. Todd Nelson	*+36	99-00	5. Darryl Bootland	326	04-05	5. Carl Corazzini	12	07-08	5. Derek Meech	3	06-07
6. Travis Richards	+31	02-03	6. Darcy Simon	327	96-97	Glen Metropolit	12	98-99	Ryan Oulahan	3	06-07
Dave Van Drunen	+31	02-03	7. Peter Vandermeer	310	04-05	Michel Picard	12	96-97	Ben Simon	3	06-07
8. Dave Roberts	+29	00-01	Bruce Ramsay	310	97-98	8. Darryl Bootland	11	05-06	Matt Ellis	3	05-06
Michel Picard	+29	99-00	9. Bruce Ramsay	306	96-97	Jiri Hudler	11	05-06	Clay Wilson	3	05-06
Travis Richards	+29	99-00	10. Chris Neil	301	99-00	Kevin Miller	11	03-04	Stacy Roest	3	02-03
						Nathan Robinson	11	03-04	Kip Miller	3	01-02
						Michel Picard	11	02-03	Slava Butsayev	3	00-01
									Derek King	3	00-01
									Kevyn Adams	3	96-97

GRIFFINS YEAR-BY-YEAR LEADERS

	Plus/Minus		Penalty Minutes		Power Play Goals		Shorthanded Goals	
07-08	Galvin/Ritola	+10	Kyle Quincey	149	Carl Corazzini	12	Cullen/Helm	2
06-07	Dan Smith	+13	Darryl Bootland	222	Ellis/Kip Miller	10	Ellis/Himelfarb	*5
05-06	Nate DiCasmirro	+27	Darryl Bootland	390	Donald MacLean	21	Ellis/Wilson	3
04-05	Bryan Helmer	+11	Darryl Bootland	336	Eric Manlow	10	Matt Ellis	4
03-04	Danny Groulx	+20	Barnes/Bootland	175	Kevin Miller/N. Robinson	11	Boisvert/Kevin Miller	2
02-03	Richards/Van Drunen	+31	Ryan Barnes	151	Michel Picard	11	Stacy Roest	3
01-02	John Gruden	+24	Wade Brookbank	337	Josh Langfeld	8	Kip Miller	3
00-01	Ivan Ciernik	*+41	Chris Neil	354	Derek King	10	Butsayev/King	3
99-00	Todd Nelson	*+36	Chris Neil	301	King/Kevin Miller	7	Butsayev/Picard	2
98-99	Robert Petrovicky	+15	Jared Bednar	220	Glen Metropolit	12	Kory Karlander	*4
97-98	Glen Metropolit	+19	Bruce Ramsay	310	Mark Greig	9	Greig/Patterson	2
96-97	Don McSween	+17	Matt Ruchty	364	Jeff Nelson	13	Kevyn Adams	3

* Led League

GRIFFINS ALL-TIME LEADERS

GRIFFINS ALL-TIME TOP TEN

Game-Winning Goals		First Goals		Overtime Goals		Unassisted Goals	
1. Michel Picard	26	1. Michel Picard	39	1. Jiri Hudler	4	1. Robert Petrovicky	10
2. Darryl Bootland	18	2. Darryl Bootland	14	2. Kevin Miller	3	Michel Picard	10
3. Jiri Hudler	13	Matt Ellis	14	3. Rob Collins	2	3. Kip Miller	7
Kevin Miller	13	4. Mark Mowers	13	Bryan Helmer	2	4. Matt Ellis	6
5. Mark Mowers	12	5. Derek King	12	Donald MacLean	2	5. Donald MacLean	5
Petr Schastlivy	12	Jeff Nelson	12	Kip Miller	2	Ryan Oulahan	5
7. Kip Miller	11	Travis Richards	12	7. 16 players tied	1	7. Chris Bala	4
8. Matt Ellis	10	8. Kip Miller	11			Slava Butsayev	4
Ed Patterson	10	9. Tomas Kopecky	10			Tomas Kopecky	4
Nathan Robinson	10	10. Jiri Hudler	9			Travis Richards	4
		Glen Metropolit	9				
		Ed Patterson	9				

GRIFFINS SINGLE-SEASON TOP TEN

Game-Winning Goals		First Goals		Overtime Goals		Unassisted Goals	
1. Michel Picard	*12 96-97	1. Mark Mowers	11 02-03	1. Kevin Miller	3 03-04	1. Donald MacLean	5 05-06
2. Kevin Miller	10 03-04	2. Michel Picard	9 97-98	2. Bryan Helmer	2 05-06	Robert Petrovicky	5 99-00
3. Donald MacLean	*9 05-06	Jeff Nelson	9 96-97	Jiri Hudler	2 05-06	Robert Petrovicky	5 98-99
Mark Mowers	9 02-03	4. Michel Picard	8 02-03	Donald MacLean	2 05-06	4. Chris Bala	4 01-02
5. Jiri Hudler	7 05-06	Michel Picard	8 99-00	Rob Collins	2 02-03	Kip Miller	4 01-02
6. Darryl Bootland	6 06-07	Michel Picard	8 96-97	6. 20 players tied	1	Michel Picard	4 97-98
Darryl Bootland	6 04-05	7. Matt Ellis	7 06-07			7. Nine players tied	3
Nathan Robinson	6 03-04	8. Carl Corazzini	6 07-08				
Michel Picard	6 02-03	Mark Hartigan	6 07-08				
Ivan Ciernik	6 00-01	Darryl Bootland	6 05-06				
Petr Schastlivy	6 99-00	Donald MacLean	6 05-06				
Glen Metropolit	6 98-99	Josh Langfeld	6 01-02				

GRIFFINS YEAR-BY-YEAR LEADERS

Game-Winning Goals		First Goals		Overtime Goals		Unassisted Goals		
07-08	Carl Corazzini	5	Corazzini/Hartigan	6	Corazzini/McGrath	1	Darren Helm	3
06-07	Darryl Bootland	6	Matt Ellis	7	Kip Miller	1	Ryan Oulahan	3
05-06	Donald MacLean	*9	Bootland/MacLean	6	Helmer/Hudler/MacLean	2	Donald MacLean	5
04-05	Darryl Bootland	6	Matt Ellis	4	Six players tied	1	Himelfarb/Sloan	2
03-04	Kevin Miller	10	Groulx/King/Picard	5	Kevin Miller	3	Boisvert/Ellis	2
02-03	Mark Mowers	9	Mark Mowers	11	Rob Collins	2	Boisvert/Kopecky	2
01-02	Kip Miller/Schastlivy	5	Josh Langfeld	6	Langfeld/Schastlivy	1	Bala/Kip Miller	4
00-01	Ivan Ciernik	6	Butsayev/Kip Miller/Roberts	5	Kwiatkowski/White	1	Five players tied	2
99-00	Petr Schastlivy	6	Michel Picard	8	n/a		Robert Petrovicky	5
98-99	Glen Metropolit	6	Glen Metropolit	5	n/a		Robert Petrovicky	5
97-98	Sean Tallaire	5	Michel Picard	9	n/a		Michel Picard	4
96-97	Michel Picard	*12	Jeff Nelson	9	n/a		K. Adams/Demitra/Picard	3

* Led League

GRIFFINS ALL-TIME LEADERS

GRIFFINS ALL-TIME TOP TEN

Shootout Goals		Shootout Attempts		Shots		Shooting Percentage (Min. 135 Shots)	
1. Travis Richards	15	1. Travis Richards	42	1. Michel Picard	1057	1. Donald MacLean	0.188
2. Tomas Kopecky	11	2. Michel Picard	38	2. Travis Richards	995	2. Kip Miller	0.176
3. Glen Metropolit	9	3. Glen Metropolit	26	3. Matt Ellis	828	3. Mark Mowers	0.175
Michel Picard	9	4. Danton Cole	22	4. Derek King	657	4. Chris Neil	0.164
5. Evan McGrath	8	Tomas Kopecky	22	5. Darryl Bootland	550	5. Robert Petrovicky	0.163
Kip Miller	8	6. Jiri Hudler	21	6. Tomas Kopecky	532	6. Valtteri Filppula	0.159
Jeff Nelson	8	7. Slava Butsayev	18	7. Jiri Hudler	488	7. Michel Picard	0.149
8. Slava Butsayev	7	Derek King	18	8. Slava Butsayev	445	8. Jeff Nelson	0.147
Valtteri Filppula	7	9. Jeff Nelson	16	9. Glen Metropolit	436	Todd White	0.147
Jiri Hudler	7	10. Eric Manlow	15	10. Ed Patterson	429	10. Mark Hartigan	0.144
		Evan McGrath	15				

GRIFFINS SINGLE-SEASON TOP TEN

Shootout Goals		Shootout Attempts		Shots		Shooting Percentage (Min. 100 Shots)	
1. Kip Miller	8 06-07	1. Travis Richards	16 97-98	1. Carl Corazzini	*274 07-08	1. Donald MacLean	0.207 05-06
Jeff Nelson	8 96-97	Jeff Nelson	16 96-97	2. Donald MacLean	271 05-06	2. Michel Picard	0.202 99-00
3. Valtteri Filppula	7 05-06	3. Glen Metropolit	15 98-99	3. Matt Ellis	256 06-07	3. Joe Frederick	0.197 99-00
4. Tomas Kopecky	6 05-06	4. Jiri Hudler	14 05-06	4. Glen Metropolit	250 08-99	4. Michel Picard	0.187 96-97
Slava Butsayev	6 99-00	Tomas Kopecky	14 05-06	5. Jamie Tardif	246 07-08	5. Darryl Bootland	0.180 05-06
Glen Metropolit	6 98-99	Slava Butsayev	14 99-00	Michel Picard	246 96-97	6. Hugo Boisvert	0.175 02-03
Travis Richards	6 96-97	7. Derek King	13 99-00	7. Mark Greig	244 97-98	7. Petr Schastlivy	0.171 01-02
8. Six players tied	5	Michel Picard	13 99-00	8. Tomas Kopecky	243 05-06	8. Kip Miller	0.168 06-07
		Andrei Vasilyev	13 98-99	9. Jiri Hudler	242 05-06	9. Mark Mowers	0.167 02-03
		Mark Greig	13 97-98	Kent McDonell	242 05-06	10. Kevin Miller	0.166 03-04
		Michel Picard	13 96-97				
		Travis Richards	13 96-97				

GRIFFINS YEAR-BY-YEAR LEADERS

Shootout Goals		Shootout Attempts		Shots		Shooting Percentage (Min. 100 Shots)		
07-08	Carl Corazzini	4	Carl Corazzini	11	Carl Corazzini	*274	Mark Hartigan	0.144
06-07	Kip Miller	8	Kip Miller	12	Matt Ellis	256	Kip Miller	0.168
05-06	Valtteri Filppula	7	Hudler/Kopecky	14	Donald MacLean	271	Donald MacLean	0.207
04-05	Tomas Kopecky	5	Eric Himelfarb	9	Matt Ellis	231	Eric Manlow	0.132
03-04	n/a	n/a	n/a	n/a	Michel Picard	185	Kevin Miller	0.166
02-03	n/a	n/a	n/a	n/a	Michel Picard	231	Hugo Boisvert	0.175
01-02	n/a	n/a	n/a	n/a	David Hymovitz	215	Petr Schastlivy	0.171
00-01	Dave Roberts	4	Derek King	5	Slava Butsayev	238	Ivan Ciernik	0.159
99-00	Slava Butsayev	6	Slava Butsayev	14	Slava Butsayev	207	Michel Picard	0.202
98-99	Glen Metropolit	6	Glen Metropolit	15	Glen Metropolit	250	Joe Frederick	0.197
97-98	Travis Richards	5	Travis Richards	16	Mark Greig	244	Michel Picard	0.136
96-97	Jeff Nelson	8	Jeff Nelson	16	Michel Picard	246	Michel Picard	0.187

* Led League

GRIFFINS ALL-TIME LEADERS

GRIFFINS ALL-TIME TOP TEN

Goalie Games Played		Minutes		Goals Against Average (Min. 20 GP)		Wins	
1. Joey MacDonald	164	1. Joey MacDonald	9208:13	1. Martin Prusek	1.83	1. Joey MacDonald	88
2. Jimmy Howard	141	2. Jimmy Howard	8014:52	2. Marc Lamothe	2.10	2. Jimmy Howard	69
3. Marc Lamothe	103	3. Marc Lamothe	5972:42	3. Simon Lajeunesse	2.11	3. Mike Fountain	55
4. Ian Gordon	95	4. Ian Gordon	4979:44	4. Jani Hurme	2.18	4. Marc Lamothe	54
5. Mike Fountain	88	5. Mike Fountain	4855:22	5. Mike Fountain	2.24	5. Ian Gordon	41
6. Pokey Reddick	71	6. Pokey Reddick	3820:04	6. Joey MacDonald	2.37	6. Pokey Reddick	35
7. Mathieu Chouinard	53	7. Mathieu Chouinard	2970:34	7. Mathieu Chouinard	2.57	7. Jani Hurme	29
8. Jani Hurme	52	8. Jani Hurme	2948:21	8. Patrick Lalime	2.61	8. Mathieu Chouinard	28
9. Neil Little	50	9. Neil Little	2739:56	9. Pokey Reddick	2.62	9. Neil Little	18
10. Drew MacIntyre	37	10. Martin Prusek	1903:22	10. Jimmy Howard	2.72	Martin Prusek	18

GRIFFINS SINGLE-SEASON TOP TEN

Goalie Games Played		Minutes		Goals Against Average (Min. 15 GP)		Wins	
1. Joey MacDonald	*66 04-05	1. Joey MacDonald	*3754:40 04-05	1. Martin Prusek	*1.83 01-02	1. Joey MacDonald	34 04-05
2. Pokey Reddick	61 96-97	2. Marc Lamothe	*3438:09 02-03	2. Joey MacDonald	1.97 03-04	Mike Fountain	*34 00-01
3. Marc Lamothe	*60 02-03	3. Pokey Reddick	3244:50 96-97	3. Marc Lamothe	2.06 03-04	3. Marc Lamothe	*33 02-03
4. Jimmy Howard	54 07-08	4. Jimmy Howard	3097:11 07-08	4. Mike Fountain	2.08 00-01	4. Pokey Reddick	30 96-97
5. Mike Fountain	*52 00-01	5. Mike Fountain	*3004:39 00-01	5. Simon Lajeunesse	2.11 01-02	5. Jani Hurme	29 99-00
Jani Hurme	52 99-00	6. Jani Hurme	2948:21 99-00	6. Marc Lamothe	2.13 02-03	6. Jimmy Howard	27 05-06
7. Neil Little	50 98-99	7. Jimmy Howard	2776:13 06-07	7. Jani Hurme	2.18 99-00	7. Ian Gordon	23 97-98
8. Jimmy Howard	49 06-07	8. Neil Little	2739:56 98-99	8. Joey MacDonald	2.20 02-03	8. Joey MacDonald	22 03-04
Ian Gordon	49 97-98	9. Ian Gordon	2573:21 97-98	9. Joey MacDonald	2.29 04-05	9. Jimmy Howard	21 07-08
10. Marc Lamothe	43 03-04	10. Marc Lamothe	2534:33 03-04	10. Mathieu Chouinard	2.48 01-02	10. Jimmy Howard	21 06-07
				Pokey Reddick	2.48 96-97	Marc Lamothe	21 03-04
						Mike Fountain	21 99-00

GRIFFINS YEAR-BY-YEAR LEADERS

Goalie Games Played		Minutes		Goals Against Average (Min. 15 GP)		Wins		
07-08	Jimmy Howard	54	Jimmy Howard	3097:11	Jimmy Howard	2.83	Jimmy Howard	21
06-07	Jimmy Howard	49	Jimmy Howard	2776:13	Jimmy Howard	2.70	Jimmy Howard	21
05-06	Jimmy Howard	38	Jimmy Howard	2141:28	Jimmy Howard	2.58	Jimmy Howard	27
04-05	Joey MacDonald	*66	Joey MacDonald	*3754:40	Joey MacDonald	2.29	Joey MacDonald	34
03-04	Marc Lamothe	43	Marc Lamothe	2534:33	Joey MacDonald	1.97	Joey MacDonald	22
02-03	Marc Lamothe	*60	Marc Lamothe	*3438:09	Marc Lamothe	2.13	Marc Lamothe	*33
01-02	Martin Prusek	33	Martin Prusek	1903:22	Martin Prusek	*1.83	Martin Prusek	18
00-01	Mike Fountain	*52	Mike Fountain	*3004:39	Mike Fountain	2.08	Mike Fountain	*34
99-00	Jani Hurme	52	Jani Hurme	2948:21	Jani Hurme	2.18	Jani Hurme	29
98-99	Neil Little	50	Neil Little	2739:56	Neil Little	3.15	Neil Little	18
97-98	Ian Gordon	49	Ian Gordon	2573:21	Patrick Lalime	2.61	Ian Gordon	23
96-97	Pokey Reddick	61	Pokey Reddick	3244:50	Pokey Reddick	2.48	Pokey Reddick	30

* Led League

GRIFFINS ALL-TIME LEADERS

GRIFFINS ALL-TIME TOP TEN

Shutouts		Saves		Save Percentage (Min. 20 GP)		Shutout Wins	
1. Joey MacDonald	16	1. Joey MacDonald	4251	1. Martin Prusek	0.930	1. Jimmy Howard	12
2. Jimmy Howard	10	2. Jimmy Howard	3634	2. Marc Lamothe	0.924	2. Ian Gordon	11
Marc Lamothe	10	3. Marc Lamothe	2530	3. Jani Hurme	0.921	3. Joey MacDonald	8
4. Mike Fountain	9	4. Ian Gordon	2155	Joey MacDonald	0.921	4. Mike Fountain	7
5. Pokey Reddick	6	5. Mike Fountain	2049	5. Mike Fountain	0.919	5. Jani Hurme	6
6. Jani Hurme	4	6. Pokey Reddick	1712	6. Patrick Lalime	0.918	Pokey Reddick	6
Martin Prusek	4	7. Jani Hurme	1240	7. Simon Lajeunesse	0.916	7. Neil Little	3
8. Mathieu Chouinard	3	8. Neil Little	1218	8. Pokey Reddick	0.911	Stefan Liv	3
Ian Gordon	3	9. Mathieu Chouinard	1126	9. Jimmy Howard	0.909	9. Mathieu Chouinard	2
Simon Lajeunesse	3	10. Patrick Lalime	853	10. Drew MacIntyre	0.900	Drew MacIntyre	2
Neil Little	3						

GRIFFINS SINGLE-SEASON TOP TEN

Shutouts		Saves		Save Percentage (Min. 15 GP)		Shutout Wins	
1. Jimmy Howard	6 06-07	1. Joey MacDonald	1785 04-05	1. Joey MacDonald	0.936 03-04	1. Joey MacDonald	6 04-05
Joey MacDonald	6 03-04	2. Marc Lamothe	1469 02-03	2. Martin Prusek	*0.930 01-02	Jani Hurme	6 99-00
Marc Lamothe	6 02-03	3. Pokey Reddick	1436 96-97	3. Joey MacDonald	0.926 04-05	3. Ian Gordon	5 98-99
Mike Fountain	6 00-01	4. Jimmy Howard	1421 07-08	4. Marc Lamothe	0.924 03-04	Ian Gordon	5 97-98
Pokey Reddick	6 96-97	5. Jimmy Howard	1286 06-07	Mike Fountain	0.924 00-01	Pokey Reddick	5 96-97
6. Joey MacDonald	5 04-05	6. Mike Fountain	1269 00-01	6. Marc Lamothe	0.923 02-03	6. Jimmy Howard	4 07-08
7. Marc Lamothe	4 03-04	7. Jani Hurme	1240 99-00	7. Jani Hurme	0.921 99-00	Jimmy Howard	4 06-07
Martin Prusek	4 01-02	8. Neil Little	1218 98-99	8. Patrick Lalime	0.918 97-98	Jimmy Howard	4 05-06
Jani Hurme	4 99-00	9. Ian Gordon	1127 97-98	9. Joey MacDonald	0.916 02-03	Mike Fountain	4 99-00
10. Joey MacDonald	3 02-03	10. Joey MacDonald	1087 03-04	Simon Lajeunesse	0.916 01-02	10. Three players tied	3
Simon Lajeunesse	3 01-02						
Mike Fountain	3 99-00						
Neil Little	3 98-99						

GRIFFINS YEAR-BY-YEAR LEADERS

Shutouts		Saves		Save Percentage (Min. 15 GP)		Shutout Wins	
07-08	Jimmy Howard 2	Jimmy Howard	1421	Jimmy Howard	0.907	Jimmy Howard	4
06-07	Jimmy Howard 6	Jimmy Howard	1286	Jimmy Howard	0.911	Jimmy Howard	4
05-06	Howard/MacDonald 2	Jimmy Howard	927	Jimmy Howard	0.910	Jimmy Howard	4
04-05	Joey MacDonald 5	Joey MacDonald	1785	Joey MacDonald	0.926	Joey MacDonald	6
03-04	Joey MacDonald 6	Joey MacDonald	1087	Joey MacDonald	0.936	n/a	
02-03	Marc Lamothe 6	Marc Lamothe	1469	Marc Lamothe	0.923	n/a	
01-02	Martin Prusek 4	Martin Prusek	772	Martin Prusek	*0.930	n/a	
00-01	Mike Fountain 6	Mike Fountain	1269	Mike Fountain	0.924	Mike Fountain	3
99-00	Jani Hurme 4	Jani Hurme	1240	Jani Hurme	0.921	Jani Hurme	6
98-99	Neil Little 3	Neil Little	1218	Neil Little	0.894	Ian Gordon	5
97-98	Patrick Lalime 2	Ian Gordon	1127	Patrick Lalime	0.918	Ian Gordon	5
96-97	Pokey Reddick 6	Pokey Reddick	1436	Pokey Reddick	0.915	Pokey Reddick	5

* Led League

GRIFFINS ALL-TIME AWARD WINNERS

AHL Regular Season Champions - Macgregor Kilpatrick Trophy
2005-06 Grand Rapids Griffins

AHL Western Conference Regular Season Champions - N.R. (Bud) Poile Trophy
2005-06 Grand Rapids Griffins

AHL North Division Champions - Sam Pollock Trophy
2005-06 Grand Rapids Griffins

AHL Central Division Champions - John Chick Trophy
2002-03 Grand Rapids Griffins

AHL West Division Champions - N.R. (Bud) Poile Trophy
2001-02 Grand Rapids Griffins

AHL Coach of the Year - Louis A.R. Pieri Memorial Award
2001-02 Bruce Cassidy

AHL Regular Season MVP - Les Cunningham Award
2005-06 Donald MacLean

AHL Outstanding Defenseman - Eddie Shore Award
2004-05 Niklas Kronwall

AHL Outstanding Goaltender - Aldege "Baz" Bastien Memorial Award
2002-03 Marc Lamothe
2001-02 Martin Prusek

AHL Outstanding Team Goaltending - Harry "Hap" Holmes Memorial Award
2002-03 Marc Lamothe, Joey MacDonald
2001-02 Martin Prusek, Simon Lajeunesse, Mathieu Chouinard

AHL Top Goal Scorer - Willie Marshall Award
2005-06 Donald MacLean (co-winner)

AHL Outstanding PR & Marketing Executive - Ken McKenzie Award
2006-07 Randy Cleves

AHL All-Star Team
2005-06 LW Donald MacLean (1st Team)
D Bryan Helmer (2nd Team)
LW Jiri Hudler (2nd Team)

2004-05 D Niklas Kronwall (1st Team)
2002-03 G Marc Lamothe (1st Team)
RW Mark Mowers (2nd Team)
LW Michel Picard (2nd Team)
D John Gruden (1st Team)
G Martin Prusek (1st Team)

2001-02

AHL All-Rookie Team
2005-06 Jimmy Howard

AHL All-Star Classic Participants
2008 D Jonathan Ericsson
G Jimmy Howard
D Derek Meech
2007 C Kip Miller (captain)
C Valtteri Filppula
LW Jiri Hudler*
C Donald MacLean#
2005 D Niklas Kronwall*
G Joey MacDonald
2004 LW Jiri Hudler
D Niklas Kronwall+
D Travis Richards (captain)*
C Nathan Robinson
G Marc Lamothe
RW Mark Mowers
2003 Bruce Cassidy (head coach)
Gene Reilly (assistant coach)
LW Chris Balas
D John Gruden
C Kip Miller@
G Martin Prusek+
LW Petr Schastlivy+

AHL Player of the Week
Feb. 19, 2007 Matt Ellis
March 20, 2006 Jimmy Howard
Dec. 26, 2005 Clay Wilson
Nov. 21, 2005 Valtteri Filppula
Oct. 17, 2005 Jiri Hudler
Feb. 16, 2004 Joey MacDonald
Dec. 22, 2003 Nathan Robinson
Nov. 18, 2002 Marc Lamothe
Jan. 14, 2002 Kip Miller
Nov. 19, 2001 Petr Schastlivy

AHL Goaltender of the Month
Dec. 2007 Jimmy Howard
March 2006 Jimmy Howard
Jan. 2002 Simon Lajeunesse

AHL Rookie of the Month
Feb. 2003 Tomas Kopecky

AHL Milestone of the Month
March 2006 Donald MacLean

AHL Man of the Year (Griffins Nominee)
2007-08 Jimmy Howard
2006-07 Derek Meech
2005-06 Bryan Helmer
2004-05 Joey MacDonald
2003-04 Travis Richards
2002-03 Marc Lamothe
2001-02 Jason Doig

IHL Eastern Conference Playoff Champions - Frank Gallagher Trophy
1999-00 Grand Rapids Griffins

IHL Regular Season Champions - Fred A. Huber Trophy
2000-01 Grand Rapids Griffins

IHL Eastern Division/Conference Champions
2000-01 Grand Rapids Griffins
1999-00 Grand Rapids Griffins

IHL Executive of the Year - Andy Mulligan Trophy
1996-97 Dan DeVos

IHL General Manager of the Year
1996-97 Bob McNamara

IHL Coach of the Year - Commissioner's Trophy
1999-00 Guy Charron

IHL Regular Season Scoring Champion - Leo P. Lamoureux Trophy
2000-01 Derek King (co-winner)

IHL Eastern Conference PR Staff of the Year
2000-01 Randy Cleves, Justin Copertino

IHL All-Star Team
2000-01 LW Derek King (1st Team)
G Mike Fountain (2nd Team)
D Travis Richards (2nd Team)
LW Ivan Ciernik (Honorable Mention)
D Joel Kwiatkowski (Hon. Men.)
C Todd White (Hon. Men.)
G Jani Hurme (2nd Team)
1999-00 LW Derek King (Hon. Men.)
C Kevin Miller (Hon. Men.)
D Todd Nelson (Hon. Men.)
LW Michel Picard (Hon. Men.)
LW Petr Schastlivy (Hon. Men.)
C Glen Metropolit (Hon. Men.)
LW Michel Picard (Hon. Men.)
1997-98 LW Michel Picard (1st Team)
1996-97 C Jeff Nelson (Hon. Men.)
G Pokey Reddick (Hon. Men.)

IHL All-Star Game Participants
2001 Bruce Cassidy (co-coach)
G Mike Fountain*
D Joel Kwiatkowski#
D Travis Richards@
C Todd White*
2000 D John Gruden*
G Jani Hurme#
C Kevin Miller*
LW Petr Schastlivy
1999 C Robert Petrovicky
RW Maxim Spiridonov
1998 G Ian Gordon#
D Kerry Huffman
LW Michel Picard#
1997 C Jeff Nelson
LW Michel Picard*
G Pokey Reddick*

IHL Player of the Month
Apr. 2001 Derek King
Apr. 2000 Slava Butsayev
Jan. 2000 Michel Picard
Nov. 1998 Robert Petrovicky
Nov. 1997 Michel Picard
Dec. 1996 Michel Picard

IHL Player of the Week
Apr. 2, 2001 Derek King
Mar. 19, 2001 Slava Butsayev
Feb. 19, 2001 Kip Miller
Jan. 2, 2001 Slava Butsayev
Dec. 11, 2000 Chris Neil
Apr. 5, 1999 Todd Hlushko
Nov. 30, 1998 Maxim Spiridonov
Dec. 30, 1996 Michel Picard

IHL Goaltender of the Month
Apr. 2001 Mike Fountain

IHL Goaltender of the Week
Apr. 9, 2001 Mike Fountain
Jan. 2, 2001 Mike Fountain
Nov. 13, 2000 Mike Fountain
Feb. 21, 2000 Jani Hurme
Dec. 27, 1999 Jani Hurme
Dec. 13, 1999 Jani Hurme
Nov. 22, 1999 Jani Hurme
Nov. 1, 1999 Jani Hurme
Oct. 11, 1999 Mike Fountain
Oct. 12, 1998 Ian Gordon
Nov. 3, 1997 Ian Gordon
Jan. 20, 1997 Pokey Reddick
Oct. 28, 1996 Pokey Reddick
Oct. 7, 1996 Pokey Reddick

IHL Defenseman of the Month
Mar. 2001 Travis Richards

IHL Defenseman of the Week
Dec. 11, 2000 Dave Van Drunen
Oct. 9, 2000 Joel Bouchard

IHL Rookie of the Month
Nov. 1999 Petr Schastlivy

IHL Rookie of the Week
Jan. 29, 2001 Mathieu Chouinard
Jan. 17, 2001 Mathieu Chouinard
Apr. 3, 2000 Petr Schastlivy
Dec. 27, 1999 Petr Schastlivy
Nov. 27, 1999 Petr Schastlivy

IHL Plus/Minus Player of the Year
2000-01 Ivan Ciernik
1999-00 Todd Nelson

*Starter
#Replacement
@Selected to start, did not play
+Selected to team, did not play

GRIFFINS IN THE NHL

Goalie	NHL Seasons (Span)	REGULAR SEASON								PLAYOFFS					
		GP	MIN	GAA	W	L	O/T	SO	GP	MIN	GAA	W	L	SO	Teams
Berkhoel, Adam	1 (2005-06)	9	473	3.81	2	4	1	0							Atl.
Chouinard, Mathieu	1 (2003-04)	1	3	0.00	0	0	0	0							L.A.
Fountain, Mike	4 (1996-01)	11	483	3.48	2	6	0	1							Van., Car., Ott.
Howard, Jimmy	2 (2005-08)	8	389	1.1	1	4	0	0							Ott., Fla.
Hurme, Jani	4 (1999-03)	76	4041	2.61	29	25	11	6							St.L., Edm., Tor.
Joseph, Curtis	18 (1989-08)	922	53213	2.78	449	343	95	51	133	8104	2.42	63	66	16	St.L., Edm., Tor., Det., Phx., Cgy., T.B., Min.
Kochan, Dieter	4 (1999-03)	21	849	3.96	1	11	1	0							Ott.
Lacher, Blaine	4 (1994-96)	47	2636	2.80	22	16	4	4	5	283	2.54	1	4	0	Bos.
Lajeunesse, Simon	1 (2001-02)	1	24	0.00	0	0	0	0							Ott.
Lalime, Patrick	9 (1996-08)	397	22725	2.53	191	148	43	35	41	2549	1.77	21	20	5	Pit., Ott., St.L., Chi., Det. (1 Stanley Cup), St.L.
Lamothe, Marc	2 (1999-04)	4	241	3.24	2	1	1	0							Chi., Det. (1 Stanley Cup), St.L.
Legace, Manny	9 (1998-08)	308	17215	2.31	164	83	34	23	11	638	2.54	4	6	0	L.A., Det. (1 Stanley Cup), St.L.
Little, Neil	2 (2001-04)	2	93	3.87	0	2	0	0							Det., Bos., NYI
MacDonald, Joey	2 (2006-08)	17	946	3.11	3	8	3	0							Van.
MacIntyre, Drew	1 (2007-08)	2	61	2.95	0	1	0	0							Cgy., Car., Van.
Moss, Tyler	4 (1997-03)	30	1496	3.25	6	16	1	0							NYI, St.L., Det. (3 Stanley Cups)
Osgood, Chris	14 (1993-08)	664	38018	2.43	363	195	81	47	106	6245	2.11	59	41	13	Ott., Cbj., Wpg., Edm. (1 Stanley Cup), Fla. St.L.
Prusek, Martin	4 (2001-06)	57	2897	2.36	31	12	4	3	1	40	1.50	0	0	0	Wpg., Edm. (1 Stanley Cup), Fla. St.L.
Reddick, Pokey	6 (1986-94)	132	7162	3.71	46	58	16	0	4	168	3.57	0	2	0	
Rudkowsky, Cody	1 (2002-03)	1	30	0.00	1	0	0	0							

Player	NHL Seasons (Span)	REGULAR SEASON					PLAYOFFS					Teams	
		GP	G	A	PTS	PIM	GP	G	A	PTS	PIM		
Adams, Bryan	2 (1999-01)	11	0	1	1	2							Atl.
Adams, Kevyn	10 (1997-08)	540	59	77	136	317	67	2	2	4	39		Tor., Cbj., Fla., Car. (1 Stanley Cup), Phx., Chi.
Afanasenkov, Dmitry	5 (2000-07)	227	27	27	54	52	28	1	3	4	8		T.B. (1 Stanley Cup), Phi.
Aldridge, Keith	1 (1999-00)	1	0	0	0	0							Dal.
Armstrong, Bill	1 (1990-91)	1	0	1	1	0							Phi.
Avery, Sean	6 (2001-08)	379	65	102	167	1067	18	5	7	12	33		Det., L.A., NYR
Bala, Chris	1 (2001-02)	6	0	1	1	0							Ott.
Barnes, Ryan	1 (2003-04)	2	0	0	0	0							Det.
Barney, Scott	3 (2002-06)	27	5	6	11	4							L.A., Atl.
Barryshin, Ruslan	1 (1995-96)	2	0	0	0	6							L.A.
Bicaneyk, Radim	7 (1994-02)	122	1	11	12	62	7	0	0	0	8		Ott., Chi., Cbj.
Black, James	11 (1989-01)	352	58	57	115	84	13	2	1	3	4		Hfd., Min., Dal., Buf., Chi., Wsh. Wsh., Det., Pit.
Boileau, Patrick	5 (1996-04)	48	5	11	16	26							Phi., Ott.
Boivin, Claude	4 (1991-95)	132	12	19	31	364							Van.
Bonni, Ryan	1 (1999-00)	3	0	0	0	0							Det., NYI
Bootland, Darryl	3 (2003-08)	32	1	2	3	85							Cgy., Nsh., Dal., Phx., N.J., Pit., NYR, NYI
Bouchard, Joel	11 (1994-06)	364	22	53	75	264							Phi., NYI, Ana., St.L.
Brimanis, Aris	7 (1993-04)	113	2	12	14	57							Nsh., N.J.
Brookbank, Sheldon	2 (2006-08)	47	0	9	9	75							Nsh., Van., Bos., Car.
Brookbank, Wade	4 (2003-08)	100	5	3	8	305							Phi., S.J., Ana., Fla., Ott., T.B.
Butsayev, Slava	6 (1992-00)	132	17	26	43	133							Ott., Wsh.
Ciernik, Ivan	5 (1997-04)	89	12	14	26	32	2	0	1	1	6		Wpg., T.B., N.J. (1 Stanley Cup), NYI, Chi.
Cole, Dante	7 (1989-96)	318	58	60	118	125	1	0	0	0	0		NYI
Collins, Ranton	1 (2005-06)	8	1	1	2	0							Bos., Chi.
Corazzini, Carl	2 (2003-07)	19	2	1	3	2							Bos.
Cornforth, Mark	1 (1995-96)	6	0	0	0	4							Ana.
Crowley, Mike	3 (1997-01)	67	5	15	20	44							Chi., Phi.
Gullen, Mark	2 (2005-07)	32	7	9	16	2							Ott.
Dahlman, Toni	2 (2001-03)	22	1	1	2	0							Ott., St.L., L.A., Min.
Demitra, Pavol	14 (1993-08)	750	281	418	699	264	77	20	30	50	28		Ott., St.L.
Dobbin, Brian	5 (1986-92)	63	7	8	15	61	2	0	0	0	17		Phi., Bos.
Doig, Jason	7 (1995-04)	158	6	18	24	285	6	0	1	1	6		Wpg., Phx., NYR, Wsh.
Eaton, Mark	8 (1999-08)	384	16	37	53	158	23	0	0	0	10		Phi., Nsh., Pit.
Ellis, Matt	2 (2006-08)	70	3	5	8	32							Det., L.A.
Emmons, John	3 (1999-02)	85	2	4	6	64							Ott., T.B., Bos.
Ericsson, Jonathan	1 (2007-08)	8	1	0	1	4							Det.
ERENCE, Brad	6 (1999-07)	250	4	30	34	565							Phi., Phx., Cgy.
Filppula, Valtteri	3 (2005-08)	155	29	25	54	50	40	8	8	16	4		Det. (1 Stanley Cup)
Gagnon, Sean	3 (1997-01)	12	0	1	1	34							Phi., Ott.
Giroux, Alexandre	2 (2005-07)	10	2	2	4	2							NYR, Wsh.
Goldmann, Erich	1 (1999-00)	1	0	0	0	0							Ott.
Gove, David	2 (2005-07)	2	0	1	1	0							Car.
Greig, Mark	9 (1990-03)	125	13	27	40	90	5	0	1	1	0		Hfd., Tor., Cgy., Phi.
Gruden, John	6 (1993-04)	92	1	8	9	46	3	0	1	1	0		Bos., Ott., Wsh.
Hachborn, Len	3 (1983-86)	102	20	39	59	29	7	0	3	3	7		Phi., L.A.
Hankinson, Ben	3 (1992-95)	43	3	3	6	45	2	1	0	1	4		N.J., T.B.
Hartigan, Mark	6 (2001-08)	102	19	11	30	58	5	0	1	1	4		Atl., Cbj., Ana. (1 Stanley Cup), Det. (1 Stanley Cup)
Helm, Darren	1 (2007-08)	7	0	0	0	2	18	2	2	4	2		Det. (1 Stanley Cup)
Helmer, Bryan	6 (1998-04)	134	8	15	23	133	6	0	0	0	0		Phi., St.L., Van.
Hlushko, Todd	6 (1993-99)	79	8	13	21	84	3	0	0	0	2		Phi., Cgy., Pit.
Hnidy, Shane	7 (2000-08)	412	11	34	45	520	30	3	2	5	27		Ott., Nsh., Atl., Ana., Bos.
Hocking, Justin	1 (1993-94)	1	0	0	0	0							L.A.
Hudler, Jiri	4 (2003-08)	173	29	41	70	74	28	5	11	16	18		Det. (1 Stanley Cup)
Huffman, Kerry	10 (1986-96)	401	37	108	145	361	11	0	0	0	2		Phi., Que., Ott.
Hull, Jody	16 (1988-04)	831	124	137	261	156	69	4	5	9	14		Hfd., NYR, Fla., T.B., Phi., Ott.
Hussey, Matt	3 (2003-07)	21	2	2	4	2							Pit., Det.
Johansson, Jonas	1 (2005-06)	1	0	0	0	2							Wsh.
Kaminsky, Yan	2 (1993-95)	26	3	2	5	4	2	0	0	0	4		Wpg., NYI
Kelly, Chris	4 (2003-08)	243	36	62	98	146	30	3	4	7	6		Ott.
King, Derek	14 (1986-00)	830	261	351	612	417	47	4	17	21	24		NYI, Hfd., Tor., St.L.
Kolanos, Krys	4 (2001-06)	115	17	18	35	76	2	0	0	0	6		Phi., Edm.
Kopecny, Tomas	3 (2005-08)	104	6	7	13	67	4	0	0	0	6		Det. (1 Stanley Cup)

GRIFFINS IN THE NHL

Player	NHL Seasons (Span)	REGULAR SEASON					PLAYOFFS					Teams
		GP	G	A	PTS	PIM	GP	G	A	PTS	PIM	
Kordic, Dan	6 (1991-99)	197	4	8	12	584	12	1	0	1	22	Phi.
Kronwall, Niklas	4 (2003-08)	180	10	61	71	142	28	0	18	18	20	Det. (1 Stanley Cup)
Krupke, Gord	3 (1990-94)	23	0	0	0	32						Dal.
Kwiatkowski, Joel	7 (2000-08)	282	16	29	45	245	6	0	0	0	2	Det., Wash., Fla., Pit., Atl.
Langfeld, Josh	6 (2001-08)	143	9	23	32	60	1	0	0	0	0	Ott., S.J., Bos., Det., Nsh.
Lavigne, Eric	1 (1994-95)	1	0	0	0	0						L.A.
Lebda, Brett	3 (2005-08)	198	11	33	44	129	37	0	4	4	18	Det. (1 Stanley Cup)
Leroux, Francois	10 (1988-98)	249	3	20	23	577	33	1	3	4	34	Edm., Ott., Pit., Col.
Lindberg, Chris	3 (1991-94)	116	17	25	42	47	2	0	1	1	2	Cgy., Que.
Linden, Jamie	1 (1994-95)	4	0	0	0	17						Fla.
MacLean, Donald	6 (1997-07)	41	8	5	13	6	3	0	0	0	0	L.A., Tor., Cbj., Det., Phx.
Manlow, Eric	4 (2000-04)	37	2	4	6	8						Bos., NYI
Martins, Steve	10 (1995-06)	267	21	25	46	142	5	0	1	1	0	Hfd., Car., T.B., NYI, St.L., Ott.
McBain, Jason	2 (1995-97)	9	0	0	0	0						Hfd.
McCarty, Darren	14 (1993-08)	745	126	161	287	1452	174	23	26	49	228	Det. (4 Stanley Cups), Cgy.
McDonald, Kent	2 (2002-04)	32	1	2	3	36						Cbj.
McSorley, Marty	17 (1983-00)	961	108	251	359	3381	115	10	19	29	374	Pit., Edm. (2 Stanley Cups), L.A., NYR, S.J., Bos.
McSwen, Don	5 (1987-96)	47	3	10	13	55						Buf., Ana.
Meech, Derek	2 (2006-08)	36	0	3	3	8						Det. (1 Stanley Cup)
Metropoli, Glen	6 (1999-08)	262	35	78	113	96	10	1	0	1	6	Wsh., T.B., Atl., St.L., Bos.
Millar, Craig	5 (1996-01)	114	8	14	22	73						Edm., Nsh., T.B.
Miller, Kelly	15 (1984-99)	1057	181	282	463	512	119	20	34	54	65	NYR, Wsh.
Miller, Kevin	13 (1988-04)	620	150	185	335	429	61	7	10	17	49	NYR, Wsh., St.L., S.J., Pit., Chi., NYI, Ott., Det.
Miller, Kip	12 (1990-04)	449	74	165	239	105	25	6	11	17	23	Que., Min., S.J., NYI, Chi., Pit., Ana., Wsh.
Mowers, Mark	7 (1998-08)	278	18	44	62	70	3	0	0	0	0	Nsh., Det., Bos., Ana.
Myrvold, Anders	4 (1995-04)	33	0	5	5	12						Col., Bos., NYI, Det.
Neil, Chris	6 (2001-08)	451	58	66	124	1152	68	4	4	8	111	Ott.
Nelson, Jeff	3 (1994-99)	52	3	8	11	20	3	0	0	0	4	Wsh., Nsh.
Nelson, Todd	2 (1991-94)	3	1	0	1	2	4	0	0	0	0	Pit., Wsh.
Norton, Brad	5 (2001-07)	124	3	8	11	287						Fla., L.A., Wsh., Ott., Det.
Oliver, David	9 (1994-06)	233	49	49	98	84	10	0	0	0	2	Edm., NYR, Ott., Phx., Dal.
Patterson, Ed	3 (1993-97)	68	3	3	6	56						Pit.
Peterson, Brent	3 (1996-99)	56	9	1	10	6						T.B.
Petrovicky, Robert	8 (1992-01)	208	27	38	65	118	2	0	0	0	0	Hfd., Dal., St.L., T.B., NYI
Picard, Michel	9 (1990-01)	166	28	42	70	103	5	0	0	0	2	Hfd., S.J., Ott., St.L., Edm., Phi.
Quiney, Kyle	3 (2005-08)	13	1	0	1	4	13	0	0	0	2	Det.
Rachunek, Karel	7 (1999-08)	371	22	118	140	227	26	1	7	8	16	Ott., NYR, N.J.
Richards, Travis	2 (1994-96)	3	0	0	0	2						Dal.
Ritola, Mattias	1 (2007-08)	2	0	1	1	0						Det.
Rivers, Jamie	11 (1995-07)	454	17	49	66	385	15	1	1	2	8	St.L., NYI, Ott., Bos., Fla., Det., Phx.
Roberts, Dave	5 (1993-98)	125	20	33	53	85	9	0	0	0	16	St.L., Edm., Van.
Robinson, Nathan	2 (2003-06)	7	0	0	0	2						Det., Bos.
Roest, Stacy	5 (1998-03)	244	28	48	76	54	3	0	0	0	0	Det., Min.
Royer, Gaetan	1 (2001-02)	3	0	0	0	2						T.B.
Rumble, Darren	8 (1990-04)	193	10	26	36	216						Phi., Ott., St.L., T.B. (1 Stanley Cup)
Sarault, Yves	8 (1994-02)	106	10	10	20	51	5	0	0	0	2	Mtl., Cgy., Col., Ott., Atl., Nsh.
Schastlivy, Petr	5 (1999-04)	129	18	22	40	30	1	0	0	0	0	Ott., Ana.
Shafranov, Konstantin	1 (1996-97)	5	2	1	3	0						Phi.
Shannon, Darrin	10 (1988-98)	506	87	163	250	344	45	7	10	17	38	Buf., Wpg., Phx.
Shevalier, Jeff	3 (1994-00)	32	5	9	14	8						L.A., T.B.
Simon, Ben	4 (2001-06)	81	3	1	4	47						Atl., Cbj.
Sloan, Blake	6 (1998-04)	290	11	32	43	162	35	0	2	2	20	Dal. (1 Stanley Cup), Cbj., Cgy.
Smith, Dan	3 (1998-06)	22	0	0	0	16						Col., Edm.
Spezza, Jason	5 (2002-08)	322	116	229	345	223	40	13	26	39	14	Ott.
Stafford, Garrett	1 (2007-08)	2	0	0	0	0						Det.
Sullivan, Brian	1 (1992-93)	2	0	1	1	0						N.J.
Syvret, Danny	2 (2005-07)	26	0	1	1	12						Edm.
Traverse, Patrick	7 (1995-06)	279	14	51	65	113	6	0	0	0	2	Ott., Ana., Bos., Mtl., Dal.
Ulmer, Jeff	1 (2000-01)	21	3	0	3	8						NYR
Vandermeer, Peter	1 (2007-08)	1	0	0	0	0						Phx.
Van Drunen, Dave	1 (1999-00)	1	0	0	0	0						Ott.
Vasilevski, Alex	2 (1995-97)	4	0	0	0	2						St.L.
Vasilyev, Andrei	4 (1994-99)	16	2	5	7	6						NYI, Phx.
Vaclair, Julien	1 (2003-04)	1	0	0	0	2						Ott.
Virtue, Terry	2 (1998-00)	5	0	0	0	0						Bos., NYR
Watt, Mike	5 (1997-03)	157	15	26	41	41						Edm., NYI, Nsh., Car.
White, Todd	10 (1997-08)	488	111	169	280	178	43	8	3	11	16	Chi., Phi., Ott., Min., Atl.
Williams, Jason	7 (2000-08)	296	66	92	158	115	20	1	1	2	10	Det. (1 Stanley Cup), Chi.
Wilson, Clay	1 (2007-08)	7	1	1	2	2						Cbj.
Coach												
Allison, Dave	1 (1983-84)	3	0	0	0	12						Mtl.
Cassidy, Bruce	6 (1983-90)	36	4	13	17	10	1	0	0	0	0	Chi.
Charron, Guy	12 (1969-81)	734	221	309	530	146						Mtl., Det., K.C., Wsh.
Cole, Danton	7 (1989-96)	318	58	60	118	125	1	0	0	0	0	Wpg., T.B., N.J. (1 Stanley Cup), NYI, Chi.
Fraser, Curt	12 (1978-90)	704	193	240	433	1306	65	15	18	33	198	Van., Chi., Min.
Paek, Jim	5 (1990-95)	217	5	29	34	155	27	1	4	5	8	Pit. (2 Stanley Cups), L.A., Ott.
Stothers, Mike	4 (1984-88)	30	0	2	2	65	5	0	0	0	11	Phi., Tor.

Bold = Registered at least one NHL game after playing for the Griffins

Fast Facts:

- * 15 former Griffins were on the playoff roster of the 2008 Stanley Cup champion Detroit Red Wings, nine of whom had their names engraved on the Cup: Niklas Kronwall, Jiri Hudler, Valtteri Filppula, Brett Lebda, Darren Helm, Tomas Kopecky, Darren McCarty, Derek Meech and Chris Osgood.
- * 95 Griffins players have gone on to play in the NHL, including 16 goalies and 79 skaters.
- * 41 Griffins alumni logged ice time with a record 19 different NHL teams during the 2007-08 regular season, combining to play 1,529 games while accumulating 182 goals, 355 assists, 537 points, 73 wins and 10 shutouts.
- * 48 players have made their NHL debuts after first playing for the Griffins, including 30 who made their debut during the same season they played in Grand Rapids.
- * Of the NHL's 30 teams, 28 have had a former Griffin playing for them at some point. The only exceptions are Buffalo and Colorado.

AMERICAN HOCKEY LEAGUE



One Monarch Place
Suite 2400
Springfield, MA 01144
www.theahl.com

Phone: (413) 781-2030
Fax: (413) 733-4767

President/CEO
Chairman of the Board
Executive Vice President, Hockey Operations
Executive Vice President, Marketing and Business Development
Vice President, Communications
Vice President, Licensing and Corporate Sales
Vice President, Team Business Services
Director, Finance and Administration
Manager, Hockey Operations
Coordinator, Communications
Coordinator, Marketing Services
Coordinator, Marketing Services
Executive Assistant to the President

David Andrews
Jack Butterfield
Jim Mill

Chris Nikolis
Jason Chaimovitch
Sean Lavoine
Todd Frederickson
Drew Griffin
Bill Scott
AJ Atchue
Anna Marie Travaglini
Ashley Grindle
Lauren Peterson

2008-09 Alignment

WESTERN CONFERENCE

North Division

Grand Rapids Griffins
Hamilton Bulldogs
Lake Erie Monsters
Manitoba Moose
Rochester Americans
Syracuse Crunch
Toronto Marlies
San Antonio Rampage

West Division

Chicago Wolves
Houston Aeros
Iowa Chops
Milwaukee Admirals
Peoria Rivermen
Quad City Flames
Rockford IceHogs

EASTERN CONFERENCE

Atlantic Division

Hartford Wolf Pack
Lowell Devils
Manchester Monarchs
Portland Pirates
Providence Bruins
Springfield Falcons
Worcester Sharks

East Division

Albany River Rats
Binghamton Senators
Bridgeport Sound Tigers
Hershey Bears
Norfolk Admirals
Philadelphia Phantoms
Wilkes-Barre/Scranton Penguins

2008-09 Playoff Format

The top four teams in each division will qualify for the 2009 Calder Cup Playoffs, with one possible exception: if the fifth-place team in the West Division finishes with more points than the fourth-place team in the North Division, it will cross over and compete in the North Division playoffs.

- 1. Division Semifinals – Best of Seven** - Within each division, the first-place team plays the fourth-place team, while the second-place team faces the third-place team.
- 2. Division Finals – Best of Seven**
- 3. Conference Finals – Best of Seven** - The winners of the North and West Divisions will play for the Western Conference title, while the champions of the Atlantic and East Divisions will face off for the Eastern Conference crown.
- 4. Calder Cup Finals – Best of Seven**

What The Griffins Are Playing For

Calder Cup

AHL Playoff Champion

Robert W. Clarke Trophy

Western Conference Playoff Champion

Macgregor Kilpatrick Trophy

Regular Season Points Champion

Norman R. (Bud) Poile Trophy

Western Conference Regular Season Champion

Sam Pollock Trophy

North Division Champion





ALBANY RIVER RATS

51 South Pearl Street
Albany, NY 12207
www.albanyriverrats.com

Phone: (518) 487-2244
Fax: (518) 487-2230
Press Box: (518) 487-2254 / (518) 487-2251

Chairman/Owner: Walter Robb
President/CEO: S. Garen Szablewski
GM/Head Coach: Jeff Daniels
Assistant Coach: Geordie Kinnear
Athletic Trainer: Brian Maddox
Equipment Manager: Jason McGrath
Public Relations/
Broadcaster: Owen Newkirk

Home Arena: Times Union Center
Capacity: 6,982 (lower bowl)
Entered AHL: 1993-94
Calder Cups: One (1995)
Seasons in Playoffs: 9 of 15
Conference: Eastern
Division: East
Time Zone: Eastern
Affiliation: Carolina Hurricanes
Team Colors: Red, Gray, Black

2007-08 Home Attendance: 157,601 (3,940 avg. – 24th in AHL)
2007-08 Regular Season Record: 43-30-3-4, 93 pts. (3rd in East
Division/6th in Eastern Conference/14th in AHL)
2008 Playoff Record: 3-4 (lost to Philadelphia 3-4 in East Division
semis)

2008-09 VS. RIVER RATS ALL-TIME SERIES VS. RIVER RATS

No games scheduled

Season	Home					Road					Totals				
	W	L	T	OTL	SOL	W	L	T	OTL	SOL	W	L	T	OTL	SOL
2006-07	0	1	—	0	0	1	0	—	0	0	1	1	—	0	0
TOTALS	0	1	0	0	0	1	0	0	0	0	1	1	0	0	0



BINGHAMTON SENATORS

1 Stuart Street, 3rd Floor
Binghamton, NY 13901
www.binghamtonsenators.com

Phone: (607) 722-7367
Fax: (607) 722-7424
Press Box: (607) 722-1201

President: Tim Smith
Executive VP
of Operations: Tom Mitchell
Head Coach: Cory Clouston
Assistant Coach: Mike Busniuk
Athletic Therapist: Domenic Nicoletta
Equipment Manager: Tom Severance
Media Relations: Ryan Murphy
Broadcaster: Grady Whittenburg

Home Arena: Broome County Veterans
Memorial Arena
Capacity: 4,710
Entered AHL: 2002-03
Calder Cups: None
Seasons in Playoffs: 3 of 6
Conference: Eastern
Division: East
Time Zone: Eastern
Affiliation: Ottawa Senators
Team Colors: Red, Black, Antique Gold

2007-08 Home Attendance: 162,772 (4,069 avg. – 23rd in AHL)
2007-08 Regular Season Record: 34-32-9-5, 82 pts. (6th in East
Division/10th in Eastern Conference/21st in AHL)
2008 Playoff Record: Did not qualify

2008-09 VS. SENATORS ALL-TIME SERIES VS. SENATORS

No games scheduled

Season	Home					Road					Totals				
	W	L	T	OTL	SOL	W	L	T	OTL	SOL	W	L	T	OTL	SOL
2002-03	0	0	1	0	—	0	0	0	1	—	0	0	1	1	—
TOTALS	0	0	1	0	0	0	0	0	1	0	0	0	1	1	0



BRIDGEPORT SOUND TIGERS

600 Main Street
Bridgeport, CT 06604
www.soundtigers.com

Phone: (203) 334-4625
Fax: (203) 335-1719
Press Box: (203) 345-2601 / (203) 345-2480

Owner: Charles Wang
President: Howard Saffan
General Manager: Garth Snow
Head Coach: Jack Capuano
Assistant Coaches: Pat Bingham, Matt Bertani
Medical Trainer: John Sullo
Equipment Manager: Joe Franke
Media Relations: Kimber Auerbach
Broadcaster: Phil Giubileo

Home Arena: Bridgeport's Arena at Harbor Yard
Capacity: 8,412
Entered AHL: 2001-02
Calder Cups: None
Seasons in Playoffs: 4 of 7
Conference: Eastern
Division: East
Time Zone: Eastern
Affiliation: New York Islanders
Team Colors: Orange, Blue

2007-08 Home Attendance: 167,847 (4,196 avg. - 22nd in AHL)
2007-08 Regular Season Record: 40-36-1-3, 84 pts. (5th in East Division/9th in Eastern Conference/19th in AHL)
2008 Playoff Record: Did not qualify

2008-09 VS. SOUND TIGERS

No games scheduled



CHICAGO WOLVES

2301 Ravine Way
Glenview, IL 60025
www.chicagowolves.com

Phone: (847) 724-4625
Fax: (847) 724-1652
Press Box: (847) 390-4874 / (847) 390-4877

Chairman: Don Levin
General Manager: Kevin Cheveldayoff
Asst. GM/Dir. Of Hockey Ops.: Gene Ubriaco
Head Coach: Don Granato
Assistant Coach: Jason Christie
Asst. Coach/Exec. Dir. of Team Relations: Wendell Young
Athletic Trainer: Kevin Kacer
Equipment Manager: Craig Kogut
Media Relations: Elizabeth Casey, Justin Skelnik
Broadcasters: Jason Shaver, Bill Gardner

Home Arena: Allstate Arena
Capacity: 16,692
Began Play: 1994-95 (IHL)
Entered AHL: 2001-02
Calder Cups: Two (2002, 2008)
Seasons in Playoffs: 6 of 7
Conference: Western
Division: West
Time Zone: Central
Affiliation: Atlanta Thrashers
Team Colors: Burgundy, Gold, Black

2007-08 Home Attendance: 298,951 (7,474 avg. - 4th in AHL)
2007-08 Regular Season Record: 53-22-2-3, 111 pts. (1st in West Division/1st in Western Conference/2nd in AHL)
2008 Playoff Record: 16-8 (defeated Milwaukee 4-2 in West Division semis; defeated Rockford 4-3 in West Division finals; defeated Toronto 4-1 in Western Conference finals; defeated Wilkes-Barre/Scranton 4-2 in Calder Cup finals)

2008-09 VS. WOLVES

11/22 @ Chicago 8:00
11/28 CHICAGO 7:00
11/30 @ Chicago 4:00
2/6 CHICAGO 7:00

ALL-TIME SERIES VS. WOLVES

Season	Home				Road				Totals						
	W	L	T	OTL	SOL	W	L	T	OTL	SOL	W	L	T	OTL	SOL
1996-97	1	0	—	—	0	2	1	—	—	0	3	1	—	—	0
1997-98	1	1	—	—	1	1	0	—	—	0	2	1	—	—	1
1998-99	2	0	—	—	0	0	3	—	—	0	2	3	—	—	0
1999-00	0	0	—	—	1	2	0	—	—	0	2	0	—	—	1
2000-01	3	1	—	0	0	3	1	—	0	0	6	2	—	0	0
2001-02	4	2	0	0	—	3	3	0	0	—	7	5	0	0	—
2002-03	1	1	2	0	—	2	1	0	1	—	3	2	2	1	—
2003-04	4	1	0	0	—	2	3	0	0	—	6	4	0	0	—
2004-05	1	4	—	0	0	4	1	—	0	0	5	5	—	—	0
2005-06	1	0	—	1	0	1	1	—	0	0	2	1	—	—	0
2006-07	2	0	—	0	0	0	2	—	0	0	2	2	—	—	0
2007-08	0	1	—	1	0	1	1	—	0	0	1	2	—	—	0
TOTALS	20	11	2	2	2	21	17	0	1	0	41	28	2	3	2
AHL TOTALS	13	9	2	2	2	13	12	0	1	0	26	21	2	3	0

Playoffs Year	Home		Road		Totals	
	W	L	W	L	W	L
2000	1	2	1	2	2	4
2002	1	2	1	1	2	3
2003	2	0	2	0	4	0
2004	0	2	0	2	0	4
TOTALS	4	6	4	5	8	11
AHL TOTALS	3	4	3	3	6	7



HAMILTON BULLDOGS

101 York Boulevard
Hamilton, Ontario L8R 3L4
www.hamiltonbulldogs.com

Phone: (905) 529-8500
Fax: (905) 777-2360
Press Box: (905) 546-4054

Chairman: Michael Andlauer
President: Glenn Stanford
General Manager: Julien BriseBois
Head Coach: Don Lever
Assistant Coach: Ron Wilson
Athletic Therapist: Luc Leblanc
Equipment Manager: John Forget
Communications: Derek Willis, Wes Edward
Broadcaster: Derek Willis

Home Arena: Copps Coliseum
Capacity: 8,819 (lower bowl)
Entered AHL: 1996-97
Calder Cups: 1 (2007)
Seasons in Playoffs: 9 of 12
Conference: Western
Division: North
Time Zone: Eastern
Affiliations: Montreal Canadiens
Team Colors: Red, Blue

2007-08 Home Attendance: 182,991 (4,575 avg. - 15th in AHL)
2007-08 Regular Season Record: 36-34-3-7, 82 pts. (4th in North
Division/11th in Western Conference/20th in AHL)
2008 Playoff Record: Did not qualify

2008-09 VS. BULLDOGS

10/25 HAMILTON 7:00
12/6 HAMILTON 8:00
1/14 @ Hamilton 7:30
4/3 @ Hamilton 7:30
4/4 @ Hamilton 7:00
4/10 HAMILTON 7:00

ALL-TIME SERIES VS. BULLDOGS

Season	Home				Road				Totals						
	W	L	T	OTL	SOL	W	L	T	OTL	SOL	W	L	T	OTL	SOL
2001-02	2	0	0	0	—	1	1	0	0	—	3	1	0	0	—
2002-03	0	1	0	0	—	1	0	0	0	—	1	1	0	0	—
2003-04	1	0	1	0	—	2	0	0	0	—	3	0	1	0	—
2004-05	1	1	—	0	0	0	2	—	0	0	1	3	—	0	0
2005-06	2	1	—	0	1	2	2	—	0	0	4	3	—	0	1
2006-07	2	2	—	0	1	1	4	—	0	0	3	6	—	0	1
2007-08	2	2	—	0	0	1	3	—	0	0	3	5	—	0	0
TOTALS	10	7	1	0	2	8	12	0	0	0	18	19	1	0	2



HARTFORD WOLF PACK

196 Trumbull Street, 3rd Floor
Hartford, CT 06103
www.hartfordwolfpack.com

Phone: (860) 246-7825
Fax: (860) 240-7618
Press Box: (860) 249-7317 / (860) 249-7318

President & GM, NY Rangers: Glen Sather
General Manager: Jim Schoenfeld
Head Coach: Ken Gernander
Assistant Coaches: J.J. Daigneault, Pat Boller
Athletic Trainer: Damien Hess
Equipment Manager: Jason Levy
Public Relations/Broadcaster: Bob Crawford

Home Arena: XL Center Veterans Memorial Coliseum
Capacity: 9,801
Entered AHL: 1997-98
Calder Cups: One (2000)
Seasons in Playoffs: 11 of 11
Conference: Eastern
Division: Atlantic
Time Zone: Eastern
Affiliation: New York Rangers
Team Colors: Navy Blue, Red, Silver

2007-08 Home Attendance: 176,213 (4,405 avg. - 18th in AHL)
2007-08 Regular Season Record: 50-20-2-8, 110 pts. (2nd in Atlantic Division/2nd in Eastern Conference/3rd in AHL)
2008 Playoff Record: 1-4 (lost to Portland 1-4 in Atlantic Division semis)

2008-09 VS. WOLF PACK

11/14 HARTFORD 7:00
1/2 @ Hartford 7:00



HERSHEY BEARS

950 West Hersheypark Drive
Hershey, PA 17033
www.hersheybears.com

Phone: (717) 534-3380
Fax: (717) 534-3383
Press Box: (717) 520-5195

President/CEO: Ted Kleisner
President/
General Manager: Doug Yingst
Head Coach: Bob Woods
Assistant Coach: Mark French
Trainer: Dan Stuck
Equipment Manager: Justin Kullman
Communications/
Broadcaster: John Walton

Home Arena: Giant Center
Capacity: 10,500
Entered AHL: 1938-39
Calder Cups: Nine (1947, 1958, 1959, 1969, 1974, 1980, 1988, 1997, 2006)

Seasons in Playoffs: 59 of 70
Conference: Eastern
Division: East
Time Zone: Eastern
Affiliation: Washington Capitals
Team Colors: Chocolate Brown, Gray

2007-08 Home Attendance: 350,815 (8,770 avg. - 1st in AHL)
2007-08 Regular Season Record: 42-30-2-6, 92 pts. (4th in East
Division/7th in Eastern Conference/15th in AHL)

2008 Playoff Record: 1-4 (lost to Wilkes-Barre/Scranton 1-4 in East Division semis)

2008-09 VS. BEARS

No games scheduled

ALL-TIME SERIES VS. BEARS

Season	Home				Road				Totals						
	W	L	T	OTL	SOL	W	L	T	OTL	SOL	W	L	T	OTL	SOL
2001-02	1	0	0	0	—	1	0	0	0	—	2	0	0	0	—
2002-03	1	0	0	0	—	1	0	0	0	—	2	0	0	0	—
2005-06	1	0	—	0	0	1	0	—	0	0	2	0	—	0	0
TOTALS	3	0	0	0	0	3	0	0	0	0	6	0	0	0	0



HOUSTON AEROS

1221 Lamar Street, Suite 1100
Houston, TX 77010
www.aeros.com

Phone: (713) 974-7825
Fax: (713) 361-7900
Press Box: (713) 756-2078

General Manager: Tom Lynn
Head Coach: Kevin Constantine
Assistant Coach/Asst. GM: Troy Ward
Assistant Coach: Luke Strand
Athletic Trainer: Jerry Meins
Equipment Manager: Mark Kincher
Communications: Patrick Armstrong, Scott Henninger
Broadcaster: Joe O'Donnell

Home Arena: Toyota Center
Capacity: 8,939 (lower bowl)
Began Play: 1994-95 (IHL)
Entered AHL: 2001-02
Calder Cups: One (2003)
Seasons in Playoffs: 6 of 7
Conference: Western
Division: West
Time Zone: Central
Affiliation: Minnesota Wild
Team Colors: Red, Green, Gold

2007-08 Home Attendance: 251,191 (6,280 avg. - 9th in AHL)
2007-08 Regular Season Record: 45-29-2-4, 96 pts. (3rd in West
Division/6th in Western Conference/11th in AHL)

2008 Playoff Record: 1-4 (lost to Rockefeller 1-4 in West Division semis)

2008-09 VS. AEROS

11/11 HOUSTON Noon
3/5 @ Houston 8:05

ALL-TIME SERIES VS. AEROS

Season	Home				Road				Totals						
	W	L	T	OTL	SOL	W	L	T	OTL	SOL	W	L	T	OTL	SOL
1996-97	0	0	—	—	0	1	0	—	—	0	1	0	—	—	0
1997-98	0	1	—	—	0	0	0	—	—	0	0	1	—	—	1
1998-99	0	1	—	—	0	0	0	—	—	1	0	1	—	—	1
1999-00	1	0	—	—	1	2	1	—	—	1	3	1	—	—	2
2000-01	3	0	—	—	0	1	1	—	—	0	4	1	—	—	0
2001-02	3	1	2	0	—	1	2	3	0	—	4	3	5	0	—
2002-03	3	2	0	0	—	2	2	1	0	—	5	4	1	0	—
2003-04	3	2	0	0	—	2	3	0	0	—	5	5	0	0	—
2004-05	2	1	—	—	1	2	2	—	—	0	4	3	—	—	0
2005-06	0	1	—	—	0	1	1	—	—	0	1	2	—	—	0
2006-07	1	0	—	—	0	1	1	—	—	0	2	1	—	—	0
2007-08	0	1	—	—	0	0	0	—	—	1	0	1	—	—	0
TOTALS	16	10	2	1	3	13	13	4	1	3	29	23	6	2	6
AHL TOTALS	12	8	2	1	3	9	11	4	1	0	21	19	6	2	2

Playoffs Year	Home		Road		Totals	
	W	L	W	L	W	L
2003	2	2	1	2	3	4
TOTALS/AHL TOTALS	2	2	1	2	3	4



IOWA CHOPS

833 Fifth Avenue
Des Moines, IA 50309
www.iowachops.com

Phone: (515) 564-8700
Fax: (515) 288-0034
Press Box: (515) 564-8740

Chairman/Owner: Kirby Schlegel
President: Steve Nitzel
Assistant GM: Bob Ferguson
Head Coach: Gord Dineen
Assistant Coaches: Paul Jerrard, Matt Laatsch
Athletic Trainer: Joe Huff
Equipment Manager: Chris Aldrich
Communications/
Broadcaster: Alex Kyrias

Home Arena: Wells Fargo Arena
Capacity: 7,475 (lower bowl)
Entered AHL: 2008-09
Conference: Western
Division: West
Time Zone: Central
Affiliation: Anaheim Ducks
Team Colors: Crimson, Black, Grey

2008-09 VS. CHOPS

11/23 @ Iowa 6:05
12/31 IOWA 7:00



LAKE ERIE MONSTERS

One Center Ice
Cleveland, OH 44115
www.lakeerie monsters.com

Phone: (216) 420-2000
Fax: (216) 420-2298
Press Box: (216) 420-2512

President: Kerry Bubolz
Senior Vice President/
COO: Randy Domain
General Manager: David Oliver
Head Coach: Joe Sacco
Assistant Coach: Sylvain Lefebvre
Athletic Trainer: Glenn Burke
Equipment Manager: Terry Geer
Communications: Sarah Jamieson, Tim Bugaile
Broadcaster: John Michael

Home Arena: Quicken Loans Arena
Capacity: 20,093 (10,025 lower bowl)
Entered AHL: 2007-08
Calder Cups: None
Seasons in Playoffs: 0 of 1
Conference: Western
Division: North
Time Zone: Eastern
Affiliation: Colorado Avalanche
Team Colors: Red, Blue, Yellow, Black

2007-08 Home Attendance: 238,965 (5,974 avg. - 11th in AHL)
2007-08 Regular Season Record: 26-41-6-7, 65 pts. (6th in North Division/14th in Western Conference/27th in AHL)
2008 Playoff Record: Did not qualify

2008-09 VS. MONSTERS ALL-TIME SERIES VS. MONSTERS

10/11 @ Lake Erie 7:00
10/18 @ Lake Erie 1:00
11/7 LAKE ERIE 7:00
12/27 LAKE ERIE 7:00
2/7 LAKE ERIE 7:00
2/21 LAKE ERIE 7:00
2/28 @ Lake Erie 7:30
3/22 @ Lake Erie 5:00

Season	Home				Road				Totals						
	W	L	T	OTL	SOL	W	L	T	OTL	SOL	W	L	T	OTL	SOL
2007-08	4	1	—	0	0	2	2	—	0	1	6	3	—	0	1
TOTALS	4	1	0	0	0	2	2	0	0	1	6	3	0	0	1



LOWELL DEVILS

300 Martin Luther King Jr. Way
Lowell, MA 01852
www.lowelldevilshockey.com

Phone: (978) 458-7825
Fax: (978) 453-8452
Press Box: (978) 848-6946

Chairman: Jeff Vanderbeek
General Manager: Chris Lamoriello
Head Coach: Kurt Kleinendorst
Assistant Coach: Kevin Dean
Goaltending Coach: Chris Terreri
Athletic Trainer: Kevin Morley
Equipment Manager: Paul Bistan
Media Services: Mike O'Brien
Broadcaster: Ryan Johnston

Home Arena: Paul E. Tsongas Arena
Capacity: 6,400
Entered AHL: 2006-07
Calder Cups: None
Seasons in Playoffs: 0 of 2
Conference: Eastern
Division: Atlantic
Time Zone: Eastern
Affiliation: New Jersey Devils
Team Colors: Red, Black

2007-08 Home Attendance: 84,094 (2,102 avg. – 29th in AHL)
2007-08 Regular Season Record: 25-43-7-5, 62 pts. (7th in Atlantic Division/14th in Eastern Conference/28th in AHL)
2008 Playoff Record: Did not qualify

2008-09 VS. DEVILS

No games scheduled



MANCHESTER MONARCHS

555 Elm Street
Manchester, NH 03101
www.manchestermonarchs.com

Phone: (603) 626-7825
Fax: (603) 626-7022
Press Box: (603) 626-4625

General Manager: Ron Hextall
President: Jeff Eisenberg
Director of Hockey Operations: Hubie McDonough
Head Coach: Mark Morris
Assistant Coach: Scott Pellerin
Athletic Trainer: Mike Muir
Equipment Manager: Mike Holden
Public Relations: Kim Mueller
Broadcaster: Ken Cail

Home Arena: Verizon Wireless Arena
Capacity: 9,932
Entered AHL: 2001-02
Calder Cups: None
Seasons in Playoffs: 7 of 7
Conference: Eastern
Division: Atlantic
Time Zone: Eastern
Affiliation: Los Angeles Kings
Team Colors: Purple, Gold, Silver, Black

2007-08 Home Attendance: 268,249 (6,706 avg. – 7th in AHL)
2007-08 Regular Season Record: 39-31-5-5, 88 pts. (4th in Atlantic Division/8th in Eastern Conference/16th in AHL)
2008 Playoff Record: 0-4 (lost to Providence 0-4 in Atlantic Division semis)

2008-09 VS. MONARCHS

11/26 MANCHESTER 7:00
1/3 @ Manchester 7:00



MANITOBA MOOSE

260 Hargrave Street
Winnipeg, Manitoba R3C 5S5
www.moosehockey.com

Phone: (204) 987-7825
Fax: (204) 926-5555
Press Box: (204) 926-5577

Chairman: Mark Chipman
President/CEO: Jim Ludlow
Sr. VP/General Manager: Craig Heisinger
Head Coach: Scott Arniel
Assistant Coaches: Jay Wells, Rick St. Croix
Athletic Therapist: Rob Milette
Equipment Manager: Jason McMaster
Communications: Scott Brown, Christina Caligiuri
Broadcaster: Brian Munz

Home Arena: MTS Centre
Capacity: 8,800
Began Play: 1994-95 (IHL)
Entered AHL: 2001-02
Calder Cups: None
Seasons in Playoffs: 6 of 7
Conference: Western
Division: North
Time Zone: Central
Affiliation: Vancouver Canucks
Team Colors: Forest Green, Bronze, Black

2007-08 Home Attendance: 312,288 (7,807 avg. - 2nd in AHL)
2007-08 Regular Season Record: 46-27-3-4, 99 pts. (3rd in North Division/4th in Western Conference/7th in AHL)
2008 Playoff Record: 2-4 (lost to Syracuse 2-4 in North Division semis)

2008-09 VS. MOOSE

12/12 @ Manitoba 8:30
12/13 @ Manitoba 8:30
1/16 **MANITOBA 7:00**
2/20 **MANITOBA 7:00**

ALL-TIME SERIES VS. MOOSE

Season	Home				Road				Totals						
	W	L	T	OTL	SOL	W	L	T	OTL	SOL	W	L	T	OTL	SOL
1996-97	1	0	—	—	0	0	0	—	—	0	1	0	—	—	0
1997-98	2	0	—	—	0	1	1	—	—	—	3	1	—	—	0
1998-99	0	0	—	—	1	0	1	—	—	—	0	0	—	—	1
1999-00	2	0	—	—	0	3	0	—	—	—	5	0	—	—	0
2000-01	1	2	—	—	0	1	2	—	—	0	2	4	—	—	0
2001-02	3	1	0	—	1	2	0	0	—	—	6	2	0	—	0
2002-03	2	0	0	—	0	2	0	0	—	—	4	0	0	—	—
2003-04	1	0	1	—	0	1	1	0	—	—	2	1	1	—	—
2004-05	1	1	—	—	0	1	1	—	—	—	2	2	—	—	0
2005-06	2	1	—	—	0	3	2	—	—	—	5	2	—	—	0
2006-07	3	1	—	—	0	1	0	—	—	—	4	1	—	—	0
2007-08	2	3	—	—	0	2	2	—	—	—	5	3	—	—	0
TOTALS	20	8	1	0	5	17	12	0	0	2	37	20	1	0	7
AHL TOTALS	14	5	1	0	2	12	8	0	0	2	26	13	1	0	4

Year	Home		Road		Totals	
	W	L	W	L	W	L
2006	2	2	2	1	4	3
2007	2	1	1	3	3	4
TOTALS/AHL TOTALS	4	3	3	4	7	7



MILWAUKEE ADMIRALS

1001 North Fourth Street
Milwaukee, WI 53203
www.milwaukeeadmirals.com

Phone: (414) 227-0550
Fax: (414) 227-0568
Press Box: (414) 227-0714

Chief Executive Officer: Harris Turer
President: Jon Greenberg
General Manager: Paul Fenton
Head Coach: Lane Lambert
Assistant Coach: Brad Lauer
Athletic Trainer: Doug Agnew
Equipment Manager: Dave Randolph
Communications: Charlie Larson
Broadcaster: Aaron Sims

Home Arena: Bradley Center
Capacity: 17,845
Began Play: 1977-78 (IHL)
Entered AHL: 2001-02
Calder Cups: One (2004)
Seasons in Playoffs: 6 of 7
Conference: Western
Division: West
Time Zone: Central
Affiliation: Nashville Predators
Team Colors: Gray, Ice Blue

2007-08 Home Attendance: 220,698 (5,517 avg. - 12th in AHL)
2007-08 Regular Season Record: 44-29-4-3, 95 pts. (4th in West Division/7th in Western Conference/12th in AHL)
2008 Playoff Record: 2-4 (lost to Chicago 2-4 in West Division semis)

2008-09 VS. ADMIRALS

10/31 @ Milwaukee 8:00
11/1 **MILWAUKEE 7:00**
11/16 @ Milwaukee 6:00
11/18 @ Milwaukee 8:00
12/19 **MILWAUKEE 7:00**
12/20 **MILWAUKEE 7:00**
2/10 @ Milwaukee 8:00
3/15 **MILWAUKEE 4:00**

ALL-TIME SERIES VS. ADMIRALS

Season	Home				Road				Totals						
	W	L	T	OTL	SOL	W	L	T	OTL	SOL	W	L	T	OTL	SOL
1996-97	0	0	—	—	0	0	1	—	—	0	0	1	—	—	0
1997-98	1	0	—	—	0	0	1	—	—	1	1	—	—	—	0
1998-99	2	1	—	—	0	1	4	—	—	0	3	5	—	—	0
1999-00	4	1	—	—	0	2	0	—	—	1	6	1	—	—	1
2000-01	4	1	—	—	0	0	1	—	—	1	6	1	—	—	1
2001-02	4	1	1	—	0	2	1	3	0	—	6	2	4	0	—
2002-03	1	1	1	—	0	1	1	1	—	—	2	2	2	0	—
2003-04	3	1	0	—	0	2	2	1	—	—	5	2	1	—	0
2004-05	2	2	—	—	0	2	2	—	—	0	4	4	—	—	0
2005-06	3	1	—	—	0	0	1	—	—	0	6	2	—	—	0
2006-07	1	2	—	—	1	0	1	—	—	2	2	3	—	—	0
2007-08	1	2	—	—	0	1	3	—	—	0	2	5	—	—	0
TOTALS	26	13	2	1	1	19	17	5	3	3	45	30	7	4	4
AHL TOTALS	15	10	2	1	1	12	10	5	2	0	27	20	7	3	1

Year	Home		Road		Totals	
	W	L	W	L	W	L
2006	0	2	0	2	0	4
TOTALS/AHL TOTALS	0	2	0	2	0	4



NORFOLK ADMIRALS

201 East Brambleton Avenue
Norfolk, VA 23510
www.norfolkadmirals.com

Phone: (757) 640-1212
Fax: (757) 622-0552
Press Box: (757) 625-7394

President: Ken Young
General Manager: Mike Butters
Head Coach: Darren Rumble
Assistant Coach: Alan May
Athletic Trainer: Brad Chavis
Equipment Manager: Peter Henderson
Media Relations: Keith Phillips
Broadcasters: Pete Michaud, Pat Shetler

Home Arena: Norfolk Scope
Capacity: 8,759
Entered AHL: 2000-01
Calder Cups: None
Seasons in Playoffs: 7 of 8
Conference: Eastern
Division: East
Time Zone: Eastern
Affiliation: Tampa Bay Lightning
Team Colors: Blue, Red, Gold

2007-08 Home Attendance: 169,621 (4,241 avg. - 21st in AHL)
2007-08 Regular Season Record: 29-44-2-5, 65 pts. (7th in East
Division/13th in Eastern Conference/26th in AHL)
2008 Playoff Record: Did not qualify

2008-09 VS. ADMIRALS

10/26 @ Norfolk 4:00
3/27 @ Norfolk 7:15

ALL-TIME SERIES VS. ADMIRALS

Season	Home					Road					Totals				
	W	L	T	OTL	SOL	W	L	T	OTL	SOL	W	L	T	OTL	SOL
2001-02	1	0	0	0	—	1	0	0	0	—	2	0	0	0	—
2002-03	0	1	0	0	—	0	0	1	0	—	0	1	1	0	—
TOTALS	1	1	0	0	0	1	0	1	0	0	2	1	1	0	0



PEORIA RIVERMEN

201 SW Jefferson Avenue
Peoria, IL 61602
www.rivermen.net

Phone: (309) 676-1040
Fax: (309) 676-2488
Press Box: (309) 676-1039

Owners: Sports Capital Partners Worldwide
GM of Hockey: Kevin McDonald
Operations: Davis Payne
Head Coach: Brent Thompson
Assistant Coach: Mike Hannegan
Athletic Trainer: Joel Farnsworth
Equipment Manager: Brendan Burke, Mat Shaver
Communications: Brendan Burke
Broadcaster: Brendan Burke

Home Arena: Peoria Civic Center - Carver Arena
Capacity: 9,919
Began Play: 1982-83 (IHL)
Entered AHL: 2005-06
Calder Cups: None
Seasons in Playoffs: 1 of 3
Conference: Western
Division: West
Time Zone: Central
Affiliation: St. Louis Blues
Team Colors: Navy, Royal Blue, Gold

2007-08 Home Attendance: 177,637 (4,441 avg. - 17th in AHL)
2007-08 Regular Season Record: 38-33-4-5, 85 pts. (7th in West
Division/10th in Western Conference/18th in AHL)
2008 Playoff Record: Did not qualify

2008-09 VS. RIVERMEN

11/8 @ Peoria 8:00
12/26 PEORIA 7:00
12/30 @ Peoria 8:00
3/11 PEORIA 7:00
3/14 PEORIA 7:00
4/11 @ Peoria 8:00

ALL-TIME SERIES VS. RIVERMEN

Season	Home					Road					Totals				
	W	L	T	OTL	SOL	W	L	T	OTL	SOL	W	L	T	OTL	SOL
2005-06	2	0	—	0	0	1	1	—	0	0	3	1	—	0	0
2006-07	2	2	—	0	0	2	2	—	0	0	4	4	—	0	0
2007-08	0	2	—	0	1	2	1	—	0	0	2	3	—	0	1
TOTALS	4	4	0	0	1	5	4	0	0	0	9	8	0	0	1



PHILADELPHIA PHANTOMS

3601 South Broad Street
Philadelphia, PA 19148
www.phantomshockey.com

Phone: (215) 465-4522
Fax: (215) 952-5245
Press Box: (215) 218-7826

General Manager: Paul Holmgren
Vice President: Mike Thornton
Head Coach: John Paddock
Associate Coach: Kjell Samuelsson
Goaltending Coach: Neil Little
Athletic Trainer: George Sporing
Equipment Manager: Damion Parmelee
Public Relations/
Broadcaster: Brian Smith

Home Arena: Wachovia Spectrum
Capacity: 17,380
Entered AHL: 1996-97
Calder Cups: Two (1998, 2005)
Seasons in Playoffs: 9 of 12
Conference: Eastern
Division: East
Time Zone: Eastern
Affiliation: Philadelphia Flyers
Team Colors: Purple, Black, Orange

2007-08 Home Attendance: 267,148 (6,679 avg. – 8th in AHL)
2007-08 Regular Season Record: 46-27-4-3, 99 pts. (2nd in East
Division/4th in Eastern Conference/8th in AHL)

2008 Playoff Record: 5-7 (defeated Albany 4-3 in East Division semis; lost to Wilkes-Barre/Scranton 1-4 in East
Division finals)

2008-09 VS. PHANTOMS

1/9 PHILADELPHIA 7:00
1/10 PHILADELPHIA 7:00
3/28 @ Philadelphia 7:05
3/29 @ Philadelphia 5:05

ALL-TIME SERIES VS. PHANTOMS

Season	Home					Road					Totals				
	W	L	T	OTL	SOL	W	L	T	OTL	SOL	W	L	T	OTL	SOL
2002-03	1	0	0	0	—	1	0	0	0	—	2	0	0	0	—
2003-04	0	1	0	0	—	1	0	0	0	—	1	1	0	0	—
2004-05	0	1	—	0	0	1	0	—	0	0	1	1	—	0	0
2005-06	1	0	—	0	0	0	1	—	0	0	1	1	—	0	0
2006-07	1	0	—	0	0	1	0	—	0	0	2	0	—	0	0
TOTALS	3	2	0	0	0	4	1	0	0	0	7	3	0	0	0



PORTLAND PIRATES

94 Free Street
Portland, ME 04101
www.portlandpirates.com

Phone: (207) 828-4665
Fax: (207) 773-3278
Press Box: (207) 828-4608

Chairman: Lyman Bullard Jr.
Managing Owner/CEO: Brian Petrovek
General Manager: Darcy Regier
Head Coach: Kevin Dineen
Assistant Coach: Eric Weinrich
Medical Trainer: Robert Frost
Equipment Manager: Henning Aagaard-Svendsen
Communications: Greg Glynn, Laurie Cummins
Broadcaster: Greg Glynn

Home Arena: Cumberland County Civic Center
Capacity: 6,733
Entered AHL: 1993-94
Calder Cups: One (1994)
Seasons in Playoffs: 11 of 15
Conference: Eastern
Division: Atlantic
Time Zone: Eastern
Affiliation: Buffalo Sabres
Team Colors: Red, Silver, Black

2007-08 Home Attendance: 194,435 (4,861 avg. –
14th in AHL)

2007-08 Regular Season Record: 45-26-5-4, 99 pts. (3rd in Atlantic Division/5th in Eastern Conference/9th in AHL)
2008 Playoff Record: 11-7 (defeated Hartford 4-1 in Atlantic Division semis; defeated Providence 4-2 in Atlantic
Division finals; lost to Wilkes-Barre/Scranton 3-4 in Eastern Conference finals)

2008-09 VS. PIRATES

No games scheduled



PROVIDENCE BRUINS

1 LaSalle Square
 Providence, RI 02903
www.providencebruins.com

Phone: (401) 273-5000
 Fax: (401) 273-5004
 Press Box: (401) 273-6314

Owner/Chairman:	H. Larue Renfroe	Home Arena:	Dunkin' Donuts Center Providence
CEO:	Jeff Fear	Capacity:	11,075
General Manager:	Peter Chiarelli	Entered AHL:	1992-93
Assistant GM:	Jim Benning	Calder Cups:	One (1999)
Head Coach:	Rob Murray	Seasons in Playoffs:	14 of 16
Assistant Coach:	Bruce Cassidy	Conference:	Eastern
Athletic Trainer:	Thomas Bourdon	Division:	Atlantic
Equipment Manager:	J.W. Aiken	Time Zone:	Eastern
PR/Broadcasters:	Kevin Boryczki, Adam Kaufman	Affiliation:	Boston Bruins
		Team Colors:	Black, Gold

2007-08 Home Attendance: 244,276 (6,107 avg. – 10th in AHL)
 2007-08 Regular Season Record: 55-18-3-4, 117 pts. (1st in Atlantic Division/1st in Eastern Conference/1st in AHL)
 2008 Playoff Record: 6-4 (defeated Manchester 4-0 in Atlantic Division semis; lost to Portland 2-4 in Atlantic Division finals)

2008-09 VS. BRUINS

No games scheduled



QUAD CITY FLAMES

1201 River Drive
 Moline, IL 61265
www.qcflames.com

Phone: (309) 764-7825
 Fax: (309) 764-7858
 Press Box: (309) 277-1432

Chief Executive Officer:	Neil Bossola	Home Arena:	I Wireless Center
Head Coach:	Ryan McGill	Capacity:	9,435
Assistant Coach:	Scott Allen	Entered AHL:	2007-08
Athletic Trainer:	Darryl "DJ" Amadio	Calder Cups:	None
Equipment Manager:	Matt Broyles	Seasons in Playoffs:	0 of 1
Media Relations/ Broadcaster:	Aaron Roof	Conference:	Western
		Division:	West
		Time Zone:	Central
		Affiliation:	Calgary Flames
		Team Colors:	Red, Black, Gold

2007-08 Home Attendance: 140,908 (3,523 avg. – 27th in AHL)
 2007-08 Regular Season Record: 38-32-3-7, 86 pts. (6th in West Division/9th in Western Conference/17th in AHL)
 2008 Playoff Record: Did not qualify

2008-09 VS. FLAMES

11/15	@ Quad City	8:05
1/23	QUAD CITY	7:00
1/24	QUAD CITY	7:00
2/4	@ Quad City	8:05

ALL-TIME SERIES VS. FLAMES

Season	Home					Road					Totals				
	W	L	T	OTL	SOL	W	L	T	OTL	SOL	W	L	T	OTL	SOL
2007-08	0	2	—	0	0	0	1	—	0	1	0	3	—	0	1
TOTALS	0	2	0	0	0	0	1	0	0	1	0	3	0	0	1



ROCHESTER AMERICANS

One War Memorial Square
Rochester, NY 14614
www.amerks.com

Phone: (585) 454-5335
Fax: (585) 454-3954
Press Box: (585) 758-5356 / (585) 758-5357

Owner/CEO: Curt Styres
General Manager: Jody Gage
Head Coach: Benoit Groulx
Assistant Coach: Jason Cipolla
Goaltending Coach: Bob Janosz
Athletic Trainer: Kent Weisbeck
Equipment Manager: Peter Bureaux
Communications: Craig Rybczynski, Warren Kosel
Broadcasters: Don Stevens, Ric Seiling

Home Arena: Blue Cross Arena at the Rochester War Memorial
Capacity: 11,200
Entered AHL: 1956-57
Calder Cups: Six (1965, 1966, 1968, 1983, 1987, 1996)
Seasons in Playoffs: 40 of 52
Conference: Western
Division: North
Time Zone: Eastern
Affiliation: Florida Panthers
Team Colors: Red, Blue

2007-08 Home Attendance: 273,404 (6,835 avg. - 6th in AHL)
2007-08 Regular Season Record: 24-46-6-4, 58 pts. (7th in North Division/15th in Western Conference/29th in AHL)
2008 Playoff Record: Did not qualify

2008-09 VS. AMERICANS

11/29	ROCHESTER	7:00
12/21	@ Rochester	6:05
1/30	ROCHESTER	7:00
1/31	ROCHESTER	7:00
2/18	@ Rochester	7:05
4/5	@ Rochester	6:05

ALL-TIME SERIES VS. AMERICANS

Season	Home					Road					Totals				
	W	L	T	OTL	SOL	W	L	T	OTL	SOL	W	L	T	OTL	SOL
2001-02	0	2	0	0	—	1	1	0	0	—	1	3	0	0	—
2002-03	2	0	0	0	—	2	0	0	0	—	4	0	0	0	—
2003-04	0	0	1	0	—	0	1	0	0	—	0	1	1	0	—
2004-05	1	0	—	0	0	0	1	—	0	0	1	1	—	0	0
2005-06	3	0	—	0	0	1	2	—	0	0	4	2	—	0	0
2006-07	3	1	—	0	0	1	2	—	1	0	4	3	—	1	0
2007-08	2	2	—	0	0	1	3	—	0	0	3	5	—	0	0
TOTALS	11	5	1	0	0	6	10	0	1	0	17	15	1	1	0



ROCKFORD ICEHOGS

300 Elm Street
Rockford, IL 61101
www.icehogs.com

Phone: (815) 986-6465
Fax: (815) 963-0974
Press Box: (815) 963-1618

General Manager: Mark Bernard
Head Coach: Bill Peters
Assistant Coach: Ted Dent
Athletic Trainer: D.J. Jones
Equipment Manager: Jim Heintzelman
Communications: Mike Peck, Chris Etheridge
Broadcaster: Mike Peck

Home Arena: Rockford MetroCentre
Capacity: 6,633
Entered AHL: 2007-08
Calder Cups: None
Seasons in Playoffs: 1 of 1
Conference: Western
Division: West
Time Zone: Central
Affiliation: Chicago Blackhawks
Team Colors: Red, Black, Blue

2007-08 Home Attendance: 153,056 (3,826 avg. - 25th in AHL)
2007-08 Regular Season Record: 44-26-4-6, 98 pts. (2nd in West Division/5th in Western Conference/10th in AHL)
2008 Playoff Record: 7-5 (defeated Houston 4-1 in West Division semis; lost to Chicago 3-4 in West Division finals)

2008-09 VS. ICEHOGS

1/7	ROCKFORD	7:00
1/17	@ Rockford	8:05
1/19	@ Rockford	8:05
3/4	ROCKFORD	7:00

ALL-TIME SERIES VS. ICEHOGS

Season	Home					Road					Totals				
	W	L	T	OTL	SOL	W	L	T	OTL	SOL	W	L	T	OTL	SOL
2007-08	1	1	—	0	0	0	1	—	0	1	1	2	—	0	1
TOTALS	1	1	0	0	0	0	1	0	0	1	1	2	0	0	1



SAN ANTONIO RAMPAGE

One AT&T Center
San Antonio, TX 78219
www.sarampage.com

Phone: (210) 444-5000
Fax: (210) 444-5704
Press Box: (210) 444-5812

Chairman: Peter Holt
General Manager: Brad Treliving
Head Coach: Greg Ireland
Assistant Coach: Ray Edwards
Athletic Trainer: Mike Ermatinger
Equipment Manager: John Krouse
Media Relations: Joe Dominey, Katie Krause
Broadcaster: Joe Dominey

Home Arena: AT&T Center
Capacity: 7,035 (lower bowl)
Entered AHL: 2002-03
Calder Cups: None
Seasons in Playoffs: 2 of 6
Conference: Western
Division: West
Time Zone: Central
Affiliation: Phoenix Coyotes
Team Colors: Black, Grey, Silver

2007-08 Home Attendance: 180,808 (4,520 avg. - 16th in AHL)
2007-08 Regular Season Record: 42-28-3-7, 94 pts. (5th in West
Division/8th in Western Conference/13th in AHL)
2008 Playoff Record: 3-4 (lost to Toronto 3-4 in North Division semis)

2008-09 VS. RAMPAGE

2/22 SAN ANTONIO 4:00
3/7 @ San Antonio 8:00

ALL-TIME SERIES VS. RAMPAGE

Season	Home					Road					Totals				
	W	L	T	OTL	SOL	W	L	T	OTL	SOL	W	L	T	OTL	SOL
2002-03	3	2	0	0	—	3	2	0	0	—	6	4	0	0	—
2003-04	3	1	1	0	—	3	2	0	0	—	6	3	1	0	—
2004-05	2	2	—	0	0	4	0	—	0	0	6	2	—	0	0
2005-06	2	0	—	0	0	2	0	—	0	0	4	0	—	0	0
2006-07	2	0	—	0	0	1	0	—	1	0	3	0	—	1	0
2007-08	1	0	—	0	0	0	1	—	0	0	1	1	—	0	0
TOTALS	13	5	1	0	0	13	5	0	1	0	26	10	1	1	0



SPRINGFIELD FALCONS

45 Falcons Way
Springfield, MA 01103
www.falconsahl.com

Phone: (413) 739-3344
Fax: (413) 739-3389
Press Box: (413) 736-0435

President/
General Manager: Bruce Landon
Head Coach: Jeff Truitt
Assistant Coaches: Gerry Fleming, David Bell
Athletic Trainer: Brandon Dionne
Equipment Manager: Ralph Calvanese
Media Relations: Damon Markiewicz
Broadcaster: Mike Kelly

Home Arena: MassMutual Center
Capacity: 6,815
Entered AHL: 1994-95
Calder Cups: None
Seasons in Playoffs: 6 of 14
Conference: Eastern
Division: Atlantic
Time Zone: Eastern
Affiliation: Edmonton Oilers
Team Colors: Blue, Black, Yellow, Grey

2007-08 Home Attendance: 139,242 (3,481 avg. - 28th in AHL)
2007-08 Regular Season Record: 35-35-5-5, 80 pts. (5th in
Atlantic Division/11th in Eastern Conference/22nd in AHL)
2008 Playoff Record: Did not qualify

2008-09 VS. FALCONS

No games scheduled



SYRACUSE CRUNCH

800 South State Street
Syracuse, NY 13202
www.syracusecrunch.com

Phone: (315) 473-4444
Fax: (315) 473-4449
Press Box: (315) 426-2795

President/CEO: Howard Dolgon
General Manager/CFO: Vance Lederman
Head Coach: Ross Yates
Assistant Coach: Trent Cull
Athletic Trainer: Mark Doren
Equipment Manager: Rodney Blachford
Public Relations: John Neenan
Broadcaster: Bob McElligott

Home Arena: Onondaga County War Memorial at Oncenter
Capacity: 6,230
Entered AHL: 1994-95
Calder Cups: None
Seasons in Playoffs: 9 of 14
Conference: Western
Division: North
Time Zone: Eastern
Affiliation: Columbus Blue Jackets
Team Colors: Black, Navy, Ice Blue, Red, Light Green

2007-08 Home Attendance: 217,694 (5,442 avg. - 13th in AHL)
2007-08 Regular Season Record: 46-26-2-6, 100 pts. (2nd in North Division/3rd in Western Conference/6th in AHL)
2008 Playoff Record: 7-6 (defeated Manitoba 4-2 in North Division semis; lost to Toronto 3-4 in North Division finals)

2008-09 VS. CRUNCH

10/29 SYRACUSE 7:00
12/17 SYRACUSE 7:00
2/13 @ Syracuse 7:30
2/27 @ Syracuse 7:30

ALL-TIME SERIES VS. CRUNCH

Season	Home				Road				Totals				
	W	L	T	SOL	W	L	T	SOL	W	L	T	SOL	
2002-03	1	1	0	0	—	2	0	0	—	3	1	0	0
2005-06	3	0	—	0	0	3	0	—	0	6	0	—	0
2006-07	2	0	—	0	0	0	2	—	0	2	2	—	0
2007-08	1	1	—	0	0	1	1	—	0	2	2	—	0
TOTALS	7	2	0	0	0	6	3	0	0	13	5	0	0



TORONTO MARLIES

100 Princes' Boulevard
Toronto, Ontario M6K 3C3
www.torontomarlies.com

Phone: (416) 263-3900
Fax: (416) 263-3901
Press Box: (416) 263-3958

General Manager: Jeff Jackson
Head Coach: Greg Gilbert
Assistant Coaches: Joe Paterson, Doug Gilmour
Athletic Therapist: Andy Playter
Equipment Manager: Brad Harrison
Media Relations: Trevor Van Knotsenburg
Broadcaster: John Bartlett

Home Arena: Ricoh Coliseum
Capacity: 7,851
Entered AHL: 2005-06
Calder Cups: None
Seasons in Playoffs: 2 of 3
Conference: Western
Division: North
Time Zone: Eastern
Affiliation: Toronto Maple Leafs
Team Colors: Dark Blue, Light Blue

2007-08 Home Attendance: 173,926 (4,348 avg. - 19th in AHL)
2007-08 Regular Season Record: 50-21-3-6, 109 pts. (1st in North Division/2nd in Western Conference/4th in AHL)
2008 Playoff Record: 9-10 (defeated San Antonio 4-3 in North Division semis; defeated Syracuse 4-3 in North Division finals; lost to Chicago 1-4 in Western Conference finals)

2008-09 VS. MARLIES

10/19 @ Toronto 4:00
12/5 TORONTO 7:00
1/21 TORONTO 7:00
2/8 @ Toronto 4:00
2/14 @ Toronto 4:00
3/1 @ Toronto 4:00
3/20 TORONTO 7:00
3/21 TORONTO 7:00

ALL-TIME SERIES VS. MARLIES

Season	Home				Road				Totals					
	W	L	T	SOL	W	L	T	SOL	W	L	T	SOL		
2005-06	2	1	—	0	0	1	2	—	0	0	3	3	—	0
2006-07	2	2	—	0	0	2	2	—	0	0	4	4	—	0
2007-08	2	2	—	0	0	1	3	—	0	0	3	5	—	0
TOTALS	6	5	0	0	0	4	7	0	0	0	10	12	0	0

Year	Home		Road		Totals	
	W	L	W	L	W	L
2006	1	1	3	0	4	1
TOTALS/AHL TOTALS	1	1	3	0	4	1

WILKES-BARRE/SCRANTON PENGUINS



670 North River Street, Suite 210
Wilkes-Barre, PA 18705
www.wbspenguins.com

Phone: (570) 208-7367
Fax: (570) 208-5432
Press Box: (570) 970-3627

Owner:	Mario Lemieux and The Lemieux Group	Home Arena:	Wachovia Arena at Casey Plaza
CEO:	Jeff Barrett	Capacity:	8,143
General Manager:	Chuck Fletcher	Entered AHL:	1999-00
Head Coach:	Dan Bylsma	Calder Cups:	None
Assistant Coach:	Todd Reirden	Seasons in Playoffs:	7 of 9
Athletic Trainer:	Patrick Steidle	Conference:	Eastern
Equipment Manager:	Teddy Richards	Division:	East
Communications:	Brian Coe	Time Zone:	Eastern
Broadcaster:	Scott Stuccio	Affiliation:	Pittsburgh Penguins
		Team Colors:	Black, Las Vegas Gold, Red

2007-08 Home Attendance: 306,662 (7,667 avg. – 3rd in AHL)
2007-08 Regular Season Record: 47-26-3-4, 101 pts. (1st in East Division/3rd in Eastern Conference/5th in AHL)
2008 Playoff Record: 14-9 (defeated Hershey 4-1 in East Division semis; defeated Philadelphia 4-1 in East Division finals; defeated Portland 4-3 in Eastern Conference finals; lost to Chicago 2-4 in Calder Cup finals)

2008-09 VS. PENGUINS

11/21 **WILKES-BARRE/** 7:00
SCRANTON
3/25 @ Wilkes-Barre/ 7:05
Scranton

ALL-TIME SERIES VS. PENGUINS

Season	Home				Road				Totals					
	W	L	T	SOL	W	L	T	SOL	W	L	T	SOL		
2001-02	1	0	0	0	—	1	0	0	0	—	2	0	0	0
2006-07	1	0	—	0	0	1	0	—	0	0	2	0	—	0
TOTALS	2	0	0	0	0	2	0	0	0	0	4	0	0	0

Playoffs Year	Home		Road		Totals	
	W	L	W	L	W	L
2003	2	0	1	1	3	1
TOTALS	2	0	1	1	3	1



WORCESTER SHARKS

50 Foster Street
Worcester, MA 01608
www.sharksahl.com

Phone: (508) 929-0500
Fax: (508) 929-0510
Press Box: (508) 929-0771 / (508) 929-0776

President/CEO:	Michael T. Lehr	Home Arena:	DCU Center
General Manager:	Wayne Thomas	Capacity:	6,800
VP/Assistant GM.:	Michael A. Mudd	Entered AHL:	2006-07
Head Coach:	Roy Sommer	Calder Cups:	None
Assistant Coach:	David Cunniff	Seasons in Playoffs:	1 of 2
Athletic Trainer:	Matt White	Conference:	Eastern
Equipment Manager:	Vinny Ferraiuolo	Division:	Atlantic
Public Relations/ Broadcaster:	Eric Lindquist	Time Zone:	Eastern
		Affiliation:	San Jose Sharks
		Team Colors:	Teal, Black, Gray, Gold

2007-08 Home Attendance: 173,745 (4,344 avg. – 20th in AHL)
2007-08 Regular Season Record: 32-37-5-6, 75 pts. (6th in Atlantic Division/12th in Eastern Conference/24th in AHL)
2008 Playoff Record: Did not qualify

2008-09 VS. SHARKS

No games scheduled

GRIFFINS ALL-TIME RECORDS VERSUS OPPONENTS

Regular Season

	HOME					ROAD					TOTALS				
	W	L	T	OTL	SOL	W	L	T	OTL	SOL	W	L	T	OTL	SOL
Albany River Rats	0	1	0	0	0	1	0	0	0	0	1	1	0	0	0
Binghamton Senators	0	0	1	0	0	0	0	0	1	0	0	0	1	1	0
Bridgeport Sound Tigers	0	0	0	0	0	0	0	0	0	0	0	0	0	0	0
Chicago Wolves*	20	11	2	2	2	21	17	0	1	0	41	28	2	3	2
Cincinnati Cyclones (IHL)	15	6	0	0	1	10	5	0	0	2	25	11	0	0	3
Cincinnati Mighty Ducks	11	4	2	0	0	11	6	0	0	0	22	10	2	0	0
Cleveland Barons	12	4	0	0	0	9	6	0	0	1	21	10	0	0	1
Cleveland Lumberjacks (IHL)	10	6	0	0	2	7	8	0	0	2	17	14	0	0	4
Detroit Vipers (IHL)	9	9	0	0	2	11	6	0	0	2	20	15	0	0	4
Edmonton Road Runners	1	1	0	0	0	0	2	0	0	0	1	3	0	0	0
Fort Wayne Komets (IHL)	6	4	0	0	1	5	3	0	0	2	11	7	0	0	3
Hamilton Bulldogs	10	7	1	0	2	8	12	0	0	0	18	19	1	0	2
Hartford Wolf Pack	0	0	0	0	0	0	0	0	0	0	0	0	0	0	0
Hershey Bears	3	0	0	0	0	3	0	0	0	0	6	0	0	0	0
Houston Aeros*	16	10	2	1	3	13	13	4	1	3	29	23	6	2	6
Indianapolis Ice (IHL)	5	4	0	0	3	8	1	0	0	2	13	5	0	0	5
Iowa Chops	0	0	0	0	0	0	0	0	0	0	0	0	0	0	0
Iowa Stars	4	0	0	1	1	3	2	0	0	1	7	2	0	1	2
Kansas City Blades (IHL)	5	5	0	0	1	6	5	0	0	2	11	10	0	0	3
Lake Erie Monsters	4	1	0	0	0	2	2	0	0	1	6	3	0	0	1
Las Vegas Thunder (IHL)	1	2	0	0	0	2	1	0	0	0	3	3	0	0	0
Long Beach Ice Dogs (IHL)	1	3	0	0	0	1	3	0	0	0	2	6	0	0	0
Lowell Devils	0	0	0	0	0	0	0	0	0	0	0	0	0	0	0
Manchester Monarchs	0	0	0	0	0	0	0	0	0	0	0	0	0	0	0
Manitoba Moose*	20	8	1	0	5	17	12	0	0	2	37	20	1	0	7
Michigan K-Wings (IHL)	14	3	0	0	2	14	5	0	0	2	28	8	0	0	4
Milwaukee Admirals*	26	13	2	1	1	19	17	5	3	3	45	30	7	4	4
Norfolk Admirals	1	1	0	0	0	1	0	1	0	0	2	1	1	0	0
Omaha Ak-Sar-Ben Knights	2	2	0	0	0	3	1	0	0	0	5	3	0	0	0
Orlando Solar Bears (IHL)	10	10	0	1	2	4	15	0	1	3	14	25	0	2	5
Peoria Rivermen	4	4	0	0	1	5	4	0	0	0	9	8	0	0	1
Philadelphia Phantoms	3	2	0	0	0	4	1	0	0	0	7	3	0	0	0
Phoenix Roadrunners (IHL)	0	0	0	0	1	1	0	0	0	0	1	0	0	0	1
Portland Pirates	0	0	0	0	0	0	0	0	0	0	0	0	0	0	0
Providence Bruins	0	0	0	0	0	0	0	0	0	0	0	0	0	0	0
Quad City Flames	0	2	0	0	0	0	1	0	0	1	0	3	0	0	1
Quebec Rafales (IHL)	3	4	0	0	0	5	2	0	0	1	8	6	0	0	1
Rochester Americans	11	5	1	0	0	6	10	0	1	0	17	15	1	1	0
Rockford IceHogs	1	1	0	0	0	0	1	0	0	1	1	2	0	0	1
San Antonio Dragons (IHL)	2	1	0	0	0	1	1	0	0	0	3	2	0	0	0
San Antonio Rampage	13	5	1	0	0	13	5	0	1	0	26	10	1	1	0
Springfield Falcons	0	0	0	0	0	0	0	0	0	0	0	0	0	0	0
St. John's Maple Leafs	2	1	0	1	0	2	1	1	0	0	4	2	1	1	0
Syracuse Crunch	7	2	0	0	0	6	3	0	0	0	13	5	0	0	0
Toronto Marlies	6	5	0	0	0	4	7	0	0	0	10	12	0	0	0
Toronto Roadrunners	0	1	1	0	0	2	0	0	0	0	2	1	1	0	0
Utah Grizzlies*	15	9	1	0	1	9	15	1	1	0	24	24	2	1	1
Wilkes-Barre/Scranton Penguins	2	0	0	0	0	2	0	0	0	0	4	0	0	0	0
Worcester Sharks	0	0	0	0	0	0	0	0	0	0	0	0	0	0	0
TOTALS	275	157	15	7	31	239	193	12	10	31	514	350	27	17	62

Playoffs

	HOME		ROAD		TOTALS	
	W	L	W	L	W	L
Chicago Wolves*	4	6	4	5	8	11
Cincinnati Cyclones (IHL)	2	2	2	2	4	4
Cleveland Lumberjacks (IHL)	3	2	5	0	8	2
Houston Aeros	2	2	1	2	3	4
Manitoba Moose	4	3	3	4	7	7
Milwaukee Admirals	0	2	0	2	0	4
Orlando Solar Bears (IHL)	1	4	3	3	4	7
Toronto Marlies	1	1	3	0	4	1
Wilkes-Barre/Scranton Penguins	2	0	1	1	3	1
TOTALS	19	22	22	19	41	41

*Includes IHL records (1996-01)
Current AHL teams in bold

GRIFFINS MEDIA INFORMATION

CREDENTIALS: Members of the media must e-mail or fax requests for single-game credentials to the Griffins public relations office no later than 24 hours prior to game time. The names of individuals covering the game must be specified. Freelancers must provide proof of assignment. Credentials will be left at the media (service) entrance on the southeast side of Van Andel Arena. Pre-game information and notes, between-period statistics, out-of-town scores and final statistics will be made available. Media displaying game credentials will also have access to the Griffins media room, the press box and both home and visiting team dressing rooms.

Credentials will not be issued to family members, non-working media, or anyone not associated with accredited media organizations. Requests for credentials received on game day will not be granted. Season credentials will be granted only to print, television and radio media who cover the Griffins on a regular basis.

Individuals possessing official National Hockey League or American Hockey League credentials will be granted full access to the arena. Call the public relations office to reserve parking and press box seating.

PARKING: Limited reserved parking is available to media in Area 4 (behind the arena, across Oakes Street). To request parking, contact the public relations office by 5 p.m. ET the day before the game.

MEDIA ENTRANCE: The media will call table is located at the southeast service entrance of Van Andel Arena (off Ionia Street). Media, scouts and broadcasters must use this entrance on game nights and should be prepared to present photo identification if requested. Credentials are available from two hours prior to game time until 20 minutes before faceoff. After that time, credentials may be picked up at the public will call windows in the main (north) lobby of the arena.

PRESS BOX: The press box at Van Andel Arena is located on the fourth floor above the upper-level suites on the east side of the building. It can be accessed by taking the elevator at the media entrance to level 3, then turning left and walking up the flight of stairs. The press box can seat a maximum of 36 people for Griffins home games, and all seating is assigned. Please call ahead to reserve seating. Media personnel requiring telephone access for filing purposes should notify the Griffins public relations office. Complimentary wireless Internet access is also available.

MEDIA ROOM: The media room at Van Andel Arena is located on the locker room (west) side of the building on the first floor. The media room is a source of pre- and post-game information, including statistics. A pre-game meal is also available to credentialed media, beginning one hour and 45 minutes prior to game time. A limited number of telephones are available for media use in the media room and the press box.

PHOTOGRAPHERS: Photographers wishing to cover Griffins home games should follow the aforementioned procedure for media, submitting their e-mailed or faxed request no later than 24 hours prior to game time. Photographers may shoot only from areas designated by the public relations office, and on a space-available basis. Freelance photographers must provide proof of assignment. Fans and others without photo credentials may not use detachable lenses (greater than 35 mm), flash or video, and the resulting photos may not be published, transmitted or distributed in any manner, including via the Internet.

DRESSING ROOMS: Per AHL policy, players and coaches will be made available for interviews within the locker rooms after a 10-minute cooling-off period. The training room and weight room are off-limits to media personnel at all times.

INTERVIEWS: Requests for all Griffins player and coach interviews, pre-game or otherwise, should be made to the Griffins public relations office. Requests for interviews such as live shots on a game night should be made that day during the Griffins' morning skate (usually held at 10 a.m. ET at Van Andel Arena). Please do not enter the Griffins locker room unless accompanied by a Griffins public relations staff member.

PRACTICES: Griffins practices are held at either Van Andel Arena or at Griff's IceHouse at Belknap Park (30 Coldbrook Road NE) and are open to the media. Consult the public relations office for exact dates and times.

PUBLIC RELATIONS/BROADCASTING PERSONNEL:

	<u>Office</u>	<u>Cell</u>	<u>E-Mail</u>
Randy Cleves, sr. dir. public rel.	(616) 774-4585 ext. 3046	(616) 550-3665	rcleves@griffinshockey.com
Randy Rice, public rel. asst.	(616) 774-4585 ext. 3026	(616) 813-4251	rrrice@griffinshockey.com
Bob Kaser, VP broadcasting	(616) 774-4585 ext. 3027		bkaser@griffinshockey.com

PUBLIC RELATIONS FAX: (616) 336-5464

PRESS BOX PHONE: (616) 742-6410

GRIFFINS PRIMARY MEDIA DIRECTORY

BEAT WRITER

Michael Zuidema, Grand Rapids Press – 155 Michigan St. NW, Grand Rapids, MI 49503; Office: (616) 222-5477; Fax: (616) 222-5224; E-mail: mzuidema@grpress.com

NEWSPAPERS

Grand Rapids Press (PM) – 155 Michigan St. NW, Grand Rapids, MI 49503; Main: (616) 459-1400; Sports Department: (616) 222-5477; Fax: (616) 222-5224; Sports Editor: Mary Ullmer; Reporter: Michael Zuidema; Columnists: Greg Johnson, David Mayo

Holland Sentinel (AM) – 54 W. Eighth Street, Holland, MI 49423; Main: (800) 968-3497; Fax: (616) 393-6710; Sports Editor: Alan Babbitt

Advance Newspapers (Weekly) – P.O. Box 9, Jenison, MI 49429; Main: (616) 669-2700; Sports Department: (616) 669-8605; Fax: (616) 669-4848; Sports Editor: Larry Hirt

TELEVISION STATIONS

WWMT Ch. 3 (CBS) – 590 W. Maple St., Kalamazoo, MI 49008; (269) 388-4717; Fax: (269) 388-8322; Sports Director: Ed Kengerski; Reporter: Andy Pepper

WOOD Ch. 8 (NBC) – 120 College Ave. SE, Grand Rapids, MI 49508; (616) 235-4317; Fax: (616) 456-5755; Sports Director: Jack Doles; Reporters: Jason Terzis, John Richard

WZZM Ch. 13 (ABC) – 645 Three Mile Rd., Grand Rapids, MI 49544; (616) 559-1432; Fax: (616) 784-8367; Sports Director: Tom Clyde; Reporters: David Solano, Dan Harland

WXMI Ch. 17 (FOX) – 3117 Plaza Dr. NE, Grand Rapids, MI 49525; (616) 447-5127; Fax: (616) 364-6018; Sports Director: Brent Ashcroft; Reporters: Tara Miller, Steve Amorose

RADIO STATIONS

WOOD 1300 AM (Flagship)/WTKG 1230 AM/WBFX 101.3 FM – 77 Monroe Center NW, Suite 1000, Grand Rapids, MI 49503; (616) 459-1919; Fax: (616) 742-0160; Contacts: Steve Kelly and Gary Allen (WOOD), John "The Hoss" Perry (WTKG), Joe Daugherty (WBFX)

WBBL 1340 AM (All-Sports)/WKQLQ 107.3 FM – 60 Monroe Center NW, Grand Rapids, MI 49503; (616) 774-8461; Fax: (616) 451-3299; Contacts: Bret Bakita and Bill Simonson (WBBL), Michael Grey (WKQLQ)

WGRD 97.9 FM/WTRV 100.5 FM – 50 Monroe NW, Suite 500, Grand Rapids, MI 49503; (616) 451-4800; Fax: (616) 451-4899; Contacts: Eric Zane (WGRD), Andy Rent and Chuck Latour (WTRV)

WCSG 91.3 FM – 1159 E. Beltline NE, Grand Rapids, MI 49525; (616) 942-1500; Fax: (616) 942-7078; Contact: Joel Hill

WSCG 1380 AM – 9181 SW Greenville Road, Greenville, MI 48838; (616) 754-3656; Contact: Chip Burch

GRIFFINS ON THE AIR

LARRY FIGURSKI COLOR COMMENTATOR



One of Grand Rapids' most popular television personalities, **Larry Figurski** settles in for his ninth season providing color commentary for the majority of the Griffins' 40 home games. He and Griffins play-by-play broadcaster **Bob Kaser** received Michigan AP's award for Best Live Sports/Class II Radio in 2006, 2005 and 2002.

Figurski, a sports and news anchor for WOOD-TV 8 since 2000, became a household name in West Michigan during his time at WZZM-TV 13. He is a seven-time winner of the Michigan AP Best Sportscast award, and a two-time recipient of the Michigan AP Best Sports Feature honor.

Prior to moving to Grand Rapids, the Detroit native and Central Michigan University grad also plied his trade in the Michigan television markets of Alpena, Cadillac and Traverse City.

Larry and his wife, Lisa, have two daughters, Raychel and Samantha.

WOOD
NEWSRADIO 1300

Comcast

GRIFFINS COMMUNITY PROGRAMS

The Grand Rapids Griffins organization, including ownership, management, coaches and players, takes great pride in its interactions with the West Michigan community. In addition to developing many unique and successful programs, the Griffins make countless player and mascot appearances throughout the year.

As their efforts have evolved, the Griffins have focused on developing a variety of programs to raise money for charity. These endeavors enabled the Griffins to generate nearly \$1.8 million for various schools, organizations and non-profits during the past six seasons alone.

The Griffins will continue striving to enhance their community by touching thousands of lives through their dynamic programs, which include:

I. GREAT SKATE WINTERFEST



The Great Skate debuted in 2002 as a 24-hour ice skating marathon held at the outdoor Rosa Parks Circle Ice Rink in downtown Grand Rapids, with every Griffins player and coach skating for at least one hour around the clock with fans. New for 2009, the seventh-annual event will expand into a two-day Winterfest, kicking off on Saturday, Jan. 10 at 10 a.m. with skating, winter sports demonstrations, games and activities as part of a celebration of winter in our city. The festival will conclude with The Great Skate, which will run from 10 p.m.

on Jan. 10 until 10 p.m. on Sunday, Jan. 11. Proceeds from this season's event will once again benefit the Griffins Youth Foundation.

II. GROWING WITH THE GRIFFINS

In conjunction with partners such as Helen DeVos Children's Hospital and Cole's Quality Foods, Growing With The Griffins supports Grand Rapids-area youth hockey programs and the Griffins Youth Foundation. As part of this initiative, Griffins players make several visits to youth hockey practices to hand out t-shirts and help teach fundamentals of hockey. Most importantly, they emphasize the five core values of Cornerstone University's "Champions of Character" program: Respect, Responsibility, Integrity, Servant Leadership and Sportsmanship. The players touch the lives of youngsters in all eight area youth hockey associations (East Grand Rapids Amateur Hockey, Grand Rapids Amateur Hockey, Grand Valley Amateur Hockey, Hockey Association of West Kent, Holland Amateur Hockey, Kentwood Amateur Hockey, Rockford Amateur Hockey, and Southside Amateur Hockey) as well as those who participate in various Youth Foundation programs. Sponsors provide opportunities for these youth hockey teams to play at Van Andel Arena on Saturday afternoons and attend Griffins games on those nights.



III. PUT A LID ON IT

The Griffins, in recognition of the importance of wearing helmets during bicycling and other outdoor activities, eagerly take that message to the streets, specifically to the kids of West Michigan. Helen DeVos Children's Hospital is the presenting sponsor of "Put A Lid On It," whose ultimate goal is to help prevent brain and neurological injuries among our youth.

In recognition of its success, the program earned the 2007 Prevention Award from the Michigan Brain Injury Association. Posters featuring Griffins players, professional cyclists and children wearing their helmets have been distributed to West Michigan schools, libraries, bike and skate shops and other public and retail establishments. Other aspects of the program include a ticket reward program for kids who wear their helmets, an annual donation of helmets to the local Safe Kids affiliates, and special days when Griffins players serve as celebrity crossing guards at area schools.



IV. CHARITABLE GOALS

Local companies team with Griffins players to help raise money for various charities. Every time the player scores a goal or records a point, the company donates \$50 or \$100 towards a mutually agreed upon charity. This year's corporate partners include: Centennial Securities and Darren Haydar (\$50 per goal to the Pursuing a Dream Foundation); Chemical Bank and Darren Helm (\$100 per goal to Restorers Inc. and Fair Housing Center); Blue Cross Blue Shield and Landon Wilson (\$50 per goal to Baxter Community Center); Dean Foods and Jamie Tardif (\$50 per goal to Big Brothers Big Sisters); The Omelette Shoppe and Justin Abdelkader (\$50 per goal to M.A.D.D.); and Comcast and Ryan Oulahan (\$50 per goal to the Literacy Center of West Michigan).



V. YOUTH FOUNDATION GOLF TOURNAMENT



The 14th annual Griffins Youth Foundation Golf Classic, held on August 27, 2008 at Railside Golf Club in Byron Center, raised nearly \$90,000 for the Youth Foundation and the underprivileged and underserved kids it supports. In addition to Griffins players and coaches, several other celebrities from the hockey world have attended this premier event in recent years, including Darren McCarty, Mike Knuble, Detroit Red Wings GM Ken Holland, assistant GM Jim Nill and broadcaster Ken Kal, and Jack O'Callahan and Ken Morrow, members of the 1980 "Miracle on Ice" U.S. Olympic Team.

VI. GRIFFINS VS. SLED WINGS GAME

In one of the most unique events anywhere involving a professional sports team, the Griffins each season play a spirited game of sled hockey against the Grand Rapids Sled Wings, a talented team of physically challenged teenagers sponsored by the Griffins Youth Foundation in partnership with Mary Free Bed Rehabilitation Hospital. This season's fourth-annual game is set for Dec. 9 at Griff's IceHouse, and proceeds will again benefit both the Griffins Youth Foundation and the Sled Wings.



VII. GRIFF'S READING GOALS



Twice each season, the Griffins reward young readers through the Griff's Reading Goals program. In cooperation with the Kent Intermediate School District and the Ottawa Area Intermediate School District, special bookmarks are distributed to Pre-K through eighth grade students, offering rewards for every hour that they read. Pepsi and Craig's Cruisers offer prizes for the first and second hours of reading, while kids who total three hours of reading receive two free tickets to a select Griffins game.

VIII. PUPS AND PUCKS FALL WALK-A-THON

The Griffins will host their inaugural "Pups and Pucks" Fall Walk-a-Thon on Monday, Oct. 13 at Mackenzie's Animal Sanctuary in Lake Odessa. Griffins players, coaches and front office staff will walk rescued dogs for pledges collected by members of the Griffins Booster Club. Presented by Beene Garter LLP, the event invites all animal lovers to attend – with or without a dog to walk – and enjoy a host of activities including live music, a BBQ dinner, hay rides and a K-9 costume contest.



IX. PUCK PALS



Introduced during the 2001-02 season, the Puck Pals program features Griffins players teaming up with local organizations to serve as spokesmen and role models. Players voice PSAs and attend functions and events, helping raise money for charities like the American Cancer Society, the Make-a-Wish Foundation, and the Pursuing a Dream Foundation.

X. PUCKS FOR PLATES

Through the sale of a specially designed puck at home games, the Griffins and Comcast raise money to help serve Thanksgiving and Christmas meals to the less fortunate. Players, along with their wives and girlfriends, serve hot meals during the Thanksgiving and winter holiday season at the Guiding Light Mission.



XI. STICK WITH SCHOOL



Players and staff make several visits to local schools each season as part of the "Stick with School" program, presented by Dean Foods. They relate their life stories and how they came to be professional athletes, while preaching the importance of working hard in school. The players sign a stick and ask that it be displayed in a prominent area so that students are reminded to "Stick with School."

XII. TIP-A-GRIFFIN

On one special night each season, Griffins players and coaches serve food and wait tables at a local restaurant, with tips and auction proceeds benefiting the Griffins Youth Foundation. The popular promotion has raised over \$50,000 for various charities during its first five years.



XIII. YOUTH HOCKEY CAMP



The Griffins Youth Hockey Camp, held each August at Griff's IceHouse at Belknap Park, features current and former Griffins players teaming up to share their experiences, both on and off the ice, with children 6-16 years of age. Local products Mike Knuble of the Philadelphia Flyers and Justin Abdelkader of the Griffins served as on-ice instructors for the 2008 camp, along with Griffins assistant coach and two-time Stanley Cup winner Jim Paek.

XIV. BETTER HALVES

Introduced in Dec. 2003, players' wives and girlfriends team up to assist the Griffins in their community endeavors. Among other charitable activities, the Better Halves raffles a specially decorated Christmas tree each year, with proceeds assisting The Grand Rapids Press' Santa Claus Girls program. Approximately \$2,000 is raised to assist needy families during the holiday season.



XV. HOCKEY FOR THE HEART



Introduced in Jan. 2006, the Hockey for the Heart program features several initiatives to help raise money for the American Heart Association. Through the program, which supports the association's mission of reducing disability and death from cardiovascular diseases and stroke, Huntington Bank and Fox Motors will jointly donate \$100 to the association for every goal the Griffins score at home during the 2008-09 season.

To get involved with any of the Griffins' community endeavors, please call (616) 774-4585 ext. 3027.

GRIFFINS YOUTH FOUNDATION

Our kids learn about teamwork, commitment, generosity, academic achievement, goal-setting, perseverance and good health.

...Not to mention some hockey.



Big things can be accomplished with a little puck.

Our Mission

Established in 1995, the Griffins Youth Foundation promotes academic excellence, community involvement and healthy lifestyles among the youth of West Michigan, enhancing their lives through hockey and ice-related sports.

The foundation was formed by Dan DeVos, co-owner and president of the Grand Rapids Griffins, and his wife, Pam. In conjunction with partners such as the Griffins, the City of Grand Rapids, Davenport University, Mary Free Bed Rehabilitation Hospital, Special Olympics, and Girl Scouts of Michigan Trails, we offer a variety of programming to underserved, underprivileged and at-risk youth in our community at our "home ice," Griff's IceHouse at Belknap Park.

For well over a decade, we've worked to eliminate the high financial and logistical barriers that prevent children from playing hockey and related sports.

Our Kids & Our Programs

Nearly 300 kids play in our 1-2-3, 46er, 79er and Girl Scout Hockey programs, and we support another 25 members of the Grand Rapids Sled Wings sled hockey team.

In addition to hockey programming we also offer ice skating opportunities, including holiday lunch skates and Special Olympics speed skating. Finally, we also provide all the skates for Rosa Parks Circle Ice Rink, the downtown outdoor facility that draws over 20,000 visitors per year.

Our Events

Griffins Youth Foundation Golf Classic – The foundation's primary fundraiser has become one of the largest charitable events in West Michigan, netting approximately \$90,000 each year. Held each August, the tournament features Griffins players and coaches along with celebrities from around the hockey world.

Great Skate Winterfest – The annual Great Skate debuted in 2002 as a 24-hour ice skating marathon held at the outdoor Rosa Parks Circle Ice Rink in downtown Grand Rapids, with every Griffins player and coach skating for at least one hour around the clock with fans. New for 2009, the event will expand into a two-day Winterfest, kicking off on Saturday, Jan. 10 with skating, winter sports demonstrations, games and activities as part of a celebration of winter in our city.

Griffins vs. Sled Wings – In one of the more remarkable events you'll find involving a professional sports team, the entire roster of Griffins plays a friendly game of sled hockey against the Grand Rapids Sled Wings each year.

Our Focus

Hockey is just the start of what our kids learn. From College Night at Davenport University for our 79ers, to mandatory reading and homework programs, to community service projects and presentations on nutrition and exercise, their lessons extend well beyond the ice. In addition, Griffins players make frequent visits

to foundation practices to discuss topics such as maintaining good health and the importance of staying in school.

Our People

Chair: Pam DeVos. President: Bob Kaser, Grand Rapids Griffins. Vice President: Scott Gorsline, DP Fox Sports & Entertainment. Treasurer: Tom Hiller, BDO Seidman. Directors: Randy Cleves, Grand Rapids Griffins; Terri DeBoer, WOOD TV-8; Randy Flechsig, Davenport University; Scott Jacobs, Dean Foods; Tim Masek, Grand Craft. Executive Director: Lynn Rabaut.

Grand Rapids Griffins Youth Foundation


130 W. Fulton, Suite 111
Grand Rapids, MI 49503

griffinskids.org

Phone: (616) 970-5437

Email: director@griffinskids.org

The Grand Rapids Griffins Youth Foundation is a 501©3 non-profit organization.



VAN ANDEL ARENA

Located in the heart of Michigan's second-largest city, the state-of-the-art Van Andel Arena placed fourth in Billboard Magazine's 2006 rankings of the top-grossing midsize arenas worldwide.

John Grieshop



Completed in 1996, the \$75 million facility seats 10,834 spectators for ice hockey and has a maximum event capacity of more than 12,000, including 44 private suites. Van Andel Arena annually ranks among the top worldwide arenas in attendance, thanks to regular stops by performers such as Bruce Springsteen, Kenny Chesney, Aerosmith, Faith Hill, Tim McGraw, The Who, Eric Clapton, Kid Rock, Shania Twain and Elton John.

The rink surface is the standard North American hockey size (200' x 85'), although the dasher boards can be moved to expand the surface to international dimensions (200' x 100'). Thus, the Griffins' home is one of only a handful of arenas on the continent that can switch between the two ice sizes.

The arena's amenities include a 161-square-foot (11' x 15') color video board on the interior south wall, a 5,000-square-foot food court on the main concourse, and several spacious and modular locker rooms.

The Griffins' official team store, "The Zone," is located on the building's west side and carries an extensive selection of official team souvenirs and merchandise, including a number of items not available anywhere else. The store also serves as the primary ticket outlet for the Griffins.

Van Andel Arena is connected via skywalk to the Amway Grand Plaza Hotel, the JW Marriott, the Marriott Courtyard Hotel and other downtown Grand Rapids buildings. It also houses the Griffins' administrative and staff offices on its east side. In addition to the Griffins, the arena is home to the Arena Football League's Grand Rapids Rampage, who won the ArenaBowl XV championship on Aug. 19, 2001 before an overflow crowd of 11,217. In fact, Van Andel Arena has demonstrated its versatility and excellence by hosting a variety of other sporting events, including:

- 2004 Pepsi AHL All-Star Classic
- 2003, 2002 and 2000 Detroit Red Wings Red & White Games
- 2001 Ottawa Senators vs. Florida Panthers preseason game
- 1999 Atlanta Thrashers vs. St. Louis Blues preseason game
- NBA exhibition games
- NCAA Hockey West Regional Finals
- Big 10 Women's Basketball Tournament
- Title fights featuring Floyd Mayweather Jr.

GRIFFINS YEAR-BY-YEAR HOME ATTENDANCE

Season	Regular Season			Playoffs		
	Games	Total	Avg.	Games	Total	Avg.
1996-97	41	443,284	10,811	2	20,971	10,485
1997-98	41	438,924	10,705	1	8,751	8,751
1998-99	41	410,498	10,012	DNQ	--	--
1999-00	41	361,592	8,819	9	64,744	7,194
2000-01	41	328,919	8,022	5	30,105	6,021
2001-02	40	281,867	7,046	3	14,606	4,868
2002-03	40	288,628	7,215	8	34,868	4,358
2003-04	40	269,094	6,727	2	8,786	4,393
2004-05	40	266,399	6,659	DNQ	--	--
2005-06	40	261,907	6,548	8	28,519	3,565
2006-07	40	274,657	6,866	3	9,505	3,168
2007-08	40	275,905	6,898	DNQ	--	--
TOTALS	485	3,901,674	8,045	41	220,855	5,387

HAVE A PARTY. LEARN TO SKATE.

(Preferably not at the same time.)

Reserve Griff's IceHouse for your next party. Or, check out our full offering of skating lessons and hockey leagues.

Call 235-0303 for details.

Griff's IceHouse, the Official Practice Facility of the Griffins, offers:

- Two sheets of ice
- Private or public skating
- Learn-to-Skate classes for all ages
- Youth and adult hockey lessons
- Food and beverage concession
- Meeting room and locker rooms
- Seasonal special events
- Access to Griffins practice sessions - Call 235-0065 for days and times.

We also host:

- 2009 Griffins Youth Hockey Camp -- Call 774-4585 ext. 3027 for details.
- Adult and youth recreational hockey leagues
- Open skating 7 days a week - Call 235-9940 for times.
- Griffins Youth Foundation programming

Photo: Philadelphia Flyers forward Mike Knuble gives a lesson to kids at the Griffins' Youth Hockey Camp.




**30 Coldbrook St NE
Grand Rapids, MI 49503**



O
A
M

ORTHOPAEDIC ASSOCIATES

OF MICHIGAN



Sports Medicine Center Physicians

William W. Schwab, M.D., F.A.C.S.

Thomas M. Matelic, M.D.

Peter C. Theut, M.D.

Michael R.F. Jabara, M.D.

Official Orthopaedic Physicians
of the Grand Rapids Griffins.

Excellent medicine. Personalized care.

O
A
M

SPORTS MEDICINE

CENTER



Primary Affiliate
of the Detroit
Red Wings

Phone 616-459-7101

www.OAMichigan.com