

## MESSAGE FROM THE AUSTRALIAN SPORTS COMMISSION

The Australian Government is a strong supporter of Australian sport. The Australian Sports Commission is the government body that develops, manages and invests in sport at all levels in Australia.

The Commission funds and works closely with a range of national sporting organisations, state and local governments, schools and community bodies to ensure sport is well run and accessible so everyone can participate and enjoy the benefits. The Commission upholds the integrity of sport through many innovative programs to promote ethical sporting practices and sport free of performance-enhancing drugs.

During 2005-06, the Australian Government, through the Australian Sports Commission, supported the Australian Rugby Union through funding of \$454,500 for the development of the sport and its continued enhancement at the grass-root and elite levels, including through the Australian Institute of Sport Rugby Union program.

The Australian Institute of Sport Rugby Union program is an integral part of the Australian Rugby Union's Elite Player Development Pathway and is a critical component in developing tomorrow's Wallabies. During the past 12 months, all players involved with the Institute Rugby Union program achieved provincial representation at either National Under 16 or Schoolboy Championship level. The Australian Institute of Sport is confident that, together with the Australian Rugby Union, the Institute's new Under 19 program will build on the team's achievement in 2006 of becoming the first Australian age group team to win an International Rugby Board World Championship.

The Commission acknowledges that the Australian Rugby Union has continued to develop and deliver high quality programs to its members. Programs such as TryRugby and EdRugby are two such programs that have assisted in providing greater opportunities for people to experience and enjoy rugby at all levels.

The Australian Sports Commission looks forward to a continued winning partnership with the Australian Rugby Union.

**Mark A Peters**  
Chief Executive Officer  
Australian Sports Commission

AUSTRALIAN RUGBY UNION

### AUSTRALIAN RUGBY UNION

ACN 002 898 544

Ground Floor  
29-57 Christie Street  
St Leonards NSW 2065

PO Box 115  
St Leonards NSW 1590

Tel: +61 2 8005 5555  
Fax: +61 2 8005 5699

[www.rugby.com.au](http://www.rugby.com.au)

Annual Report 2006

australian  
**RUGBY** 

Annual Report 2006



# Mission

The growth and success of Rugby while upholding the values of the Game.

# Vision

- Australia to be a world Rugby power.
- Rugby to be enjoyed as Australia's fastest growing team participation sport.
- Rugby to be the most successful form of sports entertainment in Australia.
- Rugby's values and ethos continue to set it apart from other sporting codes.
- Strong, autonomous Unions with a shared vision for Australian Rugby.
- Australian Rugby to be customer focused.

# Values

**Innovation** We ensure Australian Rugby has the leading edge through innovation, and sets the standard by which others follow.

**Integrity** Australian Rugby operates in a transparent and ethical manner.

**Professionalism** We promote the excellence in our approach to the corporate realities/imperatives of Rugby.

**Teamwork** We focus on results using the discipline, cooperation, mateship and camaraderie associated with Rugby.

**Pride** We exemplify the spirit of Rugby.

**Energy** We work with enthusiasm and go the extra mile.

# OFFICE BEARERS

## PATRON

His Excellency Major General Michael Jeffery AC CVO MC, Governor-General of the Commonwealth of Australia

## PRESIDENT

Mr P McLean

## CHAIRMAN

Mr R Graham

## VICE PRESIDENT

Mr R Graham (until 27 April 2006)

## MANAGING DIRECTOR & CHIEF EXECUTIVE OFFICER

Mr GM Flowers

## LIFE MEMBERS

Mr JG Bain OAM, Mr CW Blunt BE\*, Mr EAN Byrne AM, Mr JD Brockhoff, Mr PL Harry, Mr AF Henry\*, Mr LJ Howard OAM, Mr JH Lord MBE\*, Mr RW Meagher, Dr J Moulton OAM, Mr GW Ramsden\*, Sir N Shehadie AC OBE, Mr RI Templeton MBE\*, Dr IR Vanderfield OBE [\* deceased]

## ARU BOARD

Mr R Graham, Mr M Brown, Mr R Dalziel (appointed June 2006), Mr GM Flowers, Mr T Hall, Mr PT Jackman (appointed 27 April 2006), Mr B Kehoe (resigned 27 April 2006), Mr D Kumar (resigned 31 March 2006), Mr R Lee (appointed June 2006), Mr P McGrath (re-appointed 27 April 2006), Mr R Thomson (retired 27 April 2006), and Mr D Usasz.

## DELEGATES

### Australian Capital Territory

Mr S Hammond

### New South Wales

Mr W Jephcott, Mr L Maher, Mr I Ross, Mr B Shield (resigned 20 October 2006), Mr A Williamson (appointed 20 October 2006), Mr E Zemancheff

### Northern Territory

Mr D Bree

### Queensland

Mr P Lewis, Mr R Williams, Mr S Wilson

### South Australia

Mr M von Berg MC

### Tasmania

Mr T Kube

### Victoria

Mr G Gray

### Western Australia

Mr G Stooke OAM

## NON VOTING DELEGATES

**Australian Barbarians Rugby Union**  
Mr K Wright

### Australian Junior Rugby Football Union

Mr M Brown (resigned 27 April 2006), Mr MA Moloney

### Australian Schools Rugby Football Union

Brother RJ Wallace AM

### Australian Services Rugby Union

Commodore Kevin Taylor

### Australian Universities Rugby Union

Mr L Sampson

### Australian Women's Rugby

Ms J Forno

### Classic Wallabies

Mr I Robertson

### New South Wales Country Rugby Union

Mr T Woodward

## IRB REPRESENTATIVES

Mr R Graham, Mr GM Flowers

## SANZAR REPRESENTATIVES

Mr P McGrath, Mr GM Flowers

## SOLICITORS

Freehills, Peter Maxwell & Associates (trade marks)

## AUDITORS

KPMG

# ACKNOWLEDGEMENTS

The Australian Rugby Union's Public Affairs & Communication department compiled this annual report. It was designed by Doppio Design and printed by The Dominion Group.

Thank you to Australian Rugby Union Archives, ARU Media Unit, Seiser Photography, Getty Images and Melba Studios for their assistance in supplying photographs.

Australian Rugby Union Limited (ARU) is a non-profit organisation and the governing body of Rugby Union in Australia. The ARU is a member of the International Rugby Board (IRB) and is a shareholder in the SANZAR group, which controls the Rugby Super 14 and the Tri Nations series involving teams from Australia, South Africa and New Zealand.



# Innovation

## Introduction of new processes or methods.

In October 2006, the Australian Rugby Union moved its headquarters to new purpose built premises at Christie Street, St Leonards.

The new premises allows for almost all staff to be housed on one floor, rather than on three, which has improved communication and created efficiencies for rugby's national administration.

Designed with the input and involvement of the staff, the Christie Street offices feature a state-of-the-art media suite for media conferences and events, a large Reception

area and a retail outlet, all of which are easily accessible on the ground floor.

The modern facility also maintains a strong link with Australian rugby's tradition and heritage, through the Peter Crittle Library which holds hundreds of books chronicling rugby's history, and the Wallaby Hall of Fame, an honour roll and encased museum displaying a remarkable collection of rugby and Wallaby memorabilia.







# Teamwork





# Cooperative or coordinated effort on the part of a group of persons acting together as a team or in the interests of a common cause.

The Australian Under 19 team broke new ground for Australian Rugby when they claimed the country's first Under 19 World Championship title in Dubai in April, 2006.

The Final, played against rugby nemesis New Zealand, carried all the theatre and intensity of a Bledisloe Cup clash as Australia burst out of the blocks with two first half tries and held on in driving rain to record a gripping 17-13 victory, erasing the memory of their heart-breaking semi-final defeat the previous year.

Captain Saia Faingaa recounts the epic final and how his team bonded together to create history.

"A key feature of our team was the respect between all the players and coaching staff.

Our coach Phil Mooney encouraged everyone to give their opinions and be involved in every step of our preparation. This approach meant all the boys really enjoyed training and being together."

"Playing New Zealand in the final was always going to be tough, but we knew if we worked hard enough together we would be the first Australian team to make history and win this title. When the scores got close in the second half, the team really dug in together. It was about teamwork and mateship and that means digging deep for your mates. We really wanted to play and win for each other and that last five minutes showed what being Australian is all about."







# Energy

## Vitality and intensity of expression.

Over a 10-day period in July, the Suncorp 2006 Bledisloe Cup Roadshow shared the energy and excitement of Bledisloe Cup rugby with the people of South-East Queensland.

Celebrating the return of the iconic match to Queensland for the first time in 10 years, the Roadshow brought the prized Bledisloe Cup to more than 5,000 children in 24 schools and eight junior rugby clubs.

During the 600 kilometre journey, close to 1,000 people of all ages had their photo taken with the Bledisloe Cup; more than 2,000 got hold of Wallaby legend and Roadshow ambassador Elton Flatley's signature and more than 2,500 showbags were handed out.

Here's what some of the Cup's young admirers thought:

"I thought it would be smaller! It was a bit bigger and heavier than I thought it would be."

**Tom Ryan, Star of the Sea School, Hervey Bay**

"Awesome!"

**Tyrell Hiscock, Beenleigh Bears**

"It was very exciting and we got to touch it. Most of my family plays rugby and it's just a great game and fun and good to watch."

**Peta Grunske, Bundaberg East State School**

"It's a very important cup because you can be proud of what Australia has done."

**Keiryn Archer, Bundaberg East State School**











# Professionalism

## Professional character, spirit, or methods.

At the end of 2006, former Wallaby team manager and 2005 Joe French Award winner Andy Conway retired after more than 40 years as a rugby administrator.

His excellence in approach and meticulous and modest nature is admired and respected by players and administrators alike.

Former Wallaby captain Phil Kearns, who played during Conway's tenure as Wallaby team manager, says Andy typifies the professionalism inherent in rugby.

"Andy was my first Wallaby team manager and straight away you could see the professionalism he cultured within the team environment - even if he had 20-something testosterone-fuelled young men turning his head red!"

"His receiving the Joe French Award for his long-standing commitment to rugby was fitting for a man who has made such a strong contribution. Very few match his stature in the game."

Born and raised in Sydney, Conway played lower grade rugby for Parramatta in the 1960s before beginning his long career in rugby administration.

He was appointed manager of the Sydney representative team in 1984 before undertaking the same role for New South Wales in 1987.

Later that year he was appointed team manager for the Wallabies, a voluntary role at the time, for the Argentina tour under coach Alan Jones.

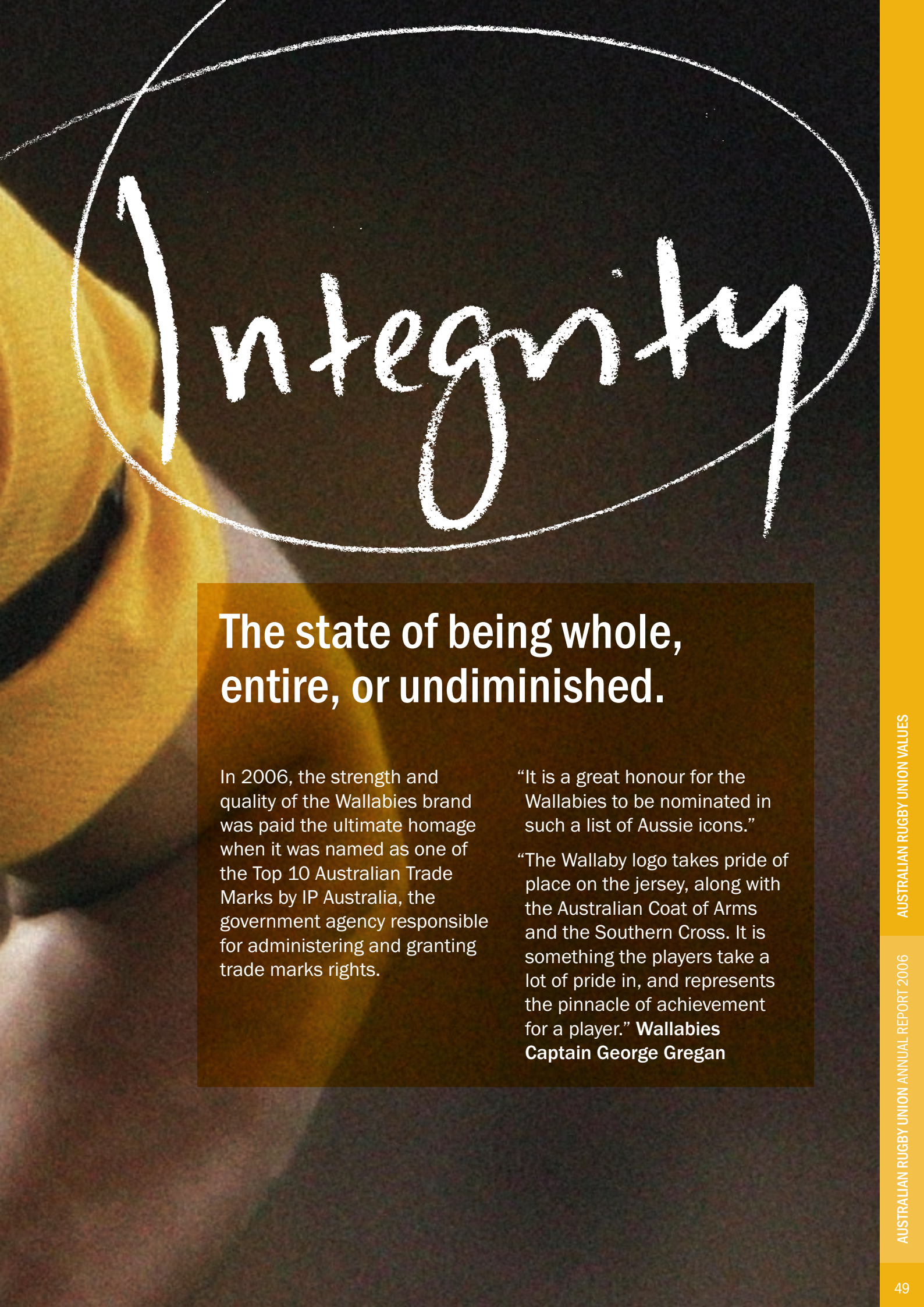
Holding this position for 23 Tests until 1990, he then joined Australian Rugby in 1994 in his first full-time role as Teams Administrator, overseeing the programs for all National teams.

The expansion of rugby into the professional era provided Andy with the opportunity to step into senior management roles in the Rugby Services area, where he stayed until his retirement.









# Integrity

## The state of being whole, entire, or undiminished.

In 2006, the strength and quality of the Wallabies brand was paid the ultimate homage when it was named as one of the Top 10 Australian Trade Marks by IP Australia, the government agency responsible for administering and granting trade marks rights.

“It is a great honour for the Wallabies to be nominated in such a list of Aussie icons.”

“The Wallaby logo takes pride of place on the jersey, along with the Australian Coat of Arms and the Southern Cross. It is something the players take a lot of pride in, and represents the pinnacle of achievement for a player.” **Wallabies Captain George Gregan**





# Pride

## Pleasure or satisfaction taken in an achievement, possession, or association.

The Australian Women's Rugby team – the Wallaroos – put women's rugby firmly on the map both on and off the field during two years of preparations for their iRB Women's Rugby World Cup campaign in Edmonton, Canada in August and September 2006.

Captain Selena Worsley, a veteran of three World Cups, shared her elation at the team's achievements and her passion for representing Australia in a landmark year for the women's game.

"The whole experience was great and the team, coaches and support staff are all proud Australians and we were honoured to be representing our country at a World Cup."

"The feeling you have playing for Australia is indescribable and there was certainly a lump in the throat when the national anthem was played before our first match.

"My proudest moment of the whole campaign was seeing team-mates being presented with their first Wallaroo jersey, because I knew how hard they had to work to get to there."







## 2006 MILESTONES

*The year that was...*

### FEBRUARY 2

John Connolly is appointed National Coach.

### FEBRUARY 9

The ARU announces a six-year deal with Telstra Stadium to play a minimum two Tests every year at the venue including at least three Bledisloe Cup matches.

### FEBRUARY 10

The inaugural Tooheys New Super 14 kicks off with local derbies in Australia between the Western Force and Brumbies, and NSW Waratahs and Queensland Reds.

### MARCH 16 & 17

Sevens Rugby takes centre stage at the Melbourne 2006 Commonwealth Games, where a world-record Sevens crowd of 51,389 watches the final session at Telstra Dome.

### APRIL 21

Australia defeats New Zealand 17-13 to win the Final of the iRB U19 World Championship in Dubai.

### APRIL 27

The Australian Rugby Union announces a record trading surplus of \$9.5 million for 2005, a record level of grants to its Member Unions (\$9 million) and its highest ever participation figure (176,000).

### MAY 29

The Qantas Wallabies launch the 2006 Bundaberg Rum Rugby Series in Sydney and then join supporters for their annual Fan Day.

### JUNE 17

George Gregan becomes the most capped Test player in Rugby's history (120) when he comes off the bench against England in Melbourne.

### JUNE 25

New Zealand defeats Australia 39-36 in a thrilling 3rd/4th Playoff at the iRB U21 World Championship in France.

### JULY 6

The Wallabies are named in the Top 10 Australian Trade Marks by IP Australia.

### JULY 12

South Australia wins the right to host a leg of the iRB Sevens World Series from 2007-2011.

### JULY 17

The Suncorp 2006 Bledisloe Cup Roadshow kicks off in Bundaberg, Queensland before taking the iconic Bledisloe Cup to nearly 5,000 children in more than 20 schools and rugby clubs in South East Queensland over 10 days.





**JULY 26**

The Bledisloe Cup clash at Suncorp Stadium sets a new crowd record of 52,498.

**JULY 27**

The ARU formally recognises 21 Australian Test referees at a capping ceremony in Brisbane and a further 17 referees in Sydney the next day.

**AUGUST 5**

George Gregan becomes Australia's leading Test captain (56 Tests) in the match against South Africa in Sydney.

**AUGUST 8**

Referee Scott Young announces his retirement after 26 Tests and 49 Super 12/14 Rugby matches.

**AUGUST 31**

Australia's Women's Rugby team – the Wallaroos – open their iRB Women's Rugby World Cup campaign with a record 68-12 defeat of South Africa. The Wallaroos finish the tournament in a credible seventh place.

**SEPTEMBER 6**

A new eight-team National Competition is approved to begin in 2007 with teams based in Victoria, ACT, New South Wales (2), Perth and Queensland (2).

**SEPTEMBER 12**

Chris Latham becomes the first back to win the John Eales Medal. At the same gala event Australian Rugby inducts three new legends into the Wallaby Hall of Fame – Cyril Towers, Sir Nicolas Shehadie AC OBE and John Hipwell OAM.

**SEPTEMBER 12**

Sarah Corrigan becomes the first female to referee a Women's Rugby World Cup Semi Final when she officiates the Canada v England match.

**SEPTEMBER 22**

EdRugby, the ARU's award-winning national education program for schools registers its 1,900th school.

**OCTOBER 9**

The ARU moves to new purpose-built premises in St Leonards, Sydney.

**OCTOBER 25**

Investec Bank signs on as new naming rights sponsor of Super 14 in Australia.

**NOVEMBER 4**

The Prime Minister's XV plays Japan in Tokyo to mark the Australia-Japan Year of Exchange. Australia wins the match 61-19.

**NOVEMBER 26**

Australian scrumhalf Josh Holmes is named iRB U19 Player of the Year at a gala ceremony in Glasgow. ARU Referees Manager and former Test referee Peter Marshall claims the Referee Award for Distinguished Service at the same function.

**DECEMBER 8**

The ARU announces a 9.5% nationwide increase in Rugby participation. 193,000 people now play Rugby in Australia.







Ron Graham, Chairman

## CHAIRMAN'S REPORT

It has been another year of evolution and progress for the Australian Rugby Union and the code in Australia.

The expansion of the Super 14 competition proved a great success. Congratulations to Western Australia who have certainly embraced rugby through their new franchise, the Western Force. We look forward to an exciting second year in the competition for all four Australian provincial teams.

Australia tasted international success in 2006, our Under 19s

expansion and strengthening of the code, not only here in Australia, but among Tier 2 countries.

Preparations for the Rugby World Cup 2007 in France have also been extensive.

The Tri Nations competition, won by New Zealand and the Qantas Wallabies' Spring Tour to Europe gave coach John Connolly and his team a barometer of where the National team sits ahead of the World Cup.

I know you join me in wishing John and the Wallabies good luck and good fortune in France in September/October of this year.

Rugby continues to grow at an exciting rate in Australia. When I reported on the growth of rugby this time last year, the game was being played by 176,000 at the grass roots level. I am delighted to say that rugby is now being played by 193,000 people across Australia, the expansion in WA a highlight.

The major structural changes to the ARU Board took effect mid-year, with the key pillars being the non-alignment of ARU Directors to State bodies and the appointment by the ARU Board of two Directors.

Gary Flowers worked tirelessly for the ARU as Managing Director & CEO throughout 2006, his first full year at the helm, overseeing impressive growth at grassroots level and expansion of the game at the elite level. I offer Gary our thanks for his continued and valued leadership. 2007 will no doubt unearth the fruits of he and his team's labour.

On that note, my final thanks to the staff of the ARU. 2006 saw our relocation to wonderful new headquarters at St Leonards. It is from these well-designed offices that we will see rugby expand to even greater heights in the years to come.

Here is to great success for Australian Rugby in 2007.

**“Rugby continues to grow at an exciting rate in Australia. When I reported on the growth of rugby this time last year, the game was being played by 176,000 at the grass roots level. I am delighted to say that rugby is now being played by 193,000 people across Australia, the expansion in WA a highlight.”**

team achieving a thrilling 17-13 victory over New Zealand in the World Championship in Dubai in April. Our Women's team, the Wallaroos, also flew our banner proudly in overseas competition, finishing seventh in the Women's Rugby World Cup in Canada.

Australia in 2006 assumed the leadership of SANZAR, the secretariat overseeing the operation of the Rugby Unions of South Africa, New Zealand and Australia. Australia's caretaker role will continue into 2007 and I take this opportunity to thank my colleague and ARU Board member Peter McGrath for his chairmanship of this important aspect of our rugby infrastructure.

I am also pleased to see the continued strengthening of ties with the International Rugby Board. Australia continues to have a strong voice on the international rugby stage. I would like to thank former Wallaby coach Rod Macqueen and former Wallaby captain John Eales for their valued contributions on behalf of Australia as consultants to the IRB. It is their expertise which paves the way for





Paul McLean, President

## PRESIDENT'S REPORT

In January 2006, we commenced the second decade of professional rugby in Australia, and unlike the previous five years, Australia was looking for a new Wallaby coach.

After a meticulous process, long-time Queensland coach throughout the 1990's, John Connolly, was appointed as National Coach. Michael Foley and Scott Johnson both returned home after coaching appointments overseas to take up positions as assistant coaches. At the time of appointment, the coaching staff had just 19 months to prepare for the 2007 RWC in France.

The new decade also brought the expanded Super 14 competition with the Western Force (WA) and the Cheetahs (South Africa) the two new teams. From an Australian perspective, only the Waratahs made it through to the semi-finals, but were beaten narrowly by the Hurricanes in Wellington. The Brumbies (6th) with eight wins, missed the semi finals on percentage whilst the Reds (12th) and Force (14th) won just five matches between them. The performance of the Force in their inaugural year was much better than the statistics showed, and whilst they only had a single win, their army of fans (31,000 on average) were full of expectations for better times ahead.

In May, at the instigation of the NSWRU and with the support of all other member Unions, a three-day workshop was held to discuss and debate the viability of a national competition. The unanimous results from the 70 delegates (administrators, coaches, players, referees and clubs) was an eight team competition to commence in August 2007. The debate on a national competition has raged for almost 10 years and with a willingness to achieve a result which all thought was to the benefit of Australian Rugby as a whole, an agreement was reached. The competition was later endorsed by the Australian Rugby Union Board, and teams from Queensland (two), NSW

(three), ACT (one), Victoria (one) and WA (one) will compete for the inaugural Australian Rugby Championship.

The domestic season opened with victories over England (34-3 and 43-18) securing the Cook Cup's return to Australia. The Irish Test in Perth, whilst a comfortable win on the scoreboard (37-15), was a sign of things to come, as the Irish looked very strong after two very close defeats by the All Blacks in New Zealand. This form carried through in November when they clearly out-pointed the Wallabies at Landsdowne Road (21-6).

In the Bundaberg Rum Rugby Series, we saw eight new caps join the Wallabies ranks. Tai Mclsaac, Rodney Blake, Cameron Shepherd and Josh Valentine all debuted against England in Sydney, while Wycliff Palu earned his cap in the second England Test in Melbourne, Guy Shepherdson against Ireland in Perth and Robinson and Sheehan in South Africa.

As always, the Test matches were hard fought with some mixed performances by the Wallabies. However, with two victories over South Africa (one by a record score of 49-0 in Brisbane) and two extremely close losses to New Zealand, it was felt that the Wallabies were laying a good foundation leading into a World Cup year. Whilst the Spring Tour to the northern hemisphere produced wins over Scotland and Italy and a draw against Wales, the Irish turned out to be the best team the Wallabies played in 2006, outside of the All Blacks.

Australian Rugby made a significant additional investment on the Spring Tour by playing mid-week matches in Wales, Ireland and Scotland. There is no substitute for playing matches in unfamiliar surroundings and as part of educating



many of our young players, the matches in Swansea, Limerick and Perth were invaluable.

Outside of the Wallabies, the Australian Under 21s played in the iRB World Championship in France. Australia performed valiantly before being beaten in the semi-finals by the host nation, who subsequently went on to win the tournament. The Women's Rugby World Cup was held in Canada in August and September and Australia performed well without reaching the semi-finals.

The 2006 IRB Under 19 World Championships in Dubai was a resounding success with Australia winning the tournament for the first time in a thrilling final against New Zealand. The team played great attacking rugby and were the top try-scoring team at the tournament. Scrumhalf Josh Holmes was the competitions leading try-scorer and was also named iRB Under 19 Player of the Year as a result of his fine performances in the Middle East. Congratulations to the squad and management team on this historic result for Australian rugby.

The Australian Schoolboys continue to be extremely competitive on every stage, as well as producing some outstanding rugby players in 2006. Australian Schools hosted Tonga in Sydney before embarking on a five match tour of Fiji and New Zealand, where they won the Test in Fiji but narrowly lost to New Zealand Schools in a tough Test in Auckland.

Off the field the South Australian Rugby Union pitched for and won the rights to host a leg of the iRB Sevens World Series for the next five years, beginning in April 2007. The SARU are to be commended for their enthusiasm and hard work in winning this event.

The John Eales Medal Dinner in September saw three new inductees into the Wallaby Hall of Fame. They were Cyril Towers, Sir Nicholas Shehadie AC OBE and John Hipwell OAM, all worthy recipients of this great honour.

**“The competition is extremely fierce on and off the field, where we compete in the entertainment market for sponsors and audiences. The year ahead will produce some major issues for resolution, but none more important than that taken in 2006, to start a national competition.”**

The highlight of the night was the runaway performance of Chris Latham, who capped an outstanding year by winning the John Eales Medal.

On a sad note, we lost three Wallabies in 2006. They were Andrew 'Nicky' Barr who was one of Australia's greatest fighter pilots of WWII; Ken 'Killer' Kearney who later became a great rugby league player and coach; and Herb Baker, a talented sportsman who not only excelled with the Wallabies but also in basketball and athletics. They will be sorely missed.

The year just passed, whilst not laden with victories and trophies, makes us more appreciative of the famous victories and performances which Australian teams at all levels have achieved over the years. The competition is extremely fierce on and off the field, where we compete in the entertainment market for sponsors and audiences. The year ahead will produce some major issues for resolution, but none more important than that taken in 2006, to start a national competition.



# MANAGING DIRECTOR & CEO'S REPORT

The year 2006 has been one of exciting change with scores of highlights. However, there is little doubt that the cornerstone for 2006 was laid with introduction of the Australian Rugby Championship (ARC).

There is no question that rugby has enjoyed great success over the last 10 years; two World Cup victories, Super 12 finals on numerous occasions, a great hosting opportunity for the World Cup in 2003 and many more. However we were still confronting some trends that warranted attention and importantly, innovative solutions. We forensically questioned our player development strategies and it was clear that the role of strong competition could not be underestimated. It is not a simple stroke of good luck that New Zealand rugby is in the strong state they are in today; it is largely because of the depth of their competition.

Key members of the Australian Rugby family came together and collectively became a part of rugby history with the creation of this new competition – an eight team professional competition involving teams from Western Australia, Victoria, the Australian Capital Territory, New South Wales and Queensland. I want to commend all those who took part and who put their own interests to one side for the benefit of rugby and the benefit of our young talent. I believe we can all look forward with greater optimism and I look forward to the launch of the ARC in 2007.

At the close of 2006 we look with eager anticipation to the 2007 Rugby World Cup. The Wallaby team preparation is well underway. The Qantas Wallabies welcomed a new coach in John Connolly. John has brought with him a new approach, new coaching philosophies and a new coaching team.

And here at ARU headquarters there is a growing groundswell

of activity with one goal in mind – winning the World Cup. We will be working to build profile for the Wallabies, rugby and Australia. We will be developing strategies to ensure our large expatriate community and Australian tourists enjoy great rugby and as well and have a great experience that will be talked about long after it's over. Equally important, we will be working with our broadcasters to ensure our loyal fans here at home, particularly our young fans, do not miss out on the spectacle.

There is no question the success of the Rugby World Cup 2003 saw an increase in participation in our sport. Rugby is now played by 193,000 people across the country with participation growing by 9.5% in the past year and 28% since 2003.

The game's expansion into Western Australia through entry into the Super 14 competition of the Western Force has seen crowds average 28,500 and membership reaching a fantastic 20,000 in their first year. RWC 2007 presents a great opportunity to encourage even more young people to get involved.

In modern day professional sport, sponsorship is critical to success. The ARU continues to maintain and grow a very impressive sponsorship portfolio and are the envy of many other sporting codes. I wish to acknowledge our many sponsors; Qantas, the naming rights sponsor of our National team, Bundaberg Rum and Canterbury International. We value our partnerships with the corporate sector and look forward to another year working to our mutual benefit.

**“There is no question the success of the Rugby World Cup 2003 saw an increase in participation in our sport. Rugby is now played by 193,000 people across the country with participation growing by 9.5% in the past year and 28% since 2003.”**



Gary Flowers, Managing Director & CEO

2006 has also seen a renewed focus on communication and I have been particularly encouraged by the open dialogue with which the ARU and Member Unions have engaged. Sharing in our successes as well as our failures is vital if we are to continue to learn and improve our delivery of rugby across the country.

To this end we can boast the game is now being played by more people in more places around the country. Adelaide will host the iRB Sevens World Series tournament next April, attracting international talent. That event will see elite level rugby now being played in every major capital city in the country.

2006 saw international success for some of our representative teams. Our Under 19s won the World Championship, defeating New Zealand 17-13 in a thrilling final in Dubai. Our Under 21s reached the semi-finals of their world championship, eventually beaten by tournament hosts France. Our women's national team, the Wallaroos traveled to Canada to play their World Cup, finishing the tournament seventh.



Closer to home, the ARU moved its headquarters in the second half of 2006 to Christie Street, St Leonards. Among the tangible benefits of the move was the fact almost all of the staff could be housed on one floor rather than on three, an arrangement which previously hampered communications in our old home. It has also allowed us to install a library holding hundreds of books chronicling the history of our great game as well as a remarkable collection of rugby memorabilia which tell a colorful story of 100 years of rugby in Australia. Our new home also features a modern media suite to handle media conferences and important events.

The Board and Management continue to work towards achieving the objectives and goals of the Strategic Plan. Highlights of the 2006 Scorecard included increased growth in grassroots rugby, the achievement of an optimal competitions structure and continued strong financial management.

The 2006 Scorecard also showed areas for improvement, including our need to build better Rugby data, achieve higher broadcast targets and ensure consistent on-field success for the Wallabies.

In 2007, we will continue our ongoing work and cooperation with the Member Unions to achieve an even better performance for Australian rugby.

Our financial position continues to be a strong one.

The ARU's surplus of \$463,000 was down on last year's result, but above our budget estimate.

Revenue also outstripped last year's result and the fact it has come in at \$79,140,000 dollars in 2006 shows that rugby in Australia remains in a very healthy position.

After expenditure, distribution of the Legacy funding from our staging of the 2003 Rugby World Cup, junior development programs and further support to the Member Unions clubs,

the ARU was still able to report a surplus of \$463,000.

This displays responsible financial management by the ARU and sets a solid platform into the future.

I would like to acknowledge the ARU Board and in particular, Chairman Ron Graham. The Board has led the way in strengthening the governance structure that frames the ARU and constantly strived for greater transparency. The Board's leadership and support has allowed the ARU team to work only with the best interests of Australian rugby in mind. I want to thank the management and staff for their efforts through the year they are constantly prepared to extend themselves because of their belief in the game.

Finally, I want to acknowledge the rugby family whose passion drives us every day.

Thank you for your support and together we can look forward to 2007 with great enthusiasm.

## RUGBY STRATEGY – A VISION FOR RUGBY BY 2010

### KEY GOALS AND THEIR RELATIVE PRIORITIES

Representative Teams	40%	Sustainable success of Australian Rugby's National and Provincial teams Wallabies accepted as our national team
Growth & Development	35%	Continual, substantial, sustainable growth of Rugby Maintain the values, culture and ethos of Rugby
Leadership & Governance	12.6%	Maintain significant international influence Integration and improved governance of Australian Rugby Provide leadership and direction for the stakeholders of Australian Rugby
Finance & Revenue	12.5%	Maximise revenues through innovative use of our commercial products Manage for a financially secure future Complete the delivery of the RWC funding legacy programs and initiatives

These weightings provide a means to prioritise resources towards achievement of the goals, as well as a quantitative basis for measuring performance against identified key performance indicators.

### 2006 SCORECARD

Highlights	Areas for improvement:
Achieved an optimal competition structure with the introduction of the Australian Rugby Championship and Australia A in the IRB Pacific Nations Cup.	Consistent on-field success for the Wallabies
Growth of 9.5% in grass-roots participation	Build better rugby data
Achieved revenue and sponsorship targets	Achieve better rugby broadcast targets

**Overall 2006 score = 67.5 / 100**









John Connolly, National Coach

## NATIONAL COACH'S REPORT

Success is measured in many ways. In a rugby sense, it is often measured by the contents of your trophy cabinet at the end of the year.

As part of our wider goal to increase the depth of our player base, we also took significant steps towards broadening our leadership group of senior players.

Stirling Mortlock was named captain for the Spring Tour and led the team on a total of four occasions throughout the year, while Phil Waugh became the 74th player to captain the Wallabies when he led the team out against Wales at Millennium Stadium.

These players were supported throughout the year by vice captains Dan Vickerman, Chris Latham, Stephen Larkham, George Smith and Lote Tuqiri.

On the field we enjoyed our share of success, starting with a clean sweep of England to reclaim the Cook Cup, before a record win over South Africa in Brisbane and two fiercely-contested Bledisloe Cup Tests against the All Blacks.

Although not wins, the final two Tests against the All Blacks in Brisbane and Auckland proved that we are ready to take the challenge up to the world's best team as we look ahead to 2007 and the Rugby World Cup in France.

Off the field, the Wallabies received outstanding support from the coaching and support staff, led by Team Manager Phil Thomson.

To Phil, and to all the players, coaching staff and team management, I would like to thank you for your dedication, commitment and hard work throughout a long and challenging year.

Dr Martin Raftery led a committed medical staff, who worked around the clock in conjunction with Physical Performance Manager Jason Weber and his assistant John Pryor, to ensure players were at their peak for each Test. Dr Warren McDonald also provided invaluable assistance throughout the season, while physiotherapists David Bick and Cameron Lillicrap worked tirelessly alongside massage therapists Simon Atkin and Andrew

Waring to maintain the peak physical condition of the players.

As a coaching team we faced a number of challenges in our first season together. Thanks to all coaches for their drive and commitment throughout the season, while the hard work of Technical Analyst Luke Spindler must also be acknowledged.

Assistant Team Manager Chris Webb once again provided outstanding support to Phil and his team, particularly in managing the logistics for the largest Wallaby touring contingent to leave our shores in October, while thanks must also go to Administration Assistant Lizzie Greenwood whose enthusiasm and professionalism should be commended.

Once again the team came under significant scrutiny from the media both at home and overseas. Communications Manager Michael Earsman and Media Unit Producer Anthony George ran an extensive media program to uphold and enhance the brand of the Wallabies and ensure that the profile of the team was at a premium.

To Managing Director & CEO Gary Flowers and his staff, who provide endless support to the Wallabies, thank you for the professional manner in which the ARU runs the Bundaberg Rum Rugby Series and continues to be a leader in world rugby in the way that it conducts itself and promotes the game of rugby as well as the Wallabies.

Lastly, thanks to President Paul McLean and the ARU Board, who continue to do an outstanding job overseeing the organisation, while a special congratulations is in order for Wallaby fullback Chris Latham, who deservedly won the John Eales Medal after being nominated in the top five players in the world by the iRB.

### 2006 Qantas Wallabies Honour Roll

**John Eales Medal:** Chris Latham

**Rookie of the Year:** Greg Holmes

**Try of the Year:** Matt Giteau

However, the success of the Qantas Wallabies in 2006 is not exclusively measured by our results on the field. Our achievements in 2006 give us cause for optimism heading into rugby's biggest ever year.

For the Qantas Wallabies, 2006 was very much a transitional year.

We assembled a brand new coaching team with Michael Foley (Re-starts) and Scott Johnson (Attack) joining long-standing coaching staff John Muggleton and Scott Wisemantel, while Alex Evans returned to the Wallabies as forwards technical coach.

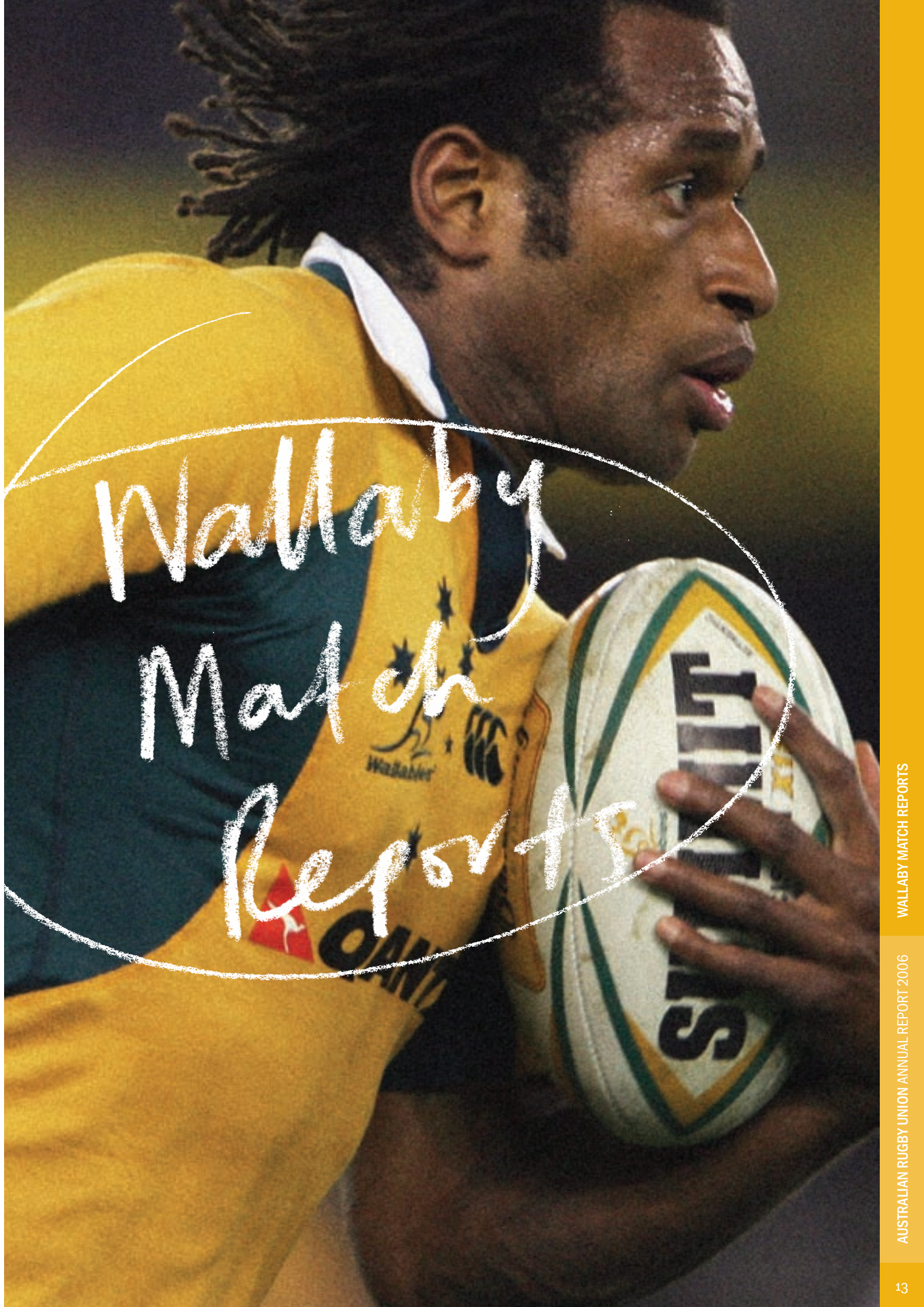
In my first year as National Coach, one of the biggest challenges facing Australian Rugby was the depth of the player base.

40 players represented the Wallabies in 13 Test matches, while a further six players toured the UK and Europe on the Spring Tour.

A number of up and coming players also earned their first taste of Test rugby. Tai Mclsaac, Rodney Blake, Cameron Shepherd, Josh Valentine, Wycliff Palu, Guy Shepherdson, Benn Robinson and Brett Sheehan each made their Test debut, while Gene Fairbanks, James Horwill and Mitchell Chapman made their first tour with the Wallabies.

George Gregan led the team for eight of nine Tests during the domestic series, and in the process added two significant milestones to his unrivalled list of achievements. George became the most capped international player in the history of the game, before surpassing John Eales record as Australia's leading captain.





Wallaby  
Match  
Reports



# Australia v England

BUNDABERG RUM RUGBY SERIES & COOK CUP

SUNDAY, 11 JUNE 2006, TELSTRA STADIUM, SYDNEY



AUSTRALIA 34 (CHRIS LATHAM, MARK GERRARD, RODNEY BLAKE TRIES; STIRLING MORTLOCK 2 CONS, 5 PENS) DEFEATED ENGLAND 3 (OLLY BARKLEY PEN)

HALF-TIME	AUSTRALIA 9-0	REFEREE	ALAN LEWIS (IRELAND)	CROWD	62,124
AUSTRALIA	CHRIS LATHAM, MARK GERRARD, STIRLING MORTLOCK (VC), MAT ROGERS, LOTE TUQIRI, STEPHEN LARKHAM, GEORGE GREGAN (C), ROCKY ELSOM, GEORGE SMITH, DANIEL HEENAN, DAN VICKERMAN (VC), NATHAN SHARPE, RODNEY BLAKE, TAI MCISAAC, GREG HOLMES.				
REPLACEMENTS	MARK CHISHOLM FOR HEENAN, JEREMY PAUL FOR MCISAAC, PHIL WAUGH FOR ELSOM, CLYDE RATHBONE FOR LATHAM, CAMERON SHEPHERD FOR ROGERS, AL BAXTER FOR HOLMES, JOSH VALENTINE FOR GREGAN.				
NEW CAPS	TAI MCISAAC (808TH WALLABY), RODNEY BLAKE (809TH WALLABY), CAMERON SHEPHERD (810TH WALLABY), JOSH VALENTINE (811TH WALLABY).				
ENGLAND	IAIN BALSHAW, TOM VARNDELL, MATTHEW TAIT, MIKE CATT, TOM VOYCE, OLLY BARKLEY, PETER RICHARDS; PAT SANDERSON (C), LEWIS MOODY, MAGNUS LUND, ALEX BROWN, LOUIS DEACON, JULIAN WHITE, LEE MEARS, GRAHAM ROWNTREE.				
REPLACEMENTS	GEORGE CHUTER FOR MEARS, CHRIS JONES FOR BROWN, JOE WORSLEY FOR LUND, ANDY GOODE FOR BARKLEY, JAMIE NOON FOR BARKLEY, NICK WALSH FOR RICHARDS.				

The Qantas Wallabies put the rugby demons of last November to bed with a crushing 34-3 win over England in the opening match of the 2006 Bundaberg Rum Rugby Series at Telstra Stadium in Sydney.

The new-look Wallabies under Coach John Connolly put on a powerhouse display to run over the top of England to open the season with a resounding victory.

The two combatants fielded relatively young teams in what both viewed as the first step towards the 2007 Rugby World Cup and it took a while for both sides to gel in an uninspiring first half of play.

Australia had the better of the early exchanges and forced the bulk of play down England's end of the field.

Eventually the pressure told as the Wallabies got on the scoreboard through a Stirling Mortlock penalty, before he added a further two to give the Aussies a 9-0 lead at the break.

In one of few first half highlights, 21-year-old England winger Tom Varnnell, playing just his second Test, stood up Wallaby winger Lote Tuqiri and sped away down the right touchline, swinging the momentum the way of the visitors.

The spectacular run was eclipsed just minutes later when Wallaby



**“I think a lot more pluses came out of (the game) than minuses. We are a new team and a new coaching team and I think that (performance) gives us a line in the sand to move forward from.”**

**“Before this I didn't think we knew where we were at and now we do and I think we will improve on that performance considerably.”** John Connolly

skipper George Gregan foiled a certain England try, affecting an extraordinary ball-and-all tackle on Iain Balshaw to prevent the England fullback from grounding the ball over the line.

With both teams adding early second half penalties, the Wallabies finally cracked the England try-line in the 54th minute through fullback Chris Latham.

Mortlock added his fifth penalty goal before the floodgates

opened for the home team. Mark Gerrard strolled over for a try before Rodney Blake lifted the near-capacity crowd to its feet with his try on debut.

The rookie prop, nicknamed 'Rodzilla', kissed the ball before pushing it in the air as the Qantas Wallabies celebrated the start of the new season in style by decimating the touring English outfit.



**AUSTRALIA 43** (MARK GERRARD 2, GEORGE SMITH, LOTE TUQIRI, MARK CHISHOLM, STEPHEN LARKHAM TRIES; STIRLING MORTLOCK 5 CONS, PEN) DEFEATED **ENGLAND 18** (GEORGE CHUTER, TOM VARDELL TRIES; ANDY GOODE CON, PEN, DG).

HALF-TIME	AUSTRALIA 19-6	REFEREE	STEVE WALSH (NEW ZEALAND)	CROWD	41,278
AUSTRALIA	CHRIS LATHAM, MARK GERRARD, STIRLING MORTLOCK (C), MAT ROGERS, LOTE TUQIRI, STEPHEN LARKHAM, SAM CORDINGLEY, ROCKY ELSOM, GEORGE SMITH, MARK CHISHOLM, DAN VICKERMAN (VC), NATHAN SHARPE, RODNEY BLAKE, ADAM FREIER, GREG HOLMES.				
REPLACEMENTS	AL BAXTER FOR BLAKE, WYCLIFF PALU FOR ELSOM (BLOOD BIN), JEREMY PAUL FOR FREIER, ROCKY ELSOM FOR PALU, PHIL WAUGH FOR HOLMES, GEORGE GREGAN FOR CORDINGLEY, CLYDE RATHBONE FOR ROGERS, WYCLIFF PALU FOR ELSOM, CAMERON SHEPHERD FOR LATHAM.				
NEW CAPS	WYCLIFF PALU (812TH WALLABY)				
ENGLAND	IAIN BALSCHAW, TOM VARDELL, JAMIE NOON, MIKE CATT, MATTHEW TAIT, ANDY GOODE, PETER RICHARDS, PAT SANDERSON (C), MICHEAL LIPMAN, JOE WORSLEY, BEN KAY, CHRIS JONES, JULIAN WHITE, GEORGE CHUTER, GRAHAM ROWNTREE.				
REPLACEMENTS	MAGNUS LUND FOR WHITE, LEE MEARS, TIM PAYNE FOR ROWNTREE, LOUIS DEACON, NICK WALSH FOR RICHARDS, OLLY BARKLEY, STUART ABBOTT FOR TAIT.				

**“It was a very good performance tonight. I thought our scrum was much better than it was in Sydney and the lineout was solid, apart from a couple of crooked throws.”**

**“To beat England convincingly in two Tests is a good achievement.”** John Connolly

The Qantas Wallabies reclaimed the Cook Cup with an impressive 43-18 win over England in the second Test of the Bundaberg Rum Rugby Series at the Telstra Dome in Melbourne.

Australia looked in total control of the match, running in six tries to one in a thoroughly entertaining contest played in front of a patriotic Melburnian crowd of 41,000-plus.

In stark contrast to the opening clash in Sydney, there was action

aplenty to start the second Test, with England providing the bulk of the attack.

But the Wallabies' defence proved impregnable and England flyhalf Andy Goode resorted to a drop goal to open the scoring.

The Wallabies responded almost immediately through an opportunistic five-pointer to George Smith, who took a fortuitous bounce from a Stephen

Larkham grubber kick which ricocheted off the England defence, racing 30 metres to score.

The Wallabies added to their lead when winger Mark Gerrard scored in the 13th minute from a pin-point cross-field kick from Larkham.

England narrowed the gap with a second penalty goal to Goode but the Wallabies had control of all facets of the game.

Chris Latham helped to stretch the home team's lead, breaking the English defensive line on half way before linking with Lote Tuqiri for a third Wallabies try.

Leading 19-6 at the break, the Wallabies' scoring spree continued in the second half when flanker Mark Chisholm crashed over after some strong forward play.

England climbed back into the contest with a try to hooker George Chuter, however by the time George Gregan replaced Sam Cordingley in the 55th minute to earn his world record 120th international cap, the Cook Cup was safely in Australia's hands.

A Stirling Mortlock penalty goal followed by a second try to Gerrard and great running try by Larkham finished off the tourists.

A late consolation try to winger Tom Varndell did little to ease the pain as England concluded their tour down under with a disappointing defeat.





# Australia v Ireland

BUNDABERG RUM RUGBY SERIES & LANSDOWNE CUP | SATURDAY, 24 JUNE 2006, SUBIACO OVAL, PERTH



**AUSTRALIA 37** (CHRIS LATHAM, MARK GERRARD, GREG HOLMES, GEORGE GREGAN, CAMERON SHEPHERD TRIES; STIRLING MORTLOCK 3 CONS, 2 PENS) DEFEATED IRELAND 15 (RONAN O'GARA, NEIL BEST TRIES; RONAN O'GARA CON, PEN).

HALF-TIME	AUSTRALIA 11-3	REFEREE	STEVE WALSH (NEW ZEALAND)	CROWD	38,200
AUSTRALIA	CHRIS LATHAM, MARK GERRARD, STIRLING MORTLOCK (VC), MAT ROGERS, LOTE TUQIRI, STEPHEN LARKHAM, GEORGE GREGAN (C), ROCKY ELSOM, GEORGE SMITH, MARK CHISHOLM, DAN VICKERMAN (VC), NATHAN SHARPE, GUY SHEPHERDSON, TAI MCISAAC, GREG HOLMES.				
REPLACEMENTS	CLYDE RATHBONE FOR ROGERS, AL BAXTER FOR SHEPHERDSON, CAMERON SHEPHERD FOR RATHBONE, JEREMY PAUL FOR MCISAAC, WYCLIFF PALU FOR ELSOM, PHIL WAUGH FOR CHISHOLM, SAM CORDINGLEY FOR GREGAN				
NEW CAPS	GUY SHEPHERDSON (813TH WALLABY)				
IRELAND	GIRVAN DEMPSEY; SHANE HORGAN, BRIAN O'DRISCOLL (C), GORDON D'ARCY, ANDREW TRIMBLE; RONAN O'GARA, PETER STRINGER; DENIS LEAMY, DAVID WALLACE, NEIL BEST, PAUL O'CONNELL, DONNCHA O'CALLAGHAN, JOHN HAYES, MARCUS HORAN.				
REPLACEMENTS	GEORDAN MURPHY FOR D'ARCY, JEREMY STAUNTON FOR TRIMBLE, ISAAC BOSS FOR STRINGER, BRYAN YOUNG FOR HORAN, RORY BEST FOR FLANNERY, MICK O'DRISCOLL FOR BEST, KEITH GLEESON FOR WALLACE.				

The Qantas Wallabies extended their unbeaten start to the 2006 Bundaberg Rum Rugby Series with a resounding five tries to two victory over a determined Irish outfit in Perth.

Ireland belied their long, grueling season to take the lead 15-11 early in the second half before Australia rebounded with four late tries in a game which thrilled the crowd of 38,200 at Subiaco Oval.

In a match where little separated the two teams in territory and possession, Ireland won eight turnovers that deflected the Australian attack at vital stages of the match.

The Australian backs were more effective in attack, standing flatter and penetrating more often but the Irish backs were relentless and enthusiastic with their own running game.

Ireland locked the Wallabies in their own half in the opening stanza, at one point stringing twelve phases together, only to be denied by some fierce Australian defence.

The Wallabies had two early chances; the best of which resulted in a try to inside centre Mat Rogers being denied for a forward pass.



Stirling Mortlock opened the scoring with a penalty goal before Chris Latham crossed out wide for the opening try.

A further penalty goal to Mortlock and one to Irish flyhalf Ronan O'Gara made up the rest of the scoring for the first half, giving the Wallabies an 11-3 advantage at the break.

Ireland began the second half on fire and after a series of rucks Ronan O'Gara set up his own try with a deft kick to bridge the gap to three points after just two minutes.

Ten minutes later the Irish pounced again, this time through blindside flanker Neil

Best to set up the visitors' first lead of the match.

The Wallabies were jolted into action, storming back with a try to Mark Gerrard before a runaway try to prop Greg Holmes provided the turning point in the match.

In unbelievable circumstances, 112kg Holmes had the crowd on their feet after he picked up a loose ball and sprinted 40 metres to score a spectacular solo try.

Late tries to George Gregan and Cameron Shepherd completed the rout for the Wallabies, ensuring the Lansdowne Cup remained in Australia's keeping.



# New Zealand v Australia

BLEDISLOE CUP & TRI NATIONS

SATURDAY, 8 JULY 2006, JADE STADIUM, CHRISTCHURCH

**NEW ZEALAND 32** (KEVEN MEALAMU 2, RICHIE MCCAW, ISAIA TOEAVA TRIES; DAN CARTER 3 CONS, 2 PENS) **DEFEATED AUSTRALIA 12** (LOTE TUQIRI, SCOTT FAVA TRIES; STIRLING MORTLOCK CON).

HALF-TIME	NEW ZEALAND 14-7	REFEREE	JONATHAN KAPLAN (SOUTH AFRICA)
AUSTRALIA	CHRIS LATHAM, MARK GERRARD, STIRLING MORTLOCK (VC), MAT ROGERS, LOTE TUQIRI, STEPHEN LARKHAM, GEORGE GREGAN (C), ROCKY ELSOM, GEORGE SMITH, MARK CHISHOLM, DAN VICKERMAN (VC), NATHAN SHARPE, GUY SHEPHERDSON, TAI MCISAAC, GREG HOLMES.		
REPLACEMENTS	JEREMY PAUL FOR MCISAAC, SCOTT FAVA FOR CHISHOLM, AL BAXTER FOR SHEPHERDSON, MATT GITEAU FOR ROGERS, PHIL WAUGH FOR SMITH, SAM CORDINGLEY FOR GREGAN, BEN TUNE FOR GERRARD.		
NEW ZEALAND	LEON MACDONALD, RICO GEAR, MILS MULIAINA, AARON MAUGER, JOE ROKOCOKO, DAN CARTER, BYRON KELLEHER, RODNEY SO'OIALO, RICHIE MCCAW (C), JERRY COLLINS, JASON EATON, CHRIS JACK, CARL HAYMAN, KEVEN MEALAMU, TONY WOODCOCK.		
REPLACEMENTS	ANDREW HORE FOR MEALAMU, GREG SOMERVILLE FOR WOODCOCK, ALI WILLIAMS FOR EATON, CHRIS MASOE FOR SO'OIALO, ISAIA TOEAVA FOR GEAR (BLOOD BIN), RICO GEAR FOR TOEAVA, PIRI WEEPU FOR KELLEHER, ISAIA TOEAVA FOR MACDONALD.		

The All Blacks struck the first blow in the 2006 Tri Nations and Bledisloe Cup with an emphatic 32-12 victory in a tough opening encounter at Jade Stadium in Christchurch.

In warmer-than-expected conditions and no wind, the ball was thrown around by both sides in a thrilling, bruising contest.

However a crucial sin-binning 10 minutes from half-time rocked the Wallabies and swung the momentum the All Blacks' way.

Australia was reduced to fourteen men as No.8 Rocky Elsom paid for multiple infringements when he was twice yellow-carded by referee Jonathon Kaplan.

**“We knew what to expect from them and we knew wehre they’d threaten us. Their four tries came directly from our mistakes.”**

**“We gave them a number of opportunities and you can’t afford to slip up against quality opposition like (the All Blacks)”** John Connolly

The All Blacks countered with two tries in five minutes to wipe out the early advantage the Wallabies secured.

The Wallabies scored first when fullback Chris Latham bravely chipped into space from inside his half and regathered to set up a spectacular try for wing Lote Tuqiri.

All Black flyhalf Dan Carter missed two early shots at penalty goal before hooker Kevan Mealamu pounced on a loose lineout throw from the Wallabies to post first points for his team.

With Elsom still in the sin bin, Mealamu crashed over for his second on the end of a strong push from the lineout.

Carter opened the second half scoring with a penalty goal and the All Blacks got their third try when they launched a surprise attack from the ensuing restart.

Aaron Mauger made the break before kicking ahead and when Stephen Larkham failed to clean up, All Blacks captain Richie

McCaw forced the loose ball in a melee of arms and legs and was awarded a try by the TMO.

The Wallabies stormed back through a try to replacement flanker Scott Fava, who had just set foot on the ground when he found himself perfectly placed to dive over from a driving maul.

A second Carter penalty goal made it 27-12 to the New Zealanders and when the Wallabies were denied a try by the TMO from another driving maul the match was gone.

The Australians continued to attack the All Blacks, however replacement back Isaiah Toeava rubbed salt into the Wallabies wounds with a 60 metre runaway try on the bell to give his side a flattering 32-12 victory.





# Australia v South Africa

BUNDABERG RUM RUGBY SERIES, MANDELA PLATE & TRI NATIONS

SATURDAY, 15 JULY 2006, SUNCORP STADIUM, BRISBANE



**AUSTRALIA 49** (MATT GITEAU 2, JEREMY PAUL, GREG HOLMES, CHRIS LATHAM, MARK CHISHOLM TRIES; STIRLING MORTLOCK 5 CONS, 2 PENS; STEPHEN LARKHAM DG) **DEFEATED SOUTH AFRICA 0**

HALF-TIME	AUSTRALIA 30-0	REFEREE	PAUL HONISS (NEW ZEALAND)	CROWD	45,978
AUSTRALIA	CHRIS LATHAM, MARK GERRARD, STIRLING MORTLOCK (VC), MATT GITEAU, LOTE TUQIRI, GEORGE GREGAN (C), STEPHEN LARKHAM, SCOTT FAVA, GEORGE SMITH, ROCKY ELSOM, DAN VICKERMAN (VC), NATHAN SHARPE, GUY SHEPHERDSON, JEREMY PAUL, GREG HOLMES.				
REPLACEMENTS	SAM CORDINGLEY FOR GREGAN, MARK CHISHOLM FOR VICKERMAN, SEAN HARDMAN FOR PAUL, CLYDE RATHBONE FOR GERRARD, AL BAXTER FOR HOLMES, MAT ROGERS FOR GITEAU, PHIL WAUGH FOR SMITH, GREG HOLMES FOR SHEPHERDSON.				
SOUTH AFRICA	PERCY MONTGOMERY; AKONA NDUNGANE, JAQUE FOURIE, WYNAND OLIVIER, BRYAN HABANA; JACO VAN DER WESTHUYZEN, RICKY JANUARIE, PIERRE SPIES, JUAN SMITH, JOE VAN NIEKERK, DANIE ROSSOUW, VICTOR MATFIELD, CJ VAN DER LINDE, JOHN SMIT (C), OS DU RANDT.				
REPLACEMENTS	JACQUE CRONJE FOR SMITH (BLOOD BIN), ALBERT VAN DER BERG FOR ROSSOUW, EDDIE ANDREWS FOR DU RANDT, BREYTON PAULSE FOR NDUNGANE, FOURIE DU PREEZ FOR JANUARIE, MEYER BOSMAN FOR MONTGOMERY, JACQUE CRONJE FOR VAN NIEKERK, DANIE COETZEE FOR SMIT.				

The Qantas Wallabies quickly overcame their Bledisloe Cup disappointment to annihilate the Springboks 49-0 in the Bundaberg Rum Rugby Series clash at Suncorp Stadium in Brisbane.

The Wallabies turned on a stunning performance, scoring six tries to register a bonus point while keeping the South Africans scoreless for only the second time in team history.

Australia's backline was superb, man-of-the-match Matt Giteau scoring two tries, while Jeremy Paul, Greg Holmes, Chris Latham and Mark Chisholm also bagged five-pointers.

Stirling Mortlock added 16 points with the boot to boost the Wallabies' Tri Nations hopes after the 32-12 loss to the All Blacks in the series opener.

The forecast showers came just prior to kickoff and made conditions difficult for the players, attributing to a scrappy start to the match where both sides struggled to hold onto the ball.

Stephen Larkham opened the scoring after eight minutes with a surprising and spectacular 40-metre drop goal, before fullback Chris Latham continued his hot early season form with a booming 60m touch-finder to set up Jeremy Paul's opening try from a rolling maul.

Stirling Mortlock slotted his only penalty goal for the night before some superb teamwork set up Holmes' try.

Stephen Larkham stepped through the Springbok defence and offloaded to skipper George Gregan, who then sent the prop crashing over.

South Africa was reduced to fourteen men on the half-hour when Victor Matfield was sin-binned for a deliberate knock-on and Wallaby inside centre Matt Giteau, making his first run on appearance for the season, wasted little time making them pay, dancing around the defence to score his first try.

Behind 30-0 at half-time, the visitors chanced their arm in the

opening exchanges of the second half, but failed to breach the excellent Australian defence.

The Wallabies counter-punched and would have gone further ahead on the scoreboard had it not been for the efforts of Fourie Du Preez.

The Springbok scrumhalf held up Sam Cordingley in the in goal area before repeating his effort on Nathan Sharpe to foil two potential tries for the home side.

Finally, the Wallabies crossed again through Latham and the floodgates opened to allow Giteau to score his second before lock Mark Chisholm crashed over to give Australia its highest ever score and biggest winning margin against South Africa.





NEW ZEALAND 13 (JOE ROKOCOKO TRY; DAN CARTER CON, PEN, DG) DEFEATED AUSTRALIA 9 (STIRLING MORTLOCK 3 PENS)					
HALF-TIME	NEW ZEALAND 10-6	REFEREE	ALAIN ROLLAND (IRELAND)	CROWD	52,498
AUSTRALIA	CHRIS LATHAM, MARK GERRARD, STIRLING MORTLOCK (VC), MATT GITEAU, LOTE TUQIRI, STEPHEN LARKHAM, GEORGE GREGAN (C), SCOTT FAVA, GEORGE SMITH, ROCKY ELSOM, DAN VICKERMAN (VC), NATHAN SHARPE, RODNEY BLAKE, JEREMY PAUL, GREG HOLMES.				
REPLACEMENTS	TAI MCISAAC FOR PAUL, PHIL WAUGH FOR FAVA, MARK CHISHOLM FOR ELSOM, CLYDE RATHBONE FOR TUQIRI, SAM CORDINGLEY FOR GREGAN, MAT ROGERS FOR GERRARD, GUY SHEPHERDSON FOR BLAKE.				
NEW ZEALAND	LEON MACDONALD, RICO GEAR, MILS MULIAINA, AARON MAUGER, JOE ROKOCOKO, DAN CARTER, BYRON KELLEHER, RODNEY SO'OIALO, RICHIE MCCAW (C), JERRY COLLINS, JASON EATON, CHRIS JACK, CARL HAYMAN, KEVEN MEALAMU, TONY WOODCOCK.				
REPLACEMENTS	CHRIS MASOE FOR COLLINS, GREG SOMERVILLE FOR WOODCOCK, ALI WILLIAMS FOR EATON, JIMMY COWAN FOR KELLEHER, ANDREW HORE FOR MEALAMU.				



**“Mark Gerrard put me through a little hole, and I knew we had the numbers out on the right wing. I thought it was a winger. So I put the ball a little too far in front of him. I think if I’d taken more time and realised who was out there, it would have been a golden opportunity to score a try.”** Stephen Larkham

The second installment of the 2006 Bledisloe Cup had all the hallmarks of a classic, ending in a dramatic 13-9 victory to the All Blacks, who retained the Bledisloe Cup in a tough and physical encounter at Suncorp Stadium.

Pre-game debate raged over New Zealand’s controversial ‘Kapa o Pango’ haka before a capacity crowd of 52,498 witnessed a low-scoring but enthralling contest with the All Blacks gaining the ascendancy in the first half before a determined second half fight back almost snatched victory for the Wallabies.

The All Blacks looked superior at the breakdown with their pace and numbers however

a dominant lineout kept the Wallabies in the contest.

Australia registered first points in the match when Stirling Mortlock slotted a penalty goal, but the All Blacks hit back immediately with a try against the run of play to wing Joe Rokocoko from a forced turnover.

New Zealand went further ahead when Rocky Elsom was penalised for hands in the ruck and flyhalf Dan Carter added a penalty goal to increase the margin to a converted try.

After missing an earlier penalty attempt, Mortlock converted another in the dying stages of the half to close the gap to 10-6 at the interval.

The Wallabies marched on the attack early in the second half and went very close on both wings. Mark Gerrard looked likely to score before Richie McCaw made a superb covering tackle and forced a turnover.

Seconds later on the opposite wing, Lote Tuqiri found space but was brought down by lock

Ali Williams and once again the turnover was made.

The Wallabies however had gained momentum, asking more questions of the All Blacks defence before they were silenced in the 55th minute by a Dan Carter drop goal.

Mortlock restored the four point margin shortly after, while Wallaby Coach John Connolly ordered three quick substitutions to inject some fresh legs against a tiring All Blacks outfit.

The Wallabies mounted wave after wave of attack, but the visitors held firm in the dying stages headed by their inspirational skipper Richie McCaw.

The Australians were left to rue several missed opportunities, including a major chance in the 70th minute which resulted in Stephen Larkham’s final pass floating into touch behind his support with the tryline begging.



# Australia v South Africa

BUNDABERG RUM RUGBY SERIES, MANDELA PLATE & TRI NATIONS

SATURDAY, 5 AUGUST 2006, TELSTRA STADIUM, SYDNEY



AUSTRALIA 20 (MARK GERRARD, MAT ROGERS TRIES; STIRLING MORTLOCK 2 CONS, 2 PENS) DEFEATED SOUTH AFRICA 18 (JAQUE FOURIE, PERCY MONTGOMERY TRIES; BUTCH JAMES CON, 2 PENS)

HALF-TIME	AUSTRALIA 10-0	REFEREE	JOEL JUTGE (FRANCE)	CROWD	60,522
AUSTRALIA	CHRIS LATHAM, MARK GERRARD, STIRLING MORTLOCK (VC), MATT GITEAU, LOTE TUQIRI, STEPHEN LARKHAM, GEORGE GREGAN (C), WYCLIFF PALU, GEORGE SMITH, ROCKY ELSOM, DANIEL VICKERMAN (VC), NATHAN SHARPE, RODNEY BLAKE, TAI MCISAAC, GREG HOLMES.				
REPLACEMENTS	JEREMY PAUL FOR MCISAAC, PHIL WAUGH FOR SMITH, MAT ROGERS FOR LARKHAM, SAM CORDINGLEY FOR GREGAN, MARK CHISHOLM FOR ELSOM, CLYDE RATHBONE FOR GERRARD, GUY SHEPHERDSON FOR BLAKE.				
SOUTH AFRICA	PERCY MONTGOMERY, AKONA NDUNGANE, JAQUE FOURIE, WYNAND OLIVIER, BRYAN HABANA, BUTCH JAMES, FOURIE DU PREEZ, JACQUES CRONJE, JUAN SMITH, SOLLY TYIBILIKA, VICTOR MATFIELD, JOHANN MULLER, CJ VAN DER LINDE, JOHN SMIT (C), OS DU RANDT.				
REPLACEMENTS	JOE VAN NIEKERK FOR TYIBILIKA, ALBERT VAN DEN BERG FOR JOHANN MULLER.				



The Qantas Wallabies escaped with a 20-18 win over a gallant South Africa in a topsy-turvy Bundaberg Rum Rugby Series clash at Telstra Stadium in Sydney.

The Wallabies held a 10-0 lead at half time, with a fortuitous try to winger Mark Gerrard the lone spark in an often scrappy opening stanza.

But the Springboks hit back with two tries in the second half to hold an 18-13 advantage with five minutes to play before replacement flyhalf Mat Rogers scored a late try to level the scores.

Stirling Mortlock then kicked the conversion from the sideline to give Australia a heart-stopping win.

The Springboks looked a very different team to the one thrashed 49-0 by the Wallabies in Brisbane three weeks prior, producing a much better

defensive display and adding moments of enterprising attack.

A tight first half was dominated by the boot, as both teams looked for territory through long ranging kicks downfield.

Stirling Mortlock registered first points with an easy penalty goal before the Wallabies grabbed an opportunist's try when a cross-field kick from Springbok Butch James bounced directly into the arms of a flying Gerrard who sprinted 50 metres to score unopposed.

South Africa eventually got on the scoreboard early in the second half courtesy of a James penalty goal.

The Springbok No.10 added a second penalty one minute later and the momentum swung further in the visitors favour when Jaque Fourie pounced on a Wallabies mistake at the scrum to give his team the lead.

Mortlock levelled the scores with 17 minutes remaining before the Springboks wrestled their lead back when Percy Montgomery forced his way over for a try.

The Wallabies held their nerve through the final minutes, striking the major blow when replacement flanker Phil Waugh, playing in his 50th Test match, romped inside the Springboks half and popped a nice ball over the top for replacement back Mat Rogers to sprint away and score in the corner.

Mortlock's conversion from the sideline miraculously bounced off the left hand upright and dropped over the crossbar for the Wallabies to snatch an unlikely victory and stay alive in the 2006 Tri Nations.



# New Zealand v Australia

BLEDISLOE CUP & TRI NATIONS

SATURDAY, 19 AUGUST 2006, EDEN PARK, AUCKLAND

**NEW ZEALAND 34** (JASON EATON, CHRIS JACK, LUKE MCALISTER TRIES; DAN CARTER 2 CONS., 5 PENS) **DEFEATED AUSTRALIA 27** (LOTE TUQIRI 2, ROCKY ELSOM TRIES; STIRLING MORTLOCK 3 CONS., 2 PENS).

HALF-TIME	AUSTRALIA 20-11	REFEREE	CHRIS WHITE (ENG)
AUSTRALIA	CHRIS LATHAM, CLYDE RATHBONE, STIRLING MORTLOCK (VC), MATT GITEAU, LOTE TUQIRI, STEPHEN LARKHAM, GEORGE GREGAN (C), WYCLIFF PALU, PHIL WAUGH, ROCKY ELSOM, DANIEL VICKERMAN (VC), NATHAN SHARPE, RODNEY BLAKE, JEREMY PAUL, GREG HOLMES		
REPLACEMENTS	MARK CHISHOLM FOR ELSOM (BLOOD BIN), ROCKY ELSOM FOR CHISHOLM, GEORGE SMITH FOR WAUGH (BLOOD BIN), MARK GERRARD FOR MORTLOCK (BLOOD BIN), PHIL WAUGH FOR SMITH, STIRLING MORTLOCK FOR GERRARD, MARK CHISHOLM FOR ELSOM, MAT ROGERS FOR LARKHAM, AL BAXTER FOR BLAKE.		
NEW ZEALAND	MILS MULIAINA, DOUG HOWLETT, ISAIA TOEAVA, LUKE MCALISTER, JOE ROKOCOKO, DAN CARTER, BYRON KELLEHER, RODNEY SO'OIALO, RICHIE MCCAW (C), JERRY COLLINS, JASON EATON, CHRIS JACK, CARL HAYMAN, KEVEN MEALAMU, TONY WOODCOCK.		
REPLACEMENTS	GREG SOMERVILLE FOR HAYMAN, LEON MACDONALD FOR TOEAVA, PIRI WEEPU FOR KELLEHER, ALI WILLIAMS FOR EATON, CHRIS MASOE FOR SO'OIALO.		

New Zealand wrapped up the 2006 Tri Nations title with a 34-27 victory over a fast-finishing Qantas Wallabies at Auckland's Eden Park.

In a match that exemplified the often outstanding contests that have marked the relationship between the two teams over the past 25 years, Australia took the battle right to the All Blacks as they tried desperately to stay in the hunt for Tri Nations glory.

The Wallabies led 20-11 at halftime but in a thrilling final quarter the All Blacks got out to a 31-20 lead and held on for the win

despite a brilliant try by wing Lote Tuqiri nine minutes from full time.

Australia seized the initiative 25 minutes into the game when a floating pass from Jerry Collins was intercepted by Tuqiri, who raced 50 metres to score the first of his two tries.

The All Blacks fought back and from their first driving maul at the line, lock Jason Eaton leapt over the maul to convince the TMO that he had scored.

The Wallabies answered immediately when flanker Rocky Elsom was ruled to have grounded the ball over the line after several

looks by the TMO, lifting his team to a nine-point lead at the half.

After the break All Blacks flyhalf Dan Carter edged the home side closer with two penalty goals in the first 10 minutes of the second half.

The All Blacks climbed to their first lead of the match when Chris Jack slid over out wide in the 65th minute on the end of a slick backline movement.

Just four minutes later the All Blacks made the critical play, with Dan Carter putting a heavy hit on his opposite Stephen Larkham to force the ball free, before centre Luke McAlister raced 45 metres to score the match winner.

Tuqiri's spectacular try in the dying minutes put the Wallabies within range, however Carter calmly slotted his third penalty goal to seal the All Blacks victory to end a memorable and physical contest.

The All Blacks reclaimed the Tri Nations trophy with the win, completing a three-game 'Blackwash' of their Trans-Tasman rivals.

The Wallabies' loss was compounded by the suspension of star wing Lote Tuqiri for five matches after he was cited for dangerous tackle on All Blacks skipper Richie McCaw in the second half.





# South Africa v Australia

MANDELA PLATE & TRI NATIONS

SATURDAY, 9 SEPTEMBER 2006, ELLIS PARK, JOHANNESBURG

**SOUTH AFRICA 24** (FOURIE DU PREEZ, BREYTON PAULSE TRIES; ANDRE PRETORIUS CON, 3 PENS, DG) **DEFEATED AUSTRALIA 16** (STEPHEN LARKHAM TRY, STIRLING MORTLOCK CON, 3 PENS)

HALF-TIME	3-3	REFEREE	STEVE WALSH (NEW ZEALAND)	CROWD	50,000
AUSTRALIA	CHRIS LATHAM, CLYDE RATHBONE, STIRLING MORTLOCK (VC), MATT GITEAU, CAMERON SHEPHERD, STEPHEN LARKHAM, GEORGE GREGAN (C), WYCLIFF PALU, PHIL WAUGH, ROCKY ELSOM, DANIEL VICKERMAN (VC), NATHAN SHARPE, RODNEY BLAKE, JEREMY PAUL, BENN ROBINSON.				
REPLACEMENTS	MARK CHISHOLM FOR ELSOM, MARK GERRARD FOR SHEPHERD, AL BAXTER FOR BLAKE, BRETT SHEEHAN FOR GREGAN, GEORGE SMITH FOR PALU, SCOTT STANFORTH FOR LARKHAM, RODNEY BLAKE FOR ROBINSON (FRONT ROW RETURNING), TAI MCISAAC FOR PAUL.				
NEW CAPS	BENN ROBINSON (814TH WALLABY), BRETT SHEEHAN (815TH WALLABY)				
SOUTH AFRICA	JON-PAUL PIETERSEN, AKONA NDUNGANE, JAQUE FOURIE, JEAN DE VILLIERS, WYNAND OLIVIER, ANDRE PRETORIUS, FOURIE DU PREEZ, PEDRIE WANNENBURG, AJ VENTER, PIERRE SPIES, VICTOR MATFIELD, JOHANN MULLER, BRENDON BOTHA, JOHN SMIT (C), OS DU RANDT.				
REPLACEMENTS	BREYTON PAULSE FOR NDUNGANE, JACQUES CRONJE FOR VENTER, LAWRENCE SEPHAKA FOR DU RANDT, ALBERT VAN DEN BERG FOR MATFIELD, RUAN PIENAAR FOR DU PREEZ.				

Australia's struggles on the High Veldt continued with a 24-16 loss to the Springboks in the final Tri Nations clash at Ellis Park in Johannesburg.

The Wallabies had not won at the notorious venue since 1963 and the hosts ensured the remarkable statistic stayed intact.

After a tight, physical start to the match, neither side troubled the opposition tryline during the first half despite both teams creating several try scoring opportunities.

The radars for both kickers were also shaky, with Springbok flyhalf Andre Pretorius missing two shots at penalty and Stirling Mortlock missing one of his two first half attempts.

Scores were locked at 3-3 at the break, before flyhalf Stephen Larkham eventually opened the try scoring, sliding

through the rushing Springboks defence in the 44th minute.

But a surprise drop goal from Andre Pretorius kick-started a comeback for the Springboks, who added two second half tries to seal the victory.

The drop goal edged the home team ahead 12-10 before another piece of quick-thinking produced the Springboks' first try of the match.

After being awarded a penalty from a driving maul close to the Wallabies line, rather than taking the shot at goal, Springbok scrumhalf Fourie du Preez opted for the quick tap and barged through the stunned Australian defenders to score.

Down 19-10, time was running out for the Wallabies. Mortlock kicked two quick penalties to put the visitors back to within three points

mid-way through the half but the Springboks forwards continued to put pressure on the Wallaby set piece, preventing the Australians from regaining the lead.

When South African speedster Breyton Paulse shrugged off Larkham and Mark Gerrard to reach over for the home team's second try with nine minutes to go, Australia's chances of a comeback were fading.

The visitors launched a late assault in an effort to finally break the Ellis Park "hoodoo" but the home side held on for a hard-fought victory.

The win gave South Africa their second straight to finish the tournament, while the Wallabies' ended their 2006 Tri Nations campaign with consecutive losses to New Zealand and South Africa.





# Wales v Australia

INVESCO PERPETUAL TROPHY

SATURDAY, 4 NOVEMBER 2006, MILLENNIUM STADIUM, CARDIFF

WALES 29 (SHANE WILLIAMS, MARTYN WILLIAMS TRIES; JAMES HOOK 2 CONS, 3 PENS, STEPHEN JONES PEN, GAVIN HENSON PEN) DREW WITH AUSTRALIA 29 (CAMERON SHEPHERD 2, MATT GITEAU, CHRIS LATHAM TRIES; MATT GITEAU 3 CONS, PEN).

HALF-TIME	AUSTRALIA 17-16	REFEREE	STEVE WALSH (NEW ZEALAND)	CROWD	73,158
AUSTRALIA	CHRIS LATHAM (VC), CLYDE RATHBONE, LOTE TUQIRI, STEPHEN LARKHAM (VC), CAMERON SHEPHERD, MAT ROGERS, MATT GITEAU, WYCLIFF PALU, PHIL WAUGH (C), ROCKY ELSOM, DAN VICKERMAN (VC), NATHAN SHARPE, RODNEY BLAKE, TAI MCISAAC, AL BAXTER.				
REPLACEMENTS	BRENDAN CANNON FOR MCISAAC, STEPHEN HOILES FOR PALU, JOSH VALENTINE FOR LARKHAM, MARK CHISHOLM FOR VICKERMAN. NOT USED: BENN ROBINSON, ADAM ASHLEY-COOPER, MARK GERRARD.				
WALES	KEVIN MORGAN, GARETH THOMAS, TOM SHANKLIN, GAVIN HENSON, SHANE WILLIAMS, STEPHEN JONES, DWAYNE PEEL RYAN JONES, MARTYN WILLIAMS, JONATHAN THOMAS, IAN GOUGH, IAN EVANS, ADAM JONES, MATTHEW REES, GARETH JENKINS.				
REPLACEMENTS	RHYS THOMAS, DUNCAN JONES, GAVIN THOMAS, ALUN WYN JONES, MIKE PHILLIPS, JAMES HOOK, MARK JONES.				



The Qantas Wallabies recorded an historic 29-29 draw with Wales in the opening clash of their 2006 Spring Tour campaign at Millennium Stadium in Cardiff.

The much-anticipated match was touted as a preview to the World Cup clash between the two teams next September at the same venue and neither disappointed in the thrilling draw – the first between the two since their maiden encounter in 1908.

Using an experimental backline and with regular skipper George Gregan rested from the tour, the Wallabies dominated the majority of the opening half as they forged a 17-6 lead midway

through the term before the hosts drew back within one point, 16-17, at the break.

It was then the home side's turn to pile on the pressure as they mounted a second half assault to storm into the lead before a second try to Cameron Shepherd and a gem from fullback Chris Latham once again had the visitors in front.

Wales replacement back James Hook slotted a penalty goal to lock the scores with nine minutes remaining and despite both sides having opportunities to steal the victory, the draw was cemented in history when time was called.

The Wallabies wasted little time testing the Wales line and were looking dangerous in the opening minutes of the encounter.

After early penalty attempts were on target from Matt Giteau and Stephen Jones, it was the visitors who found the tryline.

A damaging run from Wycliff Palu split the Wales defence up the middle before the ball sailed wide to Shepherd who crossed for the first of his two tries.

With little international exposure in the lead up to the match, Wales looked flat and struggled to get valuable possession early in the contest, however penalty goals to Gavin Henson and two to Hook gave the home side their first lead of the match in the 50th minute.

Australia looked shaken by the second half form of its host but refused to surrender with a superb Lote Tuqiri run sparking a second try for wing Cameron Shepherd.

Five minutes later the Wallabies regained the lead through an inspired Latham, who beat three defenders to power his way over in the left corner.

The 29-26 buffer was short lived however as Hook neatly slotted a penalty goal to force the stalemate.



# Italy v Australia

SATURDAY, 11 NOVEMBER 2006, STADIO FLAMINIO, ROME

**AUSTRALIA 25** (MAT ROGERS, GUY SHEPHERDSON, STIRLING MORTLOCK TRIES; MORTLOCK 2 CONS, 2 PENS) DEFEATED **ITALY 18** (RAMIRO PEZ 6 PENS)

HALF-TIME	ITALY 15-13	REFEREE	STEVE WALSH (NEW ZEALAND)
AUSTRALIA	CHRIS LATHAM, CLYDE RATHBONE, STIRLING MORTLOCK,, STEPHEN LARKHAM, LOTE TUQIRI (VC), MAT ROGERS, MATT GITEAU, WYCLIFF PALU, GEORGE SMITH (VC), ROCKY ELSOM, MARK CHISHOLM, NATHAN SHARPE, GUY SHEPHERDSON, BRENDAN CANNON, AL BAXTER.		
REPLACEMENTS	STEPHEN MOORE BLOOD FOR PALU, WYCLIFF PALU BLOOD FOR MOORE, ALISTER CAMPBELL FOR CHISHOLM, NIC HENDERSON FOR SHEPHERDSON. NOT USED: STEPHEN HOILES, JOSH VALENTINE, MARK GERRARD, CAMERON SHEPHERD.		
ITALY	GERT PEENS, KAINE ROBERTSON, GONZALO CANALE, MIRCO BERGAMASCO, PABLO CANAVOSIO, RAMIRO PEZ, PAUL GRIFFEN, SERGIO PARISSÉ, MAURO BERGAMASCO, ALESSANDRO ZANNI, MARCO BORTOLAMI (C), SANTIAGO DELLAPE, MARTIN CASTROGIOVANNI, CARLO FESTUCCIA, ANDREA LO CICERO.		
REPLACEMENTS	LEONARDO GHIRALDINI, CARLOS NIETO, CARLO ANTONIO DEL FAVA, JOSH SOLE, SIMON PICONE, ANDREA SCANAVACCA, WALTER POZZEBON.		

A barnstorming run from No.8 Wycliff Palu to set up a Stirling Mortlock try 10 minutes from full-time helped the Qantas Wallabies to a hard-earned 25-18 win over a stubborn Italy in Rome.

Australia scored three tries to nil in the physical encounter, but six penalty goals to Italian flyhalf Ramiro Pez kept the Azzurri in contention after an upset looked on the cards when the home team led 15-13 at half-time.

The Wallabies were contained for thirty minutes until Stephen Larkham put Mat Rogers in for a try before prop Guy Shepherdson scored an opportunistic five-pointer when Italy's lineout spilled the ball near its own line early in the second half.

Mortlock's try 10 minutes from the end sealed the seven-point win for Australia but it wasn't the scoreline many had expected.

Errors marred the Wallabies' performance while both teams encountered plenty of penalty goal opportunities.

The penalty count finished at 8-6 in Italy's favour after being 8-3 deep into the second half, which was tailor made for Italy's game plan as the Azzurri attack never really looked like threatening the Wallabies' tryline.

But with Pez slotting them from all over the field, Italy were able to stay in the match.

Australia got away to a horrible start when hooker Brendan Cannon was yellow-carded for punching in the second minute.

Pez missed the penalty attempt but was on target with his next three to hand Italy a 9-0 lead after 14 minutes.

Mortlock pulled back three points for the tourists in the 21st minute before Pez restored the nine point lead with another penalty two minutes later.

Australia closed the gap when Stephen Larkham sent Mat Rogers over for the opening try 11 minutes out from the break, however a further penalty goal to each side saw Italy take a surprise 15-13 lead into the dressing rooms.

A kicking duel gave Australia good territory early in the second stanza and prop Shepherdson took a lucky bounce on the



run to barge his way over for the Wallabies' second try.

The Australians looked a better unit in the second half but it wasn't until the 70th minute that they could finally draw breath.

Palu crashed his way up the middle on a 30-metre run and dished off to Mortlock who dragged two defenders across the line to score the match-winner.

**“Unfortunately, tonight we were a little bit off our game. We only played for about 20 minutes at our top level and still came away with the win so we were a bit fortunate today.”**

**“We will certainly have to review hard before our next match against Ireland but a Test match win is a Test match win and we will take it.”** John Connolly



# Ireland v Australia

LANSDOWNE CUP

SUNDAY, 19 NOVEMBER 2006, LANSDOWNE ROAD, DUBLIN

IRELAND 21 (DENIS HICKIE, GEORDAN MURPHY TRIES; RONAN O'GARA CON, 3 PENS) DEFEATED AUSTRALIA 6 (STIRLING MORTLOCK 2 PENS).

HALF-TIME	IRELAND 15-3	REFEREE	MARIUS JONKER (SOUTH AFRICA)
AUSTRALIA	CHRIS LATHAM (VC), CLYDE RATHBONE, LOTE TUQIRI, STIRLING MORTLOCK (C), MARK GERRARD, STEPHEN LARKHAM (VC), MATT GITEAU, WYCLIFF PALU, PHIL WAUGH (VC), ROCKY ELSOM, MARK CHISHOLM, NATHAN SHARPE, GUY SHEPHERDSON, TAI MCISAAC, AL BAXTER.		
REPLACEMENTS	MAT ROGERS FOR LARKHAM, BENN ROBINSON FOR BAXTER, GEORGE SMITH FOR PALU, STEPHEN MOORE FOR MCISAAC, SCOTT STANFORTH FOR RATHBONE, ALISTER CAMPBELL FOR CHISHOLM, JOSH VALENTINE FOR GITEAU, AL BAXTER FOR SHEPHERDSON.		
IRELAND	GEORDAN MURPHY, SHANE HORGAN, BRIAN O'DRISCOLL, GORDON D'ARCY, DENIS HICKIE, RONAN O'GARA, ISAAC BOSS, DENIS LEAMY, DAVID WALLACE, NEIL BEST, PAUL O'CONNELL, DONNCHA O'CALLAGHAN, JOHN HAYES, RORY BEST, BRYAN YOUNG.		
REPLACEMENTS	FRANKIE SHEAHAN, MARCUS HORAN, MALCOLM O'KELLY, SIMON EASTERBY, PETER STRINGER, PADDY WALLACE, GIRVAN DEMPSEY.		

In a return Lansdowne Cup showdown, Ireland handed the Qantas Wallabies a comprehensive 21-6 defeat in the third Spring Tour Test at Lansdowne Road, Dublin.

Ireland, the year's Triple Crown winners, dominated every facet of play, including the penalty count, as its forwards overpowered the tourists to allow flyhalf Ronan O'Gara to orchestrate the two tries to nil win.

The match got underway in atrocious conditions with gale force winds, rain and a chill factor of just six degrees celsius and it was the home team that adapted to the conditions the best.

A Stirling Mortlock penalty goal in the fourth minute opened the scoring, but from then on Ireland dominated.

Running into the teeth of a vicious wind, the home team kept the ball in hand in the first stanza

and threatened the Australian line almost from the outset.

With the scores at 3-3, Ireland marched on the attack and after peppering the Wallabies line with phase play, winger Denis Hickie eventually opened the try-scoring, catching a pin-point crossfield kick from O'Gara and jinking inside the cover defence to score.

O'Gara's conversion was wide but in a worse result for Australia, flyhalf Stephen Larkham, who had been injured earlier when making a ball-and-all tackle, was forced from the field.

Ireland landed a killer blow on the stroke of halftime when they won a lineout against the throw and launched an attack 35 metres out from the Australian line, where O'Gara was again instrumental in laying on their second try.

Mortlock and O'Gara traded penalties to start the second

half before an off-the-ball altercation between Phil Waugh and Denis Leamy resulted in both players being sent to the sin bin, with Mat Rogers, the third man in, also given a 10 minute spell on the sideline.

Wallabies coach John Connolly emptied the bench to inject fresh legs in Benn Robinson, George Smith, Stephen Moore, Scott Staniforth, Josh Valentine and Al Campbell but it was to no avail as the Irish forwards continued to dominate in the slippery conditions.

An O'Gara penalty was the only score in the final 30 minutes of play, giving Ireland a 21-6 victory to reclaim the Lansdowne Cup for only the second time in its seven-year history.





# Scotland v Australia

HOPETOUN CUP

SATURDAY, 25 NOVEMBER 2006, MURRAYFIELD, EDINBURGH

AUSTRALIA 44 (MARK GERRARD 2, STEPHEN LARKHAM, STEPHEN MOORE, CHRIS LATHAM TRIES; STIRLING MORTLOCK 5 CONS, 3 PENS) DEFEATED SCOTLAND 15 (SIMON WEBSTER, SEAN LAMONT TRIES, CHRIS PATERSON CON, PEN).

HALF-TIME	AUSTRALIA 16-10	REFEREE	DONAL COURTNEY (IRELAND)	CROWD	64,120
AUSTRALIA	CHRIS LATHAM (VC), MARK GERRARD, STIRLING MORTLOCK (C), SCOTT STANIFORTH, LOTE TUQIRI, STEPHEN LARKHAM, MATT GITEAU, DAVID LYONS, GEORGE SMITH, ROCKY ELSOM, ALISTER CAMPBELL, NATHAN SHARPE (VC), GUY SHEPHERDSON, STEPHEN MOORE, BENN ROBINSON.				
REPLACEMENTS	WYCLIFF PALU FOR LYONS, PHIL WAUGH FOR SMITH, MARK CHISHOLM FOR ELSOM, TATAFU POLOTANAU FOR MOORE, MAT ROGERS FOR STANIFORTH, AL BAXTER FOR ROBINSON, JOSH VALENTINE FOR LARKHAM.				
ITALY	CHRIS PATERSON (C), SEAN LAMONT, MARCUS DI ROLLO, ANDREW HENDERSON, SIMON WEBSTER, DAN PARKS, MIKE BLAIR, DAVID CALLAM, KELLY BROWN, SIMON TAYLOR, SCOTT MURRAY, NATHAN HINES, EUAN MURRAY, DOUGIE HALL, GAVIN KERR.				
REPLACEMENTS	ROSS FORD, ALLAN JACOBSEN, ALASTAIR STROKOSCH, RORY LAWSON, PHIL GOODMAN, HUGO SOUTHWELL.				

**“We are very happy about the result and happy with the whole team performance. We wanted to end the tour on a good note and we knew we were a better team than we had showed in our previous matches against Wales, Italy and Ireland.”**

**“I think we were able to show that tonight coming back from 10-0 down to basically overpower them at home.”** John Connolly

The Qantas Wallabies concluded their 2006 Spring Tour campaign with an emphatic 44-15 win over Scotland at Murrayfield in Edinburgh.

Australia were behind 10-0 after seven minutes but overpowered the hosts to run away with a comprehensive five tries to two victory.

Stephen Larkham turned on a vintage display at flyhalf, scoring one try and helping to set up three others, while skipper Stirling Mortlock was perfect from his eight attempts at goal.

The Wallabies led 16-10 at halftime after a converted Larkham try and three penalties from Mortlock had cancelled out Simon Webster's early converted try and Chris Paterson's penalty for Scotland.

The second half was all Wallabies as the forwards controlled play in the scrums and dominated the breakdown while the backline looked threatening every time it got the ball.

Winger Mark Gerrard scored two tries in the space of four minutes while hooker Stephen Moore crashed over for his first try for the Wallabies before the always impressive Chris Latham picked up a final five-pointer on the stroke of full time to complete the rout.

More than 60,000 fans packed into Murrayfield to see the match and they were in raptures after the Scots bounded away to an early 10-0 lead.

Their joy was short lived though as Mortlock hit a 12th minute penalty before the Wallabies equalised with Larkham's try.



The tourists had seized the momentum however some last-ditch defence from Scotland denied a rampaging Australian outfit who settled for two more penalties to go the break with a six-point lead, 16-10.

The Wallabies continued firing after the break as fullback Chris Latham made a trademark burst through the middle to set up Gerrard's first try before Larkham was again in the action to set up the winger's second.

Scotland hit back against the run of play when flyhalf Dan Parks put a cross-kick over for wing Sean Lamont to score but Australia quickly extinguished any comeback.

Larkham was again instrumental, this time dummied through a gap to send Phil Waugh away before Moore eventually dived over to score.

Chris Latham iced the cake with a deserved try at the death, ending Australia's and his own campaign on a high note.



# AUSTRALIA A

The 2006 Australia A program consisted of two mid-year matches against Fiji at Adelaide Oval and Olympic Park in Melbourne, as well as three tour games against Ospreys, Ireland A and Scotland A on the Spring Tour to Europe.

Brumbies Head Coach Laurie Fisher took the reigns of Australia A during their two match series against Fiji and guided the team to two impressive victories in as many weeks.

The first match in front of 6,000 people at the Adelaide Oval saw the Australians run out 47-18 victors in a dominate display. A week later in Melbourne, Australia A romped to an 80-9 victory under lights at Olympic Park with winger Drew Mitchell scoring a hat-trick.

The conditions and opposition would prove to be much tougher for Australia A in Europe in November. With Wallaby assistant coach John Muggleton in charge, Australia A, made up of members of the Wallaby Spring Tour Squad, were outplayed and out-muscled by an impressive Ospreys outfit in a 24-16 loss.

Eager to atone for their disappointing loss in Swansea, the Australians responded in determined fashion by coming from behind in dreadful conditions against Ireland A to win the match in the dying seconds. Scott Staniforth proved to be the right player in the right place, diving on a loose ball in-goal to give Australia A its first win on the tour.

Australia A followed up the Irish result with a convincing 44-20 win over Scotland A at McDiarmid Park in Perth with prop Rodney Blake scoring two tries in his man-of-the-match display.

## AUSTRALIA A RESULTS

### FRIDAY 14 JULY

**Australia A 47** (Cameron Shepherd 3, Digby Ioane 3, Adam Ashley-Cooper tries; Cameron Shepherd con, 2 pens, Josh Valentine con, Sam Norton-Knight con) **defeated Fiji 18** (Luveitasau Mosese, Akapusi Qera, Jeremaia Tuilevu tries; Jo Tora pen). Half time: Australia A 23-3. Referee: Brett Bowden (Australia). Venue: Adelaide Oval. Crowd: 6,174.

**Australia A:** Cameron Shepherd, Digby Ioane, Scott Staniforth (vc), Gene Fairbanks, Drew Mitchell, Sam Norton-Knight, Josh Valentine, Wycliff Palu, Richard Brown, Mitchell Chapman, James Horwill, Alister Campbell (c), Nic Henderson, Stephen Moore, Benn Robinson.

**Replacements:** James McCormack, Matt Dunning, Will Caldwell, David Croft, Josh Holmes, Morgan Turinui, Adam Ashley-Cooper.

### SATURDAY 22 JULY

**Australia A 80** (Drew Mitchell 3, Cameron Shepherd 2, John Roe 2, Digby Ioane, Ben Tune, Wycliff Palu, David Croft tries, penalty try; Cameron Shepherd 10 cons) **defeated Fiji 9** (Jo Tora 3 pens). Half time: Australia A 35-9. Referee: Paul Marks (Australia). Venue: Olympic Park. Crowd: 6,334.

**Australia A:** Cameron Shepherd, Digby Ioane, Ben Tune (vc), Gene Fairbanks, Adam Ashley-Cooper, Sam Norton-Knight, Josh Holmes, Wycliff Palu, Richard Brown, John Roe (c), James Horwill, Will Caldwell, Rodney Blake, Stephen Moore, Al Baxter.

**Replacements:** James McCormack, Matt Dunning, Mitchell Chapman, David Croft, Brett Sheehan, Morgan Turinui, Drew Mitchell.

### WEDNESDAY 1 NOVEMBER

**Ospreys 24** (Barry Williams, Richard Mustoe tries; Shaun Connor con, 3 pens, dg) **defeated Australia A 16** (Adam Ashley-Cooper try; Cameron Shepherd con, 3 pens). Half time: 13-13. Referee: Andrew Small. Venue: Liberty Stadium, Swansea. Crowd: 20,520

**Australia A:** Cameron Shepherd, Scott Staniforth, Adam Ashley-Cooper, Gene Fairbanks, Morgan Turinui, Mark Gerrard (vc), Brett Sheehan, David Lyons, George Smith (c), Hugh McMeniman, James Horwill, Al Campbell,

Guy Shepherdson, Tatafu Polota-Nau, Nic Henderson.

**Replacements:** Stephen Moore, Benn Robinson, Mark Chisholm, Stephen Hoiles, Josh Valentine, Mat Rogers, Clyde Rathbone.

### WEDNESDAY 14 NOVEMBER

**Australia A 24** (Adam Ashley-Cooper, Morgan Turinui, Scott Staniforth tries; Cameron Shepherd 3 cons, pen) **defeated Ireland A 17** (Luke Fitzgerald try; Jeremy Staunton 4 pens). Half-time: Ireland A 11-3. Venue: Thomond Park, Limerick.

**Australia A:** Cameron Shepherd, Adam Ashley-Cooper, Morgan Turinui (vc), Scott Staniforth, Drew Mitchell, Mark Gerrard, Brett Sheehan, David Lyons, Stephen Hoiles, Scott Fava, James Horwill, Al Campbell (c), Rodney Blake, Tai Mclsaac, Benn Robinson.

**Replacements:** Tatafu Polota-Nau, Nic Henderson, Mitchell Chapman, George Smith, Josh Valentine, Gene Fairbanks, Clyde Rathbone.


### TUESDAY 21 NOVEMBER

**Australia A 44** (Rodney Blake 2, Drew Mitchell 2, Cameron Shepherd, Brett Sheehan tries; Shepherd 4 cons, 2 pens) **defeated Scotland A 20** (Graeme Morrison, Scott Lawson, Rory Lamont tries; Gordon Ross con, pen). Half-time: Australia A 18-3. Venue: McDiarmid Park, Perth.

**Australia A:** Cameron Shepherd, Adam Ashley-Cooper, Morgan Turinui (c), Gene Fairbanks, Drew Mitchell, Mat Rogers, Brett Sheehan, David Lyons (vc), Stephen Hoiles, Scott Fava, Mitchell Chapman, James Horwill, Rodney Blake, Tatafu Polota-Nau, Nic Henderson.

**Replacements:** Tai Mclsaac, Al Baxter, Mark Chisholm, Wycliff Palu, Josh Valentine, Mark Gerrard.







## RUGBY UNIT

Season 2006 saw a changing of the guard from a National Coach and High Performance perspective.

John Connolly began his tenure as Wallaby Coach, supported primarily by Scott Johnson, Michael Foley, John Muggleton, Jason Weber and Martin Raftery. The challenges were clear and whilst there has been some divergent views expressed concerning the 2006 results, there is no disputing there has been improvement in some of the key areas, including scrum and lineout set pieces, average tries per match and offloads. Whilst we did not win the Bledisloe Cup, nor the Tri Nations Trophy, we improved our IRB Ranking from fourth at the end of 2005 to third at the end of 2006. We also demonstrated in two of our performances against the All Blacks in Brisbane and Auckland, that the Wallabies remain a primary contender for Rugby World Cup honours in 2007.

In October, the Rugby Unit was established. The purpose of this was to fully integrate the operations of everything to do with playing the game. The new Rugby Unit covers the professional side of Rugby from the Wallabies through to the National Talent Squad and age representative programs, through to Community Rugby and Rugby Services. As part of the restructure, Phil Thomson assumed the responsibility of Manager, Team Wallaby and Ben Whitaker was elevated to National Teams & Program Manager. Geoff Shaw remains as GM, Community Rugby and Peter Rowles remains as Head of Rugby Services.

After more than 10 years of service, Andy Conway decided to move on to the next phase of his life. Andy has been a dedicated and committed servant to the game and his passion and professionalism is highly regarded in the world of Rugby. We will still see Andy on the odd occasion and we wish him well in the future. Shaun Barry, our Professional Player Liaison Manager, also decided to move on in late 2006 and we thank Shaun for his efforts and commitment over the last four

years as he worked through the myriad of complexities related to the professional player contracting environment. His replacement is Rob Smith, and already Rob has enjoyed the challenge of working with the Super 14 States on the establishment of revised player contracting protocols for 2007.

There were some significant achievements during 2006, and notably they included:

- Wallabies improved world ranking from fourth to third.
- Continuing investment in National Talent Squad program – this program produced 20 of the 26 players who won the IRB Under 19 World Championship.
- Australian U19s win the IRB World Championship in Dubai.
- Australian U21s make the semi finals of IRB World Championship.
- Josh Holmes won IRB Under 19 Player of the Year.
- Peter Marshall acknowledged by the IRB for services to Refereeing.
- Commonwealth Games 7's most highly attended event in Games program.
- Landmark announcement of Australian Rugby Championship to be launched in 2007. This competition will form a critical element in Australian Rugby's elite player development pathway.

On the back of these achievements we need to acknowledge the efforts of the respective Age Representative Coaches in Chris Hickey (Under 21s) and Phil Mooney (Under 19s). Both these gentlemen and their assistant coaches and support staff did an excellent job, and ensured that we receive value for the investment we make in players and programs at this level, not just for now, but for



Pat Wilson, General Manager Rugby Unit

the future success of our Super 14 teams and the Wallabies.

As you read on though this Report, you will gain an appreciation of the commitment, dedication and professionalism involved in keeping all our national teams resourced, funded and supported in order to keep them at the top of the competitive environment within which we operate. My thanks to all the staff in the Rugby Unit for their efforts throughout 2006.

### ELITE PLAYER DEVELOPMENT PROGRAMS

The Elite Player Development Programs (EPDP) exist to assist in developing players for the highest levels of international Rugby (Super 14 and Wallabies). A great deal of work by all within the HPU and the professional arms of the Super 14 unions has resulted in the development of a progressive and integrated program for young players on their way to representation at the highest level. Much work is still to be done and the ever-changing professional and elite player development environment ensures we continue to strive for the most effective programs and pathways to develop our best young players.

### NATIONAL TALENT SQUAD PROGRAM

This national program is designed to support quality development of young players (14-18 year old schoolboys) for the higher levels of the game. The programs are integrated into the player's school and/or club programs. These



quality programs have also been implemented to challenge other codes in the retention of the best talent to play rugby union. Long term player development programs in skill and physical development have been produced and delivered by EPDP staff to raise the strength and conditioning and skills of our best young players as they move through to the professional ranks. A focus of the program is to eradicate limitations for the future so that Super 14 and Wallabies coaches can attend to high performance rather than remedial coaching. Players will graduate out of the NTS program and into Super 14 contracts or academies.

#### 2006 Achievements:

- 19 of the 26-man Australian Schoolboys squad to tour Fiji and New Zealand were involved in the NTS program, providing a quality skill and physical base commented on by experienced Schools team management.
- Paul Carozza, NTS Coach QLD and former Wallaby was accepted into the Australian Schools Team coaching staff.
- 20 of the 26 players selected for the world champion Australia Under 19s squad came through the ARU NTS program.
- David Pocock – 18 yrs (Force), Caleb Brown – 19 yrs (Reds), Josh Holmes – 19 yrs (Aust A), Saia Faingaa – 19 yrs (Brumbies) become the first NTS graduates to play Super 14 rugby.
- Improved competencies in skill and physical development for all NTS players entering the Super 14 or Academy program environment (eradicating limitations for future years).
- A number of players from other codes (namely rugby league) attracted to rugby through the NTS program and its integration into schools and club programs.

The NTS program is viewed as critical to ensuring Australia remains a world rugby power on an ongoing basis despite

a limited player pool. The NTS program is an initiative of the RWC 2003 legacies.

#### AIS RUGBY UNION SQUAD PROGRAM

The AIS Rugby Union Squad program provides the best of the NTS program with the opportunity to gain non-residential scholarships at the AIS. As an extension to the NTS program, the access to services provided by the AIS ensures that the Wallabies and Super 14 players of the future are exposed to world best practice in all areas both on and off field. The program also involves coaches and staff from within the High Performance Unit covering critical skill and physical development models.

In 2006, the 21 players offered scholarships attended three performance camps at the AIS. They received expert coaching from HPU and Super 14 coaching staff and high level education and medical support from the AIS staff. The education of these top players in the areas of nutrition, performance enhancing drugs, recovery, skill acquisition and performance psychology by AIS staff ensures best practice models can be followed and potential transition into professional Super 14 environments is effective.

#### 2006 AIS Squad Program achievements include:

- 21 players achieved provincial representation at either National Under 16 or National Schoolboy (Under 18) Championship level.
- 13 players were selected in the Australian Schoolboys team (Under 18).
- Of the players leaving the program (total 16 players), 14 players were selected for Super 14 Academy positions and two players were selected for professional Super 14 contracts straight out of school.
- Five players who are back at school for 2007 have been selected in the ARU's National Talent Squad program.

#### 2006 AIS Squad

Micah Watene (NSW), Ben McCalman (NSW), Daniel Palmer (NSW), Andrew Barrett (NSW), Kurtley Beale (NSW), Quade Cooper (QLD), Albert Anae (QLD), Jared Hargreaves (QLD), Andrew Shaw (QLD), Peter Betham (NSW), Robert Horne (NSW), Rod Davies (QLD), Robert Simmons (QLD), Ben Coridas (NSW), Tetera Faulkner (ACT), Talalelei Gray (VIC), Chris Harkins (ACT), Rowan Kellam (NSW), Rodney Maa (NSW), Afusipa Taumoepeau (NSW), Matt Toumua (QLD).

In 2007 the AIS program will be re-positioned with the Australia Under 19s program ensuring that the best young players in the country playing at international level are serviced by the one of the best sports environments in the world. The school-aged players serviced by the program in 2003-2006 will be developed by professional staff in the NTS program.

#### AUSTRALIAN UNDER 19S

*Full results can be found in the Year in Detail section.*

By any measure, the 2006 IRB Under 19 World Championship in Dubai was a resounding success for Australian Rugby. The defeat of New Zealand in the final was not only the result of detailed planning and hard work during assembly, but also a great reward for the quality of work performed by the Provincial Academies and respective National Talent Squads. The 2006 team was the first to include a majority of players from the NTS program and the physical and skill qualities of these players was a major factor in the eventual success of the team.

Along the way, the 2006 Australian team played a great style of rugby and maintained exceptional standards on and off the field. These qualities are reflected in the following statistics and awards:

Games Played:	5
Won:	4
Lost:	1
Points For:	226
Points Against:	63
Position:	1st





- IRB Under 19 World Champions.
- IRB 'Fair Play Award' for on and off field behaviour.
- Overall best attacking and defensive record at the tournament.
- Most number of tries scored by a team (Josh Holmes – equal leading try scorer).
- Only team in Division A or B not to have a single yellow card awarded.
- 20 of the 26 players selected identified through the ARU NTS Program.

The quality of the athletes aside, the Management Team as a whole played a massive role in the eventual success – each performed their role to the highest of standards and they should take great satisfaction in the knowledge that their hard work was rewarded with the winning of the World Championship.

In any tournament, it is important to start well and build momentum. The prospect of having to play five games in 18 days was a daunting one, however the team certainly looked forward to the challenge in the knowledge that the preparation had been thorough.

The first two matches against Scotland and Romania were one sided affairs. The Australian Under 19s were able to play all of the squad in these two games and collected the maximum 10 points on offer. The set piece, continuity and defence functioned well, however we did show some ill discipline on occasion at the tackle contest and conceded

more penalties than perhaps the team would have liked.

The final pool match against New Zealand would determine where the team would finish the pool rounds and ultimately who we would play in the semi finals. It was a match that the team felt we had the better of, however some poor kicking at goal and in general play allowed New Zealand to finish with a 22-17 victory even though both sides scored three tries each. This meant that we were seeded third and drawn to play the second seeds France in our semi final.

The first half performance in this game was perhaps the best of the tournament, enabling us to go to halftime leading 26-6. Our ball control and execution of our patterns in the first half was excellent and the game was effectively over by the break. France resorted to some under handed tactics in the second half which proved a distraction. For the most part though our defence held and we eventually won by 26-16 after conceding two late tries. This set up a rematch against New Zealand in the final.

We started the final well and placed New Zealand under early pressure. The team controlled the first half well and went to half time leading 14-3. Penalties and possession started to go against us in the second half, allowing New Zealand to draw within one point, however a late field goal ensured a 17-13 victory. Our composure and defence was a feature of this performance.

On reflection, our breakdown and continuity play, coupled with our defensive systems were

the major contributors to our success. We were arguably the leading team in these areas of play at the tournament. Our set piece struggled on occasions but this was due more to the fact that other teams were physically bigger rather than obvious technical deficiencies. Mark Bell worked very hard on our set piece and was able to come up with some great variations that provided us with the necessary possession to unleash our varied attacking strengths.

A fantastic result – 2006 iRB U19 World Champions – and a credit to all the hard work behind the scenes, both from within the national Under 19s program to the provincial academies and NTS system.

Dedicated team management and support staff were a critical driving force behind this successful team and included Phil Mooney (Head Coach), Mark Bell (Assistant Coach), Brendan Morris (Manager), Ben Whitaker (EPD Manager), Dr Corey Cunningham (Team Doctor), Cameron Watson (Physiotherapist), Justin Wray (Physiotherapist), Marty Hulme (S&C Coordinator). Congratulations to all staff on an historic campaign for Australian rugby.

### AUSTRALIAN UNDER 21S

*Full results can be found in the Year in Detail section.*

The Australian Under 21 team competed in the 2006 IRB U21 World Championship in Vichy, France during June. With a large contingent of return players, the team had set high standards of winning the tournament after a runners-up placing in 2005. The final fourth placing was disappointing for the squad and team management despite the disadvantage of easily having the youngest squad at the tournament. The squad of 26 comprised of seven Under 19 players and ten Under 20 players – an extremely solid sign that Australian Rugby has some quality young players forging through the development system.

A nerve racking 18-14 win over Scotland in the first pool game used the team's "get out of jail"



card. A try in extra-time ensured the team stayed on track for a semi-final position. A hard fought 43-20 victory against a spirited and physical Fiji in Round 2 set up a crucial Round 3 clash against New Zealand. This was the second year in succession that the round three clash with our neighbours would determine the semi-final seedings. The Australians played tenacious and committed rugby to beat the tournament favourites 21-17 in a match which will be remembered more for the extremely mature showing by the team, lead by two tries from Under 19 halfback Josh Holmes rather than its lack of free flowing rugby.

The team faced world rugby heavy weights France in the semi final – a tough assignment against the home town favourites. In a reversal of last year's semi final it would be the French team that pulled away in the second half, set up by a typically European commitment to forward play, to win 32-17. The Australian team started positively with Force winger Digby loane setting up a couple of fantastic tries for Josh Holmes before Waratahs hooker Tatafu Polota-Nau, ran like a centre for over 30 metres to score in the corner. In the end the youthful enthusiasm and willingness was no match for the mature forward-dominated control of the French. A disappointed Australian team will learn greatly from the experience – a crucial outcome of playing such strong international competition on foreign soil.

The third/fourth play-off game at any World Championship is traditionally a tough mental affair. However, with the opposition being New Zealand, further pride was on the line and a tour finishing with a 2-0 aggregate over the tournament favourites would be reasonable compensation for missing the final. Some enterprising play and individual brilliance had the young Australian team ahead 33-18 in the second half. However, inexperience again proved crucial as the Kiwis came back late in the game to win 39-36. Once again some harsh lessons had been learnt.

Overall, the opportunity to benchmark our best young players against the best in the world is a very worthwhile one. Even squad players with Super 14 experience commented on the toughness and high standard of every game.

Of the 26 players in the squad, 16 are contracted to Super 14 teams for 2007 and beyond. This is a very telling statistic on the progressive nature of the Elite Player Development Programs pathway and the standard of the young players coming through the system. Tatafu Polota-Nau, Digby loane and James Horwill were selected to tour with the Wallabies and Australia 'A' on the end of season Spring Tour.

Once again, an experienced and knowledgeable staff serviced the Under 21 team in 2006 and included Chris Hickey (Head Coach), Nick Scrivener (Assistant Coach), Bill Swain (Manager), Angus Bathgate (Medical Coordinator/Doctor), Ed Hollis (Physiotherapist), Eddie Farah (Physiotherapist), Dirk Spits (S&C Coordinator). All staff were major contributors to an effective 2006 campaign.

#### AUSTRALIAN SEVENS

*Full results can be found in the Year in Detail section.*

The Australian Sevens Team in 2005/2006 competed in eight iRB Sevens World Series tournaments and the 2006 Commonwealth Games held in Melbourne. The National Sevens program has been used as an effective program for assisting the development of Australia's next generation of Super 14 and Wallaby talent and providing an opportunity to players from club rugby that may have missed selection in Super 14 and Academy programs.

Highlights of the season included a hard fought semi final appearance against New Zealand at the 2006 Melbourne Commonwealth Games. The team was comprised of current Australian Sevens players as well as high profile Wallaby and Super 14 players with previous Sevens experience including Lote Tuqiri, Matt Giteau, Chris Latham, Scott Fava, Cameron Shepherd and Tom

McVerry. The ARU and Super 14 Unions worked collaboratively to identify and include high profile players for the Commonwealth Games 7s – a competition that proved to have the highest crowd attendance of any event at the Games. Unfortunately injuries played a role in the team finishing just out of the medals in one of the best competitions of the Games. Another performance of note was an impressive semi final placing at the Paris Sevens tournament in May. Also during the Paris tournament, and the following London Sevens, the Australian team were successful in beating England, the current world number two team.

The team finished in eighth position on the overall iRB Sevens Series standings with a very consistent string of quarter final appearances. However, the development aspect of the program has resulted in two players from the 2005/2006 season being offered professional Super 14 contracts and one player gaining Academy selection for the 2007 season – a credit to the coaching and management staff and the application of the players to use the Sevens program as a stepping stone to higher opportunities.

The Sevens program was very well serviced by an experienced coaching, medical and management team in 2006. Head Coach and former Wallaby Glen Ella used all his experience and Sevens knowledge to guide a young team through the iRB Sevens Series and fast track a star studded Commonwealth Games team to fourth place. Physiotherapist Alan Davies now easily ranks as one of the most experienced medical staff members on the World Sevens circuit. Angus Bathgate effectively carried out the role of program doctor earning praise for his work with the Commonwealth Games team. Gary Pearse managed the side under Glen Ella during the year and provided valuable international Sevens experience and leadership.



## AUSTRALIAN REFEREES

Stuart Dickinson, Scott Young, Matt Goddard, James Leckie, George Ayoub and Sarah Corrigan were all appointed by the IRB Selectors to referee Test matches in 2006. Both James Leckie and Sarah Corrigan made their Test refereeing debut this year.



Scott Young was recognised as our Tooheys New Super 14 Referee of the Year after some outstanding performances throughout the competition. Scott announced his retirement shortly after he refereed the Japan v Italy Test in June. This was Scott's 26th Test match and he will be missed at all levels of the game.

James Leckie and Brett Bowden officiated at various IRB Sevens tournaments throughout the world and performed with distinction. James refereed several finals including the Gold Medal game at the Commonwealth Games Sevens in Melbourne.

Andrew Lindsay and James Leckie also both performed admirably at the IRB Under 21s and Under 19s respectively.

Sarah Corrigan and George Ayoub both officiated at the IRB Women's Rugby World Cup in Canada. Sarah was rewarded for her good form at the tournament

by being appointed to the England v Canada semi final. This makes her the leading female referee in world rugby.

Former international Referee Peter Marshall was recognised at the IRB Awards night with a Distinguished Services to Rugby Award.

**Australian Referees Panel:** George Ayoub, Brett Bowden, Stuart Dickinson, Matt Goddard, James Leckie, Paul Marks and Scott Young.

**Australian Referees Academy:** Geoff Acton, Daniel Cheever, Andrew Lindsay, Nathan Pearce, Julian Pritchard, James Scholtens and Bradley Wahl.

**Australian Women's Referee Development Group:** Roberta Barnett, Sarah Corrigan and Michelle Colgrave.

## PLAYER RELATIONS

The year 2006 was very exciting, positive and constructive for professional player relations.

Shaun Barry, the ARU's Professional Player Liaison Manager spent a good part of the year managing the process of contracting players for the 2007 season and beyond. This process proved very successful and late in the year culminated with the re-contracting of Phil Waugh for 2008-2009. Following the Spring Tour the ARU also agreed to release Mat Rogers from the final year of his playing contract for personal reasons.

During the year the ARU-State Union process was placed under some pressure with the Rugby WA/Al Kanaar matter being heard by a Tribunal.

Late in 2006, the ARU and the four Australian Super 14 Unions agreed to a comprehensive review of the player contracting protocols. This process will begin

in early 2007 and demonstrates the ARU's commitment to arrive at the best possible player contracting process for our unique environment.

The Career Training Scheme, ably led by the Committee's Chairman Roger Davis and supported by Yvonne Soper and a network of dedicated career advisors and other support staff, continues to deliver valuable benefits and services to both current and former players.

The Occupational Health & Safety Committee, charged with addressing player welfare issues, continued their very valuable work throughout 2006. Thanks must again go to the Committee's Chairman, Mr Bruce Hodgkinson QC, for his commitment and dedication to this program.

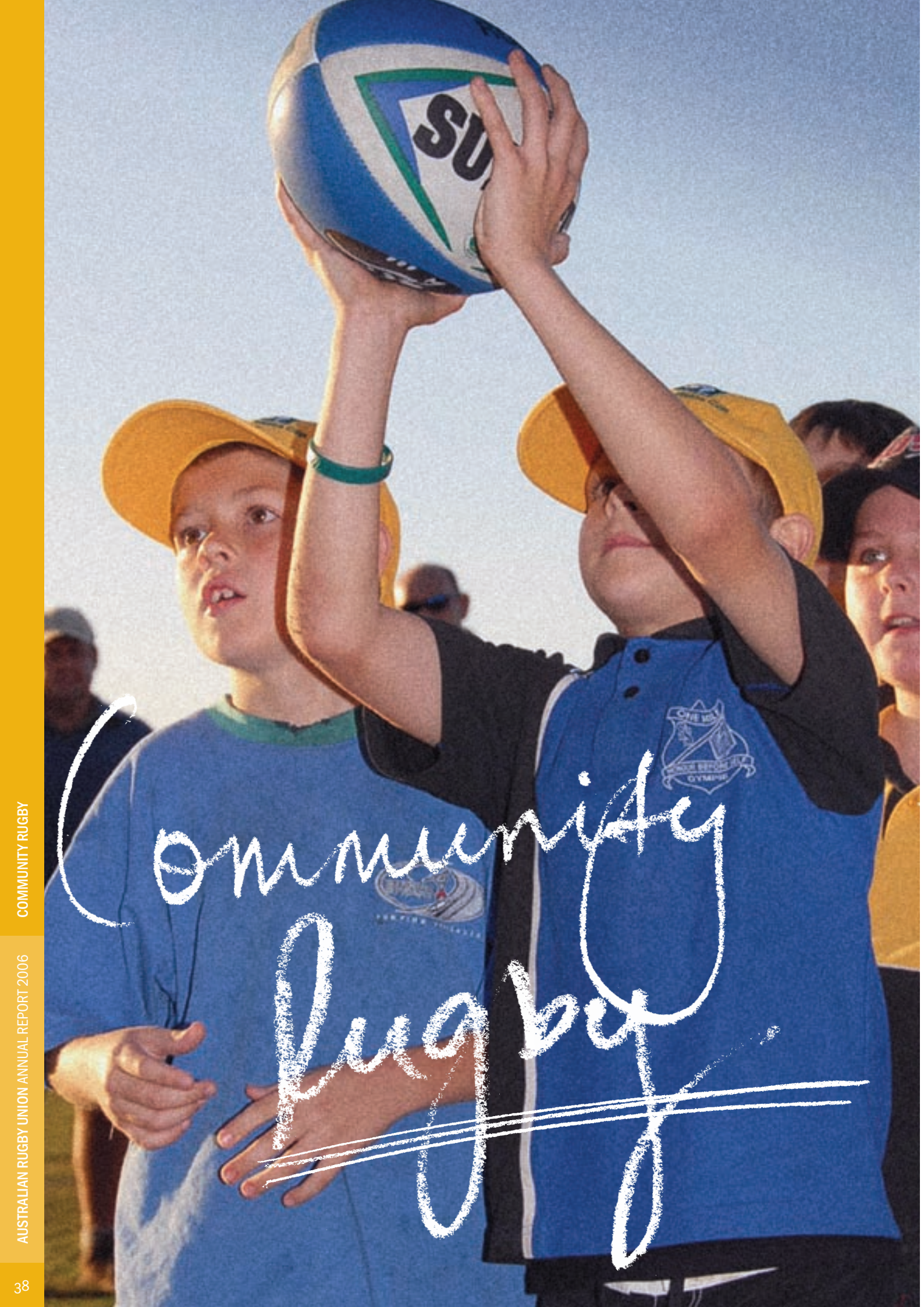
The RUPA Player Agent Accreditation Scheme continues to evolve and at the time of going to print we have 53 accredited

agents working in the interests of their Australian Rugby clients.

The ARU has continued to work closely and constructively with RUPA and we take this opportunity to thank them for their support and work on the OH&S Committee, Career Training Scheme, the Player Agent Accreditation scheme and day-to-day player issues.

Finally, in early November Shaun Barry left the role of Professional Player Liaison Manager after three years in the position. The ARU would like to thank Shaun for his work over this time, particularly his efforts in managing the renegotiation of the Collective Bargaining Agreement, managing the process of contracting Australian Rugby's professional players year on year and refining the player contracting protocols, all of which are fundamental to the continuing success of Australian Rugby. Shaun Barry has been replaced by Rob Smith.





# Community Rugby



## COMMUNITY RUGBY

In 2006, the Community Rugby division continued to benefit from the programs established as part of the 2003 Rugby World Cup legacy.

Participation numbers for the year grew to just under 194,000 players, a 9.5% increase on 2005. This was well supported by TryRugby programs that saw 39 centres rolled out across the country.

The EdRugby program in conjunction with State initiatives continued to make inroads into the national school system. During 2006, EdRugby has grown to a membership base of 1,950 schools, representing 19.5% of all Australian schools and a growth of over 33% in the last 12 months. The development and marketing of the EdRugby Walla Challenge participation program to schools throughout the year has helped EdRugby achieve one of its longer term objectives of growing participation in Rugby Union.

The Coach and Match Official education programs have provided State Unions with access to updated courses, particularly the Foundation Course, which are underpinned by accompanying resources. This was also backed up by projects which provided Certificate IV Workplace Assessment training. SmartRugby, a national ARU initiative, became mandatory in 2006 with a number of resources, including a comprehensive CD, freely available to course attendees.

The Volunteers in Rugby Research Project, completed in 2006, was a collaborative effort involving the Australian Rugby Union, Griffith University, UTS and La Trobe University to study volunteer management practices in Australian Club Rugby. The three-year research project was funded by the Australian Research Council and the findings will be utilised in developing future modules for volunteer management. More information on the Volunteers in Rugby Research Project outcomes can be found in the community rugby section of our website.

MyRugbyAdmin has generated increased value in the database management of club membership and administration. Online learning, upgraded Coaches and Match Official accreditation structure and customisable fields have provided members of Community Rugby with increased resources to enable them to manage the game.

Community rugby is the “heart and soul” of the game and the ARU is forever indebted to the vast numbers of participants and volunteers across Australia who devote enormous hours and unwavering commitment to the grass roots of the game.

### COACH AND MATCH OFFICIAL EDUCATION

The 2006 year was one of change where a number of initiatives were implemented with further earmarked for 2007. Topping the list was the mandatory positioning of SmartRugby, our occupational health and safety course for all coaches and referees involved in tackle variants of the game.

SmartRugby has been an overwhelming success, mainly due to the excellent involvement from the State Union members. Together with the updated CD resource and booklet, the course was well attended and the feedback was positive. Time will tell whether this initiative is responsible for the lowering of major injuries, however, the early signs have been encouraging.

Essentially, it's every coach's responsibility to provide as safe a playing environment as possible for the players. It's the player's responsibility to respect the welfare of their opponents and it's the referee's responsibility to manage the game with safety as their priority. During the year, over 7,500 coaches and referees attended SmartRugby, which is a wonderful result. Some overseas Unions have also



Geoff Shaw, General Manager Community Rugby

shown interest in SmartRugby and we will be demonstrating to the iRB its importance as a minimum qualification for Rugby.

The Foundation Course, which incorporates both coaching and refereeing aspects of the game, also broke new ground. By including SmartRugby content, it provided a more flexible delivery platform for the volunteer coaches and referees. We also developed a new coaching DVD, “Coaching Essentials”, which demonstrated the basic components of the game with State Union fulltime staff acting as facilitators.

The Level 3 coaching course was re-registered with the Australian Sports Commission until 2010 and the Foundation Course, which is a pre-requisite to the Level 1 accreditation, was also registered until 2010. This means that all of our coaching courses are registered with the ASC up to and including 2008. Our coaching consultant, Terry Wheeler, has been a vital part of this process.

The ARU also organised Assessor Training seminars for those State Union members who required them. Mike McLaughlin directed these with good interaction from the participants.

Other education seminars took the form of Coach/Referee nights, Advanced Seminars, in-servicing through the National Schools, Women's and Under 16s championships along with in-servicing the State Union fulltime coach education staff.



The Australian Rugby Shield was built around a different structure in 2006 with the Canberra Vikings defeating the Melbourne Axemen in the final. The inclusion of Tasmania made this a truly national competition for the non-professional players in each state.

The Community Rugby department was also responsible for the 2006 Women's Rugby World Cup campaign. Whilst the match results were not what everyone had hoped for, the team management and players selected in both the National Talent Squad and ultimately the final 26-woman squad are to be congratulated on their work ethic, skill level and friendships that were forged during the campaign. The future of our national Women's game is in good hands with the current group of players wonderful ambassadors for the game.

#### Match Official Education

The up skilling and development of referee coaches in relation to current game and refereeing practices continued in 2006 and has ensured that coaching provided to referees across the board is up-to-date. In 2005, an ARU Assessor Training program was conducted to train individuals in all states for their role as assessors for the purpose of granting accreditations. This program continued into 2006.

The Level 3 Referee and Referee Coach programs continued in 2006 with two referees and three referee coaches completing the program. A staff member from NSWRU also completed the program as part of their professional development. The 2007 programs commenced in October 2006 with four referees and two referee coaches. Under the accord between the ARU and the Japan Rugby Union, a referee from the JRU has been accepted into the 2007 Level 3 Referee program.

Updated Referees and Referee Coaches training programs were rolled out as drafts in early 2006 and used on a pilot basis during the year. The programs were reviewed and finalised in late 2006. The programs will be

submitted to the Australian Sports Commission for approval under the National Officiating Accreditation Program arrangements in early 2007 and will remain in place for a further four years.

A national DVD resource was developed to assist State Unions in their referee recruitment programs. This resource was used extensively at Super 14 and Test matches and proved to be a valuable resource for the states.

Overall there were approximately 4000 accredited referees, touch judges and referee coaches servicing games at the Community Rugby level across Australia.

#### Volunteer Recognition Program

The Volunteer Recognition Program was developed in 2003 to raise the profile of Community Rugby volunteers and to reward those volunteers who have contributed to the development, promotion and/or advancement of Rugby Union within Australia. The program continued in 2006 with 35 volunteers across Australia recognised for their outstanding service and commitment to Rugby Union in the community.

All successful nominees were hosted at the Australian Rugby Union Official VIP Function room at a Wallaby Test match.

2006 Volunteer Recognition Program recipients:

- Australian Capital Territory: Carl Clarke, Damien Davies, Russell Ingram, Peter Ryan, Ryan Seaman, Paul Thomas.
- New South Wales: Michael Carse, Matt de Dassel, Andrew Ellem, Tony Hale, Bruce Herdegen, Ken Holland\*, Michelle Pinson, Graham Roberts, Aaron Taggart, Peter Watson\*.
- Northern Territory: Lyn Green\*, Julie Torres\*.
- Queensland: John Faithful, Christina Machray\*, Brian Stenner\*, Richard Incedon, Geraldine Barlow, Paul Heath.
- South Australia: Arthur Mallison, Anthony Owen.
- Tasmania: Anthony Casboul.

- Victoria: Pam Burton, Bob Butt\*, Charlie Grieve\*, Denis Muller, Ema Yandall.
- Western Australia: Stephen Carrick, Debbie Hodgkinson, Ray Mills, Julie Skiba, Des Thornton.

\*Recipients who could not attend the Test Match

#### EDRUGBY

EdRugby, with the support of State Unions, continues to provide opportunities for schools, irrespective of their Rugby background, to engage in a range of learning activities on and off the field based on the Rugby values of pride, teamwork and tradition.

#### EdRugby schools membership

Total number (December 2006)	1,950
Proportion of all Australian School	19.5%
New Schools in 2006	476
Growth in school registration in 2006	33%

#### Content Development

During 2006, a number of new resources for schools were developed.

#### Senior Physical Education Resources

A range of Rugby-themed resources were designed for senior physical education students including topics such as game analysis, fitness components and testing, training methods and principles.

#### Spirit of Rugby

The Spirit of Rugby program is an opportunity to teach life values to young Australians through rugby. The program complements existing EdRugby resources and includes the following content areas:

*Stimulus material:* a range of Rugby-themed stimulus material including videos, presentations and songs, to help students understand and apply values at school, in sport and life.

*Awards:* students and teachers can set standards and recognise positive behaviours on and off the rugby field through the Spirit of Rugby awards for all levels of school rugby players



## Forums

City	School	Wallabies
Melbourne	Trinity Grammar School – Kew	Phil Waugh and Chris Latham
Perth	Trinity Catholic College – East Perth	Phil Waugh and Chris Latham
Brisbane	Church of England Grammar School	Al Baxter and Clyde Rathbone
Sydney	St Ignatius College – Riverview	Al Baxter and Clyde Rathbone
Canberra	Canberra Grammar School – Red Hill	Stirling Mortlock, Guy Shepherdson & Al Baxter

*Forums:* Staged throughout the Wallaby Test season, over 1,000 students and teachers from 160 different schools attended the EdRugby Promoting Values in Sports Forums in 2006.

### Participation

In its second year, the EdRugby Walla Challenge continues to introduce young Australians to the game by challenging students to organise, stage and participate in their own tournament. It uses:

- Walla Rugby – the modified, non-tackling version of the game
- SEPEP – a well-respected educational curriculum model focusing on student-centred learning
- Support resources for schools, including rugby equipment and lesson plans on tournament organisation and Walla Rugby.

### EdRugby Walla Challenge Results

Students participants	7,604
Schools	90
Primary schools	70%
Secondary schools	30%
Schools with no/irregular rugby experience prior to the Challenge	85%

### Professional development

The ongoing professional development of the Education and Rugby communities remains an important goal of the EdRugby program. In collaboration with State Unions, the aim of this strategy is to grow the numbers of teachers who can confidently teach rugby across the curriculum and therefore grow overall youth participation.

### EdRugby PD Workshops

Participants	1,077
Recipients of coaching qualification (JPP or Smart Rugby)	80%

### SPECIAL PROJECTS

#### Events Trailer

The ARU events trailer was utilised in a series of promotions throughout the country including:

- Suncorp 2006 Bledisloe Cup Roadshow
- Vodafone Skills Clinic at Chatswood Oval
- Qantas Staff Day
- Triple M contest winners promotion at Rushcutters Bay

#### Research

The ARU, in conjunction with Australian Catholic University PHD student Tim Hartwig, conducted a series of field trials looking at training volumes and efficiencies in adolescent rugby players with the following teams:

- Scots College,
- Westfield Sports High,
- Sydney Juniors Under 16 team.

#### Wallaby Way

In 2006 the ARU conducted a series of education seminars and coaching clinics in conjunction with the ARU High Performance Unit.

The sessions were for players and coaches who provide on-field coaching sessions for talented 14-16 year old players. Coach Education seminars for junior and senior coaches covering skill and physical development of players were held in Adelaide, Perth and Hobart.

### On-line Coaching Centre

The Online Coaching Centre using activities filmed at the Wallabies' Coffs Harbour training base has been successfully trialled with a pilot group of coaches and is expected to be launched in the 2007 season.

### PARTICIPATION

#### TryRugby

Once again, the TryRugby program continued to evolve during the year with the highlight being another 39 centres across the country hosting programs.

There are three levels, being:

1. TryRugby 5-8 years
2. TryRugby Plus 9-16 years
3. TryRugby Play 5-16 years

These three programs provide greater flexibility in the age bracket, day, time and date of program, but most significantly, it introduced the older participants (9 years and older) to the contact nature of the game and a greater emphasis of playing and game application over skills and drills.

The greater flexibility of the program level was extended to the placement of centres, as apart from those funded through the State Unions' RWC strategic programs grant, we also had clubs run as franchised centres. TryRugby programs were also run by clubs under licence with the ARU and respective State Union. In 2007, a new funding structure will be in place.

The developments for 2007 will see the introduction of an increased online environment allowing potential TryRugby centre hosts to apply to run a TryRugby program by submitting an application through an online form. In addition to a streamlined application process, the approved host can create their programs online allowing even higher degrees of self management. These processes can include publishing the date when the program goes live on the web to accept registrations, a notice board to communicate special appearances and events as well as customised equipment orders.



Potential host clubs should visit the ARU website or contact their respective State Union to find out more details on hosting a TryRugby program.

### Junior Player Pathway

Participation numbers in the Junior Player Pathway games of Walla, Mini and Midi and the modified Under 19 game increased in both juniors (clubs) and schools in 2006. We saw very good growth across the country and must thank all those volunteers who dedicated their time to the future rugby players of Australia.

The impact of coordinated programs within the schools and clubs, aligned to the guidance and assistance of the State Union development staff, has accounted for the increase in recruits to our great game.

Plans are underway to pilot an updated Junior Player Pathway Course for 2007 which will see the SmartRugby modules included in the certificate course. This allows not only an update of recent research into Long Term Player Development to be included, but also allows the delivery of the ARU's occupational health and safety program for rugby in a Junior Education course.

The challenge for 2007 will be to maintain the momentum of 2006.

### MYRUGBYADMIN

The registration of players, volunteers and accreditation of coaches and match officials through MyRugbyAdmin in 2006 was again a seamless process. The developments that were implemented at the beginning of the year helped clubs and State Union administrators streamline their work processes. This was proven by a reduction in enquiries to the helpdesk.

Peripheral programs like Macromedia Breeze have seen 612 law exams completed online. Breeze is also being utilised by TryRugby and the Online Coaching Centre for SmartRugby in 2007.

The major development to MyRugbyAdmin was made outside the registration period at the end of 2006. This saw the

merge of MyRugbyAdmin into the ARU's Customer Relationship Management system. The benefits of the merge will be seen in the near future.

### CHAMPIONSHIPS

#### 2006 National U16 Championship

The annual National Under 16 Championship was again hosted at St Ignatius' College Riverview, Sydney for the sixth consecutive year. The Championship bring together the cream of young rugby talent from around Australia for five days of everything rugby. Teams arrived on Sunday 1 October; played matches on Monday, Wednesday and Friday, and then departed after the Presentation Luncheon on Friday 6 October.

Twelve teams participated in the Championship's two divisions playing a total of 18 matches. The Division 1 knock-out competition comprised eight teams – three from NSW, two from Queensland, and one team each from ACT, Western Australia and Victoria. The Division 2 round-robin competition each comprised of four teams – one from South Australia, Northern Territory, Tasmania and the National Indigenous XV (Lloyd McDermott Rugby Development Team).

The ARU subsidised the cost of travel, meals and accommodation for players, coaches, physiotherapists and team management from their State's capital city, thus ensuring that all participants have an equal opportunity to participate and that the best players can attend.

The Championship also provided an excellent opportunity for professional development education for all players, coaches, managers and physiotherapists through a series of practical and theory-based workshops with ARU, State Union and external professionals. Topics included drugs in sport (ASADA), nutrition/hydration, player pathways, position-specific and alike. The Championship also provided a valuable opportunity to collect age specific data, conduct much needed research into elite adolescent athletes, and to identify and develop young

talent through the ARU's High Performance Unit involvement.

The ARU this year named a 15-man merit team at the conclusion of the National Under 16 Championship. The team was selected by ARU Elite Player Development Staff including Wallabies selector Michael O'Connor and recognises the depth of talent that was displayed during the three-day tournament. Candidates were selected in each position and to be considered, players had to have performed at a high level throughout the tournament and contributed most to their team's performance.

### 2006 AWARDS:

#### Merit Team:

1. Mac Rutledge (NSW Schools), 2. Josh Poplawski (Qld Red), 3. Cruze Ah-Nau (Western Australia), 4. Mark Johnson (NSW Schools), 5. James Beaufile (National Indigenous), 6. Aaron Chapman (Qld Red), 7. David Karamanis (NSW Schools), 8. Lachlan McCafferey (NSW Schools), 9. Mark Swanepoel (Qld Red), 10. Matt Toomua (Qld Red), 11. James Swan (NSW Schools), 12. James O'Connor (Qld Red), 13. Cameron Mitchell (NSW Schools), 14. Stephen Millar (South Australia), 15. Aidan Toua (Qld Red).

#### Best Team Man (Bob Dwyer Plaques):

Sean Connichie (ACT & SNSW), Rex Johnson (National Indigenous), Tu Lesuma (Tasmania), Lachlan Hall (Qld White), Damian Stower (Qld Red), David Karamanis (NSW Schools), Mitchell Gibson (NSW Country), Alec Brown (Sydney Juniors), Mark Kidson (Western Australia), Jeremy Tait (Victoria), Elijah Vodo-Rasova (Northern Territory) & Christopher Seutini (South Australia).

#### Team Manager's Award (Nigel Stiffe Memorial Shield):

John Guy (NSW Schools)

#### Best Referee (Tony Lacaze Memorial Shield):

Grant MacNeill

Full results can be found in the Year in Detail section of the Annual Report.



# PARTICIPATION FIGURES

ACT & SNSWRU					
Year	2002	2003	2004	2005 ^	2006
Seniors	1,778	1,745	1,858	2,986	2,912
Juniors	3,510	3,077	3,692	4,690	4,969
Schools (1) *	2,211	2,037	950	1,161	1,041
Schools (2) **		600	1,945	5,052	5,460
Women	100	115	162	156	191
<b>Totals</b>	<b>7,599</b>	<b>7,574</b>	<b>8,607</b>	<b>14,045</b>	<b>14,573</b>

NSWRU					
Year	2002	2003	2004	2005 ^	2006
Seniors	20,172	20,456	21,622	18,871	18,949
Juniors	15,299	15,461	17,784	17,312	18,246
Schools (1) *	19,738	20,150	22,731	14,303	15,332
Schools (2) **	13,190	13,500	12,999	22,838	24,778
Women	575	715	1,019	950	783
<b>Totals</b>	<b>68,974</b>	<b>70,282</b>	<b>76,155</b>	<b>74,274</b>	<b>78,088</b>

QRU					
Year	2002	2003	2004	2005	2006
Seniors	8,714	8,169	9,047	8,608	8,633
Juniors	10,228	10,285	12,363	13,482	14,233
Schools (1) *	18,530	20,489	22,034	22,731	23,288
Schools (2) **	812	640	809	4,137	4,161
Women	240	200	188	531	490
<b>Totals</b>	<b>38,524</b>	<b>39,783</b>	<b>44,441</b>	<b>49,489</b>	<b>50,805</b>

RWA					
Year	2002	2003	2004	2005	2006
Seniors	2,427	2,433	2,127	2,112	2,412
Juniors	1,925	1,904	2,529	2,830	3,273
Schools (1)*	2,031	1,990	2,180	2,240	2,485
Schools (2) **	367	239	0	1,220	6,152
Women	145	104	100	116	149
<b>Totals</b>	<b>6,895</b>	<b>6,670</b>	<b>6,936</b>	<b>8,518</b>	<b>14,471</b>

VRU					
Year	2002	2003	2004	2005	2006
Seniors	1,850	1,981	2,062	2,157	2,378
Juniors	1,046	992	1,519	1,625	1,761
Schools (1) *	878	1,149	1,140	1,160	1,360
Schools (2) **	610	480	1,591	2,830	3,052
Women	80	88	69	104	134
<b>Totals</b>	<b>4,464</b>	<b>4,690</b>	<b>6,381</b>	<b>7,876</b>	<b>8,685</b>

NTRU					
Year	2002	2003	2004	2005	2006
Seniors	953	846	744	625	645
Juniors	449	345	487	476	528
Schools (1) *	100	50	203	260	251
Schools (2) **		344	280	471	833
Women	80	60	26	0	0
<b>Totals</b>	<b>1,582</b>	<b>1,645</b>	<b>1,740</b>	<b>1,832</b>	<b>2,257</b>

TRU					
Year	2002	2003	2004	2005	2006
Seniors	551	358	411	340	478
Juniors	273	251	331	314	364
Schools (1) *				330	0
Schools (2) **		163	321	0	2,480
Women	57	47	49	43	61
<b>Totals</b>	<b>881</b>	<b>819</b>	<b>1,112</b>	<b>1,027</b>	<b>3,383</b>

SARU					
Year	2002	2003	2004	2005	2006
Seniors	1,096	958	1,048	875	871
Juniors	495	502	701	804	853
Schools (1) *	224	214	268	369	524
Schools (2) **	25	0	433	335	1,753
Women	101	98	141	96	107
<b>Totals</b>	<b>1,941</b>	<b>1,772</b>	<b>2,591</b>	<b>2,479</b>	<b>4,108</b>

NATIONAL					
Year	2002	2003	2004	2005	2006
Seniors	37,541	36,946	38,919	36,574	37,278
Juniors	33,225	32,817	39,406	41,533	44,227
Schools (1)*	43,769	46,079	49,506	42,554	44,281
Schools (2)**	15,004	15,966	18,378	36,883	48,669
Women	1,321	1,427	1,754	1,996	1,915
Golden Oldies	17,890	17,000	17,255	17,115	17,012
<b>Totals</b>	<b>148,750</b>	<b>150,235</b>	<b>165,218</b>	<b>176,655</b>	<b>193,382</b>

Schools figures are based on sign off by school principals or convenor (Secondary and Primary):

\* Schools 1 (Regular Rugby) – schools playing in a weekly competition that entails 5 (five) games or more.

\*\* Schools 2 (Irregular Rugby) – schools who competed in one off gala days, knock out competitions or the like.

Note: ^ In 2005, Southern Inland & Far South Coast Unions moved affiliation from NSWRU to ACT & SNSWRU.



# Rugby Services

## AUSTRALIAN PRIME MINISTER'S XV v JAPAN

The Prime Minister of Australia, the Hon John Howard MP, and the Australian Rugby Union joined forces during the year to select a Prime Minister's XV to play Japan.

The match, played at Tokyo's Prince Chichibunomiya Memorial Rugby Ground on November 4, was scheduled as part of the 2006 Australia-Japan Year of Exchange and also helped mark the Japan Rugby Football Union's 80th anniversary celebrations.

The team, featuring a host of Qantas Wallabies, Super 14 stars and emerging talent from around Australia was coached by Bob Dwyer with the support of Brumbies coach Laurie Fisher. Australia won the highly entertaining match, 61-19.

In the lead up to the match the Australian team attended a Prime Minister's reception at Parliament House, Canberra, a function at the Australian Embassy in Japan and a school coaching visit and cultural ceremony.

The match was supported by Tourism Australia, Accor and Qantas, and Wallaby captain George Gregan also traveled with the team as a non-playing captain.

The Japan-Australia Foundation also supported the visit by funding Mark Bell to conduct coach education sessions and Brett Bowden to support the game management.



## RUGBY SERVICES

Rugby had a full calendar in 2006 commencing with Super 14 trial games in late January and concluding after the Wallaby Spring Tour in November. In between, Rugby Services managed a number of domestic and international programs for the ARU.

### SANZAR

#### Super 14 and Tri Nations

The first year of these expanded competitions brought with it a range of competition issues and complexities that needed constant attention. Increasing the Super 14 competition to 94 fixtures and Tri Nations to 9 Tests increased the pressure on teams and operational staff in all three Unions. SANZAR, on a constant basis, examines the effect of these changes on players and supporters.

SANZAR contracted major reviews of the Citing and Judicial processes used across the tournaments, seeking to improve the delivery of this function. The reviews indicated that there were some changes that would lead to greater consistency in the results of both Citings and Hearings. From 2007, the SANZAR Judicial system will align with the International Rugby Board and appoint single Judicial Officers to hearings in all Super 14 and TNS fixtures.

SANZAR broadcast partners gathered, in conjunction with the Bledisloe Cup in Brisbane. Representatives from News Ltd, Supersport and host broadcasters Fox Sports, Sky NZ and Mnet (SA), as well as broadcasters from Japan, Pacific, USA and Europe gathered to discuss key issues impacting on Super Rugby and TNS productions.

### FEDERATION OF OCEANIA RUGBY UNIONS (FORU)

The ARU continues to play a role in the implementation of the IRB Regional Strategy for the Federation of Oceania Rugby Unions (FORU). FORU is now a full member of the iRB Council. Regional activities in 2006 included:

- Fiji and Samoa qualified for the 2007 RWC through FORU and third placed Tonga proceeds to the repechage v Korea

(Asian Qualifier) for the final place in the tournament.

- Two fixtures for Australia A, against Fiji in Melbourne and Adelaide. ARU will join the IRB Pacific Nations Cup in 2007 playing as Australia A.

### ANTI-DOPING

For 2006 the ARU enlisted the services of the newly legislated Australian Sports Anti-Doping Authority (ASADA) to conduct a comprehensive anti-doping program, including testing and education, from the Wallabies to the State Academies. The ARU will introduce the anti-doping program with education and testing in the new Australian Rugby Championship in 2007. ASADA has become the government's agent for drugs in sport and, briefly, its functions include:

- Ensure compliance with the World Anti Doping Agency (WADA) Code.
- Assume the existing drug testing, education, and advocacy functions of the Australian Sports Drug Agency (ASDA) and the Australian Sports Drug Medical Advisory Committee (ASDMAC).
- Conduct investigations on allegations of Anti-Doping Rule violations under the WADA Code; and ARU/IRB Anti-Doping Policy.

### COMMONWEALTH GAMES

While the Australian Sevens team finished out of the medals, the Melbourne 2006 Commonwealth Games was a great success for rugby. The Games provided a world record crowd for an international Sevens tournament. The ARU were intimately involved in the conduct of the event with many of the staff volunteering as part of the Melbourne 2006 workforce. Their expertise in managing major



Peter Rowles, Head of Rugby Services

events was recognised by both the organising committee and the IRB.

The ARU continues to work with the Australian Commonwealth Games Association as preparations are already underway for Delhi 2010. The ACGA supports the ARU and players preparing for the event.

### AUSTRALIAN RUGBY CHAMPIONSHIP

In 2006 the ARU undertook an extensive Rugby Competition review with the view to creating a truly national competition. From this review, the Australian Provincial Championship was introduced as an interim measure to what would become the Australian Rugby Championship in 2007.

The Australian Provincial Championship was contested by the four Australian Super 14 franchises (minus Wallaby players) and was held in September over four weeks. The Brumbies overcame the Reds 47-12 in front of a near capacity crowd at Canberra's Viking Park in the final.

Part of the Competition review was a consultative process which involved some 70 key rugby stakeholders from across Australia. As a result of the review recommendations, the ARU Board approved the concept with eight teams from Sydney, Western Sydney, Central Coast, Brisbane, Gold Coast, Canberra, Melbourne and Perth to compete for the Australian Rugby Championship commencing in 2007.

## PUBLIC AFFAIRS & COMMUNICATION

For the Australian Rugby Union (ARU) the year was dominated by the public debate on the need and subsequent decision to go ahead with a new national competition in 2007. Now named as the Australian Rugby Championship, it will be broadcast on free-to-air ABC and its digital channel, ABC2.

The competition was designed by the ARU High Performance Unit to deepen the pool of international class rugby players in Australia and will see intense competition amongst the 97 professional players not going to the Rugby World Cup and the best available 127 Club rugby players.

The public debate was as intense and passionate as one would expect from rugby supporters and administrators and the work now is focused on making the competition a success.

However, another momentous event occurred last year – the Super 12 expanded when the Western Force entered the Tooheys New Super 14 tournament (the South African team the Cheetahs was the other addition).

In early 2006, after nearly nine years as Head of Media & Communications, Strath Gordon left the ARU. At the end of 2006, Tim Archer departed as Media Manager after six years with the organisation. Both made enormous contributions during their time at the ARU.

The normal and critical work of the department continued, with a name change to Public Affairs & Communication (from Media & Communications) to reflect a new focus on Government interaction. Media continues to be a major focus for the department.

The demands on the department in 2006 were significant but will grow dramatically with the advent of three new competitions in 2007 (Australian Rugby Championship, the IRB Pacific Nations Cup for the Australia A side and the IRB Sevens World Series in Adelaide), in addition to the 2007 Rugby World Cup in France.

In addition, 2006 and 2007 sees the department supporting the

SANZAR secretariat, which resides with the ARU for that time.

### 2006 PUBLICATIONS

- Australian Rugby Union's 2005 Annual Report
- Tooheys New Super 14 Media Guide
- Bundaberg Rum Rugby Series Media Guide (England, Ireland, South Africa & New Zealand)
- Spring Tour Media Guide

### MEDIA

Media relations and sponsor support was provided around the Tooheys New Super 14 tournament, for the Bundaberg Rum Rugby Series, the Qantas Wallabies' Spring Tour of Europe, the Wallaroos' Rugby World Cup campaign, the Australian Sevens side, the Under 21s, the Under 19s, the Under 16s Championship, both Australian Schools' Championships and the Australian Rugby Shield.

In addition to the usual requests from the media for interviews, statements, facts and statistics about the season's rugby games, a broader debate was waged around the future of the game, possible rule changes, players off contract, third party deals – to name just a few.

### TRUE COLOURS E-NEWSLETTER

This publication continues to be well received by rugby players, supporters, officials and fans alike – in 2007 it has been rebranded Get Onside, inline with the new branding campaign run by the ARU.

The newsletter, with original content, was produced monthly during the non-rugby playing months and weekly during the Super 14 tournament, domestic Test series and Wallaby Spring Tour.



Brian West, General Manager  
Public Affairs & Communication

### SPEECHES & PRESENTATIONS

Literally dozens of speeches and presentations were produced for a number of ARU Executives during the year, as well as supporting the Season Launch, the Super 14 Awards and the publicity of the new inductees to the Wallaby Hall of Fame.

### WALLABIES MEDIA MANAGEMENT

The cameraman producer and Media Communications Manager attached to the Wallabies drove significant increases in media coverage of the team in the electronic media – both in radio and television. The team shot vision of team training and other activities, as well as interviewing and recording team management and players' views on issues of interest.

Managing the media around the Tests played in Australia was a core function for the department, as is driving good news and 'colour' pieces on the events and characters in Australian Rugby.

### RUGBY WORLD CUP IN FRANCE

The department has a big year in 2007, culminating in the Rugby World Cup to be played in France in September and October.



# MARKETING

The 2006 Rugby calendar provided fans with more opportunities to engage with Rugby than ever before.

The inaugural Tooheys New Super 14 kicked off the year, providing an extra two weeks of competition and more matches for fans to watch each week, either at the ground or on TV. Crowds were strong with more home games for fans to attend, including an extra two local derby matches. TV audiences were also strong with more people tuning in to watch Super Rugby throughout the season.

The extended Rugby season also saw more Test matches on offer with an extended Tri Nations series following the regular inbound series. Test matches were hosted in four capital cities ensuring that Rugby was available to fans in many markets.

The increased calendar of Rugby proved to strengthen fans' interaction with the game throughout the year, building a solid platform from which to expand in 2007.

## 2006 HIGHLIGHTS

- Record crowds attend Super 14 matches in Australia, with cumulative crowds of 624,000 across 26 matches.
- The extended Super 14 saw an extra 54 hours of live Super Rugby coverage.
- Audience reach on Fox Sports increased 7%, to 2.5 million viewers across the 2006 Super 14 season.
- The Western Force had a strong inaugural year with average crowds of 28,500.
- Cumulative Test match crowds were 300,600, the third highest on record.
- Channel Seven's free to air coverage of the Bundaberg Rum Rugby Series reached 6.4 million viewers, while Fox Sports saw record Rugby ratings throughout the Series.

- The Sweeney Winter Sports report showed interest levels in Rugby of 41% of Australians aged 16-54.
- Participation grew 9.5% to 196,000 players.
- A Brand Health measure, which allows us to segment our fans and provide a more in-depth understanding of their interest levels, attitudes and how this drives interaction and engagement, was developed.

## TOOHEYS NEW SUPER 14

### "Bigger, Brighter Rugby" TVC

The inaugural Tooheys New Super 14 and the introduction of two new teams to the competition provided a unique opportunity for the SANZAR nations to work together. For the first time, the Australian Rugby Union (ARU), New Zealand Rugby Union and South African Rugby Union worked together on a joint brand campaign. This saw the development of the "Bigger, Brighter Rugby" television commercial and media campaign.

The objective of the campaign was to successfully launch the Super 14 tournament using a bold and dynamic approach. The creative saw a player from each Super 14 franchise appear in the TVC, with a particular focus on the players from the two new Super 14 franchises

– the Western Force (Australia) and Cheetahs (South Africa).

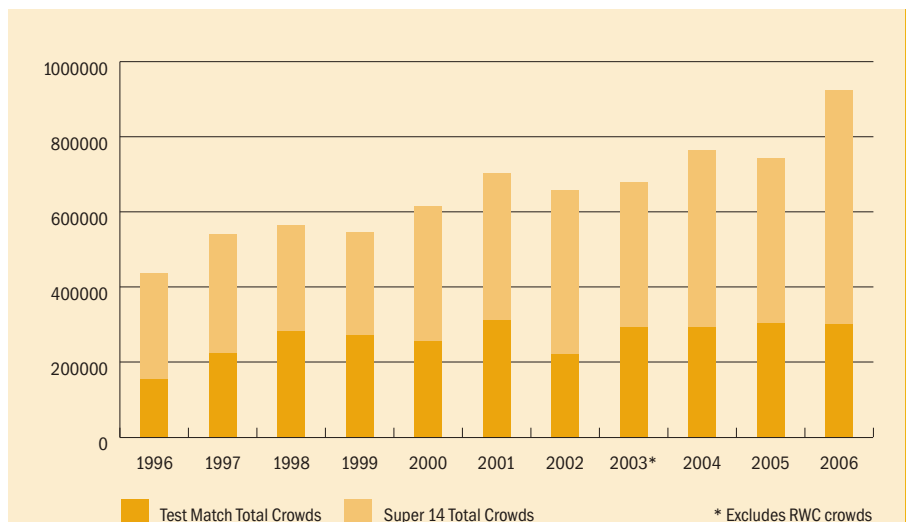
The brand positioning for Super 14 is that it is 'more than just a game of Rugby', it is a total sports entertainment package and it should be considered the premium choice in a mass entertainment market. The creative was designed to entice fans with the promise of even more exciting and entertaining Rugby.

Interestingly, the TVC was filmed in Kiev after the completion of the 2005 Spring Tour. Given the schedules of the players and production costs in the Ukraine, it was more cost effective to film in Europe, where the players were already visiting. The TVC was used in each SANZAR country and was successful in launching the inaugural Super 14.

## SEASON LAUNCH

To coincide with the start of the new brand campaign, Tooheys New and the ARU held an event in Martin Place in Sydney's CBD to launch the inaugural tournament. The event was held on 3 February – a week out from the start of the tournament.

ARU Managing Director & CEO Gary Flowers officially launched the season and Fox Sports' Russell Fairfax and Luke Elvy hosted a series of interviews





**To coincide with the start of the new brand campaign, Tooheys New and the ARU held an event in Martin Place in Sydney's CBD to launch the inaugural tournament.**

with players from each Australian Super 14 team. Afterwards, a number of light-hearted activities gave fans the opportunity to interact with the players, including joining them on the 'try slide'.

**BUNDABERG RUM RUGBY SERIES**

A key focus of the marketing activities for the 2006 Bundaberg Rum Rugby Series was to build fan engagement. The Series was promoted under an umbrella theme of "6 Games, 5 Trophies – The Pride of a Nation.", as well as match specific promotional themes, including:

- England – Best of Mates... Greatest of Rivals
- Ireland – Luck of the Irish
- South Africa – Stop the Bok
- New Zealand – Top 10 Bledisloe Moments

Throughout the Series, fans were encouraged to get behind the Qantas Wallabies and show their support through activities such as the "Qantas Fan of the Match" and "Qantas Fan of the Series" promotions.

In addition, there was a move away from the event-only marketing activity at each Test match, to a series of marketing activities in the week leading up to the match. These activities helped to build excitement around the matches and gave fans the opportunity to participate in events outside the match itself.

In his first year as national coach, John Connolly provided a unique opportunity for fans to access a Wallabies training session in each host city. Fans were invited to a Wallabies' training session followed by an informal signing and photo opportunity. A junior Rugby club promotion was run in-conjunction with these sessions, providing a young fan (and their Rugby team) in each city with the opportunity to meet their favourite Wallaby and attend the following Saturday's Test match.

The open training sessions were followed by player appearances on the Wednesday prior to each Test match. These appearances provided more opportunities for fans to engage with the players. Events were hosted

in high traffic areas ensuring maximum brand exposure.

Marketing activities in each market were supported by partnerships with News Limited and radio networks Nova and Austereo. News Limited newspapers provided at least two promotional activities in each market around key timings of Tickets on Sale and then again in the lead up to each Test match. Nova and Austereo ran on air promotions and street activities supporting the Test match schedule and associated fan activities.

**FESTIVAL OF RUGBY – GOLDING BRISBANE**

Brisbane hosted two Test matches in as many weeks during the 2006 Bundaberg Rum Rugby Series. To support this two-week festival of Rugby, the Australian Rugby Union produced and distributed 1,500 "golding kits" to retailers in and around the Brisbane CBD area. The kits included "Go Wallabies" posters, flags and bunting for retailers to use to decorate their stores.

A Bledisloe Cup Passport for tourists was developed in partnership with Brisbane Marketing to offer intra-state and inter-state tourists with special offers from the Brisbane market.

**SUNCORP BLEDISLOE CUP ROADSHOW**

To celebrate the Bledisloe Cup's return to Queensland after ten-years, Suncorp and the ARU took the Cup to as many Queenslanders as possible through the Suncorp 2006 Bledisloe Cup Roadshow.

The 12-day event, saw over 5,000 children participate in Rugby-themed activities, with more than 2,000 of them having their photo taken with the iconic trophy.

The Roadshow was supported by a dedicated website section, local media opportunities at each location and other online marketing campaigns.

**PARTICIPATION & COMMUNITY RUGBY MARKETING**

The year began with the distribution of the 2006 Welcome to Rugby pack to junior clubs throughout Australia. The packs



included promotional materials such as Wallaby posters and stickers, as well as recruitment posters and flyers to support clubs' local recruitment activities.

The Ready for Rugby Promotion, an initiative aimed at rewarding junior clubs for their time and commitment to the game, was offered again in 2006. The promotion gave clubs the opportunity to win a range of prizes for innovative recruitment marketing activities.

TryRugby and EdRugby, the ARU's leading community and school based programs, continued to bring new kids and families to the game in 2006. In conjunction with the State Unions and local clubs, both print and online marketing materials were produced to support localised marketing campaigns for 39 TryRugby centres throughout the country.

Marketing support continued for the EdRugby program to engage school children in the game through a number of on and off field initiatives. 2006 saw the launch of EdRugby's "Spirit of Rugby" program and the expansion of the EdRugby Walla Challenge.

The Test season also provided a key focus for marketing activities, with EdRugby's Promoting Values in Sport forums for school children held in each Test match city as well as the rugby-themed activities held as part of the Suncorp 2006 Bledisloe Cup Roadshow.

#### ONLINE MARKETING

Throughout 2006 the Australian Rugby Union's website, [www.rugby.com.au](http://www.rugby.com.au), continued to develop as a key portal through which fans engage with the game.

We continued our association with online sports news provider Sportal to supplement existing ARU official news, match and ticketing information. In particular, Sportal provided match previews and reviews, updated player profiles, photo galleries and live online scoring during matches.

This content was complemented with up to five minutes of post match highlights of the four Australian Super 14 teams'



**The 12-day event, saw over 5,000 children participate in Rugby-themed activities, with more than 2,000 of them having their photo taken with the iconic trophy.**


matches throughout the inaugural Tooheys New Super 14 tournament and the Qantas Wallabies 2006 Test series and Spring Tour.

As a result, there was a continued increase in website traffic with page impressions up by 49.1% on average and unique visitors by 30% providing a strong platform from which to expand in 2007.

#### UNDERSTANDING OUR CUSTOMERS

In 2006, the ARU commissioned a piece of customer focused research. The objective of the research was to develop a deeper understanding of our customers, their interest levels, attitudes, interactions and engagement levels. The research segmented our fans into unique groups and will allow us to understand how they interact with Rugby and what attitudes drive their behaviour. This will allow us to deliver a more targeted and engaging marketing and Rugby program.





# Commercial Operations



## COMMERCIAL OPERATIONS

The 2006 year will be remembered for a number of significant milestones, many of which are outlined in the Commercial Report below. Most importantly, 2006 was the first year of SANZAR's new Broadcast Agreements, and in particular the expansion of the Super 14 and Tri Nations series.

Whilst our new broadcast arrangements were negotiated in late 2004, the 2006 season saw a significant expansion in the number of Super 14 and Test matches, which brought special challenges to all Member Unions and the ARU. In addition, our major broadcaster, Fox Sports, took over the Host Broadcast responsibilities for Test matches to supplement the excellent work they provide as host broadcaster for the Super 14 Tournament. 2006 also saw ABC appointed as Broadcaster for the new Australian Rugby Championship, to kick off in 2007, and Channel 10 was announced as the Australian Broadcast Rights holder for Rugby World Cup 2007. Together with our long-standing free-to-air broadcaster Channel 7, ARU is privileged to receive the support of such a strong group of broadcasters and we thank them sincerely.

During the year, long term agreements were reached with Governments in Victoria, QLD and Western Australia, with long term allocation of Test matches made to those states. The South Australian Government's support for hosting a leg of the IRB Sevens World Series was also instrumental in securing those rights and we look forward to that tournament commencing in April 2007. We also greatly appreciate the support of the Victorian Government in relation to the introduction of Sports betting legislation and the QLD Government and the Major Sports Facility Authority in particular, for their assistance in introducing legislation to deal with ticket scalping.

Commercially, the year was very successful. Further details are outlined below, but it would be remiss not to highlight the significance of the Bledisloe Cup Test held in Brisbane in July 2006 – the first time a Bledisloe had

been held in Brisbane for 10 years. This was an outstanding success, both from an event perspective and in terms of the economic impact and benefits to the city and the state of QLD.

2007 will again be a watershed year commercially. With our event programme enhanced through the introduction of the Adelaide Sevens, the IRB Pacific Nations Cup and the new Australian Rugby Championship, not to mention the Rugby World Cup, we will not be idle.

We sincerely thank all of our commercial partners, including broadcasters, governments, venues, sponsors, licensees, agents and suppliers for their support in 2006, and look forward to an even bigger 2007.

### SPONSORSHIP

The ARU Sponsorship program enjoyed strong consolidation in 2006, with its ranks being bolstered by the re-signing of Vodafone as our Telecommunications Partner. Their presence has seen our sport blessed with an enviable blue-chip portfolio of innovative consumer marketers whose leverage programs convey the Wallaby brand to an enormous cross section of Australian consumers. For their part, Vodafone launched a new product, "Wallaby TV" on their Vodafone Live platform, which provided a unique and insightful view into the lives of the Wallabies off the playing fields, and also assumed ownership of the Vodafone Rugby Luncheon Series during the year.

Qantas continued to use the Wallabies as a key vehicle to deliver their "Sharing the Spirit" program, with their generosity, via the Starlight Foundation, benefiting many young Australian children who were able to enjoy the excitement of watching the



Brian Thorburn, General Manager  
Commercial Operations

Wallabies play. They also helped showcase the Wallabies to countless other Australians through the exposure they provided to the Wallabies on their In Flight entertainment programs.

The ARU remains indebted to Bundaberg Rum for the enormous investment they provide in supporting the Bundaberg Rum Rugby Series, helping make the match-day experience both at the venue and in pubs across Australia entertaining and enjoyable.

Similarly, Suncorp continued to support the game at all levels, with their involvement extending beyond the Wallabies into a vital community initiative known as The Suncorp 2006 Bledisloe Cup Roadshow, which saw the famous trophy visit many schools and towns throughout South-East Queensland.

Panasonic continued to make a strong connection to our sport through the creation of a new TV commercial to promote their Viera plasma, whilst Canterbury launched a new print and outdoor campaign which revitalised their iconic connection with rugby. Wolf Blass was another sponsor to maximise their association with rugby, by utilising some of the wine-connoisseur members of the Wallabies at a number of tasting dinners with key representatives of the trade.

Following on from a successful rugby-themed campaign for their Territory and Falcon brands in 2006, the ARU was pleased to extend the relationship with Ford

for a further number of years, which will now also see them assume Naming Rights to the ARU's Elite Player Development Program. The ARU is also delighted to have extended our association with Lion Nathan for what will be almost two decades, following on from their announcement as the Official Beer of Super 14 for the next five years. This has given us an opportunity to welcome Investec on board as the new Naming Rights partner for the Super 14 tournament, and we look forward to working with both entities on this exciting and dynamic property.

The ARU remains indebted to all its commercial partners beyond those who have been listed above, with a key note of thanks to our media partners, News Limited, Fox Sports and the Seven Network.

#### LICENSING

The Licensing team had another busy and productive year, with exciting new product releases and the continued evolution of the Wallabies brand into a year-round program, supporting Licensees to strong sales outside of the rugby season.

2006 was always going to be a challenging year for the sale of Wallabies products. With a soccer World Cup and an Ashes series, we faced the challenge of maintaining the sales and shelf space our team has worked hard to attain over recent years. Through close communications with retailers and various promotional campaigns, including a successful national promotion in partnership with Amart All Sports, it was pleasing to see the Wallabies brand remain strong and in-demand at retail.

The new Wallabies on-field jersey was particularly well received by retailers, as well as supporters and players alike. Canterbury continues to be a very important partner to the ARU and again proved its strong commitment to the Wallabies by ensuring that the team was able to benefit from new fabrics and garment construction technologies.

An important focus in 2006 was to build strong foundations in the UK and Europe in order to best cater to Wallabies supporters in the lead up to, and during, the

Rugby World Cup 2007 campaign. Retailers in Europe and the UK have been educated about the impending increase in demand for Wallabies supporter products as well as where they can source the products. Increased support for the team in France has already begun with Canterbury's French office reporting a huge increase in the sale of Wallabies products in the 05/06 fiscal year – accounting for more than 12% of their total sales for the year, up from the regular 2.5-5%.

#### EVENTS AND VENUES

In 2006, six Test matches were conducted with the highlight being the Bledisloe Cup in Brisbane. The event was a tremendous success and delivered substantial economic impact to Queensland. A second Test was also held in Brisbane, against South Africa, which resulted in over 100,000 fans attending in over 100,000 fans attending Test match rugby in Queensland in 2006. Sydney played host to England and South Africa, Perth to Ireland while England also traveled to Melbourne.

International rugby also returned to Adelaide Oval with Australia A playing Fiji in July, and then again at Melbourne's Olympic Park.

The operational aspects of all matches were managed well with all stakeholders contributing in a positive way to the success of the events. One significant change saw Fox Sports undertaking the Host Broadcast responsibilities for the first time, a task which they carried out in a very professional manner. Each venue provided

adequate levels of service to ensure all patrons had an enjoyable and rewarding experience.

Event presentation continues to be an important component of match day activities. The pre-match entertainment at the Bledisloe Test saw a tribute to the history of the Bledisloe Cup highlighting 10 of the most memorable moments in its remarkable history.

We are fortunate to work with some of the best contractors in the country and we extend our appreciation to all of the ARU's contractors, but particularly Great Big Events and Sports & Outdoor for their contribution in 2006. Match day volunteers are also important to the success of the Test match operations, and we thank all of them for their valuable time.

#### HOSPITALITY

2006 has been a challenging and rewarding year for our Rugby Hospitality department, which achieved \$9 million in gross sales and gross profits of \$5.5 million.

The success of the in-house sales team continues to grow, with the ARU not only selling Platinum Plus Stadium Dining but also adding the Wallaby Boat Party to our offering. The corporate boxes and suites available in Brisbane and Perth were again sell-out packages at both venues. Total packages sold by ARU increased by 37%, with in excess of 8,500 packages sold in 2006.

ARU also continued our association with our key hospitality agents of Corporate Sports Australia, Match

**“The dinner recognised the Joe French Award, Try of the Year, Rookie of the Year, but the highlight of the event was Chris Latham taking out the John Eales Medal.”**





Point Australia and Southern Cross Sports and Marketing.

These agents sold, collectively, an additional 4,500 packages through a number of fine dining and cocktail functions in venues adjacent to the Test match venues.

Rugby Hospitality has also been responsible for the production and delivery of the various Rugby Awards.

A new and informal Tooheys New Super 14 Awards ceremony recognised the Rookie, Try, Referee and Coach of the Tournament and Player of the Year, which was won by George Smith.

The John Eales Medal dinner was held at the Westin Hotel and broadcast live on Fox Sports. The dinner recognised the Joe French Award, Try of the Year, Rookie of the Year, but the highlight of the event was Chris Latham taking out the John Eales Medal.

The gala event also saw the induction of Sir Nicholas Shehadie AC OBE, Cyril Towers and John Hipwell OAM to the Wallaby Hall of Fame.

Rugby Hospitality also partnered with Vodafone to deliver the Vodafone Rugby Lunch programme, which saw pre-Test match lunches hosted prior to the Bledisloe Cup in Brisbane and the England Test in Sydney. Vodafone enjoyed the opportunity to establish a positive connection with an additional corporate market to showcase their association with Australian Rugby.

### **TICKETING AND MEMBERSHIP**

The Ticketing & Memberships department provided services and support for six Test matches in Australia this year, as well as two Australia A matches and tickets for expatriates for the Wallaby Spring Tour.

Over 300,000 rugby fans attended the Bundaberg Rum Rugby Series alone, with the highlight being the Bledisloe Cup. With Suncorp Stadium having 30,000 less seats than Sydney's Telstra Stadium, tickets for this match were in extremely high demand, selling out to the general public in just 25 minutes. Given the smaller capacity venue, the Ticketing department

worked hard to satisfy all ticketing requirements for our constituents, whilst still allowing fair and equitable access to the public.

The Ticketing team also worked hard to pursue ticket scalpers and cancelled over 100 Bledisloe Cup tickets which were on-sold illegally, some being sold with a 500% markup on the original price.

The Ticketing & Memberships department was also responsible for the travel programme which involves licensed travel agents selling ticket, airfare and accommodation packages for all Qantas Wallabies matches. Total Sports Travel and Keith Prowse Sports & Entertainment Travel sold packages for the domestic season, whilst Wallaby Travel sold packages to all overseas matches, including the Northern Hemisphere matches. In 2006, Australian Rugby Union, in conjunction with Wallaby Travel, was successful in obtaining a Travel Licence to sell packages to the RWC 2007. This gives Australian rugby fans a great opportunity to support the Qantas Wallabies in France and a chance to discover Europe at the same time. The travel programme forms a very important part of the ARU's Commercial activities and we thank these three agents for their contribution to making this another successful year.

2006 was the first year Wallaby 1st /1st Plus members were serviced entirely in-house and the membership department was able to exceed member expectations in delivery of their membership benefits.

December saw the release of 500 Wallaby 1st and 1st Plus memberships to return the total membership group to 3,500. This is the first time new memberships have been released since the programme launch in 1998/9, rewarding a patient and substantial waiting list with a prized membership.

### **LONDON OFFICE**

In 2006 Australian Rugby took the step of setting up an office in London with long term staffer Jessica Hurford, launching a number of commercial and

brand projects in the UK aimed at providing communication to the almost 750,000 Australians living in Britain.

Having a London resource has allowed the ARU to assist its partners and affiliates in capitalising on their rugby relationships. International sponsors now have the opportunity to leverage in territories they have previously not been able to access; Qantas, Bundaberg Rum, Canterbury and Tooheys having all taken the opportunity to get more value from their rugby association. Broadcasters, Licensees and Government Agencies in the UK and Europe have also combined forces with the ARU to better service and communicate to this territory.

The Wallabies Overseas Supporters Club has been established and now provides opportunities for fans overseas to remain close to rugby. One of the club's benefits is access to international tickets as well as events throughout the Spring Tour, which enabled supporters to come together in an organised capacity before the games to meet and socialise.

The ARU, in conjunction with the London based National Sporting Club, also ran a Corporate Function event during the year, which helped raise money for a children's charity, Wooden Spoon, in Edinburgh.

The ARU's first overseas promotional activity involved the distribution of 70,000 Australian Rugby fixture cards to the expatriate community throughout the UK via antipodean publications, rugby merchandise, retailers and sponsor avenues.

Since the introduction of the London Office and its projects, there has undoubtedly been a substantial improvement in the corporate brand of Australian Rugby in the UK. The various relationships that have been built, from affiliated companies to the general public, are highly valuable to Australian Rugby.





2006 Tookeys New Super 14



## 2006 TOOHEYS NEW SUPER 14

The addition of the Western Force to the 2006 Tooheys New Super 14 tournament was an instant success, bringing professional rugby to Western Australia and drawing huge support from fans. The Super 14 also welcomed South Africa's Cheetahs in 2006.

The NSW Waratahs again headed the Australian teams with a third place finish in the tournament, losing to the Hurricanes in the semi final at Aussie Stadium.

Several record breaking crowds gathered to watch the Week One matches between the Western Force and Brumbies in Perth and the traditional Reds v Waratahs clash, in Brisbane.

The Brumbies, following their fifth place finish in 2005 had another strong season, just missing out on a semi final berth due to last minute results that bumped them to a sixth place finish.

The Queensland Reds had a mixed year on the field with the retirement of one of its favourite sons, Elton Flatley, due to persistent head and other long-term injuries, all but ending their semi finals hopes.

On the field the focus was on the performance of the Waratahs, while off the field the focus was on the announcement of a new naming rights sponsor. In October, Investec signed a four year deal, beginning in 2007.

At the end of the season Brumbies flanker George Smith was voted

Australia's best player, collecting the 2006 Tooheys New Super 14 Player of the Series award.

Smith won the award with 35 votes, seven votes clear of his nearest rivals - Peter Hewat, Stirling Mortlock, David Croft and Scott Staniforth - who all received 28 votes.

The 2006 Tooheys New Rookie of the Series was won by Waratahs prop Benn Robinson, whose big season in the Waratahs front row resulted in him being named as the youngest of 33 Wallabies when the Test squad was announced.

Waratahs coach Ewen McKenzie was recognised for the second year running as the Tooheys New Coach of the Series. Although falling agonisingly short of getting into the Super 14 Final, McKenzie masterminded some memorable victories throughout the season including an emphatic win over the Brumbies (37-14), a record win over the Blues (43-9) and the team's biggest ever Super Rugby victory (50-3 over the Cats).

Scott Young was awarded the 2006 Tooheys New Referee of the Series. It is the second time Young has picked up the award, the first

being in 1998 when the inaugural Super 12 Awards were held.

The 2006 Tooheys New Try of the Series was awarded to Waratahs back Sam Norton-Knight for finishing one of the most entertaining and skilful team tries of the season.

The ever-popular Waratahs winger Lote Tuqiri attracted the support of Australian Rugby fans who voted him the winner of the 2006 Tooheys New Medal - the People's Choice Award.

### 2006 TOOHEYS NEW SUPER 14 AWARDS

**2006 Tooheys New Medal**  
George Smith

**2006 Tooheys New Rookie of the Series**  
Benn Robinson

**2006 Tooheys New Coach of the Series**  
Ewen McKenzie

**2006 Tooheys New Referee of the Series**  
Scott Young

**2006 Tooheys New Try of the Series**  
Sam Norton-Knight

**2006 Tooheys New Medal - People's Choice Award**  
Lote Tuqiri





## 2006 TOOHEYS NEW SUPER 14 RESULTS

### ROUND 1

10 February 2006

Blues 19 Hurricanes 37  
Western Force 10 Brumbies 25  
Cheetahs 18 Bulls 30

11 February 2006

Crusaders 38 Highlanders 15  
Reds 12 Waratahs 16  
Cats 12 Stormers 23  
Sharks 30 Chiefs 21

### ROUND 2

17 February 2006

Highlanders 25 Blues 13  
Cats 21 Chiefs 16  
Bulls 21 Brumbies 27

18 February 2006

Hurricanes 29 Western Force 5  
Reds 21 Crusaders 47  
Sharks 26 Cheetahs 27  
Stormers 26 Waratahs 32

### ROUND 3

24 February 2006

Hurricanes 29 Cats 16  
Western Force 9 Chiefs 26  
Stormers 15 Brumbies 15

25 February 2006

Crusaders 22 Sharks 20  
Reds 20 Blues 21  
Bulls 26 Waratahs 17  
Cheetahs 12 Highlanders 17

### ROUND 4

3 March 2006

Chiefs 35 Reds 17  
Brumbies 28 Cats 7

4 March 2006

Waratahs 31 Sharks 16  
Crusaders 39 Blues 10  
Stormers 15 Highlanders 30  
Cheetahs 27 Hurricanes 25

### ROUND 5

10 March 2006

Chiefs 19 Crusaders 25  
Waratahs 50 Cats 3

11 March 2006

Brumbies 35 Sharks 30  
Reds 29 Western Force 18  
Bulls 23 Highlanders 16  
Stormers 19 Hurricanes 23

### ROUND 6

17 March 2006

Crusaders 43 Cats 15  
Western Force 7 Waratahs 32  
Bulls 23 Hurricanes 26

18 March 2006

Blues 26 Brumbies 15  
Highlanders 11 Sharks 26  
Stormers 25 Cheetahs 31

### ROUND 7

24 March 2006

Hurricanes 23 Sharks 17  
Waratahs 43 Blues 9  
Cheetahs 10 Reds 6

25 March 2006

Brumbies 28 Chiefs 26  
Highlanders 16 Cats 14  
Western Force 21 Bulls 30

### ROUND 8

31 March 2006

Blues 30 Bulls 17  
Waratahs 26 Cheetahs 3  
Western Force 25 Stormers 26

1 April 2006

Hurricanes 11 Crusaders 20  
Chiefs 16 Highlanders 13  
Sharks 26 Reds 28

### ROUND 9

7 April 2006

Crusaders 17 Waratahs 11

8 April 2006

Highlanders 25 Western Force 22  
Chiefs 26 Bulls 26  
Blues 32 Stormers 15  
Brumbies 53 Cheetahs 20  
Cats 16 Reds 23

### ROUND 10

14 April 2006

Blues 39 Western Force 8

15 April 2006

Crusaders 53 Cheetahs 17  
Chiefs 30 Stormers 20  
Reds 20 Bulls 19  
Cats 8 Sharks 36

16 April 2006

Highlanders 13 Hurricanes 29  
Waratahs 37 Brumbies 14

### ROUND 11

21 April 2006

Chiefs 33 Cheetahs 32  
Reds 20 Stormers 24  
Western Force 23 Crusaders 23

22 April 2006

Brumbies 21 Hurricanes 16  
Sharks 32 Blues 15  
Bulls 46 Cats 17

### ROUND 12

28 April 2006

Highlanders 3 Waratahs 20  
Cats 34 Western Force 34

29 April 2006

Hurricanes 35 Chiefs 10  
Brumbies 36 Reds 0  
Cheetahs 33 Blues 33  
Bulls 34 Sharks 27  
Stormers 28 Crusaders 17

### ROUND 13

5 May 2006

Hurricanes 26 Reds 22  
Bulls 17 Crusaders 35

6 May 2006

Chiefs 37 Waratahs 33  
Brumbies 26 Highlanders 28  
Cheetahs 14 Western Force 16  
Sharks 24 Stormers 17  
Cats 32 Blues 33

### ROUND 14

12 May 2006

Crusaders 33 Brumbies 3  
Reds 22 Highlanders 16  
Sharks 41 Western Force 25

13 May 2006

Blues 9 Chiefs 30  
Waratahs 14 Hurricanes 19  
Cheetahs 28 Cats 23  
Stormers 10 Bulls 43

### SEMI FINALS

19 May 2006

Hurricanes 16 Waratahs 14

20 May 2006

Crusaders 35 Bulls 15

### FINAL

27 May 2006

Crusaders 19 Hurricanes 12



## Final Round Robin Standings

TEAM	W	D	L	F	A	B	PTS
Crusaders	11	1	1	412	210	5	51
Hurricanes	10	0	3	327	226	7	47
Waratahs	9	0	4	362	192	9	45
Bulls	7	1	5	355	290	8	38
Sharks	7	0	6	361	297	10	38
Brumbies	8	1	4	326	269	4	38
Chiefs	7	1	5	325	298	6	36
Blues	6	0	7	290	348	5	29
Highlanders	6	0	7	228	276	3	27
Cheetahs	5	0	8	272	367	7	27
Stormers	4	1	8	263	334	5	23
Reds	4	0	9	240	320	6	22
Cats	2	1	10	220	405	5	15
Western Force	1	2	10	223	373	4	12



## NATIONAL TEAMS



### QANTAS WALLABIES - SPRING TOUR

Back row: Stephen Hoiles. Lote Tuqiri, Mark Chisholm, James Horwill, Nathan Sharpe, Daniel Vickerman, Alister Campbell, Hugh McMeniman, Rocky Elsom, Luke Spindler (Technology Analyst).

3rd row: Andrew Waring (Massage Therapist), Simon Atkin (Massage Therapist), Stephen Larkham, Chris Latham, Mark Gerrard, Wycliff Palu, David Lyons, Al Baxter, Morgan Turinui, Cameron Shepherd, Drew Mitchell, David Bick (Physiotherapist), Michael O'Connor (Australian Selector), Dr Martin Raftery (Doctor).

2nd row: Jason Weber (Physical Performance Manager), Cameron Lillcrap (Physiotherapist), Lizzie Greenwood (PA to Wallaby Team Management), Ben Perkins (Kicking Coach), Clyde Rathbone, Scott Staniforth, Brendan Cannon, Guy Shepherdson, Benn Robinson, Greg Holmes, Stephen Moore, Rodney Blake, Tatafu Polota-Nau, Scott Johnson (Assistant Coach, Attack), Scott Wisemantel (Skills Coach), Alex Evans (Skills Coach), Michael Foley (Assistant Coach, Re-starts), Michael Earsman (Communications Manager).

Front row: John Pryor (Assistant Strength & Conditioning Coach), Mat Rogers, Brett Sheehan, Tai Mclsaac, Adam Ashley-Cooper, Matt Giteau, John Connolly (National Coach), Stirling Mortlock (Captain), Phil Thomson (Team Manager), Gene Fairbanks, Josh Valentine, George Smith, Phil Waugh, Chris Webb (Assistant Team Manager), Anthony George (Media Unit Producer).



### AUSTRALIA A - ADELAIDE

Back Row: Benn Robinson, Josh Valentine, Adam Ashley-Cooper, Drew Mitchell, Gene Fairbanks, Digby Ioane, Josh Holmes.

Middle Row: Andrew Cooke (Physiotherapist), Damian Marsh (Strength & Conditioning Coach), Nish Ramburuth (Media Manager), Geoff Threlfo (Assistant Team Manager), James Horwill, Morgan Turinui, Stephen Moore, James McCormack, Nic Henderson, David Croft, Matt Dunning, Will Caldwell, Mitchell Chapman, Matt O'Connor (Assistant Coach, Backs), Steve Tuynman (Assistant Coach, Forwards), Les Kiss (Assistant Coach, Defence), Dr Sharron Flahive (Doctor).

Front Row: Wycliff Palu, Sam Norton-Knight, Laurie Fisher (Head Coach), Scott Staniforth (Vice Captain), Alister Campbell (Captain), Ray McNicol (Team Manager), Cameron Shepherd, Richard Brown.





### AUSTRALIAN UNDER 21s

Back Row: Caleb Brown, Josh Holmes, Lloyd Jones, Michael Dan, Pat O'Connor, James Horwill, Tom Hockings, Richard Stanford, Leroy Houston, Brando Vaaulu, Digby Ioane.

Middle Row: Dirk Spits (S&C Coordinator), Ed Hollis (Physiotherapist), Nick Scrivener (Assistant Coach), Tahijon Mailata, Geoff Abram, Christian Lealiifano, Pekahou Cowan, Jack Kennedy, Saia Faingaa, Ben Whitaker (EPD Manager), Eddie Farah (Physiotherapist), Angus Bathgate (Doctor).

Front Row: Dominic Fuller, Liam Bibo, Anthony Faingaa, Lloyd Johansson (Vice Captain), Chris Hickey (Head Coach), Julian Salvi (Captain), Bill Swain (Manager), Tatafu Polota-Nau (Vice Captain), David Haydon, John Ulugia, Simon Grealley.



### AUSTRALIAN UNDER 19s

Back Row: Cameron Watson (Physiotherapist), Lachlan Turner, Taniela Hoponoa, Luke McLean, Sam Wykes, Phil Mathers, Daniel Linde, Poutasi Luafutu, Jack Lam, Christian Lealiifano, Dr Corey Cunningham (Doctor).

Middle Row: Justin Wray (Physiotherapist), Ben Lucas, Brett Gillespie, Ben Daley, AJ Gilbert, Jonathan Salvi, Josh Holmes, Brett Stapleton, Brando Vaaulu, Jackson Mullane, Jack Kennedy, Marty Hulme (S&C Coordinator).

Front Row: Will Genia, Lachlan Rosengreen, Mark Bell (Assistant Coach), Patrick McCutcheon (Vice Captain), Brendan Morris (Manager), Saia Faingaa (Captain), Phil Mooney (Head Coach), Anthony Faingaa (Vice Captain), Ben Whitaker (EPD Manager), James Hanson, David Pocock.



## AUSTRALIAN WALLAROOS

Back Row: Silei Poluleuligaga, Tricia Brown, Alana Thomas, Rebecca Anderson, Iliseva Batibasaga, Kelli Donnelly, Rebecca Trethowan, Alexandra Hargreaves, Annette Finch, Louise Burrows, Rachele Pirie.

2nd Row: Simonne Spooner (Physiotherapist), Brynley Abad (Strength & Conditioner), Vanessa Bradley, Lindsay Morgan, Tobie McGann, Alicia Frost, Kelly Ross, Kate Porter, Kim Wilson (Vice Captain), Ruan Sims, Tasileta Bethell, Shirley Russell (Logistics Assistant), Maja Markovic (Doctor).

Front Row: Cheryl Soon (Vice Captain), Selena Worsley (Captain), Paige Butcher, John Manenti (Assistant Coach), Steve Hamson (Head Coach), Mark Rowe (Manager), Se'ei Sa'u, Lisa Fiaola, Lito Fata.



## SUNCORP AUSTRALIAN SCHOOLBOYS - FIJI AND NEW ZEALAND TOUR

Back row: Patrick Ryan (St Josephs College NSW), Ben Coridas (Westfields Sports HS), James Waterman (Brisbane Boys College), Robert Simmons (The Southport School), Adam Campbell (St Ignatius College), Peter Betham (St Josephs College NSW).

3rd Row: Nathan Charles (Knox Grammar), Quade Cooper (Anglican Church Grammar School QLD), Andrew Barrett (Illawarra Sports HS), Robert Horne (Georges River College, Oatley Senior High Campus), Chris Pearce (Barker College), Michael Uoka (Holmsglen TAFE VIC), Seilala Lam (St Edmunds College), Alifeleti Mafi (Granville Boys' HS), Barry Fa'amausili (Chisholm TAFE VIC).

2nd Row: Rodney Ma'a (Westfields Sports HS), Jeremy Sua (Westfields Sports HS), Rowan Kellam (Cumberland HS NSW), Daniel Palmer (Warilla HS), Rodney Davies (Ipswich Grammar School NSW), Ben Tapuai (The Southport School), Luke Evans (The Southport School), Kane Hollingsworth (Ipswich Grammar School).

Front row: Mr Paul Carozza (ARU Technical Assistant), Mr Andrew Elliot (Assistant Manager), Chris Harkins (Marist College Canberra), Mr Graeme Dedrick (Manager), Kurtley Beale (Captain) (St Joseph's College NSW), Mr Patrick Langtry (Coach), Benjamin McCalmann (Kinross Wolaroi School), Mr Geoff Melville (Assistant Coach), Mr Andrew Ryan (Physiotherapist).

Absent: Tetera Faulkner (Marist College Canberra), Dr Will Craddock (Medical Officer).



# MEMBER AND AFFILIATED UNIONS



## BRUMBIES RUGBY

### BRUMBIES (AUSTRALIAN PROVINCIAL CHAMPIONSHIP SQUAD)

Back row: John Ulugia, Salesi Ma'afu, Francis Fainifo, Stephen Hoiles, Scott Flint, Mark Chisholm, Marty Wilson, Mark Gerrard, Jason Lagaali, Christian Lealiifano.

Middle row: Rod Lindsell (S&C Coach), Ed Hollis (Physiotherapist), Brendan O'Neill, Nic Henderson, Jone Tawake, Julian Salvi, Julian Huxley, Matt Carraro, Ray Reavley, John Ross.

Front row: Patrick Phibbs, Tim Curran, Guy Shepherdson, James McCormack, Matt O'Connor (Coach), Al Campbell (Captain), Bill Swain (Manager), Gene Fairbanks, Adam Ashley-Cooper, Nick Haydon, Saia Faingaa.

The 2006 Tooheys New Super 14 season was one of missed opportunities for the CA Brumbies.

After spending the vast majority of the season entrenched in the top four, we fell out of finals contention following the last match of the season, finishing equal fourth but missing out on 'points difference'.

The Brumbies began the season strongly – undefeated after five rounds of the competition. However, a failure to convert wins into bonus points ultimately proved the difference between qualifying for our sixth finals series and finishing in sixth place.

In 2006 the Brumbies' squad featured two Wallaby captains, two Australia A captains, the Australian Under 21s captain and the Australian Under 19s captain, showing that the leadership within the squad is in good hands for many years to come.

The Brumbies' win during the Australian Provincial Championship (APC) further confirmed the depth of talent within the squad and ensured strong crowds at Viking Park. With three wins from four games, the

Brumbies saved their best for last, winning the final 42-17 over the Reds.

Success also followed the ACT & Southern NSW Vikings who won the Australian Rugby Shield in their debut season, defeating Victoria, 36-10, in the final.

At a local level, our community rugby participation numbers grew by more than 500 players. Our senior participation numbers remained stable while our junior participation rate increased by 6%. In one of the most pleasing statistics, our referee numbers rose by an incredible 29%.

Rugby operations in the ACT&NSW catchment areas continue to prosper with Southern Inland adding seven teams to their program while the Far South Coast increased their total participation by 29%.

Off the field, Brumbies Rugby welcomed a new CEO (Andrew Fagan) to the helm, who has ensured that the Brumbies remain a dominant sporting brand in world rugby.

The Brumbies' commercial program continues to grow in strength with sponsorship at record levels led by long-term partner, CA. Merchandise

continues to trade very well both domestically and internationally, membership remains strong and corporate hospitality at Canberra Stadium was fully subscribed for the sixth consecutive year.

#### OFFICE BEARERS:

**Chairman:** Sean Hammond

**President:** Geoff Larkham

**Chief Executive Officer:** Andrew Fagan



## NEW SOUTH WALES RUGBY UNION

### NSW WARATAHS

Back row: Sam Norton-Knight, David Lyons, Dean Mumm, Will Caldwell, Daniel Vickerman, Marty Wilson, Alex Kanaar, Winston Mafi.

Middle row: Aaron Broughton-Rouse, Wycliff Palu, Leroy Houston, Lote Tuqiri, Tom Carter, Peter Hewat, Wendell Sailor, Benn Robinson, Stephen Hoiles, Matt Dunning, Ben Jacobs. Josh Holmes, Chris Siale, Tatafu Polota-Nau.

Front row: Tim Donnelly, Shaun Berne, Morgan Turinui, Rocky Elsom, Chris Whitaker (Captain), Ewen McKenzie (Head Coach), Phil Waugh, Alastair Baxter, Brett Sheehan, Adam Freier.

Absent: Mat Rogers.

2006 equalled success for NSW Rugby as we met challenges both on and off the field.

The HSBC Waratahs led the Super 14 for much of the competition, finishing in third place overall and top among the Australian teams. Credit must go to coach Ewen McKenzie, the leadership group and the staff of the Waratahs and the High Performance Unit, who stop at nothing to ensure the Waratahs programme is the best in Australia.

Chris Whitaker was as inspirational as ever in his final year as captain, and while the ultimate goal eluded us, the team showed more than enough character in good times and bad to fill any supporter with hope for the future.

The culture of excellence reflected in our on field performance was mirrored off it. For the third successive year we generated a

seven-figure operating surplus, another satisfying result for a Union that not so long ago was in the red.

Construction of our new Centre of Excellence is a physical example of our drive to secure rugby a future in NSW. The site, at Aussie Stadium, was designed specifically for Rugby operations and when completed will be one of the world's top Rugby facilities.

Participation numbers continue to grow across the state. Our numbers and boundaries were further refined during 2006 and the figures achieved will in future years provide a benchmark upon which growth can be measured.

2006 was notable for many other reasons. The Waratahs completed a packed post-season schedule with the APC and Gulf Air Development Tour as well as a clash with the New Zealand Maori; we witnessed an

exciting Shute Shield – featuring the debut of Illawarra and Central Coast – with Eastwood trumping Sydney University in the Final; the Tooheys New Cup again set the standard for competitiveness with Sydney Uni defeating Randwick in an epic Grand Final; and we were a driving force behind the process of establishing the Australian Rugby Championship.

2006 was a year of many highlights. We look towards 2007 and beyond with a sense of determination and optimism that even better days are ahead.

#### OFFICE BEARERS

**Chairman:** Arvid Petersen

**President:** Ken Catchpole OAM

**Chief Executive Officer:** Fraser Neill





## QUEENSLAND RUGBY UNION

### QUEENSLAND REDS

Front row: Damon Emtage (Backs Coach), Lloyd Johansson, Stephen Moore, Ben Tune, Chris Latham, Jeff Miller (Coach), John Roe (Captain), Mark Connors, Drew Mitchell, Elton Flatley, Alex Evans (Forwards Coach).

2nd row: Stu Livingstone, Steve Kefu, Mitch Chapman, Rodney Blake, Cameron Treloar, Hugh McMeniman, James Horwill, Dan McKellar, Aniva Niumata, Garry Nucifora (Team Manager).

3rd row: Nic Berry, Ole Avei, Tim Atkinson, Berrick Barnes, Andrew Brown, Geoff Abram, Sam Cordingley, Josh Valentine.

Back row: Peter Hynes, Henari Veratau, Anthony Mathison, Caleb Brown, Tom McVerry, Julian Huxley, David Croft, Sean Hardman, Greg Holmes.

Queensland Rugby began 2006 with a new, young team, a new principal sponsor and a new home at SunCorp Stadium.

Entering the Super 14 with a relatively inexperienced side meant the QR Queensland Reds needed to get off to a flying start and stay injury free to have the best possible chance of success.

But three disappointing early defeats – to the Waratahs, Blues and Crusaders – followed by a career-ending injury to one of its favourite sons, Elton Flatley, and other long-term injuries ended the Reds' semi-final hopes for 2006.

The side was able to farewell coach Jeff Miller and retiring record cap holder Mark Connors (134 caps) in style by winning its historic final round match against the Highlanders in Townsville, the first time an Australian Super 14 match had been played outside a capital city.

The Reds are looking to be more competitive in 2007 under new Head Coach Eddie Jones who has put the squad through a very tough and comprehensive pre-season program.

The QRU is also getting “match ready”, by focusing on delivering greater value for corporate partners and creating match day themes and entertainment to enliven and excite fans.

The state's highest level domestic competition, Premier Rugby, enjoyed a lift in interest and popularity in 2006, culminating in a crowd of over 5,000 at Ballymore to witness the West Brisbane Bulldogs defeat Brothers in the last seconds of the Premier Grand Final.

Community rugby participation continued to grow steadily from a large base, with the number of registered players in regular schools competitions again the highest in the country at 23,288. This is due to a deliberate strategy of increasing genuine school participation through initiatives such as the Ballymore Cup.

Queensland Schools II enjoyed national success and Queensland's two Under 16 teams performed strongly at the national titles, which augurs well for the future.

The state women's and suburban sides also enjoyed representative success, while Queensland Country

will be encouraged by North and South Queensland finishing first and second in the interstate U19 Transition Tournament at Ballymore.

At the policy making level, Queensland looks forward to working more closely with the ARU and raising the standards of what we collectively do.

### OFFICE BEARERS

**Chairman:** Peter Lewis

**President:** David Crombic

**Chief Executive Officer:** Ken Freer



## RUGBY WA

### WESTERN FORCE

Back row: Haydn Masters (Strength & Conditioning Coach), Ben Darwin (Set Piece Coach), Pekahou Cowan, David Fitter, Gareth Hardy, Mat Henjak, Luke Doherty, Josh Graham, Lachlan Mackay, Richard Brown, David Pocock, Haig Sare, Ben Ward, Tom Fearn (Skills Coach), Scott Anderson (Performance Analyst).

Middle row: Greg Marr (Rugby Operations Manager), Rob Naish (Physiotherapist), Richard Trend (Assistant Team Manager), Kate Gazzard (Rehabilitation Physiotherapist), Angus Scott, Matt Hodgson, Scott Staniforth, Digby Ioane, Josh Fulmaono, Pat O'Connor, Rudi Vedelago, John Welborn, Matt Windle, Tim Davidson, Cameron Shepherd, Scott Daruda, Luke Holmes, Gavin DeBartolo, David Te Moana, John Mulvihill (Coaching Coordinator), Peter Steele (Team Doctor), Mathew Allan (Team Doctor), Brendyn Appleby (Assistant Strength & Conditioning Coach).

Front row: Brendan Cannon, Zander Peden, David Pusey, Brock James, AJ Whalley, Scott Fava (Vice Captain), John Mitchell (Head Coach), Nathan Sharpe (Captain), Junior Pelesasa, Chris O'Young, Vitori Buatava, James Hilgendorf, Tajhon Mallata.

Absent: Tai Mclsaac, Brett Stapleton.

Our stated purpose at RugbyWA is short and sweet – to grow rugby and grow Wallabies in Western Australia. On both counts, 2006 was a resounding success. In February, the Western Force made their Super 14 debut in front of more than 37,000 fans at Subiaco Oval. Over the next 13 weeks, 14 young players made their Super 14 debut and another two – Cameron Shepherd and Tai Mclsaac – did enough to become Wallabies for the first time. The representative career of Scott Staniforth was also given new life.

Off the field, our form was just as impressive – the biggest Super 14 membership in Australia (21,000 individuals and 3,000 corporate members), the second biggest average crowds in Australia (28,424) and new sponsors to sport in WA. At one stage, we were getting more website hits than the Fremantle Dockers, and the local daily newspaper got behind us with a twice-weekly rugby lift-out, while the respected weekly, Business News, anointed us WA's fastest emerging brand.

Our success in growing the game here in the West extended well

into Community rugby. In 2006, participation leapt a stunning 70%, with juniors up 16% and seniors up 14%. Of the 40 professional players who relocated from other parts of Australia and overseas, 25 played in Perth's first grade competition. Over time, their involvement will help lift the standard of the local competition and will ultimately contribute to the emergence of home-grown Wallabies.

But, for all this progress, the growth of rugby in WA needs greater investment from the game's governing body in Australia. We are required to repay the Western Australian Government a loan used to establish the Western Force and we are making a significant commitment to the development of new facilities to accommodate a professional rugby team. After that, we will look to implement a prudent capital reserves policy while at the same time investing in the growth of Community rugby, particularly juniors, schools and coaching programs. Already in our first year of professional rugby, RugbyWA has more than doubled its investment in Community rugby programs.

The new Australian Rugby Championship is a major step in the

right direction and we applaud the ARU on this initiative and its resolve in implementing this change. For rugby to grow in WA, and for this State to grow Wallabies and capitalise on the enormous interest in rugby that has been created in WA, we need balanced strategic investment decisions aimed at accelerating the game's growth across Australia. We look forward to working with the ARU to achieve this.

### OFFICE BEARERS

**Chairman:** Geoffrey Stooke OAM

**President:** Tony Harvey

**Chief Executive Officer:** Peter O'Meara





## VICTORIAN RUGBY UNION

### MELBOURNE AXEMEN

Front row: Gideon Taelangi, Andrew Paternott, Michael Thompson, Caleb Stephenson, Aaron Fordham, Mark Hill.

2nd row: Joe Iosefo, Lachlann Strauss (Skills Coach), Darron Rutene, Mark Rowe (Manager), Todd Cornford (Captain), Archie Kennedy (Coach), Matt Biessel (vice-captain), Nicholas Hughes (Assistant Coach), Anton Pilli.

3rd row: Paul Percy (Physio), Nathan Holman (Skills Coach), Alatisé Ale, Tesimale Tesimale, Christian Brown, Michael Breen, David Tuinauvai, Niko Lauina, Heath Spence, Andrew Brown, Brendan Todd, Dean Harrop (Physio).

Back row: Sione Uhi, Paul Daly, Elisal Su'a, Oliver Williams, Alex Mika, Daniel Henry, Andrew Castleman, Scott Baker, Moses Haukinima, Basil Api.

Absent: Adrian Garvey, Johanns Rossouw, Brett Harrop (Physio), Mark Robinson (Assistant Coach), Dr. Tracey Peters (Team Doctor).

By any measure 2006 has been a year of significant achievement. The five key goals of the VRU Strategic Plan – Players, Profile, Platform, Programme, Home – underpin our activities and our achievements, either as part of our regular annual activities or as significant strategic successes.

The hard-working members, volunteers and supporters of rugby in Victoria, in particular, our players, coaches, administrators and referees deserve great credit for their long-standing contribution and means we can confidently build on these efforts to make 2007 even bigger for Victorian rugby.

Support for rugby has again produced record growth, especially in the schools and junior ranks. This is a tribute to the national direction of resources, the capacity of the VRU to implement and coordinate programs, the support of all our members, including our unique Weary Dunlop Club and our sponsors.

### ACHIEVEMENTS IN 2006

#### Player participation and performance

- Reached the Final of the Australian Rugby Shield.
- Continued record growth in participation numbers.
- Four Victorian born and developed players selected in the Australian Under 21 squad.

- Silei Poluleuligaga selected for the 2006 Women's World Cup and Mark Rowe appointed as Manager.
- Secured a place in the new Australian Rugby Championship.
- Michael Uoka and Barry Fa'amausili selected in the Australian Schoolboys team.
- Bill Millard appointed as Coach and Director of Coaching for 2007.

#### Profile and positioning

- Rugby acknowledged as a Commonwealth Games highlight.
- Rugby lift-out in The Age, May.
- Australia's most successful coach, Rod Macqueen joins our strategy team.
- Launch of Weary Dunlop Rugby and new Foundation membership.
- Inaugural VRU Schools Heritage Dinner.

#### Platform

- A strong, constructive and enthusiastic relationship with Australian Rugby Union.
- Secured \$1 million funding over four years from the Government.
- Appointment of Lyndsey Cattermole as an independent Director.
- Constitutional review commenced.

- Introduction of a new pillar structure to fast-track the improvement of club competition for payers, coaches and match officials.

#### Programme of Commercial Rugby

- Four year premium Test match program including two Bledisloe Cup Matches secured.
- Crusaders v Western Force – initiative that saw 11,500 attend in January; confirmed to 2008 and beyond.
- Hosted Australia A v Fiji.

#### Home for Rugby in Victoria

- Spectacular new rectangular stadium in the Olympic park precinct with Victorian Rugby as a core tenant.
- State Community Rugby Centre commitment secured from Victorian Government for \$500,000.

It has been a great year for rugby in Victoria. Our obligation and our opportunity now is to convert this into an even stronger 2007 as the foundation for our new generations of rugby players, coaches, referees, administrators and supporters.

#### OFFICE BEARERS

**President:** Gary Gray

**Chief Executive Officer:** Ron Steiner

## NORTHERN TERRITORY RUGBY UNION

In 2006 the Northern Territory continued to develop as a great outpost for rugby union in Australia. The year has produced some positive outcomes for NT rugby, with some other areas that will need further efforts to get where we would like to be. Overall, the game is progressing well. Some of the highlights this year have been:

- The success of the Darwin AUSTAR Friday night juniors has been fantastic, with an 11% increase in playing numbers from 476 to 528 participants.
- The schools competitions and playing numbers also continue to grow, particularly with the primary school carnivals which has been expanded into Darwin.
- These numbers have given us the confidence to establish an Under 18s (Colts) competition in 2007 that will fill a major void that has been missing between the juniors and the seniors for many years.
- The Hottest 7's in the World has become firmly established as a growing major event on the Darwin calendar, with Heineken signing as the major sponsor for the next three years, along with Northern Territory Major Events expressing their support from 2007 and beyond. The exposure of the tournament is becoming world-wide with more teams visiting from interstate and internationally than in previous years.
- The representative program had a mixed result with the AUSTAR Mosquitoes not achieving the results of previous years, which was quite disappointing. A review has since been held with some changes to be included in the 2007 program.
- The highlight of the year was the success of the NT Schoolboys who defeated the new Super 14. They progressed undefeated to the final against Victoria. The boys played really well, leading Victoria 19-5 with 15 minutes to go. Unfortunately the Victorians were too strong and defeated them late in the game.

- The Darwin finals series were very exciting both at the junior and senior levels. This included the Tooheys New A Grade preliminary final going into extra time.
- Tim Glover of the Dragons was recognised for his outstanding season by being named as the Eric Johnston Medal winner.

The game in the NT is going very well, but we do have some areas that will need extra attention in the near future; this being management plans for volunteers and addressing the shortage of referees and coaches.

### OFFICE BEARERS

**President:** Vince Kelly

**Vice Presidents:** Dan Panapa and Glen Boath

**Secretary:** Brian Anderson

**Treasurer:** Tim Curran

**General Manager:** Tim Heath

## SOUTH AUSTRALIAN RUGBY UNION

Following a year of significant change for SA Rugby in 2005, we continued to see a great deal of progress in a number of key areas last season as well as a number of firsts.

Significantly, we launched a new SAPSASA Primary Schools competition resulting in 850 children playing rugby for the first time. This program led to a record 66% increase in participation in rugby in South Australia. Importantly, our junior club registration grew by another 6% whilst the EdRugby program saw a 73.5% increase in participating schools.

After a lengthy consultation process our Members voted to accept all proposed changes to the Constitution and similarly the SAJRU voted to dissolve, thus transferring all responsibility for junior rugby to SA Rugby.

A new innovation for season 2006 was the pre-season Bartercard Cup, played over four weeks prior to the Premiership season.

The Premiership season highlight was a memorable 2006 Brice Metals

Grand Final between Brighton and Old Collegians. In what was a terrific advertisement for local rugby both on and off the field, Old Collegians defeated the Tigers in extra time 30-27. Old Collegians Club completed a stellar year by also taking out the Tooheys New Champion Club Trophy.

In an expanded Australian Rugby Shield, the Physio Direct Adelaide Black Falcons performed admirably but again fell just short of their goals for 2006 despite their most gruelling pre-season training and preparation.

SA was well represented at both junior and women's levels. The U16 team showed plenty of promise for our future ranks and congratulations to Steven Millar for his selection in the Australian U16 'Merit Team' and Lito Fata for her selection in the Wallaroos.

In the commercial arena we had our most successful year in recent memory. On the back of a new sponsorship strategy we were delighted to welcome six new sponsors in 2006: Tooheys New, Bartercard, Direct Interiors, Mazda, Telstra and

KooGa. Additionally, Brice Metals re-signed for a further two years.

Another highlight in 2006 was playing host to Australia 'A' v Fiji, ensuring South Australians had an opportunity to see international rugby for the first time in two years.

2007 is a significant year for SA Rugby. Not only will we celebrate our 75th Anniversary, we now have a place in the national arena with the IRB Sevens World Series being played at Adelaide Oval. Also, with the announcement of the Australian Rugby Championship we now have further incentive to strive to have a team based out of Adelaide in the future.

### OFFICE BEARERS

**President:** Geoff Holdich

**Chairman:** Gavin Collings

**Chief Executive Officer:** Rob Nelson



## TASMANIAN RUGBY UNION

The highlight of the Tasmanian Rugby calendar was the inclusion of the Tassie Jack Jumpers in the Australian Rugby Shield.

Although we did not win a game, the experience is something that has been long overdue. The Union's participation in this national competition has provided us with exposure to sponsors who in the past were very much unattainable. All the teams we played congratulated the Jack Jumpers and coaching staff on their professionalism. I would like to thank the Australian Rugby Union for their assistance in making expert coaching staff available to the Jack Jumpers.

Tasmanian teams also performed very well in the two national junior championships, with the Under 16s and Schools teams both winning a match. These championships provide extremely good experience for our

junior players, especially the Under 16s National Championship, where they rub shoulders with the best in the country. Again, the Australian Rugby Union should be congratulated for the foresight in developing players from outside the traditional rugby states.

Participation numbers have risen 229% to an all-time high of 3,383, an increase from 1,027 in 2005. The team of two Development Officers and a part-time Administration Officer has to be congratulated for their dedication in what can only be described as difficult conditions. Investment in "on-the-ground" employees is paramount to the success or failure of rugby in the Island State.

The Board of the Tasmanian Rugby Union is a well coordinated group with a focus on the continued development of rugby, which includes the promotion of high quality matches in the state. We

are still very much interested in hosting an Australia A match and hope that we can work closely with the ARU to see this come to fruition in the near future.

The grand final was a wonderful day at Rugby Park which combined the Under 14s, Under 16s and Under 18s Junior Rugby finals together with the Women's final, which Glenorchy claimed for an eighth consecutive time. Launceston defeated Glenorchy in the Senior State-wide grand final, while Harlequins defeated Devonport in the State-wide Second Division grand final.

### OFFICE BEARERS

**President:** Tony Kube

**Chairman:** Simon Wilding

**Hon Secretary:** Mel Beechey

## NSW COUNTRY RUGBY UNION

The 2006 season again saw many changes on the landscape of the NSW Country Rugby Union.

Central Coast and Illawarra participated in the revamped Shute Shield Competition, which showcased and enhanced both the two zones and Country Rugby Union.

Country's season opened with the Landmark Country Championships, with Central Coast claiming the Caldwell Cup, Western Plains the Richardson Shield and Newcastle Hunter the Under 20s. The championship season wound up with Newcastle Hunter taking out both the Under 19s and Women's titles.

Country's representative teams had mixed success on the playing fields, with the Landmark NSW Country Cockatoos being knocked out of the Australian Rugby Shield in a semi-

final boil-over by Melbourne. The representative highlight of the year was the selection of seven Country Women players in the Wallaroos squad which contested the IRB Women's Rugby World Cup in Canada.

Country's 2006 representative program concluded with a successful development tour to Fiji. The standard of the opposition was high which provided a strong basis to assess the current standard of Country players.

At grassroots level the drought has continued to affect player numbers. Registrations in rural areas declined in 2006, but this was offset with increases in coastal areas.

Country could not continue to function without the financial support from NSWRU and our group of sponsors. Our sponsors provide much needed funding, which enables

Country to maintain our operations and representative programs.

The "Landmark" sponsorship concludes at the end of the year, and I would like to thank them for their long term support of Country.

The Union's administration is sound, and I would like to thank the Board, Sponsorship Officer (Terry Orman) and Executive Officer (Terry Woodward) for their efforts.

Next season will see new challenges for Country, but we have endured challenges in the past, and will overcome them in the future.

### OFFICE BEARERS

**President:** Laurie Maher

**Executive Officer:** Terry Woodward

## AUSTRALIAN RUGBY FOOTBALL SCHOOLS UNION

The Australian Rugby Football Schools Union enjoyed another successful year in 2006, highlighted by several high-quality tournaments and tours throughout the season.

In June, the Division II Australian Schools Championship was held at Geelong Grammar School in Victoria. The annual tournament gives the best schoolboy players from rugby's developing states four days of intense competition. Victoria once again proved their strong development achievements by defeating Northern Territory 32-19 in the final to claim the Charles Blunt Trophy. As runners-up, an impressive Northern Territory team were awarded the Merv Allen Plate.

The Novotel Australian Schools Championship, for Division I Schools was held from 4-10 July at St Ignatius College, Riverview in Sydney. In one of the most exciting tournaments of the championship's 32 year history, NSW II and Queensland II stormed past more-fancied opponents to reach the final. The Queenslander's eventually

edged out their NSW counterparts 14-13 in a hard-fought match to claim the BH 'Jika' Travers Shield.

The championships were followed by visits from two touring teams – Japan Schools in July and Tongan Schools in August. In September and October, the Australian Schoolboys undertook a five-match tour of Fiji and New Zealand where they won three of their five matches. Results of these tournaments and tours can be found in The Year in Detail section of the Annual Report.

Inbound and outbound tours provide Australia's elite young Rugby talent with the opportunity to test themselves against players of a similar calibre and we are grateful to the touring teams that visit our shores and host us each year.

Congratulations to three players, Andrew Barrett, Kurtley Beale and Quade Cooper, who reached a historic milestone in 2006. The trio became the most capped Australian Schoolboys players, since records

begun in 1973, when they received their eighth cap against New Zealand in Auckland this year.

Recognition and thanks must go to the Australian Schools team officials, selectors and administrators for their dedication and commitment to Schools Rugby. Thank you also to the Australian Rugby Union, especially their High Performance Unit and Community Rugby, Media and Finance Departments for their important operational assistance. At an Executive level thank you to Managing Director & CEO Gary Flowers, Chairman Ron Graham, President Paul McLean and former President and ARFSU's patron Peter Crittle for their ongoing support.

### OFFICE BEARERS

**President:** Br Bob Wallace AM

**Vice President:** Damien Barker

**Hon Secretary:** John RaeHon

**Treasurer:** Bernie Carberry

## AUSTRALIAN SERVICES RUGBY UNION

The Australian Services Rugby Union (ASRU) held its annual inter-service carnival at Vikings Rugby Park in Canberra from 28 May to 3 June 2006.

Army defeated both Navy and Airforce to win the Australian Services Rugby Championship (ASRC) Mens competition, the Caldwell Shield. In the women's competition Army defeated the combined Navy/Air Force team in a very high quality match.

On 6 September 2006, the ASRU men's team played a representative match against Queensland Country Red Heelers at Ballymore in Brisbane, with ASRU winning the contest 47-12. The ASRU women's team, which is in a rebuilding phase, did not compete in any representative competition in 2006. Of note however, five services women players were selected in the

National Wallaroo training squad and two players from this group were included in the Wallaroo squad for the 2006 Women's Rugby World Cup.

From 10 to 17 September 2006, the Australian Defence Force hosted the Pacific Nations Military Rugby Cup at Vikings Rugby Park in Canberra. This tournament involved military teams from Australia, New Zealand, Papua New Guinea (PNG), Fiji, New Caledonia and Tonga. The participating teams were balloted into two pools of three teams for the tournament.

ASRU opened the tournament with a strong 104-0 win against the unknown French Armed Forces New Caledonia. They followed this up with a hard-fought 23-20 victory over Tongan Defence Services to

earn a berth in the Cup final against Republic Fiji Military Forces.

The Fijians were too strong for Australian Services in the Final and ran-out eventual 57-32 winners. New Zealand defeated Tongan Defence Services in a last minute thriller, 18-17, to claim the Pacific Nations Military Shield and PNG Defence Forces edged out New Caledonia 52-30 in the Plate final.

### OFFICE BEARERS

**Chairman:** Commodore

Kevin Taylor, RAN

**Vice Chairmen:** Captain Grant

Ferguson, RAN and Lieutenant Colonel

Jim Bancroft

**Secretary:** Lieutenant Colonel

Dave Grierson



## AUSTRALIAN UNIVERSITIES RUGBY UNION

This year saw the AURU consolidate in a number of areas, including the formation of a new business plan. The two main cornerstones of this plan are the need for us to be more hands on and active in the management of our own destiny and to form a closer understanding with some of our key stakeholders.

The year was full of challenges with funding from the ARU being withdrawn and our main annual match against Australian Services was cancelled due to the unavailability of Services' players, who are currently on peace keeping deployments throughout the world.

The formation of a comprehensive program of events for the AURU in 2007 was developed and presented to all University teams participating

in rugby at the Australian University Games in Adelaide. The plan will be circulated to all Universities early in 2007 and a request for their active involvement in AURU.

In 2006 we did see the emergence of the University Challenge event. This event will be played in April 2007 in Sydney and will see teams from Queensland, Sydney and a Melbourne Barbarians University side participate in a knockout challenge over a few days. The intention is for eligible players from other Universities to participate in these teams. A selection panel, coach and team manager will be appointed in March 2007, in time for them to see some of our potential representative players in action during the tournament.

In 2007 we are also planning to restage our annual game with Australian Services, play NZ Universities, host a 15-a-side Intervarsity in September and send the AURU representative team on a tour of Japan near the end of the year.

We would like to thank our major sponsor PricewaterhouseCoopers for their continued commitment to AURU.

Finally I would like to congratulate all those Universities having celebrations in 2007, particularly James Cook University who are celebrating their 40th anniversary in May and Adelaide University their 75th in July.

### OFFICE BEARERS

**President:** Les Sampson

**Vice President:** Phillip Verheijen

**Secretary:** Bob Dwyer

## CLASSIC WALLABIES

The Classic Wallabies were active on many levels throughout 2006, with the focus of the year being to assist players who have incurred spinal injuries while playing rugby.

In May we had the Classic Wallabies On-Tour Luncheon in support of The Spinal Injuries Association at the Brisbane Convention Centre. Over 800 people attended with Andrew Slack as MC, Alan Jones as special guest speaker and Bill Ross interviewed a panel comprising Paul McLean, Roger Gould and Mick O'Connor. This most successful and well received event raised in excess of \$90,000 for the Spinal Injuries Association. Another Classic Wallaby

Lunch is set for Friday April 20, 2007. Dick Marks will be the MC and Alan Jones will again be the guest speaker.

In NSW we hosted many former players who are in wheelchairs (Wheelies) at Super 14 matches and the Sydney Grand Final.

Again we were invited to participate in the annual Bermuda Classic where the team performed superbly with victories over Canada 17-7 and the reigning champions South Africa 12-7 before going down narrowly to the Classic Lions 10-5 in the final.

As a lead-up match we supported grass roots rugby through a match in

the Hunter Valley against the newly formed Pokolbin Reds. Established in 2006, a Pokolbin Reds Invitation team, which included players from all Hunter clubs, went down to the Classic Wallabies in an entertaining and friendly encounter. The match was followed by a Gala Dinner and Golf Challenge on the Sunday. The Reds showed the true spirit of the game and not only invited the Classics and their partners but also three Wheelies and their carers for the entire weekend.

### OFFICE BEARERS

**President:** Stuart MacDougall

**Honorary Secretary:** Ian Robertson

**Honorary Treasurer:** Ken Wright

## AUSTRALIAN BARBARIAN RUGBY CLUB

During the 2006 rugby season the club played two games, one against Sydney first division's Manly Marlins to celebrate their Centenary and the second against the Singleton Bulls to celebrate the opening of the further extensions to their clubhouse.

The Manly game was played on the evening of 27 July at Manly Oval. We selected a team comprised from six of the Sydney first division Championship clubs and Fijian rugby sevens great Waisale Serevi.

Alan Jones AO was our coach and in his inimitable way added that consistent flavour to the game

The match was evenly poised but it was the Barbarians cohesion in attack which proved to be decisive in the 35-17 victory.

The Singleton game was played during the afternoon of 21 October

at the Singleton ground with a crowd of approximately 2,500 people. With the inception of the Australian Rugby Championship coming into play in 2007, we took the step of inviting nine representatives from the Sydney first division Championship clubs that would be likely prospects for the new competition and two recently selected Wallabies in Josh Valentine from the Singleton Club and Tatafu Polota-Nau from Parramatta.

Peter Fenton and Geoff Mould were the coaches and were assisted by our sponsor, the Footie Shop's George Goodacre.

The Barbarians won 54-14 with the majority of the match played on a close basis until the second half where the

Barbarians clicked into gear and pushed the score out to a comfortable margin.

The games were both played in true Barbarian spirit, with the teams adopting a no kick policy resulting in some great tries.

We are pleased to have been offered the services of the two Wallabies considering the demands on players in this era.

It is important to note we only bring the team together briefly before the game and on both occasions this year we were not able to have a training run. As such, achieving the positive results we do is testament to the calibre of the players selected.

### CLUB EXECUTIVE

**President:** Greg Cornelsen

**Honorary Secretary:** Peter Johnston

**Honorary Treasurer:** Andy Conway



*The year in detail*

Australian Sevens

Commonwealth Games

Australian Under 19s

Australian Rugby Shield

Australian Under 21s

Division II Australian  
Schools Championship

Novotel Australian Schools  
Championship

National Women's Championship

Australian Schoolboys

Australian Wallaroos

National Indigenous Under  
16 Championship

National Under 16 Championship

Australian Prime Minister's XV

Australia A



## AUSTRALIAN SEVENS

### 2005/06 IRB SEVENS SERIES

#### DUBAI

1-2 December 2005

##### Pool Matches

Australia 33 def Uganda 0

Australia 21 def Kenya 7

England 33 def Australia 5

##### Cup Quarter Final

South Africa 14 def Australia 0

##### Plate Semi Final

New Zealand 24 def Australia 0

##### Australian squad: Shawn Mackay

(c), Michael Black, Vinnie Byrne, Josh Gamgee, Mark Gilbride, Luke Inman, Luke Milton, Richie O'Connor, Viliame Ratu, Nick Reily, Anthony Sauer, Naibuka Tuiloa.

#### GEORGE

9-10 December 2005

##### Pool Matches

Australia 47 def Namibia 7

Australia 29 def Scotland 28

Fiji 33 def Australia 7

##### Cup Quarter Final

Argentina 14 def Australia 12

##### Plate Semi Final

Samoa 35 def Australia 5

##### Australian squad: Matthew Bell,

Michael Black, Vinnie Byrne, Josh Gamgee, Mark Gilbride, Luke Inman, Luke Milton, Richie O'Connor, Viliame Ratu, Nick Reily, Anthony Sauer, Naibuka Tuiloa.

#### WELLINGTON

3-4 February 2006

##### Pool Matches

Australia 24 def PNG 10

Australia 22 def Scotland 12

England 19 def Australia 7

##### Cup Quarter Final

Fiji 21 def Australia 14

##### Plate Semi Final

Argentina 21 def Australia 17

##### Australian squad: Shawn Mackay

(c), Matthew Bell, Michael Black,

Vinnie Byrne, Josh Gamgee, Luke Inman, Luke Milton, Damon Murphy, Richie O'Connor, Viliame Ratu, Nick Reily, Anthony Sauer.

#### LOS ANGELES

11-12 February 2006

##### Pool Matches

Australia 33 def West Indies 0

Australia 38 def Tonga 12

Australia 17 drew with

New Zealand 17

##### Cup Quarter Final

South Africa 26 defeated Australia 5

##### Plate Semi Final

Argentina 19 defeated Australia 12

##### Australian squad: Shawn Mackay

(c), Matthew Bell, Michael Black, Vinnie Byrne, Josh Gamgee, Luke Inman, Luke Milton, Damon Murphy, Richie O'Connor, Viliame Ratu, Nick Reily, Anthony Sauer.

#### HONG KONG

31 March – 2 April 2006

##### Pool Matches

Australia 38 def Korea 7

Australia 50 def Sri Lanka 0

Australia 26 def France 0

##### Cup Quarter Final

New Zealand 35 def Australia 7

##### Australian squad: Shawn Mackay

(c), Matthew Bell, Michael Black, Josh Gamgee, Mark Gilbride, Tim Harrington, Luke Milton, Damon Murphy, Rod Petty, Viliame Ratu, Nick Reily, Ant Sauer.

#### SINGAPORE

8-9 April 2006

##### Pool Matches

Australia 33 def Singapore 0

Australia 45 def Japan 0

Fiji 38 def Australia 7

##### Cup Quarter Final

England 26 def Australia 14

##### Plate Semi Final

France 19 def Australia 7

**Australian squad:** Shawn Mackay (c), Matthew Bell, Michael Black, Josh Gamgee, Mark Gilbride, Tim Harrington, Luke Milton, Damon Murphy, Rod Petty, Viliame Ratu, Nick Reily, Ant Sauer.

#### PARIS, FRANCE

28-29 May 2006

##### Pool Matches

Australia 21 def Tunisia 12

Australia 36 def Canada 19

Fiji 15 def Australia 12

##### Cup Quarter Final

Australia 29 def England 17

##### Cup Semi Final

Samoa 22 def Australia 7

##### Plate Final

Argentina 22 defeated Australia 21

##### Australian squad: Luke Inman (c),

Timothy Atkinson, Michael Black, Andrew Brown, Josh Gamgee, AJ Gilbert, Mark Gilbride, Julian Huxley, Luke Milton, Jarrod Murphy, Lachlan Rosengreen, Henari Veratau.

#### LONDON, ENGLAND

3-4 June 2006

##### Pool Matches

Australia 40 def Germany 12

Kenya 26 def Australia 7

Australia 24 def England 19

##### Bowl Quarter Final

Australia 19 def Italy 5

##### Bowl Semi Final

Russia 22 def Australia 5

##### Australian squad: Luke Inman (c),

Timothy Atkinson, Michael Black, Andrew Brown, Josh Gamgee, AJ Gilbert, Mark Gilbride, Julian Huxley, Luke Milton, Jarrod Murphy, Lachlan Rosengreen, Henari Veratau.

##### Series Coaching & Management

**staff:** Glen Ella (head coach), Gary Pearce (manager), Alan Davies (physiotherapist).

### 2005/06 IRB SEVENS SERIES SCHEDULE

Date	Tournament	Host Union	Cup Winner	Cup Runner up
December 1-2, 2005	Dubai	UAE	England	Fiji
December 9-10, 2005	George	South Africa	Fiji	Argentina
February 3-4, 2006	Wellington	New Zealand	Fiji	South Africa
February 11-12, 2006	Los Angeles	USA	England	Fiji
March 31- April 2, 2006	Hong Kong	Hong Kong	England	Fiji
April 8-9, 2006	Singapore	Singapore	Fiji	England
May 28-29, 2006	Paris	France	South Africa	Samoa
June 3-4, 2006	London	England	Fiji	Samoa



## 2005/06 IRB SEVENS SERIES FINAL POINTS TABLE

	Dubai	South Africa	Wellington	Los Angeles	Hong Kong	Singapore	Paris	London	TOTAL
Fiji	16	20	20	16	24	20	8	20	144
England	20	12	8	20	30	16	4	12	122
South Africa	12	12	16	12	18	12	20	8	110
New Zealand	8	6	12	12	18	4	4	12	76
Samoa	12	8	4	0	8	8	16	16	72
Argentina	4	16	6	8	8	12	6	4	64
France	6	4	12	6	0	6	12	4	50
Australia	4	4	4	4	8	4	12	0	40
Kenya	0	0	0	0	3	2	2	6	13
Scotland	0	0	2	2	8	0	0	0	12
Wales	2	2	0	0	4	0	0	0	8
Canada	0	0	0	4	0	0	0	0	4
Portugal	0	0	0	0	0	0	0	2	2
China	0	0	0	0	1	0	0	0	1

## 2006 COMMONWEALTH GAMES, MELBOURNE

16-17 March 2006

### Pool Matches

Australia 73 def Sri Lanka 0  
Australia 28 def Cook Islands 19  
England 14 def Australia 12

### Medal Quarter Final

Australia 20 def South Africa 14

### Medal Semi Final

New Zealand 21 def Australia 19

### Bronze Medal Match

Fiji 24 def Australia 17

**Australian squad:** Scott Fava, Josh Gamgee, Matt Giteau, Chris Latham, Luke Inman, Shawn Mackay, Tom McVerry, Damon Murphy, Nick Reily, Cameron Shepherd, Lote Tuqiri, Brendan Williams.

### Team management:

Glen Ella (coach), Gary Pearse (team manager), Alan Davies (physiotherapist).

## AUSTRALIAN UNDER 19S

2006 IRB U19 WORLD CHAMPIONSHIP

DUBAI

5-21 April 2006

### AUSTRALIA V SCOTLAND

#### Pool Match

Wednesday, April 5 2006

**Australia 78** (Josh Holmes 3, David Pocock 2, Brett Stapleton 2, Brett Gillespie, Anthony Faingaa, Pat McCutcheon, Luke McLean, Daniel Linde tries; Lachlan Turner 6 cons, McLean 3 cons) **defeated** Scotland 3 (Cameron Ferguson pen).

**Half-time:** Australia 38-3

**Referee:** Phil Smith (Canada)

### AUSTRALIA V ROMANIA

#### Pool Match

Sunday, 9 April 2006

**Australia 88** (Lachlan Rosengreen 3, Brando Vaaulu 3, James Hanson 2, Benjamin Daly, Poutasi Luafutu, AJ Gilbert, Jackson Mullane, Brett Gillespie, Luke McLean tries; McLean 9 cons) **defeated** Romania 9 (Andrei Filip 3 pens).

**Half-time:** Australia 45-6

**Referee:** Dean Richards (England)

### AUSTRALIA V NEW ZEALAND

#### Pool Match

Thursday, 13 April 2006

**New Zealand 22** (Scott Fuglistaller 2, Timothy Bateman tries; Colin Slade 2 cons, Trent Renata dg)

**defeated** Australia 17 (Anthony Faingaa 2, Josh Holmes tries; Lachlan Turner con).

**Half-time:** Australia 12-5

**Referee:** Peter Fitzgibbon (Ireland)

### AUSTRALIA V FRANCE

#### Semi-final

Monday, 17 April 2006

**Australia 26** (Patrick McCutcheon, Joshua Holmes, Brett Gillespie, James Hanson tries; Christian Lealiifano 3 cons) **defeated** France 16 (Alexandre Valdant 2 tries; Mathieu Belie 2 pens).

**Half-time:** Australia 26-6

**Referee:** Keith Brown (New Zealand)

### AUSTRALIA V NEW ZEALAND

#### Final

Friday 21 April 2006

**Australia 17** (Daniel Linde, Lachlan Turner tries; Christian Lealiifano 2 con, Anthony Faingaa dg) **defeated** New Zealand 13 (Armyr Sanders 2 tries; Colin Slade pen).

**Half-time:** Australia 14-3

**Referee:** Andy MacPherson (Scotland)

### FINAL STANDINGS

- |                |                 |
|----------------|-----------------|
| 1. Australia   | 7. Argentina    |
| 2. New Zealand | 8. South Africa |
| 3. England     | 9. Scotland     |
| 4. France      | 10. Samoa       |
| 5. Ireland     | 11. Japan       |
| 6. Wales       | 12. Romania     |

**Australian squad:** Caleb Brown, Benjamin Daley, Anthony Faingaa, Saia Faingaa, William Genia, AJ Gilbert, Brett Gillespie, James Hanson, Josh Holmes, Taniela Hoponoa, Jack Kennedy, Jack





Lam, Christian Lealiifano, Daniel Linde, Poutasi Luafutu, Ben Lucas, Phil Mathers, Patrick McCutcheon, Luke McLean, Jackson Mullane, David Pocock, Lachlan Rosengreen, Johnathan Salvi, Brett Stapleton, Lachlan Turner, Brando Vaaulu, Sam Wykes.

**Coaching & Management staff:**  
Phil Mooney (head coach), Mark Bell (assistant coach), Ben Whitaker (coaching and manger assistant), Brendan Morris (manager), Marty Hulme (strength & conditioning coordinator), Corey Cunningham (medical coordinator/doctor), Justin Wray (physiotherapist coordinator), Cameron Watson (physiotherapist).

## AUSTRALIAN RUGBY SHIELD

Pool 1	Pool 2
Darwin Mosquitoes	Melbourne Axemen
Queensland Country Heelers	Adelaide Black Falcons
NSW Country Cockatoos	Perth Gold
ACT & Southern NSW Vikings	Tassie Jack Jumpers

### ROUND ONE

**Saturday 6 May 2006**  
**NSW Country Cockatoos 51** (Dave Greig, Ross Duncan, Daniel Johnson, Gareth Williams, Elliot Tourle, Matt Panton, Pat Barrett tries; Josh Clift 4 cons, 2 pens; Elliot Tourle con) **defeated Darwin Mosquitoes 0.**

**ACT & Southern NSW Vikings 50** (Luke Gray 2, Ryan Evans, Josh Staniforth, Brendan O'Neill, Beau Mokotupu, Matt Hogan, Joel Russell; Josh Staniforth 5 cons) **defeated Queensland Country Heelers 12** (David Nolan, Che Anderson tries; Joe Adams con).

**Melbourne Axemen 56** (Todd Cornford 3, Darren Routene, Matt Beissel, Andrew Castleman, Michael Thompson, Andrew Brown, Caleb Stephenson tries; Michael Thompson 4 cons, pen) **defeated Tassie Jack Jumpers 8** (Paulo Saisoaa try; Kyle Holland pen).

### Sunday 7 May 2006

**Perth Gold 34** (Charlie Norcross 2, Blair Morris 2, Will Brock, Ryan Lenegan tries; Ryan Lenegan 2 cons) **defeated Adelaide Black Falcons 3** (Andrew Farquharson pen).

### ROUND TWO

#### Saturday 13 May 2006

**Perth Gold 86** (Charlie Norcross 4, Ryan Lenegan 3, Tim Ashman, Sean Ashton, Don Bailey, Joe Egan, Nathan Roberts, Ryan Symes, Ryan Tyrell tries, Charlie Norcross 8 cons) **defeated Tassie Jack Jumpers 0.**

**Queensland Country Heelers 29** (David Nolan 2, Shaun Richardson 2, Doug McNicholl tries, Fran Lando con, Afa Sauia con) **defeated Darwin Mosquitoes 17** (Evan Needham try, Matthew O'Brien 4 pens).

**ACT & Southern NSW Vikings 12** (Joel Russell, Josh Staniforth tries, Ben Johnston con) **defeated NSW Country Cockatoos 9** (Josh Clift 3 pens).

**Melbourne Axemen 31** (Todd Cornford, Scott Baker, Basil Api tries, Michael Breen 2 cons, 4 pens) **defeated Adelaide Black Falcons 20** (Tavita Raikiwasa, Tim Luff tries, Andrew Farquharson 2 pens).

### ROUND THREE

#### Saturday 20 May 2006

**ACT & Southern NSW Vikings 65** (Tim Cornforth 3, Joel Russell 2, Matt Hawke 2, John Collignon 2, Josh Staniforth tries; Josh Staniforth 3 cons, Ben Johnson

2 cons, pen, Ryan Evans con) **defeated Darwin Mosquitoes 15** (Neil Chapman, Robert Butcher tries; Robert Butcher con, pen)

**NSW Country Cockatoos 23** (Elliott Toule 2, David Greig tries; Josh Clift con, 2 pens) **defeated Queensland Country Heelers 17** (David Nolan try, Fran Lando 4 pens)

**Melbourne Axemen 30** (Michael Breen 2, Basil Api tries, Michael Breen 3 cons, 3 pens) **defeated Perth Gold 21** (Tyler Edwards, Leon Felton, Dwayne Grace tries, Charles Norcross 2 cons, Shaun Ashton con)

**Adelaide Black Falcons 49** (Tevita Raikiwasa 2, Ben Hamer, Gareth Brown, Andrew Plimer, Andrew Farquharson, Declan Scragg, Kina Tavui tries; Andrew Farquharson 3 cons, pen) **defeated Tassie Jack Jumpers 10** (Luke Niejelke try; Kyle Holland con, pen)

### SEMI FINAL

#### Saturday 27 May 2006

**ACT & Southern NSW Vikings 27** (Peter Kimlin, Mark Hughes Tim Cornforth tries; Ben Johnson 3 cons, 2 pens) **defeated Perth Gold 20** (Blair Morris, Will Brock tries; Ryan Lenegan 2 cons, pen; Charles Norcross pen).

**Melbourne Axemen 19** (Andrew Castleman try; Michael Thompson 4 pens, con) **defeated NSW Country Cockatoos 16** (Ross Duncan try; Josh Clift 3 pens, con).

### FINAL

#### Saturday 3 June 2006

**ACT & Southern NSW Vikings 36** (Josh Staniforth, Beau Mokotupu, Tim Cornforth, Adrien Clements, Peter Kimlin tries; Josh Staniforth 4 cons, Ben Johnston pen) **defeated Melbourne Axemen 10** (Moses Haukinima try; Michael Thompson con, pen).

## 2006 AUSTRALIAN RUGBY SHIELD TABLE



Pool 1	P	W	D	L	PF	PA	PD	BP	Pts
ACT & Southern NSW Vikings	3	2	0	0	127	36	91	2	14
NSW Country Cockatoos	3	2	0	1	83	29	54	2	10
QLD Country Heelers	3	1	0	2	58	90	-32	2	6
Darwin Mosquitoes	3	0	0	3	32	145	-113	0	0
Pool 2	P	W	D	L	PF	PA	PD	BP	Pts
Melbourne Axemen	3	3	0	0	117	49	68	1	13
Perth Gold	3	2	0	1	141	33	108	2	10
Adelaide Black Falcons	3	1	0	2	72	75	-3	1	5
Tassie Jack Jumpers	3	0	0	2	18	191	-173	0	0

W= Wins, D= Draws, L= Losses, PF= Points for, PA= Points Against, PD= Points Difference, BP= Bonus Points, PTS = Points.

## AUSTRALIAN UNDER 21S

IRB UNDER 21s WORLD CHAMPIONSHIP

CLERMONT FERRAND, FRANCE

Friday 9 June – Sunday 25 June 2006

### AUSTRALIA V SCOTLAND

#### Pool Match

Stade Darragon, Vichy  
Friday 9 June 2006

**Australia 18** [Anthony Faingaa, Caleb Brown, John Ulugia tries; Christian Lealiifano pen] **defeated Scotland 14** ((Ross Rennie try; David Blair 3 pens).

**Half-time:** Scotland 14-0

**Referee:** Tim Hayes (Wales)

**Australia:** Lloyd Jones, Digby Ioane, Tajhon Mailata, Lloyd Johansson (vc), Caleb Brown, Christian Lealiifano, Josh Holmes, Leroy Houston, Julian Salvi (c), Richard Stanford, Pat O'Connor, James Horwill, John Ulugia, Tatafu Polota-Nau (vc), Pekahou Cowan. Replacements: Geoff Abram, Jack Kennedy, Tom Hockings, David Haydon, Dominic Fuller, Anthony Faingaa, Liam Bibo.

### AUSTRALIA V FIJI

#### Pool Match

Stade Antonin Chastel, Thiers  
Tuesday 13 June 2006

**Australia 45** (Pek Cowan, Digby Ioane, Tajhon Malaita, Leroy Houston, Liam Bibo tries, Liam Bibo 4 cons, 4 pens) **defeated Fiji 20** (Andrew Durutalo, Jone Qovu Nailiko, Ratu Nawaku tries; Nawaku con, pen).

**Half-time:** Australia 16-10

**Referee:** Chris Pollock (New Zealand)

**Australia:** Caleb Brown, Liam Bibo, Tajhon Malaita, Lloyd Johansson, Digby Ioane, Christian Lealiifano, Dominic Fuller, Leroy Houston, Julian Salvi (c), Richard Stanford, Tom Hockings, Pat O'Connor, John Ulugia, Geoff Abram, Pekahou Cowan. Replacements: Saia Faingaa, Jack Kennedy, James Horwill, Michael Dan, David Haydon, Anthony Faingaa, Brando Vaaulu.

### AUSTRALIA V NEW ZEALAND

#### Pool Match

Stade Darragon, Vichy  
Saturday 17 June 2006

**Australia 21** (Josh Holmes 2 tries, Liam Bibo con, 3 pens) **defeated New Zealand 17** (Jeremy Thrush try; Stephen Brett 4 pens).



**Half-time:** Australia 13-11  
**Referee:** Tim Hayes (Wales)

**Australia:** Caleb Brown, Liam Bibo, Anthony Faingaa, Lloyd Johansson, Digby Ioane, Christian Lealiifano, Josh Holmes, Leroy Houston, Julian Salvi (c), Tom Hockings, James Horwill, Pat O'Connor, John Ulugia, Tatafu Polota-Nau, Pekahou Cowan. Replacements: Saia Faingaa, Jack Kennedy, Michael Dan, David Haydon, Dominic Fuller, Tajhon Malaita, Lloyd Jones.

### AUSTRALIA V FRANCE

#### Semi Final

Parc des Sports Marcel Michelin, Clermont – Ferrand  
Wednesday 21 June 2005

**France 32** (Florian Denos 2, Yian Fior 2, Yohan Montes tries, Lionel Beauxis 2 cons, pen) **defeated Australia 17** (Josh Holmes, Tatafu Polota-Nau tries, Liam Bibo 2 cons, pen).

**Half time:** Australia 17-12

**Referee:** Chris Pollock (New Zealand)

**Australia:** Caleb Brown, Liam Bibo, Anthony Faingaa, Lloyd Johansson, Digby Ioane, Christian Lealiifano, Josh Holmes, Leroy Houston, Julian Salvi (c), Michael Dan, James Horwill, Pat O'Connor, John Ulugia, Tatafu Polota-Nau, Pekahou Cowan. Replacements: Saia Faingaa, Jack Kennedy, Tom Hockings, David Haydon, Dominic Fuller, Tajhon Mailata, Lloyd Jones.

### AUSTRALIA V SOUTH AFRICA

#### 3rd Place Playoff

Parc des Sports Marcel Michelin, Clermont – Ferrand  
Sunday 25 June 2006

**New Zealand 39** (Lelia Masaga 2, Jamie MacKintosh, Stephen Brett, Alby Mathewson, Mikaele Tuu'u tries; Stephen Brett 3 cons, pen) **defeated Australia 36** (Geoff Abram, Josh Holmes, Anthony Faingaa, David Haydon, Tatafu Polota-Nau tries; Liam Bibo 4 cons, pen).

**Half-time:** Australia 24-18

**Referee:** Taizo Hirabayashi (Japan)

**Australia:** Caleb Brown, Liam Bibo, Lloyd Jones, Anthony Faingaa, Digby Ioane, Lloyd Johansson, Josh Holmes, Tatafu Polota-Nau (c), David Haydon, Michael Dan, James Horwill, Tom Hockings, John Ulugia, Geoff Abram, Pekahou Cowan. Replacements: Saia Faingaa, Jack Kennedy, Pat O'Connor, Dominic Fuller, Christian Lealiifano, Brando Vaaulu, Simon Greally.

### FINAL STANDINGS

- |                 |              |
|-----------------|--------------|
| 1. France       | 7. Argentina |
| 2. South Africa | 8. Wales     |
| 3. New Zealand  | 9. Fiji      |
| 4. Australia    | 10. Scotland |
| 5. England      | 11. Italy    |
| 6. Ireland      | 12. Georgia  |

### Coaching & Management staff:

Chris Hickey (head coach), Nick Scrivener (assistant coach), Bill Swain (manager), Angus Bathgate (medical officer), Ed Hollis (physiotherapist), Dirk Spits (strength & conditioning coordinator), Ben Whitaker (elite player development manager).



## DIVISION II AUSTRALIAN SCHOOLS CHAMPIONSHIP

Australian Rugby Football Schools Union

Division II Championships  
Geelong Grammar School, Corio, Victoria

Saturday 24 June – Thursday 29 June 2006

### Pool A

Western Australia, Lloyd McDermott Rugby Development Team, Northern Territory

### Pool B

Victoria, South Australia, Tasmania

### DAY ONE (SATURDAY 25 JUNE 2005)

**Victoria 42** (James Tupai 2, Jacques Joubert 2, Taumafai Komiti, Stephen Fepeuluuui, Taupine Apineru tries; Tomu Mataika 2 cons; Sefo Ioane pen) **defeated Lloyd McDermott Rugby Development Team 0.**

**Tasmania 29** (Jake Snepvangers 2, Wally Dare, Will Bibby, David Woulleman tries; Wally Dare 2 cons) **defeated South Australia 10** (Thomas Michael try; Will Sadler con, pen).

**Northern Territory 22** (Josai Vodo, Tom Whalley, Drew Tobin tries; Matthew O'Brien 2 cons, pen) **defeated Western Australia 19** (Callum Sauer, Matt Di Marco, Kyle Del Frate tries; Callum Sauer, Kyle Del Frate cons).

### DAY TWO (SUNDAY 26 JUNE 2005)

**Northern Territory 17** (Robert Butcher, Matthew O'Brien, Paddy Killen tries; Robert Butcher con) **defeated South Australia 12** (Isaac Nathan, Jacob Satala tries; Will Sadler con).

**Western Australia 47** (Dane Howlett-Petty 2, Darryn Van Wyk 2, Matt DiMarco 2, Nicky Savea, Kyle Del Frate tries; Dane Howlett-Petty 2 cons, Nicky Savea pen) **defeated Lloyd McDermott Team 7** (Taylor Christian try; Nathaniel Hampton-Olive con).

**Victoria 31** (Tyson Petaia, Tom Mataika, Daniel Yakopo, Tim Ridgway, Barry Faamausili tries; Tom Mataika 2, Sefo Ioane cons) **defeated Tasmania 0.**

### DAY THREE (TUESDAY 28 JUNE 2005)

**WA 22** (Dane Haylett-Petty, Matt Lovelady, Matt Di Marco, Sam Hienamenn tries; Matt Di

Marco con) **defeated Tasmania 6** (Wally Dare 2 pens).

**Northern Territory 22** (Eric Erickson, Robert Butcher, Elijah Vodo tries; Matthew O'Brien 2 cons, pen) **defeated Lloyd McDermott 14** (Joe Niki, Nathaniel Hampton-Olive tries; Joe Niki, Nathaniel Hampton-Olive 2 cons).

**Victoria 25** (Jacques Joubert, James Tupai, Michael Voka, Daniel Yakopo tries; Tom Mataika con, Sefo Ioane pen) **defeated South Australia 0.**

### DAY FOUR (THURSDAY 1 JULY 2004)

**Western Australia 36** (Ricky Unasa 2, Nico Reid, Dane Haylett-Perry, Dan Copson, Matt Di Marco tries; Ricky Unasa 2 cons, Nico Reid con) **defeated South Australia 7** (Lachlan Jones try; Will Sadler con)

**Lloyd McDermott Team 21** (Tyrone Thomas 2, Edgar Cowell tries; Daniel Randall 3 cons) **defeated Tasmania 10** (Will Bibby, Luke Wilcox tries)

### FINAL

**Victoria 32** (Fa'afitu Seu 2, Barry Faamausili, James Tupai, Michael Uoka, Taumafai tries; Sefo Ioane con) **defeated Northern Territory 19** (Matthew O'Brien, Elijah Vodo tries; Matthew O'Brien 3 pens).

**WINNER, CHARLES BLUNT TROPHY**  
Victoria

**RUNNERS UP, MERV ALLEN PLATE**  
Northern Territory

## NOVOTEL AUSTRALIAN SCHOOLS CHAMPIONSHIP

Australian Rugby Football Schools Union

Division I Championship

St Ignatius College,  
Riverview, Sydney

Tuesday 4 July – Sunday 9 July

### Pool A

NSW I, Queensland II,  
Combined States

### Pool B

Queensland I, NSW II, ACT

### DAY ONE (TUESDAY 4 JULY 2006)

**Queensland I 17** (Somi Pulu, Jonathan Wilder, Albert Anae tries; Jack Mullins con) **defeated Combined States 3** (Matthew O'Brien pen).

**Queensland II 20** (Kane Hollingsworth, Kerryn Blake, Kris Ward tries; Matt Toomua con, pen) **defeated NSW I 17** (Robert

Horne, Kurtley Beale, Jared Barry tries; Alistair Clifton con).

**NSW II 10** (Afusipa Taumoepeau try; Clark Andrews con, pen) **defeated ACT 3** (Ryan Bartley pen).

### DAY TWO (WEDNESDAY 5 JULY 2006)

**NSW I 42** (Kurtley Beale, Robert Horne, Malcolm Taylor, Andrew Barrett, Jason Ryan, Adam Campbell tries; Kurtley Beale 6 cons) **defeated ACT 10** (Patrick O'Ryan, Anthony Abel tries).

**NSW II 26** (Tom Norval, Lincoln Gutherson tries; Clarke Andrews 2 cons, 4 pens) **defeated QLD I 11** (Angus Leahy try; Luke Egan 2 pens).

**Queensland II 34** (Jesse Bogg, George Tambakis, Daniel Vineula, Phil Braban tries; Matt Toomua 4 cons, 2 pens) **defeated Combined States 8** (Darryn van Wyk try; Matthew O'Brien pen).

### DAY THREE (FRIDAY 7 JULY 2006)

**NSW II 21** (Brenden Vengoa, Waqabaca Vulawalu, Afusipa Taumoepeau tries; Clarke Andrews 3 cons) **defeated Queensland II 18** (Richard Kingi, Kane Hollingsworth tries; Jesse Mogg pen, con; Daniel Blakey pen).

**NSW I 28** (Robert Horne, Nathan Charles, Daniel Palmer, Giles Gluszenko tries; Alistair Clifton 3, Jason Ryan cons) **defeated Combined States 7** (Barry Fa'amausili try, Matthew O'Brien con).

**Queensland I 38** (Ben Tupuai, Rod Davies, Jonathan Ellis, Angus Leahy, Jonathan Wilder, Brent Hamlin, tries; Luke Evans 2 cons, Jonathan Wilder con, Jack Mullins cons) **defeated ACT 5** (Drew Buckley try).

### DAY FOUR (SUNDAY 10 JULY 2006)

**ACT 20** (Ashley West, Drew Buckley, Nikolaus Murray tries; Ashley West con, pen) **defeated Combined States 12** (Robert Butcher, James Tupai tries; Matthew O'Brien con).

**NSW I 34** (Robert O'Reilly 2, Kurtley Beale, Malcolm Taylor, Jeremy Sua tries; Kurtley Beale 3 cons, pen) **defeated Queensland I 7** (Ben Tapuai try; Jack Mullins con).

## CHAMPIONSHIP FINAL

Queensland II 14 (Matt Touma try; 3 pens) defeated NSW II 13 (Alfred Mafi try; Clarke Andrews 2 pens, con).

Winner BH 'Jika' Travers Shield – Queensland II

Winners Sir Edward 'Weary' Dunlop Trophy – New South Wales II

## NATIONAL WOMEN'S CHAMPIONSHIP

Macquarie University, Sydney  
4-7 July 2006

### DAY ONE, TUESDAY 4 JULY 2006

Victoria 7 (French try; Buretta con) defeated ACT 5 (Morgan try)

NSW Country 26 (Trethowan, Knight, Matthews, McGann tries; Thomas 3 cons) defeated Sydney A 0

Sydney 86 (Blazejewski 4, Fiaola 3, Frogley 3, Shaw 2, Sims, O'Hara tries; Pirie 6 cons, Frogley 2 cons) defeated National Indigenous 0

Queensland 72 (Vakalahi 2, Laidlaw 2, Boylan-Martin 2, Brown 2, Nunn 2, Sau tries; Donnelly 5 cons, pen, Faasee 2 cons) defeated South Australia 0

### DAY TWO, WEDNESDAY 5 JULY 2006

Sydney A 54 (Layt 3, Inamatu 2, Shoulder, Perrin, Lancaster, Aiken, Tauvao tries; Layt 2 cons) defeated South Australia 0



ACT 10 (Burrows, Williams tries) defeated National Indigenous 7 (Jordan try; Pickalla con)

Victoria 7 (Schulstad try; Buretta con) defeated Sydney 5 (Shaw try)

Queensland 13 (Nunn, Laidlaw tries; Donnelly con) defeated NSW Country 7 (McGann try; Thomas con)

### DAY THREE, FRIDAY 7 JULY 2006

7th v 8th Play Off: National Indigenous 12 (Morgan, Sutton tries; Pickalla con) defeated South Australia 10 (Fry, Madden tries)

5th v 6th Play Off: Sydney A 20 (Aiken, Hayati, Layt, Hills tries) defeated ACT 5 (Wilson try)

3rd v 4th Play Off: Sydney 24 (Ross, Frogley, Sims, Meskell tries; Pirie 2 cons) defeated NSW Country 14 (Watson, Thomas tries; Thomas 2 cons)

FINAL: Queensland 13 (Laidlaw try; Donnelly 2 pens, con) defeated Victoria 0

### FINAL STANDINGS

- |                |                        |
|----------------|------------------------|
| 1. Queensland  | 5. Sydney A            |
| 2. Victoria    | 6. ACT                 |
| 3. Sydney      | 7. National Indigenous |
| 4. NSW Country | 8. South Australia     |

## AUSTRALIAN SCHOOLBOYS

### AUSTRALIAN SCHOOLBOYS

#### JAPAN SCHOOL TOURS OF AUSTRALIA

Sunday, 27 July – Thursday, 3 August 2006

DATE	RESULT	VENUE
Thurs 27 July	Japan High Schools 56 defeated North Queensland High Schools 17	Townsville
Sun 30 July	Japan High Schools 53 defeated NSW Country High Schools 10	Gosford
Thurs 3 Aug	NSW Combined High Schools defeated Japan High Schools 27	Coogee Oval

#### TONGAN SCHOOL TOURS OF AUSTRALIA

Thursday, 10 August – Saturday 19 August 2006

DATE	RESULT	VENUE
Thurs 10 Aug	Tongan Under 18 22 defeated NSW Combined High Schools 19	Nepean Park, Sydney
Tues 15 Aug	Australia 'A' Schoolboys 22 defeated Tongan Under 18 0	Viking Park, Canberra
Sat 19 Aug	Australian Schoolboys 50 defeated Tongan Under 18 6	St Joseph's College, Sydney

#### AUSTRALIAN SCHOOLBOYS TOUR OF FIJI AND NEW ZEALAND

Monday 25 September – Tuesday 10 October

DATE	RESULT	VENUE
Wed 27 Sep	Australian Schoolboys 15 def Fiji Under 18 Selection 6	Suva Grammar School, Fiji
Sat 30 Sep	Australian Schoolboys 10 def Fiji National Under 18 3	Churchill Park, Lautoka, Fiji
Tues 3 Oct	Hurricane Schools 30 def Australian Schoolboys 10	Wellington, New Zealand
Fri 6 Oct	Australian Schoolboys 68 def Bay of Plenty Under 18 3	Rotorua, New Zealand
Tues 10 Oct	New Zealand Schools 18 def Australian Schoolboys 8	Auckland Grammar, New Zealand



## AUSTRALIAN WALLAROOS

2006 IRB WOMEN'S  
RUGBY WORLD CUP  
EDMONTON, CANADA

31 August – 17 September 2006

### AUSTRALIA V SOUTH AFRICA

#### Pool Match

St Albert Rugby Football Club,  
Edmonton

Thursday, 31 August 2006

**Australia 68** (Ruan Sims 4, Tricia Brown 3, Tobie McGann 2, Kate Porter tries; McGann 3 cons, 1 pen; Kelli Donnelly 3 cons, 1 pen) **defeated South Africa 12** (Zolisa Noxeke, Mandisa Williams tries; Marijke Nel con).

**Australia:** Tobie McGann, Ruan Sims, Lisa Fiaola, Rebecca Anderson, Tricia Brown, Cheryl Soon (vc), Rachelle Pirie, Tasileta Bethell, Alexandra Hargreaves, Kim Wilson (vc), Alicia Frost, Kate Porter, Vanessa Bradley, Selena Worsley (c), Lindsay Morgan.

**Reserves:** Kelli Donnelly, Kelly Ross, Rebecca Trethowan, Se'ei Sa'u, Louise Burrows, Silei Poluleuligaga, Iliseva Batisbasaga.

### AUSTRALIA V FRANCE

#### Pool Match

Ellerslie Rugby Park, Edmonton  
Monday 4 September, 2006

**France 24** (Catherine Devilliers 2, Delphine Plantet, Dalila Boukerma tries; Estelle Sartini 2 cons) **defeated Australia 10** (Kim Wilson try; Tobie McGann con, pen)

**Australia:** Tobie McGann, Ruan Sims, Lisa Fiaola, Rebecca Anderson, Tricia Brown, Cheryl Soon (vc), Alana Thomas, Tasileta Bethell, Alexandra Hargreaves, Paige Butcher, Alicia Frost, Kate Porter, Vanessa Bradley, Selena Worsley (c), Lindsay Morgan.

**Reserves:** Kelly Ross, Kelli Donnelly, Silei Poluleuligaga, Kim Wilson (vc), Rebecca Trethowan, Louise Burrows, Iliseva Batisbasaga

### AUSTRALIA V USA

#### Pool Match

St Albert Rugby Football Club,  
Edmonton

Friday, 8 September 2006

**USA 10** (Jen Crouse, Pam Kosanke tries) **defeated Australia 6** (Tobie McGann 2 pens).

**Australia:** Tobie McGann, Lee Fata, Lisa Fiaola, Ruan Sims, Tricia Brown, Rachelle Pirie, Cheryl Soon (vc), Tasileta Bethell, Selena Worsley (c), Kate Porter, Kelly Ross, Alicia Frost, Vanessa Bradley, Silei Poluleuligaga, Lindsay Morgan.

**Reserves:** Rebecca Anderson, Kelli Donnelly, Paige Butcher, Louise Burrows, Alex Hargreaves, Kim Wilson (vc), Iliseva Batisbasaga.

### AUSTRALIA V USA

#### 6th v 7th Playoff

St Albert Rugby Football Club,  
Edmonton

Tuesday, 12 September 2006

**USA 29** (Ellie Karvoski 3, Tina Nesberg 2 tries; Pam Kosanke 2 cons) **defeated Australia 12** (Tricia Brown, Selena Worsley tries; Tobie McGann con).

**Australia:** Kelli Donnelly, Ruan Sims, Lisa Fiaola, Rebecca Anderson, Tricia Brown, Tobie McGann, Cheryl Soon (vc), Alex Hargreaves, Selena Worsley (c), Kim Wilson (vc), Kelly Ross, Alicia Frost, Vanessa Bradley, Louise Burrows, Lindsay Morgan.

**Reserves:** Tasileta Bethell, Alana Thomas, Rebecca Trethowan, Annette Finch, Kate Porter, Lito Fata, Iliseva Batisbasaga.

### AUSTRALIA V IRELAND

#### 7th Place Playoff

Ellerslie Rugby Park, Edmonton  
Saturday, 16 September, 2006

**Australia 18** (Tricia Brown, Selena Worsley tries; Alana Thomas con, 2 pens) **defeated Ireland 14** (Jean Lonergan, Tania Rosser tries; Grace Davitt 2 cons).

**Australia:** Tobie McGann, Ruan Sims, Lisa Fiaola, Rebecca Anderson, Tricia Brown, Alana Thomas, Cheryl Soon (vc), Tasileta Bethell, Selena Worsley (c), Paige Butcher, Kelly Ross, Alicia Frost, Louise Burrows, Silei Poluleuligaga Lindsay Morgan.

**Reserves:** Se'ei Sa'u, Alex Hargreaves, Kim Wilson (vc), Kate Porter, Iliseva Batisbasaga, Rachelle Pirie, Kelli Donnelly.

## FINAL STANDINGS

- |                |                  |
|----------------|------------------|
| 1. New Zealand | 7. Australia     |
| 2. England     | 8. Ireland       |
| 3. France      | 9. Spain         |
| 4. Canada      | 10. Samoa        |
| 5. USA         | 11. Kazakhstan   |
| 6. Scotland    | 12. South Africa |

### Coaching & Management Staff:

Steve Hamson (head coach), John Manenti (assistant coach), Mark Rowe (team manager), Dr Maja Markovic (team doctor), Simonne Spooner (physiotherapist), Brynley Abad (strength & conditioning coach), Shirley Russell (logistics assistant).

## NATIONAL INDIGENOUS U16 CHAMPIONSHIP

Tallebudgera Outdoor Recreation Centre, North Palm Beach QLD  
Saturday 29 – Monday 31 July 2006.

### DAY ONE (SUNDAY 30 JULY)

News South Wales 43 defeated Northern Territory 0

South East Queensland 15 defeated North Queensland 7

South East Queensland 22 defeated Northern Territory 7

New South Wales 19 defeated North Queensland 10

South East Queensland 12 defeated New South Wales 7

North Queensland 32 defeated Northern Territory 5

### DAY TWO (MONDAY 31 JULY)

#### 3rd Place Play-off

**North Queensland 28** (Patrick Dargen, Clargie Saltmere, Chyston Bowen, Clifton Friday tries; Curtis Taylor 4 cons) **defeated Northern Territory 0.**

### FINAL

**New South Wales 15** (Dale Roberts, Jason Haidler, Jason Davies tries) **defeated South East Queensland 5** (Lincoln Bowman try).

## FINAL STANDINGS

- |                          |                       |
|--------------------------|-----------------------|
| 1. New South Wales       | 3. North Queensland   |
| 2. South East Queensland | 4. Northern Territory |

## NATIONAL UNDER 16 CHAMPIONSHIP

St Ignatius College, Riverview,  
New South Wales  
2–6 October 2006

### Division One

NSW Schools, Sydney Juniors,  
Queensland Red, Queensland  
White, NSW Country, Western  
Australia, ACT, Victoria

### Division Two

South Australia, Northern Territory,  
Tasmania, National Indigenous

## DAY 1 (MONDAY 2 OCTOBER 2006)

### Division One

**NSW Schools 55** (Cameron Mitchell  
2, James Swan, Mailie Latukefu,  
Fine Moeakiola, David Tautaioluefu,  
Watson Namoa, David Karamanis,  
Richard Casali tries; Mitchell 5  
cons) **defeated Victoria 0**.

**Queensland Red 47** (Jonathan Lance  
2, James O'Connor 2, Aidan Toua 2,  
Joseph Tomane tries; Matt Toomua  
6 cons) **defeated Western Australia  
7** (Ben Baker try; George Salter con).

**Sydney Juniors 15** (Phil Wagener,  
Roger Langi tries, Shaun Treweek  
con, pen) **defeated ACT 12**  
(Tyler Stevens, Sean Connochie  
tries, Brendan Taueki con).

**Queensland White 16** (Matt  
Arvier, Michael Lynagh tries; Dan  
Wilson 2 pens) **defeated NSW  
Country 13** (Morgan Forrest try;  
Jason Hopkins con, 2 pens).

### Division 2

**National Indigenous 31** (Shawn  
Orcher 2, James Nona, Patrick  
Dargan, John Whittle tries; Steven  
Riley 3 cons) **defeated South  
Australia 20** (Chris Seutini,  
Jack Campion tries; Tau-Cori  
Tamakehu 2 cons, 2 pens).

**Tasmania 18** (Dean Wallace,  
Michael Whyte tries; Whyte con, 2  
pens) **defeated Northern Territory  
15** (Elijah Vodo-Rasova 3 tries).

## DAY 2 (WEDNESDAY 4 OCTOBER 2006)

### Division One

**NSW Country 24** (Jason Hopkins  
3, Mitchell Robinson tries; Dominic  
Bower 2 cons) **defeated Western  
Australia 3** (George Salter pen).

**Queensland Red 26** (Joseph  
Tomane, Josh Poplawski, Jonathan  
Lance, James O'Connor tries;  
Matt Toomua 3 cons) **defeated  
Queensland White 8** (Michael  
Lynagh try; Dan Wilson pen).



**Victoria 12** (Jeremy Nelson, Lua  
Saia tries; Rodney Esekia con)  
**defeated ACT & SNSW 0**.

**NSW Schools 13** (Fine Moeakiola,  
Tim Bennets tries; Moeakiola pen)  
**defeated Sydney Juniors 10** (Sam  
Wilson try; Shaun Treweek con, pen).

### Division Two

**National Indigenous 41** (James  
Nona 2, Nathan Thompson 2,  
Brett Watts, Chastyn Bowen,  
Lincoln Bowman tries; Steven  
Riley 3 cons) **defeated Tasmania  
3** (Andrew Ryan pen).

**South Australia 44** (Ryan Tromans  
3, Tau-Cori Tamakehu, Thomas  
Annets, Chris Seutini, Joshua  
Kingi tries; Tamakehu 3 cons, pen)  
**defeated Northern Territory 0**.

## DAY 3 (FRIDAY 6 OCTOBER 2006)

### Division One

**NSW Schools 10** (Ben James  
try; Fine Moeakiola con, pen)  
**defeated Queensland Red  
6** (Matt Toomua 2 pens).

**Queensland White 18** (Luke  
Hawkins, Lachlan Creighton  
tries; Dan Wilson con, pen Luke  
Hawkins pen) **defeated Sydney  
Juniors 5** (Tom Burton try).

**NSW Country 19** (Jason Hopkins,  
Dominic Bower, Jay Strachan  
tries; Hopkins 2 cons) **defeated  
Victoria 12** (Rodney Esekia,  
Jeremy Nelson tries, Esekia con).

**ACT & SNSW 15** (Tyler Stevens,  
Mick McDermott, Phoenix  
Battye tries) **drew with Western  
Australia 15** (Alex Rovira 2 tries;  
George Salter con, pen).

### Division Two

**South Australia 34** (Robert  
Hembrow, Jack Cook, Jack Campion,  
Timi Tapara, Jack Macklin tries,  
Tau-Cori Tamakehu 3 cons, pen)  
**defeated Tasmania 17** (Liam James,  
Saul Lopa tries; Trent Gutteridge  
con, pen, Andrew Ryan con).

**National Indigenous 72** (Chastyn  
Bowen 3, James Nona 2, Steven  
Riley, Shawn Wauchope, Brett Watts,  
Roderick Whittle, Shawn Orcher,  
Jason Haidar, Chris Kirby tries, Nona  
3 cons, Bowen 2 cons, Riley con)  
**defeated Northern Territory 0**.

## AWARD WINNERS

Winner of Rod Macqueen  
Shield (Division One Champion)  
– **NSW Schools**

Winner of Nick Farr-Jones  
Shield (Division One Repechage  
Winner) – **NSW Country**

Winner of John Eales Shield  
(Division Two Champion)  
– **National Indigenous**

## FINAL STANDINGS

### Division One

- |                     |                      |
|---------------------|----------------------|
| 1. NSW Schools      | 5. NSW Country       |
| 2. Queensland Red   | 6. Victoria          |
| 3. Queensland White | 7. ACT & SNSW        |
| 4. Sydney Juniors   | 8. Western Australia |

### Division Two

- |                        |                       |
|------------------------|-----------------------|
| 1. National Indigenous | 3. Tasmania           |
| 2. South Australia     | 4. Northern Territory |



## AUSTRALIAN PRIME MINISTER'S XV V JAPAN

Saturday 4 November 2006  
Prince Chichibunomiya Memorial Rugby Ground, Tokyo

**Prime Minister's XV 61** (Caleb Brown 2, Peter Hynes, Junior Pelesasa, John Roe, David Croft, Francis Fainifo, Lloyd Johansson, Peter Hewat tries; Peter Hewat 7 cons, Julian Huxley 1 con) **defeated Japan 19**.

**Australia:** Gareth Hardy, Adam Freier, Ben Coutts, Will Caldwell, Pat O'Connor, Richard Brown, David Croft, John Roe (c), Matt Henjak, Daniel Halangahu, Caleb Brown, Junior Pelesasa, Julian Huxley (vc), Peter Hynes, Peter Hewat. Reserves: Sean Hardman, John Ulugia, Luke Doherty, Julian Salvi, Nic Berry, Lloyd Johansson, Francis Fainifo

## AUSTRALIA A

### AUSTRALIA A V FIJI

Adelaide Oval, Adelaide  
Friday, 14 July 2006

**Australia A 47** (Cameron Shepherd 3, Digby Ioane 3, Adam Ashley-Cooper tries, Cameron Shepherd con, 2 pens, Josh Valentine con, Sam Norton-Knight con) **defeated Fiji 18** (Luveitasau Mosese, Akapusi Qera, Jeremaia Tuilevu tries, Jo Tora pen).

**Half time:** Australia A 23-3.  
**Referee:** Brett Bowden (Australia)  
**Crowd:** 6174

**Australia A:** Benn Robinson, Stephen Moore, Nic Henderson, Alister Campbell (c), James Horwill, Mitchell Chapman, Richard Brown, Wycliff Palu, Josh Valentine, Sam Norton-Knight, Drew Mitchell, Gene Fairbanks, Scott Staniforth (vc), Digby Ioane, Cameron Shepherd. Reserves: James McCormack, Matt Dunning, Will Caldwell, David Croft, Josh Holmes, Morgan Turinui, Adam Ashley-Cooper.

### AUSTRALIA A V FIJI

Olympic Park, Melbourne  
Saturday, 22 July 2006

**Australia A 80** (Drew Mitchell 3, Cameron Shepherd 2, John Roe 2, Digby Ioane, Ben Tune, Wycliff Palu, David Croft tries, pen try; Cameron Shepherd 10 cons) **defeated Fiji 9** (Jo Tora 3 pens).

**Half time:** Australia 35-9  
**Referee:** Paul Marks (Australia)  
**Crowd:** 6,334

**Australia A:** Al Baxter, Stephen Moore, Rodney Blake, Will Caldwell, James Horwill, John Roe (c), Richard Brown, Wycliff Palu, Josh Holmes, Sam Norton-Knight, Adam Ashley-Cooper, Gene Fairbanks, Ben Tune, Digby Ioane, Cameron Shepherd. Reserves: James McCormack, Matt Dunning, Mitchell Chapman, David Croft, Brett Sheehan, Morgan Turinui, Drew Mitchell.

### AUSTRALIA A V OSPREYS

Liberty Stadium, Swansea, Wales  
Wednesday, 1 November 2006

**Ospreys 24** (Barry Williams, Richard Mustoe tries; Shaun Connor con, 3 pen goals, drop goal) **defeated Australia A 16** (Adam Ashley-Cooper try; Cameron Shepherd con, 3 pen goals) at.

**Half-time:** 13-13  
**Referee:** Andrew Small  
**Crowd:** 20,520.

**Australia A:** Nic Henderson, Tatafu Polota-Nau, Guy Shepherdson, Al Campbell, James Horwill, Hugh McMeniman, George Smith (c), David Lyons, Brett Sheehan, Mark Gerrard (vc), Morgan Turinui, Gene Fairbanks, Adam Ashley-Cooper, Scott Staniforth, Cameron Shepherd. Reserves: Stephen Moore, Benn Robinson, Mark Chisholm, Stephen Hoiles, Josh Valentine, Mat Rogers, Clyde Rathbone.

### AUSTRALIA A V IRELAND A

Thomond Park, Limerick, Ireland  
Wednesday, 15 November 2006

**Australia A 24** (Adam Ashley-Cooper, Morgan Turinui, Scott Staniforth tries; Cameron Shepherd 3 cons, pen goal) **defeated Ireland A 17** (Luke Fitzgerald try; Jeremy Staunton 4 pen goals)

**Half-time:** Ireland A 11-3  
**Referee:** Andrew Small (England)  
**Crowd:** 5,000 approx.

**Australia A:** Benn Robinson, Tai Mclsaac, Rodney Blake, Al Campbell (c), James Horwill, Scott Fava, Stephen Hoiles, David Lyons, Brett Sheehan, Mark Gerrard, Drew Mitchell, Scott Staniforth, Morgan Turinui (vc), Adam Ashley-Cooper, Cameron Shepherd. Reserves: Tatafu Polota-Nau, Nic Henderson, Mitchell Chapman, George Smith, Josh Valentine, Gene Fairbanks, Clyde Rathbone.

### AUSTRALIA A V SCOTLAND A

McDiarmid Park, Perth, Scotland  
Tuesday, 21 November 2007

**Australia A 44** (Rodney Blake 2, Drew Mitchell 2, Cameron Shepherd, Brett Sheehan tries; Shepherd 4 cons, 2 pen goals) **defeated Scotland A 20** (Graeme Morrison, Scott Lawson, Rory Lamont tries; Gordon Ross con, pen).

**Half-time:** Australia A 18-3  
**Referee:** Rob Debney (England)  
**Crowd:** 8,000 approx

**Australia A:** Nic Henderson, Tatafu Polota-Nau, Rodney Blake, James Horwill, Mitchell Chapman, Scott Fava, Stephen Hoiles, David Lyons (vc), Brett Sheehan, Mat Rogers, Drew Mitchell, Gene Fairbanks, Morgan Turinui (c), Adam Ashley-Cooper, Cameron Shepherd. Reserves: Tai Mclsaac, Al Baxter, Mark Chisholm, Wycliff Palu, Josh Valentine, Mark Gerrard, Clyde Rathbone.



Ashley Selwood, General Manager  
Corporate Services

## CORPORATE SERVICES

The Corporate Services Department had one major change during the year with the appointment of Nick Weeks as Legal Counsel. It was agreed the Legal function should now have a direct report to the CEO.

Accordingly, Nick was appointed Head of Legal in June 2006 and now reports directly to Gary Flowers.

The ongoing theme of the Corporate Services Department remains similar to 2005; that is, to provide a customer-oriented approach to the other units of the ARU, the Board of Directors and all stakeholders of rugby in Australia.

With the removal of the Legal function from Corporate Services, the structure of the Department is now as follows:

**General Manager:** Ashley Selwood  
**Finance:** Megan Snape  
**Employee Services:** Mark Roberts  
**IT:** Andrew Demery  
**Travel:** Jo-Anne Ashby

Each of these functions has its own objectives and work plans which factor back to those of the Department. Although a disparate group of functions, there is an overall requirement of service and support for the organisation and its stakeholders.

### FINANCE

As reported last year, the Finance function is headed by Megan Snape, who has now been with us for just over one year. Megan has spent the past 12 months bedding down a number of issues in the Finance area, reviewing systems and establishing new reporting protocols for the benefit of all parties concerned. She has an energetic team working with her and results to date have been quite encouraging. As well as managing the ARU Finance function, the Finance team also provides services to the Victorian and the Northern Territory Rugby Unions and is also considering doing something similar for the Tasmanian Rugby Union. This shared services model provides a benefit to all parties concerned as well as creating conformity of reporting across the board.

### EMPLOYEE SERVICES

As reported in previous years, the Employee Services function, previously called Human Resources, is an area that effectively covers its own costs. Due to the requirements to provide recruitment services to the organisation, this department being in-house has reduced the costs of outsourcing such a service. On top of this, Employee Services provides an updated review of all Human Resources policies and also other related policies with respect to the operation of the organisation. Aply led by Mark Roberts, the team has also provided services to other Unions including Western Australia, Queensland and Victoria, particularly in 2007.

Unfortunately, Mark Roberts has decided to move on to greener pastures and will be leaving the organisation in the month following this report. We wish Mark all the best for the future as he has achieved some outstanding results in his time with the ARU.

### IT

The IT function continues to manage an incredibly busy and demanding part of the ARU's infrastructure. The support for Customer Relationship Management (CRM) has put pressures on the role of the individuals in this area. During the year, the organisation was required to move offices on two occasions; firstly, temporarily to the city and then finally to the St Leonards offices. This created incredible pressure on the IT team in moving the offices over a very short period of time. The fact that in both cases there was a minimum of disruption, both internally and externally, goes to show the incredible work and dedication put in by the team. The challenge for IT in the future is to continue to manage an ever growing environment, improve



## “The ongoing theme of the Corporate Services Department remains similar to 2005; that is, to provide a customer-oriented approach to the other units of the ARU, the Board of Directors and all stakeholders of rugby in Australia.”

our online capacity and service the CRM environment, as well as maintain in-house desktop support for the organisation. Ably led by Andrew Demery, the team puts in the required effort to manage all of these particular functions. Congratulations to the department on a job well done in a very difficult year.

### TRAVEL

This particular part of the business provides continuing service to the organisation in a way that is sometimes not seen at the forefront of our operations. However, without this valuable service, teams would not appear on rugby fields, Boards would not meet when required, and other very important functions could not be performed. During the course of the year, as well as managing the annual requirements of the Wallabies, Australia A, Under 21s, Under 19s, Sevens, Women and staff, the Travel area, led by Jo-Anne Ashby, also managed an expanded programme for the Wallabies as well the re-introduced mid-year Australia A programme. In 2007, this challenge will increase with the advent of the Adelaide Sevens in April and the inaugural Australian Rugby Championships in August. In 2006, well over \$7m of travel and accommodation was organised by this area, as well providing services to Inbound Teams. As mentioned in last year's report, the challenge for this team going forward is to continue to manage this ever increasing high demand whilst needing to maintain and improve the operational efficiencies required to minimise costs.

### FINANCIAL RESULTS FOR THE YEAR

The Statutory Financial Statements are attached to this report as per normal reporting requirements.

As mentioned in the past, it is sometimes more appropriate to provide further information as a means of better explaining the results for the year. As members would be aware, the last three year's financials have been affected by the Rugby World Cup 2003 Legacy Funding. This was an amount of \$18m allocated by the Board in 2004 out of the RWC 2003 surplus for the benefit of several strategic projects over the period. As this expenditure had to be brought to account as it was spent, the results for each of the years 2004, 2005 and 2006 have shown large deficits. The 2006 financial year is the last year of these projects and hence future years' results will not be affected by this expenditure.

The following table shows more clearly the result from the year:

	(\$'000)
Revenue	79,140
Expenditure	71,423
Surplus before Allocations	7,717
Allocations to Member Unions	7,254
Surplus for the Year	463
RWC Legacy Funding	6,802
Reported Deficit	(6,339)

Therefore, the surplus for the year was \$463,000 and although less than the surplus of 2005 (\$2.2m), it was \$150,000 greater than Budget, hence representing an excellent result for the year.

The Allocations to Members totalled more than \$10.2m when including the amounts from the RWC Legacy Programmes. This again is a record figure and shows good financial stewardship by the Board and Management in a more difficult financial environment.

The Capital Management position of the Union has improved to be just under \$23m which is also much higher than the expectations

set at the end of RWC 2003. This Capital Management position was enhanced by the ability to bring all of the Deferred Revenue from the initial Wallaby 1st capital proceeds to account through the Retained Earning of the Union in 2006.

Therefore, the Capital Management position of the Union is in good shape being almost \$2.5m more than expectations established in 2004.

### THE FUTURE

There is no doubt the financial future of the Union is under pressure. Flattening and inconsistent revenue streams matched with continual demand on increasing expenditure creates an environment of increased financial prudence and control. The proposed Fundamental Business Review to be undertaken by the Board will go some of the way to designing the appropriate structure for rugby in this country and in the future. This redesign must and will also create opportunities for financial synergies and improvements. These synergies and improvements are absolutely vital for the future of our game.

# ARU BOARD

For the year ended 31 December 2006

## DIRECTORS



**Ron Graham**  
*Chairman*

Non-Executive Director Ron has been a Director since February 2000 and was appointed Chairman in December 2005. He is also Chairman of the Human Resource Committee and the Board Nomination Committee. Ron is a former Chairman and President of New South Wales Rugby Union and a Wallaby, having played 18 Tests during the 1970s. He is Managing Partner of an international executive search firm.



**Michael (Mike) Brown B.E (Hons) BSc MIEAust CPEng**  
*Non-Executive Director*

Mike joined the Board in April 2005 and is a Member of the Governance and Policy Committee, the Board Nominations Committee and the Board Audit Committee. He is a Civil Engineer with 32 years experience in the Building and Construction Industry. Mike is Chairman of the Rugby Youth Foundation and a former Director of New South Wales Rugby Union.



**Robert (Bob) Dalziel**  
*Non-Executive Director*

Bob joined the Board in June 2006. He has a marketing background, as well as significant retail, logistics and merchandising experience. He has held Managing Director positions within the Coles Myer Limited group. Bob's most recent executive position was as Chief Executive Officer of Mayne Nickless Limited. Bob is Patron of the Victorian Schools Rugby Union and a Member of the Australian Schoolboys Rugby Foundation. Bob is Chairman of Loscam Limited, Pacific Apparel Solutions, Harris Scarfe Limited and is a Director of Angus & Coote Holdings Limited.



**Gary Flowers B.Comm, LLB, FAICD (Order of Merit)**  
*Chief Executive Officer*

Gary was appointed Managing Director & CEO in June 2004 and is a Member of the Board Nominations Committee. He is also one of the Australian Rugby Union's Councillors on the International Rugby Board Council and CEO of the SANZAR UJV. Prior to joining the Australian Rugby Union, Gary was Managing Partner of one of Australia's leading national law firms, Sparke Helmore.



**Travis Hall**  
*Non-Executive Director*

Travis has been a Director since December 2003. He is appointed by the Rugby Union Players' Association and is a Member of Audit and Compliance Committee. Travis is Chairman of the "John Eales Medal" Committee and was a member of the Brumbies and Waratahs squads from 1998 to 2003.



**Terence (Terry) Jackman**  
*Non-Executive Director*

Terry joined the Board in April 2006 and is a Member of the Board Audit Committee. He is currently Chairman of the Sunland Group and Director of Prime Television. He is the proprietor of Pacific Cinemas, one of the largest privately owned cinema companies in the country. Terry was instrumental with the founding, 10 years ago, of the Gold Coast Breakers. This team has been influential in the growth of rugby on the Gold Coast.



**Richard (Rick) Lee BE(Chem.) MA(Oxon.)**  
*Non-Executive Director*

Rick joined the Board in June 2006 and is a Member of the Human Resource Committee. He is a Rhodes Scholar, started his career in marketing and finance and is an experienced investment banker and company director. He was CEO of Rothschild in Australia for nine years. He has significant international experience and has a keen interest in rugby.

Rick is currently Chairman of Salmat Limited and Inteq Limited, Deputy Chairman of Ridley Corporation Limited and is a Director of CSR Limited and Cash Services Australia Pty Ltd.



**Peter McGrath LLB, FAPI MAICD**  
*Non-Executive Director*

Peter has been a Director since April 2005 and is Chairman of Governance and Policy Committee and a Member of the Human Resource Committee. He is a solicitor and the Managing Partner of Chamberlains Law Firm in Canberra and has been a Partner for 11 years. Peter is a Member of the Law Society of the ACT and Vice President of the ACT Division of the Australian Property Institute.



**David Usasz B.Com, FCA**  
*Non-Executive Director*

David has been a Director since April 2005 and is Chairman of Audit and Compliance Committee and a Member of the Board Nominations Committee. He was a Director of Queensland Rugby Union and he has been a Director of the Reds Rugby College since its inception in 1997. David has been a Partner of PricewaterhouseCoopers since 1987 and was National Director of Corporate Finance Australasia for six years.



**Ben Kehoe B.A. Grad. Dip Bus Admin FAICD**  
*Non-Executive Director*

Ben joined the Board in April 2004. He is a management consultant and a former Chairman and Director of Queensland Rugby Union from 1997 to 2005 and the current Chairman of Imaginot Pty Ltd. Ben resigned in April 2006.



**Dilip Kumar**  
*B.Bus. OPM (Harvard)*  
*Non-Executive Director*

Dilip joined the Board in July 2000 and was a Member of the Human Resource Committee. Dilip was Chairman of New South Wales Rugby Union from 2002-2005 and Chairman of the Australian Rugby Union from April 2005 to December 2005. He was also one of Australian Rugby Unions Councillors to the International Rugby Board in 2004 and 2005. Dilip resigned in March 2006.



**Robin Thomson**  
*Non-Executive Director*

Robin joined the Board in April 2005 and was a Member of Governance and Policy Committee. He is a solicitor and past Chairman and Vice-President of the Queensland Rugby Union. Robin was a Director of the Reds Rugby College from its inception in 1997 until 2000. Robin resigned in April 2006.

## COMPANY SECRETARY



**Ashley Selwood B.Bus, MBA, Grad. Dip. Corp. Gov., FCPA, ACIS**

Ashley was appointed Company Secretary in May 1998 and has held the position since that time following a similar appointment at the Queensland Rugby Union. Ashley is a member of Chartered Secretaries Australia.





# FINANCIAL REPORT

For the year ended 31 December 2006



# CONTENTS

DIRECTORS' REPORT	3
LEAD AUDITOR'S INDEPENDENCE DECLARATION	6
INCOME STATEMENT	7
STATEMENT OF RECOGNISED INCOME AND EXPENSE	8
BALANCE SHEET	9
STATEMENT OF CASHFLOWS	10
NOTES TO THE FINANCIAL STATEMENTS	11
DIRECTORS' DECLARATION	26
INDEPENDENT AUDIT REPORT	27



# DIRECTORS' REPORT

For the year ended 31 December 2006

The directors of Australian Rugby Union Limited ('the Company') submit herewith their report together with the financial report of the Company for the year ended 31 December 2006 and the Auditor's report thereon.

In order to comply with the provisions of the Corporations Act 2001 the Directors report is as follows:

## 1. DIRECTORS

The names and particulars of the Directors who held office at any time during or since the end of the financial year are:

### Ron Graham

*Chairman*

*Non-Executive Director*

Ron has been a Director since February 2000 and was appointed Chairman in December 2005. He is also Chairman of the Human Resource Committee and the Board Nomination Committee. Ron is a former Chairman and President of New South Wales Rugby Union and a Wallaby, having played 18 test during the 1970s. He is Managing Partner of an international executive search firm.

### Michael (Mike) Brown

*B.E (Hons) BSc MIEAust CPEng*

*Non-Executive Director*

Mike joined the Board in April 2005 and is a Member of the Governance and Policy Committee, the Board Nominations Committee and the Board Audit Committee. He is a Civil Engineer with 32 years experience in the Building and Construction Industry. Mike is Chairman of the Rugby Youth Foundation and a former Director of New South Wales Rugby Union.

### Robert (Bob) Dalziel

*Non-Executive Director*

Bob joined the Board in June 2006. He has a marketing background, as well as significant retail, logistics and merchandising experience. He has held Managing Director positions within the Coles Myer Limited group. Bob's most recent executive position was as Chief Executive Officer of Mayne Nickless Limited. Bob is Patron of the Victorian Schools Rugby Union and a Member of the Australian Schoolboys Rugby Foundation. Bob is Chairman of Loscam Limited, Pacific Apparel Solutions, Harris Scarfe Limited and is a Director of Angus & Coote Holdings Limited.

### Gary Flowers

*B.Comm, LLB, FAICD (Order of Merit)*

*Chief Executive Officer*

Gary was appointed Managing Director and CEO in June 2004 and is a Member of the Board Nominations Committee. He is also one of the Australian Rugby Union's Councillors on the International Rugby Board Council and CEO of the SANZAR UJV. Prior to joining the Australian Rugby Union, Gary was Managing Partner of one of Australia's leading national law firms, Sparke Helmore.

### Travis Hall

*Non-Executive Director*

Travis has been a Director since December 2003. He is appointed by the Rugby Union Players Association and is a Member of Audit and Compliance Committee. Travis is Chairman of the "John Eales Medal" Committee and was a member of the Brumbies and Waratahs squads from 1998 to 2003.

### Terence (Terry) Jackman

*Non-Executive Director*

Terry joined the Board in April 2006 and is a Member of the Board Audit Committee. He is currently Chairman of the Sunland Group and Director of Prime Television. He is the proprietor of Pacific Cinemas, one of the largest privately owned cinema companies in the country. Terry was instrumental with the founding, 10 years ago, of the Gold Coast Breakers. This team has been influential in the growth of rugby on the Gold Coast.

### Richard (Rick) Lee

*BE(Chem.) MA(Oxon.)*

*Non-Executive Director*

Rick joined the Board in June 2006 and is a Member of the Human Resource Committee. He is a Rhodes Scholar, started his career in marketing and finance and is an experienced investment banker and company director. He was CEO of Rothschild in Australia for nine years. He has significant international experience and has a keen interest in rugby. Rick is currently Chairman of Salmat Limited and Inteq Limited, Deputy Chairman of Ridley Corporation Limited and is a Director of CSR Limited and Cash Services Australia Pty Ltd.

### Peter McGrath

*LLB, FAPI MAICD*

*Non-Executive Director*

Peter has been a Director since April 2005 and is Chairman of Governance and Policy Committee and a Member of the Human Resource Committee. He is a solicitor and the Managing Partner of Chamberlains Law Firm in Canberra and has been a Partner for 11 years. Peter is a Member of the Law Society of the ACT and Vice President of the ACT Division of the Australian Property Institute.

### David Usasz

*B.Com, FCA*

*Non-Executive Director*

David has been a Director since April 2005 and is Chairman of Audit and Compliance Committee and a Member of the Board Nominations Committee. He was a Director of Queensland Rugby Union and he has been a Director of the Reds Rugby College since its inception in 1997. David has been a Partner of PricewaterhouseCoopers since 1987 and was National Director of Corporate Finance Australasia for six years.

# DIRECTORS' REPORT

For the year ended 31 December 2006

## 1. DIRECTORS (CONTINUED)

### Ben Kehoe

*B.A. Grad. Dip Bus Admin FAICD*

*Non-Executive Director*

Ben joined the Board in April 2004. He is a management consultant and a former Chairman and Director of Queensland Rugby Union from 1997 to 2005 and the current Chairman of Imaginot Pty Ltd. Ben resigned in April 2006.

### Dilip Kumar

*B.Bus. OPM (Harvard)*

*Non-Executive Director*

Dilip joined the Board in July 2000 and was a Member of the Human Resource Committee. Dilip was Chairman of New South Wales Rugby Union from 2002-2005 and Chairman of the Australian Rugby Union from April 2005 to December 2005. He was also one of Australian Rugby Unions Councillors to the International Rugby Board in 2004 and 2005. Dilip resigned in March 2006.

### Robin Thomson

*Non-Executive Director*

Robin joined the Board in April 2005 and was a Member of Governance and Policy Committee. He is a solicitor and past Chairman and Vice-President of the Queensland Rugby Union. Robin was a Director of the Reds Rugby College from its inception in 1997 until 2000. Robin resigned in April 2006.

## 2. COMPANY SECRETARY

### Ashley Selwood

*B.Bus, MBA, Grad. Dip. Corp. Gov., FCPA, ACIS*

Ashley was appointed Company Secretary in May 1998 and has held the position since that time following a similar appointment at the Queensland Rugby Union. Ashley is a member of Chartered Secretaries Australia.

## 3. DIRECTORS' MEETING

The number of directors' meetings (including meetings of committees of directors) and number of meetings attended by each of the directors of the Company during the financial year are:

DIRECTOR	BOARD MEETINGS		AUDIT AND COMPLIANCE COMMITTEE MEETINGS		HUMAN RESOURCE COMMITTEE MEETINGS		GOVERNANCE AND POLICY COMMITTEE MEETINGS		NOMINATION COMMITTEE MEETINGS	
	A	B	A	B	A	B	A	B	A	B
Mr R Graham	13	13	-	-	1	1	-	-	3	3
Mr M Brown	12	13	-	-	-	-	-	-	3	3
Mr R Dalziel	6	6	-	-	-	-	-	-	-	-
Mr G Flowers	13	13	-	-	-	-	-	-	3	3
Mr T Hall	13	13	1	1	-	-	-	-	-	-
Mr T Jackman	7	8	1	1	-	-	-	-	-	-
Mr R Lee	5	6	-	-	1	1	-	-	-	-
Mr P McGrath	13	13	1	1	1	1	-	-	-	-
Mr D Usasz	13	13	1	1	-	-	-	-	3	3
Mr B Kehoe	5	5	-	-	-	-	-	-	-	-
Mr D Kumar	-	4	-	-	-	-	-	-	-	-
Mr R Thomson	5	5	-	-	-	-	-	-	-	-

A - Number of meetings attended

B - Number of meetings held during the time the director held office during the year



# DIRECTORS' REPORT

For the year ended 31 December 2006

## 4. PRINCIPAL ACTIVITIES

The Company's principal activities in the financial year were the promotion, efficiency, progress, development and general control of the game of rugby.

No significant change in the nature of this activity occurred during the year.

## 5. REVIEW OF OPERATIONS

The operating surplus for the financial year before allocations and other payments to Member Unions was \$3,897,000 (2005: \$5,761,000).

Allocations to Member Unions for coaching and development were \$10,236,000 (2005:\$9,031,000)

The net deficit for the financial year after allocations and other payments to Member Unions was \$6,339,000 (2005: \$3,270,000)

Detailed commentary on the Company's operations are included in the Chairman's Report, Managing Director's & CEO's Report, President's Report, Rugby Services Report and the Corporate Services Department's report included in the 2006 Annual Report.

## 6. EVENTS SUBSEQUENT TO REPORTING DATE

Other than the matter discussed above, there has not arisen in the interval between the end of the financial year and the date of this report any item, transaction or event of a material and unusual nature likely, in the opinion of the Directors of the Company, to affect significantly the operations of the Company, the results of those operations, or the state of affairs of the Company, in future financial years.

## 7. ENVIRONMENTAL REGULATIONS

The Company's operations are not subject to any significant environmental regulations under either Commonwealth or State Legislation.

## 8. DIRECTORS' BENEFITS

Information on Directors' benefits is set out in the following notes to the financial statements:

- 1) Note 27: Key management personnel disclosures
- 2) Note 28: Related parties

## 9. DERIVATIVES AND OTHER FINANCIAL INSTRUMENTS

The Company's activities expose it to changes in interest rates and foreign exchange rates. It is also exposed to credit, liquidity and cash flow risks from its operations. The Board has confirmed policies and procedures in each of these areas to manage these exposures. Management reports to the Directors on a regular basis as to the monitoring of policies in place, and adherence to the policies is strictly observed.

It is the Company's policy to use derivative financial instruments to hedge cash flows subject to foreign exchange rate risks. Derivative financial instruments are not held for speculative purposes. Exposures, including related derivative hedges are reported to the Directors on a regular basis.

Financing facilities and operating cash flows are managed to ensure that the Company is not exposed to any adverse liquidity risks. Adequate standby facilities are maintained to provide strategic liquidity to meet unexpected and material cash outflows in the ordinary course of business.

## 10. INDEMNIFICATION AND INSURANCE OF OFFICERS

In accordance with the Company's Constitution, the Company must indemnify both current and former Directors for all losses and liabilities incurred by the person as an officer of the Company incurred in defending proceedings whether civil or criminal, in which judgement is given in favour of the person or in which the person is acquitted; or in relation to such proceedings, in which the Court grants relief to the person under the Corporations Act 2001.

In respect to this indemnity, the Company has paid insurance premiums of \$48,000 in respect of Directors and Officers of the Company. The insurance policies do not contain details of the premiums paid in respect of individual Directors or Officers of the Company.


## 11. LEAD AUDITOR'S INDEPENDENCE DECLARATION

The Lead Auditor's Independence Declaration is set out on page 6 and forms part of the Directors' report for financial year ended 31 December 2006.

## 12. ROUNDING OFF

The Company is of a kind referred to in ASIC Class Order 98/100 dated 10 July 1998 and in accordance with that Class Order, amounts in the financial report and Directors' report have been rounded off to the nearest thousand dollars, unless otherwise stated.

By order of the Board



R Graham  
Director



G Flowers  
Director

Dated at Sydney this 23rd day of March 2007.

# LEAD AUDITOR'S INDEPENDENCE DECLARATION

under Section 307C of the Corporations Act 2001

To: the Directors of Australian Rugby Union Limited

I declare that, to the best of my knowledge and belief, in relation to the audit for the financial year ended 31 December 2006 there have been:

- i) no contraventions of the auditor independence requirements as set out in the Corporations Act 2001 in relation to the audit; and
- ii) no contraventions of any applicable code of professional conduct in relation to the audit.



KPMG



Mark Epper  
Partner

Sydney  
23 March 2007



# INCOME STATEMENT

For the year ended 31 December 2006

	Note	2006 \$'000	2005 \$'000
<b>REVENUE</b>			
Broadcasting licence fees		25,325	31,853
Sponsorships		23,488	18,976
Net gate takings and match fees		18,185	12,800
Corporate hospitality		5,044	4,138
Interest received		1,698	2,119
Licensing revenue		2,186	1,909
Government grants		343	293
Affiliation fees		21	21
Other income	2	2,850	1,121
<b>Total Revenue</b>		<b>79,140</b>	<b>73,230</b>
<b>OPERATING EXPENDITURE</b>			
Commercial operations		12,331	11,146
Finance and administration		8,584	9,134
Media and communications		1,169	1,048
Rugby operations and community rugby		5,520	4,960
High performance		15,828	14,678
Super 14 grants and player payments		28,474	24,141
Super 14 costs		3,346	2,328
Borrowing costs		14	34
<b>Total Operating Expenditure</b>		<b>75,266</b>	<b>67,469</b>
Share of profit of jointly controlled entity		23	-
<b>PROFIT BEFORE TAX</b>			
Income tax expense		-	-
<b>Surplus for the period</b>		<b>3,897</b>	<b>5,761</b>
Surplus attributable to members		3,897	5,761
Allocations to Member Unions	28	(10,236)	(9,031)
<b>Net (deficit) for the year</b>	<b>20</b>	<b>(6,339)</b>	<b>(3,270)</b>

The income statement is to be read in conjunction with the notes of the financial statements set out on pages 11 to 25.

# STATEMENT OF RECOGNISED INCOME AND EXPENSE

For the year ended 31 December 2006

	Note	2006 \$'000	2005 \$'000
Change in Capital Profits Reserve		(155)	-
Change in fair value of cash flow hedge reserve		(50)	50
<b>Net income recognised directly in equity</b>	<b>19</b>	<b>(205)</b>	<b>50</b>
Deficit for the period		(6,339)	(3,270)
<b>Total recognised income and expense for the period</b>		<b>(6,544)</b>	<b>(3,220)</b>

*There were no movements in equity arising from transactions with owners as owners.*

*The Statement of Recognised Income and Expense is to be read in conjunction with the notes to the financial statements set out on pages 11 to 25.*



# BALANCE SHEET

as at 31 December 2006

	Note	2006 \$'000	2005 \$'000
<b>CURRENT ASSETS</b>			
Cash and cash equivalents	7	22,486	31,254
Trade and other receivables	8	7,998	2,864
Inventories	9	231	261
Assets classified as held for sale	6	-	2,505
Other assets	10	3,565	1,143
<b>Total current assets</b>		<b>34,280</b>	<b>38,027</b>
<b>NON-CURRENT ASSETS</b>			
Trade and other receivables	8	3,257	271
Property, plant and equipment	11	1,362	1,153
Intangible assets	12	151	127
Investment in Joint Venture	13	441	-
<b>Total non-current assets</b>		<b>5,211</b>	<b>1,551</b>
<b>Total assets</b>		<b>39,491</b>	<b>39,578</b>
<b>CURRENT LIABILITIES</b>			
Trade and other payables	14	9,915	8,148
Deferred revenue	15	2,375	658
Interest-bearing liabilities	16	63	153
Provisions	17	829	773
<b>Total current liabilities</b>		<b>13,182</b>	<b>9,732</b>
<b>NON-CURRENT LIABILITIES</b>			
Deferred revenue	15	3,122	-
Interest-bearing liabilities	16	43	106
Provisions	17	237	289
<b>Total non-current liabilities</b>		<b>3,402</b>	<b>395</b>
<b>Total liabilities</b>		<b>16,584</b>	<b>10,127</b>
<b>Net assets</b>		<b>22,907</b>	<b>29,451</b>
<b>EQUITY</b>			
Reserves	19	-	616
Retained surplus	20	22,907	28,835
<b>Total equity</b>		<b>22,907</b>	<b>29,451</b>

The balance sheet is to be read in conjunction with the notes to the financial statements set out on pages 11 to 25.

# STATEMENT OF CASHFLOWS

For the year ended 31 December 2006

	Note	2006 \$'000	2005 \$'000
<b>CASH FLOWS FROM OPERATING ACTIVITIES</b>			
Cash receipts in the course of operations		68,901	65,107
Cash payments in the course of operations		(67,976)	(61,077)
<b>Net cash provided by operating activities</b>	<b>26(a)</b>	<b>925</b>	<b>4,030</b>
<b>CASH FLOWS FROM INVESTING ACTIVITIES</b>			
Interest received		1,698	2,119
Proceeds from sale of property, plant and equipment		4	2
Payments for property, plant and equipment		(830)	(801)
Payments for intangibles		(162)	(128)
<b>Net cash provided by investing activities</b>		<b>710</b>	<b>1,192</b>
<b>CASH FLOWS FROM FINANCING ACTIVITIES</b>			
Repayment of finance lease liability		(153)	(206)
Borrowing costs paid		(14)	(34)
Allocations to Member Unions		(10,236)	(9,031)
<b>Net cash from financing activities</b>		<b>(10,403)</b>	<b>(9,271)</b>
<b>Net decrease in cash held</b>		<b>(8,768)</b>	<b>(4,049)</b>
Cash at beginning of year		31,254	35,303
<b>Cash at end of year</b>	<b>26(b)</b>	<b>22,486</b>	<b>31,254</b>

The statement of cash flows is to be read in conjunction with the notes to the financial statements set out on pages 11 to 25.



# NOTES TO THE FINANCIAL STATEMENTS

For the year ended 31 December 2006

## NOTE 1. SIGNIFICANT ACCOUNTING POLICIES

Australian Rugby Union Limited (the 'Company') is a company domiciled in Australia. The financial report was authorised for issue by the directors on 23rd March 2007.

### (a) Statement of compliance

The financial report is a general purpose financial report which has been prepared in accordance with Australian Accounting Standards ('AASBs') adopted by the Australian Accounting Standards Board ('AASB') and the Corporations Act 2001. International Financial Reporting Standards ('IFRSs') form the basis of AASBs adopted by the AASB, and for the purpose of this report are called Australian equivalents to IFRS ('AIFRS') to distinguish from previous Australian GAAP. The financial report of the Company also comply with IFRSs and interpretations adopted by the International Accounting Standards Board.

### (b) Basis of preparation

The financial report is presented in Australian dollars.

The financial report is prepared on the historical cost basis except that derivative financial instruments are stated at their fair value.

The Company is of a kind referred to in ASIC Class Order 98/100 dated 10 July 1998 (updated by CO 05/641 effective 28 July 2005 and CO 06/51 effective 31 January 2006) and in accordance with that Class Order, amounts in the financial report and Directors' Report have been rounded off to the nearest thousand dollars, unless otherwise stated.

Non-current assets and disposal groups held for sale are stated at the lower of carrying amount and fair value less costs to sell.

The preparation of a financial report in conformity with Australian Accounting Standards requires management to make judgements, estimates and assumptions that affect the application of policies and reported amounts of assets and liabilities, income and expenses. The estimates and associated assumptions are based on historical experience and various other factors that are believed to be reasonable under the circumstances, the results of which form the basis of making the judgements about carrying values of assets and liabilities that are not readily apparent from other sources. Actual results may differ from these estimates.

The estimates and underlying assumptions are reviewed on an ongoing basis. Revisions to accounting estimates are recognised in the period in which the estimate is revised if the revision affects only that period or in the period of the revision and future periods if the revision affects both current and future periods.

The accounting policies have been applied consistently by the Company to all periods presented in the financial report.

### (c) Associates and Joint Ventures

In the financial statements, investments in jointly controlled entities are accounted for using equity accounting principles. Investments in joint venture entities are carried at the lower of the equity accounted amount and recoverable amount.

The company's share of the jointly controlled entity's net profit or loss is recognised in the income statement from the date joint control commenced until the date joint control ceases.

### (d) Foreign currency

#### *i Foreign currency transactions*

Transactions in foreign currencies are translated at the foreign exchange rate ruling at the date of the transaction. Monetary assets and liabilities denominated in foreign currencies at the balance sheet date are translated to Australian dollars at the foreign exchange rate ruling at that date. Foreign exchange differences arising on translation are recognised in the income statement. Non-monetary assets and liabilities that are measured in terms of historical cost in a foreign currency are translated using the exchange rate at the date of the transaction. Non-monetary assets and liabilities denominated in foreign currencies that are stated at fair value are translated to Australian dollars at foreign exchange rates ruling at the dates the fair value was determined.

#### *(e) Derivative financial instruments*

The Company uses derivative financial instruments to hedge its exposure to foreign exchange arising from operational activities. In accordance with its treasury policy, the Company does not hold or issue derivative financial instruments for trading purposes. However, derivatives that do not qualify for hedge accounting are accounted for as trading instruments.

Derivative financial instruments are recognised initially at fair value. Subsequent to initial recognition, derivative financial instruments are stated at fair value. The gain or loss on re-measurement to fair value is recognised immediately in profit or loss. However, where derivatives qualify for hedge accounting, recognition of any resultant gain or loss depends on the nature of the item being hedged (see accounting policy f).

The fair value of forward exchange contracts is their quoted market price at the balance sheet date, being the present value of the quoted forward price.

#### *(f) Hedging*

##### *i Cash flow hedges*

On entering into a hedging relationship, the Company formally designates and documents the hedge relationship and the risk management objective and strategy for undertaking the hedge. The documentation includes identification of the hedging instrument, the hedged item or transaction, the nature of the risk being hedged and how the entity will assess the hedging instrument's effectiveness in offsetting the exposure to changes in the hedged item's fair value or cash flows attributable to the hedged risk. Such hedges are expected to be highly effective in achieving offsetting changes in fair value or cash flows and are assessed on an ongoing basis to determine that they actually have been highly effective throughout the financial reporting periods for which they are designated.

Where a derivative financial instrument is designated as a hedge of the variability in cash flows of a recognised asset or liability, or a highly probable forecasted transaction, the effective part of any gain or loss on the derivative financial instrument is recognised directly in equity.

# NOTES TO THE FINANCIAL STATEMENTS

For the year ended 31 December 2006

## NOTE 1. SIGNIFICANT ACCOUNTING POLICIES (CONTINUED)

### (f) Hedging (continued)

#### *i Cash flow hedges (continued)*

When the forecasted transaction subsequently results in the recognition of a non-financial asset or non-financial liability, or the forecast transaction for a non-financial asset or non-financial liability, the associated cumulative gain or loss is removed from equity and included in the initial cost or other carrying amount of the non-financial asset or liability.

If a hedge of a forecasted transaction subsequently results in the recognition of a financial asset or a financial liability, the associated gains and losses that were recognised directly in equity are reclassified into profit or loss in the same period or periods during which the asset acquired or liability assumed affects profit or loss (i.e. when interest income or expense is recognised).

For cash flow hedges, other than those covered by the preceding two policy statements, the associated cumulative gain or loss is removed from equity and recognised in the income statement in the same period or periods during which the hedged forecast transaction affects profit or loss. The ineffective part of any gain or loss is recognised immediately in the income statement.

When a hedging instrument expires or is sold, terminated or exercised, or the entity revokes designation of the hedge relationship, but the hedged forecast transaction is still expected to occur, the cumulative gain or loss at that point remains in equity and is recognised in accordance with the above policy when the transaction occurs. If the hedged transaction is no longer expected to take place, the cumulative unrealised gain or loss recognised in equity is recognised immediately in the income statement.

#### *ii Hedge of monetary assets and liabilities*

Where a derivative instrument is used to hedge economically the foreign exchange exposure of a recognised monetary asset or liability, no hedge accounting is applied and any gain or loss on the hedging instrument is recognised in the income statement.

### (g) Property, plant and equipment

#### *i Owned assets*

Items of property, plant and equipment are stated at cost or deemed cost less accumulated depreciation (see below) and impairment losses (see accounting policy l).

Certain items of property, plant and equipment that had been re-valued to fair value on or prior to 1 January 2004, the date of transition to Australian Accounting Standards - AIFRSs, are measured on the basis of deemed cost, being the re-valued amount at the date of that revaluation.

Where parts of an item of property, plant and equipment have different useful lives, they are accounted for as separate items of property, plant and equipment.

#### *ii Leased assets*

Leases in terms of which the Company assumes substantially all the risks and rewards of ownership are classified as finance leases. The owner-occupied property acquired by way of finance lease is stated at an amount equal to the lower of its fair value and the present value of the minimum lease payments at inception of the lease, less accumulated depreciation (see below) and impairment losses (see accounting policy l). The property held under finance leases and leased out under operating lease is classified as investment property and stated at fair value. Lease payments are accounted for as described in accounting policy (r). Property held under operating leases that would otherwise meet the definition of investment property may be classified as investment property on a property-by-property basis.

#### *iii Subsequent costs*

The Company recognises in the carrying amount of an item of property, plant and equipment the cost of replacing part of such an item when that cost is incurred if it is probable that the future economic benefits embodied within the item will flow to the Company and the cost of the item can be measured reliably. All other costs are recognised in the income statement as an expense as incurred.

#### *iv Depreciation*

Depreciation is charged to the income statement on a straight-line basis over the estimated useful lives of each part of an item of property, plant and equipment. Land is not depreciated.

The estimated useful lives in the current and comparative periods are as follows:

- Plant and equipment 2–20 years

The residual value, the useful life and the depreciation method applied to an asset are reassessed at least annually.

### (h) Intangible assets

- i* Intangible assets include the cost of registering licensed trademarks. These are stated at cost less accumulated amortisation (see below). They are amortised on a straight line basis over three years, which approximately the period of registration and the periods during which benefits are expected to be realised.

The carrying amount of expenditure on intangibles is reviewed at the end of each financial year and where the balance exceeds the value of the expected future benefits, the difference is charged to the income statement.

- ii* Amortisation is charged to the income statement on a straight line basis over the estimated useful lives of intangible assets. Intangible assets are amortised from the date they are available for use. The estimated useful lives in the current and comparative periods are as follows:

- Trademarks 3 years

### (i) Trade and other receivables

Trade and other receivables are stated at their amortised cost less impairment losses (see accounting policy l).



# NOTES TO THE FINANCIAL STATEMENTS

For the year ended 31 December 2006

## NOTE 1. SIGNIFICANT ACCOUNTING POLICIES (CONTINUED)

### (j) Inventories

Stocks of coaching manuals, law books and other items which are held for resale are recognised as inventory. Inventory also comprises stocks of consumables including uniforms, footwear, player sustenance and other rugby equipment which are used by the Company in the ordinary conduct of its business.

Inventories are stated at the lower of cost and net realisable value. Net realisable value is the estimated selling price in the ordinary course of business, less the estimated selling expenses.

The cost of other inventories is based on the first-in first-out principle and includes expenditure incurred in acquiring the inventories and bringing them to their existing location and condition.

### (k) Cash and cash equivalents

Cash and cash equivalents comprise cash balances and call deposits. Bank overdrafts that are repayable on demand and form an integral part of the Company's cash management are included as a component of cash and cash equivalents for the purpose of the Statement of Cashflows.

### (l) Impairment

The carrying amounts of the Company's assets, other than inventories (see accounting policy j) are reviewed at each balance sheet date to determine whether there is any indication of impairment. If any such indication exists, the asset's recoverable amount is estimated (see accounting policy l(i)).

An impairment loss is recognised whenever the carrying amount of an asset or its cash-generating unit exceeds its recoverable amount. Impairment losses are recognised in the income statement, unless an asset has previously been re-valued, in which case the impairment loss is recognised as a reversal to the extent of that previous revaluation with any excess recognised through profit or loss.

#### *i Calculation of recoverable amount*

The recoverable amount of the Company's held-to-maturity receivables carried at amortised cost is calculated as the present value of estimated future cash flows, discounted at the original effective interest rate (i.e. the effective interest rate computed at initial recognition of these financial assets). Receivables with a short duration are not discounted.

Impairment of receivables is not recognised until objective evidence is available that a loss event has occurred. Significant receivables are individually assessed for impairment. Impairment testing of significant receivables that are not assessed as impaired individually is performed by placing them into portfolios of significant receivables with similar risk profiles and undertaking a collective assessment of impairment. Non-significant receivables are not individually assessed. Instead, impairment testing is performed by placing non-significant receivables in portfolios of similar risk profiles, based on objective evidence from historical experience adjusted for any effects of conditions existing at each balance sheet date.

The recoverable amount of other assets is the greater of their fair value less costs to sell and value in use. In assessing value in use, the estimated future cash flows are discounted to their present value using a pre-tax discount rate that reflects current market assessments of the time value of money and the risks specific to the asset. For an asset that does not generate largely independent cash inflows, the recoverable amount is determined for the cash-generating unit to which the asset belongs.

#### *ii Reversals of impairment*

An impairment loss is reversed only to the extent that the asset's carrying amount does not exceed the carrying amount that would have been determined, net of depreciation or amortisation, if no impairment loss had been recognised.

### (m) Interest-bearing borrowings

Interest-bearing borrowings are recognised initially at fair value less attributable transaction costs. Subsequent to initial recognition, interest-bearing borrowings are stated at amortised cost with any difference between cost and redemption value being recognised in the income statement over the period of the borrowings on an effective interest basis.

### (n) Employee benefits

#### *i Defined contribution superannuation funds*

Obligations for contributions to defined contribution superannuation funds are recognised as an expense in the income statement as incurred.

#### *ii Long-term service benefits*

The Company's net obligation in respect of long-term service benefits, other than pension plans is the amount of future benefit that employees have earned in return for their service in the current and prior periods. The obligation is calculated using the projected unit credit method and is discounted to its present value (and the fair value of any related assets is deducted). The discount rate is the yield at the balance sheet date on Commonwealth Government bonds that have maturity dates approximating to the terms of the Company's obligations.

#### *iii Wages, salaries, annual leave, sick leave and non-monetary benefits*

The provisions for employee benefits to wages, salaries, annual leave and sick leave represent the amount that the Company has a present obligation to pay resulting from employees' services provided up to reporting date. The provisions have been calculated at undiscounted amounts based on remuneration wage and salary rates that the Company expects to pay as at reporting date including related on-costs, such as workers compensation insurance and payroll tax.

Non-accumulating non-monetary benefits are expensed based on the net marginal cost to the Company as the benefits are taken by the employees.

# NOTES TO THE FINANCIAL STATEMENTS

For the year ended 31 December 2006

## NOTE 1. SIGNIFICANT ACCOUNTING POLICIES (CONTINUED)

### (o) Provisions

A provision is recognised in the balance sheet when the Company has a present legal or constructive obligation as a result of a past event, and it is probable that an outflow of economic benefits will be required to settle the obligation. Provisions are determined by discounting the expected future cash flows at a pre-tax rate that reflects current market assessments of the time value of money and, where appropriate, the risks specific to the liability.

### (p) Trade and other payables

Trade and other payables are stated at their amortised cost.

Trade payables are non-interest bearing and are normally settled on 45-day terms.

### (q) Revenue

#### *i Goods sold and services rendered*

Revenue is recognised in the income statement when the significant risks and rewards have been transferred to the buyer. The primary sources of the Company's revenue relate to broadcasting rights, sponsorship properties and match ticket sales. Broadcasting and sponsorship revenue is recognised in line with the terms specified in the relevant contracts. Revenue from ticket sales is recognised at the time the match is played. No revenue is recognised if there are significant uncertainties regarding recovery of the consideration due, the costs incurred or to be incurred cannot be measured reliably, there is a risk of return of goods or there is continuing management involvement with the goods.

#### *ii Government grants*

Government grants are recognised in the balance sheet initially as deferred income when there is reasonable assurance that it will be received and that the Company will comply with the conditions attaching to it. Grants that compensate the Company for expenses incurred are recognised as revenue in the income statement on a systematic basis in the same periods in which the expenses are incurred. Grants that compensate the Company for the cost of an asset are recognised in the income statement as other operating income on a systematic basis over the useful life of the asset.

### (r) Expenses

#### *i Operating lease payments*

Payments made under operating leases are recognised in the income statement on a straight-line basis over the term of the lease. Lease incentives received are recognised in the income statement as an integral part of the total lease expense.

#### *ii Finance lease payments*

Minimum lease payments are apportioned between the finance charge and the reduction of the outstanding liability. The finance charge is allocated to each period during the lease term so as to produce a constant periodic rate of interest on the remaining balance of the liability.

#### *iii Net financing costs*

Net financing costs comprise interest payable on borrowings calculated using the effective interest method, interest receivable on funds invested, foreign exchange gains and losses, and gains and losses on hedging instruments that are recognised in the income statement (see accounting policy f).

Interest income is recognised in the income statement as it accrues, using the effective interest method. The interest expense component of finance lease payments is recognised in the income statement using the effective interest method.

### (s) Income tax

The Company is exempt from income tax under the terms of Division 50 of the Income Tax Assessment Act 1997.

### (t) Non-current assets held for sale

Immediately before classification as held for sale, the measurement of the assets is brought up-to-date in accordance with applicable accounting standards. Then, on initial classification as held for sale, non-current assets and disposal groups are recognised at the lower of carrying amount and fair value less costs to sell.

Impairment losses on initial classification as held for sale are included in profit or loss, even when there is a revaluation. The same applies to gains and losses on subsequent re-measurement.

### (u) Goods and services tax

Revenue, expenses and assets are recognised net of the amount of goods and services tax (GST), except where the amount of GST incurred is not recoverable from the taxation authority. In these circumstances, the GST is recognised as part of the cost of acquisition of the asset or as part of the expense.

Receivables and payables are stated with the amount of GST included. The net amount of GST recoverable from, or payable to, the ATO is included as a current asset or liability in the balance sheet.

Cash flows are included in the Statement of Cashflows on a gross basis. The GST components of cash flows arising from investing and financing activities which are recoverable from, or payable to, the ATO are classified as operating cash flows.



# NOTES TO THE FINANCIAL STATEMENTS

For the year ended 31 December 2006

	2006 \$'000	2005 \$'000
<b>NOTE 2. OTHER INCOME</b>		
Foreign exchange gain	390	267
IRB Grants	1,335	352
Management Fee – NSWRU	65	386
Management Fee – NTRU	12	12
Management Fee – VRU	12	8
Sundry	1,036	96
	<b>2,850</b>	<b>1,121</b>

<b>NOTE 3. OTHER EXPENSE</b>		
Amortisation of:		
New South Wales Rugby Union Limited loan	-	12
Trademarks	138	121
	<b>138</b>	<b>133</b>
Depreciation of:		
Property under strata title	-	32
Plant and equipment	550	411
Plant and equipment under finance lease	-	652
	<b>550</b>	<b>1,095</b>
<b>Total amortisation and depreciation</b>	<b>688</b>	<b>1,228</b>
Borrowing costs		
- Finance lease interest charges	14	34
Net bad and doubtful debts expense/(benefit) including movements in provision for doubtful debts	(88)	(41)
Net expense/(benefit) from movements in provision for employee entitlements	5	(86)
Operating lease rental expense		
Minimum lease payments	1,235	1,355
Net loss/(gain) on disposal of non-current assets	66	(1)
	<b>2006</b>	<b>2005</b>
	<b>\$</b>	<b>\$</b>

<b>NOTE 4. AUDITORS' REMUNERATION</b>		
Audit services		
Auditors of the Company – KPMG		
Audit of the financial report – current	68,000	50,000
Audit of the financial report – prior years (additional costs)	8,226	2,235
	<b>76,226</b>	<b>52,235</b>
Other services		
Auditors of the Company – KPMG		
Other assurance services	1,700	22,969
Advisory services	73,800	31,068
	<b>75,500</b>	<b>54,037</b>
	<b>151,726</b>	<b>106,272</b>

## NOTE 5. INCOME TAX

The Company is exempt from income tax under the terms of Division 50 of the Income Tax Assessment Act 1997.

# NOTES TO THE FINANCIAL STATEMENTS

For the year ended 31 December 2006

	2006 \$'000	2005 \$'000
<b>NOTE 6. ASSETS CLASSIFIED AS HELD FOR SALE</b>		
A building owned by the Company was presented as held for sale following the decision by management to sell the building during the 2004 year. The building was sold on the 11th December 2006 for \$2,350,000.		
<b>Freehold property</b>		
At cost	-	2,650
Accumulated depreciation	-	(145)
	-	<b>2,505</b>

<b>Summary</b>		
Purchase Price - 1994	1,744	
Revaluation - 1997	2,000	
Revaluation - 2000	2,650	
Sale Price - 2006	2,350	
Carrying Value at Sale	2,505	
Loss on Sale	155	

## NOTE 7. CASH AND CASH EQUIVALENTS

Cash at bank and on hand	5,322	624
Cash on deposit	17,164	30,630
<b>Cash and cash equivalents in the Statement of Cashflows</b>	<b>22,486</b>	<b>31,254</b>

## NOTE 8. TRADE AND OTHER RECEIVABLES

<b>Current</b>		
Trade receivables	1,033	1,509
Other receivables - member unions	178	288
New South Wales Rugby Union loan agreement Aussie Stadium fit-out*	63	63
Loan to SANZAR Europe	938	-
Loan to SANZAR JV	1,114	-
Loan to South Australian Rugby Union	26	-
Other receivables ****	4,686	1,133
Provision for doubtful debts	(41)	(129)
	<b>7,998</b>	<b>2,864</b>

### Non-current

<b>Loans to Member Unions:</b>		
New South Wales Rugby Union loan agreement - Aussie Stadium fit-out*	43	105
ACT Rugby Union	27	27
Northern Territory Rugby Union	80	80
Tasmanian Rugby Union	17	17
South Australian Rugby Union	42	42
Queensland Rugby Union**	100	-
Loan to SANZAR Europe ***	2,948	-
	<b>3,257</b>	<b>271</b>

\* The Company provided a loan of \$350,000 at 9.03% p.a. to NSWRU, in order to pay for NSWRU's fit-out of their Aussie Stadium offices. These funds were provided through a financing lease between the Company and Comlease Pty Ltd. The loan commenced on 19 July 2002 and is in place until June 2008. The loan is to be repaid through monthly instalments of \$6,313 including interest.

\*\* The Company provided an interest free loan of \$100,000 to QRU, to provide financial assistance to support the foundation of Rugby Gold Coast Limited. The loan commenced on 15th December 2006 and is repayable in full by September 2008.

The loan is to be repaid through quarterly instalments of \$25,000 in 2008.

\*\*\* The Company provided an interest bearing loan of \$4,800,000 to SANZAR Europe. The loan commenced on 1st March 2006 and is repayable in full by 31st December 2010. The loan and interest is to be repaid through annual repayments.

\*\*\*\* The contract for the sale of Freehold property was exchanged in December 2006, however settlement was not due until January 2007, \$2,350,000. Also included are funds receivable in relation to office relocation, \$630,000, and a loan repayment due from SANZAR Europe S.a.r.l, \$250,000.



# NOTES TO THE FINANCIAL STATEMENTS

For the year ended 31 December 2006

	2006 \$'000	2005 \$'000
<b>NOTE 9. INVENTORIES</b>		
Inventory held for re-sale, at cost	63	46
Consumables, at cost	168	215
	<b>231</b>	<b>261</b>
<b>NOTE 10. OTHER CURRENT ASSETS</b>		
Prepayments	3,565	1,093
Foreign exchange forward	-	50
	<b>3,565</b>	<b>1,143</b>
<p>During the current period the Company purchased tickets, accommodation and travel in relation the Rugby World Cup 2007, \$2,800,000. This expenditure will be recognised in 2007.</p>		
<b>NOTE 11. PLANT AND EQUIPMENT</b>		
<b>Plant and equipment</b>		
At cost	3,092	4,633
Accumulated depreciation	(1,730)	(3,480)
	<b>1,362</b>	<b>1,153</b>
<b>Plant and equipment under finance lease</b>		
At capitalised cost	-	1,145
Accumulated depreciation	-	(1,145)
	-	-
<b>Total plant and equipment (net book value)</b>	<b>1,362</b>	<b>1,153</b>
<b>Reconciliations</b>		
Reconciliations of the carrying amounts of each class of property, plant and equipment are set out below:		
<i>Plant and equipment</i>		
Carrying amount at beginning of period	1,153	930
Additions	830	636
Disposals	(71)	(2)
Depreciation	(550)	(411)
<b>Carrying amount at end of period</b>	<b>1,362</b>	<b>1,153</b>
<i>Plant and equipment under finance lease</i>		
Carrying amount at beginning of period	-	487
Additions	-	165
Depreciation	-	(652)
<b>Carrying amount at end of period</b>	-	-
<b>NOTE 12. INTANGIBLES</b>		
Trademarks, at cost	819	657
Accumulated amortisation	(668)	(530)
	<b>151</b>	<b>127</b>
<b>NOTE 13. INTEREST IN JOINT VENTURE</b>		
Shares in SANZAR Europe S.a.r.l.	418	-
Share of profit for the current period	23	-
	<b>441</b>	-

# NOTES TO THE FINANCIAL STATEMENTS

For the year ended 31 December 2006

	2006 \$'000	2005 \$'000
<b>NOTE 14. TRADE AND OTHER PAYABLES</b>		
Trade creditors	2,350	63
Member Union creditors and accruals	56	-
Other creditors and accruals	7,509	8,085
	<b>9,915</b>	<b>8,148</b>
<b>NOTE 15. DEFERRED REVENUE</b>		
Current	2,375	658
Non-current	3,122	-
	<b>5,497</b>	<b>658</b>
<b>NOTE 16. INTEREST-BEARING LIABILITIES</b>		
<b>Current liabilities</b>		
Current lease liability	63	153
<b>Non-current liabilities</b>		
Non-current lease liabilities	43	106
<b>Financing arrangements</b>		
The Company has access to the following lines of credit:		
<b>Total facilities available</b>		
Financial guarantee	59	20
Foreign currency dealing limit	430	430
Global payments facilities	200	200
ANZ online payments facility	1,910	1,910
Business credit card facility	85	85
Online payroll facility	100	100
Cheque encashment facility	20	20
	<b>2,804</b>	<b>2,765</b>
<b>Facilities utilised at reporting date</b>		
Financial guarantee	59	20
Foreign currency dealing limit	-	-
Global payments facilities	-	-
ANZ online payments facility	-	-
Business credit card facility	-	-
Online payroll facility	-	-
Cheque encashment facility	-	-
	<b>59</b>	<b>20</b>
<b>Facilities not utilised at reporting date</b>		
Financial guarantee	-	-
Foreign currency dealing limit	430	430
Global payments facilities	200	200
ANZ online payments facility	1,910	1,910
Business credit card facility	85	85
Online payroll facility	100	100
Cheque encashment facility	20	20
	<b>2,745</b>	<b>2,745</b>



# NOTES TO THE FINANCIAL STATEMENTS

For the year ended 31 December 2006

	2006 \$'000	2005 \$'000
<b>NOTE 17. PROVISIONS</b>		
<b>Current</b>		
Annual leave	731	760
Long service leave	98	13
	<b>829</b>	<b>773</b>
<b>Non-Current</b>		
Long service leave	237	289
	<b>1,066</b>	<b>1,062</b>
<b>Number of employees at year end</b>	<b>120</b>	<b>120</b>

## Superannuation

The Company contributes to externally managed superannuation plans. Benefits are based upon the accumulation of assets in these plans. The value of contributions remitted during the period was \$1,505,000 (2005 \$1,101,000).

The Company has a legally enforceable obligation to contribute at a flat rate set under the Commonwealth Superannuation Guarantee Charge.

## NOTE 18. CONTRIBUTED EQUITY

The Company is a Company Limited by guarantee and, in the event of the winding up of the Company, members may be required to contribute a maximum of \$100 each.

## NOTE 19. RESERVES

Capital profits reserve	-	566
Cashflow hedge reserve	-	50
	-	<b>616</b>

## Nature and purpose of reserves

### Capital profits

Upon disposal of revalued assets, any related revaluation increment standing to the credit of the asset revaluation reserve was previously transferred to the capital profits reserve.

### Cash flow Hedge Reserve

The cash flow hedge reserve represented the fair value of the forward foreign exchange contract the company used.

## NOTE 20. RETAINED SURPLUS

Retained surplus at beginning of period	28,835	32,105
Re-classification of Capital Profits Reserve	566	-
Loss on Sale of Fixed Asset (previously revalued)	(155)	-
Net (deficit)/surplus for the period	(6,339)	(3,270)
<b>Retained surplus at the end of the period</b>	<b>22,907</b>	<b>28,835</b>

## NOTE 21. FINANCIAL INSTRUMENTS

Exposure to credit, interest rate and currency risks arises in the normal course of the Company's business. Derivative financial instruments are used to hedge exposure to fluctuations in foreign exchange rates.

### Foreign currency risk

The Company is exposed to foreign currency risk on revenue that is denominated in a currency other than the AUD. The currencies giving rise to this risk are primarily USD and EUR.

At 31 December 2006 there are no foreign currency hedges in place. The Company hedged ninety five per cent of all trade receivables denominated in a foreign currency. The Company used forward exchange contracts to hedge its foreign currency risk. The forward exchange contract matured prior to the balance sheet date.

# NOTES TO THE FINANCIAL STATEMENTS

For the year ended 31 December 2006

## NOTE 21. FINANCIAL INSTRUMENTS (CONTINUED)

In respect of other monetary assets and liabilities held in currencies other than the AUD, the Company ensures that the net exposure is kept to an acceptable level, by buying or selling foreign currencies at spot rates where necessary to address short-term imbalances.

### Credit risk

The Company has a credit policy in place and the exposure to credit risk is monitored on an ongoing basis. Credit evaluations are performed on all customers requiring credit over a certain amount. The Company does not require collateral in respect of financial assets.

Investments are allowed only in liquid securities and only with counterparties that have a credit rating equal to or better than the Company. Transactions involving derivative financial instruments are with counterparties with whom the Company has a signed netting agreement as well as sound credit ratings. Given their high credit ratings, management does not expect any counterparty to fail to meet its obligations.

At the balance sheet date there were no significant concentrations of credit risk. The maximum exposure to credit risk is represented by the carrying amount of each financial asset, including derivative financial instruments, in the balance sheet.

### Effective Interest Rates

2006								
IN THOUSANDS OF AUD	NOTE	EFFECTIVE INTEREST RATE	TOTAL	6 MONTHS OR LESS	6-12 MONTHS	1-2 YEARS	2-5 YEARS	MORE THAN 5 YEARS
Trade and other receivables*	8	2.94%	3,886	469	469	938	2,010	-
Interest bearing liabilities	16	9.03%	106	32	31	43	-	-
			<b>26,478</b>	<b>22,987</b>	<b>500</b>	<b>981</b>	<b>2,010</b>	-

2005								
IN THOUSANDS OF AUD	NOTE	EFFECTIVE INTEREST RATE	TOTAL	6 MONTHS OR LESS	6-12 MONTHS	1-2 YEARS	2-5 YEARS	MORE THAN 5 YEARS
Trade and other receivables*	8	-	-	-	-	-	-	-
Interest bearing liabilities	16	7.96%	259	77	76	106	-	-
			<b>31,513</b>	<b>31,331</b>	<b>76</b>	<b>106</b>	-	-

*Includes values related to SANZAR Europe only.*

### Forecasted transactions

The Company classifies its forward exchange contracts hedging forecasted transactions as cash flow hedges and states them at fair value. The fair value of forward exchange contracts at 1 January 2006 was adjusted against the opening balance of the hedging reserve at that date.

The net fair value of forward exchange contracts used as hedges of forecasted transactions at 31 December 2006 was \$Nil (2005: \$50,000), comprising assets of \$Nil (2005: \$50,000) and liabilities of \$Nil (2005: \$Nil) that were recognised in fair value derivatives. The Company does not have any forward exchange contracts hedging forecasted transactions.

### Sensitivity analysis

In managing interest rate and currency risks the Company aims to reduce the impact of short-term fluctuations on the Company's earnings. Over the longer-term, however, permanent changes in foreign exchange and interest rates would have an impact on earnings.



# NOTES TO THE FINANCIAL STATEMENTS

For the year ended 31 December 2006

## NOTE 21. FINANCIAL INSTRUMENTS (CONTINUED)

### Fair values

The fair values together with the carrying amounts shown in the balance sheet are as follows:

IN THOUSANDS OF AUD	NOTE	CARRYING		CARRYING	
		AMOUNT	FAIR VALUE	AMOUNT	FAIR VALUE
		2006	2006	2005	2005
Assets classified as held for sale	6				
Cash and cash equivalents	7	22,486	22,486	31,254	31,254
Trade and other receivables	8	11,255	11,255	3,135	3,135
Inventories	9	231	231	261	261
Other assets	10	3,565	3,565	1,143	1,143
Property, plant and equipment	11	1,362	1,362	1,153	1,153
Intangible assets	12	151	151	127	127
Investment in Joint Venture	13	441	411	-	-
Trade and other payables	14	9,915	9,915	8,148	8,148
Deferred revenue	15	5,497	5,497	658	658
Interest bearing liabilities	16	106	106	259	259
Provisions	17	1,066	1,066	1,062	1,062

### Estimation of fair values

The following summarises the major methods and assumptions used in estimating the fair values of financial instruments reflected in the table.

### Derivatives

Forward exchange contracts are either marked to market using listed market prices or by discounting the contractual forward price and deducting the current spot rate. For interest rate swaps broker quotes are used. Those quotes are back tested using pricing models or discounted cash flow techniques.

Where discounted cash flow techniques are used, estimated future cash flows are based on management's best estimates and the discount rate is a market related rate for a similar instrument at the balance sheet date. Where other pricing models are used, inputs are based on market related data at the balance sheet date.

### Interest bearing liabilities

The fair value is estimated as the present value of future cash flows, discounted at market interest rates for homogeneous lease agreements. The estimated fair values reflect change in interest rates.

### Trade and other receivables / payables

For receivables / payables with a remaining life of less than one year, the notional amount is deemed to reflect the fair value. All other receivables / payables are discounted to determine the fair value.

## NOTE 22. COMMITMENTS

### (a) Broadcasting Agreements

The Company, together with New Zealand Rugby Union and South African Rugby Football Union has entered into agreements with a number of broadcasters around the world for the period 2006 to 2010 for all International and Provincial matches.

These broadcasting agreements commit the Company to host an in-bound tour against a recognised rugby playing nation. In any domestic season, the Wallabies shall play at least three Tests in Australia (over and above the Tri Nations Series). A minimum of two of these Tests shall be against the national representative team of a recognised rugby playing nation.

### (b) SANZAR Joint Venture

The Company has given certain undertakings in respect to its participation in the SANZAR joint venture. These undertakings are consistent with its undertakings in the broadcasting agreements.

### (c) Member Union Collective Bargaining Agreement and Memoranda of Understanding with Member Unions

A Collective Bargaining Agreement has been negotiated between the Company, New South Wales Rugby Union Ltd, Queensland Rugby Union Ltd, Australian Capital Territory and Southern New South Wales Rugby Union Ltd, West Australian Rugby Union and Rugby Union Players Association Inc. Under this agreement the Company, along with the other rugby bodies is required to make minimum player payments. These total a minimum of \$25,750,000 for 2007 (2006 - \$25,000,000).

The Company is required to make grants to Member Unions under the Memoranda of Understanding. Under these memoranda, the Company is committed to pay a minimum amount of \$26,653,000 for 2007 (2006 - \$26,653,000).

# NOTES TO THE FINANCIAL STATEMENTS

For the year ended 31 December 2006

## NOTE 22. COMMITMENTS (CONTINUED)

### (d) Stadium Australia Hiring Agreement

The Company signed a hiring agreement with Stadium Australia Management Limited. Under this agreement the Company is committed to holding at least two Wallaby Test Matches each year at Telstra Stadium until the year ending 31 December 2011. The hiring fees are to be determined by reference to the number and type of tickets sold for each match.

### (e) Operating lease commitments

	2006 \$'000	2005 \$'000
Less than one year	1,238	281
Between one and five years	5,226	36
More than five years	8,177	-
	<b>14,641</b>	<b>317</b>

The Company leases property under non-cancellable operating leases. The leases will expire within 11 years. Leases generally provide the Company a right of renewal at which time all terms are renegotiated. Lease payments comprise a base amount plus an incremental rental based on movements in the Consumer Price Index.

The Company leases motor vehicles under operating leases expiring within three years. Lease payments are fixed for the term of the leases.

### (f) Finance lease payment commitments

Finance lease commitments are payable as follows:

	MINIMUM LEASE PAYMENTS			MINIMUM LEASE PAYMENTS		
	2006	INTEREST	PRINCIPAL	2005	INTEREST	PRINCIPAL
	\$'000	\$'000	\$'000	\$'000	\$'000	\$'000
Less than one year	69	(6)	63	167	(14)	153
Between one and five years	44	(1)	43	114	(8)	106
More than five years	-	-	-	-	-	-

The Company leases office fit-out at the Aussie Stadium under finance lease expiring in 2008. Lease payments are fixed for the entire period of the lease. The Company takes ownership of the fit-out at the end of the lease.

## NOTE 23. CONTINGENT LIABILITIES

The Company is defendant in a number of claims for personal injuries and other damages relating to the game of rugby. These claims are being defended and generally are subject to insurance coverage. At this time the Directors are unable to ascertain what the Company's liability, if any, may be.

## NOTE 24. INVESTMENT IN JOINTLY CONTROLLED ENTITY

The Company owns a one-third interest in SANZAR Pty Limited (ACN 069 272 304). The primary purpose of SANZAR Pty Limited is to act as agent for the SANZAR unincorporated joint venture.

The assets and liabilities of the entity were not material as at 31 December 2006 and the Company's interests were therefore not included in the Company's financial statements.

All of the obligations of the venturers arising from or attributable to the entity are several only and not joint and several.

The entity did not trade during the financial year.

## NOTE 25. INTEREST IN JOINT VENTURES

### i SANZAR UJV

The Company has a one-third interest in an unincorporated joint venture, SANZAR, which currently manages the Super 14 and Tri Nations rugby competitions in the Southern Hemisphere as well as the associated broadcasting agreements.

The assets and liabilities of the joint venture were not material as at 31 December 2006 and the Company's interests were therefore not included in the Company's financial statements. All income flowing from the broadcasting agreements was derived directly by the Company.

All of the obligations of the venturers arising from or attributable to the joint venture are several only and not joint and several.



# NOTES TO THE FINANCIAL STATEMENTS

For the year ended 31 December 2006

## NOTE 25. INTEREST IN JOINT VENTURES (CONTINUED)

ii SANZAR Europe S.a.r.l.

During the year the Company acquired a one-third investment in SANZAR Europe. This investee was established in conjunction with New Zealand Rugby Union and South African Rugby Union, to develop a European operation to facilitate sales in the European broadcasting market. Based on an evaluation of the risks and rewards of the investee it is not consolidated by the Company. The Company and other investors all provided an equal portion of the loan to the investee for start up purposes.

The Company's share of profit in its equity accounted investee for the year was \$23,000 (2005: \$nil).

Summary financial information for equity accounted investees, not adjusted for the percentage ownership held by the Company:

	2006 \$'000	2005 \$'000
Current Assets	1,966	-
Non Current Assets	12,942	-
<b>Total Assets</b>	<b>14,908</b>	<b>-</b>
Current Liabilities	13,549	-
Non Current Liabilities	-	-
<b>Total Liabilities</b>	<b>13,549</b>	<b>-</b>
Revenues	3,516	-
Expenses	(3,409)	-
<b>Profit/(loss)</b>	<b>107</b>	<b>-</b>
Share of Investee profit before income tax	36	-
Share of income tax expenses	(13)	-
Share of Investee net profit	23	-
<b>Share of Investee net profit accounted for using the equity method</b>	<b>23</b>	<b>-</b>

	PRINCIPAL ACTIVITY	COUNTRY OF INCORPORATION / RESIDENCE	REPORTING DATE	31 DECEMBER OWNERSHIP	
				2006	2005
SANZAR Europe S.a.r.l.	Sale of broadcasting rights to European Markets	Luxembourg	31 December	33%	-

## NOTE 26. NOTES TO THE STATEMENT OF CASHFLOWS

(a) Reconciliation of surplus to net cash provided by operating activities

	2006 \$'000	2005 \$'000
<b>Net (deficit) / surplus for the period</b>	<b>(6,339)</b>	<b>(3,212)</b>
<i>Add/(less) items classified as investing/financing activities:</i>		
Allocations to Member Unions	10,236	9,031
Interest received	(1,698)	(2,119)
Interest paid	14	34
(Gain)/Loss on disposal of property, plant and equipment	66	(1)
<i>Add/(less) non-cash items:</i>		
Amortisation of Trademarks & NSWRU loan	138	133
Depreciation	550	1095
Amount set aside to provisions	(83)	(131)
Movement in fair value forward contract	(50)	50
<b>Before change in assets and liabilities</b>	<b>2,834</b>	<b>4,880</b>
<i>Change in assets and liabilities during the financial period</i>		
(Increase)/decrease in receivables	(6,123)	507
(Increase) in prepayments and deferred expenditure	(2,422)	(998)
(Increase)/decrease in inventory	30	(47)
Increase/(decrease) in payables and provisions	1,767	(346)
Increase/(decrease) in deferred revenue	4,839	34
<b>Net cash provided by operating activities</b>	<b>925</b>	<b>4,030</b>

# NOTES TO THE FINANCIAL STATEMENTS

For the year ended 31 December 2006

	2006 \$'000	2005 \$'000
--	----------------	----------------

## NOTE 26. NOTES TO THE STATEMENT OF CASHFLOWS (CONTINUED)

### (b) Reconciliation of Cash

For the purposes of the Statement of Cashflows, cash includes cash on hand, at bank and short term deposits at call. Cash as at the end of the financial period as shown in the Statement of Cashflows is reconciled to the related items in the balance sheet as follows:

Cash at bank and on hand	5,322	624
Cash on deposit	17,164	30,630
	<b>22,486</b>	<b>31,254</b>

	2006 \$	2005 \$
--	------------	------------

## NOTE 27. KEY MANAGEMENT PERSONNEL DISCLOSURES

### Directors Income

Income paid or payable to Directors of the Company from the Company in connection with the management of the affairs of the Company:

Mr R Graham	44,000	22,000
Mr M Brown	22,000	15,000
Mr R Dalziel	13,000	-
Mr G Flowers	667,000	653,000
Mr T Hall	22,000	22,000
Mr T Jackman	14,000	-
Mr R Lee	14,000	-
Mr P McGrath	22,000	15,000
Mr D Usasz	22,000	15,000
Mr B Kehoe	7,000	22,000
Mr D Kumar	-	35,000
Mr R Thomson	7,000	15,000
Mr W Barrett	-	7,000
Mr D Bree	-	7,000
Mr J Collins	2,000	7,000
Mr R Tuckey	-	15,000
	<b>856,000</b>	<b>850,000</b>

There were no other transactions with key management personnel, or their related parties other than those set out in Note 28 relating to the ordinary course of business.



# NOTES TO THE FINANCIAL STATEMENTS

For the year ended 31 December 2006

## NOTE 28. RELATED PARTIES

### Directors

The names of each person holding the position of Director of the Company during the financial year were:

R Graham, M Brown, R Dalziel (appointed June 2006), G Flowers, T Hall, T Jackman (appointed April 2006), R Lee (appointed June 2006), P McGrath, D Usasz, B Kehoe (resigned April 2006), D Kumar (resigned March 2006) and R Thomson (resigned April 2006).

### Related Party Transactions

The Company conducts numerous transactions with Member Unions in the normal course of the national administration of the game of rugby. Details of loans which are interest bearing and allocations and other payments to Member Unions are disclosed in Note 8. Amounts receivable and payable by Member Unions as at 31 December 2006 are included in trade debtors and trade creditors.

Allocations to Member Unions (\$10,236,000) includes funding as specified in the Memorandum of Understanding (\$7,254,000) and the balance of financial support granted under the strategic initiatives created from the funds generated by the Rugby World Cup 2003, commonly referred to as 'the RWC2003 legacy programs', (\$2,982,000).

From time to time Directors of the Company, or their associates, may purchase goods or services from or through the Company. These purchases are generally on the same terms and conditions as those entered into by other employees or customers or are trivial or domestic in nature.

The terms and conditions of transactions with Directors and their related parties were no more favourable than those available, or which might reasonably be expected to be available on similar transactions to non Director related entities on an arm's length basis.

## NOTE 29. PRIOR PERIOD ADJUSTMENTS

During the 2006 financial year it was clarified that the Company does not have an ongoing obligation associated with the sale of Wallaby 1st Memberships. Previously the Company had deferred the revenue over the life of the membership and brought to account a portion of the revenue over each remaining year of the membership. Subsequently, it has been considered appropriate that the sales have been recognised immediately to revenue. Accordingly, sales previously deferred have been adjusted through retained surpluses.

The correction impacts the accounts as follows:

	ORIGINAL 2005 \$'000	ADJUSTMENT \$'000	RESTATED 2005 \$'000
<i>Extract from the Income Statement</i>			
Net gate takings and match revenue	12,858	(58)	12,800
Total revenue	73,288	(58)	73,230
Surplus for the period	5,819	(58)	5,761
Surplus attributable to members	5,819	(58)	5,761
<b>Net Profit</b>	<b>(3,212)</b>	<b>(58)</b>	<b>(3,270)</b>
<i>Extract from the Statement of Recognised Income and Expenses</i>			
<b>Deficit for the period</b>	<b>(3,212)</b>	<b>(58)</b>	<b>(3,270)</b>
<i>Extract from the Balance Sheet</i>			
Deferred Revenue (current)	716	(58)	658
Deferred Revenue (non-current)	1,278	(1,278)	-
Opening retained surplus	30,711	1,394	32,105
Current year net profit	(3,212)	(58)	(3,270)
<b>Closing retained surplus</b>	<b>27,499</b>	<b>1,336</b>	<b>28,835</b>


# DIRECTORS' DECLARATION

For the year ended 31 December 2006

1. In the opinion of the Directors of Australian Rugby Union Limited ('the Company'):
  - (a) the financial statements and notes, set out on pages 7 to 25, are in accordance with the Corporations Act 2001, including:
    - (i) giving a true and fair view of the financial position of the Company as at 31 December 2006 and of its performance, as represented by the results of their operations and its cash flows, for the financial year ended on that date; and
    - (ii) complying with Australian Accounting Standards and the Corporations Regulations 2001; and
  - (b) there are reasonable grounds to believe that the Company will be able to pay its debts as and when they become due and payable.

Dated at Sydney this 23rd day of March 2007.

Signed in accordance with a resolution of the Directors:



R Graham  
Director



G Flowers  
Director



# INDEPENDENT AUDIT REPORT

## Independent audit report to the members of Australian Rugby Union Limited

### SCOPE

#### The financial report and directors' responsibility

The financial report comprises the income statement, statement of recognised income and expense, balance sheet, statement of cashflows, accompanying notes to the financial statements notes 1 to 29, and the directors' declaration, set out on pages 7 to 26 for Australian Rugby Union Limited (the 'Company') for the financial year ended 31 December 2006.

The directors of the Company are responsible for the preparation and true and fair presentation of the financial report in accordance with the Corporations Act 2001. This includes responsibility for the maintenance of adequate accounting records and internal controls that are designed to prevent and detect fraud and error, and for the accounting policies and accounting estimates inherent in the financial report.

### AUDIT APPROACH

We conducted an independent audit in order to express an opinion to the members of the Company. Our audit was conducted in accordance with Australian Auditing Standards in order to provide reasonable assurance as to whether the financial report is free of material misstatement.

The nature of an audit is influenced by factors such as the use of professional judgement, selective testing, the inherent limitations of internal control, and the availability of persuasive rather than conclusive evidence. Therefore, an audit cannot guarantee that all material misstatements have been detected.

We performed procedures to assess whether in all material respects the financial report presents fairly, in accordance with the Corporations Act 2001, Australian Accounting Standards and other mandatory financial reporting requirements in Australia, a view which is consistent with our understanding of the Company's financial position, of its performance as represented by the results of its operations and cashflows.

We formed our audit opinion on the basis of these procedures, which included:

- examining, on a test basis, information to provide evidence supporting the amounts and disclosures in the financial report, and
- assessing the appropriateness of the accounting policies and disclosures used and the reasonableness of significant accounting estimates made by the directors.

While we considered the effectiveness of management's internal controls over financial reporting when determining the nature and extent of our procedures, our audit was not designed to provide assurance on internal controls.

### AUDIT OPINION

In our opinion, the financial report of Australian Rugby Union Limited is in accordance with:

- (a) the Corporations Act 2001, including:
  - (i) giving a true and fair view of the Company's financial position as at 31 December 2006 and of its performance for the financial year ended on that date; and
  - (ii) complying with Australian Accounting Standards and the Corporations Regulations 2001; and
- (b) other mandatory financial reporting requirements in Australia.



KPMG



Mark Epper  
Partner  
Sydney 23 March 2007



**AUSTRALIAN RUGBY UNION**

ACN 002 898 544

Ground Floor

29-57 Christie Street  
St Leonards NSW 2065

PO Box 115  
St Leonards NSW 1590

Tel: +61 2 8005 5555

Fax: +61 2 8005 5699

[www.rugby.com.au](http://www.rugby.com.au)



# VALE

## ANDREW "NICKY" BARR

1915-2006

Andrew "Nicky" Barr MC, DFC and Bar, OBE played Australian Rules for school in Melbourne before changing to Rugby



Union as a member of the Melbourne Powerhouse Club.

Barr played for Victoria from 1936-1939 and went on to be selected to represent the Wallabies in 1939 for the International Rugby World Tour, as a hooker even though most of his rugby career was played at flanker. However, after arriving in London the tour was cancelled due to war breaking out in Europe.

He returned to Australia and joined the RAAF to become a fighter pilot. He was sent to North Africa and rose to the rank of Squadron Leader, fighting against Rommel's famed Afrika Corp. In

just 12 months he shot down more than 12 enemy planes.

Barr himself was shot down on three occasions including being seriously injured on the third, then captured and taken to Italy as a hospitalised prisoner of war. He escaped four times – once from a moving train. On the fourth escape he successfully evaded recapture and, with a group of special operation commandoes, operated behind enemy lines and helped fellow prisoners of war to escape.

At the end of the war he was still only 27 years of age, but his war injuries put an end to his rugby career.

## KENNETH HOWARD KEARNEY

1924-2006

Ken "Killer" Kearney was an indestructible hooker who played for Australia in both codes during a career that lasted 30 seasons and began in Parramatta before World War II.

After representing Combined Services in Rugby Union during World War II, during which he served in the RAAF, Kearney was selected for New South Wales in 1946 and then Australia the following year.

He made his Test debut against the All Blacks in 1947 and went on to win selection on the Wallabies 1947-48 tour of Great Britain and France, a tour in which the Wallabies' line was never crossed in a Test match.

At the end of the Wallabies 1947-48 Spring Tour, Kearney began an illustrious rugby league career that spanned the St George, Parramatta and Cronulla clubs.



## HERB SAMUEL BARKER

1929-2006

Herb Barker played rugby league at Bourke St. Public School



before being introduced to rugby and a wide variety of sports.

In 1952 he made his first grade appearance with Randwick and his fast and elusive running at centre led to his selection for the NSW and Australian sides. In the same year he made his debut for both the Waratahs and the Wallabies in a series of spectacular matches against the popular visiting Fijian team.

He played his eighth and final Test against Fiji in 1954, kicking six goals in the two-Test series. Injury prevented him from joining

the 1955 tour to New Zealand and the 1956 Tests against the Springboks. In 1957 he moved to the St George Club and ended his career in 1959 after a string of injuries took their toll.

A multi-talented sportsman, Barker also played basketball for NSW from 1946-1950 and represented Australia in the hammer throw at the 1950 Commonwealth Games in Auckland, where he won the bronze medal. In 1956 he won the Australian hammer throw championship.

# 2006 ARU SPONSORS

