

The 25th Universiade Belgrade 2009

Swimming

Bulletin Nº 2

July 7, 2009



Daily Schedule
Men & Women
July 7, 2009

Date	Time	Event	Category	Phase/Round	Venue	
July 7 (Day 3)	09:00	200m Butterfly	M	Heats	SRC "Tasmajdan" - swimming pool	
		200m Individual Medley	W			
		200m Breaststroke	M			
		100m Backstroke	W			
		50m Backstroke	M			
		800m Free	W			
	18:15	800m Free	M	Final		
	18:26	200m Breaststroke	M	Semi-finals		
	18:36	200m Individual Medley	W			
	18:46	AWARDING CEREMONY 800m Free Men				
	18:52	200m Free	M	Finals		
	18:57	100m Breaststroke	W			
	19:01	200m Butterfly	M	Semi-final		
	19:11	AWARDING CEREMONY 200m Free Men				
	19:17	100m Free	W	Finals		
	19:21	200m Individual Medley	M			
	19:26	AWARDING CEREMONY 100m Breaststroke Women				
	19:32	100m Backstroke	W	Semi-finals		
	19:40	50m Backstroke	M			
	19:47	AWARDING CEREMONY 100m Free Women				
19:53	AWARDING CEREMONY 200m Individual Medley Men					

Start Lists

Men

July 7, 2009



SC Tasmajdan

Swimming

Men's 200m Butterfly

Preliminary

7 JUL 2009
09:00



Swimming

Start List

Liste de départ

	Record	Splits		Name	NOC Code	Location	Date
WR	1:52.03	25.36	53.53	1:22.75	PHELPS Michael	USA	Beijing (CHN) 13 AUG 2008
GR	1:55.92	26.81	55.94	1:25.82	SAKATA Ryusuke	JPN	Bangkok (THA) 9 AUG 2007

Heat 1

Event No. 15

Lane	Name	NOC Code	Date of Birth	Qualifying Time	Time	Rank
1	SHARPE David	CAN	29 OCT 1990			
2	LEMPHANE Victor	RSA	19 JUL 1989	2:13.00		
3	KOROSEC Blaz	SLO	23 AUG 1988	2:05.19		
4	NEWALL Brett	NZL	25 MAY 1989	2:03.32		
5	SCHNEITER Christian	SUI	19 APR 1984	2:04.48		
6	GORDIYENKO Dmitriy	KAZ	20 JUN 1986	2:06.50		
7	ARAMPATZIS Anestis	GRE	19 MAY 1990			

Heat 2

Lane	Name	NOC Code	Date of Birth	Qualifying Time	Time	Rank
1	JIN Tao	CHN	3 NOV 1988	2:02.00		
2	GERCSAK Balazs	HUN	14 OCT 1986	1:59.02		
3	CASTRO Frederico	BRA		1:56.99		
4	SAKATA Ryusuke	JPN	25 DEC 1985	1:56.36		
5	SALATTA Lucas	BRA	27 APR 1987	1:56.65		
6	CHUYEV Iliya	UKR	31 MAR 1984	1:57.80		
7	QUINTANILHA Nuno	POR		1:59.70		
8	CHETRAT Zack	CAN	9 AUG 1990	2:02.42		

Heat 3

Lane	Name	NOC Code	Date of Birth	Qualifying Time	Time	Rank
1	KALUZHSKIY Alexander	RUS	3 AUG 1986	2:01.54		
2	MARCHANT Cyril	FRA	11 MAR 1989	1:58.37		
3	PATTON Matthew	USA	3 APR 1987	1:56.98		
4	BOLLIER Robert	USA	22 AUG 1989	1:55.67		
5	HSU Chi-Chieh	TPE	27 APR 1988	1:56.59		
6	FLORENZANO Niccolo	ITA	6 DEC 1988	1:57.69		
7	WOLF Bernhard	AUT	31 JUL 1988	1:59.46		
8	SIGRIST Matthias	SUI	6 JUN 1985	2:02.40		



SC Tasmajdan

Swimming

Men's 200m Butterfly

Preliminary

7 JUL 2009
09:00

Heat 4

Lane	Name	NOC Code	Date of Birth	Qualifying Time	Time	Rank
1	NEVO Gal	ISR	29 JUN 1987	2:00.00		
2	BABUCHOWSKI Marcin	POL	8 JUN 1984	1:57.84		
3	COSENTINO Michele	ITA	27 NOV 1986	1:56.97		
4	KORZENIOWSKI Pawel	POL	9 JUL 1985	1:54.38		
5	KANEDA Kazuya	JPN	5 NOV 1987	1:56.46		
6	GANIKHIN Maxim	RUS	27 AUG 1986	1:57.01		
7	MANDEL Alon	ISR	23 AUG 1988	1:59.20		
8	BLOUIN Jonathan	CAN	7 JAN 1989	2:02.02		



SC Tasmajdan

Swimming

Men's 200m Breaststroke

Preliminary

7 JUL 2009
09:32



Swimming

Start List

Liste de départ

	Record	Splits		Name	NOC Code	Location	Date
WR	2:07.51	28.91	1:01.27	1:34.24	KITAJIMA Kosuke	JPN Tokyo (JPN)	8 JUN 2008
GR	2:12.35				SLAWOMIR Kuczko	POL Izmir (TUR)	12 AUG 2005

Heat 1

Event No. 17

Lane	Name	NOC Code	Date of Birth	Qualifying Time	Time	Rank
2	KOUBROUSLI Wael	LIB	12 JUN 1988	2:35.00		
3	VERBERK Eric	ARG	4 MAY 1984	2:31.70		
4	PERALTA Lucas	ARG	28 DEC 1988	2:31.60		
5	MAKARENKO Andrei	EST	3 AUG 1988	2:31.69		
6	YAMINE Jordan	MAR	21 MAR 1991	2:32.00		
7	FLORENZANO Niccolo	ITA	6 DEC 1988			

Heat 2

Lane	Name	NOC Code	Date of Birth	Qualifying Time	Time	Rank
1	DELETIC Danilo	SRB	1 AUG 1988	2:23.51		
2	MILENKOVIC Marko	SRB	18 MAR 1986	2:22.86		
3	VOVK Robert	SLO	10 FEB 1989	2:20.40		
4	JONES Bryn	CAN	5 FEB 1987	2:19.29		
5	BONILLA Diego	COL	3 MAR 1985	2:20.28		
6	KAHLIN Mattias	SWE	6 SEP 1987	2:22.74		
7	BIZJAN Simon	SLO	22 OCT 1986	2:23.03		
8	SCHNEITER Christian	SUI	19 APR 1984	2:23.89		

Heat 3

Lane	Name	NOC Code	Date of Birth	Qualifying Time	Time	Rank
1	WIPLINGER Stefan	AUT	14 OCT 1985	2:16.74		
2	SIN Su Jong	KOR	15 FEB 1988	2:16.21		
3	TITENIS Giedrius	LTU	21 JUL 1989	2:16.15		
4	JEDLICKA Jiri	CZE	5 FEB 1987	2:14.63		
5	KOUGIOUMTZOGLOV Savvas	GRE	1 FEB 1985	2:15.15		
6	MONACO Marco	CAN	18 SEP 1986	2:16.21		
7	BOSSARD Kilian	SUI	23 AUG 1986	2:16.62		
8	LI Ziqiang	CHN	1 MAR 1986	2:18.00		



SC Tasmajdan

Swimming

Men's 200m Breaststroke

Preliminary

7 JUL 2009
09:32

Heat 4

Lane	Name	NOC Code	Date of Birth	Qualifying Time	Time	Rank
1	ABASCAL Joaquin	ESP	17 MAR 1986	2:13.35		
2	MATSUEDA Takao	JPN	7 JUL 1987	2:12.32		
3	DE PELLEGRINI Tony	FRA	12 NOV 1982	2:11.42		
4	TOMITA Naoya	JPN	22 APR 1989	2:09.32		
5	WOLNIAK Slawomir	POL	23 JAN 1988	2:10.90		
6	BOSSINI Paolo	ITA	29 JUN 1985	2:11.67		
7	CALDER Craig	AUS	8 MAY 1986	2:12.97		
8	MOLNAR Akos	HUN	22 JUL 1987	2:14.46		

Heat 5

Lane	Name	NOC Code	Date of Birth	Qualifying Time	Time	Rank
1	HOLDERNESS Robert	GBR	29 JUN 1990	2:13.05		
2	MARAND Thibault	FRA	27 MAY 1987	2:12.12		
3	BEERI Tom	ISR	17 MAY 1986	2:11.40		
4	CERDEIRA Tales	BRA	23 JAN 1987	2:09.31		
5	POLYAKOV Vladislav	KAZ	30 NOV 1983	2:10.80		
6	KUCZKO Slawomir	POL	25 JUN 1985	2:11.51		
7	MAHONEY Sean	USA	12 AUG 1988	2:12.57		
8	OVCHINNIKOV Alexander	RUS	3 MAY 1982	2:13.67		

Heat 6

Lane	Name	NOC Code	Date of Birth	Qualifying Time	Time	Rank
1	ZINOVYEV Alexey	RUS	15 FEB 1990	2:13.04		
2	DYMO Valerii	UKR	9 SEP 1985	2:11.69		
3	JAMIESON Michael	GBR	5 AUG 1988	2:11.17		
4	BOGDANOVSKI Lazar	SRB	3 JAN 1989	2:04.08		
5	BORYSIK Igor	UKR	2 JUN 1984	2:10.70		
6	CRISTE John	USA	17 JAN 1989	2:11.46		
7	RYZHKOV Yevgeniy	KAZ	15 JUN 1985	2:12.44		
8	FRANCIOLINI Federico	ITA	12 JUL 1988	2:13.48		



SC Tasmajdan

Swimming

Men's 50m Backstroke

Preliminary

7 JUL 2009
10:10



Swimming

Start List

Liste de départ

	Record	Name	NOC Code	Location	Date
WR	24.33	BAL Randall	USA	Eindhoven (NED)	5 DEC 2008
GR	25.42	MEEUW Helge Folkert	GER	Bangkok (THA)	11 AUG 2007

Heat 1

Event No. 19

Lane	Name	NOC Code	Date of Birth	Qualifying Time	Time	Rank
3	OVURU Bright	NGR	13 MAY 1988			
4	ABU SULAYMAN Mohammed	KSA	17 JUN 1988			
6	HAMMOURI Ahmed	JOR	17 SEP 1990			

Heat 2

Lane	Name	NOC Code	Date of Birth	Qualifying Time	Time	Rank
1	AL - FOORI Salim	OMA	31 MAR 1990			
2	LUKUNGU Henry	UGA	7 AUG 1989	37.60		
3	AL-SHAHRANI Nayef Zamel	QAT	18 APR 1986	34.00		
4	PETROVIC Petar	SRB		28.82		
5	VU Chon In	MAC	15 FEB 1989	30.00		
6	AL - OWAISSI Issa	OMA	18 AUG 1984	36.00		
7	SSEBALAMU Abdul	UGA	22 JUL 1987	45.41		

Heat 3

Lane	Name	NOC Code	Date of Birth	Qualifying Time	Time	Rank
1	KOPAS Ivan	SRB	20 SEP 1990	27.58		
2	HENG Zhicheng	CHN	23 APR 1986	27.50		
3	NEWTON Jonathon	AUS	22 JAN 1981	27.36		
4	KONARZEWSKI Jan	POL	14 JUN 1988	27.03		
5	MOLINA Juan	COL	25 JAN 1991	27.25		
6	JACOBS Rohan	RSA	26 JAN 1987	27.45		
7	SUNDIN Konstantin	SWE	27 APR 1987	27.51		
8	TSAI Chun Yu Gary	HKG	22 MAR 1987	28.20		

Heat 4

Lane	Name	NOC Code	Date of Birth	Qualifying Time	Time	Rank
1	DUNFORD David H.	KEN	30 SEP 1988	26.98		
2	JEONG Doo Hee	KOR	4 DEC 1984	26.83		
3	NIKOLOPOULOS M.	GRE	16 AUG 1986	26.79		
4	GODSOE Eugene	USA	20 JAN 1988	26.66		
5	JASINSKI Jakub	POL	3 SEP 1987	26.76		
6	KOUAME Amine	MAR	3 MAR 1986	26.80		
7	OLVIK Andres	EST	16 APR 1986	26.93		
8	ISAKOV Oleksandr	UKR	17 OCT 1989	27.00		

Timing & Data Handling by TISSOT



SC Tasmajdan

Swimming

Men's 50m Backstroke

Preliminary

7 JUL 2009
10:10

Swimming

Heat 5

Lane	Name	NOC Code	Date of Birth	Qualifying Time	Time	Rank
1	BADURA Martin	CZE	18 MAR 1989	26.51		
2	OSSINSKIY Stanislav	KAZ	23 APR 1984	26.50		
3	NIZ Adriano	POR	3 MAY 1986	26.46		
4	DUNFORD Jason	KEN	28 NOV 1986	26.30		
5	SANKOVICH Pavel	BLR	29 JUN 1990	26.35		
6	SCHIRK Patrick	USA	25 JUL 1987	26.49		
7	ZHANG Chang	CHN	22 APR 1983	26.50		
8	MADORIN Ralph	SUI	4 JUN 1986	26.54		

Heat 6

Lane	Name	NOC Code	Date of Birth	Qualifying Time	Time	Rank
1	BURDIS Karl	IRL	5 SEP 1989	26.19		
2	DUBOVSKOY Artem	RUS	18 APR 1990	25.90		
3	RENHOLM Pontus	SWE	16 MAR 1986	25.46		
4	LANG Flori	SUI	30 JAN 1983	24.84		
5	CATALANO Enrico	ITA	6 AUG 1983	25.31		
6	HUSTACHE Joris	FRA	5 AUG 1988	25.78		
7	CLAY Matthew Guy	GBR	27 OCT 1982	26.04		
8	DOKTER Erwin	AUT	23 OCT 1983	26.29		

Heat 7

Lane	Name	NOC Code	Date of Birth	Qualifying Time	Time	Rank
1	BOWE Matthew	GBR	13 JUN 1983	26.08		
2	ELLIS Richard	RSA	14 OCT 1987	25.89		
3	SUNG Min	KOR	15 OCT 1982	25.44		
4	BARNEA Guy	ISR	9 SEP 1987	24.51		
5	KEIL Dominik	GER	19 MAR 1985	25.07		
6	ROGAN Markus	AUT	4 MAY 1982	25.72		
7	ROSE Matt	CAN	10 JUL 1981	26.03		
8	FRANCIA Nicolas	URU	18 APR 1987	26.23		

Heat 8

Lane	Name	NOC Code	Date of Birth	Qualifying Time	Time	Rank
1	DI CARLI Marco	GER	12 APR 1985	26.06		
2	AVERSA Mattia	ITA	23 JUL 1986	25.80		
3	ORZECOWSKI Daniel	BRA	1 JUN 1985	25.41		
4	KOGA Junya	JPN	19 JUL 1987	24.45		
5	IRIE Ryosuke	JPN	24 JAN 1990	24.96		
6	NG Callum	CAN	30 APR 1985	25.72		
7	BORISOV Vitaly	RUS	1 SEP 1990	25.94		
8	NADAV Kohavi	ISR	18 JAN 1985	26.20		

Start Lists
Women
July 7, 2009



SC Tasmajdan

Swimming

Women's 200m Individual Medley

Preliminary

7 JUL 2009
09:15



Swimming

Print Version 2.2

Start List

Liste de départ

CORRECTED

	Record	Splits		Name	NOC Code	Location	Date
WR	2:08.45	27.84	1:00.68	1:38.36	RICE Stephanie	AUS Beijing (CHN)	13 AUG 2008
GR	2:12.13	28.49	1:01.44	1:40.81	SANDENO Kaitlin Shea	USA Bangkok (THA)	10 AUG 2007

Heat 1

Event No. 16

Lane	Name	NOC Code	Date of Birth	Qualifying Time	Time	Rank
3	FLUONIA Solainy	AHO	27 JAN 1991	2:40.42		
4	SCHAER Allegra	SUI	26 OCT 1988	2:23.66		
5	MIMOVICOVA Zuzana	SVK	10 MAR 1989	2:26.16		

Heat 2

Lane	Name	NOC Code	Date of Birth	Qualifying Time	Time	Rank
1	PIERSE Hanna	CAN	26 SEP 1988	2:19.41		
2	VLADYKINA Vasilisa	RUS	23 JAN 1987	2:18.18		
3	XIE Jue	CHN	18 AUG 1990	2:15.90		
4	FUKUDA Tomoyo	JPN	20 MAY 1989	2:13.47		
5	CONCA RUZAF Aina	ESP	23 MAR 1987	2:14.84		
6	FRANCIS Grace	NZL	1 JAN 1990	2:17.05		
7	NOCHER Melanie	IRL	18 JUN 1988	2:18.92		

Heat 3

Lane	Name	NOC Code	Date of Birth	Qualifying Time	Time	Rank
1	NAM Yoo Sun	KOR	23 JUL 1985	2:19.32		
2	XIA Chenying	CHN	27 JUL 1987	2:17.50		
3	MCKEEHAN Michelle	USA	9 NOV 1989	2:15.51		
4	KITAGAWA Asami	JPN	3 OCT 1987	2:12.24		
5	BURATTO Erica	ITA	31 DEC 1984	2:13.93		
6	KOWALCZYK Anna	POL	23 MAR 1988	2:16.63		
8	FARKAS Mariann	HUN	11 JUN 1987	2:22.41		

Heat 4

Lane	Name	NOC Code	Date of Birth	Qualifying Time	Time	Rank
1	MEYER Bianca	RSA	13 APR 1989	2:19.00		
2	PASINI Elisa	ITA	24 NOV 1981	2:17.24		
3	KARPEEVA Svetlana	RUS	16 OCT 1985	2:15.15		
4	OHLGREN Ava	USA	31 JAN 1988	2:11.96		
5	MARQUETON Charlie	FRA	9 JAN 1990	2:13.68		
6	DODDS Melanie	CAN	26 JAN 1989	2:16.59		
7	KOROL Lybov	UKR	21 MAR 1989	2:18.43		
8	PROUD Stephanie	GBR	29 AUG 1988	2:20.00		

Timing & Data Handling by TISSOT



SC Tasmajdan

Swimming

Women's 100m Backstroke

Preliminary

7 JUL 2009
09:56

Print Version 2.1

Start List

CORRECTED

Liste de départ

	Record	Split	Name	NOC Code	Location	Date
WR	58.77	28.86	COVENTRY Kirsty	ZIM	Beijing (CHN)	11 AUG 2008
GR	1:01.06		INADA Norico	JPN	Mallorca (ESP)	1 JAN 1999

Heat 1

Event No. 18

Lane	Name	NOC Code	Date of Birth	Qualifying Time	Time	Rank
2	DEDAJIC Jelena	MNE	16 OCT 1987			
3	KETELAARS Silvie	AHO	10 OCT 1985	1:08.19		
4	LIU Zhen	CHN	1 APR 1988	1:07.80		
5	BOULAAMANE Imane	MAR	27 JAN 1989	1:08.00		
6	KUAN Weng I	MAC	9 JUL 1990	1:10.00		

Heat 2

Lane	Name	NOC Code	Date of Birth	Qualifying Time	Time	Rank
1	MILLY Katarina	SVK	3 MAY 1988	1:05.19		
2	MILEISYTE Rugile	LTU	11 MAY 1988	1:04.55		
3	PROUT Tannith	RSA	11 NOV 1987	1:04.00		
4	GOLUBEVA Alena	RUS	27 OCT 1989	1:03.64		
5	COCKERTON Amy	AUS	4 FEB 1987	1:03.78		
6	STYLIANI Stefani	GRE	28 MAY 1990	1:04.44		
7	SCHLESINGER Mikah	ISR	11 JAN 1990	1:05.00		
8	MOHORIC Ursa	SLO	19 DEC 1989	1:06.63		

Heat 3

Lane	Name	NOC Code	Date of Birth	Qualifying Time	Time	Rank
1	VAN BERKEL Martina	SUI	23 JAN 1989	1:03.18		
2	NOCHER Melanie	IRL	18 JUN 1988	1:02.66		
3	KUBAS Hanna	CAN	18 SEP 1985	1:01.53		
4	ZUBKOVA Kateryna	UKR	14 JUL 1988	1:00.88		
5	TABEI Eri	JPN	13 JAN 1988	1:00.93		
6	MURDOCH Katy	CAN	15 JUN 1987	1:01.82		
7	STRAZMESTER Marica	SRB	28 AUG 1981	1:02.86		

Heat 4

Lane	Name	NOC Code	Date of Birth	Qualifying Time	Time	Rank
1	VACLAVIKOVA Klara	CZE	17 APR 1987	1:03.03		
2	MENSING Jenny	GER	26 FEB 1986	1:02.54		
3	ALVARENGA Fernanda	BRA	20 AUG 1986	1:01.39		
4	ROGERS Lauren	USA	20 JUN 1987	1:00.76		
5	XU Tianlongzi	CHN	11 JAN 1991	1:00.90		
6	DE NARDI Valentina	ITA	6 DEC 1983	1:01.72		
7	LEFLEY Rachel Jayne	GBR	14 FEB 1990	1:02.67		
8	BLUNDELL Jessie	NZL	8 JUL 1990	1:03.38		

Timing & Data Handling by TISSOT



SC Tasmajdan

Swimming

Women's 100m Backstroke

Preliminary



Swimming

7 JUL 2009
 09:56

Heat 5

Lane	Name	NOC Code	Date of Birth	Qualifying Time	Time	Rank
1	KLOSOVA Petra	CZE	16 APR 1986	1:03.02		
2	SCROGGY Morgan	USA	2 AUG 1988	1:02.45		
3	MOSKVINA Ksenia	RUS	29 MAY 1989	1:01.27		
4	SAKAI Shiho	JPN	1 DEC 1990	1:00.09		
5	GEMO Elena	ITA	17 MAR 1987	1:00.89		
6	PUTRA Alexandra	FRA	20 SEP 1986	1:01.67		
7	SASETA ESTEBANEZ Ane	ESP	4 AUG 1983	1:02.66		
8	KOVALEVA Aleksandra	BLR	7 MAY 1990	1:03.28		



SC Tasmajdan

Swimming

Women's 800m Freestyle

Preliminary

7 JUL 2009
10:27

Swimming

Print Version 2.1

Start List

CORRECTED

Liste de départ

	Record	Splits				Name	NOC Code	Location	Date
WR	8:14.10	28.67	59.37	1:30.17	2:01.32	ADLINGTON Rebecca	GBR	Beijing (CHN)	16 AUG 2008
		2:32.33	3:03.58	3:34.57	4:05.72				
		4:36.47	5:07.62	5:38.84	6:10.30				
		6:41.69	7:13.24	7:44.44					
GR	8:25.59	29.55	1:00.60	1:32.14	2:03.96	RIGAMONTI Flavia	SUI	Bangkok (THA)	9 AUG 2007
		2:35.86	3:07.88	3:39.55	4:11.54				
		4:43.21	5:15.23	5:46.97	6:18.92				
		6:50.85	7:22.98	7:54.52					

Heat 1

Event No. 20

Lane	Name	NOC Code	Date of Birth	Qualifying Time	Time	Rank
1	EFSTATHIOU Elgeteria	GRE	5 JUL 1989			
2	HICKS Verity	NZL	17 AUG 1988	8:58.23		
3	IVANITZ Tara	CAN	1 DEC 1988	8:47.73		
4	SPRAGUE Whitney	USA	16 DEC 1986	8:39.15		
5	NAUTA Chelsea	USA	14 OCT 1988	8:45.16		
6	HENDRIKS Breanna	CAN	2 SEP 1989	8:55.56		
7	HAJNAL Erika	HUN	7 SEP 1989	9:04.08		

Heat 2

Lane	Name	NOC Code	Date of Birth	Qualifying Time	Time	Rank
1	KAMEL Nadine	LIB	31 AUG 1988	10:30.12		
2	MI Mengjiao	CHN	27 JAN 1990	8:56.00		
3	IOPPI Roberta	ITA	11 FEB 1985	8:47.42		
4	IWASHITA Natsumi	JPN	12 MAY 1989	8:38.15		
5	CASTANEDA Patricia	MEX	16 MAR 1990	8:43.00		
6	SYCH Regina	RUS	21 JUL 1987	8:55.26		
7	EISENRING Stephanie	SUI	18 NOV 1990	9:03.58		

Heat 3

Lane	Name	NOC Code	Date of Birth	Qualifying Time	Time	Rank
1	VARGA Monika	SRB	26 JUL 1990	9:56.28		
2	WEBBY Charlotte	NZL	18 JUL 1988	8:55.74		
3	PASINI Elisa	ITA	24 NOV 1981	8:46.00		
4	KIDA Yumi	JPN	30 JUN 1985	8:34.55		
5	MURPHY Nuala	IRL	25 APR 1989	8:42.20		
6	GONZALEZ Alejandra	MEX	16 AUG 1989	8:52.00		
7	RYBAROVA Sylvie	CZE	24 AUG 1985	8:59.63		

Results

Men

July 6, 2009



SC Tasmajdan

Swimming

Men's 200m Freestyle

Preliminary

6 JUL 2009
09:00



Results Summary

Résumé des résultats

	Record	Splits			Name	NOC Code	Location	Date
WR	1:42.96	24.31	50.29	1:16.84	PHELPS Michael	USA	Beijing (CHN)	12 AUG 2008
GR	1:47.42	25.25	52.77	1:20.45	RITTER Adam James	USA	Bangkok (THA)	13 AUG 2007

Preliminary

Event No. 10

Rank	Heat	Lane	Name	Date of Birth	NOC Code	R.T.	50m	100m	150m	Time	Time Behind
1	6	4	UCHIDA Sho	28 SEP 1987	JPN	0.78	26.16	53.90	1:21.68	1:48.78	Q
								27.74	27.78	27.10	
2	6	6	BODET Sebastien	31 OCT 1985	FRA	0.76	25.40	53.17	1:21.27	1:49.15	0.37 Q
								27.77	28.10	27.88	
3	4	2	KARASEK David	6 OCT 1987	SUI	0.63	26.05	54.45	1:22.05	1:49.35	0.57 Q
								28.40	27.60	27.30	
4	6	7	SILJEVSKI Radovan	17 JUL 1986	SRB	0.74	25.31	52.88	1:20.86	1:49.36	0.58 Q
								27.57	27.98	28.50	
5	5	4	HIHARA Shogo	3 FEB 1987	JPN	0.77	25.82	53.53	1:21.93	1:49.51	0.73 Q
								27.71	28.40	27.58	
6	5	2	HARRISON Ryan	10 JUN 1989	IRL	0.68	25.75	53.68	1:21.95	1:49.70	0.92 Q
								27.93	28.27	27.75	
7	4	3	ROBISON Douglas	5 DEC 1988	USA	0.76	25.77	54.45	1:22.46	1:49.85	1.07 Q
								28.68	28.01	27.39	
8	3	5	MARKOVIC Dorde	20 SEP 1987	SRB	0.69	26.43	54.17	1:22.03	1:49.88	1.10 Q
								27.74	27.86	27.85	
9	6	5	SHAPIRA BAROR Nimrod	25 APR 1989	ISR	0.77	26.26	54.21	1:22.36	1:50.07	1.29 Q
								27.95	28.15	27.71	
10	4	1	BETUZZI Ray	21 SEP 1987	CAN	0.73	26.14	53.87	1:21.92	1:50.12	1.34 Q
								27.73	28.05	28.20	
11	4	5	CASSIO Nicola	9 JUL 1985	ITA	0.75	26.06	54.18	1:22.69	1:50.19	1.41 Q
								28.12	28.51	27.50	
12	4	4	JOHNS Brian	5 AUG 1982	CAN	0.86	25.94	54.37	1:22.85	1:50.52	1.74 Q
								28.43	28.48	27.67	
13	6	2	TIMATKOV Boris	21 APR 1986	RUS	0.65	26.50	54.76	1:22.86	1:50.62	1.84 Q
								28.26	28.10	27.76	
14	5	8	GERCSAK Balazs	14 OCT 1986	HUN	0.76	26.41	54.80	1:22.94	1:50.84	2.06 Q
								28.39	28.14	27.90	
15	5	3	TRANNOY Kevin	28 SEP 1987	FRA	0.72	26.03	54.18	1:22.63	1:51.03	2.25 Q
								28.15	28.45	28.40	
16	5	5	SIDORKIN Vladimir	9 MAY 1986	EST	0.82	26.28	54.15	1:22.61	1:51.26	2.48 Q
								27.87	28.46	28.65	
17	6	1	KONOVALOV Ian	1 FEB 1990	UKR	0.81	26.58	54.66	1:23.18	1:51.28	2.50
								28.08	28.52	28.10	
18	4	7	THOMSON Jay-Cee	19 JUL 1990	RSA	0.74	26.10	54.29	1:22.79	1:51.50	2.72
								28.19	28.50	28.71	
19	6	3	BOLLIER Robert	22 AUG 1989	USA	0.78	26.39	54.44	1:22.89	1:51.60	2.82
								28.05	28.45	28.71	
20	4	6	DI PIPPO Francesco	27 FEB 1985	ITA	0.79	26.21	54.38	1:22.55	1:51.65	2.87
								28.17	28.17	29.10	
21	4	8	ROTH Damian	8 JUN 1986	ARG	0.82	26.07	54.73	1:23.64	1:52.17	3.39
								28.66	28.91	28.53	
22	5	6	NATSVIN Evgeny	23 SEP 1985	RUS	0.81	26.15	54.23	1:23.06	1:52.57	3.79
								28.08	28.83	29.51	
23	6	8	TOMASEK Martin	16 APR 1988	CZE	0.87	26.57	55.54	1:23.82	1:52.61	3.83
								28.97	28.28	28.79	
24	3	2	BANUELOS Gerardo	3 JUN 1990	MEX	0.70	26.35	55.06	1:23.98	1:53.00	4.22
								28.71	28.92	29.02	
25	1	4	ANDREASSON Robin	30 AUG 1988	SWE	0.80	26.18	54.85	1:23.83	1:53.01	4.23
								28.67	28.98	29.18	

Timing & Data Handling by TISSOT



SC Tasmajdan

6 JUL 2009
09:00

Swimming

Men's 200m Freestyle

Preliminary



Swimming

Preliminary

Event No. 10

Rank	Heat	Lane	Name	Date of Birth	NOC Code	R.T.	50m	100m	150m	Time	Time Behind
26	3	7	HODGSON Andrew	19 MAY 1987	GBR	0.79	25.70	54.68	1:24.31	1:53.25	4.47
								28.98	29.63	28.94	
27	5	7	GIMINSKI Lukasz	5 FEB 1986	POL	0.76	26.72	55.08	1:24.18	1:53.29	4.51
								28.36	29.10	29.11	
28	3	6	FURRER Duncan	22 APR 1989	SUI	0.70	26.33	54.80	1:24.34	1:53.31	4.53
								28.47	29.54	28.97	
29	2	3	OLIVEIRA Pedro		POR	0.83	26.76	55.61	1:25.25	1:53.39	4.61
								28.85	29.64	28.14	
30	3	3	YEH Juan	17 JUN 1983	MEX	0.65	26.91	55.94	1:25.13	1:53.85	5.07
								29.03	29.19	28.72	
31	2	4	DILMAN Artur	28 AUG 1990	KAZ	0.78	26.45	55.09	1:24.30	1:53.88	5.10
								28.64	29.21	29.58	
32	3	4	NIZ Adriano	3 MAY 1986	POR	0.76	26.82	55.75	1:25.15	1:54.58	5.80
								28.93	29.40	29.43	
33	2	6	DU PLESSIS Marnitz	1 NOV 1987	RSA	0.74	26.57	56.03	1:25.87	1:54.88	6.10
								29.46	29.84	29.01	
34	2	5	MALLAT Salvador	6 AUG 1986	CHI	0.83	26.71	55.65	1:25.15	1:55.07	6.29
								28.94	29.50	29.92	
35	2	8	ERLAH Denis	30 JUN 1988	SLO	0.78	26.88	55.59	1:25.12	1:56.02	7.24
								28.71	29.53	30.90	
36	2	1	THANAKORNWORAKIART T.	22 MAR 1987	THA	0.77	27.69	57.45	1:27.26	1:56.24	7.46
								29.76	29.81	28.98	
37	3	8	TOWNSING Lloyd	14 AUG 1985	AUS	0.79	25.59	54.96	1:25.99	1:57.30	8.52
								29.37	31.03	31.31	
38	2	2	MEEGAN Andrew	24 MAY 1990	IRL	0.71	27.49	57.45	1:28.00	1:57.90	9.12
								29.96	30.55	29.90	
39	2	7	HENG Zhicheng	23 APR 1986	CHN	0.79	27.53	57.55	1:28.32	1:59.99	11.21
								30.02	30.77	31.67	
40	1	5	CHEN Zheng	27 SEP 1991	CHN	0.80	28.36	58.92	1:30.46	2:00.85	12.07
								30.56	31.54	30.39	
	1	2	ALMARZOOGI Hashem	1 JAN 1987	KSA					DNS	
	1	3	NIANE Abdoul	20 AUG 1988	SEN					DNS	
	1	6	NEVO Gal	29 JUN 1987	ISR					DNS	
	1	7	ALBAID Abdulaziz	21 OCT 1986	KSA					DNS	
	3	1	RUBACEK Michal	19 DEC 1986	CZE					DNS	

Legend:

DNS Did not start

R.T. Reaction time



SC Tasmajdan

Swimming

Men's 200m Freestyle

Semifinals

6 JUL 2009
19:20



Results Summary

Résumé des résultats

	Record	Splits			Name	NOC Code	Location	Date
WR	1:42.96	24.31	50.29	1:16.84	PHELPS Michael	USA	Beijing (CHN)	12 AUG 2008
GR	1:47.42	25.25	52.77	1:20.45	RITTER Adam James	USA	Bangkok (THA)	13 AUG 2007

Semifinals

Event No. 10

Rank	Heat	Lane	Name	Date of Birth	NOC Code	R.T.	50m	100m	150m	Time	Time Behind
1	2	4	UCHIDA Sho	28 SEP 1987	JPN	0.76	25.86	53.55	1:21.27	1:48.19	Q
2	1	6	MARKOVIC Dorde	20 SEP 1987	SRB	0.72	25.37	52.66	1:20.69	1:48.34	0.15 Q
2	2	3	HIHARA Shogo	3 FEB 1987	JPN	0.71	25.68	53.86	1:21.59	1:48.34	0.15 Q
4	2	7	CASSIO Nicola	9 JUL 1985	ITA	0.75	25.47	53.13	1:21.04	1:48.83	0.64 Q
5	2	6	ROBISON Douglas	5 DEC 1988	USA	0.71	25.25	53.25	1:21.22	1:48.98	0.79 Q
6	2	5	KARASEK David	6 OCT 1987	SUI	0.78	25.67	53.41	1:21.14	1:49.09	0.90 Q
7	1	5	SILJEVSKI Radovan	17 JUL 1986	SRB	0.73	25.27	52.70	1:21.00	1:49.21	1.02 Q
8	1	4	BODET Sebastien	31 OCT 1985	FRA	0.75	25.25	52.61	1:20.87	1:49.26	1.07 Q
9	2	2	SHAPIRA BAROR Nimrod	25 APR 1989	ISR	0.72	25.76	53.46	1:21.63	1:49.28	1.09
10	1	3	HARRISON Ryan	10 JUN 1989	IRL	0.72	25.32	52.82	1:21.01	1:49.67	1.48
11	1	2	BETUZZI Ray	21 SEP 1987	CAN	0.69	26.16	53.85	1:21.72	1:49.68	1.49
12	2	1	TIMATKOV Boris	21 APR 1986	RUS	0.80	26.09	53.89	1:21.98	1:49.81	1.62
13	1	7	JOHNS Brian	5 AUG 1982	CAN	0.83	25.72	53.45	1:21.98	1:49.96	1.77
14	2	8	TRANNOY Kevin	28 SEP 1987	FRA	0.71	25.40	53.38	1:21.73	1:50.66	2.47
15	1	1	GERCSAK Balazs	14 OCT 1986	HUN	0.73	26.47	54.99	1:22.97	1:50.68	2.49
16	1	8	SIDORKIN Vladimir	9 MAY 1986	EST	0.86	25.66	53.86	1:22.80	1:53.08	4.89

Legend:

R.T. Reaction time

Timing & Data Handling by TISSOT



SC Tasmajdan

Swimming

Men's 200m Individual Medley

Preliminary

6 JUL 2009
09:36

Results Summary

Résumé des résultats

	Record	Splits			Name	NOC Code	Location	Date
WR	1:54.23	24.59	53.40	1:26.90	PHELPS Michael	USA	Beijing (CHN)	15 AUG 2008
GR	1:59.97	26.17	57.49	1:31.53	JOHNS Brian	CAN	Bangkok (THA)	11 AUG 2007

Preliminary

Event No. 12

Rank	Heat	Lane	Name	Date of Birth	NOC Code	R.T.	50m	100m	150m	Time	Time Behind
1	3	7	MAHONEY Sean	12 AUG 1988	USA	0.72	26.30	57.68	1:30.69	2:00.48	Q
								31.38	33.01	29.79	
2	3	5	VANDERKAAY Alex	21 JUN 1986	USA	0.81	26.36	57.83	1:32.34	2:01.56	1.08 Q
								31.47	34.51	29.22	
3	3	4	BEAVERS Keith	9 FEB 1983	CAN	0.71	26.63	57.33	1:32.29	2:01.77	1.29 Q
								30.70	34.96	29.48	
4	2	4	KOSAKA Yuma	11 AUG 1989	JPN	0.72	25.69	58.00	1:32.62	2:01.95	1.47 Q
								32.31	34.62	29.33	
5	2	3	HORIHATA Yuya	30 JUL 1990	JPN	0.70	27.30	58.10	1:33.53	2:02.65	2.17 Q
								30.80	35.43	29.12	
6	4	7	GORDIYENKO Dmitriy	20 JUN 1986	KAZ	0.85	26.97	59.35	1:33.71	2:02.83	2.35 Q
								32.38	34.36	29.12	
7	4	6	WOJT Lukasz	13 MAR 1982	POL	0.71	26.74	58.35	1:34.55	2:03.37	2.89 Q
								31.61	36.20	28.82	
8	4	5	JOHNS Brian	5 AUG 1982	CAN	0.85	26.88	59.07	1:34.32	2:03.53	3.05 Q
								32.19	35.25	29.21	
9	4	4	NEVO Gal	29 JUN 1987	ISR	0.69	26.84	59.49	1:34.90	2:03.73	3.25 Q
								32.65	35.41	28.83	
10	4	3	TIKHONOV Alexander	4 MAY 1988	RUS	0.77	27.05	57.63	1:34.30	2:03.77	3.29 Q
								30.58	36.67	29.47	
11	2	2	THOMSON Jay-Cee	19 JUL 1990	RSA	0.72	26.87	59.40	1:35.24	2:03.96	3.48 Q
								32.53	35.84	28.72	
12	4	1	NEWALL Brett	25 MAY 1989	NZL	0.74	26.71	58.46	1:36.33	2:06.00	5.52 Q
								31.75	37.87	29.67	
13	3	3	MATCZAK Mateusz	12 SEP 1989	POL	0.78	27.44	1:00.31	1:37.29	2:06.05	5.57 Q
								32.87	36.98	28.76	
14	2	7	ARYMPIAS Georgios	25 JAN 1988	GRE	0.80	27.46	59.95	1:36.84	2:06.10	5.62 Q
								32.49	36.89	29.26	
15	4	8	CALDER Craig	8 MAY 1986	AUS	0.86	28.33	1:01.90	1:36.53	2:07.47	6.99 Q
								33.57	34.63	30.94	
16	1	5	CHU Kevin Kam Yin	5 JAN 1989	HKG	0.79	27.99	59.41	1:37.94	2:08.25	7.77 Q
								31.42	38.53	30.31	
17	2	1	STOTTELAAR Schalk	16 JUN 1985	RSA	0.75	27.55	1:00.90	1:37.60	2:08.42	7.94
								33.35	36.70	30.82	
18	1	4	BOSSARD Kilian	23 AUG 1986	SUI	0.82	28.13	1:01.58	1:37.81	2:09.78	9.30
								33.45	36.23	31.97	
19	2	8	CHAMMAH Itai	11 NOV 1985	ISR	0.73	27.34	59.58	1:40.35	2:10.87	10.39
								32.24	40.77	30.52	
20	1	6	ZHANG Zhe	11 FEB 1991	CHN	0.73	27.78	1:03.51	1:43.29	2:14.46	13.98
								35.73	39.78	31.17	
21	1	2	VERBERK Eric	4 MAY 1984	ARG	0.75	27.61	1:01.34	1:40.00	2:15.11	14.63
								33.73	38.66	35.11	
	1	8	ALMARZOOGI Hashem	1 JAN 1987	KSA					DNS	
	2	5	SCHULTZ Andre		BRA					DNS	
	3	8	KARASEK David	6 OCT 1987	SUI					DNS	
	4	2	SALATTA Lucas	27 APR 1987	BRA					DNS	



SC Tasmajdan

Swimming

Men's 200m Individual Medley

Preliminary



Swimming

6 JUL 2009
 09:36

Preliminary

Event No. 12

Rank	Heat	Lane	Name	Date of Birth	NOC Code	R.T.	50m	100m	150m	Time	Time Behind
	1	3	MILENKOVIC Marko	18 MAR 1986	SRB					DSQ	
	1	7	GAIRA Conrad	28 DEC 1986	UGA					DSQ	
	2	6	WOLF Bernhard	31 JUL 1988	AUT					DSQ	
	3	1	LI Ziqiang	1 MAR 1986	CHN					DSQ	
	3	6	FLORENZANO Niccolo	6 DEC 1988	ITA					DSQ	

Legend:

DNS Did not start

DSQ Disqualified

R.T. Reaction time

Timing & Data Handling by TISSOT



SC Tasmajdan

Swimming

Men's 200m Individual Medley

Semifinals

6 JUL 2009
18:59

Results Summary

Résumé des résultats

	Record	Splits			Name	NOC Code	Location	Date
WR	1:54.23	24.59	53.40	1:26.90	PHELPS Michael	USA	Beijing (CHN)	15 AUG 2008
GR	1:59.97	26.17	57.49	1:31.53	JOHNS Brian	CAN	Bangkok (THA)	11 AUG 2007

Semifinals

Event No. 12

Rank	Heat	Lane	Name	Date of Birth	NOC Code	R.T.	50m	100m	150m	Time	Time Behind
1	2	4	VANDERKAAY Alex	21 JUN 1986	USA	0.79	25.85	56.76	1:30.74	1:59.09	Q GR
								30.91	33.98	28.35	
2	2	6	JOHNS Brian	5 AUG 1982	CAN	0.82	25.98	56.20	1:31.25	2:00.20	1.11 Q
								30.22	35.05	28.95	
3	2	5	KOSAKA Yuma	11 AUG 1989	JPN	0.68	25.66	57.42	1:31.53	2:00.43	1.34 Q
								31.76	34.11	28.90	
4	1	4	BEAVERS Keith	9 FEB 1983	CAN	0.70	26.24	56.82	1:31.26	2:00.89	1.80 Q
								30.58	34.44	29.63	
5	2	2	TIKHONOV Alexander	4 MAY 1988	RUS	0.76	26.60	56.58	1:32.44	2:01.63	2.54 Q
								29.98	35.86	29.19	
6	1	5	HORIHATA Yuya	30 JUL 1990	JPN	0.71	27.16	58.07	1:33.57	2:02.04	2.95 Q
								30.91	35.50	28.47	
7	1	7	MATCZAK Mateusz	12 SEP 1989	POL	0.80	26.66	57.99	1:33.56	2:02.16	3.07 Q
								31.33	35.57	28.60	
8	1	3	WOJT Lukasz	13 MAR 1982	POL	0.70	26.88	57.85	1:34.18	2:02.79	3.70 Q
								30.97	36.33	28.61	
9	2	3	GORDIYENKO Dmitriy	20 JUN 1986	KAZ	0.86	26.55	58.15	1:33.28	2:02.91	3.82
								31.60	35.13	29.63	
10	1	2	THOMSON Jay-Cee	19 JUL 1990	RSA	0.74	26.98	58.48	1:34.89	2:03.19	4.10
								31.50	36.41	28.30	
11	2	1	ARYMPLIAS Georgios	25 JAN 1988	GRE	0.77	27.07	59.42	1:36.05	2:05.45	6.36
								32.35	36.63	29.40	
12	2	7	NEWALL Brett	25 MAY 1989	NZL	0.74	27.05	58.29	1:36.08	2:06.56	7.47
								31.24	37.79	30.48	
13	2	8	STOTTELAAR Schalk	16 JUN 1985	RSA	0.76	27.28	59.53	1:35.97	2:06.62	7.53
								32.25	36.44	30.65	
14	1	1	CHU Kevin Kam Yin	5 JAN 1989	HKG	0.75	27.81	59.49	1:37.24	2:07.40	8.31
								31.68	37.75	30.16	
15	1	8	BOSSARD Kilian	23 AUG 1986	SUI	0.81	27.68	1:00.37	1:36.37	2:07.62	8.53
								32.69	36.00	31.25	
	1	6	NEVO Gal	29 JUN 1987	ISR					DSQ	

Legend:

DSQ Disqualified

GR Games record

R.T. Reaction time



25th Universiade
BELGRADE
2009

SC Tasmajdan

6 JUL 2009
10:08

Swimming

Men's 800m Freestyle

Preliminary



Swimming

Results Summary

Résumé des résultats

	Record	Splits			Name	NOC Code	Location	Date	
WR	7:38.65	25.99	54.38	1:23.13	1:51.89	HACKETT Grant	AUS	Montreal (CAN)	27 JUL 2005
		2:20.60	2:49.49	3:18.32	3:47.17				
		4:16.06	4:45.03	5:14.21	5:43.55				
		6:12.78	6:42.11	7:10.44					
GR	7:49.90	27.36	56.40	1:25.79	1:55.51	LATOURETTE Chad Eric	USA	Bangkok (THA)	10 AUG 2007
		2:25.45	2:55.36	3:25.08	3:54.77				
		4:24.51	4:54.11	5:23.83	5:53.52				
		6:23.39	6:52.91	7:22.28					

Preliminary

Event No. 14

Rank	Heat	Lane	Name	Date of Birth	NOC Code	R.T.	Time	Time Behind
1	2	4	STANCZYK Przemyslaw	12 FEB 1985	POL	0.81	8:00.15	Q
	50m 28.29	100m 58.68	150m 1:29.40	200m 1:59.99	250m 2:30.57	300m 3:01.09	350m 3:31.70	400m 4:02.12
		30.39	30.72	30.59	30.58	30.52	30.61	30.42
	450m 4:32.30	500m 5:02.42	550m 5:32.25	600m 6:02.20	650m 6:31.95	700m 7:01.73	750m 7:31.48	
	30.18	30.12	29.83	29.95	29.75	29.78	29.75	28.67
2	2	3	ROUAULT Sebastien	24 FEB 1986	FRA	0.80	8:00.65	0.50 Q
	50m 28.96	100m 59.39	150m 1:30.09	200m 2:01.23	250m 2:31.70	300m 3:01.92	350m 3:32.49	400m 4:03.25
		30.43	30.70	31.14	30.47	30.22	30.57	30.76
	450m 4:33.12	500m 5:03.15	550m 5:33.00	600m 6:03.13	650m 6:32.81	700m 7:02.26	750m 7:32.00	
	29.87	30.03	29.85	30.13	29.68	29.45	29.74	28.65
3	4	4	LATOURETTE Chad	7 OCT 1988	USA	0.90	8:00.76	0.61 Q
	50m 28.58	100m 59.18	150m 1:29.64	200m 2:00.37	250m 2:30.87	300m 3:01.51	350m 3:31.43	400m 4:01.72
		30.60	30.46	30.73	30.50	30.64	29.92	30.29
	450m 4:32.16	500m 5:02.38	550m 5:32.72	600m 6:02.60	650m 6:32.88	700m 7:02.88	750m 7:32.54	
	30.44	30.22	30.34	29.88	30.28	30.00	29.66	28.22
4	4	5	ARAPIRACA Luis	26 DEC 1987	BRA	0.77	8:00.98	0.83 Q
	50m 28.66	100m 58.60	150m 1:28.57	200m 1:58.45	250m 2:28.46	300m 2:58.63	350m 3:29.12	400m 3:59.76
		29.94	29.97	29.88	30.01	30.17	30.49	30.64
	450m 4:30.36	500m 5:00.96	550m 5:31.75	600m 6:02.54	650m 6:32.60	700m 7:02.40	750m 7:32.46	
	30.60	30.60	30.79	30.79	30.06	29.80	30.06	28.52
5	2	5	PASIALIS Theodore	29 SEP 1989	AUS	0.84	8:01.83	1.68 Q
	50m 27.95	100m 58.29	150m 1:29.18	200m 1:59.61	250m 2:30.22	300m 3:00.84	350m 3:31.49	400m 4:01.95
		30.34	30.89	30.43	30.61	30.62	30.65	30.46
	450m 4:32.30	500m 5:02.45	550m 5:32.67	600m 6:02.73	650m 6:32.80	700m 7:02.95	750m 7:32.91	
	30.35	30.15	30.22	30.06	30.07	30.15	29.96	28.92
6	3	4	COLBERTALDO Federico	17 OCT 1988	ITA	0.78	8:02.04	1.89 Q
	50m 29.17	100m 59.78	150m 1:30.49	200m 2:01.04	250m 2:31.17	300m 3:01.46	350m 3:31.61	400m 4:01.86
		30.61	30.71	30.55	30.13	30.29	30.15	30.25
	450m 4:32.07	500m 5:02.30	550m 5:32.85	600m 6:03.05	650m 6:33.06	700m 7:03.08	750m 7:32.76	
	30.21	30.23	30.55	30.20	30.01	30.02	29.68	29.28
7	4	6	SONONAKA Ryoji	30 DEC 1985	JPN	0.77	8:02.07	1.92 Q
	50m 28.47	100m 58.99	150m 1:29.31	200m 1:59.32	250m 2:29.50	300m 2:59.78	350m 3:29.97	400m 4:00.23
		30.52	30.32	30.01	30.18	30.28	30.19	30.26
	450m 4:30.39	500m 5:00.87	550m 5:31.16	600m 6:01.74	650m 6:32.19	700m 7:02.87	750m 7:33.01	
	30.16	30.48	30.29	30.58	30.45	30.68	30.14	29.06
8	3	3	SHIMIN Alexander	4 FEB 1989	RUS	0.81	8:04.02	3.87 Q
	50m 28.31	100m 59.15	150m 1:29.82	200m 2:00.51	250m 2:31.31	300m 3:01.84	350m 3:32.42	400m 4:03.03
		30.84	30.67	30.69	30.80	30.53	30.58	30.61
	450m 4:33.43	500m 5:03.73	550m 5:34.48	600m 6:04.71	650m 6:34.63	700m 7:04.71	750m 7:34.74	
	30.40	30.30	30.75	30.23	29.92	30.08	30.03	29.28
9	3	6	DE LUCIA Riccardo	11 MAY 1988	ITA	0.85	8:04.49	4.34
	50m 28.67	100m 59.35	150m 1:30.24	200m 2:00.83	250m 2:31.49	300m 3:02.34	350m 3:33.10	400m 4:03.64
		30.68	30.89	30.59	30.66	30.85	30.76	30.54
	450m 4:33.90	500m 5:04.16	550m 5:34.38	600m 6:04.66	650m 6:35.05	700m 7:05.69	750m 7:35.78	
	30.26	30.26	30.22	30.28	30.39	30.64	30.09	28.71
10	4	3	HRENIAK Maciej	3 MAY 1989	POL	0.78	8:06.39	6.24
	50m 28.42	100m 59.33	150m 1:29.80	200m 2:00.60	250m 2:30.95	300m 3:01.82	350m 3:32.10	400m 4:02.94
		30.91	30.47	30.80	30.35	30.87	30.28	30.84
	450m 4:33.47	500m 5:04.34	550m 5:35.67	600m 6:06.52	650m 6:37.31	700m 7:07.98	750m 7:37.89	
	30.53	30.87	31.33	30.85	30.79	30.67	29.91	28.50

Timing & Data Handling by TISSOT



25th Universiade
BELGRADE
2009

SC Tasmajdan

6 JUL 2009
10:08

Swimming

Men's 800m Freestyle

Preliminary



Swimming

Preliminary

Event No. 14

Rank	Heat	Lane	Name	Date of Birth	NOC Code	R.T.	Time	Time Behind
11	4	2	SIGRIST Stefan	8 MAR 1987	SUI	0.88	8:07.45	7.30
	50m 27.72	100m 57.84	150m 1:28.06	200m 1:58.97	250m 2:29.72	300m 3:00.62	350m 3:31.29	400m 4:02.48
		30.12	30.22	30.91	30.75	30.90	30.67	31.19
	450m 4:33.42	500m 5:04.78	550m 5:35.52	600m 6:06.62	650m 6:37.54	700m 7:08.39	750m 7:38.27	
	30.94	31.36	30.74	31.10	30.92	30.85	29.88	29.18
12	2	6	ESCOBAR Luis	19 OCT 1984	MEX	0.79	8:10.39	10.24
	50m 28.62	100m 59.22	150m 1:29.85	200m 2:00.45	250m 2:31.26	300m 3:02.30	350m 3:32.98	400m 4:03.76
		30.60	30.63	30.60	30.81	31.04	30.68	30.78
	450m 4:34.73	500m 5:05.64	550m 5:36.83	600m 6:07.95	650m 6:39.06	700m 7:09.80	750m 7:40.47	
	30.97	30.91	31.19	31.12	31.11	30.74	30.67	29.92
13	3	5	LUTCHENKO Oleksandr	21 FEB 1986	UKR	0.86	8:15.16	15.01
	50m 28.62	100m 59.33	150m 1:29.95	200m 2:00.57	250m 2:31.31	300m 3:01.93	350m 3:32.85	400m 4:03.78
		30.71	30.62	30.62	30.74	30.62	30.92	30.93
	450m 4:34.88	500m 5:06.15	550m 5:37.63	600m 6:08.93	650m 6:40.66	700m 7:12.20	750m 7:44.11	
	31.10	31.27	31.48	31.30	31.73	31.54	31.91	31.05
14	4	1	NIKI Yasuhiro	14 MAR 1987	JPN	0.86	8:16.33	16.18
	50m 27.51	100m 58.20	150m 1:29.54	200m 2:00.69	250m 2:32.09	300m 3:03.22	350m 3:34.23	400m 4:05.21
		30.69	31.34	31.15	31.40	31.13	31.01	30.98
	450m 4:36.57	500m 5:07.71	550m 5:39.09	600m 6:10.42	650m 6:42.40	700m 7:14.21	750m 7:45.78	
	31.36	31.14	31.38	31.33	31.98	31.81	31.57	30.55
15	2	7	MEEGAN Andrew	24 MAY 1990	IRL	0.71	8:18.06	17.91
	50m 28.90	100m 59.57	150m 1:30.15	200m 2:01.18	250m 2:31.73	300m 3:03.02	350m 3:33.92	400m 4:05.44
		30.67	30.58	31.03	30.55	31.29	30.90	31.52
	450m 4:37.78	500m 5:09.83	550m 5:41.45	600m 6:13.24	650m 6:44.81	700m 7:16.50	750m 7:47.86	
	32.34	32.05	31.62	31.79	31.57	31.69	31.36	30.20
16	2	2	NAIDICH Martin	17 DEC 1990	ARG	0.55	8:18.23	18.08
	50m 28.78	100m 59.90	150m 1:30.96	200m 2:01.97	250m 2:33.34	300m 3:04.90	350m 3:36.21	400m 4:07.52
		31.12	31.06	31.01	31.37	31.56	31.31	31.31
	450m 4:38.47	500m 5:10.23	550m 5:41.79	600m 6:13.63	650m 6:45.37	700m 7:17.21	750m 7:49.00	
	30.95	31.76	31.56	31.84	31.74	31.84	31.79	29.23
17	4	7	GIANNOULIS Ioannis	8 JAN 1988	GRE	0.72	8:19.66	19.51
	50m 28.43	100m 59.34	150m 1:30.26	200m 2:00.97	250m 2:32.18	300m 3:03.58	350m 3:34.59	400m 4:05.88
		30.91	30.92	30.71	31.21	31.40	31.01	31.29
	450m 4:37.40	500m 5:09.19	550m 5:41.12	600m 6:13.20	650m 6:45.38	700m 7:17.52	750m 7:49.12	
	31.52	31.79	31.93	32.08	32.18	32.14	31.60	30.54
18	2	1	YAKIWCHUK Brian	11 MAR 1989	CAN	0.78	8:20.80	20.65
	50m 27.71	100m 58.15	150m 1:29.03	200m 2:00.02	250m 2:30.76	300m 3:01.99	350m 3:33.49	400m 4:05.19
		30.44	30.88	30.99	30.74	31.23	31.50	31.70
	450m 4:37.06	500m 5:09.29	550m 5:41.50	600m 6:13.64	650m 6:45.80	700m 7:18.21	750m 7:50.33	
	31.87	32.23	32.21	32.14	32.16	32.41	32.12	30.47
19	3	2	GERCSAK Balazs	14 OCT 1986	HUN	0.80	8:22.40	22.25
	50m 27.96	100m 58.70	150m 1:28.89	200m 1:59.42	250m 2:30.14	300m 3:01.12	350m 3:31.82	400m 4:02.86
		30.74	30.19	30.53	30.72	30.98	30.70	31.04
	450m 4:34.05	500m 5:06.26	550m 5:38.26	600m 6:11.85	650m 6:43.11	700m 7:17.27	750m 7:50.50	
	31.19	32.21	32.00	33.59	31.26	34.16	33.23	31.90
20	3	1	DESHARNAIS Xavier	1 MAR 1990	CAN	0.82	8:23.16	23.01
	50m 28.53	100m 59.91	150m 1:31.12	200m 2:02.82	250m 2:34.49	300m 3:06.49	350m 3:37.78	400m 4:09.61
		31.38	31.21	31.70	31.67	32.00	31.29	31.83
	450m 4:40.73	500m 5:12.70	550m 5:44.52	600m 6:16.91	650m 6:49.05	700m 7:21.50	750m 7:53.10	
	31.12	31.97	31.82	32.39	32.14	32.45	31.60	30.06
21	3	7	OLIVEIRA Pedro		POR	0.87	8:25.82	25.67
	50m 28.79	100m 1:00.05	150m 1:31.33	200m 2:02.69	250m 2:34.52	300m 3:06.68	350m 3:38.96	400m 4:10.91
		31.26	31.28	31.36	31.83	32.16	32.28	31.95
	450m 4:43.24	500m 5:15.97	550m 5:48.22	600m 6:20.73	650m 6:52.82	700m 7:24.52	750m 7:56.05	
	32.33	32.73	32.25	32.51	32.09	31.70	31.53	29.77
22	4	8	YAMINE Jordan	21 MAR 1991	MAR	0.86	8:43.90	43.75
	50m 28.88	100m 1:00.31	150m 1:32.69	200m 2:04.89	250m 2:37.56	300m 3:10.21	350m 3:43.26	400m 4:16.24
		31.43	32.38	32.20	32.67	32.65	33.05	32.98
	450m 4:49.46	500m 5:22.68	550m 5:56.12	600m 6:29.73	650m 7:03.29	700m 7:36.99	750m 8:10.69	
	33.22	33.22	33.44	33.61	33.56	33.70	33.70	33.21
23	3	8	ZHANG Zhe	11 FEB 1991	CHN	0.77	8:52.22	52.07
	50m 29.70	100m 1:02.13	150m 1:35.15	200m 2:08.70	250m 2:42.28	300m 3:16.18	350m 3:50.07	400m 4:23.75
		32.43	33.02	33.55	33.58	33.90	33.89	33.68
	450m 4:57.21	500m 5:30.91	550m 6:04.77	600m 6:38.41	650m 7:12.48	700m 7:46.32	750m 8:19.90	
	33.46	33.70	33.86	33.64	34.07	33.84	33.58	32.32



SC Tasmajdan

Swimming

Men's 800m Freestyle

Preliminary

6 JUL 2009
10:08



Swimming

Preliminary

Event No. 14

Rank	Heat	Lane	Name	Date of Birth	NOC Code	R.T.	Time	Time Behind
24	1	4	POP ACEV Evgenij	14 MAY 1988	MKD	0.90	9:08.70	1:08.55
	50m 30.83	100m 1:04.28	150m 1:38.17	200m 2:11.93	250m 2:46.32	300m 3:20.70	350m 3:55.47	400m 4:30.02
		33.45	33.89	33.76	34.39	34.38	34.77	34.55
	450m 5:05.02	500m 5:39.96	550m 6:15.12	600m 6:50.23	650m 7:25.56	700m 8:00.54	750m 8:35.35	
	35.00	34.94	35.16	35.11	35.33	34.98	34.81	33.35
25	2	8	HENG Zhicheng	23 APR 1986	CHN	0.85	9:29.08	1:28.93
	50m 29.55	100m 1:02.75	150m 1:36.91	200m 2:12.71	250m 2:48.51	300m 3:25.38	350m 4:02.27	400m 4:39.00
		33.20	34.16	35.80	35.80	36.87	36.89	36.73
	450m 5:15.47	500m 5:53.36	550m 6:29.73	600m 7:07.22	650m 7:43.22	700m 8:20.21	750m 8:55.11	
	36.47	37.89	36.37	37.49	36.00	36.99	34.90	33.97
	1	3	ALZHRANI Yaser	14 AUG 1986	KSA			DNS
	1	5	ALGHAREEB Mohammed	12 OCT 1986	KSA			DNS

Legend:

DNS Did not start

R.T. Reaction time

Timing & Data Handling by TISSOT



SC Tasmajdan

Swimming

Men's 50m Butterfly

Final - Heat 1

6 JUL 2009
18:15

Results

Résultats

	Record	Name	NOC Code	Location	Date
WR	22.43	MUNOZ PEREZ Rafael	ESP	Malaga (ESP)	5 APR 2009
GR	23.09	DUNFORD Jason	KEN	Belgrade (SRB)	5 JUL 2009

Final

Event No. 7

Rank	Lane	Name	NOC Code	R.T.	Time	Time Behind
1	3	GODEC Jernej	SLO	0.70	23.41	
2	4	DUNFORD Jason	KEN	0.71	23.45	0.04
3	5	BRADY Christopher	USA	0.71	23.56	0.15
4	8	BREUS Sergii	UKR	0.75	23.57	0.16
5	7	DIETRICH Johannes	GER	0.67	23.59	0.18
6	6	LENDER Ivan	SRB	0.72	23.73	0.32
7	2	RUBACEK Michal	CZE	0.74	23.77	0.36
8	1	ASPINALL Kelly	CAN	0.75	23.94	0.53

Legend:

R.T. Reaction time

Timing & Data Handling by TISSOT



SC Tasmajdan

Swimming

Men's 100m Backstroke

Final - Heat 1

6 JUL 2009
 18:23



Results

Résultats

	Record	Split	Name	NOC Code	Location	Date
WR	52.38	25.54	WILDEBOER FABER Aschwin	ESP	Pescara (ITA)	1 JUL 2009
GR	52.87	25.76	IRIE Ryosuke	JPN	Belgrade (SRB)	5 JUL 2009

Final

Event No. 3

Rank	Lane	Name	NOC Code	R.T.	50m	Time	Time Behind
1	4	IRIE Ryosuke	JPN	0.55	(1) 25.83	52.60 26.77	GR
2	5	MEEUW Helge	GER	0.64	(2) 26.12	52.94 26.82	0.34
3	6	KOGA Junya	JPN	0.55	(3) 26.18	53.50 27.32	0.90
4	3	ROGAN Markus	AUT	0.65	(7) 26.65	54.25 27.60	1.65
5	2	BARNEA Guy	ISR	0.62	(4) 26.33	54.32 27.99	1.72
6	7	CATALANO Enrico	ITA	0.71	(6) 26.50	54.49 27.99	1.89
7	1	BURDIS Karl	IRL	0.66	(5) 26.39	55.02 28.63	2.42
8	8	SCHIRK Patrick	USA	0.81	(8) 27.25	55.31 28.06	2.71

Legend:

GR Games record

R.T. Reaction time

Timing & Data Handling by TISSOT



SC Tasmajdan

Swimming

Men's 100m Breaststroke

Final - Heat 1

6 JUL 2009
18:35

Swimming

Results

Résultats

	Record	Split	Name	NOC Code	Location	Date
WR	58.91	28.03	KITAJIMA Kosuke	JPN	Beijing (CHN)	11 AUG 2008
GR	59.90	28.03	SILADI Caba	SRB	Belgrade (SRB)	5 JUL 2009

Final

Event No. 5

Rank	Lane	Name	NOC Code	R.T.	50m	Time	Time Behind
1	2	BORYSIK Igor	UKR	0.78	(2) 27.85	59.53 31.68	GR
2	6	SCOZZOLI Fabio	ITA	0.64	(6) 28.11	59.85 31.74	0.32
3	3	SAKIMOTO Hiromasa	JPN	0.66	(8) 28.49	59.90 31.41	0.37
4	5	TITENIS Giedrius	LTU	0.82	(5) 28.08	59.94 31.86	0.41
5	4	SILADI Caba	SRB	0.79	(3) 27.89	1:00.02 32.13	0.49
6	7	FERRIF Nicholas	NZL	0.70	(7) 28.31	1:00.24 31.93	0.71
7	8	SILVA Felipe	BRA	0.75	(4) 28.05	1:00.38 32.33	0.85
8	1	POLYAKOV Vladislav	KAZ	0.78	(1) 27.84	1:01.02 33.18	1.49

Legend:

GR Games record

R.T. Reaction time

Timing & Data Handling by TISSOT

Medalists

Men

July 6, 2009



SC Tasmajdan

Swimming

Men's 50m Butterfly

6 JUL 2009
 18:15



Swimming

Medallists

Médailles

Medal	Name	NOC
GOLD	GODEC Jernej	SLO - Slovenia
SILVER	DUNFORD Jason	KEN - Kenya
BRONZE	BRADY Christopher	USA - United States

Men's 100m Backstroke

6 JUL 2009
 18:27

Medallists

Médailles

Medal	Name	NOC
GOLD	IRIE Ryosuke	JPN - Japan
SILVER	MEEUW Helge	GER - Germany
BRONZE	KOGA Junya	JPN - Japan

Men's 100m Breaststroke

6 JUL 2009
 18:41

Medallists

Médailles

Medal	Name	NOC
GOLD	BORYSIK Igor	UKR - Ukraine
SILVER	SCOZZOLI Fabio	ITA - Italy
BRONZE	SAKIMOTO Hiromasa	JPN - Japan

Results

Women

July 6, 2009



SC Tasmajdan

Swimming

Women's 100m Breaststroke

Preliminary



Swimming

6 JUL 2009
09:21

Results Summary

Résumé des résultats

	Record	Split	Name	NOC Code	Location	Date
WR	1:05.09	30.83	JONES Leisel	AUS	Melbourne (AUS)	20 MAR 2006
GR	1:07.84		HEYNS Penelope	RSA	Fukuoka (JPN)	1 JAN 1995

Preliminary

Event No. 11

Rank	Heat	Lane	Name	Date of Birth	NOC Code	R.T.	50m	Time	Time Behind
1	2	2	HIGL Nada	2 JAN 1987	SRB	0.81	32.28	1:08.30 36.02	Q
2	3	2	FREEMAN Kattlin	16 MAY 1987	USA	0.67	32.91	1:08.33 35.42	0.03 Q
3	4	4	NOSE Hitomi	17 DEC 1988	JPN	0.82	32.12	1:08.66 36.54	0.36 Q
4	5	4	TAMURA Nanaka	12 JAN 1987	JPN	0.71	32.63	1:08.69 36.06	0.39 Q
5	5	5	BOGGIATTO Chiara	17 FEB 1986	ITA	0.83	33.11	1:08.93 35.82	0.63 Q
6	3	4	SAKEMI Tatiane	22 MAR 1986	BRA	0.68	32.32	1:09.02 36.70	0.72 Q
7	5	6	DOBRAL Coralie	27 JUN 1987	FRA	0.74	32.63	1:09.08 36.45	0.78 Q
8	4	6	DEEVA Daria	2 SEP 1990	RUS	0.71	32.51	1:09.10 36.59	0.80 Q
9	4	5	RUHNAU Caroline	16 OCT 1984	GER	0.78	33.04	1:09.42 36.38	1.12 Q
10	4	3	MCKEEHAN Michelle	9 NOV 1989	USA	0.71	32.48	1:09.71 37.23	1.41 Q
11	3	3	DEMOZZI Veronica	20 JUN 1987	ITA	0.83	33.09	1:09.76 36.67	1.46 Q
12	5	7	CHOCOVA Petra	16 AUG 1986	CZE	0.82	32.72	1:09.79 37.07	1.49 Q
13	2	1	VOYTECHEK Kayla	8 MAR 1990	CAN	0.78	32.63	1:09.88 37.25	1.58 Q
13	4	7	MORAVCIKOVA Martina	13 APR 1988	CZE	0.85	32.94	1:09.88 36.94	1.58 Q
13	5	1	JOHANSSON Jennie	15 JUN 1988	SWE	0.83	32.31	1:09.88 37.57	1.58 Q
16	3	5	SCHOBER Sonja	9 JUL 1985	GER	0.76	33.11	1:10.38 37.27	2.08 Q
17	4	8	KIM Dal Eun	17 FEB 1990	KOR	0.81	33.11	1:10.39 37.28	2.09
18	5	2	ALEXEEVA Alena	8 AUG 1989	RUS	0.90	33.45	1:10.47 37.02	2.17
19	3	6	PIDLISNA Yulia	12 MAY 1987	UKR	0.79	33.19	1:10.69 37.50	2.39
20	5	3	MUSSI Carolina	7 AUG 1988	BRA	0.71	33.26	1:10.84 37.58	2.54
21	3	1	JOHNSON Haylee	24 MAR 1986	CAN	0.74	33.31	1:10.87 37.56	2.57
22	3	8	XIE Jue	18 AUG 1990	CHN	0.79	33.95	1:11.44 37.49	3.14
23	4	2	SCIESZKO Ewa	20 OCT 1990	POL	0.72	33.78	1:11.76 37.98	3.46
24	2	3	MIMOVICOVA Zuzana	10 MAR 1989	SVK	0.77	34.40	1:12.39 37.99	4.09
25	3	7	PLUMSTEAD Keri	27 OCT 1990	RSA	0.67	32.92	1:12.42 39.50	4.12

Timing & Data Handling by TISSOT



SC Tasmajdan

Swimming

Women's 100m Breaststroke

Preliminary

6 JUL 2009
09:21

Preliminary

Event No. 11

Rank	Heat	Lane	Name	Date of Birth	NOC Code	R.T.	50m	Time	Time Behind
26	4	1	DVARISKYTE Raminta	1 FEB 1990	LTU	0.87	34.64	1:12.43 37.79	4.13
27	2	6	BESPALCO Erika	6 SEP 1989	LTU	0.73	33.59	1:12.55 38.96	4.25
28	2	5	TREPP Jane	13 MAR 1988	EST	0.70	33.94	1:13.19 39.25	4.89
29	2	4	LETSIOU Maria Anna	4 NOV 1990	GRE	0.82	34.29	1:13.52 39.23	5.22
30	1	4	COSCHIZA Malena	13 JAN 1990	ARG	0.69	34.03	1:13.70 39.67	5.40
31	2	8	HYLAND Ashleigh	29 JUN 1989	IRL	0.78	34.86	1:13.92 39.06	5.62
32	2	7	BELLASI Claudia	26 APR 1982	SUI	0.77	34.61	1:14.07 39.46	5.77
33	1	2	DEDAJIC Jelena	16 OCT 1987	MNE	0.87	36.03	1:18.29 42.26	9.99
34	1	6	FLUONIA Solainy	27 JAN 1991	AHO	0.76	38.30	1:24.55 46.25	16.25
	1	3	LEI Sin Ian	31 JAN 1990	MAC			DNS	
	1	5	MILOVIC Sandra	8 DEC 1989	SRB			DNS	
	1	7	ORIRETAN Wabake	18 SEP 1981	NGR			DNS	
	5	8	SCHLEGEL Carmela	9 MAR 1983	SUI			DSQ	

Legend:

DNS Did not start

DSQ Disqualified

R.T. Reaction time

Timing & Data Handling by TISSOT



SC Tasmajdan

Swimming

Women's 100m Breaststroke

Semifinals

 6 JUL 2009
18:51


Results Summary

Résumé des résultats

	Record	Split	Name	NOC Code	Location	Date
WR	1:05.09	30.83	JONES Leisel	AUS	Melbourne (AUS)	20 MAR 2006
GR	1:07.84		HEYNS Penelope	RSA	Fukuoka (JPN)	1 JAN 1995

Semifinals

Event No. 11

Rank	Heat	Lane	Name	Date of Birth	NOC Code	R.T.	50m	Time	Time Behind
1	2	5	NOSE Hitomi	17 DEC 1988	JPN	0.78	32.26	1:07.86 35.60	Q
2	2	3	BOGGIATTO Chiara	17 FEB 1986	ITA	0.79	32.70	1:08.01 35.31	0.15 Q
3	2	4	HIGL Nada	2 JAN 1987	SRB	0.83	32.08	1:08.07 35.99	0.21 Q
4	2	6	DOBRAL Coralie	27 JUN 1987	FRA	0.74	32.64	1:08.48 35.84	0.62 Q
5	1	4	FREEMAN Katlin	16 MAY 1987	USA	0.69	33.05	1:08.65 35.60	0.79 Q
6	1	5	TAMURA Nanaka	12 JAN 1987	JPN	0.72	32.53	1:08.75 36.22	0.89 Q
7	1	6	DEEVA Daria	2 SEP 1990	RUS	0.71	32.41	1:08.86 36.45	1.00 Q
8	1	3	SAKEMI Tatiane	22 MAR 1986	BRA	0.70	32.77	1:09.10 36.33	1.24 Q
9	2	2	RUHNAU Caroline	16 OCT 1984	GER	0.68	32.51	1:09.18 36.67	1.32
10	1	8	SCHOBER Sonja	9 JUL 1985	GER	0.76	32.57	1:09.33 36.76	1.47
11	2	7	DEMOZZI Veronica	20 JUN 1987	ITA	0.84	32.76	1:09.34 36.58	1.48
12	1	7	CHOCOVA Petra	16 AUG 1986	CZE	0.80	32.69	1:09.45 36.76	1.59
13	2	1	VOYTECHEK Kayla	8 MAR 1990	CAN	0.79	33.33	1:09.67 36.34	1.81
14	1	1	MORAVCIKOVA Martina	13 APR 1988	CZE	0.85	32.58	1:09.94 37.36	2.08
15	2	8	JOHANSSON Jennie	15 JUN 1988	SWE	0.79	32.53	1:10.05 37.52	2.19
16	1	2	MCKEEHAN Michelle	9 NOV 1989	USA	0.68	33.03	1:10.39 37.36	2.53

Legend:

R.T. Reaction time



SC Tasmajdan

Swimming

Women's 100m Freestyle

Preliminary

6 JUL 2009
09:52

Results Summary

Résumé des résultats

	Record	Split	Name	NOC Code	Location	Date
WR	52.56	25.30	STEFFEN Britta	GER	Berlin (GER)	27 JUN 2009
GR	54.36	26.91	STEFFEN Britta	GER	Bangkok (THA)	10 AUG 2007

Preliminary

Event No. 13

Rank	Heat	Lane	Name	Date of Birth	NOC Code	R.T.	50m	Time	Time Behind
1	6	4	MILLS Alice	23 MAY 1986	AUS	0.74	26.51	55.15 28.64	Q
2	5	6	SCROGGY Morgan	2 AUG 1988	USA	0.72	27.03	55.23 28.20	0.08 Q
3	6	5	KENNEDY Madison	22 DEC 1987	USA	0.67	26.75	55.28 28.53	0.13 Q
4	4	5	WILSON Hannah	10 MAR 1989	HKG	0.67	27.10	55.34 28.24	0.19 Q
5	6	2	OHLWEIN Rebecca	4 SEP 1989	AUS	0.70	27.36	55.97 28.61	0.82 Q
6	6	1	PRUNTE Seraina	16 AUG 1987	SUI	0.77	27.14	56.10 28.96	0.95 Q
7	6	6	BURATTO Erica	31 DEC 1984	ITA	0.81	27.35	56.14 28.79	0.99 Q
8	4	6	YAMAGUCHI Misaki	20 JAN 1990	JPN	0.65	27.34	56.15 28.81	1.00 Q
9	5	5	YU Yao	14 JAN 1991	CHN	0.76	27.20	56.18 28.98	1.03 Q
10	4	3	MATSUMOTO Yayoi	8 MAR 1990	JPN	0.76	27.50	56.22 28.72	1.07 Q
11	6	7	VORSTER Leone	5 FEB 1988	RSA	0.69	27.24	56.34 29.10	1.19 Q
12	5	4	GERASIMENYA Aleksandra	31 DEC 1985	BLR	0.77	27.21	56.44 29.23	1.29 Q
13	5	3	STEPANYUK Darya	22 MAY 1990	UKR	0.88	27.34	56.65 29.31	1.50 Q
14	4	4	NAJDANOVSKI Miroslava	10 JAN 1988	SRB	0.79	27.40	56.66 29.26	1.51 Q
15	4	2	VOLODINA Kira	14 MAR 1986	RUS	0.75	27.49	56.67 29.18	1.52 Q
16	4	1	NESTEROVA Margarita	20 SEP 1989	RUS	0.88	27.43	56.77 29.34	1.62 Q
17	3	5	HARPAK Marva	12 JUN 1988	ISR	0.77	27.58	56.85 29.27	1.70
18	3	4	NOCCIOLI Laura	31 JUL 1989	SUI	0.74	27.48	57.04 29.56	1.89
19	6	3	KHOKHLOVA Svetlana	2 OCT 1984	BLR	0.79	27.33	57.06 29.73	1.91
20	5	7	SIMONETTO Maria Laura	11 NOV 1987	ITA	0.76	27.22	57.07 29.85	1.92
21	5	1	KLOCKER Verena	18 AUG 1985	AUT	0.79	27.85	57.09 29.24	1.94
22	3	3	SCHWENDENWEIN Sasha	31 MAR 1987	AUT	0.64	27.60	57.12 29.52	1.97
23	3	1	MILEISYTE Rugile	11 MAY 1988	LTU	0.72	27.38	57.21 29.83	2.06
24	3	7	NELL Hayley	27 SEP 1989	CAN	0.79	27.59	57.26 29.67	2.11
25	5	2	KLOSOVA Petra	16 APR 1986	CZE	0.82	27.62	57.30 29.68	2.15

Timing & Data Handling by TISSOT



SC Tasmajdan

Swimming

Women's 100m Freestyle

Preliminary



Swimming

6 JUL 2009
09:52

Preliminary

Event No. 13

Rank	Heat	Lane	Name	Date of Birth	NOC Code	R.T.	50m	Time	Time Behind
26	6	8	MITCHELL Seanna	2 JUL 1988	CAN	0.82	27.55	57.41 29.86	2.26
27	2	3	BURGER Liezi-Mari	9 MAR 1987	RSA	0.79	27.69	57.63 29.94	2.48
28	5	8	TSAMPASIAN Vasiliki	13 NOV 1989	GRE	0.77	27.87	57.74 29.87	2.59
29	3	2	RICHTER Samantha	5 AUG 1989	NZL	0.56	27.68	58.13 30.45	2.98
29	3	8	BENCIC Andriana	13 MAY 1987	CRO	0.75	27.69	58.13 30.44	2.98
31	3	6	SYLLABOVA Miroslava	5 SEP 1990	SVK	0.86	27.94	58.23 30.29	3.08
32	4	8	FELIZ GRACIA Noemi	27 SEP 1988	ESP	0.88	28.05	58.41 30.36	3.26
33	2	4	NYBACK Jonna	12 APR 1988	SWE	0.72	28.59	58.45 29.86	3.30
34	4	7	SERIKOVA Oksana	11 JUN 1985	UKR	0.85	27.77	58.53 30.76	3.38
35	2	6	KOS Lea	3 APR 1991	SLO	0.88	28.54	58.94 30.40	3.79
36	2	2	OSTOJIC Milica	16 OCT 1991	SRB	0.88	28.58	59.03 30.45	3.88
37	2	5	TRISIC Anja	28 APR 1987	CRO	0.79	28.66	59.27 30.61	4.12
38	2	7	HICKS Verity	17 AUG 1988	NZL	0.73	28.54	59.52 30.98	4.37
39	2	1	LEE Leong Kwai	14 NOV 1988	HKG	0.77	29.38	1:00.09 30.71	4.94
40	2	8	KETELAARS Silvie	10 OCT 1985	AHO	0.82	28.31	1:00.32 32.01	5.17
41	1	4	MA Weimiao	2 FEB 1988	CHN	0.75	31.54	1:04.47 32.93	9.32
42	1	3	KAMEL Nadine	31 AUG 1988	LIB	0.79	31.81	1:06.23 34.42	11.08
43	1	6	NAKITANDA Aya Olivia	27 AUG 1984	UGA	0.86	31.77	1:06.51 34.74	11.36
44	1	5	CHE Lok Man	18 DEC 1988	MAC	0.83	34.12	1:13.58 39.46	18.43

Legend:

R.T. Reaction time



SC Tasmajdan

Swimming

Women's 100m Freestyle

Semifinals

6 JUL 2009
18:19

Results Summary

Résumé des résultats

	Record	Split	Name	NOC Code	Location	Date
WR	52.56	25.30	STEFFEN Britta	GER	Berlin (GER)	27 JUN 2009
GR	54.36	26.91	STEFFEN Britta	GER	Bangkok (THA)	10 AUG 2007

Semifinals

Event No. 13

Rank	Heat	Lane	Name	Date of Birth	NOC Code	R.T.	50m	Time	Time Behind
1	1	1	NAJDANOVSKI Miroslava	10 JAN 1988	SRB	0.77	26.15	54.73 28.58	Q
1	1	5	WILSON Hannah	10 MAR 1989	HKG	0.68	26.81	54.73 27.92	Q
3	2	4	MILLS Alice	23 MAY 1986	AUS	0.76	26.65	55.11 28.46	0.38 Q
4	1	4	SCROGGY Morgan	2 AUG 1988	USA	0.72	27.25	55.15 27.90	0.42 Q
5	1	7	GERASIMENYA Aleksandra	31 DEC 1985	BLR	0.79	26.73	55.21 28.48	0.48 Q
6	2	5	KENNEDY Madison	22 DEC 1987	USA	0.66	26.70	55.56 28.86	0.83 Q
7	2	1	STEPANYUK Darya	22 MAY 1990	UKR	0.84	26.97	55.82 28.85	1.09 Q
8	2	6	BURATTO Erica	31 DEC 1984	ITA	0.79	27.31	55.88 28.57	1.15 Q
9	1	6	YAMAGUCHI Misaki	20 JAN 1990	JPN	0.64	27.07	55.90 28.83	1.17
10	2	2	YU Yao	14 JAN 1991	CHN	0.68	27.35	55.92 28.57	1.19
10	2	3	OHLWEIN Rebecca	4 SEP 1989	AUS	0.71	27.11	55.92 28.81	1.19
12	1	2	MATSUMOTO Yayoi	8 MAR 1990	JPN	0.71	27.51	56.20 28.69	1.47
13	2	7	VORSTER Leone	5 FEB 1988	RSA	0.68	26.95	56.32 29.37	1.59
14	1	3	PRUNTE Seraina	16 AUG 1987	SUI	0.79	27.37	56.62 29.25	1.89
15	2	8	VOLODINA Kira	14 MAR 1986	RUS	0.78	27.39	56.73 29.34	2.00
16	1	8	NESTEROVA Margarita	20 SEP 1989	RUS	0.86	27.29	57.48 30.19	2.75

Legend:

R.T. Reaction time



SC Tasmajdan

Swimming

Women's 50m Butterfly

6 JUL 2009
18:32

Final - Heat 1



Results

Résultats

	Record	Name	NOC Code	Location	Date
WR	25.33	VELDHUIS Marleen	NED	Amsterdam (NED)	19 APR 2009
GR	26.46	MACCAGNOLA Cristina	ITA	Belgrade (SRB)	5 JUL 2009

Final

Event No. 2

Rank	Lane	Name	NOC Code	R.T.	Time	Time Behind	
1	5	KHOKHLOVA Svetlana	BLR	0.77	25.97		GR
2	4	MACCAGNOLA Cristina	ITA	0.74	26.52	0.55	
3	2	HONG Wenwen	CHN	0.84	26.66	0.69	
4	7	VLADYKINA Vasilisa	RUS	0.75	26.81	0.84	
5	3	MILLS Alice	AUS	0.75	26.82	0.85	
6	6	WILSON Hannah	HKG	0.67	26.83	0.86	
7	8	ZUBKOVA Kateryna	UKR	0.73	27.15	1.18	
8	1	SCROGGY Morgan	USA	0.72	27.22	1.25	

Legend:

GR Games record

R.T. Reaction time

Timing & Data Handling by TISSOT



SC Tasmajdan

Swimming

Women's 200m Backstroke

Final - Heat 1

6 JUL 2009
19:03

Results

Résultats

	Record	Splits		Name	NOC Code	Location	Date	
WR	2:05.24	29.62	1:00.83	1:32.69	COVENTRY Kirsty	ZIM	Beijing (CHN)	16 AUG 2008
GR	2:10.27	30.99	1:04.22	1:37.07	PROUD Stephanie	GBR	Belgrade (SRB)	5 JUL 2009

Final

Event No. 6

Rank	Lane	Name	NOC Code	R.T.	50m	100m	150m	Time	Time Behind
1	4	PROUD Stephanie	GBR	0.67	(2) 30.51	(1) 1:03.25 32.74	(1) 1:36.01 32.76	2:08.91 32.90	GR
2	5	HEISS Kristen	USA	0.62	(6) 31.43	(5) 1:04.04 32.61	(2) 1:36.54 32.50	2:09.22 32.68	0.31
3	6	FUKUDA Tomoyo	JPN	0.63	(4) 30.96	(3) 1:03.82 32.86	(3) 1:37.46 33.64	2:11.17 33.71	2.26
4	2	MURDOCH Katy	CAN	0.64	(3) 30.95	(4) 1:03.97 33.02	(4) 1:37.73 33.76	2:11.28 33.55	2.37
5	7	MOSKVINA Ksenia	RUS	0.85	(5) 31.04	(6) 1:04.09 33.05	(6) 1:38.36 34.27	2:12.64 34.28	3.73
6	3	TABEI Eri	JPN	0.70	(1) 30.32	(2) 1:03.35 33.03	(5) 1:38.20 34.85	2:12.75 34.55	3.84
7	1	NEAL Emily	USA	0.78	(8) 32.22	(7) 1:05.76 33.54	(7) 1:39.62 33.86	2:13.53 33.91	4.62
8	8	PUTRA Alexandra	FRA	0.86	(7) 31.88	(8) 1:06.21 34.33	(8) 1:41.81 35.60	2:16.82 35.01	7.91

Legend:

GR Games record

R.T. Reaction time

Timing & Data Handling by TISSOT

Medalists

Women

July 6, 2009



SC Tasmajdan

Swimming

Women's 50m Butterfly

6 JUL 2009
 18:37



Swimming

Medallists

Médailles

Medal	Name	NOC
GOLD	KHOKHLOVA Svetlana	BLR - Belarus
SILVER	MACCAGNOLA Cristina	ITA - Italy
BRONZE	HONG Wenwen	CHN - China

Women's 200m Backstroke

6 JUL 2009
 19:15

Medallists


Médailles


Medal	Name	NOC
GOLD	PROUD Stephanie	GBR - Great Britain
SILVER	HEISS Kristen	USA - United States
BRONZE	FUKUDA Tomoyo	JPN - Japan

Records

July 6, 2009


NEW RECORDS - SWIMMING 6.7.2009

Men's 100m Breaststroke Final  **UKR** - [BORYSIK Igor](#) **59.53** Universiade Record

Men's 100m Backstroke Final  **JPN** - [IRIE Ryosuke](#) **52.60** Universiade Record

Men's 200m Individual Medley Semifinal 2  **USA** - [VANDERKAAY Alex](#) **1:59.09** Universiade Record

Women's 50m Butterfly Final  **BLR** - [KHOKHLOVA Svetlana](#) **25.97** Universiade Record

Women's 200m Backstroke Final  **GBR** - [PROUD Stephanie](#) **2:08.91** Universiade Record