

➔ Barrapunto vs. Slashdot

Challenging the Scalability of Self-Moderated Communities

Samuel Navarro - Gwendal Simon

Department of Computer Science
TELECOM Bretagne
Jan. 2008

➔ Context of this Study

An outstanding previous work on Slashdot community :

- C. Lampe, P. Resnick. "*Slash(dot) and Burn : Distributed Moderation in a Large Online Conversation Space*". In Proc of ACM CHI 2004.

An opportunity : studying the Spanish sister-ship of Slashdot

- partnership Institut Telecom (France) - Univ. Rey Juan Carlos (Spain)
- (anonymized) data base of **Barrapunto** activities

A goal : comparing two communities having different sizes

- understanding scale effect on self-organized online crowds
- useful for Web2.0 designers as well as peer-to-peer designers

➔ Slashdot Moderation

Slashdot : collective moderation to guarantee "*stuff that matters*"

▪ Moderation Principles :

- anybody can post
- anybody can become a moderator
- each user is characterized by a *karma*
- each comment has a score from -1 to +5
- initial score depends on karma from -1 to +2
- comments are displayed upon a threshold (3 by default)
- moderators can increase or decrease the score
- moderators have a limited number of actions by day

▪ Meta-Moderation Principles :

- anybody can become a meta-moderator
- a meta-moderator rates a moderation action ("fair" or "unfair")

➔ Moderation Activities (Last Two Months)

	Barrapunto		Slashdot	
	total	ratio	total	ratio
users	34,070	1.0	1,120,000	1.0
moderators	599	0.018	24,069	0.021
meta-moderators	294	0.008	18,799	0.017
writers moderating		0.32		0.41
writers meta-moderating		0.08		0.31
moderators writing	581	0.97	16,377	0.68
meta-moderators writing	288	0.98	12,407	0.66

almost the same ratio of active moderators

➔ Moderation Activities (Last Two Months)

	Barrapunto		Slashdot	
	total	ratio	total	ratio
users	34,070	1.0	1,120,000	1.0
moderators	599	0.018	24,069	0.021
meta-moderators	294	0.008	18,799	0.017
writers moderating		0.32		0.41
writers meta-moderating		0.08		0.31
moderators writing	581	0.97	16,377	0.68
meta-moderators writing	288	0.98	12,407	0.66

but controlling the moderation process seems useless

➔ Moderation Activities (Last Two Months)

	Barrapunto		Slashdot	
	total	ratio	total	ratio
users	34,070	1.0	1,120,000	1.0
moderators	599	0.018	24,069	0.021
meta-moderators	294	0.008	18,799	0.017
writers moderating		0.32		0.41
writers meta-moderating		0.08		0.31
moderators writing	581	0.97	16,377	0.68
meta-moderators writing	288	0.98	12,407	0.66

some slashdotters focus on moderation process, not in Barrapunto

➔ Moderation Behavior (Last Two Months)

	Barrapunto	Slashdot
moderated comments	0.18	0.28
comments moderated more than once	0.61	0.52
avg moderations per moderator	8.8	7
max moderations per moderator	62	164
comments only positively moderated	0.70	0.65
controversial comments	0.10	0.15

less comments are moderated, but, when they are, they
receive more attention

➔ Moderation Behavior (Last Two Months)

	Barrapunto	Slashdot
moderated comments	0.18	0.28
comments moderated more than once	0.61	0.52
avg moderations per moderator	8.8	7
max moderations per moderator	62	164
comments only positively moderated	0.70	0.65
controversial comments	0.10	0.15

barrapunto moderators are more active and balance the task
in a better way than in slashdot

➔ Moderation Behavior (Last Two Months)

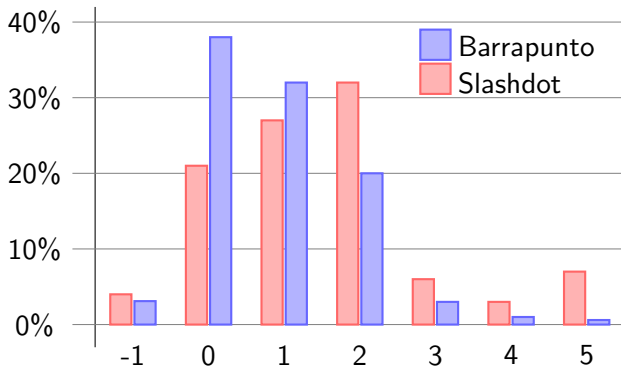
	Barrapunto	Slashdot
moderated comments	0.18	0.28
comments moderated more than once	0.61	0.52
avg moderations per moderator	8.8	7
max moderations per moderator	62	164
comments only positively moderated	0.70	0.65
controversial comments	0.10	0.15

more consensual comments or more consensus within the moderation community ?

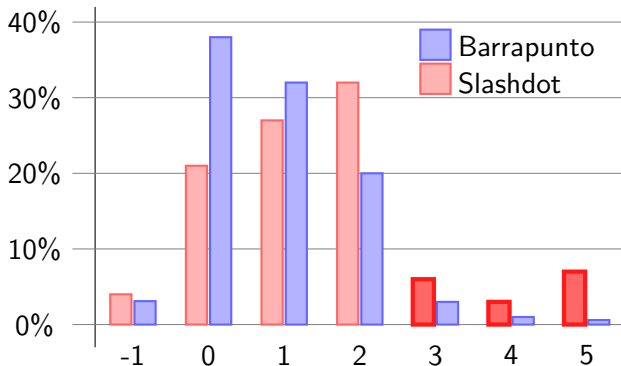
➔ Moderation Results



➔ Moderation Results

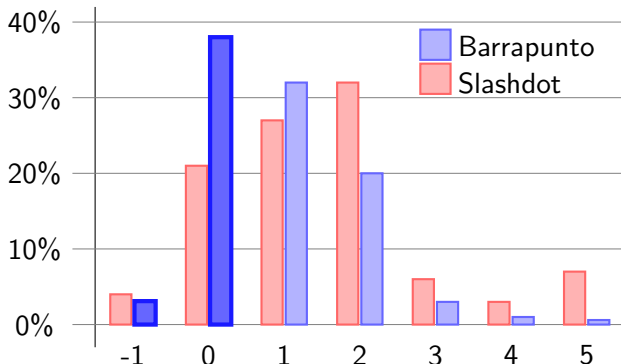


➔ Moderation Results



slashdot moderation succeeds in capturing top comments
($\approx 10\%$ of 257 comments)

➔ Moderation Results



barrapunto moderation may rather be used to discard worst comments ($\simeq 40\%$ of 21 comments)

➔ Impact of Karma in Barrapunto

Karma	Avg. Comments	Avg. Mods	Connected Last Week
-1 → -19	17	0.6	0.11
0	0.4	0.1	0.01
1 → 7	13	5	0.12
7 → 14	34	24	0.22
14 → 33	83	65	0.35
33 → 50	449	147	0.51

trolls comment but don't moderate : should the moderation process accept them ?

➔ Impact of Karma in Barrapunto

Karma	Avg. Comments	Avg. Mods	Connected Last Week
-1 → -19	17	0.6	0.11
0	0.4	0.1	0.01
1 → 7	13	5	0.12
7 → 14	34	24	0.22
14 → 33	83	65	0.35
33 → 50	449	147	0.51

the initial score of most comments is 2

➔ Impact of Karma in Barrapunto

Karma	Avg. Comments	Avg. Mods	Connected Last Week
-1 → -19	17	0.6	0.11
0	0.4	0.1	0.01
1 → 7	13	5	0.12
7 → 14	34	24	0.22
14 → 33	83	65	0.35
33 → 50	449	147	0.51

top contributors are not alone in the moderation process

➔ Conclusive Thoughts

For a mid-size community, moderation may be *badly used* :

- the goal should focus on discarding bad comments
- but too few moderated comments and too many positive moderations

but the moderation process is *already sane* :

- the task is distributed among moderators
- the task is reasonably open, except for trolls