

BUD LIGHT.

IRONMAN.

TRIATHLON WORLD CHAMPIONSHIP - KONA, HAWAII

12

Y E A R S


1978 - 1990

Race Results

October 6, 1990

OVERALL RESULTS

Place	Race#	Name	Sex	Age	State/Country	Swim Split	Plc	Bike Split	Plc	Run Split	Plc	Total	Age Plc	SV/Cnty
1	1	ALLEN, MARK	M	32	CA	00:51:43.0	7	04:43:45.8	1	02:52:48.6	1	08:28:17.2	TOP 15	1
2	6	TINLEY, SCOTT	M	33	CA	00:52:36.3	22	04:51:33.2	8	02:53:30.7	2	08:37:40.2	TOP 15	2
3	5	KIURU, PAULI	M	27	FINLAND	00:52:48.3	27	04:51:32.1	7	02:55:04.5	3	08:39:24.9	TOP 15	1
4	11	BAREL, ROB	M	32	NETHERLANDS	00:52:20.7	17	04:50:24.0	5	03:03:03.5	8	08:45:48.2	TOP 15	1
5	3	WELCH, GREG	M	25	AUSTRALIA	00:51:51.0	10	04:52:20.0	10	03:01:56.0	5	08:46:07.0	TOP 15	1
6	40	KIENS, HENRY	M	28	NETHERLANDS	00:51:48.9	9	04:52:26.3	12	03:02:21.4	6	08:46:36.6	TOP 15	2
7	27	HUDDLE, N. PAUL	M	28	CA	00:52:47.1	26	04:51:30.9	6	03:03:19.5	9	08:47:37.5	TOP 15	3
8	7	ZACK, JURGEN	M	25	WEST GERMANY	00:53:46.1	33	04:49:05.1	4	03:07:26.5	13	08:50:17.7	TOP 15	1
9	9	BROWNING, RAY	M	28	CA	00:52:17.6	16	04:51:54.3	9	03:12:54.5	18	08:57:06.4	TOP 15	4
10	13	DEVLIN, JEFF	M	26	PA	00:57:20.6	89	04:55:59.2	18	03:04:09.9	11	08:57:29.7	TOP 15	1
11	14	MIYAZUKA, HIDEYA	M	26	JAPAN	00:59:44.8	142	04:56:12.8	19	03:02:38.8	7	08:58:36.4	TOP 15	1
12	4	GLAH, KEN	M	26	PA	00:52:24.0	19	05:01:28.0	23	03:09:19.2	15	09:03:11.2	TOP 15	2
13	1272	ASCHMONEIT, DIRK	M	28	WEST GERMANY	00:51:44.3	8	04:52:25.7	11	03:21:23.1	41	09:05:33.1	TOP 15	2
14	193	VAN ZELST, BEN	M	28	NETHERLANDS	00:55:15.3	51	04:54:56.9	16	03:16:30.4	26	09:06:42.6	TOP 15	3
15	1434	MACKLE, ROB	M	26	IN	00:49:06.7	2	04:47:10.6	2	03:32:53.3	85	09:09:10.6	TOP 15	1
16	1425	HUYS, MARIO	M	31	BELGIUM	01:01:50.3	220	04:54:00.6	15	03:16:29.9	24	09:11:20.8		1
17	35	BLACK, JON	M	30	CA	00:55:17.6	53	05:13:00.3	52	03:04:46.8	12	09:13:04.7		5
18	10	DITTRICH, WOLFGANG	M	28	WEST GERMANY	00:49:05.7	1	04:47:16.2	3	03:36:56.2	103	09:13:18.1		3
19	19	BAKER, ERIN	F	29	CO	00:56:37.4	11	05:12:52.5	1	03:04:13.0	1	09:13:42.9	TOP 15	1
20	44	JACOBS, TODD	M	29	CA	00:57:06.7	85	05:00:51.7	21	03:17:33.5	31	09:15:31.9		6
21	18	NEWBY-FRASER, PAULA	F	28	CA	00:57:05.6	13	05:14:45.8	2	03:08:10.2	2	09:20:01.6	TOP 15	1
22	38	CIHASKY, DAVID	M	30	WI	01:01:31.1	206	05:05:09.6	30	03:15:25.2	23	09:22:05.9		3
23	186	VESALA, TEEMU	M	29	FINLAND	01:01:36.4	210	04:55:30.4	17	03:25:16.0	52	09:22:22.8		2
24	50	BENTLEY, STEVE	M	30	AUSTRALIA	01:02:42.8	262	05:04:20.0	26	03:16:42.8	29	09:23:45.4		2
25	310	SOELL, HANS	M	27	WEST GERMANY	00:53:51.3	35	05:13:30.6	56	03:17:10.7	30	09:24:32.6		4
26	624	LINDBERG, BEN	M	27	FINLAND	00:59:09.6	134	05:04:42.3	27	03:20:51.4	40	09:24:43.3		5
27	1115	BEAUMONT, SIMON	M	27	AUSTRALIA	01:02:18.6	247	05:06:20.2	33	03:16:41.6	28	09:25:20.4		6
28	33	LARSSON, ROLAND	M	29	SWEDEN	01:02:15.3	245	04:53:41.8	14	03:30:29.9	74	09:26:27.0		7
29	812	HANSEN, MOGENS	M	27	DENMARK	00:57:07.8	86	05:01:23.4	22	03:28:47.3	62	09:27:18.5		8
30	68	ZIMMERMANN, OLI	M	24	WEST GERMANY	01:01:19.0	202	04:58:56.0	20	03:27:27.2	58	09:27:42.2		5



Place	Race#	Name	Sex	Age	State/Country	Swim Split	Plc	Bike Split	Plc	Run Split	Plc	Total	Age Plc	SV/Cnty
31	1231	SATO, GARY	M	34	HI	00:59:22.4	138	05:07:52.2	35	03:21:58.3	43	09:29:12.9	5	1
32	43	NAKAYAMA, TOSHI	M	27	JAPAN	00:55:13.7	50	05:24:04.4	120	03:10:48.8	16	09:30:06.9	9	2
33	67	REX, BRADFORD	M	30	KY	00:56:23.7	63	05:11:17.2	42	03:24:38.7	48	09:32:19.6	6	1
34	1380	CLARKE, GREG	M	26	CA	00:51:40.0	5	05:05:48.1	32	03:34:56.9	94	09:32:25.0	10	7
35	63	JOSEPH, DAVE	M	35	CA	01:02:19.6	248	05:13:04.7	54	03:18:56.7	34	09:34:21.0	1	8
36	77	BASTING, JOCHEN	M	29	WEST GERMANY	00:52:44.5	25	05:11:30.3	43	03:30:13.8	73	09:34:28.4	11	6
37	53	MACE, CHRIS	M	30	NEW ZEALAND	01:00:35.7	176	05:20:18.6	94	03:13:39.5	20	09:34:33.8	7	2
38	2	MOLINA, SCOTT	M	30	CO	00:51:52.0	11	05:09:15.6	37	03:34:23.8	93	09:35:31.4	8	1
39	275	STOTZNER, JENS	M	23	WEST GERMANY	01:00:09.8	153	05:02:23.9	25	03:33:37.9	90	09:36:10.6	2	7
40	785	HEMY, STEPHEN	M	28	AUSTRALIA	01:00:42.1	178	05:20:59.0	99	03:14:56.2	22	09:36:37.3	12	4
41	75	SHIROMOTO, NORIMITSU	M	37	JAPAN	00:57:41.3	93	05:12:15.8	49	03:26:42.0	56	09:36:38.9	2	3
42	735	IRVINE, STEVE	M	24	CANADA	00:54:57.1	39	05:14:54.5	63	03:29:33.8	69	09:39:25.4	3	1
43	381	SALISBURY, COLIN	M	31	NEW ZEALAND	00:57:47.1	96	05:17:38.7	79	03:24:29.7	47	09:39:55.5	9	3
44	1398	BEGG, ALEX	M	27	CA	00:52:56.6	30	05:10:09.9	38	03:36:59.8	104	09:40:06.3	13	9
45	759	HOLBECK, JOHN	M	32	CA	00:52:09.3	14	05:16:07.8	71	03:31:49.8	80	09:40:06.9	10	10
46	79	SPEZZAZZA, CHUCK	M	33	CT	00:57:02.1	81	05:17:44.0	80	03:25:36.2	53	09:40:22.3	11	1
47	21	CEDARO, ROD	M	28	AUSTRALIA	01:00:07.2	152	05:28:37.4	150	03:13:46.7	21	09:42:31.3	14	5
48	298	STAFFORD, PETER	M	23	AUSTRALIA	00:53:48.5	34	05:11:39.0	44	03:38:57.1	115	09:44:24.6	4	6
49	85	SHEEPER, TIM	M	27	CA	00:55:11.9	49	05:10:50.1	40	03:39:08.1	117	09:45:10.1	15	11
50	71	NOTTROT, KALLI	M	38	WEST GERMANY	00:57:49.4	98	05:28:11.5	148	03:19:42.9	37	09:45:43.8	3	8
51	859	GAUTHIER, LAURENT	M	23	FRANCE	01:02:05.0	239	05:15:35.7	68	03:28:34.3	60	09:46:15.0	5	1
52	847	GOLDMAN, DAVID	M	30	AZ	00:58:54.2	124	05:10:56.6	41	03:37:52.7	108	09:47:43.5	12	1
53	490	OLICHNEY, MICHAEL	M	31	CO	01:05:04.9	320	05:12:07.0	48	03:30:35.8	75	09:47:47.7	13	2
54	1102	BENINGER, JAMIE	M	33	CANADA	01:03:35.0	285	05:15:03.7	84	03:29:38.9	70	09:48:17.6	14	2
55	635	LAZZARINI, ROLAND	M	31	SWITZERLAND	01:06:06.2	344	05:13:45.8	58	03:28:44.9	61	09:48:36.7	15	1
56	1280	CHARLTON, GERARD	M	27	CANADA	00:55:07.5	45	05:14:45.8	62	03:38:53.8	113	09:48:47.1	16	3
57	1426	JEFFRIES, JON	M	32	OH	01:02:18.5	246	05:15:07.7	66	03:31:45.2	79	09:49:11.4	16	1
58	535	MONTANDON, MARC	M	25	SWITZERLAND	01:02:14.3	244	05:15:04.2	65	03:32:12.3	82	09:49:30.8	17	2
59	1332	BARTH, KLAUS	M	41	CA	00:55:18.8	54	05:11:55.0	46	03:43:13.2	146	09:50:27.0	1	12
60	100	MURCHISON, BRYAN	M	28	CO	00:55:03.8	42	05:16:39.0	73	03:38:49.1	112	09:50:31.9	18	3
61	906	FAESSLER, HANSJOERG	M	44	SWITZERLAND	01:17:44.8	709	05:16:20.1	72	03:16:35.0	27	09:50:39.9	2	3
62	104	ZGLICZYNSKI, GRZEGORZ	M	24	POLAND	00:52:51.1	28	05:29:46.9	161	03:28:16.8	59	09:50:54.8	6	1
63	1168	AHERN, TIM	M	24	AUSTRALIA	01:02:08.3	240	05:19:36.8	88	03:29:12.1	64	09:50:57.2	7	7
64	281	STILLER, FRANK	M	26	WEST GERMANY	01:01:34.1	208	05:24:29.6	123	03:25:11.3	50	09:51:15.0	19	9
65	105	YOUNG, MICHAEL	M	24	AUSTRALIA	00:57:03.2	82	05:29:58.8	163	03:24:27.3	46	09:51:29.3	8	8
66	64	ULLMANN, JOERG	M	28	WEST GERMANY	00:55:10.0	47	05:10:20.8	39	03:46:21.3	175	09:51:52.1	20	10
67	1431	KOROCK, BOB	M	23	CA	00:54:52.2	38	05:14:43.3	61	03:42:20.6	138	09:51:56.1	9	13
68	428	RHOADS, LARRY	M	31	CA	00:52:22.0	18	05:36:46.8	231	03:23:41.7	44	09:52:50.3	17	14
69	740	IGNATIUS, ARTO	M	25	FINLAND	00:56:46.4	73	05:22:12.9	106	03:33:54.4	92	09:52:53.7	21	4
70	1438	MC ALLISTER, TODD	M	24	CA	00:55:47.0	59	05:11:44.4	45	03:45:50.1	168	09:53:21.5	10	15
71	1125	BALL, NIGEL	M	27	NEW ZEALAND	00:56:49.6	76	05:34:46.9	212	03:21:54.9	42	09:53:31.4	22	4
72	984	COX, CHARLES	M	38	NV	01:05:45.6	341	05:13:01.6	53	03:35:12.9	95	09:54:00.1	4	1
73	684	KLAESLER, STEFAN	M	27	SWITZERLAND	01:04:24.1	304	05:41:51.2	292	03:09:14.2	14	09:55:29.5	23	4
74	419	RIEHLE, FRANK-TIGER	M	27	WEST GERMANY	01:01:53.8	226	05:12:36.7	50	03:41:56.8	135	09:56:27.3	24	11
75	800	HARTIG, STEFFEN	M	27	WEST GERMANY	01:01:39.4	212	05:18:32.8	84	03:36:19.6	100	09:56:31.8	25	12
76	91	SAKURAI, KANAME	M	26	JAPAN	01:12:40.0	571	05:24:58.2	126	03:18:59.3	35	09:56:37.5	26	4
77	24	MC CORMACK, MICHAEL	M	30	MA	00:56:55.2	77	05:14:16.0	59	03:45:44.6	166	09:56:55.8	18	1
78	793	HAWKE, GAVIN	M	21	NEW ZEALAND	01:05:13.3	327	05:32:52.8	197	03:18:51.8	33	09:56:57.9	11	5
79	982	CRIMSON, JOHN	M	30	AUSTRALIA	00:57:46.0	95	05:30:06.4	164	03:29:12.1	65	09:57:04.5	19	9
80	1242	BRONCO, MICHAEL	M	25	NJ	01:07:36.6	373	05:30:16.1	167	03:19:51.2	38	09:57:43.9	27	1
81	80	BUTLER, MIKE	M	30	AL	00:55:00.8	40	05:26:06.3	130	03:36:48.7	102	09:57:55.8	20	1
82	1058	BUCKINGHAM, WAYNE	M	37	CA	00:59:08.1	133	05:39:30.0	263					

Place	Race#	Name	Sex	Age	State/Country	Swim Split	Plc	Bike Split	Plc	Run Split	Plc	Total	Age Plc	SV/Cnty
99	220	TORRES DE SA, RAUL BOCA	M	26	HI	00:53:40.8	32	05:27:02.0	137	03:42:53.7	143	10:03:36.5	34	1
100	26	WANKLYN, JAN	F	32	PA	00:55:02.7	6	05:46:09.1	18	03:23:21.7	3	10:04:33.5	TOP 15	11
101	1248	EWING, CORKY	M	33	CA	01:02:32.8	255	05:28:54.1	151	03:33:17.1	87	10:04:44.0	25	19
102	65	KIDDLE, RICK	M	28	ENGLAND	00:55:24.7	58	05:26:15.1	132	03:44:34.9	158	10:06:14.7	35	1
103	133	WOOD, SCOTT	M	28	AUSTRALIA	00:56:43.4	71	05:21:26.1	102	03:48:39.5	191	10:06:49.0	36	12
104	22	HANSSSEN AMES, KIRSTEN	F	29	CO	00:55:06.3	7	05:31:07.3	3	03:41:49.1	12	10:08:02.7	TOP 15	5
105	406	ROGGE-SECA, RICHARD	M	26	WEST GERMANY	01:02:30.8	254	05:30:10.9	168	03:35:43.7	96	10:08:25.4	37	14
106	1097	BENT, RUSSELL	M	23	NEW ZEALAND	01:04:27.4	306	05:39:10.3	258	03:24:55.4	49	10:08:33.1	13	6
107	96	FUJIWARA, YUJI	M	27	JAPAN	01:16:47.3	685	05:21:50.4	105	03:29:57.1	71	10:08:34.8	38	7
108	122	YAMADA, SEIJI	M	24	JAPAN	01:09:46.0	464	05:40:32.9	274	03:18:44.9	32	10:09:03.8	14	8
109	641	LANGFELDT, JIM	M	22	IN	01:01:06.3	194	05:04:53.9	29	04:03:31.1	336	10:09:31.3	15	3
110	887	FLYNN, MICHAEL	M	34	AUSTRALIA	01:11:01.8	515	05:29:11.1	153	03:29:31.3	68	10:09:44.2	26	13
111	718	JOHNSON, III, HARRY	M	35	AK	01:16:54.5	686	05:24:26.6	122	03:28:55.3	63	10:10:16.4	9	1
112	544	MILLER, SCOTT	M	29	CA	00:59:16.7	137	05:17:28.3	77	03:54:11.5	241	10:10:56.5	39	20
113	1441	YAKUSHEV, SERGUEJ	M	31	USSR	00:58:34.0	116	05:26:07.0	131	03:46:27.1	177	10:11:08.1	27	1
114	412	ROBINSON, BRUCE	M	40	NJ	01:06:45.5	362	05:51:24.6	401	03:13:26.8	19	10:11:36.7	3	2
115	808	HARDWICK, GREG	M	21	AUSTRALIA	00:58:06.2	101	05:01:40.9	24	04:12:11.9	405	10:11:59.0	16	14
116	983	CRESCIO, DAVE	M	28	MI	01:01:43.5	214	05:32:20.9	191	03:37:56.9	109	10:12:01.3	40	1
117	790	HEINRICH, ED	M	29	HI	00:57:11.3	88	05:20:21.1	96	03:54:39.7	247	10:12:12.1	41	4
118	315	SLATER, PETER	M	27	ENGLAND	00:58:28.4	112	05:33:56.5	209	03:39:49.6	122	10:12:14.5	42	2
119	28	BISCHOFF, TINA	F	32	FL	00:55:17.9	9	05:52:05.8	25	03:25:46.3	6	10:13:10.0	TOP 15	1
120	1264	SMITH, BOB	M	32	FL	01:06:08.1	345	05:23:44.2	118	03:43:21.2	148	10:13:13.5	28	2
121	963	DELISSE, TONY	M	26	AUSTRALIA	00:56:41.5	69	05:27:41.9	141	03:49:00.1	195	10:13:23.5	43	15
122	656	KUBONO, MASAHIRO	M	30	JAPAN	01:12:35.9	567	05:36:48.5	232	03:24:05.8	45	10:13:30.2	29	9
123	527	MUELLER, CHRISTOPH	M	25	WEST GERMANY	01:02:02.3	237	05:20:36.5	98	03:51:06.0	213	10:13:44.8	44	15
124	391	RUTHERFORD, MATTHEW	M	20	NEW ZEALAND	01:10:05.9	487	05:30:06.7	165	03:33:37.2	89	10:13:49.8	17	7
125	898	FERRARIO, STEVEN	M	25	CA	01:02:02.0	236	05:22:28.9	108	03:49:45.7	206	10:14:16.6	45	21
126	855	GERKMAN, KARI	M	27	FINLAND	01:02:20.8	249	05:31:55.9	186	03:40:14.3	125	10:14:31.0	46	5
127	564	MC MENAMIN, TIMOTHY	M	22	AUSTRALIA	00:56:57.8	78	05:21:16.9	100	03:56:27.1	262	10:14:41.8	18	16
128	681	KLAUS, MAXIMILIAN	M	26	WEST GERMANY	01:01:52.1	223	05:15:46.0	69	03:57:14.5	275	10:14:52.6	47	16
129	82	WHELAN, KRISTA	F	25	CA	01:02:38.9	39	05:39:29.8	11	03:33:03.6	8	10:15:12.1	TOP 15	22
130	466	PETITT, STEVE	M	29	FL	00:57:04.4	83	05:20:09.0	92	03:58:08.8	279	10:15:22.2	48	3
131	448	PRATT, STEVE	M	24	AUSTRALIA	00:52:40.8	23	05:35:44.5	218	03:47:23.4	178	10:15:48.7	19	17
132	937	DRESCHER, KLAUS	M	34	WEST GERMANY	00:57:42.5	94	05:19:45.8	89	03:58:37.3	283	10:16:05.6	30	17

Place	Race#	Name	Sex	Age	State/Country	Swim Split	Plc	Bike Split	Plc	Run Split	Plc	Total	Age Plc	SV/Cnty
133	1083	BOGGS, BRYAN	M	28	IN	00:52:43.5	24	05:23:05.7	112	04:00:19.7	305	10:16:08.9	49	4
134	680	KLEIN, RALF	M	23	WEST GERMANY	01:00:47.5	183	05:31:34.9	181	03:43:51.2	152	10:16:13.6	20	18
135	758	HOLL, LOREN	M	34	PA	01:04:29.2	307	05:04:44.9	28	04:07:01.8	386	10:16:15.9	31	3
136	845	GOOD, PAUL	M	31	AUSTRALIA	01:01:12.4	199	05:29:52.8	162	03:45:26.0	164	10:16:31.2	32	18
137	23	KELER, FERNANDA	F	27	BRAZIL	01:01:33.5	32	05:41:52.4	13	03:33:18.2	9	10:16:44.1	TOP 15	2
138	339	SEYMOUR, BRIAN	M	23	CA	00:51:37.9	4	05:19:20.2	86	04:05:50.2	355	10:16:48.3	21	23
139	1113	BECKER, AXEL	M	26	WEST GERMANY	01:05:12.4	325	05:40:58.5	283	03:31:10.1	77	10:17:21.0	50	19
140	101	ZWARTKRUIS, IRMA	F	32	NETHERLANDS	01:00:15.3	24	05:31:35.2	4	03:45:31.2	15	10:17:21.7	TOP 15	4
141	1462	VOLCKAERT, DIDIER	M	31	BELGIUM	00:56:18.9	62	04:53:13.2	13	04:28:21.7	545	10:17:53.8	33	2
142	729	IWASA, KOJI	M	27	JAPAN	01:19:15.9	751	05:32:42.7	195	03:26:19.7	55	10:18:18.3	51	10
143	305	SOMERVILLE, TOBY	M	30	AUSTRALIA	01:05:13.9	328	05:39:30.5	264	03:33:51.2	91	10:18:35.6	34	19
144	658	KRUCLER, CARL	M	30	AUSTRALIA	01:06:29.3	360	05:26:18.2	134	03:45:56.9	171	10:18:44.4	35	20
145	396	RUNER, KLAUS	M	35	ITALY	01:13:13.0	601	05:17:05.9	74	03:48:33.9	189	10:18:52.8	10	1
146	1256	NICKLES, JOHN	M	26	VA	00:55:08.6	46	05:22:24.2	107	04:01:24.6	315	10:18:57.4	52	1
147	868	FUNK, GERO	M	33	WEST GERMANY	01:08:53.0	416	05:21:29.7	104	03:48:39.4	190	10:19:02.1	36	20
148	550	MEYER, ANDREAS	M	29	WEST GERMANY	01:09:23.4	448	05:18:14.1	82	03:51:44.9	221	10:19:22.4	53	21
149	722	JOCHUM, RUEDIGER	M	26	WEST GERMANY	01:08:14.7	394	05:30:19.9	168	03:40:59.5	130	10:19:34.1	54	22
150	446	PRINGLE, MARK	M	31	AUSTRALIA	00:51:41.0	6	05:25:48.4	128	04:02:13.0	322	10:19:42.4	37	21
151	972	CUYLER, BOB	M	40	CA	01:00:24.9	169	05:23:36.7	117	03:55:47.3	259	10:19:48.9	4	24
152	745	HUNTER, JAY	M	29	CA	00:56:47.1	74	05:23:33.7	115	03:59:37.3	298	10:19:58.1	55	25
153	115	YAO, SHOICHI	M	27	JAPAN	01:05:29.9	339	05:35:17.1	216	03:39:16.2	118	10:20:03.2	56	11
154	272	STRUYCKEN, JAN	M	28	HOLLAND	01:02:38.0	259	05:18:30.5	83	03:59:05.6	289	10:20:14.1	57	1
155	1311	JAVANSHIR, JAMSHID	M	30	WEST GERMANY	01:11:26.8	529	05:38:35.6	251	03:30:40.0	76	10:20:42.4	38	23
156	314	SLOAN, KATHY	F	30	CA	00:53:42.7	5	05:33:55.9	7	03:53:04.4	24	10:20:43.0	TOP 15	26
157	516	NATVIG, MIKE	M	27	NE	01:01:11.2	198	05:41:29.9	290	03:38:11.7	111	10:20:52.8	58	1
158	62	KAIN, PETER	M	27	CA	00:52:11.6	15	05:28:02.0	147	04:01:27.2	317	10:21:40.8	59	27
159	1059	BUCKINGHAM, WALLY	M	37	CA	00:59:40.4	141	05:42:15.6	295	03:40:06.2	124	10:22:02.2	11	28
160	1019	CAUSEY, BILL	M	37	GA	01:01:52.7	224	05:31:13.4	177	03:49:05.4	198	10:22:11.5	12	1
161	671	KOGOJ, IGOR	M	31	WEST GERMANY	01:00:05.2	150	05:33:31.9	201	03:49:13.2	201	10:22:50.3	39	1
162	1150	APITZ, LARS	M	21	WEST GERMANY	01:00:18.8	163	05:40:26.9	272	03:42:31.1	140	10:23:16.8	22	24
163	178	WACKER, ROGER	M	31	TX	00:59:45.9	143	05:35:46.7	219	03:48:01.1	186	10:23:33.7	40	2
164	1241	BRADY, JERRY	M	42	CO	01:17:20.4	692	05:27:00.0	136	03:39:38.4	121	10:23:58.8	5	6
165	338	SHACKLETON, WAYNE	M	27	CANADA	00:55:19.4	55	05:29:31.1	157	03:59:23.7	296	10:24:14.2	60	8
166	1467	WILLIAMS, SIAN	F	24	AZ	00:59:01.7	20	05:39:33.9	12	03:46:12.0	18	10:24:47.6	TOP 15	2
167	861	GARCIA, ALEX	M	28	PUERTO RICO	01:01:26.3	205	05:54:17.8	432	03:29:19.6	66	10:25:03.7	61	1
168	1371	KNOPP, THOMAS	M	25	OH	01:06:25.9	355	05:29:33.1	158	03:49:27.6	202	10:25:26.6	62	2
169	72	RIGSBEE, CLIFF	M	37	HI	00:55:51.2	60	05:15:09.5	67	04:14:32.7	430	10:26:33.4	13	5
170	1165	ADAMSON, RYAN	M	23	CA	01:04:02.5	298	05:23:34.4	116	03:58:13.1	262	10:25:50.0	23	29
171	73	SMITH ROSS, TERRI	F	28	CANADA	01:01:57.5	34	05:45:41.3	17	03:38:13.4	11	10:25:52.2	TOP 15	4
172	153	WHITE, JULIEANNE	F	28	CANADA	01:15:57.4	115	05:44:30.3	16	03:25:38.3	5	10:26:06.0	TOP 15	5
173	757	HOLLIGE, GUNTER	M	27	WEST GERMANY	00:59:11.7	135	05:32:02.2	187	03:55:02.6	250	10:26:16.5	63	25
174	1085	BLUNCK, UWE	M	31	WEST GERMANY	01:09:40.2	462	05:29:02.3	152	03:47:58.0	185	10:26:40.5	41	26
175	224	TILLO, NOUR	M	34	CA	01:02:40.2	261	05:47:45.6	356	03:36:15.4	98	10:26:41.2	42	1
176	828	GROSSAUER, FRITZ	M	29	AUSTRIA	01:00:21.5	167	05:46:48.6	346	03:39:32.0	120	10:26:42.1	64	1
177	31	MURAKAMI, JUNKO	F	26	JAPAN	01:03:17.5	43	05:46:28.2	19	03:37:07.2	10	10:26:52.9	TOP 15	12
178	1265	STOWERS, STEVE	M	25	CA	01:01:58.3	230	05:39:01.5	256	03:46:24.4	176	10:27:24.2	65	30
179	1263	SEARCY, RALPH	M	30	CA	00:51:54.0	12	05:19:58.3	91	04:16:06.3	446	10:27:58.6	43	31
180	858	GEIGER, THOMAS	M	28	WEST GERMANY									

Place	Race#	Name	Sex	Age	State/Country	Swim Split	Plc	Bike Split	Plc	Run Split	Plc	Total	Age Plc	SU/Cnty
202	207	TURNER, DAVID	M	28	WA	01:02:53.7	265	05:14:30.2	60	04:15:44.9	440	10:33:08.8	77	1
203	532	MORA, JUAN RAFAEL	M	25	COSTA RICA	01:00:57.0	188	05:43:29.1	304	03:48:43.7	192	10:33:09.8	78	1
204	230	THOMAS, FRANK	M	29	OH	01:03:45.6	291	05:44:34.2	316	03:45:00.5	161	10:33:20.3	79	3
205	968	DAVIS, SCOTT	M	41	CA	01:01:05.0	193	05:28:00.2	146	04:04:33.7	342	10:33:38.9	8	34
206	1260	ROLETTE, JAMES	M	29	IL	01:03:06.2	269	05:38:08.6	245	03:52:25.5	227	10:33:40.3	80	2
207	194	VAN VLIET, GERT	M	26	WEST INDIES	01:02:39.4	260	05:45:16.1	326	03:45:55.7	170	10:33:51.2	81	1
208	695	KERR, VIN	M	33	AUSTRALIA	01:06:28.3	359	06:02:16.1	519	03:25:14.8	51	10:33:59.2	51	26
209	400	ROTTER, MATTHIAS	M	29	WEST GERMANY	01:14:05.9	627	05:31:15.2	178	03:48:44.5	193	10:34:05.6	82	32
210	37	OETERMANN, ELKE	F	38	WEST GERMANY	01:03:41.9	47	05:43:27.7	14	03:47:05.0	19	10:34:14.6	1	33
211	495	OHYASU, YOSHIHIRO	M	24	JAPAN	00:52:53.4	29	05:40:08.7	269	04:01:38.2	319	10:34:40.3	25	14
212	394	RUSH, KARL	M	30	CA	01:03:30.3	283	05:57:41.5	469	03:33:31.2	88	10:34:43.0	52	35
213	1372	MARTIN-BUSH, TERRY	F	28	CA	01:00:30.6	25	05:49:27.3	22	03:44:49.1	14	10:34:47.0	2	36
214	950	DIX, MURRAY	M	30	NEW ZEALAND	01:12:27.6	557	05:43:02.2	302	03:39:27.5	119	10:34:57.3	53	11
215	355	SCHULER, MICHAEL	M	37	WEST GERMANY	01:01:17.8	201	05:08:35.1	36	04:25:16.0	521	10:35:08.9	14	34
216	697	KELCH, DR., RAINER	M	32	WEST GERMANY	01:00:03.6	149	05:40:49.7	281	03:54:18.0	243	10:35:11.3	54	35
217	127	WRIGHT, RICHARD	M	28	AUSTRALIA	00:58:20.2	107	05:36:05.0	224	04:00:50.6	309	10:35:15.8	83	27
218	1142	AUFRIEHT, MATT	M	34	CANADA	01:00:14.3	160	05:41:35.1	291	03:53:27.1	235	10:35:16.5	55	7
219	563	MC MILLAN, SHERYL	F	22	CA	01:12:42.3	87	05:36:42.7	8	03:48:04.9	17	10:35:29.9	1	37
220	1107	BELL, JIM	M	33	FL	01:03:09.2	271	05:48:25.5	366	03:44:04.4	154	10:35:39.1	56	5
221	647	LEGGRAMANTI, ERNESTO	M	36	ITALY	01:11:16.1	523	05:37:14.8	237	03:47:40.8	182	10:36:11.7	15	2
222	1376	SA, EDUARDO	M	24	HI	00:58:29.3	113	05:44:51.0	318	03:53:08.5	231	10:36:28.8	26	3
223	862	GAMLIN, MICHAEL	M	26	WEST GERMANY	01:12:12.4	547	05:48:06.0	362	03:36:16.4	99	10:36:34.8	84	36
224	639	LARSON, GLEN	M	41	NY	01:01:07.2	196	05:35:18.0	217	04:00:10.6	304	10:36:35.8	9	1
225	1072	BRADY, JIM	M	27	TX	00:52:33.9	21	05:21:29.3	103	04:22:36.2	499	10:36:39.4	85	3
226	255	TAGELL, MICHAEL	M	34	AUSTRALIA	01:09:29.6	455	05:54:44.1	436	03:32:31.1	83	10:36:44.8	57	28
227	572	MC CORMACK, DAVID	M	38	AUSTRALIA	01:12:11.0	546	05:40:06.2	267	03:45:12.8	162	10:37:30.0	16	29
228	746	HUMBOLDT, REINHOLD	M	42	WEST GERMANY	01:03:32.2	284	05:48:22.4	364	03:45:45.4	167	10:37:40.0	10	37
229	489	OLIN, GARRET	M	24	NJ	01:07:57.9	386	05:38:38.9	252	03:51:43.7	220	10:38:20.5	27	3
230	276	STORY, COR	M	35	NEW ZEALAND	01:02:13.9	243	05:44:58.7	321	03:51:28.9	216	10:38:41.5	17	12
231	399	ROUSSEAU, MARK	M	31	IL	00:58:17.6	105	05:49:06.7	377	03:51:17.9	214	10:38:42.2	58	2
232	536	MOHRI, TADASHI	M	31	JAPAN	01:10:38.0	500	05:51:07.2	396	03:37:06.4	106	10:38:51.6	59	15
233	1157	AMTMANN, SIEGRFRIED	M	28	AUSTRIA	01:13:26.7	611	05:39:48.1	266	03:46:19.1	174	10:39:33.9	86	2
234	1124	BALLANCE, SCOTT	M	25	NEW ZEALAND	00:58:24.2	110	05:21:20.7	101	04:20:03.6	474	10:39:48.5	87	13
235	420	RIED, JIM	M	25	AUSTRALIA	01:00:58.8	190	05:27:43.6	142	04:11:06.7	399	10:39:49.1	88	30
236	616	LOPPE, PETER	M	38	SWITZERLAND	01:13:00.6	587	05:45:46.4	335	03:41:10.4	131	10:39:57.4	18	7
237	465	PETRIE, DAVID	M	35	MD	01:03:47.6	292	05:36:19.9	227	04:00:08.6	303	10:40:16.1	19	1
238	522	MURPHY, JOHN	M	42	CA	01:04:52.8	311	05:38:28.1	250	03:56:59.0	272	10:40:19.9	11	38
239	813	HANSEN, JORGEN EMIL	M	47	DENMARK	01:12:50.1	580	05:05:39.6	31	04:22:20.2	496	10:40:49.9	1	2
240	435	RAMBACH, LUTZ	M	33	WEST GERMANY	01:01:07.9	197	05:59:38.1	495	03:40:15.9	126	10:41:01.9	60	38
241	1006	CINA, GUIDO	M	26	SWITZERLAND	01:27:10.8	870	05:42:07.4	294	03:31:53.5	81	10:41:11.7	89	8
242	510	NISIUTI, KENJI	M	26	JAPAN	01:09:26.8	453	05:47:56.9	358	03:44:09.9	156	10:41:33.6	90	18
243	124	WROBLEWSKI, MICHAEL	M	27	TX	00:59:52.8	146	05:38:22.9	249	04:03:25.8	332	10:41:41.5	91	4
244	81	COOK, MARY	F	27	CA	00:57:13.7	15	05:32:02.5	5	04:12:50.2	56	10:42:06.4	3	39
245	608	LYNCH, MICHAEL	M	30	AUSTRALIA	00:58:42.6	120	05:31:43.3	182	04:11:52.1	401	10:42:18.0	61	31
246	161	WEAVER, DON	M	30	CA	00:55:23.3	57	05:38:48.0	253	04:08:17.9	380	10:42:29.2	62	40
247	620	LOBEDA, DONALD	M	26	CO	00:55:02.0	41	05:24:34.7	124	04:22:56.2	502	10:42:32.9	92	7
248	97	WARREN, TOM	M	46	CA	00:58:35.3	117	05:43:38.1	307	04:00:28.3	307	10:42:41.7	2	41
249	841	GRANNELL, SEAMUS	M	33	ENGLAND	01:04:31.2	308	05:44:09.3	310	03:54:11.8	242	10:42:52.3	63	3
250	613	LOZANO, FEDERICO	M	37	MEXICO	01:01:51.6	222	05:45:26.1	331	03:55:38.6	258	10:42:56.3	20	1
251	356	SCHRODER, ANDREAS	M	29	WEST GERMANY	01:00:01.9	148	05:33:33.0	202	04:09:24.3	385	10:42:59.2	93	39
252	976	CUNNINGHAM, STEVE	M	22	AUSTRALIA	00:52:07.3	13	05:13:23.8	65	04:37:34.3	604	10:43:05.4	28	32
253	1321	MERGLER, JOHN	M	31	FRANCE	01:15:53.7	660	05:30:57.0	175	03:56:39.4	264	10:43:30.1	64	4
254	1154	ANDERSON, BENJAMIN	M	22	MO	01:11:13.1	521	05:43:43.3	308	03:49:10.1	200	10:44:06.5	29	1
255	318	SIMON, ANDREAS	M	23	WEST GERMANY	01:09:43.3	463	05:48:56.6	374	03:45:31.9	165	10:44:11.8	30	40
256	228	THOMAS, JAMES	M	32	CA	01:00:19.4	164	05:38:11.8	246	04:06:07.0	358	10:44:38.2	85	42
257	1377	SIMS, DAVID	M	28	HI	01:07:55.8	384	05:30:26.9	170	04:06:25.8	360	10:44:48.5	94	6
258	1078	BORCHERT, WOLFGANG	M	26	WEST GERMANY	01:09:21.9	444	05:37:44.4	242	03:57:59.7	278	10:45:06.0	95	41
259	1326	REES, LLOYD	M	29	CANADA	01:05:12.5	326	05:47:41.3	354	03:52:20.5	225	10:45:14.3	96	8
260	627	LEWIS, CHRISTOPHER	M	38	HI	01:00:09.1	154	05:42:17.9	297	04:02:50.3	325	10:45:17.3	21	7
261	756	HOLM, DAVE	M	33	CA	01:12:14.4	549	05:35:00.0	215	03:58:11.8	281	10:45:26.2	66	43
262	849	GNAUCK, DICK	M	27	WEST GERMANY	01:00:51.0	185	05:43:19.6	303	04:01:25.9	316	10:45:36.5	97	42
263	513	NEVIACKAS, JAMES	M	43	IL	01:00:49.6	184	05:20:19.8	95	04:24:38.3	514	10:45:47.7	12	3
264	1045	BURTON, PAUL	M	44	IL	01:01:37.2	211	05:39:42.4	265	04:04:48.0	348	10:46:07.6	13	4
265	388	SAENZ, GUILLERMO	M	45	COSTA RICA	01:12:25.4	555	05:39:21.9	261	03:55:01.8	249	10:46:48.9	3	2
266	58	MUDGETT, STEVEN	M	33	CO	01:00:33.2	174	05:19:04.1	85	04:27:25.9	539	10:47:03.2	67	8
267	912	ESCHER, GUENTER	M	30	WEST GERMANY	01:08:56.4	419	05:50:28.8	391	03:48:03.1	187	10:47:28.3	68	43
268	614	LOWE, LAURA	F	29	CA	01:13:06.8	94	05:48:44.3	21	03:45:46.9	18	10:47:38.0	4	44
269	416	RILEY, JIM	M	42	CA	01:01:49.5	218	05:31:51.5	185	04:14:09.3	426	10:47:50.3	14	45
270	1228	NITTA, ALAN	M	35	HI	01:05:06.3	321	05:35:51.1	221	04:07:15.1	368	10:48:12.5	22	8

Place	Race#	Name	Sex	Age	State/Country	Swim Split	Plc	Bike Split	Plc	Run Split	Plc	Total	Age Plc	SU/Cnty
271	118	YAMAMOTO, MITSUHIRO	M	27	JAPAN	01:04:07.2	301	05:24:36.9	125	04:19:30.1	469	10:48:14.2	98	17
272	843	GORICK, GLENN	M	28	AUSTRALIA	00:56:45.2	72	05:57:19.9	467	03:54:10.7	240	10:48:15.8	99	33
273	1062	BROWN, JEFFREY	M	32	OH	01:01:34.9	209	05:36:02.1	222	04:10:56.0	398	10:48:33.0	69	4
274	824	GUBITZ, MICHAEL	M	25	WEST GERMANY	00:55:10.9	48	05:32:25.4	193	04:21:19.2	485	10:48:55.5	100	44
275	138	WITSKEN, DAVE	M	23	OH	00:58:18.5	106	05:38:04.0	244	04:12:36.1	408	10:48:58.6	31	5
276	1152	ANDREWS, MARK	M	21	WI	01:08:42.9	407	05:41:05.5	284	03:59:20.0	294	10:49:08.4	32	2
277	158	WEIS, THOMAS	M	24	WEST GERMANY	00:55:17.1	52	05:44:23.0	312	04:09:34.6	390	10:49:14.7	33	45
278	293	STEIN, DIETMAR	M	24	WEST GERMANY	01:07:35.0	371	05:58:11.2	477	03:43:31.8	150	10:49:18.0	34	46
279	1156	ANDERLIK, RALF	M	26	WEST GERMANY	01:03:19.3	277	05:46:42.6	345	03:59:22.7	295	10:49:24.6	101	47
280	449	POWLESS, JOHN	M	29	CA	01:02:55.2	266	05:37:13.7	236	04:09:21.8	384	10:49:30.7	102	6
281	848	GNITTING, ELMER	M	35	WEST GERMANY	01:20:18.1	764	05:48:27.5	367	03:40:45.9	129	10:49:31.5	23	48
282	634	LE STRANGE, MISSY	F	38	CA	01:02:25.0	37	05:43:46.3	15	04:03:44.6	4			

Place	Race#	Name	Sex	Age	State/Country	Swim Split	Ptc	Bike Split	Ptc	Run Split	Ptc	Total	Age Ptc	SU/Cnty
305	1382	VERKE, LISA	F	27	OR	00:57:12.9	14	05:52:47.0	26	04:04:14.4	43	10:54:14.3	6	1
306	823	GUSTAVSSON, TOMAS	M	27	SWEDEN	01:18:03.4	720	05:31:31.1	179	04:04:44.3	343	10:54:18.8	105	2
307	1190	HEINRICH, HERBERT	M	28	WEST GERMANY	01:06:08.8	346	06:00:45.9	503	03:47:33.5	180	10:54:28.2	106	53
308	342	SELLERS, GRAHAM	M	40	AUSTRALIA	00:56:42.3	70	05:50:57.4	395	04:06:49.7	362	10:54:29.4	15	36
309	1186	ENSELING, MICHAEL	M	25	WEST GERMANY	01:13:03.9	589	05:39:06.7	257	04:02:36.8	323	10:54:46.8	107	54
310	1029	CARDOSO, JR, CID	M	21	VA	01:00:13.3	159	05:24:08.6	121	04:30:32.7	562	10:54:54.6	38	4
311	59	CUMMINGS, BEVERLEY	F	28	CANADA	01:03:16.7	42	05:57:18.1	29	03:54:27.5	26	10:55:02.3	7	9
312	1112	BEDINGFIELD, MILTON	M	33	FL	01:00:12.1	158	05:56:24.4	457	03:58:39.1	284	10:55:15.6	79	6
313	512	NEWTON, BRETT	M	19	AUSTRALIA	01:03:39.0	287	05:29:41.8	160	04:22:10.0	493	10:55:30.8	39	37
314	586	MASERATI, GIANFRANCO	M	31	ITALY	01:02:57.8	267	06:06:43.1	571	03:45:51.0	169	10:55:31.9	80	3
315	618	LOO, HENRY	M	24	CA	01:01:32.8	207	05:59:31.9	493	03:54:36.8	246	10:55:41.5	40	1
316	344	SEIDL, GERHARD	M	33	AUSTRIA	01:19:03.9	742	05:37:08.8	235	03:59:42.0	301	10:55:54.7	81	3
317	874	FROBISHER, HAROLD	M	38	ENGLAND	01:09:58.8	482	06:03:26.7	534	03:42:51.8	142	10:56:17.3	28	4
318	1218	LANGE, HANK	M	36	VT	00:59:04.8	130	05:40:49.7	282	04:16:23.3	448	10:56:17.8	29	1
319	1411	DECKER, BOB	M	37	CA	01:00:20.4	165	06:05:04.1	554	03:50:59.1	212	10:56:23.6	30	54
320	916	EMERTON, MARK	M	28	AUSTRALIA	01:02:00.1	233	05:29:40.5	159	04:24:48.6	517	10:56:29.2	108	38
321	778	HIBBERT, ROD	M	39	NEW ZEALAND	01:03:02.5	268	05:37:37.9	240	04:15:58.5	443	10:56:38.9	31	15
322	1191	KIRCHLER, RICHARD	M	36	AUSTRIA	01:13:22.2	607	05:33:53.8	208	04:09:35.3	391	10:56:51.3	32	4
323	1416	GALLOWAY, JEFF	M	26	GA	01:03:18.2	276	06:09:55.0	607	03:43:42.7	151	10:56:55.9	109	2
324	933	DUHAMEL, PAUL	M	22	CANADA	01:01:50.0	219	05:40:43.6	279	04:14:28.2	428	10:57:01.8	41	10
325	108	YOKOSAWA, OSAMU	M	30	JAPAN	01:09:31.9	457	05:57:24.2	468	03:50:07.9	208	10:57:04.0	82	19
326	151	WHITEMAN, NEIL	M	32	AUSTRALIA	00:59:48.3	144	05:31:06.9	176	04:26:10.8	528	10:57:06.0	83	39
327	234	THALER, MATTHIAS	M	24	WEST GERMANY	01:12:16.0	551	05:47:07.7	350	03:57:52.2	277	10:57:15.9	42	55
328	169	WALSH, MARTY	M	24	CA	01:02:03.3	238	05:32:56.0	198	04:22:19.5	495	10:57:18.8	43	55
329	959	DI GUISEPPE, LOUIS	M	26	MO	00:59:15.0	136	05:48:01.3	361	04:10:21.8	396	10:57:38.1	110	2
330	438	RAFTER, JOHN	M	31	AUSTRALIA	01:01:21.0	203	06:06:46.4	576	03:49:39.5	204	10:57:46.9	84	40
331	1036	CALVIN, CRAIG	M	28	CA	00:54:50.9	37	05:56:17.3	453	04:06:49.9	363	10:57:58.1	111	56
332	300	SPOHN, JOSEF	M	35	SWITZERLAND	01:03:25.2	280	05:51:39.2	405	04:02:57.1	327	10:58:01.5	33	9
333	136	WOLFF, CHRISTIAN	M	30	WEST GERMANY	01:10:46.5	507	05:26:52.9	135	04:20:27.8	479	10:58:07.2	85	56
334	619	LOEW, STEPHAN	M	29	WEST GERMANY	01:04:21.2	303	06:17:09.1	670	03:36:43.4	101	10:58:13.7	112	57
335	497	OHASHI, KAZUO	M	31	JAPAN	01:11:08.6	519	05:58:23.3	481	03:48:55.1	194	10:58:27.0	86	20
336	415	ROBERTS, RACHELLE	F	32	CA	00:56:38.9	12	06:04:58.8	44	03:57:00.7	29	10:58:38.4	3	57
337	1269	ABERDEEN, JIM	M	38	CANADA	01:05:16.5	331	05:45:41.4	333	04:07:48.2	375	10:58:46.1	34	11
338	779	HEYN, VOLKER	M	25	WEST GERMANY	01:01:57.2	229	05:44:13.3	311	04:12:37.1	409	10:58:47.6	113	58

Place	Race#	Name	Sex	Age	State/Country	Swim Split	Ptc	Bike Split	Ptc	Run Split	Ptc	Total	Age Ptc	SU/Cnty
339	801	HARTENSTEIN, ULRICH	M	36	WEST GERMANY	01:16:00.9	684	05:52:20.7	413	03:50:30.2	209	10:58:51.8	35	59
340	723	JARLSTROM, GHITA	F	27	FINLAND	01:01:10.3	28	06:03:09.3	40	03:54:39.9	27	10:58:59.5	8	6
341	1216	FLETCHER, IAN	M	31	HI	01:12:32.2	562	06:16:23.7	683	03:30:08.7	72	10:59:04.6	87	5
342	1419	GUNDERSON, CHRISTOPHER	M	24	TX	01:06:47.7	364	05:54:13.4	430	03:58:10.1	280	10:59:11.2	44	5
343	605	MAC CORQUODALE, DON	M	21	CANADA	01:06:13.3	350	05:33:29.4	200	04:19:31.4	471	10:59:14.1	45	12
344	244	TASKINEN, PASI	M	23	FINLAND	01:02:36.1	258	05:47:55.2	357	04:08:46.4	382	10:59:17.7	46	7
345	1130	BAILEY, ROSS	M	37	WA	01:09:37.3	460	05:54:16.3	431	03:55:32.1	254	10:59:25.7	36	3
346	197	VALDERRABANO, UZZIEL	M	22	MEXICO	01:00:46.2	182	05:46:14.3	341	04:12:39.2	412	10:59:39.7	47	3
347	365	SCHIMMELPFENNIG, MARKUS	M	24	WEST GERMANY	01:00:28.3	172	05:40:28.7	273	04:18:47.7	464	10:59:44.7	48	60
348	707	KANAMORI, YASUTAKA	M	37	JAPAN	01:04:59.6	313	05:49:34.1	383	04:06:05.0	356	11:00:38.7	37	21
349	431	RETTERATH, RALPH	M	23	WEST GERMANY	01:13:10.1	598	05:53:31.3	426	03:54:26.9	245	11:01:08.3	49	61
350	678	KLOTZ, FRANK	M	23	WEST GERMANY	01:16:39.9	684	05:52:20.0	412	03:52:08.8	223	11:01:08.7	50	62
351	459	PLANT, ROBERT	M	47	CA	01:11:50.5	542	05:44:32.3	314	04:04:47.3	347	11:01:10.1	5	58
352	1208	SPIVEY, MARK	M	31	CA	01:03:14.1	274	05:55:10.4	441	04:02:49.4	324	11:01:13.9	88	59
353	330	SHERLOCK, MARK	M	30	NEW ZEALAND	00:58:35.9	118	05:34:59.2	214	04:27:57.9	541	11:01:33.0	89	16
354	524	MUNAKATA, AKIRA	M	31	JAPAN	01:15:22.7	651	05:55:44.4	447	03:50:49.2	210	11:01:56.3	90	22
355	132	WOODFORD, KEN	M	26	IL	01:08:59.1	423	05:45:23.1	329	04:08:01.4	377	11:02:23.6	114	5
356	148	WIEMER, KURT	M	33	SWITZERLAND	01:08:35.0	401	05:33:38.8	203	04:20:15.4	478	11:02:29.2	91	10
357	424	RIBEIRO, LUIZ CARLOS	M	39	BRAZIL	01:13:53.6	620	06:04:23.4	544	03:44:22.9	157	11:02:39.9	38	5
358	1129	BAILEY, TY	M	39	PA	01:01:04.3	191	05:40:38.2	276	04:21:04.7	483	11:02:47.2	39	4
359	554	MENTHA, MELINDA	F	27	AUSTRALIA	00:52:38.7	3	06:01:52.3	35	04:08:33.6	45	11:03:04.6	9	41
360	1016	CHAMBERS, STUART	M	37	AUSTRALIA	01:04:51.5	310	06:03:12.3	529	03:55:16.0	253	11:03:19.8	40	42
361	1161	ALEXANDER, ROGER	M	51	MI	01:15:45.0	659	06:01:11.9	506	03:47:36.8	181	11:04:33.7	1	2
362	1324	OLSON, STEPHEN	M	28	DC	01:18:15.8	726	05:50:03.7	387	03:56:36.2	263	11:04:55.7	115	1
363	794	HAWKE, FERG	M	32	CANADA	01:12:47.8	577	06:04:50.2	552	03:47:50.7	184	11:05:28.7	92	13
364	811	HANSEN-STURM, LINDSEY	F	24	CO	00:52:14.9	1	06:08:57.3	50	04:04:26.4	44	11:05:38.6	2	10
365	885	FORQUER, JOHN	M	33	HI	01:09:22.7	446	05:46:38.3	344	04:09:41.7	392	11:05:42.7	93	4
366	655	KUBOTA, HIROYUKI	M	33	JAPAN	01:15:14.5	646	06:03:15.4	532	03:47:47.5	183	11:06:17.4	94	23
367	1262	SCHWITZER, KENT	M	37	MN	01:09:12.5	436	05:42:40.8	299	04:14:30.7	429	11:06:24.0	41	1
368	726	JACKSON, EAN	M	32	CANADA	01:08:42.2	405	05:58:58.1	488	03:58:50.5	287	11:06:30.8	95	14
369	690	KIKURA, HIROSHI	M	27	JAPAN	01:17:32.6	701	05:48:30.4	368	04:00:34.2	308	11:06:37.2	116	24
370	277	STOOB, BRUNO	M	42	SWITZERLAND	01:34:55.1	946	05:38:17.2	226	03:55:34.2	255	11:06:46.5	16	4
371	1226	DOUGLAS, SUSIE	F	28	HI	01:00:48.6	26	06:02:30.4	27	04:03:43.6	41	11:07:02.6	10	9
372	1415	FOOTE, RICHARD	M	32	VT	01:17:45.8	710	05:56:51.8	462	03:52:44.3	229	11:07:21.9	96	2
373	1461	VOGLER, HARALD	M	26	WEST GERMANY	00:55:05.7	44	05:44:09.1	309	04:28:25.8	546	11:07:40.6	117	63
374	136	ILLIAN, SVEN	M	24	EAST GERMANY	01:09:01.5	426	05:58:39.2	484	04:00:00.8	302	11:07:41.5	51	1
375	633	LE TOUQUIN, PIERRE	M	30	FRANCE	01:11:27.5	530	05:49:17.4	378	04:07:10.2	367	11:07:55.1	97	5
376	167	WALTHER, DIETER	M	33	WEST GERMANY	01:09:13.3	437	06:04:40.9	548	03:54:04.7	239	11:07:58.9	98	64
377	1444	NEISWONGER, RICK	M	30	CA	00:57:06.0	84	06:04:03.6	538	04:06:53.7	364	11:08:03.3	99	60
378	573	MC CAVIC, MARK	M	22	CA	01:03:26.1	281	05:25:41.8	127	04:38:55.9	617	11:08:03.8	52	2
379	1289	DUNCAN, MICHAEL	M	23	CANADA	01:09:56.9	478	05:55:23.0	443	04:02:55.7	326	11:08:15.6	53	15
380	1258	RILEY, CHRIS	M	46	OH	01:16:13.1	668	06:14:29.3	653	03:37:36.8	107	11:08:19.2	6	7
381	684	KORN, ERWIN	M	38	WEST GERMANY	01:19:01.9	740	06:06:29.0	568	03:43:10.7	145	11:08:41.6	42	65
382	1213	VAUGHAN, DALE	M	45	OR	01:01:59.5	232	05:44:54.5	320	04:22:05.5	491	11:08:59.5	7	3
383	1180	CIANI, PAOLO	M	27	CA	01:00:17.6	182	05:40:32.9	275	04:28:31.6	548	11:09:22.1	118	61
384	1105	BELLOWS, ALEX	M	38	CA	01:00:08.2	151	05:56:21.9	455	04:13:03.1	414	11:09:31.2	43	62
385	1322	MORRIS, JEFF	M	33	CANADA	01:20:27.8	787	06:06:43.7	573	03:42:23.5	139</			

Place	Race#	Name	Sex	Age	State/Country	Swim Split	Plc	Bike Split	Plc	Run Split	Plc	Total	Age Plc	SV/Cnty
408	1172	BOOSTER, SALLY	F	28	OR	01:13:20.3	98	06:02:53.6	39	03:57:07.7	30	11:13:21.6	11	4
409	461	PIETZKO, PETER	M	37	WEST GERMANY	01:17:32.6	700	06:02:59.7	526	03:52:50.2	230	11:13:22.5	50	73
410	1060	BRUNNER, MARTIN	M	24	SWITZERLAND	01:24:30.6	846	05:53:18.6	423	03:55:57.5	261	11:13:46.7	60	11
411	934	DUGGAN, GLEN	M	37	CANADA	01:09:27.7	454	06:07:51.8	590	03:57:04.9	274	11:14:24.4	51	18
412	372	SCAMMELL, BOB	M	39	AUSTRALIA	00:58:36.9	119	06:11:26.1	625	04:04:29.3	341	11:14:32.3	52	44
413	1350	STEINKE, RAY	M	27	CANADA	01:12:24.0	554	05:57:15.9	466	04:05:10.4	350	11:14:50.3	123	19
414	387	SAGE, MIKE	M	26	NEW ZEALAND	01:10:56.4	512	06:11:48.0	632	03:52:16.3	224	11:15:00.7	124	18
415	552	MERCHANT, JIM	M	33	RI	01:04:05.9	300	05:07:11.0	34	05:03:54.2	767	11:15:11.1	104	1
416	1116	BAUSCH, JOACHIM	M	42	WEST GERMANY	01:21:41.7	787	05:59:50.6	496	03:54:03.8	238	11:15:36.1	18	74
417	51	NUSSBAUMER, SILVIA	F	32	AUSTRIA	01:23:18.8	155	06:02:42.3	38	03:49:43.3	20	11:15:44.4	5	5
418	380	SALZMANN, MICHEL	M	20	SWITZERLAND	01:00:37.2	177	05:31:47.1	183	04:43:22.5	644	11:15:46.8	61	12
419	187	VERTIZ PANI, VICENTE	M	31	MEXICO	01:17:19.7	691	06:31:22.1	768	03:27:08.7	57	11:15:50.5	105	5
420	1362	WENZ, MARC	M	22	WEST GERMANY	01:05:18.4	333	05:32:42.6	194	04:37:55.2	612	11:15:56.2	62	75
421	1274	BLASCHKE, HANNES	M	30	WEST GERMANY	01:08:40.0	402	05:31:51.2	184	04:35:25.9	593	11:15:57.1	106	76
422	1095	BEST, IAN	M	21	NEW ZEALAND	00:59:50.6	145	05:37:50.8	243	04:38:21.5	615	11:16:02.9	63	19
423	1034	CAMPEAU, DAVID	M	24	CANADA	01:17:11.8	689	05:41:10.4	285	04:18:21.2	459	11:16:43.4	64	20
424	223	TKACH, RICK	M	30	CANADA	00:59:01.3	129	05:56:07.3	451	04:21:35.3	487	11:16:43.9	107	21
425	871	FUKUI, TERUKI	M	34	JAPAN	01:10:54.2	510	06:04:47.5	550	04:01:04.6	311	11:16:46.3	108	26
426	1093	BIANCHINI, ROLAND	M	41	WEST GERMANY	01:18:52.6	736	05:47:59.9	359	04:09:55.8	393	11:16:48.3	19	77
427	413	ROBINETTE, DAVE	M	50	CO	01:07:21.8	368	05:52:57.8	420	04:16:47.3	450	11:17:06.9	2	12
428	1306	HOGAN, ROB	M	34	CA	01:05:27.5	338	05:56:23.1	456	04:15:21.3	436	11:17:11.9	109	64
429	691	KIKUCHI, DAJI	M	34	JAPAN	01:17:51.3	714	06:07:58.0	591	03:51:34.6	217	11:17:23.9	110	27
430	1160	ALLNUTT, ROWAN	M	36	AUSTRALIA	01:04:45.0	309	05:46:21.5	342	04:26:19.1	530	11:17:25.6	53	45
431	453	PONCELET, ELISABETH	F	36	FRANCE	01:01:31.5	31	05:51:41.2	24	04:24:18.4	72	11:17:31.1	3	7
432	1267	WELK, GREGORY	M	26	CO	01:09:18.7	441	06:04:49.2	551	04:03:26.9	333	11:17:34.8	125	13
433	1017	CENS-MCDOWELL, LESLEY	F	44	PA	01:08:37.9	61	06:07:23.5	46	04:01:35.4	37	11:17:36.2	1	5
434	1293	FLOPKOW, CHRIS	M	35	CANADA	01:06:09.6	347	05:50:10.4	389	04:21:31.1	486	11:17:51.1	54	22
435	763	HOFFMANN, WOLFGANG	M	32	WEST GERMANY	01:09:47.3	467	06:11:24.3	624	03:56:55.7	271	11:18:07.3	111	78
436	500	OCHEL, HOLGER	M	23	WEST GERMANY	01:05:03.0	317	05:56:48.5	460	04:16:17.4	447	11:18:08.9	65	79
437	662	KORNVALD, CLAUS	M	29	DENMARK	01:03:12.8	273	05:33:04.8	199	04:41:54.0	638	11:18:11.6	126	3
438	565	MC LAUGHLIN, PENNIE	F	29	CA	01:00:55.2	27	06:27:15.7	81	03:50:03.0	22	11:18:13.9	12	65
439	502	O'TOOLE, KEVIN	M	35	IL	01:02:29.4	253	05:27:46.6	143	04:48:00.2	674	11:18:16.2	55	6
440	973	CUSHING, JOE	M	33	NH	01:10:32.3	497	06:26:20.4	739	03:41:51.4	133	11:18:44.1	112	1
441	777	HICKS, STEPHEN	M	30	HI	01:06:04.3	343	05:33:41.0	205	04:39:11.0	620	11:18:56.3	113	11
442	1181	GRIFACE, PETER	M	41	MA	01:06:18.2	353	05:53:48.8	428	04:18:54.2	468	11:19:01.2	20	5
443	1239	AGER, KIT	F	26	NJ	01:08:56.6	64	06:01:17.5	33	04:08:49.3	46	11:19:03.4	13	5
444	742	IANNAZZO, DANIEL	M	31	AUSTRALIA	01:18:14.8	725	06:01:37.4	514	03:59:14.4	291	11:19:06.6	114	46
445	1094	BEST, SHARON	F	34	CANADA	01:08:38.9	62	06:10:05.7	51	04:00:28.1	35	11:19:12.7	6	23
446	918	ELLIOT, DOUGLAS	M	32	CA	01:24:04.4	834	05:27:59.3	145	04:27:21.0	538	11:19:24.7	115	66
447	1158	ALLMUNG, HERBERT	M	36	WEST GERMANY	01:28:22.8	890	05:47:04.9	349	04:04:01.6	339	11:19:29.1	56	80
448	1175	BUJK, OLE	M	21	WEST GERMANY	01:11:19.5	525	06:18:43.8	679	03:50:04.5	207	11:20:07.8	66	81
449	1394	BAKER, MIKE	M	35	TX	00:58:59.8	128	05:43:31.4	306	04:37:39.3	607	11:20:10.5	57	6
450	814	HAMMOND, SCOTT	M	34	AR	01:11:12.3	520	05:37:20.0	238	04:31:39.2	570	11:20:11.5	116	1
451	198	UZUKI, KOKI	M	29	JAPAN	01:08:43.5	408	06:11:52.6	634	03:59:40.1	300	11:20:16.2	127	28
452	856	GERBEX, PIERRE	M	40	SWITZERLAND	01:00:16.7	161	05:36:34.9	229	04:43:29.2	645	11:20:20.8	21	13
453	1435	MAHAN, TY	M	23	TX	01:06:12.3	349	06:06:45.1	574	04:07:24.2	369	11:20:21.6	67	7
454	772	HIROTA, SHINGO	M	38	JAPAN	01:22:05.8	796	05:55:09.6	440	04:03:12.0	330	11:20:27.4	58	29
455	919	ELGERSMA, ERIK	M	31	HOLLAND	01:01:56.0	228	05:49:05.6	376	04:29:38.9	560	11:20:40.5	117	2
456	1053	BUHLER, HARALD	M	41	FRANCE	01:32:47.4	931	05:58:18.3	479	03:49:43.9	205	11:20:49.6	22	8
457	112	YATES, RALPH	M	42	OR	01:07:11.3	367	05:55:13.0	442	04:18:30.3	461	11:20:54.8	23	5
458	922	EDWARDS, KEVIN	M	33	CO	01:12:33.7	564	05:48:33.1	370	04:20:01.0	473	11:21:07.8	118	14
459	250	TAKAYAMA, NOBUYUKI	M	43	JAPAN	01:20:53.3	775	06:06:45.5	575	03:53:34.8	236	11:21:13.6	24	30
460	774	HIRANO, YOSHITAKA	M	30	JAPAN	01:09:31.0	456	05:52:17.7	411	04:19:31.0	470	11:21:19.7	119	31
461	553	MENTHA, ROGER	M	27	AUSTRALIA	01:03:39.9	288	06:05:08.6	556	04:12:37.9	410	11:21:26.4	128	47
462	144	WILSON, BRUCE	M	45	CO	01:12:39.1	569	06:15:41.5	658	03:53:13.6	233	11:21:34.2	9	15
463	251	TAKASHIO, JUNICHI	M	32	JAPAN	01:20:29.7	768	06:00:08.7	498	04:01:01.4	310	11:21:39.8	120	32
464	578	MATSUMOTO, SHIGERU	M	28	JAPAN	01:12:28.1	558	06:10:34.9	616	03:58:45.2	285	11:21:48.2	129	33
465	214	TROTTIER, ED	M	47	MD	01:16:31.8	682	05:55:49.9	448	04:09:34.4	389	11:21:56.1	10	2
466	923	EDDINGER, PETER	M	32	WEST GERMANY	01:19:05.7	744	06:19:41.4	689	03:43:23.2	149	11:22:10.3	121	82
467	768	HIYAMA, KATSUYUKI	M	36	JAPAN	01:13:15.9	604	05:57:54.7	471	04:11:18.8	400	11:22:30.4	59	34
468	732	ISHINO, MIKIRO	M	42	JAPAN	01:09:54.2	476	05:48:08.9	363	04:24:43.8	515	11:22:46.9	25	35
469	1200	MICHL, MATTHIAS	M	21	WEST GERMANY	01:10:14.9	490	06:15:27.9	657	03:57:04.7	273	11:22:47.5	68	83
470	142	WINKLER, GOTTHARD	M	46	WEST GERMANY	01:22:41.0	807	06:19:40.4	688	03:40:35.0	127	11:22:56.4	11	84
471	730	IWAI, KOUICHI	M	36	JAPAN	01:17:40.5	706	06:06:21.7	567	03:59:17.7	292	11:23:19.9	60	36
472	1204	PALMER, ANDY	M	18	CA	01:08:42.6	406	05:20:31.8	97	04:54:07.4	709	11:23:21.8	69	6
473	467	PETERSON, JON	M	41	WA	01:00:52.3	186	05:46:11.6	340	04:36:27.1	599	11:23:31.0	26	7
474	599	MAGER, ERIC	M	32	BELGIUM	01:08:49.1	411	06:06:43.3	572	04:08:01.4	378	11:23:33.8	122	3
475	838	GREEN, JASON	M	23	NEW ZEALAND	01:01:44.8	215	05:32:17.4	190	04:49:43.3	684	11:23:45.5	70	20
476	1220	GRIFFIN, TROY	M	26	NEW ZEALAND	01:11:35.3	533	06:08:35.7	599	04:03:51.9	338	11:24:02.9	130	21

Place	Race#	Name	Sex	Age	State/Country	Swim Split	Plc	Bike Split	Plc	Run Split	Plc	Total	Age Plc	SV/Cnty
477	204	UEDA, MINORU	M	22	JAPAN	01:32:55.1	933	05:58:10.8	476	03:53:13.0	232	11:24:18.7	71	37
478	1211	UMLAND, CARSTEN	M	23	WEST GERMANY	01:13:09.7	597	05:58:41.6	485	04:12:38.1	411	11:24:29.4	72	85
479	1329	OYLER, PETER	M	20	CANADA	01:10:00.5	483	05:45:08.7	324	04:29:27.5	557	11:24:36.7	73	24
480	1456	SIMON, GINA	F	27	CA	01:09:55.6	77	06:13:16.8	61	04:01:37.4	38	11:24:49.8	14	67
481	54	GEISSINGER, DAGMAR	F	33	WEST GERMANY	01:03:22.3	45	06:12:02.9	54	04:09:37.2	47	11:25:02.4	7	86
482	1253	MC GRATH, GENTRY	M	21	WA	01:00:10.2	156	05:28:33.7	149	04:56:25.0	732	11:25:08.9	74	8
483	644	LANGE, BERND	M	37	WEST GERMANY	01:14:38.1	637	05:56:51.5	461	04:13:54.5	424	11:25:24.1	61	87
484	403	ROSENTHAL, KEVIN	M	24	CA	01:01:54.7	227	05:59:58.7	497	04:23:36.0	509	11:25:29.4	75	68
485	501	OBENDORFER, ERNST-LUDWI	M	30	WEST GERMANY	01:14:24.6	634	06:03:14.4	530	04:07:58.8	376	11:25:37.8	123	88
486	806	HARPIN, RON	M	31	NV	01:07:38.9	377	05:51:32.8	403	04:26:49.8	532	11:26:01.5	124	2
487	1445	PRIOR, MALLAM	M	31	ID	01:07:24.9	369	05:38:57.9	254	04:39:51.2	625	11:26:14.0	125	2
488	268	SUCHANEH, CHRISTIAN	M	36	WEST GERMANY	01:09:10.3								

Place	Race#	Name	Sex	Age	State/Country	Swim Split	Plc	Bike Split	Plc	Run Split	Plc	Total	Age Plc	SV/Cnty
546	462	PIERCY, ROBERT	M	38	CA	01:09:07.3	431	05:56:14.8	452	04:31:48.3	571	11:37:10.4	72	81
547	1392	ALLEN, JOSH	M	21	MO	01:07:26.3	370	05:59:00.2	489	04:30:56.9	568	11:37:23.4	81	4
548	904	FAULCONER, GAIL	F	25	AZ	01:12:37.0	86	05:54:56.7	28	04:29:50.3	79	11:37:24.0	15	3
549	1080	BONELLI, MARCO	M	31	NY	01:11:26.0	528	05:48:00.1	360	04:38:14.3	614	11:37:40.4	143	4
550	783	HENSCH, THOMAS	M	35	WEST GERMANY	01:22:07.2	797	05:49:30.7	382	04:26:04.3	527	11:37:42.2	73	99
551	437	RAILEY, JIMMY	M	29	MD	01:08:51.5	415	05:52:45.8	417	04:36:12.2	596	11:37:49.5	144	3
552	303	SOSZYN, BELINDA	F	36	AUSTRALIA	00:59:43.3	21	06:37:40.2	110	04:00:27.7	34	11:37:51.2	5	49
553	1466	WIGNALL, DAVID	M	43	NV	01:09:52.8	474	05:56:38.1	459	04:31:55.2	573	11:38:26.1	34	4
554	185	VIERBAUM, DR., RAINER	M	37	WEST GERMANY	01:13:57.2	623	06:12:18.1	637	04:12:15.2	406	11:38:30.5	74	100
555	926	EASTLUND, LON	M	41	HI	01:35:25.1	957	06:08:26.2	595	03:54:48.3	248	11:38:39.6	35	13
556	184	VIEFULA, ISA	F	22	FINLAND	01:15:29.2	111	06:29:29.3	90	03:53:43.9	25	11:38:42.4	4	10
557	1400	BOGGS, LEE	M	39	TN	01:10:09.9	489	06:09:49.4	606	04:18:52.6	465	11:38:51.9	75	1
558	264	SUGANO, TAKAMASA	M	35	JAPAN	01:21:14.1	780	06:01:59.7	516	04:15:47.0	441	11:39:00.8	76	46
559	817	HAHN, ERICH	M	50	WEST GERMANY	01:32:51.3	932	06:14:30.4	654	03:51:42.9	219	11:39:04.6	3	101
560	202	UHLEMAYR, MAX	M	27	WEST GERMANY	01:12:17.4	562	06:08:45.8	802	04:18:06.5	457	11:39:09.7	145	102
561	367	SCHIERECK, ARNE	M	24	WEST GERMANY	01:08:07.3	391	05:36:14.3	225	04:55:00.4	717	11:39:22.0	82	103
562	84	CURTIS, MARK	M	30	CA	00:59:38.9	140	05:17:11.3	75	05:22:42.6	841	11:39:32.8	144	82
563	1284	CURTIS, LAURA	F	26	CA	01:03:32.1	46	06:04:54.8	43	04:31:06.4	82	11:39:33.3	16	83
564	625	LILLIES, VERN	M	43	CANADA	01:19:51.8	760	06:06:50.2	577	04:12:52.5	413	11:39:34.5	36	28
565	804	HARRINGTON, RICK	M	45	MI	01:09:16.0	439	06:34:43.1	787	03:55:36.4	256	11:39:35.5	14	3
566	1296	GERRITS, PHILIP	M	34	CANADA	01:17:28.5	698	05:58:45.0	486	04:23:23.0	506	11:39:36.5	145	29
567	1440	MORTENSEN, DAVID	M	24	NE	01:02:00.7	234	05:22:49.4	111	05:14:56.0	819	11:39:46.1	83	2
568	183	VOGT, HANSPETER	M	30	SWITZERLAND	01:00:10.2	155	05:52:05.0	409	04:47:44.1	670	11:39:59.3	146	15
569	1064	BRITT, MICHAEL	M	39	WA	01:09:23.3	447	05:45:16.2	327	04:45:33.0	659	11:40:12.5	77	11
570	1210	THOMAS, WIN	M	41	VT	01:19:00.4	739	05:57:51.4	470	04:23:23.0	505	11:40:14.8	37	3
571	789	HEISDORFFER, TRISH	F	26	VA	01:02:06.4	35	06:01:19.1	34	04:36:55.1	92	11:40:20.6	17	2
572	747	HUEBSCHEN, JOCHEN	M	43	WEST GERMANY	01:19:07.5	746	06:17:51.5	672	04:03:28.9	334	11:40:27.9	38	104
573	881	FREASE, DEAN	M	27	CO	01:07:46.4	381	05:56:38.1	458	04:36:19.2	598	11:40:43.7	146	16
574	595	MALONE, MARK	M	51	CO	01:10:55.1	511	06:00:42.8	502	04:29:12.6	556	11:40:50.5	4	17
575	292	STEINMAN, KEN	M	26	AUSTRALIA	00:58:47.2	122	05:27:19.2	139	05:14:45.3	817	11:40:51.7	147	50
576	822	HAAS, KLAUS	M	22	WEST GERMANY	01:10:08.3	488	05:58:49.4	487	04:31:57.3	574	11:40:55.0	84	105
577	927	EASTLAND, DAVID	M	41	CA	01:15:30.6	654	05:52:51.4	418	04:32:34.3	579	11:40:56.3	39	84
578	1162	ALEXANDER, LAUREN	F	27	CA	01:03:20.2	44	05:53:47.9	27	04:43:49.1	109	11:40:57.2	18	85
579	1024	CARNEY, THOMAS	M	25	CA	00:56:48.3	75	05:34:27.0	210	05:09:43.1	797	11:40:58.4	148	86

Place	Race#	Name	Sex	Age	State/Country	Swim Split	Plc	Bike Split	Plc	Run Split	Plc	Total	Age Plc	SV/Cnty
580	1090	BILSLAND, GAYLE	F	40	OR	01:10:52.4	80	06:00:11.3	32	04:30:13.8	81	11:41:17.3	3	6
581	134	WONG, EDWARD	M	42	WA	01:20:34.2	770	06:11:31.4	627	04:09:24.8	386	11:41:30.4	40	12
582	395	RUOFF, EDELTRAUD	F	30	WEST GERMANY	01:27:14.2	178	06:13:19.5	62	04:01:07.7	36	11:41:41.4	9	106
583	601	MADRAZO GOMEZ, GERARDO	M	31	MEXICO	01:19:06.3	745	06:05:57.7	566	04:16:48.8	451	11:41:52.8	147	7
584	1056	BUETTNER, HANS	M	37	WEST GERMANY	01:12:48.9	579	05:58:31.8	482	04:30:54.5	567	11:42:15.2	78	107
585	1354	SUTMOLLER, SARAH	F	20	CANADA	01:17:41.7	124	06:12:34.6	58	04:12:11.8	54	11:42:28.1	5	30
586	239	TEIGER, JULIE	F	36	NJ	01:12:48.8	89	06:18:57.1	69	04:11:09.9	50	11:42:55.8	6	6
587	1015	CHAPLER, TED	M	34	IA	01:14:11.6	628	06:06:33.3	569	04:22:32.2	498	11:43:17.1	148	1
588	442	PUURULA, JAAKKO	M	25	FINLAND	01:07:37.3	375	05:22:43.7	110	05:13:02.8	808	11:43:23.8	149	11
589	1347	SIMBOSKI, KEN	M	37	CO	01:09:55.0	477	06:15:20.8	656	04:18:21.8	460	11:43:37.4	79	18
590	1286	DEMING, DUANE	M	42	WA	01:12:42.2	574	06:11:16.2	622	04:19:40.9	472	11:43:39.3	41	13
591	1178	CARLISLE, GREG	M	34	CO	01:08:50.6	413	05:55:31.6	444	04:39:27.5	623	11:43:49.7	149	19
592	253	TAKAHASHI, MASAHARU	M	24	JAPAN	01:05:09.5	323	06:10:21.9	615	04:28:29.0	547	11:44:00.4	85	47
593	1373	MOSIER, FRANK	M	40	MI	01:27:30.3	875	06:01:25.6	511	04:15:10.7	435	11:44:06.6	42	4
594	1119	BARTON, DAVID	M	28	SC	01:15:34.9	656	05:59:29.7	492	04:29:06.0	553	11:44:10.6	150	2
595	1018	CAVANAGH, JOHN	M	53	AUSTRALIA	01:08:03.0	389	06:22:33.7	704	04:13:48.5	423	11:44:25.2	5	51
596	1281	CODY, BRUCE	M	33	HI	01:00:34.6	175	06:18:32.2	676	04:25:59.6	526	11:45:06.4	150	14
597	1022	CASE, RANDY	M	37	CANADA	01:29:03.8	890	06:39:18.0	814	03:37:01.4	105	11:45:23.2	80	31
598	787	HEMMINGER, TERRY	M	39	OK	01:11:28.6	531	06:11:11.4	621	04:23:03.5	503	11:45:43.5	81	1
599	263	SUING, CHERYL	F	29	CA	01:06:33.8	54	06:22:03.1	74	04:17:08.8	60	11:45:45.7	19	87
600	1111	BEJKE, MICHAEL	M	29	FL	01:05:14.4	329	06:11:44.6	631	04:28:09.1	555	11:46:08.1	151	7
601	336	SHARP, JEFFREY	M	30	AUSTRALIA	01:18:11.9	723	05:47:08.3	351	04:41:09.3	633	11:46:29.5	151	52
602	702	KATAOKA, KOSUKE	M	32	JAPAN	01:21:27.5	784	06:39:13.6	813	03:46:13.4	173	11:46:54.5	152	48
603	669	KONDO, SHINJI	M	21	JAPAN	01:10:39.6	502	06:26:31.7	741	04:10:03.5	395	11:47:14.8	86	49
604	665	KOPFER, RAINER	M	42	WEST GERMANY	01:16:31.1	681	06:16:40.5	665	04:14:39.9	431	11:47:51.5	43	108
605	488	OLSEN, TERRY	M	39	CO	01:27:00.6	868	06:07:18.1	584	04:13:42.4	422	11:48:01.1	82	20
606	1008	CHRISTIANSEN, TERRIE	F	42	CA	01:07:32.9	58	06:27:09.5	80	04:13:28.7	58	11:48:11.1	4	88
607	748	HUBER, DR., WINFRIED	M	30	WEST GERMANY	01:18:49.7	735	05:29:26.5	156	05:00:05.9	747	11:48:22.1	153	109
608	1302	HEALEY, MIKE	M	37	OR	01:11:44.7	537	06:08:34.7	597	04:28:06.0	542	11:48:25.4	83	7
609	1193	KRAWCZYK, JUERGEN	M	32	WEST GERMANY	01:13:58.7	624	06:09:24.7	604	04:25:09.5	520	11:48:32.9	154	110
610	374	SATO, TAKASHI	M	27	JAPAN	01:14:23.0	633	05:51:41.1	406	04:42:33.4	640	11:48:37.5	152	50
611	1288	DOLBEL, STUART	M	43	CANADA	01:24:26.1	843	06:07:01.1	579	04:17:31.7	453	11:48:58.9	44	32
612	225	THORPE, KEITH	M	36	NEW ZEALAND	01:08:08.7	392	05:56:21.1	454	04:44:32.3	650	11:49:02.1	84	24
613	767	HOBBS, GWEN	F	36	HI	01:22:00.4	144	06:07:32.2	47	04:19:32.4	63	11:49:05.0	7	15
614	755	HOOPER, LINDSAY	M	46	AUSTRALIA	01:22:28.9	804	06:01:22.7	508	04:25:17.7	522	11:49:09.3	15	53
615	1459	THOMAS, NANCY	F	30	CA	01:19:11.3	133	06:11:05.0	53	04:18:57.1	62	11:49:13.4	10	89
616	1446	PORTER, DOUG	M	34	UT	01:07:36.2	372	05:51:34.5	404	04:50:03.9	685	11:49:14.6	155	1
617	877	FREITAS, SERGIO	M	26	HI	01:00:25.9	170	06:07:27.0	585	04:41:36.5	635	11:49:29.4	153	7
618	1134	BAECHLI, ULRICH	M	40	SWITZERLAND	01:26:53.4	864	05:45:25.7	330	04:37:41.3	609	11:50:00.4	45	16
619	642	LANGER, JUERGEN	M	36	WEST GERMANY	01:08:50.0	412	05:37:42.2	241	05:03:31.4	764	11:50:03.6	85	111
620	1079	BONNETT, JENNY	F	40	AUSTRALIA	01:13:25.7	99	06:12:51.0	60	04:24:17.2	71	11:50:33.9	5	54
621	728	IZUMI, TAIYASU	M	33	JAPAN	01:10:27.7	494	06:43:32.0	835	03:56:54.2	269	11:50:53.9	156	51
622	1110	BEILSTEIN, RON	M	41	OR	01:23:44.4	829	06:00:14.6	500	04:27:05.7	534	11:51:04.7	46	8
623	911	ESTES, ROB	M	46	CA	01:11:14.1	522	05:50:53.3	394	04:48:59.3	682	11:51:06.7	16	90
624	1460	TROTMAN, FRANK	M	28	CA	01:11:02.7	516	05:45:53.2	337	04:54:43.7	716	11:51:39.6	154	91
625	351	SCHWINGHAMMER, FRANZ	M	54	WEST GERMANY	01:21:22.2	783	06:25:35.8	730	04:05:13.7	351	11:52:11.7	6	112
626	439	RADLOFF, WALTER	M	45	CA	01:14:22.1	632	06:12:23.5	638	04:25:29.7	524			



Place	Race#	Name	Sex	Age	State/Country	Swim Split	Plc	Bike Split	Plc	Run Split	Plc	Total	Age Plc	Su/Cnty
649	737	INGRAM, JOHN	M	28	HI	01:05:38.2	340	06:18:58.1	680	04:32:20.8	578	11:56:57.1	159	16
650	1244	CUMMIS, GARY	M	39	MI	01:10:49.2	508	06:25:57.1	735	04:20:12.5	477	11:56:58.8	92	5
651	1068	BRAUN, FRITZ	M	47	EAST GERMANY	01:33:00.2	936	05:53:24.1	424	04:30:43.9	564	11:57:08.2	19	2
652	762	HOFMANN, DIETER	M	50	WEST GERMANY	01:20:53.9	776	06:22:08.4	701	04:14:07.1	425	11:57:09.4	10	116
653	833	GREENIA, PAUL	M	41	HI	01:17:52.7	716	06:05:57.5	565	04:33:26.7	581	11:57:16.9	48	17
654	851	GIX, SCOTT	M	20	WA	00:57:48.5	97	05:34:49.7	213	05:24:48.5	847	11:57:26.7	87	14
655	195	VAN NIEUWKERK, ROGER	M	23	CANADA	01:00:44.3	180	06:02:47.1	524	04:54:05.8	708	11:57:37.2	88	33
656	883	FRANK, ROLF	M	30	WEST GERMANY	01:12:44.3	575	06:04:10.1	542	04:40:48.8	631	11:57:43.2	160	117
657	782	HERDT, ROBERT	M	34	WEST GERMANY	01:23:54.3	831	06:27:59.2	752	04:06:18.0	359	11:58:09.5	181	118
658	712	KAGAWA, YOSHITAMI	M	40	JAPAN	01:23:27.1	821	06:39:44.3	817	03:55:09.6	251	11:58:21.0	49	57
659	226	THONIS, TIM	M	31	CA	01:03:11.4	272	06:03:42.0	536	04:51:57.1	698	11:58:50.5	162	97
660	993	COONS, WILLIAM	M	36	CANADA	01:13:10.8	599	05:48:33.3	371	04:57:16.5	738	11:59:00.6	93	34
661	1292	FINDLEY, ALEX	M	35	ENGLAND	01:17:26.3	696	06:42:32.3	829	03:59:05.4	288	11:59:04.0	94	6
662	663	KORNMESSER, MARC	M	27	CA	01:09:17.5	440	06:34:31.9	785	04:15:53.9	442	11:59:43.3	160	6
663	405	ROONEY, JULIE	F	37	NEW ZEALAND	01:13:04.4	92	06:24:53.7	79	04:21:51.3	64	11:59:49.4	8	26
664	815	HAMMERMEISTER, JON	M	29	CA	01:24:20.1	840	06:22:29.3	703	04:13:03.9	415	11:59:53.3	161	98
665	209	TUBB, BERNIE	M	37	AUSTRALIA	01:07:57.0	385	06:30:09.8	764	04:22:37.9	500	12:00:44.7	95	55
666	895	FIELD, KATHARINE	F	24	AUSTRALIA	01:09:12.8	68	06:29:03.8	87	04:22:28.6	65	12:00:45.2	6	56
667	1092	BILBAO, DINA	F	29	SPAIN	01:09:09.3	67	06:27:34.7	82	04:24:11.4	70	12:00:55.4	23	2
668	176	WALDEN, UDO	M	34	WEST GERMANY	01:15:03.9	640	06:18:17.3	674	04:27:52.3	540	12:01:13.5	163	119
669	218	TOUSAKA, YOSIHARU	M	40	JAPAN	01:13:11.2	600	06:19:09.5	682	04:28:56.5	551	12:01:17.2	50	58
670	1106	BELLING, GORDON	M	42	AUSTRALIA	01:12:38.3	568	06:10:42.4	618	04:38:29.2	616	12:01:49.9	51	57
671	1367	SCHMITZ, HOLGER	M	25	WEST GERMANY	01:09:08.1	432	05:42:05.4	293	05:10:45.0	801	12:01:58.5	162	120
672	102	ZIPPERER, ROBERT	M	27	WA	01:09:21.1	443	05:51:21.4	400	05:01:17.9	750	12:02:00.4	163	15
673	1197	MAYR, HARRY	M	27	SWITZERLAND	01:03:07.1	270	06:02:03.5	517	04:57:10.9	738	12:02:21.5	164	17
674	1151	AOKI, TOSHIKAZU	M	44	JAPAN	01:07:54.3	383	06:36:21.0	797	04:18:40.1	462	12:02:55.4	52	59
675	1179	CHILDS, ERIC	M	36	CA	01:08:09.6	393	06:17:06.0	669	04:37:40.8	608	12:02:56.4	96	99
676	629	LEORNA, SHERI	F	27	CA	00:58:34.2	18	06:52:52.3	127	04:11:48.9	53	12:03:15.4	24	100
677	291	STEMANN, DIETER	M	52	WEST GERMANY	01:34:10.0	943	06:13:02.0	645	04:16:40.3	449	12:03:52.3	11	121
678	531	MORISHIMA, KEI	F	22	JAPAN	01:26:04.8	171	06:34:41.3	104	04:03:11.7	40	12:03:57.8	7	60
679	660	KOSHIO, KEINOSUKE	M	48	JAPAN	01:06:58.0	365	06:05:07.8	555	04:52:03.5	699	12:04:09.3	97	61
680	706	KANE, DON	M	39	VA	01:02:50.5	263	06:04:04.4	547	04:56:41.0	734	12:04:11.9	20	3
681	282	STEWART, HAL	M	28	ME	01:15:20.8	649	06:03:44.5	537	04:45:17.7	657	12:04:23.0	165	1
682	1205	RICHTER, ANDREAS	M	29	WEST GERMANY	01:18:23.3	727	06:19:31.5	686	04:26:29.4	531	12:04:24.2	166	122
683	1117	BAUMGARTE, STEPHEN	M	42	OR	01:13:45.4	616	05:55:36.5	445	04:55:18.8	722	12:04:40.7	53	9
684	1422	HENRICKSON, STEVE	M	42	CA	01:04:55.3	312	05:36:52.6	233	05:22:55.6	843	12:04:43.5	54	101
685	1276	BRADEN, JIM	M	55	TX	01:29:36.1	898	06:19:35.9	687	04:15:34.3	438	12:04:46.3	1	9
686	974	CURTIUS, WALTER	M	43	WEST GERMANY	01:44:03.4	992	06:06:36.8	570	04:15:01.5	433	12:05:41.7	55	123
687	249	TAKEMURA, KENTAROU	M	41	JAPAN	01:36:12.6	966	06:42:14.3	828	03:47:28.6	179	12:05:55.5	56	62
688	1406	OKAN, FRANCE	M	59	WA	01:24:02.6	832	06:10:01.7	610	04:32:04.1	575	12:06:08.4	2	16
689	720	JOHNSON, JEFF	M	35	KS	01:08:04.3	390	06:02:28.3	521	04:55:40.5	726	12:06:13.1	98	2
690	741	IBA, YUTAKA	M	40	JAPAN	01:13:05.4	592	06:25:18.6	728	04:28:06.3	543	12:06:30.3	57	63
691	208	TUOMISTO, KARI	F	28	AZ	01:27:52.3	181	06:28:12.0	84	04:10:48.8	48	12:06:53.1	25	5
692	1305	HOEFELMAIER, GREGOR	M	26	WEST GERMANY	01:19:10.1	748	06:22:37.5	705	04:25:09.3	519	12:06:56.9	167	124
693	1266	THORNBERG, SHERRY	F	30	CA	01:15:25.8	110	06:16:42.9	68	04:34:57.4	88	12:07:06.1	11	102
694	371	SCHABER, PAUL	M	38	WEST GERMANY	01:21:56.5	793	06:00:10.9	499	04:45:02.6	655	12:07:10.0	99	125
695	1393	GRAHAM, DOROTHY	F	30	VT	01:17:31.8	121	06:33:59.2	101	04:15:43.3	59	12:07:14.3	12	4
696	1414	FIDELMAN, TAMAR	F	24	NV	01:11:54.4	82	06:20:16.7	72	04:35:04.1	89	12:07:15.2	8	5
697	258	SUZUKI, SUSUMU	M	39	JAPAN	01:28:48.2	884	06:16:14.6	662	04:22:18.0	494	12:07:20.8	100	64
698	222	TOMITA, TOSHIHISA	M	31	JAPAN	01:35:14.1	953	06:23:24.4	717	04:08:56.9	383	12:07:35.4	164	65
699	1442	MURCHISON, LEE	M	34	TX	01:09:38.8	461	06:10:00.3	609	04:47:59.9	673	12:07:39.0	165	10
700	479	PATTIE, IAN	M	34	TX	01:07:44.6	380	06:01:51.2	515	04:58:03.9	741	12:07:39.7	166	11
701	837	GREEN, KAREN	F	30	WA	01:29:27.6	184	06:08:20.8	48	04:30:05.6	80	12:07:54.0	13	17
702	107	YOSHIDA, AKITSUGU	M	30	JAPAN	01:24:21.3	841	06:04:07.4	540	04:39:44.2	624	12:08:12.9	167	66
703	836	GREEN, KEN	M	36	HI	01:09:26.3	452	06:37:23.6	804	04:21:42.5	489	12:08:32.4	101	18
704	626	LILLIES, DENICE	F	40	CANADA	01:13:19.4	97	06:14:32.4	66	04:40:42.5	97	12:08:34.3	6	35
705	457	PLOTECIA, RAY	M	44	MD	01:11:04.8	517	06:26:52.7	744	04:30:48.6	565	12:08:46.1	58	4
706	1455	SEARCY, LISA	F	30	CA	00:58:53.5	19	06:46:31.2	118	04:23:37.6	67	12:09:02.3	14	103
707	1335	HELMER, MICHAEL	M	32	CANADA	01:01:42.2	213	06:10:15.3	614	04:57:14.8	737	12:09:12.3	168	36
708	734	ISHERWOOD, KIM	F	32	HONG KONG	01:12:34.4	85	06:14:23.6	65	04:42:35.2	103	12:09:33.2	15	1
709	52	HUNT, RUTH	F	34	HONG KONG	01:00:02.5	23	06:26:52.1	79	04:42:39.1	104	12:09:33.7	16	2
710	1290	DUNSMORE, GERRY	M	31	CANADA	01:13:16.7	805	06:12:57.8	644	04:43:22.3	643	12:09:36.8	169	37
711	610	LUND, TIARE	F	45	NEW ZEALAND	01:16:15.1	118	06:29:39.9	91	04:23:52.6	68	12:09:47.6	1	27
712	321	SIGLEY, GUY	M	33	TX	01:13:39.6	614	05:40:08.6	268	05:16:00.9	823	12:09:49.1	170	12
713	386	SAGESSE, ROGER	M	23	SWITZERLAND	01:10:43.5	504	06:01:37.4	513	04:57:45.4	739	12:10:06.3	89	18
714	1317	LEE, JERRY	M	41	WA	01:24:52.0	852	06:31:53.6	772	04:13:27.5	420	12:10:13.1	59	18
715	693	KHACHADOURIAN, ARMEN	M	39	CA	01:18:07.3	722	06:24:46.6	725	04:27:20.7	537	12:10:13.6	102	1
716	483	PAPE, GUNTER	M	38	WEST GERMANY	01:25:12.1	855	05:58:18.5	480	04:46:54.4	665	12:10:25.0	103	126
717	493	OKABE, MASAOKI	M	38	JAPAN	01:17:38.7	704	06:29:39.6	761	04:23:21.0	504	12:10:39.3	104	67

Place	Race#	Name	Sex	Age	State/Country	Swim Split	Plc	Bike Split	Plc	Run Split	Plc	Total	Age Plc	Su/Cnty
718	1358	VAN DEN BOSCH, BEN	M	32	CANADA	01:04:07.7	302	05:52:40.0	416	05:14:21.0	812	12:11:08.7	171	38
719	295	STANTON, JOHN	M	41	CANADA	01:29:24.5	895	06:20:49.6	693	04:21:14.6	484	12:11:28.7	60	39
720	617	LOOMIS, GIL	M	40	CO	01:13:14.8	603	06:19:00.6	681	04:39:15.8	621	12:11:31.2	61	22
721	212	TSUBOI, HARUHITO	M	41	JAPAN	01:08:55.4	418	06:39:01.3	811	04:23:41.7	510	12:11:38.4	62	68
722	571	MC COY, PENNY	F	40	CA	01:13:05.2	93	06:32:19.1	95	04:26:49.9	74	12:12:14.2	7	104
723	686	KIRCHMANN, STEVE	M	39	CA	01:19:31.1	756	06:13:45.2	648	04:39:10.8	619	12:12:27.1	105	105
724	967	DE MARTIN, ALDO	M	43	SWITZERLAND	01:29:34.3	897	06:14:18.3	650	04:28:35.1	549	12:12:27.7	63	19
725	831	GRIFFITH, LYNN	M	46	OR	01:26:27.0	859	06:08:13.7	594	04:37:48.1	611	12:12:28.8	21	10
726	1355	SWIFT, TOM	M	36	CANADA	01:31:16.2	920	06:18:13.9	661	04:25:02.5	518	12:12:31.6	106	40
727	1214	WAID, MARTIN	M	31	WEST GERMANY	01:12:13.6	548	06:05:42.2	562	04:55:00.9	718	12:12:56.7	172	127
728	1385	HANSEN, LARRY	M	45	CANADA	01:09:07.2	430	06:16:12.7	660	04:48:10.1	675	12:13:30.0	22	41
729	920	ELBOURN, PETER	M	45	NEW ZEALAND	01:17:34.5	702	06:16:41.4	66					

Place	Race#	Name	Sex	Age	State/Country	Swim Split	Plc	Bike Split	Plc	Run Split	Plc	Total	Age Plc	St/Cnty
787	867	FURUKAWA, EKIZO	M	39	JAPAN	01:19:59.6	761	06:24:08.8	722	04:44:33.9	651	12:28:42.3	120	76
788	1352	STEVE, JOEL	M	28	FRANCE	01:13:56.9	622	05:57:00.9	463	05:17:49.9	830	12:28:47.7	176	10
789	1384	BOLDRA, JIM	M	36	WI	01:15:32.1	655	06:07:42.4	588	05:05:55.9	778	12:29:10.4	121	4
790	1303	HENCKEL, BEREND	M	29	CANADA	01:15:12.0	645	06:12:04.6	636	05:01:57.4	754	12:29:14.0	177	45
791	632	LEE, BENJAMIN	M	38	CA	01:22:26.9	803	05:41:29.3	289	05:25:28.7	848	12:29:24.9	122	113
792	960	DEUFEL, BERNHARD	M	35	WEST GERMANY	01:32:40.0	928	05:59:06.1	490	04:57:48.1	740	12:29:34.2	123	137
793	496	OHTSUKA, KENICHI	M	35	JAPAN	01:12:57.4	585	06:08:33.4	596	05:08:10.2	789	12:29:41.0	124	77
794	411	ROBINSON, DICK	M	60	CA	01:28:43.9	882	06:27:38.7	748	04:33:38.0	582	12:30:00.6	2	114
795	348	SCOTT, SUE	F	32	CANADA	01:15:56.0	114	06:47:08.3	119	04:26:56.8	75	12:30:01.1	19	46
796	364	SCHINDLER, SUSANNE	F	25	WEST GERMANY	01:22:27.9	151	06:33:13.4	97	04:34:46.1	86	12:30:27.4	28	138
797	944	DORN, FRIEDRICH	M	50	WEST GERMANY	01:30:08.2	903	06:56:23.3	888	04:04:19.5	340	12:30:51.0	14	139
798	140	WINTER, JIM	M	26	CANADA	00:58:43.5	121	05:48:24.2	365	05:44:15.4	897	12:31:23.1	178	47
799	994	COOKE, MILLIE	F	33	HI	01:08:32.9	60	06:35:40.2	107	04:47:11.5	114	12:31:24.6	20	22
800	807	HARLAN, DAN	M	41	MO	01:17:43.7	708	06:33:41.8	780	04:40:07.2	626	12:31:32.7	76	5
801	265	SUGAI, MICHIKAKI	M	33	JAPAN	01:13:22.6	608	06:18:37.7	677	04:59:37.2	744	12:31:37.5	179	78
802	1348	SIMKINS, CURT	M	40	OR	01:03:49.1	294	06:03:15.3	531	05:24:35.3	845	12:31:39.7	77	11
803	977	CUMPSTON, EVAN	M	30	OR	01:12:41.1	573	06:16:56.0	667	05:02:03.0	756	12:31:40.1	180	12
804	1250	LEFFLER, JIM	M	44	IN	01:16:01.6	685	06:21:35.9	700	04:54:39.1	715	12:32:16.6	78	7
805	796	HAUBENREISER, JOAN	F	37	NC	01:09:45.0	74	06:36:07.2	109	04:46:43.6	113	12:32:35.8	10	1
806	139	WIRZ, BEAT	M	33	CA	01:05:17.3	332	06:32:32.7	775	04:55:07.3	720	12:32:57.3	181	21
807	1368	DURKEE, TANYA ANNE	F	23	OR	01:04:25.0	48	06:19:48.4	71	05:08:48.9	149	12:33:02.3	10	13
808	1089	BINDER, PAUL	M	36	IL	01:10:19.5	492	06:10:44.1	619	05:11:59.3	806	12:33:02.9	125	9
809	649	KUROKAWA, MASATO	M	39	JAPAN	01:32:43.7	930	06:44:26.8	838	04:16:01.6	445	12:33:12.1	126	79
810	525	MUIR, JOCELYN	F	24	CANADA	01:05:17.6	51	06:45:55.8	117	04:42:16.9	102	12:33:30.3	11	48
811	1319	MARSHALL, WILLIAM	M	50	CA	01:24:16.1	836	06:34:38.9	786	04:34:35.8	587	12:33:30.8	15	115
812	1009	CHIHARA, TAKUZUI	M	35	JAPAN	01:34:54.2	945	06:54:00.9	882	04:04:46.8	346	12:33:41.9	127	80
813	710	KALE, DAVE	M	43	NEW ZEALAND	01:19:12.9	749	06:43:10.1	833	04:31:49.5	572	12:34:12.5	79	33
814	1232	SVENSSON, SHARON	F	40	CA	01:19:18.2	135	06:29:09.1	88	04:46:10.1	112	12:34:37.4	10	116
815	1037	CALIFF, GLORIA	F	37	OR	01:17:36.0	123	06:52:11.0	123	04:24:52.3	73	12:34:39.3	11	14
816	638	LAY, GUY	M	39	HI	01:28:26.9	881	06:14:27.7	652	04:51:54.2	697	12:34:48.8	128	23
817	149	WIEDEMANN, ANDREAS	M	37	WEST GERMANY	01:29:06.3	891	06:28:06.5	754	04:37:37.5	606	12:34:50.3	129	140
818	514	NEUMANN, NORBERT	M	39	WEST GERMANY	01:13:07.0	594	06:10:50.0	620	05:10:53.7	802	12:34:50.7	130	141
819	1104	BELSHIN, MATTHEW	M	30	CA	00:58:22.0	109	07:02:15.4	910	04:34:15.8	585	12:34:52.2	182	117
820	1301	HAWKE, BILL	M	34	CANADA	01:27:14.3	873	06:22:44.1	706	04:45:35.7	660	12:35:34.1	183	49
821	781	HERMSEN, LEAANN	F	32	FL	01:09:28.5	70	06:24:08.1	77	05:02:11.0	137	12:35:47.6	21	10
822	206	TUSSING, WERNER	M	34	WEST GERMANY	01:32:02.7	924	06:41:52.3	824	04:22:07.9	492	12:36:02.9	184	142
823	235	TETZLAFF, JOHN	M	37	OH	01:07:46.6	382	06:41:32.2	823	04:47:24.7	666	12:36:43.5	131	9
824	1469	ACHELIS, TRACY	F	36	CA	01:10:45.3	79	06:42:55.6	116	04:43:20.1	108	12:37:01.0	12	118
825	1273	BALLARD, JACK	M	37	WA	01:12:48.1	578	06:08:09.1	592	05:16:11.3	824	12:37:08.5	132	21
826	337	SHAFFER, SUSAN	F	39	AZ	01:19:21.0	136	06:08:51.3	49	05:08:56.6	150	12:37:08.9	13	6
827	654	KUBOTA, YASUO	M	47	JAPAN	01:24:32.0	847	06:28:40.2	756	04:44:18.5	649	12:37:30.7	29	81
828	389	SAAD, MALCOM	M	38	AUSTRALIA	01:10:29.8	495	05:53:30.3	425	05:33:37.0	875	12:37:37.1	133	60
829	117	YAMANA, MASAKAZU	M	30	JAPAN	01:13:55.4	621	06:32:14.2	774	04:51:37.2	696	12:37:46.8	185	82
830	846	GONZALEZ MAGANA, ROGERIO	M	38	MEXICO	01:16:31.0	680	06:52:49.8	877	04:28:35.9	550	12:37:56.7	134	9
831	1137	AZPIROZ HECTOR, COUTURIER	M	36	MEXICO	01:26:54.8	866	06:33:25.5	778	04:37:36.8	605	12:37:57.1	135	10
832	1359	VERGONA, CHRIS	F	24	OR	01:06:20.6	52	06:28:50.8	86	05:02:57.5	138	12:38:08.7	12	15
833	1360	VERGONA, JOEL	M	26	OR	01:13:03.7	590	05:57:02.8	464	05:28:02.7	856	12:38:09.2	179	61
834	844	GOODMAN, JAMES	M	39	HI	01:13:43.9	615	06:20:30.1	691	05:04:01.2	768	12:38:15.2	136	24
835	719	JOHNSON, PATRICIA	F	40	WA	01:26:52.1	175	06:16:13.9	67	04:55:56.4	124	12:39:02.4	11	22
836	1389	THOMAS, TIM	M	27	CA	00:56:36.2	67	06:25:44.1	732	05:16:47.8	827	12:39:08.1	180	119
837	955	DIEBEN, PAULA	F	37	CA	01:25:19.5	167	06:33:56.9	100	04:40:05.1	96	12:39:21.5	14	120
838	266	SUELTEMEIER, ULF	M	23	WEST GERMANY	01:05:23.9	335	06:07:02.3	580	05:27:05.9	851	12:39:32.1	92	143
839	698	KEISER, MICHAEL	M	46	OH	01:09:11.8	435	06:45:44.7	840	04:44:49.0	653	12:39:45.5	30	10
840	667	KONIG, GUNDI	F	45	AUSTRIA	01:27:41.2	180	07:22:47.0	170	03:49:57.5	21	12:40:25.7	2	6
841	878	FREITAS, NORTON	M	28	BRAZIL	01:12:26.6	556	06:26:17.7	737	05:01:44.7	752	12:40:29.0	181	8
842	1420	HASKELL, PAMELA	F	32	CA	01:09:56.2	78	06:12:09.0	55	05:18:46.1	166	12:40:51.3	22	121
843	242	TASSEL, JULIE	F	34	TX	01:09:50.3	75	06:34:36.1	103	04:56:30.6	125	12:40:57.0	23	13
844	1254	MC MAHON, MICHAEL	M	27	HI	00:57:00.6	80	05:47:23.8	353	05:56:46.4	925	12:41:10.8	182	25
845	780	HERZOG, HANS JOERG	M	42	WEST GERMANY	01:02:23.5	251	05:58:33.0	483	05:40:14.9	889	12:41:11.4	80	144
846	1194	MAIER, ALFONS	M	30	WEST GERMANY	01:04:26.6	305	05:41:22.8	288	05:55:22.7	920	12:41:12.1	186	145
847	215	TRONE, DANIEL	M	30	CA	01:06:27.3	357	06:01:24.8	509	05:33:25.1	874	12:41:17.2	187	122
848	1463	WEIGEL, ROBERT	M	35	MD	01:02:52.7	264	06:49:57.4	864	04:48:28.5	677	12:41:18.6	137	5
849	1277	BURCHETT, SCOTT	M	30	CA	01:14:35.2	636	06:42:10.7	827	04:45:08.6	656	12:41:54.5	188	123
850	1340	ROBERTS, CORRINE	F	33	TX	01:30:27.6	193	07:00:21.5	143	04:11:20.2	51	12:42:09.3	24	14
851	306	SOKOL, BIP	M	31	CA	00:55:22.6	76	06:39:44.7	818	05:07:06.2	784	12:42:13.5	189	124
852	1436	MANFREDO, JAMES	M	45	CA	01:18:13.2	624	06:28:32.5	755	04:56:52.5	729	12:42:38.2	31	125
853	975	CURNAN, KEALOHA	F	31	HI	01:19:36.6	137	06:53:48.9	128	04:29:20.7	78	12:42:46.2	25	26
854	791	HEFFREN, LEE	M	32	CANADA	01:01:05.0	192	05:46:49.8	347	05:55:13.9	918	12:43:08.7	190	50
855	294	STARK, NANCY	F	36	CO	01:07:01.8	55	06:10:49.0	52	05:26:05.4	174	12:43:56.2	15	23

Place	Race#	Name	Sex	Age	State/Country	Swim Split	Plc	Bike Split	Plc	Run Split	Plc	Total	Age Plc	St/Cnty
856	555	MENNECKE, PETER	M	37	WEST GERMANY	01:22:25.8	802	06:25:31.5	729	04:56:00.5	730	12:43:57.8	138	146
857	786	HEMS, RON	M	53	CT	01:56:52.6	1007	07:51:01.9	986	02:56:09.0	4	12:44:03.5	16	5
858	816	HALVORSEN, GREG	M	40	CA	01:11:31.3	532	06:20:50.7	694	05:11:49.4	804	12:44:11.4	81	126
859	591	MARESCA, ROBERT	M	33	CA	01:21:02.9	779	06:27:59.0	751	04:55:12.6	721	12:44:14.5	191	127
860	1285	DALKE, STEVE	M	29	CA	01:12:35.0	566	06:22:56.1	709	05:08:59.4	793	12:44:30.5	183	128
861	46	WEBER, ANNELIESE	F	30	WEST GERMANY	01:12:41.6	41	06:12:09.7	56	05:29:59.5	177	12:45:09.7	26	147
862	1189	HANISCH, WENDY	F	31	WI	01:09:09.0	66	06:13:54.0	64	05:22:09.1	169	12:45:12.1	27	5
863	288	STERN, JEFFREY	M	46	MI	01:21:18.3	782	07:48:24.2	979	03:36:09.7	97	12:45:52.2	32	8
864	894	FIER, DAVID	M	31	CA	01:03:50.5	295	05:39:26.4	262	06:02:53.7	934	12:46:10.6	192	129
865	1222	ALLEN, BRENT	M	28	HI	01:17:41.6	707	06:18:00.3	673	05:10:29.2	800	12:46:11.1	184	27
866	1163	AKIYAMA, KATSUHIRO	M	33	JAPAN	01:21:34.8	786	06:35:54.5	791	04:48:48.8	680	12:46:18.1	193	83
867	1192	KOETTER, MANFRED	M	50	WEST GERMANY	01:35:21.4	956	06:58:45.2	893	04:13:07.8	418	12:47:14.4	17	148
868	830</													

Place	Race#	Name	Sex	Age	State/Country	Swim Split	Ptc	Bike Split	Ptc	Run Split	Ptc	Total	Age Ptc	St/Cnty
925	506	O'BRIEN, BILL	M	54	CA	01:24:19.0	839	06:48:19.1	856	04:52:25.2	701	13:05:03.3	20	136
926	477	PAULUS, WALTER	M	40	WEST GERMANY	01:28:54.8	886	06:42:50.7	832	04:54:16.9	714	13:06:02.4	90	157
927	1067	BRAUNHARDT, SCHERY	F	43	CA	01:13:50.5	102	07:03:50.8	145	04:48:35.6	116	13:06:16.9	15	137
928	530	MOSER, ROBERT	M	41	MI	01:17:53.3	717	06:48:50.7	848	05:01:36.5	751	13:06:20.5	91	9
929	256	TAGAWA, SHIGEO	M	41	JAPAN	01:30:16.3	905	06:57:02.8	891	04:39:02.4	618	13:06:21.5	92	93
930	752	HOSSELL, JOHNNY	M	28	CA	01:06:46.5	363	06:38:19.6	807	05:21:15.9	839	13:06:22.0	189	9
931	560	MCCORRAL-SMYTHE, ERROL	M	50	NEW ZEALAND	01:09:34.7	458	06:41:55.1	825	05:14:57.7	820	13:06:27.5	21	3
932	1021	CASTANEDA, ANGELIKA	F	47	CA	01:26:13.3	173	06:54:40.0	130	04:45:35.1	111	13:06:28.4	3	11
933	760	HOJFELDT, INGER	F	43	HI	01:31:03.9	198	07:11:25.7	158	04:24:10.9	69	13:06:40.5	16	33
934	311	SMITH-ROHRBERG, KAREN	F	43	MA	01:24:06.8	161	06:57:54.5	138	04:45:08.7	110	13:07:10.0	17	9
935	1234	BROWN, BILL	M	58	NV	01:34:05.7	942	06:36:17.6	796	04:57:00.8	735	13:07:24.1	6	7
936	325	SHINKAI, MASAHICO	M	27	JAPAN	01:09:49.5	469	06:28:54.5	758	05:28:48.1	861	13:07:32.1	190	94
937	1235	SANDELIUS, RON	M	53	WA	01:25:46.9	856	07:05:49.2	916	04:36:13.6	597	13:07:49.7	22	28
938	327	SHIMOKAWA, YASUO	M	49	JAPAN	01:22:57.2	811	06:49:39.6	863	04:55:31.4	724	13:08:08.2	44	95
939	818	HAGI, GUY	M	29	HI	01:08:54.7	417	07:54:49.5	990	04:05:23.5	353	13:09:07.7	191	34
940	1341	RYALL, RICHARD	M	38	CANADA	01:18:28.7	729	06:37:11.4	801	05:15:32.3	822	13:11:12.4	146	53
941	935	DUDZIAK, MATTHEW	M	18	CA	01:11:50.3	541	06:36:50.6	799	05:23:27.1	844	13:12:08.0	93	138
942	1429	KAHL, KURT	M	53	IN	01:28:59.7	867	06:49:08.4	859	04:56:08.3	731	13:12:16.4	23	9
943	1299	HANSEN, GUNNAR	M	48	UT	01:19:31.8	757	06:33:15.3	777	05:19:55.2	835	13:12:42.3	45	2
944	333	SHEAREN, KEVIN	M	30	CA	01:13:14.0	602	06:33:38.6	779	05:26:07.6	849	13:13:00.2	200	139
945	1000	COFINO, EDUARDO	M	37	GUATEMALA	01:19:21.3	754	07:00:39.5	903	04:53:55.2	706	13:13:56.0	147	1
946	179	VOTH, DAVID	M	36	FL	01:09:57.6	480	06:49:37.9	861	05:14:27.2	814	13:14:02.7	148	11
947	1174	BRAESS, SUSANNE	F	32	WEST GERMANY	01:24:47.9	165	07:08:09.2	153	04:41:14.5	99	13:14:11.6	33	158
948	603	MAC MILLAN, NORMAN	M	28	CHILE	01:19:47.0	759	06:29:47.8	763	05:24:39.5	846	13:14:14.3	192	3
949	1073	BRADSHAW, DAWN	F	20	MI	01:17:56.4	126	06:40:44.9	115	05:18:03.2	161	13:14:44.5	16	10
950	1126	BALL, GREG	M	41	AUSTRALIA	01:18:04.3	721	06:22:56.1	708	05:33:47.2	876	13:14:47.6	93	66
951	542	MISINA, KAZUJARU	M	41	JAPAN	01:17:30.5	699	06:51:42.9	871	05:05:35.7	776	13:14:49.1	94	96
952	329	SHIBA, KEIICHIRO	M	39	JAPAN	01:24:36.8	849	06:43:47.4	836	05:06:49.4	782	13:15:13.6	149	97
953	1439	MILLARD, FRED	M	44	CA	01:13:24.3	610	06:29:43.0	782	05:32:10.3	873	13:15:17.6	95	140
954	332	SHERBURNE, EILEEN	F	35	WI	01:08:44.5	63	06:35:37.6	106	05:31:07.6	179	13:15:29.7	17	7
955	116	YAMAUCHI, MIKAKO	F	29	JAPAN	01:28:05.6	182	07:13:39.3	183	04:33:58.9	83	13:15:43.8	33	98
956	1410	DAGGETT, DAVID	M	30	NC	01:03:44.8	290	05:53:13.2	422	06:18:49.1	954	13:15:47.1	201	3
957	1313	KEDO, ALEXANDER	M	35	IL	01:01:51.5	221	06:38:40.6	810	05:35:37.7	881	13:16:09.8	150	10
958	1270	ALVAREZ, BARBARA	F	47	CA	01:25:59.7	170	06:51:35.8	122	04:58:38.2	129	13:16:13.7	4	12
959	1007	CHURCHMAN, NANCY	F	41	PA	01:12:19.5	84	07:05:05.2	147	04:59:08.6	131	13:16:33.3	18	8



Place	Race#	Name	Sex	Age	State/Country	Swim Split	Ptc	Bike Split	Ptc	Run Split	Ptc	Total	Age Ptc	St/Cnty
960	623	LISTER, SUZIE	F	25	CA	01:09:29.1	71	07:05:27.6	148	05:01:43.6	136	13:16:40.3	34	141
961	126	WRIGHT, TOM	M	25	MO	01:19:18.8	753	06:53:12.3	879	05:04:14.4	772	13:16:46.5	193	6
962	434	REESE, SCOTT	M	22	MO	01:10:25.3	493	06:23:22.4	716	05:43:51.6	896	13:17:39.3	94	7
963	924	ECKHARD, FRIEDREICH	M	47	WEST GERMANY	01:24:10.9	835	06:49:13.5	860	05:04:15.6	774	13:17:40.0	46	159
964	270	STUART, LAURA	F	25	CA	01:19:12.7	134	06:59:27.8	140	04:59:16.8	132	13:17:57.3	35	142
965	574	MAYOLO, TINA	F	24	VA	01:23:36.5	158	06:55:02.8	131	04:59:26.8	133	13:18:05.1	17	5
966	770	HIRSCHFELD, ELIE	M	40	NY	01:33:20.4	938	06:36:08.6	794	05:08:36.7	791	13:18:05.7	96	5
967	593	MANGIBOYAT, LEVI	M	32	HI	01:18:47.3	734	07:10:01.1	923	04:50:10.1	687	13:18:58.5	202	35
968	1050	BURGER, DEL	M	47	IA	01:34:56.4	947	06:23:31.6	718	05:20:41.1	837	13:19:09.1	47	2
969	724	JAEKEL, ARMIN	M	47	WEST GERMANY	01:28:58.4	888	06:50:37.0	867	04:59:59.4	746	13:19:34.8	48	160
970	986	COULTER, JAY	M	31	CA	01:12:35.0	565	05:47:17.4	352	06:19:47.8	956	13:19:40.2	203	143
971	870	FUKUNAGA, TETSUYA	M	37	JAPAN	01:31:08.3	918	06:56:58.9	890	04:51:33.7	695	13:19:40.9	151	99
972	992	COPPEL, ROBERTO	M	34	MEXICO	01:16:13.5	689	07:02:00.5	909	05:02:06.2	758	13:20:20.2	204	13
973	237	TERAMOTO, MASAO	M	35	JAPAN	01:31:59.8	923	06:20:52.0	695	05:28:26.7	858	13:21:18.5	152	100
974	426	RIBBINS, PETE	M	43	CAYMAN ISLANDS	01:16:16.6	670	06:35:55.9	792	05:29:41.4	866	13:21:53.9	97	1
975	958	DIAZ, GUILLERMO	M	49	MEXICO	01:32:27.2	927	06:23:00.0	711	05:26:55.8	850	13:22:23.0	49	14
976	232	THERIAULT, GARY	M	36	HI	01:36:11.1	965	07:22:39.1	945	04:23:43.5	511	13:22:27.7	153	36
977	1251	LIPPENCOTT, KRISTY	F	24	IN	01:30:31.1	194	07:16:33.8	165	04:35:27.3	90	13:22:32.2	18	10
978	743	HUTTON, DEN	M	55	NEW ZEALAND	01:39:18.9	979	06:47:49.6	854	04:55:37.3	725	13:22:45.8	7	35
979	285	STEVENS, JAMES	M	52	TX	01:19:08.5	747	06:36:39.5	798	05:27:25.4	853	13:23:13.4	24	17
980	715	JUSTICE, ARTHUR	M	53	CA	01:09:24.2	449	06:48:09.0	844	05:28:42.4	860	13:24:15.6	25	144
981	928	DUVALL, DEREK	M	44	CANADA	01:12:52.5	582	06:58:00.7	892	05:13:22.8	809	13:24:16.0	98	54
982	548	MEYER SANABRIA, ASHLEY	F	29	VENEZUELA	01:27:17.4	179	07:14:12.2	164	04:42:53.0	107	13:24:22.6	36	3
983	164	WATANABE, HITOSHI	M	40	JAPAN	01:27:35.9	876	07:28:10.9	955	04:29:33.2	659	13:25:20.0	99	101
984	1237	HEUBERGER, ROGER	M	38	IL	01:23:09.8	817	07:01:34.8	907	05:02:03.3	757	13:26:47.9	154	11
985	1135	BACHMAN, GREGORY	M	35	OH	01:27:55.4	877	07:08:43.2	921	04:50:12.0	688	13:26:50.6	155	11
986	248	TAKEUCHI, TOMOKO	F	27	JAPAN	01:18:17.3	128	06:59:39.2	141	05:09:30.2	152	13:27:26.7	37	102
987	341	SENGOKU, MOTONORI	M	50	JAPAN	01:28:16.9	878	06:51:24.1	870	05:08:05.2	788	13:27:46.2	26	103
988	1353	STINSON, MALCOLM	M	30	CANADA	01:13:46.5	617	05:50:07.5	388	06:23:54.4	962	13:27:48.4	205	55
989	1026	CARLSON, ROBERT	M	38	TX	01:05:00.3	314	06:11:58.3	635	06:11:18.6	944	13:28:17.2	156	18
990	890	FLANNERY, JUDITH	F	50	MD	01:17:42.3	125	07:03:51.9	146	05:06:56.6	145	13:28:30.8	2	7
991	451	POWELL, MARC	M	36	CAYMAN ISLANDS	01:22:56.5	810	07:03:21.8	911	05:02:14.3	759	13:28:32.6	157	2
992	503	O'DONNELL, JACK	M	35	NJ	01:31:08.6	917	06:12:45.3	639	05:44:53.5	898	13:28:45.4	158	8
993	1233	VANCE, EVELYN	F	40	CA	01:14:44.2	106	07:25:25.0	174	04:48:43.7	117	13:28:52.9	19	145
994	776	HINES, THOMAS	M	31	CANADA	01:12:55.9	584	06:37:20.8	803	05:39:33.0	887	13:29:49.7	206	8
995	304	SOMMER, MIKE	M	55	DE	01:45:09.8	994	06:52:38.8	874	04:52:43.1	703	13:30:31.7	8	1
996	1123	BAMBACE-SALVO, KATHY	F	26	CT	01:09:41.9	73	06:48:34.2	121	05:32:27.1	180	13:30:43.2	38	6
997	143	WILSON, WAYNE	M	51	WA	01:06:24.2	354	06:45:56.8	841	05:39:11.6	886	13:31:32.6	27	27
998	147	WILDMAN, DONAHUE	M	57	CA	01:23:19.3	819	06:11:50.8	633	05:58:51.6	926	13:32:01.7	9	146
999	135	WOLFGRAM, ED	M	57	MO	01:24:27.5	844	06:47:40.5	853	05:20:12.7	836	13:32:20.7	10	8
1000	1247	ELLIOTT-WRIGHT, LINDA	F	47	CA	01:23:23.3	156	06:30:43.5	93	05:38:42.7	185	13:32:49.5	5	147
1001	738	INAGE, TORAJIRO	M	64	JAPAN	01:22:46.6	809	07:00:26.5	901	05:09:42.3	796	13:32:55.4	3	104
1002	1203	MOLKENTHIN, ANKE	F	28	WEST GERMANY	01:16:04.1	116	06:52:50.4	126	05:24:57.5	172	13:33:52.0	39	161
1003	1300	HART, RONALD	M	41	OR	01:15:04.6	641	06:31:06.5	767	05:47:56.0	906	13:34:07.1	100	16

Place	Race#	Name	Sex	Age	State/Country	Swim Split	Ptc	Bike Split	Ptc	Run Split	Ptc	Total	Age Ptc	SV/Cnty
1029	316	SKERMAN, SIMON	M	35	AUSTRALIA	01:03:24.7	279	05:52:57.6	419	06:48:16.4	985	13:44:38.7	161	70
1030	939	DRAGT, KAREN	F	29	CA	01:01:13.3	29	06:32:59.2	96	06:10:32.4	202	13:44:44.9	42	153
1031	484	PAIKULI, MOKE	M	40	HI	01:26:07.5	858	07:01:17.4	905	05:17:20.6	829	13:44:45.5	104	41
1032	1139	AUTORINO, ETHEL	F	60	NY	01:29:43.5	191	07:11:57.3	160	05:03:13.6	139	13:44:54.4	1	6
1033	596	MALMBERG, HELEN	F	44	CANADA	01:38:57.4	210	07:28:30.8	178	04:37:45.6	93	13:45:13.8	20	56
1034	875	FRITZ, DAVID	M	33	FL	01:09:14.1	438	06:43:48.6	837	05:52:36.2	911	13:45:38.9	210	12
1035	700	KAWASAKI, KIYOSHI	M	37	JAPAN	01:40:09.4	982	07:01:23.0	906	05:04:15.5	773	13:45:47.9	162	105
1036	1040	CAKCLEY, CHRIS	M	41	HI	01:11:45.5	538	06:46:26.1	846	05:47:49.0	905	13:46:00.6	105	42
1037	1046	BURROWS, STEVE	M	39	CANADA	01:22:31.7	805	06:05:09.8	557	06:20:45.4	959	13:48:26.9	163	57
1038	1318	LYONS, KERRY	F	29	OR	01:11:49.3	81	07:12:11.8	161	05:24:30.5	171	13:48:31.6	43	17
1039	970	DANKO, RAND	M	39	PA	01:20:00.4	762	06:30:37.1	766	05:58:14.2	929	13:48:51.7	164	9
1040	1047	BURRES, MD, KENNETH	M	44	CA	01:32:19.0	926	06:48:58.3	858	05:27:44.0	854	13:49:01.3	108	154
1041	343	SEKIYA, MIKA	F	32	JAPAN	01:39:49.0	212	07:34:49.3	180	04:34:31.0	85	13:49:09.3	35	106
1042	771	HIRSCH, WOLFGANG	M	35	AUSTRIA	01:42:39.8	989	07:13:03.4	932	04:54:14.5	713	13:49:57.7	165	8
1043	241	TAYLOR, LOUISE	F	55	WA	01:27:02.1	176	07:05:51.8	151	05:17:04.3	162	13:49:58.2	1	29
1044	646	LAMKIN, CHARLIE	M	50	FL	01:37:50.1	974	06:49:39.6	862	05:22:53.9	842	13:50:23.6	29	13
1045	892	FISHER, DAVID	M	48	CA	01:18:02.0	719	07:14:16.7	934	05:18:53.9	832	13:51:12.6	53	155
1046	872	FUJISAWA, SACHIKO	F	31	JAPAN	01:29:33.1	188	07:27:24.4	177	04:54:23.6	122	13:51:21.1	36	107
1047	873	FROBLE, JULIE	F	47	OH	01:30:10.1	192	07:08:30.6	154	05:14:17.9	160	13:52:58.6	7	13
1048	261	SUZUKI, AKIO	M	47	JAPAN	02:01:25.9	1010	07:36:41.3	965	04:15:09.4	434	13:53:16.6	54	108
1049	567	MC GORMAN, JIM	M	53	CANADA	01:46:41.8	997	06:58:20.5	887	05:11:03.4	803	13:54:05.7	30	58
1050	171	WALSH, JUAN	M	28	ARGENTINA	01:21:54.8	792	06:36:58.6	800	05:55:30.1	921	13:54:23.5	197	1
1051	1049	BURGER, RAE GENE	F	45	IA	01:42:56.1	215	07:36:12.3	182	04:35:37.7	91	13:54:46.1	8	3
1052	1229	PERKOWSKI, MARIE	F	35	HI	01:13:13.9	95	06:57:35.4	136	05:44:32.9	189	13:55:22.2	20	43
1053	240	TAYLOR, ROGER	M	45	CA	01:17:54.0	718	06:37:33.9	806	06:01:18.6	933	13:56:46.5	55	156
1054	162	WEAGLE, CY	M	59	CA	01:29:58.4	902	06:46:06.5	843	05:41:56.7	892	13:58:01.6	12	157
1055	820	HACKLEY, JR., BART	M	46	CA	01:20:25.7	765	07:00:21.3	900	05:37:58.7	884	13:58:45.7	56	158
1056	1057	BUDEF, MADONNA	F	60	WA	01:24:27.9	162	07:22:54.9	171	05:11:35.3	155	13:58:58.1	2	30
1057	1403	BURNER, MICHAEL	M	45	CA	01:02:01.1	235	06:12:51.4	641	06:45:12.8	981	14:00:05.3	57	159
1058	1212	VANDECK, WERNER	M	39	WEST GERMANY	01:21:52.8	790	06:51:09.5	868	05:47:09.6	903	14:00:11.9	166	162
1059	1423	HILL, MICHAEL	M	50	TX	01:16:17.5	671	06:51:22.0	869	05:52:46.0	912	14:00:25.5	31	21
1060	561	MC REYNOLDS, JOE	M	57	AL	01:57:43.7	1008	07:41:22.0	972	04:21:36.5	488	14:00:42.2	13	3
1061	414	ROBERTS, STEPHEN	M	31	AL	01:15:21.6	650	06:34:22.8	784	06:11:58.4	947	14:01:42.8	211	4
1062	1099	BENSON, PHIL	M	44	NJ	01:28:52.6	885	07:04:15.7	913	05:28:39.5	859	14:01:47.8	107	9
1063	175	WALKER, DENNIS	M	42	MS	01:30:44.2	912	06:59:47.5	898	05:31:49.4	872	14:02:21.1	108	1
1064	543	MIRSKI, EDUARD	M	47	ESTONIA	01:25:59.0	857	06:54:43.0	884	05:41:49.1	890	14:02:31.1	58	1
1065	744	HURST, GERARD	M	24	AUSTRALIA	01:05:26.0	336	05:57:58.7	473	06:59:09.0	994	14:02:33.7	96	71
1066	499	OGAWA, MARIKO	F	38	JAPAN	01:22:09.9	147	07:35:40.8	181	05:05:11.1	142	14:03:01.8	21	109
1067	714	KADALA, ROGER	M	38	HI	01:20:13.9	763	07:32:51.6	961	05:10:21.1	799	14:03:26.6	167	4
1068	432	REISER, RALF	M	33	EAST GERMANY	01:34:01.2	941	07:25:29.1	952	05:04:13.3	771	14:03:43.6	212	3
1069	1315	KLEINDIENST, BEATE	F	24	WEST GERMANY	01:21:31.9	143	07:09:33.2	155	05:33:00.9	182	14:04:06.0	19	163
1070	174	WALKER, GILLIAN	F	32	NEW ZEALAND	01:24:42.5	163	07:57:21.3	194	04:42:47.8	106	14:04:51.6	37	36
1071	1339	MITCHELL, GINGER	F	42	NV	01:35:32.2	203	07:23:27.7	172	05:06:32.8	144	14:05:32.7	21	8
1072	221	TOPPING, DEAN	M	42	IL	02:05:50.8	1012	07:08:58.3	922	04:52:08.0	700	14:06:57.1	109	12
1073	1342	SAAL, MICHAEL	M	42	CA	01:35:01.3	949	07:04:02.4	912	05:29:02.2	863	14:08:05.9	110	160
1074	1202	MOLASKI, KELLY	F	32	WA	01:07:31.7	57	06:28:48.8	85	06:32:02.8	211	14:08:21.3	38	31
1075	279	STIVER, SUE	F	32	CA	01:14:23.8	104	08:02:04.8	199	04:53:39.9	121	14:10:08.5	39	161
1076	699	KEEBLE, PETER	M	56	AUSTRALIA	01:18:41.8	731	07:05:53.2	917	05:46:02.4	902	14:10:37.4	14	72
1077	1184	AISU, YASUYUKI	M	31	JAPAN	01:16:27.0	677	07:08:38.0	920	05:45:47.0	900	14:10:52.0	213	110
1078	653	KUCHIYAMA, TOSIKAZU	M	50	JAPAN	01:35:46.5	961	07:32:37.9	959	05:03:32.8	765	14:11:57.2	32	111
1079	694	KERS, JOHN	M	42	CANADA	01:17:06.2	687	07:00:45.5	904	05:54:06.2	914	14:11:57.9	111	59
1080	805	HARRINGTON, JAMES	M	42	CA	01:17:17.3	690	08:09:15.7	1002	04:46:21.5	662	14:12:54.5	112	162
1081	590	MARINO, JOE	M	51	CA	01:34:53.4	944	06:53:58.3	881	05:46:01.3	901	14:14:53.0	33	163
1082	1170	ANDERSON, HARRIET	F	54	CA	01:38:09.7	208	07:13:03.4	162	05:23:43.3	170	14:14:56.4	3	164
1083	482	PARKER, CHRIS	M	41	NEW ZEALAND	01:06:16.7	352	06:28:04.6	753	06:40:46.7	977	14:15:08.0	113	37
1084	598	MAIJALA, DOUG	M	60	CA	01:18:56.8	738	07:29:05.3	957	05:28:05.3	857	14:16:06.4	6	165
1085	549	MEYER, HARALD	M	48	WEST GERMANY	01:33:57.7	939	06:55:15.0	886	05:47:28.2	904	14:16:40.9	59	164
1086	666	KONIG, DR., PETER	M	50	AUSTRIA	01:29:48.2	900	07:17:24.9	938	05:30:22.7	889	14:17:35.8	34	9
1087	1020	CASTRO GARCIA, GABRIELA	F	20	VENEZUELA	01:09:28.4	69	07:26:45.4	176	05:41:26.8	186	14:17:40.8	20	5
1088	971	D'ERBEE, LEO	M	60	WEST GERMANY	01:43:05.5	991	07:40:37.9	971	04:54:09.1	710	14:17:52.5	7	165
1089	615	LOWDEN, III, GEORGE	M	33	DC	01:22:45.9	808	08:12:25.7	1004	04:42:45.5	641	14:17:57.1	214	2
1090	430	REYNAGA, ALFREDO	M	44	MEXICO	01:16:19.9	673	07:30:47.9	958	05:31:38.3	871	14:18:46.1	114	15
1091	546	MILLER, JEFF	M	29	VIRGIN ISLANDS	00:59:06.3	131	06:02:11.3	518	07:18:08.1	1004	14:19:25.7	198	1
1092	609	LYNCH, BRIAN	M	56	AUSTRALIA	01:21:50.9	789	07:10:08.0	924	05:48:34.7	908	14:20:33.6	15	73
1093	1013	CHEFFENS, KEONI	M	33	HI	01:49:56.9	1001	07:00:32.2	902	05:30:38.9	870	14:21:08.0	215	44
1094	1282	COOK, BRUCE	M	31	CANADA	00:57:36.0	91	06:23:21.2	715	07:00:30.5	996	14:21:27.7	216	60
1095	488	PETERSEN, JIM	M	41	HI	01:11:52.8	543	07:25:11.0	951	05:45:33.9	899	14:22:37.7	115	45
1096	545	MILLER, MICHAEL	M	39	CA	01:29:20.1	894	06:59:03.2	894	05:54:25.4	916	14:22:48.7	168	166
1097	160	WEEKS, STEVEN	M	35	MO	01:17:35.4	703	06:26:41.7	742	06:38:39.4	973	14:22:56.5	169	9

Place	Race#	Name	Sex	Age	State/Country	Swim Split	Ptc	Bike Split	Ptc	Run Split	Ptc	Total	Age Ptc	SV/Cnty
1098	900	FENTY, PHILLIP	M	50	DC	01:35:04.3	950	07:55:17.3	991	04:52:42.2	702	14:23:03.8	35	3
1099	1310	JANES, ELAINE	F	41	CANADA	01:24:01.6	160	06:34:15.7	102	06:25:15.6	206	14:23:32.9	22	61
1100	1294	FYKE, AUDREY	F	32	CANADA	01:20:10.3	139	07:26:23.9	175	05:37:45.9	183	14:24:20.1	40	62
1101	245	TANAKA, YUKARI	F	23	JAPAN	01:25:22.8	168	08:08:21.9	203	04:50:43.3	118	14:24:28.0	21	112
1102	1343	SCHELLER, ERIK	M	31	WA	01:23:24.3	820	06:04:19.9	543	06:56:46.1	993	14:24:30.3	217	32
1103	606	LYNSKEY, MARK	M	33	TN	01:30:29.2	911	07:19:27.4	943	05:35:06.7	879	14:25:03.3	218	2
1104	1101	BENNAN, JIM	M	51	ENGLAND	01:08:41.7	404	07:05:27.9	915	06:11:31.6	946	14:25:41.2	36	167
1105	347	SEARS, AUDREY	F	55	OR	01:41:08.3	213	07:31:58.1	179	05:12:54.5	157	14:26:00.9	2	18
1106	1475	SKARBK, RONALD	M	41	IL	01:09:00.0	424	08:01:15.8	996	05:18:19.7	825	14:26:35.5	116	13
1107	628	LESHEM, LEN	M	53	DE	01:30:09.0	904	07:37:24.5	969	05:19:25.4	833	14:26:58.9	37	2
1108	393	RUSSELL, JOSEPH	M	57	CA	01:34:59.0	948	07:24:48.4	950					

Place	Race#	Name	Sex	Age	State/Country	Swim Split	Plc	Bike Split	Plc	Run Split	Plc	Total	Age Plc	SV/Cnty
1167	518	NAKAHARA, TOSHIKAZU	M	43	JAPAN	01:29:00.6	889	07:19:18.6	942	06:26:52.0	964	15:15:11.2	123	118
1168	1028	CARLISLE, ALAN	M	60	CA	01:12:32.8	563	06:48:09.9	855	07:18:10.2	1003	15:16:52.9	10	178
1169	1002	CLARKE, JR, ROY	M	50	FL	01:20:47.3	774	06:34:01.2	781	07:22:34.1	1006	15:17:22.6	41	18
1170	688	KIRBY, MARION	F	46	CANADA	01:35:41.5	204	07:56:13.2	191	05:46:35.3	190	15:18:30.0	11	66
1171	962	DEMORTE, ANN	F	50	CT	01:18:34.9	129	08:09:34.9	204	05:51:22.1	193	15:19:31.9	6	8
1172	711	KAISER, ROBERT	M	37	TX	01:26:54.4	865	07:35:03.6	963	06:21:34.1	961	15:23:32.1	175	25
1173	611	LUDWIG, DANNY	M	33	MO	01:18:54.3	737	07:13:20.0	933	06:51:48.4	989	15:24:02.7	224	11
1174	854	GHORBAL, GERMAIN	M	56	FRANCE	01:52:12.8	1004	07:34:11.0	962	05:58:12.5	928	15:24:36.3	23	13
1175	485	PAGETT, BILL	M	55	HI	01:54:58.5	1006	07:19:15.1	941	06:10:34.4	942	15:24:48.0	24	47
1176	1144	ATO, YUKO	F	40	JAPAN	01:34:50.8	202	08:34:04.5	217	05:18:23.9	164	15:27:19.2	25	119
1177	159	WEIL, MAURICIO	M	38	MEXICO	01:35:17.7	955	06:59:29.0	896	06:52:57.2	990	15:27:43.9	176	18
1178	914	EPSTEIN, IRA	M	44	CA	01:23:28.4	822	07:45:30.2	976	06:20:14.1	958	15:29:12.7	124	179
1179	1363	WILLIAMS, BOB	M	50	CANADA	01:33:58.9	940	07:24:36.0	948	06:31:44.6	967	15:30:19.5	42	67
1180	346	SECRET, CHARMELLA	F	35	CA	01:41:27.9	214	07:56:49.0	192	05:52:41.2	194	15:30:58.1	26	180
1181	460	PITMAN, ROSEMARY	F	41	AUSTRALIA	01:29:29.7	186	08:42:27.8	221	05:19:24.0	167	15:31:21.5	26	74
1182	589	MARLATT, TODD	M	43	SAUDI ARABIA	01:24:03.6	833	07:22:46.5	946	06:45:14.7	982	15:32:04.8	125	34
1183	797	HAUANIO, DANIEL	M	29	HI	01:14:04.4	626	07:37:05.7	968	06:41:16.0	978	15:32:26.1	204	48
1184	1004	CLARK, MINDI	F	29	HI	01:13:01.9	91	07:37:34.6	184	06:41:50.2	213	15:32:26.7	46	49
1185	1333	CRISTIL, ANITA	F	36	TN	01:01:14.5	30	07:59:59.3	197	06:31:24.1	209	15:32:37.9	27	4
1186	323	SIEMSLUSZ, MICHAEL	M	44	NE	01:13:21.3	606	06:46:03.7	842	07:34:59.2	1008	15:34:24.2	126	4
1187	163	WATSON, LEONARD	M	34	CA	01:20:58.0	777	07:10:16.6	925	07:03:20.7	998	15:34:35.3	225	181
1188	676	KNIGHT, ERIC	M	31	WI	01:27:13.2	872	07:27:37.9	954	06:39:45.1	976	15:34:36.2	226	9
1189	652	KUNAEVA, TERESA	F	34	AUSTRALIA	01:30:59.3	197	06:52:26.6	124	07:12:50.7	222	15:36:16.6	42	75
1190	172	WALL, LYNN	F	49	AUSTRALIA	01:22:04.0	145	07:22:42.4	169	06:51:30.8	218	15:36:17.2	12	76
1191	262	SULLIVAN, JEANETTE	F	41	OR	01:22:12.3	148	07:05:33.1	149	07:08:32.3	221	15:36:17.7	27	19
1192	721	JOHNSON, DOUG	M	35	CA	01:17:51.5	715	06:40:18.8	820	07:38:07.9	1009	15:36:18.2	177	182
1193	802	HARRISON, RONALD	M	35	CA	01:29:08.3	892	08:04:27.8	998	06:06:16.8	937	15:38:52.9	178	183
1194	803	HARRISON, BRIAN	M	41	UT	01:22:39.4	806	08:10:52.9	1003	06:05:21.4	938	15:38:53.7	127	3
1195	1243	CALLAWAY, DEBRA	F	37	KS	01:26:40.6	174	08:12:52.4	205	06:03:57.1	198	15:43:30.1	28	5
1196	1255	MESSENGER, DONNA	F	48	ID	02:05:14.9	222	08:21:11.1	212	05:17:49.0	163	15:44:15.0	13	3
1197	834	GREENFIELD, SHEILA	F	46	MD	01:26:05.9	172	08:13:57.6	207	06:05:37.1	200	15:45:40.6	14	8
1198	152	WHITEHEAD, REBECCA	F	51	CA	01:19:05.4	132	08:21:01.4	211	06:07:49.7	201	15:47:56.5	7	184
1199	648	LAGIOS, MICHAEL	M	52	CA	01:30:58.5	916	08:06:47.2	1000	06:10:40.8	943	15:48:26.5	43	185
1200	335	SHAUL, STAN	M	25	CA	01:08:41.2	403	06:35:06.9	788	08:06:33.4	1013	15:50:21.5	205	4
1201	558	MEHRTASH, MARION	F	49	CA	01:53:43.7	221	08:30:28.9	215	05:26:49.5	176	15:51:02.1	15	186
1202	1120	BARNHART, PAUL	M	38	TX	01:10:38.7	501	06:43:20.5	834	07:58:09.1	1012	15:52:08.3	179	26
1203	1257	PERKINSON, LEE	M	55	IN	01:21:01.4	778	06:48:39.2	857	07:42:38.0	1011	15:52:18.6	25	12
1204	284	STEVENS, LARISSA	F	43	MO	01:29:39.2	189	08:08:12.9	201	06:14:32.8	203	15:52:24.9	28	12
1205	370	SCHAEFFER, LIZZIE	F	46	CO	01:18:51.8	130	08:38:56.6	218	05:55:50.4	197	15:53:38.8	16	27
1206	1176	BURNETT, GARY	M	51	CA	01:20:41.8	773	08:14:29.0	1005	06:18:52.3	955	15:54:03.1	44	187
1207	1291	DUPLESSIS, JANINE	F	36	VA	01:29:28.7	185	07:39:01.8	186	06:45:34.6	215	15:54:05.1	29	7
1208	319	SIM, ANNA	F	36	VA	01:15:50.6	113	07:45:14.3	189	06:53:28.8	219	15:54:33.7	30	8
1209	1279	CAIRNS, BRENDA	F	41	CANADA	01:29:31.9	187	08:29:32.9	214	05:55:44.3	196	15:54:49.1	29	68
1210	938	DRENNAN, RON	M	37	IL	01:24:38.7	850	07:36:49.1	966	06:54:46.4	991	15:56:14.2	180	16
1211	1146	ARNOLD, ANITA	F	22	WEST GERMANY	01:22:52.3	153	07:37:03.8	183	06:56:26.6	220	15:56:22.7	23	170
1212	455	POLLOCK, BOBBI	F	58	CA	01:33:52.4	200	08:33:26.3	216	05:50:27.9	192	15:57:46.6	5	188
1213	1153	ANDERSON, RONALD	M	51	IN	01:44:42.6	993	08:06:46.2	999	06:07:25.8	939	15:58:54.6	45	13
1214	417	RIISE, HOLGER	M	71	DENMARK	01:24:18.3	838	08:41:51.4	1012	05:56:16.9	924	16:02:26.6	1	7
1215	246	TANAKA, TOMOKO	F	25	JAPAN	01:33:55.2	201	07:57:33.2	195	06:31:46.1	210	16:03:14.5	47	120
1216	121	YAMADA, TSUTOMU	M	55	JAPAN	01:37:04.1	971	08:23:04.2	1009	06:03:34.9	936	16:03:43.2	26	121
1217	897	FERREN, FRANK	M	51	HI	01:36:57.8	970	07:45:17.8	975	06:41:34.2	979	16:03:49.8	46	50
1218	863	GAMEZ, JESUS	M	42	VENEZUELA	01:30:52.0	913	08:19:53.6	1007	06:15:09.6	951	16:05:55.2	128	6
1219	474	PECK, GINNY	F	45	MA	01:24:46.9	164	08:14:49.8	208	08:28:34.0	207	16:08:10.7	17	11
1220	398	ROWLAND, JEFF	M	28	CA	01:23:40.9	826	08:34:44.0	1011	06:10:16.6	941	16:08:41.5	206	189
1221	1011	CHEWEE HOE, LEE	M	34	MALAYSIA	01:38:36.7	977	08:20:04.3	1008	06:11:24.4	945	16:10:05.4	227	1
1222	1215	WITTROCK, ULRIKE	F	35	WEST GERMANY	01:30:36.9	195	08:21:29.9	213	06:20:25.4	204	16:12:32.2	31	171
1223	1227	MILLER, JULIE	F	22	HI	01:31:40.8	199	08:08:13.6	202	06:33:41.6	212	16:13:36.0	24	51
1224	1063	BROOKS, LYN	F	42	MD	01:14:31.4	105	08:59:09.9	222	06:04:20.5	199	16:18:01.8	30	9
1225	368	SCHELONKA, EDWARD	M	58	FL	01:27:28.6	874	07:37:44.5	970	07:15:58.3	1002	16:21:11.4	27	19
1226	987	COSTELLO, FRANK	M	52	NJ	01:41:12.3	987	08:07:51.7	1001	06:32:31.8	969	16:21:35.8	47	10
1227	850	GLYNN, JOE	M	33	CA	01:52:05.6	1003	07:50:27.9	984	06:39:03.7	975	16:21:37.2	228	190
1228	980	CUEVAS, JOSE	M	46	EL SALVADOR	01:39:23.3	980	07:56:31.7	992	06:51:26.7	987	16:27:21.7	66	1
1229	1458	THEALL, BONNIE	F	45	FL	01:28:13.9	183	08:39:03.3	219	06:20:31.1	205	16:27:48.3	18	20
1230	884	FOX, LARRY	M	67	NM	01:59:00.1	1009	08:01:45.9	997	06:32:15.2	968	16:33:01.2	2	1
1231	889	FLETCHER, RUSS	M	47	NM	01:29:50.0	901	08:50:54.4	1013	06:14:27.5	949	16:35:11.9	67	2
1232	1217	HOLLANDER, LEWIS	M	60	OR	01:32:41.4	929	07:52:16.1	988	07:11:26.9	1001	16:36:24.4	11	20
1233	1383	BOLDRA, JANINE	F	36	WI	01:37:29.8	206	08:15:46.3	209	06:48:38.5	217	16:41:54.6	32	10
1234	1349	SMITH, HAROLD	M	63	WA	02:09:14.3	1013	08:18:11.5	1006	06:14:36.7	950	16:42:02.5	12	35
1235	1159	ALSTON, DESI	M	37	VA	01:41:22.6	988	08:27:47.5	1010	06:32:53.0	970	16:42:03.1	181	9

Place	Race#	Name	Sex	Age	State/Country	Swim Split	Plc	Bike Split	Plc	Run Split	Plc	Total	Age Plc	SV/Cnty
1236	891	FITZSIMMONS, JANIS	F	41	CA	01:53:14.0		08:17:00.0		06:36:12.0	9999	16:46:26.0	9999	9999
1390		AKINS, CAROL	F	30	TX	01:09:30.5		06:48:54.2		DNF	9999	DNF	9999	9999
1141		AUKERMAN, CLAIRE	F	60	CA	01:38:26.3		DNF		DNF	9999	DNF	9999	9999
1138		AZOS, ANTONIO	M	32	VENEZUELA	00:55:13.1		DNF		DNF	9999	DNF	9999	9999
1132		BAGLIONE, DAN	M	80	CA	01:59:19.4		DNF		DNF	9999	DNF	9999	9999
1171		BATES, AL	M	34	CA	01:08:27.3		07:50:49.8		DNF	9999	DNF	9999	9999
1399		BETTIN, GIANCARLO	M	29	ITALY	01:01:02.1		DNF		DNF	9999	DNF	9999	9999
1091		BILHARZ, JOACHIM	M	32	WEST GERMANY	01:05:10.9		06:00:24.1		DNF	9999	DNF	9999	9999
1401		BONSTROM, NEIL	M	41	MN	01:13:49.5		05:43:30.8		DNF	9999	DNF	9999	9999
1075		BOURNE, PETER	M	39	HI	01:10:20.6		05:48:39.4		DNF	9999	DNF	9999	9999
1275		BOYDEN, JOHN	M	29	CA	01:08:35.8		DNF		DNF	9999	DNF	9999	9999
1173		BRAESS, CHRISTOPH	M	42	WEST GERMANY	01:10:36.8		DNF		DNF	9999	DNF	9999	9999
1070		BRANDL, GERHARD	M	42	HI	01:23:11.8		DNF		DNF	9999	DNF	9999	9999

Place	Race#	Name	Sex	Age	State/Country	Swim Split	Ptc	Bike Split	Ptc	Run Split	Ptc	Total	Age Ptc	St/Cnty
673		KNUDSEN, FRED	M	68	AUSTRALIA	01:30:05.9		07:39:56.3		DNF	9999	DNF	9999	9999
659		KRANTZ, ANTHONY	M	40	HI	01:11:10.7		DNF		DNF	9999	DNF	9999	9999
650		KURODA, ED	M	42	HI	02:09:15.5		DNF		DNF	9999	DNF	9999	9999
630		LENNON, MIKE	M	21	AUSTRALIA	00:58:52.4		DNF		DNF	9999	DNF	9999	9999
1432		LOCKYER, ROCH	M	20	IN	00:52:55.9		04:49:57.2		DNF	9999	DNF	9999	9999
612		LUCAS, ALLEN	M	49	IN	01:29:45.3		07:38:57.2		DNF	9999	DNF	9999	9999
1370		LUNDGREN, PAUL	M	28	CA	00:51:46.4				DNF	9999	DNF	9999	9999
604		MAC LAREN, JIM	M	27	CT	01:05:25.1		06:30:11.0		DNF	9999	DNF	9999	9999
602		MACKEN, CELINE	F	30	CAYMAN ISLANDS	01:29:42.2		07:34:50.3		DNF	9999	DNF	9999	9999
592		MANNING, JOHN	M	72	HI	DNF		DNF		DNF	9999	DNF	9999	9999
1195		MARGOT, MICHAEL	M	30	CA	00:56:52.7		06:00:01.0		DNF	9999	DNF	9999	9999
1437		MARTIN, MAC	M	35	PA	00:52:49.8		DNF		DNF	9999	DNF	9999	9999
1338		MARTIN, NICHOLAUS	M	33	AZ	00:57:11.9		05:13:27.6		DNF	9999	DNF	9999	9999
1320		MARTIN, PETER	M	29	CANADA	01:23:36.3		05:39:10.9		DNF	9999	DNF	9999	9999
588		MARTIN, SARA	F	60	PA	01:34:28.5		DNF		DNF	9999	DNF	9999	9999
587		MARTINS, RIVALDO	M	31	BRAZIL	00:55:50.2		06:17:05.1		DNF	9999	DNF	9999	9999
583		MASSIMINO, FERDY	M	41	CA	00:54:54.9		05:39:11.7		DNF	9999	DNF	9999	9999
580		MATHISEN, DUANE	M	52	SD	02:08:47.6		DNF		DNF	9999	DNF	9999	9999
569		MC EACHRON, CLAYTON	M	45	IL	01:13:20.6		06:18:52.4		DNF	9999	DNF	9999	9999
556		MELVILLE, JOHN	M	70	CA	01:49:08.9				DNF	9999	DNF	9999	9999
17		MOATS, KEVIN	M	35	GA	01:01:12.0		05:00:36.3		DQ	9999	DQ	9999	9999
86		MONTGOMERY, MARK	M	34	CA	00:52:49.3		DNF		DNF	9999	DNF	9999	9999
88		MOSS, JULIE	F	31	CA	00:55:55.9		05:41:38.3		DNF	9999	DNF	9999	9999
526		MUELLER, RUDI	M	47	WEST GERMANY	01:35:27.9		06:41:05.5		DNF	9999	DNF	9999	9999
521		MURRAY, ED	M	47	CANADA	01:14:43.4		06:12:02.8		DNF	9999	DNF	9999	9999
507		NOWAK, JANI	F	34	CA	01:13:52.3		DNF		DNF	9999	DNF	9999	9999
504		O'BRIEN AHLERS, KATE	F	22	IL	01:45:25.8		DNF		DNF	9999	DNF	9999	9999
1374		O'CONNELL, JOHN	M	25	MA	00:55:18.3		04:58:37.8		DNF	9999	DNF	9999	9999
487		OLSON, BOB	M	48	WA	01:09:24.3		06:03:34.6		DNF	9999	DNF	9999	9999
1474		PAPAGNA, ANTHONY	M	31	GUAM	01:07:39.3		06:06:12.8		DNF	9999	DNF	9999	9999
57		PARK, PETER	M	25	CA	01:06:03.5		DNF		DNF	9999	DNF	9999	9999
481		PARKINSON, RICHARD	M	69	CA	01:46:43.2		DNF		DNF	9999	DNF	9999	9999
472		PELZ, GABRIELE	F	54	WEST GERMANY	01:49:06.9		DNF		DNF	9999	DNF	9999	9999
471		PENN, BILL	M	38	WA	00:51:33.8		DNF		DNF	9999	DNF	9999	9999
470		PERROT, STEPHANE	M	23	FRANCE	01:09:14.2		05:49:58.4		DNF	9999	DNF	9999	9999
469		PERUMAL, MUNUSAMY	M	44	WEST MALAYSIA	01:56:30.6		DNF		DNF	9999	DNF	9999	9999
464		PEYRE, JACQUES	M	39	FRANCE	01:23:20.9		06:34:16.8		DNF	9999	DNF	9999	9999
12		PLANTIN, ERIC	M	27	FRANCE	00:59:03.2		DNF		DNF	9999	DNF	9999	9999
452		POPE, JOANN	F	54	GA	01:57:14.3		08:17:44.3		DNF	9999	DNF	9999	9999
36		PUNTOUS, PATRICIA	F	29	CANADA	00:57:40.7		05:27:08.1		DNF	9999	DNF	9999	9999
20		PUNTOUS, SYLVIANE	F	29	CANADA	00:57:03.3		05:27:53.9		DNF	9999	DNF	9999	9999
440		RACOSIN, CHARLES	M	35	CA	01:04:08.7		05:39:08.6		DNF	9999	DNF	9999	9999
1449		RASKIN, DAVID	M	28	IL	01:05:49.7		05:42:48.1		DNF	9999	DNF	9999	9999
1450		REHNELT, FRANK	M	23	TN	00:58:12.1		05:29:59.6		DNF	9999	DNF	9999	9999
1259		ROBERTSON, DAVID	M	60	FL	01:27:22.5				DNF	9999	DNF	9999	9999
1331		ROBINSON, SALLY	F	38	OR	01:38:22.4				DNF	9999	DNF	9999	9999
410		ROBINSON, TAYLOR	M	45	OR	01:11:43.2		08:01:21.8		DNF	9999	DNF	9999	9999
409		ROCHE, MARK	M	23	SINGAPORE	01:58:04.0		DNF		DNF	9999	DNF	9999	9999
408		RODDIN, WILLIAM	M	65	NY	01:58:19.3		DNF		DNF	9999	DNF	9999	9999
401		ROSSIGNOL, CHARLENE	F	51	CA	01:50:25.8		DNF		DNF	9999	DNF	9999	9999
397		RUIZ, GEORGE	M	39	HI	DNF		DNF		DNF	9999	DNF	9999	9999
1453		SANABRIA, VANESA	F	28	TX	01:33:50.1		07:40:55.5		DNF	9999	DNF	9999	9999
360		SCHMIDT, JODY	F	35	PA	00:57:06.9		06:01:56.7		DNF	9999	DNF	9999	9999
359		SCHMIDT, WOLFGANG	M	36	WEST GERMANY	01:10:26.3		06:24:52.5		DNF	9999	DNF	9999	9999
350		SCIBELLI, ANDREW	M	33	FL	01:17:18.6		06:20:33.1		DNF	9999	DNF	9999	9999
349		SCOTT, MARSHALL	M	53	WA	01:22:22.9		06:45:48.3		DNF	9999	DNF	9999	9999
1346		SHECHTMAN, DAVID	M	42	CA	01:09:31.8		06:10:27.5		DNF	9999	DNF	9999	9999
322		SIGAFOOSE, CHRISS	M	34	FL	01:00:23.1		05:44:31.1		DNF	9999	DNF	9999	9999
320		SILVA, JAVIER	M	49	MEXICO	01:50:04.5		DNF		DNF	9999	DNF	9999	9999
317		SKENE, PETER	M	24	AUSTRALIA	01:23:50.6		05:56:28.8		DNF	9999	DNF	9999	9999
306		SOLO, PAUL	M	37	CA	01:33:56.8		05:59:39.0		DNF	9999	DNF	9999	9999
302		SOWER, EDSON	M	74	HI	DNF		DNF		DNF	9999	DNF	9999	9999
290		STEPHENS, TONY	M	47	AUSTRALIA	01:10:58.5		06:04:40.8		DNF	9999	DNF	9999	9999
271		STUART, DIANE	F	55	CT	01:42:26.4		DNF		DNF	9999	DNF	9999	9999
1388		STUBBS, JAMES	M	50	TX	01:05:24.1				DNF	9999	DNF	9999	9999
267		SUDHOLZ, ROY	M	58	AUSTRALIA	01:24:33.8		06:13:33.2		DNF	9999	DNF	9999	9999
257		SYKES, GREG	M	29	CANADA	01:17:16.2		05:34:49.2		DNF	9999	DNF	9999	9999
1209		THALMANN, DANIEL	M	29	SWITZERLAND	01:17:00.5		05:48:39.8		DNF	9999	DNF	9999	9999
227		THOMAS, RENEE	F	32	CA	01:10:14.0		DNF		DNF	9999	DNF	9999	9999

Place	Race#	Name	Sex	Age	State/Country	Swim Split	Ptc	Bike Split	Ptc	Run Split	Ptc	Total	Age Ptc	St/Cnty
66		TOMSIK, JANI	M	25	YUGOSLAVIA	01:00:59.9		05:06:45.5		DNF	9999	DNF	9999	9999
1219		TOPF, GUENTER	M	45	WEST GERMANY	DNS				DNF	9999	DNS	9999	9999
217		TREMBLAY, GENE	M	48	MA	01:48:58.2		DNF		DNF	9999	DNF	9999	9999
213		TROXAL, HARVEY	M	65	IN	DNF		DNF		DNF	9999	DNF	9999	9999
210		TSUTSUMI, HIROAKI	M	29	JAPAN	01:10:21.9		DNF		DNF	9999	DNF	9999	9999
203		UHL, MISSY	F	25	IN	01:02:12.2		DNF		DNF	9999	DNF	9999	9999
192		VANWERT, BRAD	M	36	WA	01:08:01.1		DNF		DNF	9999	DNF	9999	9999
190		VARNER, EARL	M	64	AZ	DNF		DNF		DNF	9999	DNF	9999	9999
182		VOLDERS, RENE	M	37	BELGIUM	01:17:42.9		06:21:10.8		DQ	9999	DQ	9999	9999
180		VOLZ, CARL	M	52	HI	DNF		DNF		DNF	9999	DNF	9999	9999
173		WALKUP, BILL	M	40	TX	01:30:01.6		DNF		DNF	9999	DNF	9999	9999
166		WARD, JAMES	M	73	FL	01:50:57.1		DNF		DNF	9999	DNF	9999	9999
83		WENDLE, JANET	F	28	CA	01:02:46.7		05:48:45.5		DNF	9999	DNF	9999	9999
120		YAMAGUCHI, GRIFFITH	M	34	HI	01:06:35.2		06:03:24.2		DNF	9999	DNF	9999	9999

