



WTCC

FIA World Touring Car Championship

Rounds 21 & 22
Okayama, Japan
24 – 26 October 2008



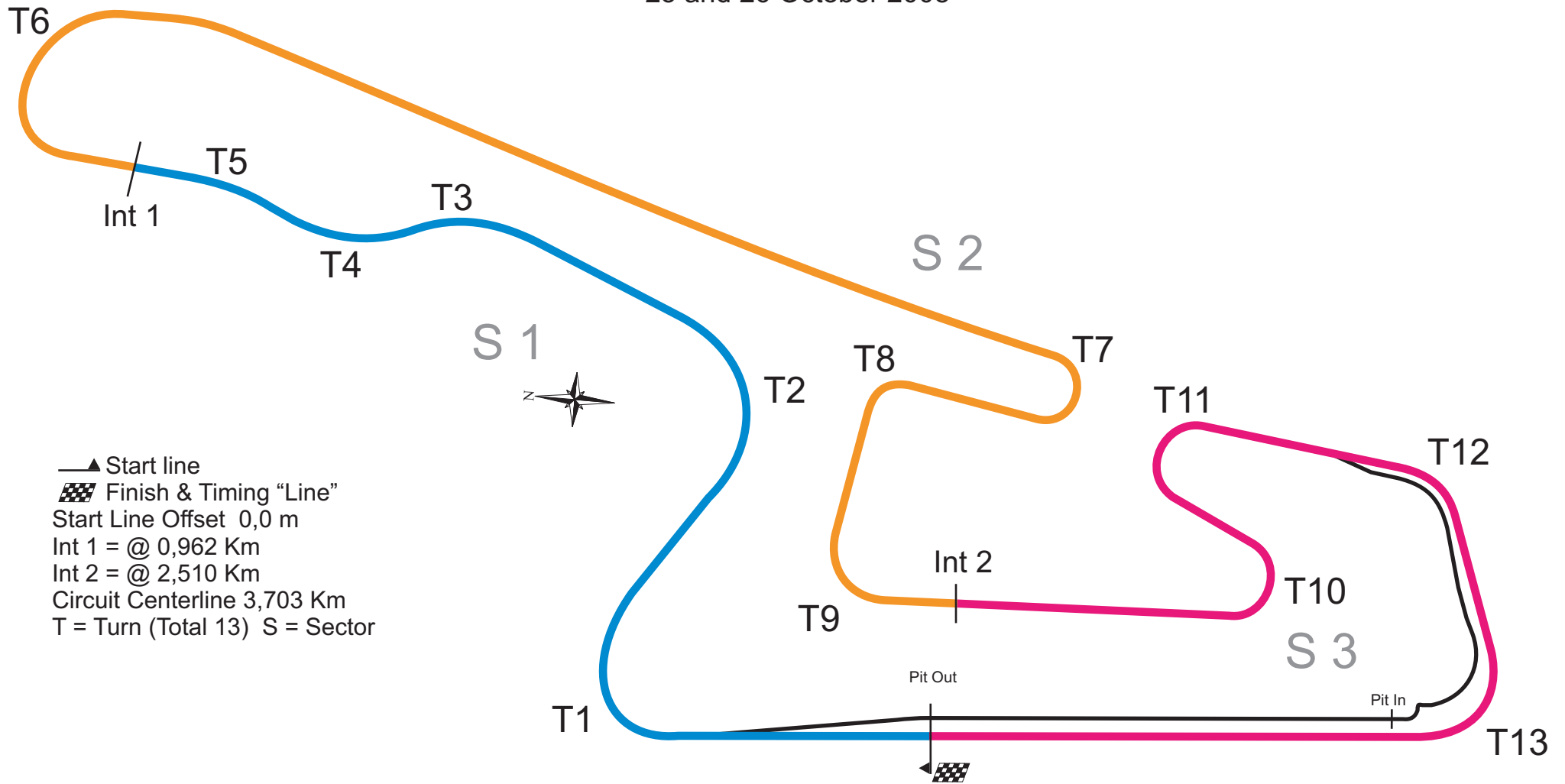
Timing and Results by MST Systems Ltd

www.fiawtcc.com

www.mstworld.com



Okayama, Races 21 and 22
25 and 26 October 2008



▲ Start line
 🏁 Finish & Timing "Line"
 Start Line Offset 0,0 m
 Int 1 = @ 0,962 Km
 Int 2 = @ 2,510 Km
 Circuit Centerline 3,703 Km
 T = Turn (Total 13) S = Sector

2008 FIA World Touring Car Championship TESTING

POS	NO	CL	DRIVER	NAT	CAR	TIME	LAPS	GAP	KPH
1	3		Augusto FARFUS	BRA	BMW 320si	1:38.371	16		135.51
2	1		Andy PRIAULX	GBR	BMW 320si	1:38.503	17	0.132	135.33
3	11		Gabriele TARQUINI	ITA	SEAT Leon TDI	1:38.525	13	0.154	135.30
4	10		Rickard RYDELL	SWE	SEAT Leon TDI	1:38.681	13	0.310	135.09
5	12		Yvan MULLER	FRA	SEAT Leon TDI	1:38.686	13	0.315	135.08
6	8		Alain MENU	SUI	Chevrolet Lacetti	1:38.823	12	0.452	134.89
7	15		James THOMPSON	GBR	Honda Accord Euro R	1:39.083	11	0.712	134.54
8	2		Jorg MULLER	GER	BMW 320si	1:39.178	15	0.807	134.41
9	7		Robert HUFF	GBR	Chevrolet Lacetti	1:39.330	12	0.959	134.20
10	18		Tiago MONTEIRO	POR	SEAT Leon TDI	1:39.360	14	0.989	134.16
11	5		Felix PORTEIRO	ESP	BMW 320si	1:39.369	15	0.998	134.15
12	20		Tom CORONEL	NED	SEAT Leon	1:39.444	11	1.073	134.05
13	6		Nicola LARINI	ITA	Chevrolet Lacetti	1:39.616	11	1.245	133.82
14	31	I	Sergio HERNANDEZ	ESP	BMW 320si	1:39.699	13	1.328	133.71
15	9		Jordi GENE	ESP	SEAT Leon TDI	1:39.714	13	1.343	133.69
16	26	I	Stefano D'ASTE	ITA	BMW 320si	1:39.985	12	1.614	133.32
17	4		Alessandro ZANARDI	ITA	BMW 320si	1:40.077	14	1.706	133.20
18	80		Manabu ORIDO	JPN	Chevrolet Lacetti	1:40.606	13	2.235	132.50
19	17	I	Takayuki AOKI	JPN	BMW 320si	1:40.905	14	2.534	132.11
20	72		Yukinori TANIGUCHI	JPN	Honda Accord Euro R	1:41.039	10	2.668	131.93
21	29	I	Jaap VAN LAGEN	NED	Lada 110	1:41.167	12	2.796	131.77
22	75	I	Norbert MICHELISZ	HUN	SEAT Leon	1:41.399	16	3.028	131.46
23	13	I	Ibrahim OKYAY	TUR	BMW 320si	1:41.628	15	3.257	131.17
24	42	I	Franz ENGSTLER	GER	BMW 320si	1:41.834	15	3.463	130.90
25	28	I	Viktor SHAPOVALOV	RUS	Lada 110	1:42.483	14	4.112	130.07
26	81	I	Masaki KANO	JPN	BMW 320i	1:43.054	15	4.683	129.35
27	27	I	Kirill LADYGIN	RUS	Lada 110	1:43.069	14	4.698	129.33
28	88	I	Matthew MARSH	HKG	BMW 320si	1:43.217	15	4.846	129.15
29	43	I	Andrey ROMANOV	RUS	BMW 320si	1:43.611	15	5.240	128.66
30	69	I	Melvin CHOO	SIN	BMW 320si	1:47.299	12	8.928	124.24

Car 23 did not participate.
Weather/Track: Cloud 24°/Dry 22°

Okayama
Circuit Length = 3.7030 km.
Start: 16:00 End: 16:30

Race Director:	Steward:	Timekeeper:
----------------	----------	-------------

2008 FIA World Touring Car Championship Testing - Sector Analysis Report

Lap S1 Time S1 Spd S2 Time S2 Spd S3 Time S3 Spd Lap Time Pit Lap S1 Time S1 Spd S2 Time S2 Spd S3 Time S3 Spd Lap Time Pit

1 PRIAULX				GBR				BMW 320si							
1			11:33.938	129.8		190.6	12:11.044	10	23.601	191.0	43.128	140.1	34.385	188.6	1:41.114
2	23.567	190.2	42.621	140.6	33.917	191.0	1:40.105	11	23.752	192.3	42.837	140.1	34.235	192.3	1:40.824
3	23.643	188.6	42.431	138.6	33.779	190.2	1:39.853	12	23.641	191.0	42.933	141.0	2:09.763		3:16.337 Pit
4	23.487	191.0	42.444	140.8	33.884	189.4	1:39.815	13	30.754	161.5	45.772	139.5	33.920	191.8	1:50.446
5	23.563	191.8	42.737	140.1	34.257	188.6	1:40.557	14	23.284	189.4	42.036	142.4	33.183	193.1	1:38.503
6	23.621	189.4	43.009	141.0	33.979	190.2	1:40.609	15	23.211	191.4	42.142	141.9	34.031	191.0	1:39.384
7	23.589	189.4	42.699	140.1	34.003	189.4	1:40.291	16	23.290	192.3	42.242	141.7	33.465	191.8	1:38.997
8	23.514	189.0	42.497	140.4	34.176	189.4	1:40.187	17	23.354	191.8	42.478	141.7	33.837	190.6	1:39.669
9	23.763	187.8	42.728	139.9	34.262	191.0	1:40.753								

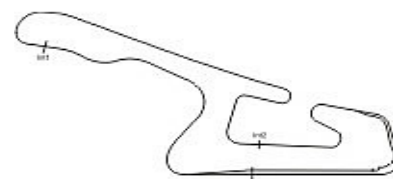
2 MULLER				GER				BMW 320si							
1	10:51.778	176.4	44.706	135.7	35.880	191.0	12:12.364	9	25.373	191.4	43.090	138.0	34.282	191.0	1:42.745
2	23.538	191.8	42.805	134.5	34.267	192.7	1:40.610	10	23.692	192.7	42.725	138.8	34.105	189.8	1:40.522
3	23.376	193.1	42.563	138.0	33.663	191.0	1:39.602	11	23.679	191.4	42.909	139.1	4:06.108		5:12.696 Pit
4	23.440	193.1	42.535	136.1	34.276	189.4	1:40.251	12	31.042	190.6	44.440	138.0	34.305	190.2	1:49.787
5	23.754	192.7	42.690	136.9	33.937	191.0	1:40.381	13	23.397	192.7	42.260	140.6	33.521	191.0	1:39.178
6	23.814	192.3	42.867	138.2	34.121	190.6	1:40.802	14	23.342	193.5	42.660	140.8	34.585	192.3	1:40.587
7	23.517	191.8	42.626	139.9	34.040	190.2	1:40.183	15	23.413	192.3	42.518	140.1	37.834	188.2	1:43.765
8	23.584	192.3	42.603	139.9	34.194	190.2	1:40.381								

3 FARFUS				BRA				BMW 320si							
1	10:52.863	175.7	45.713	132.5	38.155	191.0	12:16.731	10	23.695	191.0	42.390	140.1	33.939	189.8	1:40.024
2	23.454	191.8	42.285	140.6	33.739	192.7	1:39.478	11	24.210	188.2	42.725	139.3	4:02.303		5:09.238 Pit
3	23.394	192.3	42.122	141.5	33.855	192.3	1:39.371	12	33.293	154.3	47.107	137.1	35.290	192.7	1:55.690
4	23.447	192.7	42.287	140.6	33.717	192.7	1:39.451	13	23.133	193.1	41.867	141.7	33.371	193.9	1:38.371
5	24.315	192.3	42.716	138.8	34.005	191.0	1:41.036	14	23.373	193.5	42.140	140.4	33.601	192.3	1:39.114
6	23.897	191.0	42.534	139.1	33.920	191.4	1:40.351	15	24.563	163.9	45.979	131.9	35.087	190.6	1:45.629
7	23.609	191.4	42.172	140.1	34.173	189.0	1:39.954	16	23.441	191.4	41.990	140.1	33.780	189.4	1:39.211
8	23.528	191.4	42.635	139.1	33.866	190.2	1:40.029								
9	26.878	146.1	48.183	138.6	34.555	191.0	1:49.616								

4 ZANARDI				ITA				BMW 320si							
1	10:50.254	172.4	44.620	134.1	38.857	191.4	12:13.731	9	23.489	192.3	42.716	138.0	34.281	188.6	1:40.486
2	23.726	192.7	43.162	137.8	34.137	192.3	1:41.025	10	23.611	191.8	42.793	139.5	33.941	191.0	1:40.345
3	23.657	193.1	42.800	137.4	34.068	189.4	1:40.525	11	23.766	188.6	43.894	137.1	1:48.080		2:55.740 Pit
4	24.830	191.4	43.257	136.1	34.426	191.4	1:42.513	12	45.329	187.1	44.909	139.3	34.719	190.2	2:04.957
5	23.757	193.5	44.405	137.1	35.183	189.8	1:43.345	13	23.671	190.2	42.893	138.4	34.015	191.4	1:40.579
6	23.880	190.2	42.947	137.6	34.396	191.4	1:41.223	14	23.540	190.2	42.666	140.4	33.871	192.3	1:40.077
7	24.533	139.3	44.706	109.0	4:59.583		6:08.822 Pit								
8	30.102	170.4	46.877	136.5	34.327	191.0	1:51.306								



Weather/Track: Cloud 24° / Dry 22°



Circuit Length - 3.703 kilometres
Okayama

2008 FIA World Touring Car Championship Testing - Sector Analysis Report

Lap S1 Time S1 Spd S2 Time S2 Spd S3 Time S3 Spd Lap Time Pit Lap S1 Time S1 Spd S2 Time S2 Spd S3 Time S3 Spd Lap Time Pit

5 PORTEIRO				ESP			BMW 320si								
1	10:51.060	174.7	44.338	137.6	39.176	192.3	12:14.574	9	23.733	190.6	43.106	136.1	34.278	185.9	1:41.117
2	24.042	190.6	43.414	139.1	35.362	189.8	1:42.818	10	25.639	191.0	43.675	136.5	2:44.712		3:54.026 Pit
3	24.083	191.0	43.300	136.3	34.758	187.8	1:42.141	11	29.147	188.2	44.096	138.6	33.792	191.4	1:47.035
4	23.987	193.5	43.049	140.6	34.212	190.2	1:41.248	12	23.472	190.2	42.389	141.2	33.674	191.0	1:39.535
5	23.638	191.4	43.276	140.1	34.886	173.4	1:41.800	13	23.307	193.9	42.168	140.1	33.894	189.8	1:39.369
6	24.546	193.9	43.431	138.6	3:00.559		4:08.536 Pit	14	23.556	191.8	42.805	139.7	34.010	191.0	1:40.371
7	30.998	192.3	43.373	138.0	34.862	187.8	1:49.233	15	23.800	190.2	45.659	138.2	37.664	190.6	1:47.123
8	23.610	192.7	43.000	137.8	34.351	190.2	1:40.961								

6 LARINI				ITA			Chevrolet Lacetti								
1	10:55.666	170.4	45.697	133.7	37.065	188.2	12:18.428	7	23.955	189.0	43.627	137.4	34.525	187.1	1:42.107
2	24.179	188.6	46.826	135.5	34.731	188.6	1:45.736	8	24.115	188.6	43.285	138.2	3:26.651		4:34.051 Pit
3	24.072	188.2	43.411	137.1	34.059	189.0	1:41.542	9	30.637	160.1	46.208	134.3	35.224	189.8	1:52.069
4	23.835	189.8	43.136	135.7	6:00.370		7:07.341 Pit	10	23.337	189.8	42.521	138.8	33.758	189.8	1:39.616
5	29.697	187.1	44.572	135.9	34.868	185.9	1:49.137	11	23.545	190.6	42.615	139.5	2:14.629		3:20.789 Pit
6	23.968	188.6	43.609	136.7	34.225	188.2	1:41.802								

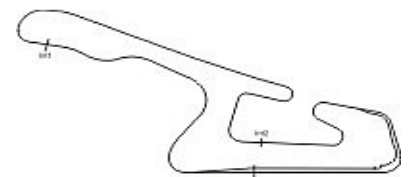
7 HUFF				GBR			Chevrolet Lacetti								
1	10:57.256	167.9	45.001	137.8	2:09.590		13:51.847 Pit	8	23.784	191.0	43.331	138.8	34.231	189.8	1:41.346
2	34.438	189.0	43.585	138.6	34.464	190.6	1:52.487	9	23.791	189.8	43.611	138.4	3:06.247		4:13.649 Pit
3	23.785	191.4	43.371	139.3	34.122	189.8	1:41.278	10	39.561	146.5	53.500	73.5	40.458	189.4	2:13.519
4	23.743	191.4	43.413	138.4	34.109	190.6	1:41.265	11	23.551	190.6	42.652	139.7	33.611	190.6	1:39.814
5	23.783	193.9	44.000	138.4	34.226	191.0	1:42.009	12	23.248	193.1	42.334	140.6	33.748	190.6	1:39.330
6	23.788	189.8	43.325	139.3	4:43.346		5:50.459 Pit								
7	28.777	190.2	43.664	137.6	34.356	189.4	1:46.797								

8 MENU				SUI			Chevrolet Lacetti								
1	12:04.218	184.8	44.182	138.8	34.433	189.4	13:22.833	8	23.901	189.4	42.934	137.6	34.241	189.0	1:41.076
2	24.137	188.2	42.548	139.7	33.925	188.2	1:40.610	9	24.103	189.4	43.822	138.2	2:15.938		3:23.863 Pit
3	23.841	189.4	42.463	139.1	34.040	187.8	1:40.344	10	30.684	156.5	49.243	139.5	36.524	191.8	1:56.451
4	23.672	190.2	43.927	135.3	7:55.680		9:03.279 Pit	11	23.267	192.7	41.943	140.1	33.613	189.4	1:38.823
5	29.453	189.4	44.257	136.1	35.041	189.4	1:48.751	12	23.318	190.6	42.220	140.4	33.779	189.8	1:39.317
6	23.686	191.0	42.866	138.4	34.380	187.1	1:40.932								
7	23.786	191.4	43.176	135.5	35.912	189.0	1:42.874								

9 GENE				ESP			SEAT Leon TDI								
1	10:44.236	152.5	47.985	125.0	35.431	191.0	12:07.652	8	39.032	153.8	46.145	142.4	34.199	193.1	1:59.376
2	24.945	178.2	45.699	130.6	37.880	168.5	1:48.524	9	23.557	193.9	42.746	142.1	34.200	190.6	1:40.503
3	25.944	131.9	50.986	115.2	35.034	192.3	1:51.964	10	24.060	191.8	43.149	142.6	3:59.567		5:06.776 Pit
4	23.614	195.6	42.706	143.0	34.111	189.8	1:40.431	11	34.411	154.3	50.060	130.8	34.992	192.7	1:59.463
5	23.530	195.2	42.864	141.9	34.458	187.8	1:40.852	12	23.360	195.6	41.990	144.2	34.364	189.8	1:39.714
6	23.622	194.3	42.956	141.2	34.212	193.1	1:40.790	13	23.552	193.5	42.358	142.1	33.938	190.6	1:39.848
7	23.730	193.5	43.986	140.6	4:58.970		6:06.686 Pit								



Weather/Track: Cloud 24° /Dry 22°



Circuit Length - 3.703 kilometres
Okayama

2008 FIA World Touring Car Championship Testing - Sector Analysis Report

Lap S1 Time S1 Spd S2 Time S2 Spd S3 Time S3 Spd Lap Time Pit Lap S1 Time S1 Spd S2 Time S2 Spd S3 Time S3 Spd Lap Time Pit

10 RYDELL							SWE		SEAT Leon TDI						
1	10:42.871	141.2	47.738	132.7	35.752	189.8	12:06.361	8	23.507	193.1	42.498	139.7	34.154	191.8	1:40.159
2	25.205	186.7	45.546	80.0	37.426	154.9	1:48.177	9	23.591	195.2	42.695	140.8	34.023	192.7	1:40.309
3	26.774	140.4	50.701	111.8	34.575	193.5	1:52.050	10	23.687	193.9	43.936	138.0	4:47.336		5:54.959 Pit
4	23.644	195.2	42.678	140.1	34.090	193.1	1:40.412	11	42.577	157.3	52.956	105.2	34.807	194.8	2:10.340
5	23.392	196.5	42.687	141.2	34.132	191.8	1:40.211	12	23.300	194.3	41.862	142.4	33.519	193.9	1:38.681
6	23.564	193.1	43.007	141.7	4:07.213		5:13.784 Pit	13	23.293	194.3	42.210	142.1	33.941	192.7	1:39.444
7	41.878	190.6	43.316	139.9	34.080	192.3	1:59.274								

11 TARQUINI							ITA		SEAT Leon TDI						
1	10:42.403	146.1	47.803	136.1	35.623	192.3	12:05.829	8	23.546	195.6	42.559	140.8	33.889	193.1	1:39.994
2	25.086	189.0	43.911	121.9	1:00.845		2:09.842 Pit	9	23.662	193.9	43.573	139.1	3:21.823		4:29.058 Pit
3	41.157	191.8	43.258	141.7	33.826	193.1	1:58.241	10	45.671	142.1	47.702	111.1	35.758	193.1	2:09.131
4	23.697	194.8	42.471	141.7	33.673	194.3	1:39.841	11	23.275	195.6	41.857	141.9	33.393	192.7	1:38.525
5	24.412	193.5	42.809	141.5	3:07.957		4:15.178 Pit	12	23.341	195.6	41.953	142.4	33.570	193.9	1:38.864
6	42.213	170.1	45.069	139.5	34.173	192.3	2:01.455	13	23.385	194.8	42.253	141.0	33.754	193.9	1:39.392
7	23.780	193.5	42.598	141.5	33.811	193.1	1:40.189								

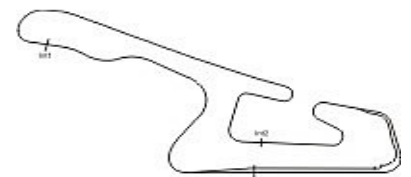
12 MULLER							FRA		SEAT Leon TDI						
1	10:39.447	155.9	46.464	139.1	35.302	190.2	12:01.213	8	23.286	195.6	41.953	143.5	33.756	192.3	1:38.995
2	24.177	191.8	43.031	142.1	34.124	192.3	1:41.332	9	24.036	186.7	45.021	128.3	3:21.057		4:30.114 Pit
3	23.618	193.9	42.475	142.6	34.130	191.0	1:40.223	10	29.419	195.6	43.059	143.3	34.166	193.1	1:46.644
4	23.679	194.8	42.616	139.7	34.218	191.8	1:40.513	11	23.423	186.7	42.447	143.5	34.164	192.7	1:40.034
5	23.702	192.7	42.679	142.8	3:31.191		4:37.572 Pit	12	23.443	194.8	42.379	143.0	34.000	192.7	1:39.822
6	33.314	160.7	48.877	132.7	34.363	192.3	1:56.554	13	23.635	194.3	42.438	142.1	34.148	192.7	1:40.221
7	23.223	195.6	41.935	145.3	33.528	182.9	1:38.686								

13 OKYAY							TUR		BMW 320si							I
1	11:07.833	177.1	45.846	129.1	37.067	190.6	12:30.746	9	24.039	190.2	43.308	138.4	34.281	189.4	1:41.628	
2	24.772	189.4	44.843	136.9	34.976	190.2	1:44.591	10	24.133	189.8	43.537	138.6	34.620	189.0	1:42.290	
3	24.313	189.4	44.171	137.8	35.108	189.4	1:43.592	11	24.255	188.6	45.314	138.2	34.707	189.8	1:44.276	
4	24.960	187.5	44.162	137.8	35.216	189.8	1:44.338	12	24.135	188.6	43.836	137.6	1:53.347		3:01.318 Pit	
5	24.034	192.3	43.848	138.8	34.706	189.8	1:42.588	13	28.333	189.0	43.708	138.0	34.359	189.4	1:46.400	
6	24.885	189.4	44.077	138.2	34.614	189.4	1:43.576	14	24.300	187.8	43.164	138.0	39.087	146.8	1:46.551	
7	25.985	174.7	44.162	136.5	3:33.352		4:43.499 Pit	15	25.366	190.2	43.498	136.9	34.500	190.6	1:43.364	
8	28.752	189.4	43.721	137.1	36.541	189.0	1:49.014									

15 THOMPSON							GBR		Honda Accord Euro R						
1	11:34.919	151.2	46.564	137.6	3:13.040		15:34.523 Pit	7	23.775	195.2	42.994	142.4	34.361	192.7	1:41.130
2	44.792	163.9	45.643	138.6	35.886	190.6	2:06.321	8	23.824	195.2	43.463	141.0	5:16.614		6:23.901 Pit
3	24.533	187.8	43.248	142.6	34.074	193.9	1:41.855	9	34.165	122.4	49.969	136.5	34.778	194.3	1:58.912
4	23.660	194.8	42.660	140.8	34.288	191.8	1:40.608	10	23.321	196.9	41.921	145.8	33.841	193.9	1:39.083
5	23.662	194.3	42.688	143.0	34.446	189.8	1:40.796	11	23.426	195.2	42.318	143.0	57.857		2:03.601 Pit
6	23.747	194.3	42.767	143.7	34.134	192.7	1:40.648								



Weather/Track: Cloud 24° / Dry 22°



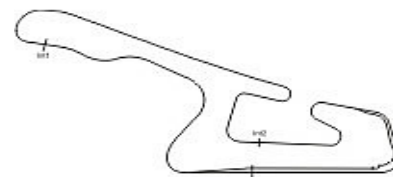
Circuit Length - 3.703 kilometres
Okayama

2008 FIA World Touring Car Championship Testing - Sector Analysis Report

Lap	S1 Time	S1 Spd	S2 Time	S2 Spd	S3 Time	S3 Spd	Lap Time	Pit	Lap	S1 Time	S1 Spd	S2 Time	S2 Spd	S3 Time	S3 Spd	Lap Time	Pit
17 AOKI JPN BMW 320si I																	
1	11:09.518	185.1	44.217	133.9	35.258	191.8	12:28.993		9	39.443	189.4	43.342	138.8	35.448	193.5	1:58.233	
2	23.819	189.8	43.133	140.6	34.243	192.3	1:41.195		10	23.587	193.1	43.164	138.6	34.154	194.3	1:40.905	
3	23.747	193.1	43.217	138.8	33.989	192.7	1:40.953		11	23.726	195.2	46.894	133.5	36.310	192.7	1:46.930	
4	23.451	193.1	43.689	140.4	4:19.048		5:26.188	Pit	12	23.863	191.4	42.979	140.8	34.182	195.2	1:41.024	
5	37.992	187.8	43.337	139.7	34.167	192.3	1:55.496		13	23.800	193.1	43.497	140.6	34.996	193.1	1:42.293	
6	24.356	186.7	43.333	139.3	34.129	191.8	1:41.818		14	23.998	191.8	43.510	139.5	34.407	192.3	1:41.915	
7	23.670	191.4	43.205	140.8	34.064	191.8	1:40.939										
8	23.907	191.0	43.222	139.5	3:17.268		4:24.397	Pit									
18 MONTEIRO POR SEAT Leon TDI																	
1	10:41.843	147.7	47.478	126.7	34.783	191.8	12:04.104		9	23.671	192.7	42.760	139.3	34.300	191.0	1:40.731	
2	23.801	193.9	42.475	142.8	33.707	192.7	1:39.983		10	24.093	193.1	43.676	139.3	2:42.425		3:50.194	Pit
3	23.491	194.3	42.544	141.2	34.056	191.8	1:40.091		11	33.053	142.6	47.982	132.1	34.383	194.3	1:55.418	
4	23.889	192.7	43.481	139.5	35.083	192.3	1:42.453		12	23.307	195.2	42.268	136.5	33.865	193.1	1:39.440	
5	23.469	194.8	42.564	141.0	34.290	191.4	1:40.323		13	23.294	194.8	42.223	140.6	33.843	193.1	1:39.360	
6	25.055	186.7	47.190	134.7	4:37.256		5:49.501	Pit	14	23.506	196.5	42.478	139.7	34.126	191.4	1:40.110	
7	44.846	166.3	47.345	140.4	34.283	193.1	2:06.474										
8	23.754	193.1	42.561	140.6	34.212	192.3	1:40.527										
20 CORONEL NED SEAT Leon																	
1	11:05.398	184.0	43.234	141.0	3:23.600		15:12.232	Pit	7	23.619	189.4	42.927	139.5	34.368	187.5	1:40.914	
2	32.676	163.3	46.809	139.7	36.820	189.4	1:56.305		8	23.784	188.2	42.970	139.5	4:20.064		5:26.818	Pit
3	23.806	189.4	42.517	134.3	34.382	187.8	1:40.705		9	29.264	183.6	44.791	137.6	34.605	187.8	1:48.660	
4	23.561	191.4	42.792	137.8	4:33.869		5:40.222	Pit	10	23.168	191.8	42.574	132.5	33.702	190.6	1:39.444	
5	28.699	190.6	44.018	133.9	34.093	189.0	1:46.810		11	23.662	190.2	42.672	140.4	34.113	187.5	1:40.447	
6	23.953	188.2	42.665	140.8	34.190	188.6	1:40.808										
26 D'ASTE ITA BMW 320si I																	
1	10:59.903	184.8	43.802	136.1	35.804	191.0	12:19.509		8	26.980	187.8	43.162	138.4	34.235	189.0	1:44.377	
2	23.697	193.1	43.715	139.5	34.131	190.2	1:41.543		9	23.656	189.4	42.788	139.3	34.393	189.4	1:40.837	
3	23.455	191.8	42.534	140.6	33.996	190.6	1:39.985		10	23.794	190.6	42.759	138.2	3:08.904		4:15.457	Pit
4	23.885	192.7	42.954	140.6	34.230	187.8	1:41.069		11	27.780	192.3	42.495	139.9	36.346	191.0	1:46.621	
5	23.687	191.4	42.712	137.8	34.192	188.6	1:40.591		12	23.577	191.4	43.167	138.6	34.291	188.2	1:41.035	
6	23.753	192.3	42.793	140.6	34.085	191.0	1:40.631										
7	23.750	191.0	42.927	134.1	4:57.908		6:04.585	Pit									
27 LADYGIN RUS Lada 110 I																	
1	11:41.333	173.7	47.356	126.9	36.061	184.4	13:04.750		9	24.392	188.6	44.064	135.1	34.803	184.4	1:43.259	
2	25.270	184.4	44.488	134.1	35.423	184.4	1:45.181		10	26.924	153.8	45.769	136.9	38.293	184.8	1:50.986	
3	24.851	186.7	44.255	136.9	34.662	184.8	1:43.768		11	24.978	176.1	43.949	137.1	34.739	184.4	1:43.666	
4	24.460	188.2	43.847	136.3	34.762	183.2	1:43.069		12	24.375	189.0	43.815	136.9	35.178	186.3	1:43.368	
5	24.865	187.1	44.125	133.7	35.071	183.6	1:44.061		13	25.395	187.5	44.216	136.5	34.745	185.1	1:44.356	
6	24.513	187.8	44.846	135.7	6:05.470		7:14.829	Pit	14	24.168	189.8	44.023	138.0	35.715	183.6	1:43.906	
7	36.241	165.1	47.143	134.3	35.410	184.0	1:58.794										
8	24.417	188.2	44.005	134.1	38.433	185.1	1:46.855										



Weather/Track: Cloud 24°/Dry 22°



Circuit Length - 3.703 kilometres
Okayama

2008 FIA World Touring Car Championship Testing - Sector Analysis Report

Lap S1 Time S1 Spd S2 Time S2 Spd S3 Time S3 Spd Lap Time Pit Lap S1 Time S1 Spd S2 Time S2 Spd S3 Time S3 Spd Lap Time Pit

28 SHAPOVALOV RUS Lada 110								I							
1	11:50.290	159.8	45.797	132.7	35.621	185.9	13:11.708	9	24.267	189.8	43.831	137.1	34.822	189.0	1:42.920
2	24.749	189.0	43.955	138.6	34.744	186.7	1:43.448	10	24.171	188.6	44.014	138.0	34.813	189.4	1:42.998
3	24.213	189.4	43.553	136.3	34.717	186.7	1:42.483	11	24.154	190.6	44.009	138.2	35.028	187.8	1:43.191
4	24.246	190.2	43.687	138.4	34.851	187.8	1:42.784	12	24.105	190.2	44.738	135.9	2:03.605		3:12.448 Pit
5	24.196	189.0	43.814	137.6	34.754	188.2	1:42.764	13	39.944	184.8	44.706	134.7	35.010	188.2	1:59.660
6	24.336	187.8	44.491	136.5	34.884	187.8	1:43.711	14	24.065	191.0	43.806	139.7	35.598	181.8	1:43.469
7	24.297	187.5	43.882	137.6	4:43.144		5:51.323 Pit								
8	32.082	187.5	43.874	134.5	34.991	187.5	1:50.947								

29 VAN LAGEN NED Lada 110								I							
1	11:05.763	177.5	44.193	135.7	34.927	188.6	12:24.883	8	29.414	189.8	43.732	138.8	34.436	189.0	1:47.582
2	24.172	191.4	43.304	136.7	35.141	185.9	1:42.617	9	23.799	191.4	42.981	140.4	34.546	187.8	1:41.326
3	23.880	191.4	43.128	140.8	34.290	190.2	1:41.298	10	24.188	191.0	43.440	139.3	34.428	189.0	1:42.056
4	23.787	192.3	43.172	140.1	34.443	189.0	1:41.402	11	23.727	191.8	43.054	138.4	34.405	187.8	1:41.186
5	24.637	186.7	43.278	139.1	34.720	187.1	1:42.635	12	23.790	190.6	43.072	138.8	34.305	189.4	1:41.167
6	23.762	191.8	43.175	139.9	34.357	189.0	1:41.294								
7	24.025	189.0	44.940	138.4	5:01.685		6:10.650 Pit								

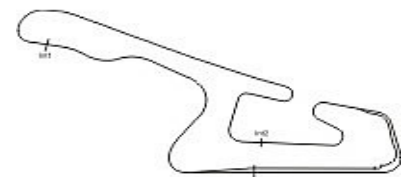
31 HERNANDEZ ESP BMW 320si								I							
1	10:59.179	178.5	43.990	134.3	35.791	191.8	12:18.960	8	28.096	187.8	43.493	122.6	34.319	190.6	1:45.908
2	23.879	178.9	43.639	140.1	33.921	191.8	1:41.439	9	23.647	191.4	42.728	138.4	34.135	191.8	1:40.510
3	23.711	185.1	43.376	138.2	35.281	188.6	1:42.368	10	23.801	190.6	43.508	137.4	3:29.695		4:37.004 Pit
4	23.881	191.0	42.667	140.4	34.390	189.8	1:40.938	11	35.373	153.0	46.443	140.6	33.708	191.0	1:55.524
5	23.721	193.1	42.753	140.1	34.078	191.0	1:40.552	12	23.452	190.6	42.395	139.3	33.852	192.3	1:39.699
6	23.753	193.5	42.905	140.1	34.294	191.4	1:40.952	13	23.408	191.8	42.452	138.2	33.877	191.8	1:39.737
7	23.613	192.3	42.850	138.8	5:16.300		6:22.763 Pit								

42 ENGSTLER GER BMW 320si								I							
1	11:25.453	165.7	48.446	130.2	36.430	187.8	12:50.329	9	24.112	188.2	43.814	140.1	3:56.539		5:04.465 Pit
2	25.167	183.6	45.312	137.1	35.273	189.4	1:45.752	10	31.219	190.2	43.953	138.8	35.885	176.8	1:51.057
3	24.606	189.4	44.547	137.6	34.630	189.0	1:43.783	11	24.264	190.6	44.020	138.6	34.453	189.4	1:42.737
4	24.238	190.6	43.878	136.7	34.775	188.2	1:42.891	12	23.981	192.3	43.612	139.9	34.437	189.8	1:42.030
5	24.194	190.2	43.859	137.8	34.639	190.2	1:42.692	13	23.914	192.3	43.523	139.3	34.397	190.2	1:41.834
6	24.273	190.2	43.823	139.7	34.734	189.8	1:42.830	14	23.802	191.0	43.875	139.7	1:37.709		2:45.386 Pit
7	24.027	190.6	43.664	138.6	34.752	188.2	1:42.443	15	42.565	190.6	43.518	139.9	34.517	189.8	2:00.600
8	28.062	182.9	44.171	139.5	34.673	188.2	1:46.906								

43 ROMANOV RUS BMW 320si								I							
1	11:03.434	158.1	49.244	133.9	37.165	186.3	12:29.843	9	24.219	189.4	44.341	138.2	35.105	188.2	1:43.665
2	25.165	187.5	46.944	133.7	35.183	189.4	1:47.292	10	24.178	189.4	44.370	135.3	35.063	187.8	1:43.611
3	24.426	188.6	44.586	134.5	34.944	188.6	1:43.956	11	24.612	188.6	44.234	138.4	34.901	189.8	1:43.747
4	24.647	169.4	44.589	137.8	36.463	176.8	1:45.699	12	24.512	189.0	44.203	138.2	34.995	189.8	1:43.710
5	24.650	187.5	44.462	134.9	35.227	189.4	1:44.339	13	24.532	188.2	44.871	136.7	36.427	190.6	1:45.830
6	24.373	190.2	44.227	134.9	3:52.528		5:01.128 Pit	14	24.722	185.9	44.578	138.8	34.839	188.6	1:44.139
7	29.391	182.9	45.420	137.1	35.497	186.3	1:50.308	15	24.693	191.4	44.123	138.0	34.866	189.0	1:43.682
8	24.458	189.4	45.571	138.0	35.106	189.8	1:45.135								



Weather/Track: Cloud 24° /Dry 22°



Circuit Length - 3.703 kilometres
Okayama

2008 FIA World Touring Car Championship Testing - Sector Analysis Report

Lap S1 Time S1 Spd S2 Time S2 Spd S3 Time S3 Spd Lap Time Pit Lap S1 Time S1 Spd S2 Time S2 Spd S3 Time S3 Spd Lap Time Pit

69 CHOO				SIN				BMW 320si				I					
1	11:36.753	135.5	51.785	122.6	3:08.756		15:37.294	Pit	8	31.979	165.1	48.724	128.2	4:20.698		5:41.401	Pit
2	49.114	131.9	48.857	125.3	38.069	184.4	2:16.040		9	34.077	153.8	46.296	134.9	36.383	185.9	1:56.756	
3	26.435	172.0	46.803	133.3	37.990	181.8	1:51.228		10	26.132	174.0	46.411	134.9	36.190	186.7	1:48.733	
4	26.828	176.1	46.928	134.7	37.275	185.5	1:51.031		11	26.005	167.2	46.962	98.2	37.256	186.7	1:50.223	
5	25.596	179.6	46.647	135.9	37.516	184.8	1:49.759		12	25.246	184.4	45.946	134.9	36.107	184.4	1:47.299	
6	25.580	180.0	48.252	133.9	36.911	192.7	1:50.743										
7	25.680	180.3	46.749	135.3	51.083	74.1	2:03.512										

72 TANIGUCHI				JPN				Honda Accord Euro R				I					
1	11:11.543	183.2	44.494	141.5	3:32.899		15:28.936	Pit	7	24.051	190.2	48.900	94.9	6:24.794		7:37.745	Pit
2	28.477	196.5	42.934	135.3	34.388	192.7	1:45.799		8	29.831	176.8	44.615	121.7	35.398	192.3	1:49.844	
3	25.304	181.8	42.927	138.8	34.729	191.4	1:42.960		9	23.947	191.0	42.630	143.3	34.462	190.6	1:41.039	
4	24.276	192.3	43.181	138.4	34.958	191.0	1:42.415		10	23.729	192.7	43.157	138.6	34.861	189.0	1:41.747	
5	24.180	192.7	43.757	125.3	3:44.647		4:52.584	Pit									
6	29.081	191.0	43.190	140.1	35.095	187.5	1:47.366										

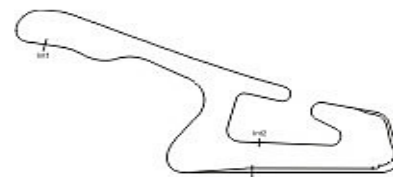
75 MICHELISZ				HUN				SEAT Leon				I					
1							15:52.493	Pit	10	23.739	193.1	43.413	137.1	34.760	189.4	1:41.912	
2		1:16.103	136.3		190.6		1:51.167		11	23.787	189.4	43.213	138.4	34.539	189.4	1:41.539	
3	23.964	188.2	46.398	137.6	34.405	189.4	1:44.767		12	23.933	186.3	43.606	138.2	34.530	188.6	1:42.069	
4	23.794	190.6	43.520	134.3	34.588	189.4	1:41.902		13	23.879	190.2	43.227	138.2	34.478	190.2	1:41.584	
5	23.967	189.0	43.329	136.1	34.389	188.6	1:41.685		14	23.871	189.8	43.592	134.1	35.913	189.4	1:43.376	
6	23.729	190.2	43.244	139.1	34.426	188.2	1:41.399		15	23.972	191.0	44.877	136.9	34.910	189.8	1:43.759	
7	23.846	189.4	43.244	137.8	34.469	188.2	1:41.559		16	23.918	191.4	43.587	138.0	34.882	189.0	1:42.387	
8	24.977	154.1	44.102	137.1	34.864	189.4	1:43.943										
9	23.852	190.2	45.079	139.1	34.844	189.0	1:43.775										

80 ORIDO				JPN				Chevrolet Lacetti				I					
1	10:54.754	178.5	45.808	135.1	36.775	190.2	12:17.337		8	24.017	187.8	42.791	137.8	36.919	168.5	1:43.727	
2	23.806	188.2	43.064	131.3	34.380	189.8	1:41.250		9	24.668	185.5	45.149	136.9	35.739	189.0	1:45.556	
3	23.671	190.2	43.765	137.8	34.599	189.4	1:42.035		10	23.809	189.0	42.965	138.6	34.670	189.4	1:41.444	
4	24.138	191.0	43.945	137.6	1:00.870	135.9	2:08.953		11	24.388	186.7	44.487	136.1	2:50.241		3:59.116	Pit
5	27.032	173.7	50.732	127.6	4:42.313		6:00.077	Pit	12	28.401	188.2	43.669	137.6	34.588	189.0	1:46.658	
6	33.810	171.4	45.010	139.3	34.124	190.6	1:52.944		13	23.699	190.6	42.834	138.8	35.191	187.1	1:41.724	
7	23.641	189.4	42.606	138.2	34.359	188.2	1:40.606										

81 KANO				JPN				BMW 320i				I					
1	11:24.023	157.6	51.722	128.2	37.222	182.1	12:52.967		9	24.619	185.5	44.292	131.9	34.983	185.1	1:43.894	
2	25.459	181.4	45.806	128.3	35.544	184.4	1:46.809		10	24.430	184.8	44.013	134.7	34.725	185.9	1:43.168	
3	24.653	179.2	44.861	134.1	35.221	182.5	1:44.735		11	24.255	186.3	44.125	134.3	34.674	186.3	1:43.054	
4	24.599	184.0	44.476	135.5	34.999	184.4	1:44.074		12	24.409	182.1	44.668	132.5	37.254	185.9	1:46.331	
5	24.422	184.8	45.492	133.1	4:51.189		6:01.103	Pit	13	24.243	185.9	44.210	134.9	34.769	186.7	1:43.222	
6	30.012	181.4	44.928	133.9	35.237	185.5	1:50.177		14	24.850	185.5	44.950	135.7	35.013	186.3	1:44.813	
7	24.664	185.5	44.491	134.1	34.859	185.5	1:44.014		15	24.510	185.1	45.218	134.5	35.548	183.6	1:45.276	
8	24.358	186.7	44.026	133.9	34.889	185.1	1:43.273										



Weather/Track: Cloud 24°/Dry 22°



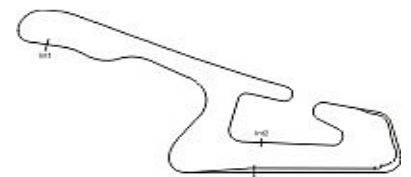
Circuit Length - 3.703 kilometres
Okayama

2008 FIA World Touring Car Championship Testing - Sector Analysis Report

Lap	S1 Time	S1 Spd	S2 Time	S2 Spd	S3 Time	S3 Spd	Lap Time	Pit	Lap	S1 Time	S1 Spd	S2 Time	S2 Spd	S3 Time	S3 Spd	Lap Time	Pit									
88 MARSH									HKG BMW 320si									I								
1	11:19.332	141.0	54.221	110.2	2:25.909		14:39.462	Pit	9	29.017	174.7	44.602	139.1	35.252	187.8	1:48.871										
2	30.329	161.0	46.241	135.5	35.867	184.0	1:52.437		10	24.241	188.6	44.067	139.3	35.146	186.3	1:43.454										
3	24.818	177.1	44.969	137.6	35.718	188.6	1:45.505		11	24.188	189.4	57.752	139.7	35.323	187.1	1:57.263										
4	24.550	178.2	44.717	138.4	34.646	190.6	1:43.913		12	24.113	189.4	43.987	136.9	35.859	189.4	1:43.959										
5	24.269	186.7	44.016	138.4	35.158	187.8	1:43.443		13	24.639	190.2	49.430	135.7	35.689	188.6	1:49.758										
6	24.367	186.7	44.055	133.5	34.913	187.5	1:43.335		14	24.735	189.4	45.138	138.6	35.208	189.0	1:45.081										
7	24.212	187.1	44.059	138.6	34.946	188.2	1:43.217		15	24.351	188.2	44.590	130.8	38.346	184.4	1:47.287										
8	24.226	189.0	43.940	139.5	2:35.995		3:44.161	Pit																		



Weather/Track: Cloud 24° /Dry 22°



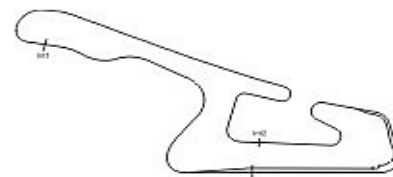
Circuit Length - 3.703 kilometres
Okayama

2008 FIA World Touring Car Championship Testing - Best Sector Speeds Report

SECTOR 1				SECTOR 2				SECTOR 3				
POS	NO	NAME	SPEED	LAP	NO	NAME	SPEED	LAP	NO	NAME	SPEED	LAP
1	15	THOMPSON	196.9	10	15	THOMPSON	145.8	10	17	AOKI	195.2	12
2	10	RYDELL	196.5	5	12	MULLER	145.3	7	10	RYDELL	194.8	11
3	18	MONTEIRO	196.5	14	9	GENE	144.2	12	11	TARQUINI	194.3	4
4	72	TANIGUCHI	196.5	2	72	TANIGUCHI	143.3	9	15	THOMPSON	194.3	9
5	9	GENE	195.6	4	18	MONTEIRO	142.8	2	18	MONTEIRO	194.3	11
6	11	TARQUINI	195.6	8	1	PRIAULX	142.4	14	3	FARFUS	193.9	13
7	12	MULLER	195.6	7	10	RYDELL	142.4	12	1	PRIAULX	193.1	14
8	17	AOKI	195.2	11	11	TARQUINI	142.4	12	9	GENE	193.1	6
9	5	PORTEIRO	193.9	6	3	FARFUS	141.7	13	12	MULLER	193.1	10
10	7	HUFF	193.9	5	5	PORTEIRO	141.2	12	2	MULLER	192.7	2
11	2	MULLER	193.5	14	20	CORONEL	141.0	1	69	CHOO	192.7	6
12	3	FARFUS	193.5	14	2	MULLER	140.8	14	72	TANIGUCHI	192.7	2
13	4	ZANARDI	193.5	5	17	AOKI	140.8	7	4	ZANARDI	192.3	2
14	31	HERNANDEZ	193.5	6	29	VAN LAGEN	140.8	3	5	PORTEIRO	192.3	1
15	26	D'ASTE	193.1	2	7	HUFF	140.6	12	31	HERNANDEZ	192.3	12
16	75	MICHELISZ	193.1	10	26	D'ASTE	140.6	3	8	MENU	191.8	10
17	8	MENU	192.7	11	31	HERNANDEZ	140.6	11	7	HUFF	191.0	5
18	1	PRIAULX	192.3	11	4	ZANARDI	140.4	14	26	D'ASTE	191.0	1
19	13	OKYAY	192.3	5	8	MENU	140.4	12	13	OKYAY	190.6	1
20	29	VAN LAGEN	192.3	4	42	ENGSTLER	140.1	9	20	CORONEL	190.6	10
21	42	ENGSTLER	192.3	12	28	SHAPOVALOV	139.7	14	43	ROMANOV	190.6	13
22	20	CORONEL	191.8	10	88	MARSH	139.7	11	75	MICHELISZ	190.6	2
23	43	ROMANOV	191.4	15	6	LARINI	139.5	11	80	ORIDO	190.6	6
24	28	SHAPOVALOV	191.0	14	80	ORIDO	139.3	6	88	MARSH	190.6	4
25	80	ORIDO	191.0	4	75	MICHELISZ	139.1	6	29	VAN LAGEN	190.2	3
26	6	LARINI	190.6	11	13	OKYAY	138.8	5	42	ENGSTLER	190.2	5
27	88	MARSH	190.2	13	43	ROMANOV	138.8	14	6	LARINI	189.8	9
28	27	LADYGIN	189.8	14	27	LADYGIN	138.0	14	28	SHAPOVALOV	189.4	10
29	81	KANO	186.7	8	69	CHOO	135.9	5	81	KANO	186.7	13
30	69	CHOO	184.4	12	81	KANO	135.7	14	27	LADYGIN	186.3	12



Weather/Track: Cloud 24° /Dry 22°



Circuit Length - 3.703 kilometres
Okayama

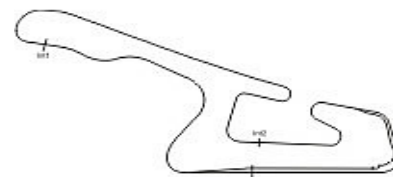
2008 FIA World Touring Car Championship Testing - Best Sector Times Report

POS	NO	SECTOR 1			SECTOR 2			SECTOR 3			NAME	IDEAL/BEST LAP COMPARISON			
		TIME	LAP	NO	TIME	LAP	NO	TIME	LAP	NO		IDEAL	BEST	LAP	DIFF
1	3	23.133	13	11	41.857	11	1	33.183	14	3	FARFUS	1:38.371	1:38.371	13	+ 0.000
2	20	23.168	10	10	41.862	12	3	33.371	13	1	PRIAULX	1:38.430	1:38.503	14	+ 0.073
3	1	23.211	15	3	41.867	13	11	33.393	11	11	TARQUINI	1:38.525	1:38.525	11	+ 0.000
4	12	23.223	7	15	41.921	10	10	33.519	12	10	RYDELL	1:38.674	1:38.681	12	+ 0.007
5	7	23.248	12	12	41.935	7	2	33.521	13	12	MULLER	1:38.686	1:38.686	7	+ 0.000
6	8	23.267	11	8	41.943	11	12	33.528	7	8	MENU	1:38.823	1:38.823	11	+ 0.000
7	11	23.275	11	9	41.990	12	7	33.611	11	15	THOMPSON	1:39.083	1:39.083	10	+ 0.000
8	10	23.293	13	1	42.036	14	8	33.613	11	2	MULLER	1:39.123	1:39.178	13	+ 0.055
9	18	23.294	13	5	42.168	13	5	33.674	12	5	PORTEIRO	1:39.149	1:39.369	13	+ 0.220
10	5	23.307	13	18	42.223	13	20	33.702	10	7	HUFF	1:39.193	1:39.330	12	+ 0.137
11	15	23.321	10	2	42.260	13	18	33.707	2	18	MONTEIRO	1:39.224	1:39.360	13	+ 0.136
12	6	23.337	10	7	42.334	12	31	33.708	11	9	GENE	1:39.288	1:39.714	12	+ 0.426
13	2	23.342	14	31	42.395	12	6	33.758	10	20	CORONEL	1:39.387	1:39.444	10	+ 0.057
14	9	23.360	12	26	42.495	11	15	33.841	10	31	HERNANDEZ	1:39.511	1:39.699	12	+ 0.188
15	31	23.408	13	20	42.517	3	4	33.871	14	6	LARINI	1:39.616	1:39.616	10	+ 0.000
16	17	23.451	4	6	42.521	10	9	33.938	13	26	D'ASTE	1:39.946	1:39.985	3	+ 0.039
17	26	23.455	3	80	42.606	7	17	33.989	3	4	ZANARDI	1:40.026	1:40.077	14	+ 0.051
18	4	23.489	9	72	42.630	9	26	33.996	3	80	ORIDO	1:40.371	1:40.606	7	+ 0.235
19	80	23.641	7	4	42.666	14	80	34.124	6	17	AOKI	1:40.419	1:40.905	10	+ 0.486
20	29	23.727	11	17	42.979	12	13	34.281	9	72	TANIGUCHI	1:40.747	1:41.039	9	+ 0.292
21	72	23.729	10	29	42.981	9	29	34.290	3	29	VAN LAGEN	1:40.998	1:41.167	12	+ 0.169
22	75	23.729	6	13	43.164	14	72	34.388	2	75	MICHELISZ	1:41.331	1:41.399	6	+ 0.068
23	42	23.802	14	75	43.213	11	75	34.389	5	13	OKYAY	1:41.479	1:41.628	9	+ 0.149
24	13	24.034	5	42	43.518	15	42	34.397	13	42	ENGSTLER	1:41.717	1:41.834	13	+ 0.117
25	28	24.065	14	28	43.553	3	88	34.646	4	28	SHAPOVALO	1:42.335	1:42.483	3	+ 0.148
26	88	24.113	12	27	43.815	12	27	34.662	3	27	LADYGIN	1:42.645	1:43.069	4	+ 0.424
27	27	24.168	14	88	43.940	8	81	34.674	11	88	MARSH	1:42.699	1:43.217	7	+ 0.518
28	43	24.178	10	81	44.013	10	28	34.717	3	81	KANO	1:42.930	1:43.054	11	+ 0.124
29	81	24.243	13	43	44.123	15	43	34.839	14	43	ROMANOV	1:43.140	1:43.611	10	+ 0.471
30	69	25.246	12	69	45.946	12	69	36.107	12	69	CHOO	1:47.299	1:47.299	12	+ 0.000

'Perfect Lap' - 1:38.173



Weather/Track: Cloud 24° /Dry 22°



Circuit Length - 3.703 kilometres
Okayama

2008 FIA World Touring Car Championship

FREE PRACTICE 1

POS	NO	CL	DRIVER	NAT	CAR	TIME	LAPS	GAP	KPH
1	3		Augusto FARFUS	BRA	BMW 320si	1:37.260	12		137.06
2	2		Jorg MULLER	GER	BMW 320si	1:38.001	15	0.741	136.02
3	15		James THOMPSON	GBR	Honda Accord Euro R	1:38.040	9	0.780	135.97
4	10		Rickard RYDELL	SWE	SEAT Leon TDI	1:38.192	11	0.932	135.76
5	7		Robert HUFF	GBR	Chevrolet Lacetti	1:38.276	7	1.016	135.64
6	31	I	Sergio HERNANDEZ	ESP	BMW 320si	1:38.333	12	1.073	135.56
7	11		Gabriele TARQUINI	ITA	SEAT Leon TDI	1:38.362	9	1.102	135.52
8	12		Yvan MULLER	FRA	SEAT Leon TDI	1:38.374	11	1.114	135.51
9	1		Andy PRIAULX	GBR	BMW 320si	1:38.398	12	1.138	135.47
10	8		Alain MENU	SUI	Chevrolet Lacetti	1:38.435	4	1.175	135.42
11	4		Alessandro ZANARDI	ITA	BMW 320si	1:38.553	13	1.293	135.26
12	17	I	Takayuki AOKI	JPN	BMW 320si	1:38.599	12	1.339	135.20
13	26	I	Stefano D'ASTE	ITA	BMW 320si	1:38.606	12	1.346	135.19
14	9		Jordi GENE	ESP	SEAT Leon TDI	1:38.629	10	1.369	135.16
15	18		Tiago MONTEIRO	POR	SEAT Leon TDI	1:38.660	12	1.400	135.11
16	42	I	Franz ENGSTLER	GER	BMW 320si	1:38.663	14	1.403	135.11
17	5		Felix PORTEIRO	ESP	BMW 320si	1:38.860	13	1.600	134.84
18	75	I	Norbert MICHELISZ	HUN	SEAT Leon	1:39.384	14	2.124	134.13
19	20		Tom CORONEL	NED	SEAT Leon	1:39.461	11	2.201	134.03
20	6		Nicola LARINI	ITA	Chevrolet Lacetti	1:39.476	7	2.216	134.01
21	80		Manabu ORIDO	JPN	Chevrolet Lacetti	1:39.573	13	2.313	133.88
22	13	I	Ibrahim OKYAY	TUR	BMW 320si	1:40.378	14	3.118	132.80
23	72		Yukinori TANIGUCHI	JPN	Honda Accord Euro R	1:40.610	13	3.350	132.50
24	88	I	Matthew MARSH	HKG	BMW 320si	1:40.760	15	3.500	132.30
25	43	I	Andrey ROMANOV	RUS	BMW 320si	1:40.913	14	3.653	132.10
26	27	I	Kirill LADYGIN	RUS	Lada 110	1:40.970	9	3.710	132.02
27	81	I	Masaki KANO	JPN	BMW 320i	1:42.641	15	5.381	129.87
28	69	I	Melvin CHOO	SIN	BMW 320si	1:44.347	3	7.087	127.75
29	28	I	Viktor SHAPOVALOV	RUS	Lada 110	14:06.441	1	12:29.181	15.74

Car 29 completed 1 lap into the pits
Weather/Track: Overcast 12°/Dry 17°

Okayama
Circuit Length = 3.7030 km.
Start: 09:30 End: 10:00

Race Director:	Steward:	Timekeeper:
----------------	----------	-------------

2008 FIA World Touring Car Championship

Free Practice 1 - Sector Analysis Report

Lap S1 Time S1 Spd S2 Time S2 Spd S3 Time S3 Spd Lap Time Pit Lap S1 Time S1 Spd S2 Time S2 Spd S3 Time S3 Spd Lap Time Pit

1 PRIAULX GBR BMW 320si															
1	12:28.808	173.0	45.116	141.5	33.828	192.7	13:47.752	8	27.578	192.3	42.689	142.4	33.435	192.7	1:43.702
2	23.173	193.9	41.868	143.3	33.357	193.9	1:38.398	9	23.712	188.6	42.217	141.0	33.652	192.7	1:39.581
3	23.262	193.5	42.221	142.8	33.364	191.8	1:38.847	10	23.356	193.1	43.284	128.5	2:48.429		3:55.069 Pit
4	24.597	189.4	42.472	141.9	33.560	192.3	1:40.629	11	31.692	186.7	43.322	142.4	33.624	192.7	1:48.638
5	23.963	163.6	42.604	136.9	33.721	192.7	1:40.288	12	23.485	191.4	42.261	142.4	33.761	192.7	1:39.507
6	23.403	193.5	41.993	141.5	33.778	192.3	1:39.174								
7	23.409	195.6	42.334	141.7	3:50.722		4:56.465 Pit								

2 MULLER GER BMW 320si															
1	10:52.552	166.6	44.390	119.8	34.927	193.9	12:11.869	9	23.791	192.3	43.611	139.3	35.196	188.2	1:42.598
2	23.501	190.6	41.940	142.8	32.943	194.3	1:38.384	10	23.741	192.3	43.007	139.9	2:13.097		3:19.845 Pit
3	22.977	194.8	41.906	142.6	33.118	194.8	1:38.001	11	27.673	192.7	42.408	140.6	40.327	193.5	1:50.408
4	23.327	192.7	43.441	141.7	2:52.752		3:59.520 Pit	12	23.238	193.5	42.121	141.9	33.651	191.4	1:39.010
5	30.242	189.0	42.353	142.4	33.398	192.7	1:45.993	13	23.369	194.8	42.219	141.9	33.599	193.5	1:39.187
6	23.232	192.7	42.279	142.6	33.290	192.3	1:38.801	14	23.739	192.3	42.457	141.2	33.622	192.3	1:39.818
7	23.197	192.3	42.098	140.8	33.347	192.7	1:38.642	15	23.312	192.3	42.067	141.5	33.480	191.4	1:38.859
8	23.213	192.7	41.899	140.8	33.299	191.8	1:38.411								

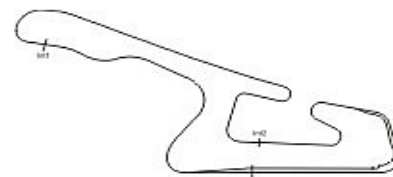
3 FARFUS BRA BMW 320si															
1	12:11.426	183.6	44.689	138.2	34.274	193.1	13:30.389	8	23.156	193.9	41.786	141.2	33.306	192.7	1:38.248
2	23.108	194.3	41.549	143.3	32.883	193.5	1:37.540	9	23.249	194.8	41.762	142.1	3:20.353		4:25.364 Pit
3	22.912	193.9	41.313	142.6	33.035	193.1	1:37.260	10	32.969	171.1	45.382	139.3	33.777	192.3	1:52.128
4	24.618	173.4	44.027	113.2	3:38.273		4:46.918 Pit	11	23.374	192.7	42.130	141.5	33.202	193.5	1:38.706
5	29.220	165.7	44.273	138.8	33.499	193.1	1:46.992	12	23.160	194.3	41.956	141.2	33.459	193.5	1:38.575
6	23.234	192.7	41.766	139.3	33.082	192.3	1:38.082								
7	23.523	187.8	41.878	142.1	33.301	192.7	1:38.702								

4 ZANARDI ITA BMW 320si															
1	10:46.060	149.0	47.675	137.6	35.473	192.7	12:09.208	8	23.187	194.8	42.062	141.5	33.304	193.9	1:38.553
2	23.470	193.9	42.690	141.9	33.413	194.3	1:39.573	9	23.763	191.4	44.136	96.0	3:35.083		4:42.982 Pit
3	23.095	195.2	42.380	141.5	33.448	193.9	1:38.923	10	30.606	159.2	52.468	70.9	38.263	192.3	2:01.337
4	23.191	195.2	42.130	142.8	33.371	193.5	1:38.692	11	23.597	191.8	42.246	142.6	33.722	193.1	1:39.565
5	25.018	174.0	45.788	136.1	3:08.308		4:19.114 Pit	12	23.638	192.3	42.310	140.6	33.695	193.5	1:39.643
6	32.777	128.2	48.460	138.6	34.025	193.9	1:55.262	13	23.457	193.5	42.440	141.7	33.748	192.7	1:39.645
7	23.406	194.3	42.088	141.5	33.259	194.3	1:38.753								

5 PORTEIRO ESP BMW 320si															
1	10:53.754	134.1	59.475	112.2	35.696	191.0	12:28.925	8	23.383	192.3	42.430	140.8	33.761	191.8	1:39.574
2	23.353	193.9	42.255	142.4	33.276	193.9	1:38.884	9	23.727	193.1	42.448	141.0	33.857	192.3	1:40.032
3	23.162	194.3	42.417	143.0	34.314	193.5	1:39.893	10	23.475	193.1	42.658	140.6	33.890	191.0	1:40.023
4	23.139	193.1	42.033	141.5	33.688	192.3	1:38.860	11	23.573	192.7	42.687	140.4	2:38.919		3:45.179 Pit
5	23.384	193.5	42.194	142.6	34.201	182.9	1:39.779	12	28.643	190.6	42.701	139.3	33.959	193.1	1:45.303
6	23.418	195.6	42.712	143.0	4:36.735		5:42.865 Pit	13	23.554	190.6	42.527	136.3	34.111	191.8	1:40.192
7	30.640	135.3	45.967	138.4	34.263	190.2	1:50.870								



Weather/Track: Overcast 12° / Dry 17°



Circuit Length - 3.703 kilometres
Okayama

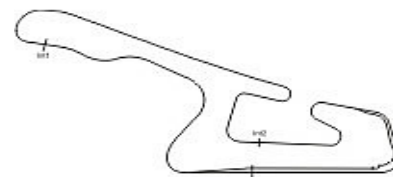
2008 FIA World Touring Car Championship

Free Practice 1 - Sector Analysis Report

Lap	S1 Time	S1 Spd	S2 Time	S2 Spd	S3 Time	S3 Spd	Lap Time	Pit	Lap	S1 Time	S1 Spd	S2 Time	S2 Spd	S3 Time	S3 Spd	Lap Time	Pit
6 LARINI									ITA Chevrolet Lacetti								
1	21:15.406	176.4	45.453	136.5	34.533	191.4	22:35.392		5	23.475	191.8	42.380	140.6	5:30.766		6:36.621	Pit
2	23.406	192.3	42.142	135.3	36.239	191.4	1:41.787		6	28.253	190.6	43.957	137.4	34.149	189.8	1:46.359	
3	25.302	163.9	45.283	138.2	34.439	191.0	1:45.024		7	23.685	189.4	42.879	138.0	33.713	189.4	1:40.277	
4	23.554	191.4	42.290	139.7	33.632	190.6	1:39.476										
7 HUFF									GBR Chevrolet Lacetti								
1	21:51.516	175.0	44.469	139.1	33.828	191.4	23:09.813		5	23.534	191.8	50.124	133.5	36.214	192.3	1:49.872	
2	23.096	193.9	41.875	140.6	33.305	191.4	1:38.276		6	23.671	192.7	44.363	110.0	36.655	191.0	1:44.689	
3	25.116	164.5	47.618	134.9	6:49.845		8:02.579	Pit	7	23.420	192.3	42.427	140.6	33.758	191.4	1:39.605	
4	28.967	170.4	44.790	140.4	34.959	190.6	1:48.716										
8 MENU									SUI Chevrolet Lacetti								
1	21:50.125	185.1	44.304	139.5	33.836	191.0	23:08.265		4	30.997	182.9	49.630	139.3	34.413	191.0	1:55.040	
2	23.266	191.8	41.887	141.5	33.282	192.3	1:38.435										
3	25.498	167.2	47.247	135.1	4:49.084		6:01.829	Pit									
9 GENE									ESP SEAT Leon TDI								
1	10:44.003	169.8	47.183	121.1	35.281	193.9	12:06.467		7	23.749	183.2	45.368	142.8	6:00.734		7:09.851	Pit
2	23.392	196.0	41.968	144.9	33.436	194.8	1:38.796		8	31.241	176.4	45.743	138.4	35.001	193.5	1:51.985	
3	23.342	195.6	42.015	143.3	33.491	194.3	1:38.848		9	23.502	194.8	42.419	142.8	33.761	192.7	1:39.682	
4	24.101	183.2	49.975	138.4	6:37.557		7:51.633	Pit	10	23.431	194.3	42.359	143.0	33.891	193.5	1:39.681	
5	33.057	172.7	47.456	138.4	34.604	193.5	1:55.117										
6	23.314	194.3	41.799	142.1	33.516	192.7	1:38.629										
10 RYDELL									SWE SEAT Leon TDI								
1	10:42.447	161.5	46.785	123.1	34.981	195.6	12:04.213		7	23.359	195.6	42.180	142.1	33.778	193.1	1:39.317	
2	23.237	196.9	41.841	143.7	33.114	194.8	1:38.192		8	23.380	195.2	43.643	139.9	5:02.707		6:09.730	Pit
3	23.389	197.3	41.956	142.6	34.184	189.0	1:39.529		9	36.257	136.9	47.649	137.6	35.370	193.1	1:59.276	
4	24.396	188.6	43.992	140.6	5:38.804		6:47.192	Pit	10	23.693	193.9	42.504	142.1	33.807	194.3	1:40.004	
5	32.066	180.0	47.694	133.5	34.886	194.8	1:54.646		11	23.457	195.2	42.249	141.2	33.841	195.2	1:39.547	
6	23.746	193.9	42.202	143.0	33.840	193.5	1:39.788										
11 TARQUINI									ITA SEAT Leon TDI								
1	14:45.411	133.9	57.858	86.9	37.059	194.3	16:20.328		6	23.514	154.1	50.108	109.7	5:10.264		6:23.886	Pit
2	23.372	197.3	50.992	136.3	34.700	194.3	1:49.064		7	31.969	135.9	50.498	102.8	37.017	193.1	1:59.484	
3	25.583	134.7	51.907	106.0	5:05.381		6:22.871	Pit	8	23.730	193.5	49.829	131.0	34.909	194.8	1:48.468	
4	32.906	128.2	46.939	137.6	34.279	193.1	1:54.124		9	23.368	195.2	41.882	143.7	33.476	195.2	1:38.726	
5	23.206	194.8	41.819	143.5	33.337	194.8	1:38.362										



Weather/Track: Overcast 12° / Dry 17°



Circuit Length - 3.703 kilometres
Okayama

2008 FIA World Touring Car Championship

Free Practice 1 - Sector Analysis Report

Lap S1 Time S1 Spd S2 Time S2 Spd S3 Time S3 Spd Lap Time Pit Lap S1 Time S1 Spd S2 Time S2 Spd S3 Time S3 Spd Lap Time Pit

12 MULLER						FRA		SEAT Leon TDI							
1	11:50.204	149.0	49.657	135.1	34.666	194.3	13:14.527	7	23.844	185.9	42.973	142.4	34.475	193.5	1:41.292
2	23.144	195.2	41.776	143.3	33.454	193.5	1:38.374	8	23.622	192.7	42.407	141.5	33.918	193.9	1:39.947
3	23.190	195.2	41.960	143.7	33.809	192.7	1:38.959	9	23.475	194.3	42.589	141.5	34.172	191.8	1:40.236
4	25.181	164.2	46.371	136.7	7:58.867		9:10.419 Pit	10	25.556	151.0	47.825	136.5	3:29.532		4:42.913 Pit
5	34.099	144.9	48.925	128.5	38.560	185.9	2:01.584	11	28.372	192.7	43.017	141.5	33.932	193.1	1:45.321
6	23.847	186.7	42.721	140.1	33.914	185.5	1:40.482								

13 OKYAY						TUR		BMW 320si						I	
1	11:07.744	123.1	52.657	128.0	35.655	191.4	12:36.056	9	23.927	189.8	42.996	140.8	34.406	189.0	1:41.329
2	23.595	192.3	42.910	138.2	33.873	191.4	1:40.378	10	24.043	191.0	43.289	139.7	34.217	188.6	1:41.549
3	24.131	190.2	43.242	140.4	34.420	193.1	1:41.793	11	24.035	188.6	42.993	139.5	34.399	189.0	1:41.427
4	23.648	193.5	42.978	140.6	33.998	191.8	1:40.624	12	23.894	190.2	43.273	138.8	34.380	189.4	1:41.547
5	23.735	190.6	43.752	138.0	2:49.435		3:56.922 Pit	13	23.877	190.2	43.447	138.0	34.220	189.0	1:41.544
6	38.825	187.1	43.723	136.5	35.824	159.8	1:58.372	14	23.862	190.2	43.325	136.5	34.483	189.0	1:41.670
7	1:20.013	120.0	45.786	139.1	2:49.080		4:54.879 Pit								
8	30.158	186.3	42.989	139.5	34.075	190.2	1:47.222								

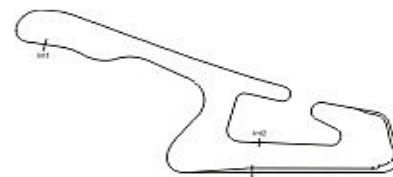
15 THOMPSON						GBR		Honda Accord Euro R							
1	13:32.154	156.5	50.277	123.4	35.767	196.9	14:58.198	6	23.386	197.3	42.017	143.7	33.514	194.3	1:38.917
2	25.127	151.5	49.144	77.1	36.083	197.3	1:50.354	7	26.596	166.6	44.743	140.1	4:18.808		5:30.147 Pit
3	23.381	198.6	42.130	143.7	33.537	194.8	1:39.048	8	32.743	167.5	46.988	139.7	34.213	195.6	1:53.944
4	25.079	184.4	44.790	142.1	4:18.847		5:28.716 Pit	9	23.272	196.0	41.543	144.2	33.225	196.5	1:38.040
5	36.868	182.1	45.266	143.3	34.083	196.0	1:56.217								

17 AOKI						JPN		BMW 320si						I	
1	11:18.380	155.4	54.550	120.3	35.729	193.9	12:48.659	8	28.610	189.8	42.696	141.9	33.945	191.8	1:45.251
2	23.491	194.3	42.350	142.4	33.333	193.9	1:39.174	9	23.433	192.3	42.192	142.6	33.625	193.9	1:39.250
3	23.715	191.8	43.742	135.9	4:44.152		5:51.609 Pit	10	23.289	194.8	42.508	142.4	33.641	193.9	1:39.438
4	31.915	191.0	42.715	139.5	33.525	193.9	1:48.155	11	23.320	193.5	42.230	142.6	33.575	194.8	1:39.125
5	23.272	195.2	42.131	144.0	33.606	193.9	1:39.009	12	23.210	194.8	42.409	142.8	33.661	194.8	1:39.280
6	23.209	194.3	41.991	142.8	33.399	194.8	1:38.599								
7	23.618	192.7	42.607	142.4	3:28.179		4:34.404 Pit								

18 MONTEIRO						POR		SEAT Leon TDI							
1	10:40.571	165.7	45.673	140.1	34.484	192.3	12:00.728	8	23.421	196.5	43.541	139.1	3:01.040		4:08.002 Pit
2	23.612	196.5	42.120	144.0	33.352	194.8	1:39.084	9	34.032	169.4	45.204	138.0	34.999	193.1	1:54.235
3	23.230	195.2	42.003	142.1	33.427	193.5	1:38.660	10	23.527	195.2	42.298	140.4	33.775	193.1	1:39.600
4	23.398	194.8	44.086	136.3	5:41.854		6:49.338 Pit	11	23.696	193.1	42.413	143.0	33.926	193.5	1:40.035
5	29.042	180.7	44.611	139.3	34.458	193.9	1:48.111	12	23.507	193.9	42.604	143.0	34.052	194.3	1:40.163
6	24.675	191.8	42.764	141.9	33.789	193.1	1:41.228								
7	23.357	196.5	42.144	142.6	33.712	192.7	1:39.213								



Weather/Track: Overcast 12° /Dry 17°



Circuit Length - 3.703 kilometres
Okayama

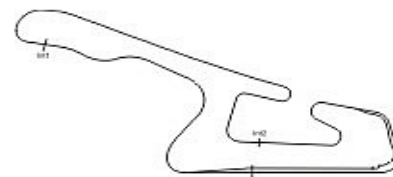
2008 FIA World Touring Car Championship

Free Practice 1 - Sector Analysis Report

Lap	S1 Time	S1 Spd	S2 Time	S2 Spd	S3 Time	S3 Spd	Lap Time	Pit	Lap	S1 Time	S1 Spd	S2 Time	S2 Spd	S3 Time	S3 Spd	Lap Time	Pit
20 CORONEL NED SEAT Leon																	
1	11:16.220	125.1	54.884	131.1	36.566	189.8	12:47.670		7	23.304	191.4	42.452	141.5	33.705	188.2	1:39.461	
2	25.407	119.3	1:01.254		39.328	190.6	2:05.989		8	23.362	190.6	42.443	141.7	33.823	189.0	1:39.628	
3	23.567	192.3	42.443	141.0	33.846	189.4	1:39.856		9	23.353	190.6	42.520	137.4	34.281	189.4	1:40.154	
4	24.356	178.2	45.051	136.7	34.414	166.6	1:43.821		10	23.528	190.2	42.424	141.7	34.119	188.6	1:40.071	
5	28.830	132.5	53.142	139.7	6:29.405		7:51.377	Pit	11	23.550	191.8	42.722	140.6	34.044	189.8	1:40.316	
6	32.034	147.7	49.138	136.5	35.549	190.6	1:56.721										
26 D'ASTE ITA BMW 320si																	
1	10:53.143	156.7	44.600	129.1	35.997	192.7	12:13.740		8	23.877	183.2	51.730	118.1	35.014	189.0	1:50.621	
2	23.182	193.5	42.133	139.1	33.291	192.3	1:38.606		9	23.886	186.7	44.209	106.2	2:49.640		3:57.735	Pit
3	23.232	193.1	42.093	141.7	33.560	192.7	1:38.885		10	30.637	180.3	43.671	138.6	34.100	190.2	1:48.408	
4	23.304	193.9	41.970	140.8	33.617	190.6	1:38.891		11	23.625	190.6	42.182	140.6	33.923	190.2	1:39.730	
5	23.301	193.1	42.651	139.5	2:55.147		4:01.099	Pit	12	23.463	192.7	42.244	140.8	33.990	189.8	1:39.697	
6	29.196	175.0	48.006	126.5	34.501	191.0	1:51.703										
7	23.594	190.2	42.191	141.0	33.565	190.2	1:39.350										
27 LADYGIN RUS Lada 110																	
1	12:09.449	179.6	47.400	136.1	35.104	185.5	13:31.953		6	23.894	189.0	43.211	138.8	34.520	182.5	1:41.625	
2	24.240	188.2	43.160	138.2	34.136	183.6	1:41.536		7	24.019	189.8	43.252	138.4	34.306	184.8	1:41.577	
3	23.781	189.4	43.495	138.4	34.144	185.9	1:41.420		8	25.099	182.5	43.156	138.2	34.693	184.4	1:42.948	
4	23.967	191.0	43.051	138.6	33.952	185.5	1:40.970		9	25.168	188.6	43.288	137.8	34.681	183.6	1:43.137	
5	24.704	188.2	43.644	138.0	34.546	183.2	1:42.894										
28 SHAPOVALOV RUS Lada 110																	
1	12:47.625	167.2	44.423	138.2	34.393	189.0	14:06.441										
31 HERNANDEZ ESP BMW 320si																	
1	11:06.927	119.8	52.576	116.2	34.835	192.3	12:34.338		8	23.258	193.5	41.837	143.0	33.420	193.1	1:38.515	
2	23.401	193.9	42.073	143.5	33.201	193.9	1:38.675		9	23.256	193.9	42.012	143.5	33.673	193.1	1:38.941	
3	23.158	193.9	41.963	141.5	33.212	193.9	1:38.333		10	23.574	191.0	42.753	142.4	4:13.485		5:19.812	Pit
4	25.119	133.7	47.193	143.7	33.528	193.1	1:45.840		11	31.686	170.7	46.100	142.6	36.221	193.1	1:54.007	
5	26.419	168.8	44.150	143.7	4:17.748		5:28.317	Pit	12	23.354	191.0	42.319	141.7	33.518	194.3	1:39.191	
6	32.547	147.0	47.053	142.8	33.537	192.3	1:53.137										
7	23.334	193.1	42.056	141.0	33.402	192.7	1:38.792										
42 ENGSTLER GER BMW 320si																	
1	12:20.246	172.4	48.622	116.5	40.429	120.4	13:49.297		9	23.336	191.8	42.705	141.7	2:11.291		3:17.332	Pit
2	30.149	185.9	44.129	140.4	34.112	195.2	1:48.390		10	29.818	189.0	42.642	139.9	33.969	191.4	1:46.429	
3	23.339	192.7	42.045	141.0	33.279	192.3	1:38.663		11	23.417	190.6	42.309	142.1	33.649	193.1	1:39.375	
4	24.339	190.2	43.614	142.1	33.916	192.3	1:41.869		12	23.505	192.3	42.529	141.0	1:15.745		2:21.779	Pit
5	23.267	191.4	42.099	142.4	33.761	191.4	1:39.127		13	37.686	146.5	44.483	141.2	34.131	192.7	1:56.300	
6	23.608	191.8	42.369	142.8	3:42.685		4:48.662	Pit	14	23.546	192.3	42.410	138.6	33.822	193.1	1:39.778	
7	28.577	190.6	42.967	140.6	34.073	191.4	1:45.617										
8	23.412	193.5	42.372	142.8	33.694	192.3	1:39.478										



Weather/Track: Overcast 12° / Dry 17°



Circuit Length - 3.703 kilometres
Okayama

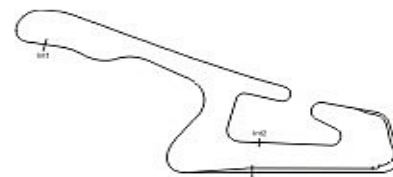
2008 FIA World Touring Car Championship

Free Practice 1 - Sector Analysis Report

Lap	S1 Time	S1 Spd	S2 Time	S2 Spd	S3 Time	S3 Spd	Lap Time	Pit	Lap	S1 Time	S1 Spd	S2 Time	S2 Spd	S3 Time	S3 Spd	Lap Time	Pit
43 ROMANOV RUS BMW 320si I																	
1	10:54.317	151.2	48.158	134.7	34.883	191.8	12:17.358		9	31.889	170.4	44.475	138.4	35.301	188.6	1:51.665	
2	24.056	192.7	43.340	142.1	33.798	193.5	1:41.194		10	24.059	192.3	44.558	140.8	34.550	188.2	1:43.167	
3	23.670	191.8	42.992	140.4	36.542	193.1	1:43.204		11	23.860	190.2	44.050	138.6	1:44.180		2:52.090	Pit
4	23.635	191.8	43.406	141.2	33.872	193.1	1:40.913		12	29.657	190.2	43.179	140.1	36.377	191.0	1:49.213	
5	24.070	191.4	43.170	142.4	34.446	192.3	1:41.686		13	24.232	176.8	43.742	137.8	34.992	187.5	1:42.966	
6	23.947	187.1	43.442	141.0	35.598	191.4	1:42.987		14	24.276	188.6	43.413	139.9	34.745	185.1	1:42.434	
7	23.790	191.8	43.108	140.6	34.541	187.1	1:41.439										
8	23.718	191.8	42.915	141.0	3:48.247		4:54.880	Pit									
69 CHOO SIN BMW 320si I																	
1	11:20.766	142.6	53.718	98.0	38.647	186.7	12:53.131		3	24.163	189.0	44.920	135.7	35.264	187.5	1:44.347	
2	25.611	182.5	45.697	134.1	35.675	189.0	1:46.983										
72 TANIGUCHI JPN Honda Accord Euro R																	
1	10:58.007	173.4	45.612	138.2	35.400	193.9	12:19.019		8	27.763	192.3	46.268	141.5	34.544	193.9	1:48.575	
2	24.478	195.2	43.039	142.4	34.091	194.8	1:41.608		9	23.761	194.8	42.984	140.4	34.513	193.1	1:41.258	
3	23.776	193.9	42.514	142.8	34.320	193.9	1:40.610		10	24.062	195.6	43.170	139.5	34.881	192.3	1:42.113	
4	23.546	196.0	42.585	143.0	34.618	193.9	1:40.749		11	23.917	194.3	44.553	116.8	4:59.634		6:08.104	Pit
5	24.166	194.8	42.773	139.3	34.403	194.8	1:41.342		12	28.504	191.8	45.421	137.8	34.511	193.1	1:48.436	
6	24.180	193.9	42.848	139.1	34.476	193.1	1:41.504		13	23.850	193.9	42.873	139.5	34.614	192.7	1:41.337	
7	24.096	193.9	43.302	140.6	4:26.512		5:33.910	Pit									
75 MICHELISZ HUN SEAT Leon I																	
1	11:07.037	137.1	49.790	108.9	36.095	189.0	12:32.922		9	23.659	193.1	42.742	140.6	33.968	190.2	1:40.369	
2	23.926	191.0	42.783	119.5	34.485	191.8	1:41.194		10	26.652	148.5	48.548	135.3	4:22.111		5:37.311	Pit
3	23.568	191.8	42.157	142.4	33.699	190.6	1:39.424		11	35.151	158.4	43.571	133.1	37.035	191.8	1:55.757	
4	23.439	193.9	42.347	142.1	33.598	189.8	1:39.384		12	23.505	191.0	42.532	139.3	33.922	189.8	1:39.959	
5	27.098	144.2	52.248	131.0	3:05.127		4:24.473	Pit	13	23.592	191.0	42.599	139.9	33.857	191.0	1:40.048	
6	30.509	132.9	52.385	131.0	36.390	191.8	1:59.284		14	23.548	194.3	42.654	139.9	34.194	190.6	1:40.396	
7	24.778	185.5	42.415	142.1	34.250	191.0	1:41.443										
8	23.455	193.9	42.290	143.0	33.722	190.6	1:39.467										
80 ORIDO JPN Chevrolet Lacetti																	
1	11:17.683	177.8	45.490	86.4	37.577	191.4	12:40.750		8	23.444	191.8	42.551	140.1	34.131	190.2	1:40.126	
2	23.310	190.2	44.326	137.8	34.813	191.8	1:42.449		9	23.510	192.3	42.472	140.4	34.293	190.6	1:40.275	
3	23.467	191.4	42.127	140.8	33.979	189.8	1:39.573		10	23.583	191.4	42.888	139.9	34.422	190.2	1:40.893	
4	23.527	191.8	42.291	141.7	34.080	190.6	1:39.898		11	23.661	191.0	42.708	139.9	3:25.331		4:31.700	Pit
5	23.730	191.4	42.616	137.4	34.233	189.4	1:40.579		12	29.414	190.2	43.219	136.3	36.031	190.2	1:48.664	
6	23.590	193.1	42.489	139.7	3:22.218		4:28.297	Pit	13	23.523	190.2	42.727	135.1	34.741	190.6	1:40.991	
7	32.942	118.1	46.389	141.5	34.011	191.8	1:53.342										



Weather/Track: Overcast 12° / Dry 17°



Circuit Length - 3.703 kilometres
Okayama

2008 FIA World Touring Car Championship

Free Practice 1 - Sector Analysis Report

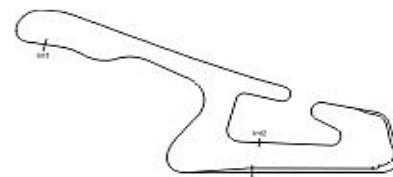
Lap S1 Time S1 Spd S2 Time S2 Spd S3 Time S3 Spd Lap Time Pit Lap S1 Time S1 Spd S2 Time S2 Spd S3 Time S3 Spd Lap Time Pit

81 KANO							JPN		BMW 320i					I	
1	12:26.161	156.7	50.829	110.4	36.805	186.7	13:53.795	9	24.132	187.8	43.829	136.1	34.731	187.1	1:42.692
2	24.681	184.4	44.438	134.5	34.673	187.5	1:43.792	10	24.460	185.9	43.903	132.9	34.584	185.5	1:42.947
3	24.320	184.4	43.772	136.5	34.549	185.9	1:42.641	11	24.156	180.7	43.875	137.1	35.050	185.1	1:43.081
4	24.239	188.6	43.959	134.5	34.629	185.1	1:42.827	12	24.206	187.1	43.805	137.4	34.824	185.1	1:42.835
5	24.916	187.8	45.440	136.5	34.855	187.1	1:45.211	13	25.016	187.1	45.092	136.3	34.817	187.1	1:44.925
6	24.175	188.2	44.020	136.1	34.773	184.8	1:42.968	14	24.185	187.8	44.059	132.9	34.930	185.9	1:43.174
7	24.150	188.6	43.721	136.9	3:59.216		5:07.087 Pit	15	24.281	187.1	43.826	136.9	34.991	181.0	1:43.098
8	30.967	182.9	44.157	134.5	35.075	185.5	1:50.199								

88 MARSH							HKG		BMW 320si					I	
1	11:25.916	165.1	47.900	131.0	35.692	191.8	12:49.508	9	30.997	174.4	43.496	139.7	34.488	189.8	1:48.981
2	23.994	185.5	43.141	140.1	34.363	190.6	1:41.498	10	23.740	191.4	42.931	137.8	34.348	190.6	1:41.019
3	23.669	192.7	42.600	141.0	38.172	162.7	1:44.441	11	23.739	191.8	42.988	141.7	34.447	191.0	1:41.174
4	23.944	193.5	42.652	142.4	34.164	189.8	1:40.760	12	23.694	191.0	42.885	139.9	34.404	192.3	1:40.983
5	23.660	193.9	43.054	142.1	34.294	189.0	1:41.008	13	23.650	193.5	43.177	127.8	35.049	191.8	1:41.876
6	23.691	193.1	42.966	139.3	34.116	192.3	1:40.773	14	24.015	193.1	43.301	140.8	34.446	191.4	1:41.762
7	23.742	193.1	42.941	141.2	34.199	191.0	1:40.882	15	23.872	191.0	43.332	139.3	34.402	191.0	1:41.606
8	23.643	191.4	43.186	140.1	3:42.230		4:49.059 Pit								



Weather/Track: Overcast 12° / Dry 17°



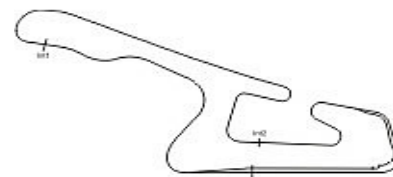
Circuit Length - 3.703 kilometres
Okayama

2008 FIA World Touring Car Championship Free Practice 1 - Best Sector Speeds Report

SECTOR 1				SECTOR 2				SECTOR 3				
POS	NO	NAME	SPEED	LAP	NO	NAME	SPEED	LAP	NO	NAME	SPEED	LAP
1	15	THOMPSON	198.6	3	9	GENE	144.9	2	15	THOMPSON	197.3	2
2	10	RYDELL	197.3	3	15	THOMPSON	144.2	9	10	RYDELL	195.6	1
3	11	TARQUINI	197.3	2	17	AOKI	144.0	5	11	TARQUINI	195.2	9
4	18	MONTEIRO	196.5	2	18	MONTEIRO	144.0	2	42	ENGSTLER	195.2	2
5	9	GENE	196.0	2	10	RYDELL	143.7	2	2	MULLER	194.8	3
6	72	TANIGUCHI	196.0	4	11	TARQUINI	143.7	9	9	GENE	194.8	2
7	1	PRIAULX	195.6	7	12	MULLER	143.7	3	17	AOKI	194.8	6
8	5	PORTEIRO	195.6	6	31	HERNANDEZ	143.7	4	18	MONTEIRO	194.8	2
9	4	ZANARDI	195.2	3	1	PRIAULX	143.3	2	72	TANIGUCHI	194.8	2
10	12	MULLER	195.2	2	3	FARFUS	143.3	2	4	ZANARDI	194.3	2
11	17	AOKI	195.2	5	5	PORTEIRO	143.0	3	12	MULLER	194.3	1
12	2	MULLER	194.8	3	72	TANIGUCHI	143.0	4	31	HERNANDEZ	194.3	12
13	3	FARFUS	194.8	9	75	MICHELISZ	143.0	8	1	PRIAULX	193.9	2
14	75	MICHELISZ	194.3	14	2	MULLER	142.8	2	5	PORTEIRO	193.9	2
15	7	HUFF	193.9	2	4	ZANARDI	142.8	4	3	FARFUS	193.5	2
16	26	D'ASTE	193.9	4	42	ENGSTLER	142.8	6	43	ROMANOV	193.5	2
17	31	HERNANDEZ	193.9	2	43	ROMANOV	142.4	5	13	OKYAY	193.1	3
18	88	MARSH	193.9	5	88	MARSH	142.4	4	26	D'ASTE	192.7	1
19	13	OKYAY	193.5	4	20	CORONEL	141.7	8	7	HUFF	192.3	5
20	42	ENGSTLER	193.5	8	26	D'ASTE	141.7	3	8	MENU	192.3	2
21	80	ORIDO	193.1	6	80	ORIDO	141.7	4	88	MARSH	192.3	6
22	43	ROMANOV	192.7	2	8	MENU	141.5	2	75	MICHELISZ	191.8	2
23	6	LARINI	192.3	2	13	OKYAY	140.8	9	80	ORIDO	191.8	2
24	20	CORONEL	192.3	3	6	LARINI	140.6	5	6	LARINI	191.4	1
25	8	MENU	191.8	2	7	HUFF	140.6	2	20	CORONEL	190.6	2
26	27	LADYGIN	191.0	4	27	LADYGIN	138.8	6	28	SHAPOVALOV	189.0	1
27	69	CHOO	189.0	3	28	SHAPOVALOV	138.2	1	69	CHOO	189.0	2
28	81	KANO	188.6	4	81	KANO	137.4	12	81	KANO	187.5	2
29	28	SHAPOVALOV	167.2	1	69	CHOO	135.7	3	27	LADYGIN	185.9	3



Weather/Track: Overcast 12° /Dry 17°



Circuit Length - 3.703 kilometres
Okayama

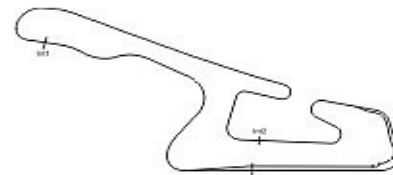
2008 FIA World Touring Car Championship Free Practice 1 - Best Sector Times Report

POS	NO	SECTOR 1			SECTOR 2			SECTOR 3			NAME	IDEAL/BEST LAP COMPARISON			
		TIME	LAP	NO	TIME	LAP	NO	TIME	LAP	NO		IDEAL	BEST	LAP	DIFF
1	3	22.912	3	3	41.313	3	3	32.883	2	3	FARFUS	1:37.108	1:37.260	3	+ 0.152
2	2	22.977	3	15	41.543	9	2	32.943	2	2	MULLER	1:37.819	1:38.001	3	+ 0.182
3	4	23.095	3	12	41.776	2	10	33.114	2	15	THOMPSON	1:38.040	1:38.040	9	+ 0.000
4	7	23.096	2	9	41.799	6	31	33.201	2	10	RYDELL	1:38.192	1:38.192	2	+ 0.000
5	5	23.139	4	11	41.819	5	15	33.225	9	31	HERNANDEZ	1:38.196	1:38.333	3	+ 0.137
6	12	23.144	2	31	41.837	8	4	33.259	7	7	HUFF	1:38.276	1:38.276	2	+ 0.000
7	31	23.158	3	10	41.841	2	5	33.276	2	11	TARQUINI	1:38.362	1:38.362	5	+ 0.000
8	1	23.173	2	1	41.868	2	42	33.279	3	12	MULLER	1:38.374	1:38.374	2	+ 0.000
9	26	23.182	2	7	41.875	2	8	33.282	2	1	PRIAULX	1:38.398	1:38.398	2	+ 0.000
10	11	23.206	5	8	41.887	2	26	33.291	2	4	ZANARDI	1:38.416	1:38.553	8	+ 0.137
11	17	23.209	6	2	41.899	8	7	33.305	2	8	MENU	1:38.435	1:38.435	2	+ 0.000
12	18	23.230	3	26	41.970	4	17	33.333	2	26	D'ASTE	1:38.443	1:38.606	2	+ 0.163
13	10	23.237	2	17	41.991	6	11	33.337	5	5	PORTEIRO	1:38.448	1:38.860	4	+ 0.412
14	8	23.266	2	18	42.003	3	18	33.352	2	17	AOKI	1:38.533	1:38.599	6	+ 0.066
15	42	23.267	5	5	42.033	4	1	33.357	2	9	GENE	1:38.549	1:38.629	6	+ 0.080
16	15	23.272	9	42	42.045	3	9	33.436	2	18	MONTEIRO	1:38.585	1:38.660	3	+ 0.075
17	20	23.304	7	4	42.062	8	12	33.454	2	42	ENGSTLER	1:38.591	1:38.663	3	+ 0.072
18	80	23.310	2	80	42.127	3	75	33.598	4	6	LARINI	1:39.180	1:39.476	4	+ 0.296
19	9	23.314	6	6	42.142	2	6	33.632	4	75	MICHELISZ	1:39.194	1:39.384	4	+ 0.190
20	6	23.406	2	75	42.157	3	20	33.705	7	80	ORIDO	1:39.416	1:39.573	3	+ 0.157
21	75	23.439	4	20	42.424	10	43	33.798	2	20	CORONEL	1:39.433	1:39.461	7	+ 0.028
22	72	23.546	4	72	42.514	3	13	33.873	2	72	TANIGUCHI	1:40.151	1:40.610	3	+ 0.459
23	13	23.595	2	88	42.600	3	27	33.952	4	43	ROMANOV	1:40.348	1:40.913	4	+ 0.565
24	43	23.635	4	13	42.910	2	80	33.979	3	88	MARSH	1:40.359	1:40.760	4	+ 0.401
25	88	23.643	8	43	42.915	8	72	34.091	2	13	OKYAY	1:40.378	1:40.378	2	+ 0.000
26	27	23.781	3	27	43.051	4	88	34.116	6	27	LADYGIN	1:40.784	1:40.970	4	+ 0.186
27	81	24.132	9	81	43.721	7	28	34.393	1	81	KANO	1:42.402	1:42.641	3	+ 0.239
28	69	24.163	3	28	44.423	1	81	34.549	3	69	CHOO	1:44.347	1:44.347	3	+ 0.000
29	28	12:47.62	1	69	44.920	3	69	35.264	3	28	SHAPOVALO	14:06.441	14:06.441	1	+ 0.000

'Perfect Lap' - 1:37.108



Weather/Track: Overcast 12° /Dry 17°



Circuit Length - 3.703 kilometres
Okayama

2008 FIA World Touring Car Championship

FREE PRACTICE 2

POS	NO	CL	DRIVER	NAT	CAR	TIME	LAPS	GAP	KPH
1	3		Augusto FARFUS	BRA	BMW 320si	1:38.290	13		135.62
2	20		Tom CORONEL	NED	SEAT Leon	1:38.606	9	0.316	135.19
3	17	I	Takayuki AOKI	JPN	BMW 320si	1:38.657	11	0.367	135.12
4	75	I	Norbert MICHELISZ	HUN	SEAT Leon	1:38.933	12	0.643	134.74
5	2		Jorg MULLER	GER	BMW 320si	1:38.979	14	0.689	134.68
6	4		Alessandro ZANARDI	ITA	BMW 320si	1:39.145	14	0.855	134.45
7	11		Gabriele TARQUINI	ITA	SEAT Leon TDI	1:39.205	13	0.915	134.37
8	10		Rickard RYDELL	SWE	SEAT Leon TDI	1:39.267	11	0.977	134.29
9	15		James THOMPSON	GBR	Honda Accord Euro R	1:39.272	9	0.982	134.28
10	31	I	Sergio HERNANDEZ	ESP	BMW 320si	1:39.319	6	1.029	134.22
11	29	I	Jaap VAN LAGEN	NED	Lada 110	1:39.452	12	1.162	134.04
12	1		Andy PRIAULX	GBR	BMW 320si	1:39.592	13	1.302	133.85
13	7		Robert HUFF	GBR	Chevrolet Lacetti	1:39.721	8	1.431	133.68
14	8		Alain MENU	SUI	Chevrolet Lacetti	1:39.761	11	1.471	133.62
15	5		Felix PORTEIRO	ESP	BMW 320si	1:39.770	15	1.480	133.61
16	42	I	Franz ENGSTLER	GER	BMW 320si	1:39.785	14	1.495	133.59
17	9		Jordi GENE	ESP	SEAT Leon TDI	1:39.851	9	1.561	133.50
18	18		Tiago MONTEIRO	POR	SEAT Leon TDI	1:39.980	12	1.690	133.33
19	12		Yvan MULLER	FRA	SEAT Leon TDI	1:40.035	12	1.745	133.26
20	6		Nicola LARINI	ITA	Chevrolet Lacetti	1:40.174	11	1.884	133.07
21	26	I	Stefano D'ASTE	ITA	BMW 320si	1:40.204	15	1.914	133.03
22	72		Yukinori TANIGUCHI	JPN	Honda Accord Euro R	1:40.596	12	2.306	132.51
23	88	I	Matthew MARSH	HKG	BMW 320si	1:40.666	12	2.376	132.42
24	80		Manabu ORIDO	JPN	Chevrolet Lacetti	1:41.015	11	2.725	131.96
25	13	I	Ibrahim OKYAY	TUR	BMW 320si	1:41.300	15	3.010	131.59
26	43	I	Andrey ROMANOV	RUS	BMW 320si	1:41.555	16	3.265	131.26
27	27	I	Kirill LADYGIN	RUS	Lada 110	1:41.659	15	3.369	131.13
28	81	I	Masaki KANO	JPN	BMW 320i	1:42.137	14	3.847	130.51
29	69	I	Melvin CHOO	SIN	BMW 320si	1:44.683	15	6.393	127.34

Car 28 did not participate
Weather/Track: Overcast 16°/Dry 21°

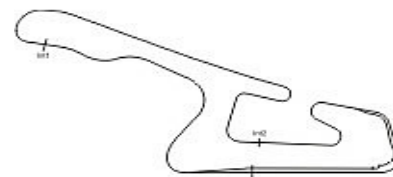
Okayama
Circuit Length = 3.7030 km.
Start: 12:00 End: 12:35

Race Director:	Steward:	Timekeeper:
----------------	----------	-------------

2008 FIA World Touring Car Championship

Free Practice 2 - Sector Analysis Report

Lap	S1 Time	S1 Spd	S2 Time	S2 Spd	S3 Time	S3 Spd	Lap Time	Pit	Lap	S1 Time	S1 Spd	S2 Time	S2 Spd	S3 Time	S3 Spd	Lap Time	Pit
1 PRIAULX GBR BMW 320si																	
1	12:08.216	182.9	44.811	138.6	33.949	191.8	13:26.976		8	23.426	191.8	42.450	140.4	33.741	193.9	1:39.617	
2	23.610	191.8	42.635	142.6	33.670	192.7	1:39.915		9	23.757	190.6	42.538	138.4	2:11.563		3:17.858	Pit
3	23.502	191.8	42.473	141.2	33.894	192.3	1:39.869		10	34.641	167.5	45.861	139.3	34.155	191.8	1:54.657	
4	23.351	192.7	42.600	140.4	2:02.670		3:08.621	Pit	11	23.564	191.0	42.457	139.9	2:25.447		3:31.468	Pit
5	35.318	187.8	42.603	140.1	33.664	192.3	1:51.585		12	31.348	191.0	42.586	139.5	33.914	192.3	1:47.848	
6	23.431	191.4	42.372	141.2	33.908	191.0	1:39.711		13	23.394	191.8	42.350	140.8	33.848	191.4	1:39.592	
7	7:03.175	191.8	42.531	141.0	33.701	191.0	8:19.407										
2 MULLER GER BMW 320si																	
1	10:48.160	157.8	44.641	137.6	38.441	191.8	12:11.242		9	23.293	193.1	42.292	138.8	33.894	190.6	1:39.479	
2	23.519	192.7	42.258	140.4	33.446	192.7	1:39.223		10	23.383	193.1	42.741	138.4	2:03.634		3:09.758	Pit
3	23.307	194.8	42.147	141.5	33.532	192.7	1:38.986		11	38.511	193.9	42.778	141.5	33.715	191.8	1:55.004	
4	23.351	193.1	42.262	139.1	33.584	192.3	1:39.197		12	23.359	193.9	42.106	141.9	33.567	191.8	1:39.032	
5	23.497	191.8	42.941	139.9	5:01.453		6:07.891	Pit	13	23.591	193.9	42.392	140.8	33.844	192.7	1:39.827	
6	6:28.212	132.9	44.432	139.9	33.809	191.0	7:46.453		14	23.296	195.2	42.466	137.4	34.063	190.2	1:39.825	
7	23.307	192.7	42.191	141.5	33.481	191.4	1:38.979										
8	23.420	191.8	42.166	141.9	33.556	191.8	1:39.142										
3 FARFUS BRA BMW 320si																	
1	12:12.824	169.4	45.547	139.1	34.063	191.8	13:32.434		8	23.278	192.7	42.143	139.9	33.492	191.4	1:38.913	
2	23.365	192.7	41.974	140.8	33.375	193.1	1:38.714		9	23.274	192.7	42.155	140.1	1:57.936		3:03.365	Pit
3	23.133	194.3	41.854	141.9	33.303	193.9	1:38.290		10	38.569	180.7	44.717	140.1	33.877	191.0	1:57.163	
4	23.281	194.8	43.892	137.8	2:25.337		3:32.510	Pit	11	23.322	193.9	42.118	140.6	33.463	192.7	1:38.903	
5	35.213	175.4	44.869	135.3	34.230	191.4	1:54.312		12	23.278	193.5	42.184	141.7	33.576	191.0	1:39.038	
6	8:36.441	164.5	46.353	136.9	34.511	190.6	9:57.305		13	23.320	194.3	42.355	139.7	33.640	191.8	1:39.315	
7	23.433	192.3	42.281	141.0	33.513	191.8	1:39.227										
4 ZANARDI ITA BMW 320si																	
1	10:46.393	154.9	48.596	140.6	39.046	193.9	12:14.035		9	25.019	185.5	43.456	140.6	36.495	193.5	1:44.970	
2	23.491	193.5	42.354	139.9	33.855	193.9	1:39.700		10	23.424	193.5	42.437	140.6	33.852	192.7	1:39.713	
3	23.297	193.9	42.193	142.1	33.655	194.3	1:39.145		11	23.441	192.7	43.317	138.2	2:47.782		3:54.540	Pit
4	23.398	192.3	42.090	141.5	33.797	193.5	1:39.285		12	34.480	133.7	58.022	113.6	37.872	191.4	2:10.374	
5	23.728	190.6	43.900	107.7	2:42.800		3:50.428	Pit	13	23.624	191.4	45.173	89.6	35.878	193.1	1:44.675	
6	36.955	158.1	51.430	138.4	34.544	191.8	2:02.929		14	23.519	192.7	42.676	141.7	34.213	191.8	1:40.408	
7	6:37.369	179.6	48.277	139.9	34.250	191.8	7:59.896										
8	23.660	191.8	42.146	141.9	33.676	192.7	1:39.482										
5 PORTEIRO ESP BMW 320si																	
1	10:46.966	167.9	46.548	140.6	39.196	191.8	12:12.710		9	23.535	192.7	42.759	141.2	33.882	191.8	1:40.176	
2	23.517	193.1	42.434	139.9	33.879	192.3	1:39.830		10	23.498	193.5	43.582	102.7	36.151	190.6	1:43.231	
3	23.441	192.7	42.457	139.5	33.872	177.5	1:39.770		11	23.631	193.1	42.687	140.8	34.903	190.2	1:41.221	
4	24.716	193.9	42.613	140.8	33.716	193.1	1:41.045		12	23.644	191.8	42.866	140.8	2:20.902		3:27.412	Pit
5	23.757	192.3	42.971	138.2	3:02.429		4:09.157	Pit	13	38.075	192.3	43.374	140.6	36.143	192.3	1:57.592	
6	39.735	179.6	48.805	121.4	36.958	191.4	2:05.498		14	23.877	194.3	42.691	140.8	34.076	190.6	1:40.644	
7	6:15.800	173.4	48.287	134.1	34.911	191.4	7:38.998		15	23.691	192.3	42.747	141.0	34.209	191.0	1:40.647	
8	24.084	192.3	42.832	141.5	33.918	192.3	1:40.834										

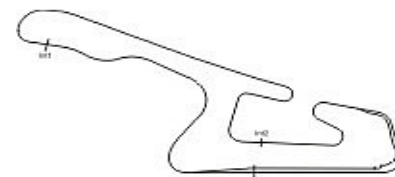


Weather/Track: Overcast 16° / Dry 21°

Circuit Length - 3.703 kilometres
Okayama

2008 FIA World Touring Car Championship Free Practice 2 - Sector Analysis Report

Lap	S1 Time	S1 Spd	S2 Time	S2 Spd	S3 Time	S3 Spd	Lap Time	Pit	Lap	S1 Time	S1 Spd	S2 Time	S2 Spd	S3 Time	S3 Spd	Lap Time	Pit
6 LARINI ITA Chevrolet Lacetti																	
1	11:58.301	180.0	46.271	133.3	35.522	190.2	13:20.094		7	23.462	192.7	42.931	138.6	34.153	189.8	1:40.546	
2	23.757	191.4	42.836	131.9	36.174	153.5	1:42.767		8	23.646	189.8	42.772	139.9	56.917		2:03.335	Pit
3	26.519	171.4	46.578	123.2	35.285	190.6	1:48.382		9	44.036	188.6	43.151	138.6	34.271	189.8	2:01.458	
4	12:55.275	161.8	47.282	138.0	34.875	189.4	14:17.432		10	23.730	191.0	42.974	139.7	34.005	189.0	1:40.709	
5	27.899	139.5	48.484	136.3	36.677	191.4	1:53.060		11	23.668	190.6	42.687	138.6	33.982	190.2	1:40.337	
6	23.551	191.8	42.817	139.5	33.806	190.2	1:40.174										
7 HUFF GBR Chevrolet Lacetti																	
1	15:29.718	187.1	44.444	139.3	34.736	189.8	16:48.898		6	36.091	189.4	42.941	140.4	34.164	189.0	1:53.196	
2	23.526	191.8	42.436	141.0	33.759	190.2	1:39.721		7	23.710	191.0	42.634	139.7	33.969	189.0	1:40.313	
3	23.600	190.2	42.707	140.4			13:06.203	Pit	8	23.747	191.0	42.881	140.1	34.041	190.2	1:40.669	
4	37.981	189.0	43.386	137.8	33.986	190.2	1:55.353										
5	23.677	190.6	42.540	140.8	6:23.548		7:29.765	Pit									
8 MENU SUI Chevrolet Lacetti																	
1							18:18.825	Pit	7	23.638	189.8	42.388	138.4	33.852	190.2	1:39.878	
2	29.517	185.9	49.986	99.7	34.688	191.4	1:54.191		8	24.668	182.5	51.584	133.9	35.626	190.2	1:51.878	
3	23.899	188.6	42.141	139.7	33.767	190.6	1:39.807		9	23.535	192.3	42.413	140.8	33.991	189.8	1:39.939	
4	24.685	185.1	44.759	136.7			12:05.558	Pit	10	23.457	191.8	42.582	139.1	33.950	190.6	1:39.989	
5	40.987	186.7	46.636	101.8	37.355	189.8	2:04.978		11	23.572	191.4	42.619	139.1	34.111	190.6	1:40.302	
6	23.619	189.4	42.342	140.6	33.800	191.0	1:39.761										
9 GENE ESP SEAT Leon TDI																	
1	10:42.113	163.9	46.430	138.6	34.651	193.1	12:03.194		6	23.605	194.3	42.469	142.4	33.976	193.1	1:40.050	
2	23.506	195.2	42.718	142.6	34.051	193.1	1:40.275		7	23.607	196.5	42.644	143.3	4:46.719		5:52.970	Pit
3	23.633	193.9	42.717	142.8	34.074	193.9	1:40.424		8	39.399	180.7	45.153	138.6	34.933	191.4	1:59.485	
4	14:43.803	162.7	46.552	137.1	34.622	193.9	16:04.977		9	23.721	193.5	42.679	141.0	34.151	191.4	1:40.551	
5	23.587	196.5	42.328	139.1	33.936	192.7	1:39.851										
10 RYDELL SWE SEAT Leon TDI																	
1	10:40.355	185.1	46.095	136.9	34.779	194.3	12:01.229		7	23.617	193.1	42.217	141.9	34.067	194.3	1:39.901	
2	23.608	194.8	42.258	143.3	33.592	194.3	1:39.458		8	23.835	193.5	46.592	140.1	3:44.794		4:55.221	Pit
3	23.323	196.9	42.271	141.5	33.673	196.0	1:39.267		9	42.370	140.4	47.270	136.3	35.115	193.1	2:04.755	
4	23.943	163.9	44.110	136.9	4:37.584		5:45.637	Pit	10	23.651	194.8	42.284	142.6	33.957	193.9	1:39.892	
5	55.219	179.2	58.677		40.887	191.4	2:34.783		11	23.661	196.5	43.691	138.4	54.667		2:02.019	Pit
6	6:14.112	187.1	50.155	119.5	35.840	193.9	7:40.107										
11 TARQUINI ITA SEAT Leon TDI																	
1	10:38.819	159.8	44.504	141.5	34.034	191.8	11:57.357		8	23.578	196.0	42.352	142.1	34.387	193.5	1:40.317	
2	23.563	195.6	42.223	142.1	33.510	194.8	1:39.296		9	24.119	153.8	48.953	104.5			11:38.462	Pit
3	23.311	196.9	42.220	143.0	33.674	193.9	1:39.205		10	43.105	184.8	43.494	140.1	34.063	191.8	2:00.662	
4	23.445	196.0	42.190	143.0	33.696	193.9	1:39.331		11	23.616	193.5	42.724	140.4	34.040	192.3	1:40.380	
5	23.472	195.2	42.175	142.8	34.004	193.1	1:39.651		12	23.627	194.8	42.653	142.4	34.127	192.7	1:40.407	
6	23.433	196.0	42.441	140.8	34.097	194.8	1:39.971		13	31.602	147.2	46.079	109.8	57.953		2:15.634	Pit
7	23.526	194.8	42.469	142.8	34.044	193.9	1:40.039										



Weather/Track: Overcast 16° / Dry 21°

Circuit Length - 3.703 kilometres
Okayama

2008 FIA World Touring Car Championship

Free Practice 2 - Sector Analysis Report

Lap S1 Time S1 Spd S2 Time S2 Spd S3 Time S3 Spd Lap Time Pit Lap S1 Time S1 Spd S2 Time S2 Spd S3 Time S3 Spd Lap Time Pit

12 MULLER							FRA		SEAT Leon TDI						
1	10:38.127	150.5	46.144	139.9	34.408	192.3	11:58.679	8	24.097	193.9	1:13.751	142.6	34.358	193.9	2:12.206
2	23.651	195.6	42.390	142.8	33.994	193.5	1:40.035	9	23.710	193.5	42.812	141.7	34.210	193.1	1:40.732
3	23.676	195.6	42.581	143.3	33.992	193.5	1:40.249	10	23.833	194.8	42.967	142.4	34.625	193.1	1:41.425
4	23.579	195.2	42.534	142.8	34.125	192.7	1:40.238	11	23.916	194.8	43.430	141.5	5:31.940		6:39.286 Pit
5	23.707	194.3	42.736	142.8	34.362	193.1	1:40.805	12	41.065	194.3	43.614	141.7	34.546	191.8	1:59.225
6	24.923	159.2	44.433	138.6	3:56.465		5:05.821 Pit								
7	6:05.612	192.3	43.979	141.5	36.797	193.9	7:26.388								

13 OKYAY							TUR		BMW 320Si							I
1	11:00.738	130.6	48.707	134.3	37.032	166.6	12:26.477	9	24.577	191.0	43.641	138.4	34.401	191.0	1:42.619	
2	25.507	187.1	49.952	133.1	40.254	167.9	1:55.713	10	24.154	190.2	43.309	139.5	34.630	190.2	1:42.093	
3	26.160	189.8	44.618	138.4	34.829	189.8	1:45.607	11	23.935	191.0	43.321	140.1	34.469	189.0	1:41.725	
4	24.225	187.5	47.326	137.6	34.985	189.4	1:46.536	12	23.690	189.0	43.135	140.4	34.501	189.8	1:41.326	
5	25.044	120.3	51.426	106.5	2:13.414		3:29.884 Pit	13	24.547	191.8	44.474	139.5	34.722	189.4	1:43.743	
6	38.784	189.4	48.807	115.8	39.998	190.2	2:07.589	14	23.785	192.7	43.182	139.5	34.333	189.8	1:41.300	
7	6:34.260	65.0	49.850	138.4	35.069	191.0	7:59.179	15	23.965	191.8	43.288	139.3	34.554	189.8	1:41.807	
8	24.155	192.7	44.306	137.8	34.601	191.0	1:43.062									

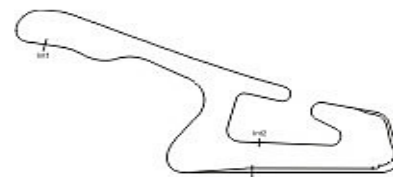
15 THOMPSON							GBR		Honda Accord Euro R						
1	13:34.889	159.5	47.818	137.4	35.274	195.2	14:57.981	6	23.596	196.9	43.214	115.6	2:18.171		3:24.981 Pit
2	23.655	195.2	42.171	141.0	33.571	193.9	1:39.397	7	38.748	174.7	49.486	124.4	35.865	195.6	2:04.099
3	23.360	195.6	42.146	143.7	33.788	195.2	1:39.294	8	23.489	194.8	42.160	142.8	33.623	194.8	1:39.272
4	23.691	194.3	42.654	143.3	3:51.178		4:57.523 Pit	9	23.377	197.3	42.421	143.5	33.749	195.2	1:39.547
5	6:52.284	158.7	46.992	138.8	34.585	195.2	8:13.861								

17 AOKI							JPN		BMW 320Si							I
1	11:06.633	157.0	49.317	125.6	35.135	192.7	12:31.085	7	23.312	193.9	41.937	142.4	33.408	193.9	1:38.657	
2	23.376	194.8	42.548	139.9	33.739	193.9	1:39.663	8	23.070	193.9	42.016	142.8	33.692	193.9	1:38.778	
3	23.210	193.9	42.287	140.1	33.701	192.7	1:39.198	9	23.234	194.3	42.315	142.6	4:08.113		5:13.662 Pit	
4	23.402	192.3	42.725	138.6	33.723	193.1	1:39.850	10	50.876	189.8	42.953	140.8	34.240	192.3	2:08.069	
5	23.864	189.4	42.297	140.8	3:49.291		4:55.452 Pit	11	24.506	186.3	42.436	141.5	34.472	192.7	1:41.414	
6	9:22.375	189.4	43.500	104.7	35.310	193.1	10:41.185									

18 MONTEIRO							POR		SEAT Leon TDI						
1	11:15.013	178.2	45.659	130.0	38.289	195.2	12:38.961	8	23.991	193.1	42.210	143.5	34.077	193.5	1:40.278
2	23.536	196.0	42.449	139.1	33.995	195.2	1:39.980	9	23.931	195.2	43.586	141.0	3:35.053		4:42.570 Pit
3	23.713	194.8	42.326	142.8	34.240	192.7	1:40.279	10	47.191	192.7	43.909	141.2	34.253	193.9	2:05.353
4	4:46.533	173.7	44.417	141.2	34.554	193.5	6:05.504	11	23.908	194.8	42.258	140.4	34.014	193.1	1:40.180
5	23.741	193.9	42.065	143.7	36.272	177.8	1:42.078	12	23.772	193.5	42.801	142.1	51.639		1:58.212 Pit
6	6:02.502	170.4	46.801	139.3	38.629	194.3	7:27.932								
7	23.985	195.2	44.698	139.5	34.631	193.9	1:43.314								



Weather/Track: Overcast 16° / Dry 21°



Circuit Length - 3.703 kilometres
Okayama

2008 FIA World Touring Car Championship

Free Practice 2 - Sector Analysis Report

Lap S1 Time S1 Spd S2 Time S2 Spd S3 Time S3 Spd Lap Time Pit Lap S1 Time S1 Spd S2 Time S2 Spd S3 Time S3 Spd Lap Time Pit

20 CORONEL

NED

SEAT Leon

1	11:37.301	185.1	47.130	135.9	34.801	189.8	12:59.232	6	7:19.968	190.2	43.664	137.6	34.783	191.4	8:38.415
2	23.640	189.8	42.619	142.1	33.593	189.4	1:39.852	7	23.835	190.2	42.626	137.1	7:39.222		8:45.683 Pit
3	23.603	189.4	42.373	141.7	33.861	189.0	1:39.837	8	32.972	184.4	50.171	102.8	37.516	188.6	2:00.659
4	23.440	190.6	42.409	141.0	34.291	188.2	1:40.140	9	23.157	192.3	41.985	143.0	33.464	188.2	1:38.606
5	23.837	187.8	43.026	140.4	3:44.986		4:51.849 Pit								

26 D'ASTE

ITA

BMW 320Si

I

1	10:56.001	157.6	46.014	139.7	36.961	155.4	12:18.976	9	23.872	192.3	42.608	142.4	33.998	190.2	1:40.478
2	27.081	180.7	46.567	114.6	35.819	189.8	1:49.467	10	23.557	192.7	42.702	139.5	33.945	191.0	1:40.204
3	29.047	184.8	48.873	136.9	34.411	191.8	1:52.331	11	23.602	191.0	42.742	140.8	33.919	191.0	1:40.263
4	24.112	187.5	42.682	138.8	34.181	191.4	1:40.975	12	24.376	182.1	43.502	113.0	35.804	188.6	1:43.682
5	23.685	190.2	42.549	139.1	34.031	191.8	1:40.265	13	23.891	189.0	42.759	139.7	33.891	190.6	1:40.541
6	23.826	191.0	42.884	139.9	34.182	190.6	1:40.892	14	23.611	191.8	42.685	141.2	34.024	190.6	1:40.320
7	23.543	191.8	42.725	139.7	35.041	186.7	1:41.309	15	23.655	193.1	42.799	141.5	34.636	190.2	1:41.090
8	7:23.538	123.4	47.355	140.1	34.845	192.7	8:45.738								

27 LADYGIN

RUS

Lada 110

I

1	11:38.274	181.4	46.441	134.9	35.782	185.9	13:00.497	9	24.175	189.4	44.027	135.3	35.103	185.9	1:43.305
2	24.144	189.8	43.554	132.9	34.445	185.1	1:42.143	10	24.099	189.8	43.657	137.4	34.793	184.0	1:42.549
3	24.067	190.2	43.226	138.0	34.366	182.5	1:41.659	11	24.079	189.4	43.947	127.8	35.995	186.7	1:44.021
4	24.959	187.1	43.495	136.7	34.529	186.7	1:42.983	12	24.265	189.8	43.776	135.7	34.804	185.5	1:42.845
5	24.214	188.2	43.329	138.0	34.881	185.9	1:42.424	13	24.316	188.2	43.841	137.6	35.113	183.2	1:43.270
6	23.907	189.8	43.557	135.5	35.375	183.2	1:42.839	14	24.482	186.7	43.793	136.7	35.009	185.1	1:43.284
7	24.399	189.8	44.064	136.9	34.754	184.8	1:43.217	15	24.058	190.6	43.925	136.9	35.080	184.4	1:43.063
8	7:03.416	186.7	43.645	136.9	34.870	183.2	8:21.931								

29 VAN LAGEN

NED

Lada 110

I

1	11:47.667	189.4	43.516	137.6	33.987	189.8	13:05.170	8	7:30.259	191.0	43.634	138.8	34.247	188.2	8:48.140
2	23.427	193.1	42.999	142.6	33.491	191.8	1:39.917	9	23.677	192.7	43.334	141.0	35.346	186.7	1:42.357
3	23.551	193.5	42.303	141.2	33.598	191.4	1:39.452	10	23.731	192.7	42.956	140.6	34.001	189.8	1:40.688
4	24.054	189.0	42.525	140.8	33.718	190.2	1:40.297	11	23.794	190.2	42.918	140.1	34.218	190.6	1:40.930
5	23.498	191.8	42.472	140.8	34.205	190.2	1:40.175	12	23.734	191.8	42.832	139.1	34.692	153.3	1:41.258
6	23.726	191.4	42.698	141.0	34.097	189.4	1:40.521								
7	23.687	191.0	42.906	140.8	34.108	191.4	1:40.701								

31 HERNANDEZ

ESP

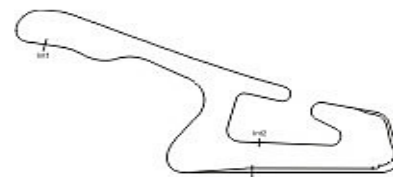
BMW 320Si

I

1	10:48.902	150.5	47.038	140.1	40.611	165.1	12:16.551	5	23.589	191.0	42.231	142.6	33.816	191.0	1:39.636
2	27.792	175.7	45.749	138.2	35.122	191.4	1:48.663	6	23.496	191.4	42.123	142.6	33.700	192.7	1:39.319
3	23.783	181.8	44.577	117.3	38.696	189.4	1:47.056								
4	23.730	191.0	42.514	141.7	33.786	192.7	1:40.030								



Weather/Track: Overcast 16° / Dry 21°



Circuit Length - 3.703 kilometres
Okayama

2008 FIA World Touring Car Championship

Free Practice 2 - Sector Analysis Report

Lap S1 Time S1 Spd S2 Time S2 Spd S3 Time S3 Spd Lap Time Pit Lap S1 Time S1 Spd S2 Time S2 Spd S3 Time S3 Spd Lap Time Pit

42 ENGSTLER				GER				BMW 320si				I			
1	10:57.418	174.7	46.244	139.1	35.501	193.1	12:19.163	9	23.494	191.8	42.593	141.5	33.861	192.3	1:39.948
2	23.599	195.2	42.940	139.3	33.775	193.5	1:40.314	10	23.412	193.5	42.460	140.8	33.913	193.1	1:39.785
3	23.613	193.9	43.091	141.9	34.015	191.8	1:40.719	11	23.544	193.5	42.911	136.5	3:42.968		4:49.423 Pit
4	23.448	189.0	42.750	141.0	33.953	192.3	1:40.151	12	35.804	189.8	43.394	138.0	34.394	190.2	1:53.592
5	23.632	189.4	42.781	138.6	2:32.745		3:39.158 Pit	13	23.498	194.3	42.854	138.6	34.073	190.6	1:40.425
6	32.778	143.7	44.276	138.6	35.544	190.6	1:52.598	14	23.514	191.0	42.553	141.5	34.179	191.0	1:40.246
7	7:22.039	190.2	43.283	139.9	33.986	193.9	8:39.308								
8	24.030	191.8	42.953	139.9	34.120	191.0	1:41.103								

43 ROMANOV				RUS				BMW 320si				I			
1	10:50.945	150.0	46.465	136.3	39.008	190.2	12:16.418	10	23.966	189.0	44.746	139.5	36.253	191.0	1:44.965
2	24.090	189.8	43.482	138.4	34.843	190.2	1:42.415	11	23.853	190.6	43.188	139.5	34.514	189.8	1:41.555
3	24.628	188.6	44.743	139.5	34.750	191.8	1:44.121	12	23.891	189.0	43.354	140.1	34.474	189.4	1:41.719
4	23.917	188.2	43.508	136.7	34.516	192.3	1:41.941	13	23.823	191.4	43.579	135.7	34.721	188.2	1:42.123
5	23.801	191.4	43.372	138.8	34.417	191.8	1:41.590	14	24.042	192.3	43.695	139.1	34.447	189.8	1:42.184
6	23.822	190.6	43.418	139.1	35.244	187.5	1:42.484	15	24.129	188.6	44.570	137.8	34.681	191.4	1:43.380
7	9:03.320	174.4	44.348	140.1	38.716	191.4	10:26.384	16	24.010	189.0	43.907	127.8	34.965	191.0	1:42.882
8	24.145	191.0	44.642	138.4	34.579	191.8	1:43.366								
9	24.009	190.6	43.439	141.2	34.681	189.0	1:42.129								

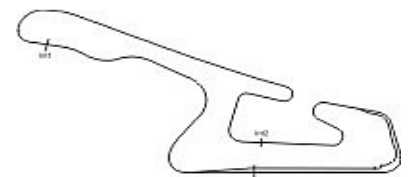
69 CHOO				SIN				BMW 320si				I			
1	11:14.498	162.1	49.342	130.4	37.266	188.6	12:41.106	9	24.876	184.8	45.550	133.3	35.895	187.5	1:46.321
2	25.806	187.5	45.733	135.5	35.635	190.2	1:47.174	10	26.222	175.7	48.067	116.8	38.050	187.1	1:52.339
3	24.646	189.4	45.974	135.3	35.429	188.6	1:46.049	11	25.110	173.0	45.534	134.1	39.616	182.5	1:50.260
4	24.612	181.8	45.595	138.2	35.724	188.2	1:45.931	12	25.428	184.8	45.189	133.5	36.239	183.2	1:46.856
5	24.551	183.2	44.720	137.8	35.412	187.8	1:44.683	13	25.254	175.7	46.173	137.6	36.055	189.0	1:47.482
6	25.020	184.0	44.771	137.4	35.728	187.5	1:45.519	14	25.319	174.0	46.263	109.3	38.242	189.0	1:49.824
7	24.923	183.6	45.445	137.4	36.111	189.0	1:46.479	15	25.136	180.3	45.429	136.1	36.160	187.1	1:46.725
8	7:45.978	165.7	47.156	133.7	36.014	188.2	9:09.148								

72 TANIGUCHI				JPN				Honda Accord Euro R				I			
1	10:53.594	155.9	45.746	139.9	38.265	191.8	12:17.605	8	23.922	197.3	42.485	143.5	34.189	192.3	1:40.596
2	24.473	193.1	43.414	136.7	34.872	194.3	1:42.759	9	23.686	196.0	42.805	140.1	34.265	193.1	1:40.756
3	23.927	194.3	43.323	139.7	34.714	193.9	1:41.964	10	23.714	199.5	43.085	139.7	35.028	190.6	1:41.827
4	24.072	193.5	42.841	141.7	34.473	193.1	1:41.386	11	23.765	195.2	44.465	141.7	4:57.873		6:06.103 Pit
5	23.957	192.7	42.983	140.6	34.918	192.3	1:41.858	12	46.467	191.8	43.385	139.3	35.784	191.8	2:05.636
6	10:44.651	179.6	44.206	140.1	34.850	193.9	12:03.707								
7	23.979	194.8	42.947	138.8	34.253	193.5	1:41.179								

75 MICHELISZ				HUN				SEAT Leon				I			
1	11:26.611	185.1	46.465	138.2	34.615	190.6	12:47.691	8	8:51.154	123.6	53.501	139.1	34.340	190.2	10:18.995
2	23.667	189.8	44.287	90.2	39.603	189.8	1:47.557	9	23.641	192.3	42.820	139.3	34.104	192.7	1:40.565
3	23.645	191.0	42.667	141.0	34.734	187.5	1:41.046	10	23.766	190.2	43.246	137.8	2:51.109		3:58.121 Pit
4	23.620	189.8	42.771	140.6	33.797	190.6	1:40.188	11	31.059	184.0	44.240	140.8	33.978	191.0	1:49.277
5	23.661	190.2	42.722	140.8	35.285	184.4	1:41.668	12	23.254	190.6	42.196	141.2	33.483	191.0	1:38.933
6	23.939	189.4	43.036	139.7	34.010	191.0	1:40.985								
7	23.649	191.4	42.608	141.5	34.960	185.1	1:41.217								



Weather/Track: Overcast 16° / Dry 21°



Circuit Length - 3.703 kilometres
Okayama

2008 FIA World Touring Car Championship

Free Practice 2 - Sector Analysis Report

Lap S1 Time S1 Spd S2 Time S2 Spd S3 Time S3 Spd Lap Time Pit Lap S1 Time S1 Spd S2 Time S2 Spd S3 Time S3 Spd Lap Time Pit

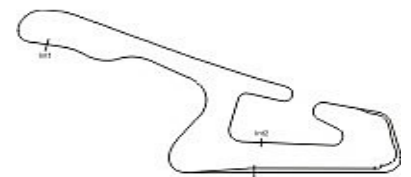
80 ORIDO						JPN		Chevrolet Lacetti							
1	11:31.505	189.4	1:02.481	66.0	47.669	192.3	13:21.655	7	23.723	191.8	43.061	140.6	34.231	191.8	1:41.015
2	23.881	188.6	42.946	139.9	34.198	190.2	1:41.025	8	23.779	188.6	43.129	139.1	34.416	191.4	1:41.324
3	23.618	188.6	43.556	139.1	34.586	191.0	1:41.760	9	25.165	187.5	43.068	141.2	34.502	192.3	1:42.735
4	24.140	189.4	43.783	135.5	4:08.345		5:16.268 Pit	10	23.890	189.0	42.922	140.8	34.457	191.8	1:41.269
5	28.935	192.7	43.041	140.4	34.236	189.4	1:46.212	11	29.716	181.4	43.107	141.0	34.652	191.4	1:47.475
6	6:42.428	186.7	43.936	137.6	34.052	191.4	8:00.416								

81 KANO						JPN		BMW 320i						I		
1	11:08.054	159.5	48.655	133.9	35.314	185.1	12:32.023	9	24.272	186.7	44.013	136.1	34.535	186.7	1:42.820	
2	24.199	186.3	43.733	136.7	34.525	186.3	1:42.457	10	24.125	188.2	43.873	136.7	34.686	182.1	1:42.684	
3	24.145	187.1	43.469	137.8	34.549	186.3	1:42.163	11	24.726	183.6	45.146	136.9	34.937	185.5	1:44.809	
4	24.034	186.7	43.630	138.4	34.473	186.7	1:42.137	12	24.153	185.9	43.893	137.8	34.684	186.7	1:42.730	
5	24.033	187.5	43.810	133.9	34.581	186.3	1:42.424	13	24.142	187.1	44.144	137.4	34.823	185.1	1:43.109	
6	25.174	157.3	45.491	136.3	34.788	185.1	1:45.453	14	24.140	186.7	43.889	138.4	35.246	185.1	1:43.275	
7	24.334	187.1	43.794	135.3	34.694	185.5	1:42.822									
8	7:19.619	157.8	49.481	115.5	35.427	186.3	8:44.527									

88 MARSH						HKG		BMW 320si						I		
1	11:20.472	171.7	46.032	139.1	34.943	189.4	12:41.447	8	8:22.657	187.8	42.816	140.1	35.525	191.4	9:40.998	
2	24.396	191.4	43.314	139.9	34.271	190.6	1:41.981	9	23.713	190.2	42.790	140.4	34.163	191.0	1:40.666	
3	23.815	192.3	43.075	141.7	34.330	189.8	1:41.220	10	24.045	191.4	42.849	141.5	34.066	189.4	1:40.960	
4	23.797	192.3	43.309	141.2	34.204	191.4	1:41.310	11	23.743	190.2	43.036	129.1	34.150	191.0	1:40.929	
5	23.803	191.8	43.305	141.0	34.366	191.0	1:41.474	12	23.841	191.4	43.015	141.2	34.028	191.0	1:40.884	
6	23.866	191.8	43.147	139.7	34.318	191.4	1:41.331									
7	23.717	195.2	43.060	140.4	36.009	154.9	1:42.786									



Weather/Track: Overcast 16° / Dry 21°



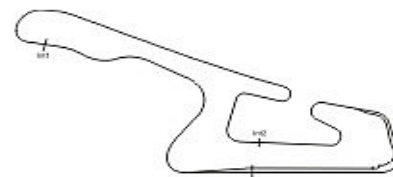
Circuit Length - 3.703 kilometres
Okayama

2008 FIA World Touring Car Championship Free Practice 2 - Best Sector Speeds Report

SECTOR 1				SECTOR 2				SECTOR 3				
POS	NO	NAME	SPEED	LAP	NO	NAME	SPEED	LAP	NO	NAME	SPEED	LAP
1	72	TANIGUCHI	199.5	10	15	THOMPSON	143.7	3	10	RYDELL	196.0	3
2	15	THOMPSON	197.3	9	18	MONTEIRO	143.7	5	15	THOMPSON	195.6	7
3	10	RYDELL	196.9	3	72	TANIGUCHI	143.5	8	18	MONTEIRO	195.2	1
4	11	TARQUINI	196.9	3	9	GENE	143.3	7	11	TARQUINI	194.8	2
5	9	GENE	196.5	5	10	RYDELL	143.3	2	4	ZANARDI	194.3	3
6	18	MONTEIRO	196.0	2	12	MULLER	143.3	3	72	TANIGUCHI	194.3	2
7	12	MULLER	195.6	2	11	TARQUINI	143.0	3	1	PRIAULX	193.9	8
8	2	MULLER	195.2	14	20	CORONEL	143.0	9	3	FARFUS	193.9	3
9	42	ENGSTLER	195.2	2	17	AOKI	142.8	8	9	GENE	193.9	3
10	88	MARSH	195.2	7	1	PRIAULX	142.6	2	12	MULLER	193.9	7
11	3	FARFUS	194.8	4	29	VAN LAGEN	142.6	2	17	AOKI	193.9	2
12	17	AOKI	194.8	2	31	HERNANDEZ	142.6	5	42	ENGSTLER	193.9	7
13	5	PORTEIRO	194.3	14	26	D'ASTE	142.4	9	5	PORTEIRO	193.1	4
14	4	ZANARDI	193.9	3	4	ZANARDI	142.1	3	2	MULLER	192.7	2
15	29	VAN LAGEN	193.5	3	2	MULLER	141.9	8	26	D'ASTE	192.7	8
16	26	D'ASTE	193.1	15	3	FARFUS	141.9	3	31	HERNANDEZ	192.7	4
17	1	PRIAULX	192.7	4	42	ENGSTLER	141.9	3	75	MICHELISZ	192.7	9
18	6	LARINI	192.7	7	88	MARSH	141.7	3	43	ROMANOV	192.3	4
19	13	OKYAY	192.7	8	5	PORTEIRO	141.5	8	80	ORIDO	192.3	1
20	80	ORIDO	192.7	5	75	MICHELISZ	141.5	7	29	VAN LAGEN	191.8	2
21	8	MENU	192.3	9	43	ROMANOV	141.2	9	6	LARINI	191.4	5
22	20	CORONEL	192.3	9	80	ORIDO	141.2	9	8	MENU	191.4	2
23	43	ROMANOV	192.3	14	7	HUFF	141.0	2	20	CORONEL	191.4	6
24	75	MICHELISZ	192.3	9	8	MENU	140.8	9	88	MARSH	191.4	4
25	7	HUFF	191.8	2	13	OKYAY	140.4	12	13	OKYAY	191.0	7
26	31	HERNANDEZ	191.4	6	6	LARINI	139.9	8	7	HUFF	190.2	2
27	27	LADYGIN	190.6	15	81	KANO	138.4	4	69	CHOO	190.2	2
28	69	CHOO	189.4	3	69	CHOO	138.2	4	27	LADYGIN	186.7	4
29	81	KANO	188.2	10	27	LADYGIN	138.0	3	81	KANO	186.7	4



Weather/Track: Overcast 16° /Dry 21°



Circuit Length - 3.703 kilometres
Okayama

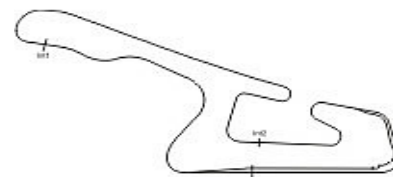
2008 FIA World Touring Car Championship Free Practice 2 - Best Sector Times Report

POS	NO	SECTOR 1		SECTOR 2		SECTOR 3		IDEAL/BEST LAP COMPARISON							
		TIME	LAP	NO	TIME	LAP	NO	TIME	LAP	NO	NAME	IDEAL	BEST	LAP	DIFF
1	17	23.070	8	3	41.854	3	3	33.303	3	3	FARFUS	1:38.290	1:38.290	3	+ 0.000
2	3	23.133	3	17	41.937	7	17	33.408	7	17	AOKI	1:38.415	1:38.657	7	+ 0.242
3	20	23.157	9	20	41.985	9	2	33.446	2	20	CORONEL	1:38.606	1:38.606	9	+ 0.000
4	75	23.254	12	18	42.065	5	20	33.464	9	2	MULLER	1:38.845	1:38.979	7	+ 0.134
5	2	23.293	9	4	42.090	4	75	33.483	12	75	MICHELISZ	1:38.933	1:38.933	12	+ 0.000
6	4	23.297	3	2	42.106	12	29	33.491	2	11	TARQUINI	1:38.996	1:39.205	3	+ 0.209
7	11	23.311	3	31	42.123	6	11	33.510	2	4	ZANARDI	1:39.042	1:39.145	3	+ 0.103
8	10	23.323	3	8	42.141	3	15	33.571	2	15	THOMPSON	1:39.077	1:39.272	8	+ 0.195
9	1	23.351	4	15	42.146	3	10	33.592	2	10	RYDELL	1:39.132	1:39.267	3	+ 0.135
10	15	23.360	3	11	42.175	5	4	33.655	3	29	VAN LAGEN	1:39.221	1:39.452	3	+ 0.231
11	42	23.412	10	75	42.196	12	1	33.664	5	31	HERNANDEZ	1:39.319	1:39.319	6	+ 0.000
12	29	23.427	2	10	42.217	7	31	33.700	6	1	PRIAULX	1:39.365	1:39.592	13	+ 0.227
13	5	23.441	3	29	42.303	3	5	33.716	4	8	MENU	1:39.365	1:39.761	6	+ 0.396
14	8	23.457	10	9	42.328	5	7	33.759	2	5	PORTEIRO	1:39.591	1:39.770	3	+ 0.179
15	6	23.462	7	1	42.350	13	8	33.767	3	18	MONTEIRO	1:39.596	1:39.980	2	+ 0.384
16	31	23.496	6	12	42.390	2	42	33.775	2	42	ENGSTLER	1:39.647	1:39.785	10	+ 0.138
17	9	23.506	2	5	42.434	2	6	33.806	6	7	HUFF	1:39.721	1:39.721	2	+ 0.000
18	7	23.526	2	7	42.436	2	26	33.891	13	9	GENE	1:39.770	1:39.851	5	+ 0.081
19	18	23.536	2	42	42.460	10	9	33.936	5	6	LARINI	1:39.955	1:40.174	6	+ 0.219
20	26	23.543	7	72	42.485	8	12	33.992	3	12	MULLER	1:39.961	1:40.035	2	+ 0.074
21	12	23.579	4	26	42.549	5	18	33.995	2	26	D'ASTE	1:39.983	1:40.204	10	+ 0.221
22	80	23.618	3	6	42.687	11	88	34.028	12	72	TANIGUCHI	1:40.360	1:40.596	8	+ 0.236
23	72	23.686	9	88	42.790	9	80	34.052	6	88	MARSH	1:40.531	1:40.666	9	+ 0.135
24	13	23.690	12	80	42.922	10	72	34.189	8	80	ORIDO	1:40.592	1:41.015	7	+ 0.423
25	88	23.713	9	13	43.135	12	13	34.333	14	13	OKYAY	1:41.158	1:41.300	14	+ 0.142
26	43	23.801	5	43	43.188	11	27	34.366	3	43	ROMANOV	1:41.406	1:41.555	11	+ 0.149
27	27	23.907	6	27	43.226	3	43	34.417	5	27	LADYGIN	1:41.499	1:41.659	3	+ 0.160
28	81	24.033	5	81	43.469	3	81	34.473	4	81	KANO	1:41.975	1:42.137	4	+ 0.162
29	69	24.551	5	69	44.720	5	69	35.412	5	69	CHOO	1:44.683	1:44.683	5	+ 0.000

'Perfect Lap' - 1:38.227



Weather/Track: Overcast 16° /Dry 21°



Circuit Length - 3.703 kilometres
Okayama

2008 FIA World Touring Car Championship QUALIFYING - PROVISIONAL CLASSIFICATION

POS	NO	CL	DRIVER	NAT	CAR	TIME	LAPS	GAP	KPH
1	3		Augusto FARFUS	BRA	BMW 320si	1:37.040	8		137.37
2	2		Jorg MULLER	GER	BMW 320si	1:37.267	10	0.227	137.05
3	11		Gabriele TARQUINI	ITA	SEAT Leon TDI	1:37.272	8	0.232	137.04
4	18		Tiago MONTEIRO	POR	SEAT Leon TDI	1:37.354	9	0.314	136.93
5	8		Alain MENU	SUI	Chevrolet Lacetti	1:37.422	7	0.382	136.83
6	10		Rickard RYDELL	SWE	SEAT Leon TDI	1:37.458	8	0.418	136.78
7	26	I	Stefano D'ASTE	ITA	BMW 320si	1:37.534	11	0.494	136.67
8	7		Robert HUFF	GBR	Chevrolet Lacetti	1:37.610	10	0.570	136.57
9	5		Felix PORTEIRO	ESP	BMW 320si	1:37.668	9	0.628	136.49
10	12		Yvan MULLER	FRA	SEAT Leon TDI	1:37.704	9	0.664	136.44
11	1		Andy PRIAULX	GBR	BMW 320si	1:37.740	13	0.700	136.39
12	31	I	Sergio HERNANDEZ	ESP	BMW 320si	1:37.770	10	0.730	136.34
13	9		Jordi GENE	ESP	SEAT Leon TDI	1:37.773	9	0.733	136.34
14	15		James THOMPSON	GBR	Honda Accord Euro R	1:37.887	11	0.847	136.18
15	17	I	Takayuki AOKI	JPN	BMW 320si	1:37.937	11	0.897	136.11
16	42	I	Franz ENGSTLER	GER	BMW 320si	1:38.041	10	1.001	135.97
17	20		Tom CORONEL	NED	SEAT Leon	1:38.146	10	1.106	135.82
18	4		Alessandro ZANARDI	ITA	BMW 320si	1:38.189	11	1.149	135.76
19	6		Nicola LARINI	ITA	Chevrolet Lacetti	1:38.322	10	1.282	135.58
20	75	I	Norbert MICHELISZ	HUN	SEAT Leon	1:38.421	9	1.381	135.44
21	80		Manabu ORIDO	JPN	Chevrolet Lacetti	1:38.543	12	1.503	135.27
22	29	I	Jaap VAN LAGEN	NED	Lada 110	1:39.141	12	2.101	134.46
23	72		Yukinori TANIGUCHI	JPN	Honda Accord Euro R	1:39.832	13	2.792	133.53
24	88	I	Matthew MARSH	HKG	BMW 320si	1:39.914	8	2.874	133.42
25	43	I	Andrey ROMANOV	RUS	BMW 320si	1:39.920	6	2.880	133.41
26	27	I	Kirill LADYGIN	RUS	Lada 110	1:40.278	11	3.238	132.93
27	13	I	Ibrahim OKYAY	TUR	BMW 320si	1:40.858	11	3.818	132.17
28	81	I	Masaki KANO	JPN	BMW 320i	1:41.559	11	4.519	131.26
29	69	I	Melvin CHOO	SIN	BMW 320si	1:42.547	14	5.507	129.99

QUALIFICATION MAXIMA 1:43.832

Subject to technical scrutineering. Car 28 did not participate
Weather/Track: Overcast 17°/Dry 19°

Okayama
Circuit Length = 3.7030 km.
Start: 16:00 End: 16:30

Race Director:	Steward:	Timekeeper:
----------------	----------	-------------

2008 FIA World Touring Car Championship QUALIFYING RESULT

POS	NO	CL	DRIVER	NAT	CAR	TIME	LAPS	GAP	KPH
1	3		Augusto FARFUS	BRA	BMW 320si	1:37.040	8		137.37
2	2		Jorg MULLER	GER	BMW 320si	1:37.267	10	0.227	137.05
3	11		Gabriele TARQUINI	ITA	SEAT Leon TDI	1:37.272	8	0.232	137.04
4	18		Tiago MONTEIRO	POR	SEAT Leon TDI	1:37.354	9	0.314	136.93
5	8		Alain MENU	SUI	Chevrolet Lacetti	1:37.422	7	0.382	136.83
6	10		Rickard RYDELL	SWE	SEAT Leon TDI	1:37.458	8	0.418	136.78
7	26	I	Stefano D'ASTE	ITA	BMW 320si	1:37.534	11	0.494	136.67
8	7		Robert HUFF	GBR	Chevrolet Lacetti	1:37.610	10	0.570	136.57
9	5		Felix PORTEIRO	ESP	BMW 320si	1:37.668	9	0.628	136.49
10	12		Yvan MULLER	FRA	SEAT Leon TDI	1:37.704	9	0.664	136.44
11	1		Andy PRIAULX	GBR	BMW 320si	1:37.740	13	0.700	136.39
12	31	I	Sergio HERNANDEZ	ESP	BMW 320si	1:37.770	10	0.730	136.34
13	9		Jordi GENE	ESP	SEAT Leon TDI	1:37.773	9	0.733	136.34
14	15		James THOMPSON	GBR	Honda Accord Euro R	1:37.887	11	0.847	136.18
15	17	I	Takayuki AOKI	JPN	BMW 320si	1:37.937	11	0.897	136.11
16	42	I	Franz ENGSTLER	GER	BMW 320si	1:38.041	10	1.001	135.97
17	20		Tom CORONEL	NED	SEAT Leon	1:38.146	10	1.106	135.82
18	4		Alessandro ZANARDI	ITA	BMW 320si	1:38.189	11	1.149	135.76
19	6		Nicola LARINI	ITA	Chevrolet Lacetti	1:38.322	10	1.282	135.58
20	75	I	Norbert MICHELISZ	HUN	SEAT Leon	1:38.421	9	1.381	135.44
21	80		Manabu ORIDO	JPN	Chevrolet Lacetti	1:38.543	12	1.503	135.27
22	29	I	Jaap VAN LAGEN	NED	Lada 110	1:39.141	12	2.101	134.46
23	72		Yukinori TANIGUCHI	JPN	Honda Accord Euro R	1:39.832	13	2.792	133.53
24	88	I	Matthew MARSH	HKG	BMW 320si	1:39.914	8	2.874	133.42
25	43	I	Andrey ROMANOV	RUS	BMW 320si	1:39.920	6	2.880	133.41
26	27	I	Kirill LADYGIN	RUS	Lada 110	1:40.278	11	3.238	132.93
27	13	I	Ibrahim OKYAY	TUR	BMW 320si	1:40.858	11	3.818	132.17
28	81	I	Masaki KANO	JPN	BMW 320i	1:41.669	11	4.629	131.12
29	69	I	Melvin CHOO	SIN	BMW 320si	1:42.547	14	5.507	129.99

QUALIFICATION MAXIMA 1:43.832

Car 81, Best time cancelled, Stewards decision 4 refers.

Okayama
Circuit Length = 3.7030 km.

Steward:	Steward:	Steward:
----------	----------	----------

2008 FIA World Touring Car Championship Qualifying - Sector Analysis Report

Lap S1 Time S1 Spd S2 Time S2 Spd S3 Time S3 Spd Lap Time Pit Lap S1 Time S1 Spd S2 Time S2 Spd S3 Time S3 Spd Lap Time Pit

1 PRIAULX				GBR				BMW 320si							
1	10:58.471	66.1	52.996	136.5	1:51.803	13:43.270	Pit	8	22.954	194.3	41.457	143.5	3:35.100	4:39.511	Pit
2	31.134	188.2	43.149	139.7	1:57.884	3:12.167	Pit	9	28.632	187.8	43.830	141.2	33.369	193.1	1:45.831
3	32.419	191.8	43.236	139.9	33.459	192.3	1:49.114	10	27.279	128.3	49.948	121.2	34.409	195.2	1:51.636
4	23.114	191.0	41.720	143.3	33.070	192.7	1:37.904	11	22.950	193.5	41.592	142.4	33.198	192.7	1:37.740
5	23.065	192.7	41.746	142.8	33.094	194.8	1:37.905	12	32.170	76.5	52.493	141.2	33.421	193.9	1:58.084
6	23.461	192.3	42.246	141.9	2:49.826	3:55.533	Pit	13	23.074	192.3	41.792	143.7	33.148	193.9	1:38.014
7	38.471	134.5	46.956	141.2	33.679	192.7	1:59.106								

2 MULLER				GER				BMW 320si							
1	10:51.444	163.3	48.201	99.4	38.494	195.2	12:18.139	7	22.954	195.2	41.719	143.3	33.096	192.7	1:37.769
2	23.042	194.3	41.466	143.5	33.065	195.2	1:37.573	8	26.816	191.8	42.699	140.8	7:07.588	8:17.103	Pit
3	23.012	196.0	41.867	141.7	33.278	193.5	1:38.157	9	29.855	168.5	43.633	142.4	41.794	195.2	1:55.282
4	23.300	192.3	41.948	142.6	4:07.583	5:12.831	Pit	10	22.822	196.5	41.480	142.4	32.965	194.3	1:37.267
5	28.773	188.6	44.108	137.1	34.140	193.9	1:47.021								
6	22.930	193.5	41.599	132.5	34.351	193.9	1:38.880								

3 FARFUS				BRA				BMW 320si							
1	10:46.734	193.9	44.717	139.7	1:40.771	13:12.222	Pit	6	22.880	193.5	41.207	143.5	32.953	193.1	1:37.040
2	28.557	184.4	44.504	141.0	33.490	193.9	1:46.551	7	22.995	196.0	41.534	142.6		14:09.939	Pit
3	22.909	194.3	41.496	143.3	32.888	193.1	1:37.293	8	28.215	187.8	43.824	139.1	33.759	194.8	1:45.798
4	23.008	194.8	41.552	142.8	2:15.006	3:19.566	Pit								
5	28.390	187.8	44.383	139.3	33.691	193.1	1:46.464								

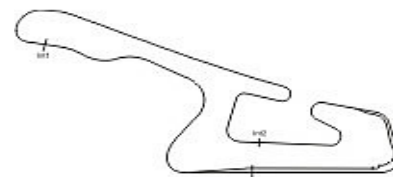
4 ZANARDI				ITA				BMW 320si							
1	10:45.273	185.1	45.927	139.5	2:30.913	14:02.113	Pit	7	23.433	191.8	41.750	142.6	5:56.931	7:02.114	Pit
2	38.697	167.5	48.308	139.1	38.232	193.9	2:05.237	8	28.419	175.0	43.949	141.5	42.083	195.6	1:54.451
3	23.178	192.7	42.327	140.4	33.368	193.1	1:38.873	9	25.659	171.1	44.240	95.3	35.065	195.6	1:44.964
4	23.396	189.8	44.832	136.3	4:45.480	5:53.708	Pit	10	23.027	195.6	41.642	141.9	33.520	193.9	1:38.189
5	29.363	188.6	44.635	138.0	34.990	194.8	1:48.988	11	23.137	195.2	41.948	141.5	33.437	193.9	1:38.522
6	23.229	193.5	41.817	142.8	33.349	190.6	1:38.395								

5 PORTEIRO				ESP				BMW 320si							
1	10:47.394	191.8	44.864	138.4	2:33.759	14:06.017	Pit	6	35.043	170.7	45.014	137.8	34.285	193.1	1:54.342
2	36.567	142.8	47.948	111.2	38.018	193.5	2:02.533	7	23.319	193.1	45.579	138.8	7:34.765	8:43.663	Pit
3	23.123	194.3	41.969	142.8	33.286	193.5	1:38.378	8	28.990	174.7	43.983	140.6	41.070	195.2	1:54.043
4	23.268	191.8	42.014	141.0	33.381	192.3	1:38.663	9	23.007	194.3	41.598	142.8	33.063	193.1	1:37.668
5	23.370	192.3	42.640	136.9	3:01.560	4:07.570	Pit								

6 LARINI				ITA				Chevrolet Lacetti							
1	10:53.370	171.1	47.641	97.6	4:44.178	16:25.189	Pit	7	25.349	168.2	44.535	137.4	3:12.409	4:22.293	Pit
2	28.729	189.8	45.322	136.7	35.965	193.9	1:50.016	8	28.795	189.4	44.047	138.4	34.173	193.9	1:47.015
3	23.089	194.3	41.932	140.1	33.301	193.1	1:38.322	9	23.004	195.2	42.217	142.8	33.227	192.7	1:38.448
4	23.829	192.7	42.201	142.6	4:22.377	5:28.407	Pit	10	23.074	193.9	42.125	141.0	33.492	192.7	1:38.691
5	33.782	192.7	45.416	115.6	36.134	193.5	1:55.332								
6	23.103	194.8	41.730	143.0	33.773	164.5	1:38.606								



Weather/Track: Overcast 17° / Dry 19°



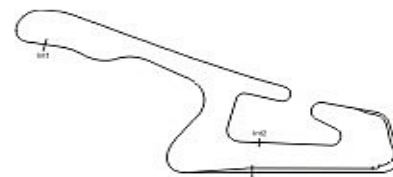
Circuit Length - 3.703 kilometres
Okayama

2008 FIA World Touring Car Championship Qualifying - Sector Analysis Report

Lap	S1 Time	S1 Spd	S2 Time	S2 Spd	S3 Time	S3 Spd	Lap Time	Pit	Lap	S1 Time	S1 Spd	S2 Time	S2 Spd	S3 Time	S3 Spd	Lap Time	Pit
7 HUFF									GBR Chevrolet Lacetti								
1	10:52.780	173.0	47.839	100.5	38.988	195.2	12:19.607		7	30.731	187.5	44.698	139.7	33.859	194.3	1:49.288	
2	23.043	194.8	41.608	144.0	33.127	194.8	1:37.778		8	23.160	193.9	41.626	144.0	9:23.113		10:27.899	Pit
3	23.471	181.4	43.345	141.5	2:42.610		3:49.426	Pit	9	37.004	162.7	44.398	136.9	33.689	196.0	1:55.091	
4	28.771	187.8	44.363	138.0	34.181	194.3	1:47.315		10	23.000	194.3	41.631	143.5	33.187	193.1	1:37.818	
5	23.051	194.8	41.457	143.3	33.102	193.9	1:37.610										
6	23.472	192.3	44.325	140.8	2:38.716		3:46.513	Pit									
8 MENU									SUI Chevrolet Lacetti								
1	15:28.190	173.7	43.745	141.9	33.771	195.2	16:45.706		5	29.249	185.5	45.687	121.6	34.132	194.8	1:49.068	
2	22.924	195.2	41.463	143.5	33.035	193.9	1:37.422		6	23.171	193.9	41.523	141.9	2:09.993		3:14.687	Pit
3	23.937	190.2	43.511	140.4	8:43.944		9:51.392	Pit	7	29.356	189.0	43.633	141.9	33.554	194.3	1:46.543	
4	30.993	175.0	48.724	134.1	3:01.001		4:20.718	Pit									
9 GENE									ESP SEAT Leon TDI								
1	10:44.979	175.7	52.427	97.1	38.362	196.0	12:15.768		6	23.127	197.3	44.326	120.8	6:33.899		7:41.352	Pit
2	23.118	196.5	41.486	143.5	33.267	194.8	1:37.871		7	32.075	171.7	51.642	127.2	38.919	197.3	2:02.636	
3	23.820	178.9	49.286	120.9	7:41.612		8:54.718	Pit	8	26.057	122.7	54.340	114.2	35.616	196.0	1:56.013	
4	32.065	166.9	48.527	132.1	35.900	196.0	1:56.492		9	23.161	195.6	41.536	144.2	33.436	194.8	1:38.133	
5	23.054	196.5	41.519	144.0	33.200	196.0	1:37.773										
10 RYDELL									SWE SEAT Leon TDI								
1	10:43.569	180.3	52.584	99.4	38.426	196.5	12:14.579		6	24.935	174.0	48.025	100.5	7:00.619		8:13.579	Pit
2	23.187	196.9	41.418	142.4	33.057	196.9	1:37.662		7	30.162	187.5	47.623	95.5	36.080	196.5	1:53.865	
3	23.154	195.6	48.459	97.1	7:59.108		9:10.721	Pit	8	22.943	196.9	41.399	142.4	33.116	196.0	1:37.458	
4	31.063	184.8	47.445	106.3	40.507	196.9	1:59.015										
5	22.954	195.6	41.589	143.5	33.361	195.2	1:37.904										
11 TARQUINI									ITA SEAT Leon TDI								
1	10:40.824	145.3	53.721	122.6	37.087	196.9	12:11.632		6	25.551	160.7	45.731	131.1	7:09.777		8:21.059	Pit
2	22.989	198.2	41.380	144.6	33.246	195.6	1:37.615		7	33.306	158.7	51.924	121.2	34.772	196.5	2:00.002	
3	25.002	161.0	48.748	122.7	6:51.376		8:05.126	Pit	8	22.950	197.8	41.272	145.1	33.130	196.0	1:37.352	
4	47.065	157.3	46.928	139.9	34.667	196.0	2:08.660										
5	22.978	197.3	41.286	144.4	33.008	195.6	1:37.272										
12 MULLER									FRA SEAT Leon TDI								
1	10:40.159	145.1	50.762	126.2	38.394	194.3	12:09.315		6	24.582	162.7	45.998	134.9	6:44.390		7:54.970	Pit
2	23.345	196.0	41.696	142.8	33.331	195.2	1:38.372		7	36.063	122.7	51.475	119.2	35.742	196.5	2:03.280	
3	25.512	161.5	48.670	133.3	7:00.851		8:15.033	Pit	8	23.004	194.8	41.361	144.4	33.339	196.0	1:37.704	
4	39.513	155.7	46.861	136.9	34.929	196.0	2:01.303		9	23.174	194.8	41.810	144.2	33.664	195.6	1:38.648	
5	23.132	198.2	41.408	144.9	33.380	194.8	1:37.920										



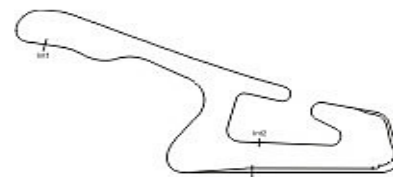
Weather/Track: Overcast 17° /Dry 19°



Circuit Length - 3.703 kilometres
Okayama

2008 FIA World Touring Car Championship Qualifying - Sector Analysis Report

Lap	S1 Time	S1 Spd	S2 Time	S2 Spd	S3 Time	S3 Spd	Lap Time	Pit	Lap	S1 Time	S1 Spd	S2 Time	S2 Spd	S3 Time	S3 Spd	Lap Time	Pit
13 OKYAY TUR BMW 320si I																	
1	11:40.981	189.4	44.165	126.2	35.707	189.8	13:00.853		7	28.448	191.0	42.578	139.7	34.008	190.6	1:45.034	
2	23.721	192.3	43.005	139.7	34.276	191.4	1:41.002		8	23.806	192.3	43.986	133.3	35.160	192.7	1:42.952	
3	24.573	185.1	43.296	138.6	34.131	190.2	1:42.000		9	23.693	191.4	42.713	141.5	34.684	185.1	1:41.090	
4	23.826	188.2	42.754	139.3	34.406	191.0	1:40.986		10	25.355	190.6	43.555	139.1	34.575	191.8	1:43.485	
5	24.149	191.8	43.008	138.6	34.856	190.6	1:42.013		11	23.938	191.4	42.853	140.8	34.067	191.0	1:40.858	
6	23.778	190.6	43.334	139.7			12:58.308	Pit									
15 THOMPSON GBR Honda Accord Euro R I																	
1	11:08.436	144.4	49.619	135.3	35.991	194.3	12:34.046		7	32.751	166.3	46.769	141.7	35.265	195.6	1:54.785	
2	23.638	194.3	42.316	142.4	33.423	196.0	1:39.377		8	23.226	196.5	41.793	141.9	33.168	194.3	1:38.187	
3	23.556	196.0	42.711	144.6	3:19.622		4:25.889	Pit	9	23.368	196.0	42.074	145.1	2:57.303		4:02.745	Pit
4	32.633	177.5	46.524	139.3	35.913	196.5	1:55.070		10	32.467	161.2	53.900		36.148	196.9	2:02.515	
5	23.197	196.0	41.697	144.0	33.096	195.6	1:37.990		11	23.071	198.2	41.603	144.2	33.213	194.8	1:37.887	
6	24.787	180.0	44.161	144.0	4:05.947		5:14.895	Pit									
17 AOKI JPN BMW 320si I																	
1	11:38.498	185.5	45.897	136.1	35.416	192.7	12:59.811		7	23.059	194.3	42.234	142.8	7:53.277		8:58.570	Pit
2	23.522	191.8	42.431	141.2	33.859	192.3	1:39.812		8	27.790	191.4	42.463	137.4	34.252	195.2	1:44.505	
3	28.729	158.4	44.362	138.6	34.242	193.9	1:47.333		9	23.320	191.0	42.097	142.6	36.798	196.0	1:42.215	
4	23.835	191.0	42.420	139.9	2:33.522		3:39.777	Pit	10	22.954	194.8	41.851	142.8	33.316	194.8	1:38.121	
5	28.821	188.2	55.706	135.9	34.590	194.3	1:59.117		11	23.238	192.7	41.993	142.4	36.012	181.0	1:41.243	
6	23.064	193.9	41.684	144.0	33.189	194.8	1:37.937										
18 MONTEIRO POR SEAT Leon TDI I																	
1	10:38.481	148.2	47.469	139.3	35.414	194.3	12:01.364		6	23.045	196.9	41.466	145.6	33.472	193.9	1:37.983	
2	23.245	196.0	41.683	146.1	33.039	195.6	1:37.967		7	24.408	177.8	44.648	138.2	7:51.083		9:00.139	Pit
3	23.175	194.3	41.491	145.6	33.221	195.6	1:37.887		8	30.803	177.8	50.360	111.3	35.600	197.8	1:56.763	
4	6:24.414	169.8	45.243	140.1	34.322	196.0	7:43.979		9	22.950	196.5	41.471	145.3	33.019	196.0	1:37.440	
5	23.166	195.6	41.243	146.3	32.945	195.6	1:37.354										
20 CORONEL NED SEAT Leon I																	
1	11:31.732	184.8	45.522	137.1	34.298	191.0	12:51.552		7	28.889	185.9	49.093	130.4	35.082	188.6	1:53.064	
2	23.587	188.2	42.194	141.5	33.417	192.3	1:39.198		8	23.088	190.6	42.148	141.7	4:18.713		5:23.949	Pit
3	23.881	190.2	42.632	129.8	4:26.354		5:32.867	Pit	9	34.462	113.0	58.285	96.2	36.817	193.5	2:09.564	
4	28.267	188.2	56.543	137.6	34.978	190.2	1:59.788		10	22.957	192.7	41.749	141.0	33.440	189.0	1:38.146	
5	23.077	190.2	41.817	141.9	33.376	189.8	1:38.270										
6	26.239	149.7	51.510	118.2	3:59.706		5:17.455	Pit									
26 D'ASTE ITA BMW 320si I																	
1	12:20.665	138.8	49.827	140.4	33.773	191.8	13:44.265		7	23.237	193.9	41.857	141.9	33.637	194.3	1:38.731	
2	23.167	193.5	42.065	142.8	33.353	191.8	1:38.585		8	26.184	154.1	48.573	127.1	4:41.662		5:56.419	Pit
3	23.134	193.9	41.930	142.1	33.240	193.1	1:38.304		9	37.619	110.4	1:00.028	116.8	35.553	194.8	2:13.200	
4	25.640	178.2	47.374	132.5	4:01.730		5:14.744	Pit	10	23.177	194.3	41.552	143.7	32.805	194.3	1:37.534	
5	34.966	154.3	49.535	122.2	34.048	195.2	1:58.549		11	22.915	196.0	41.984	141.7	33.486	188.6	1:38.385	
6	23.084	194.3	41.590	141.9	33.390	190.2	1:38.064										



Weather/Track: Overcast 17° / Dry 19°

Circuit Length - 3.703 kilometres
Okayama

2008 FIA World Touring Car Championship Qualifying - Sector Analysis Report

Lap S1 Time S1 Spd S2 Time S2 Spd S3 Time S3 Spd Lap Time Pit Lap S1 Time S1 Spd S2 Time S2 Spd S3 Time S3 Spd Lap Time Pit

27 LADYGIN RUS Lada 110							I								
1	11:35.606	182.1	44.015	136.3	34.120	187.1	12:53.741	7	23.859	188.6	43.129	137.4	34.504	184.8	1:41.492
2	23.675	189.8	42.705	139.3	33.898	187.1	1:40.278	8	23.883	189.0	43.144	138.0	34.892	159.8	1:41.919
3	23.851	191.0	43.103	138.8	4:30.247		5:37.201 Pit	9	28.783	172.4	45.977	134.9	4:50.138		6:04.898 Pit
4	29.088	177.1	44.253	138.6	34.656	185.5	1:47.997	10	33.097	185.1	44.536	138.0	34.573	187.1	1:52.206
5	24.174	138.6	52.218	133.9	34.786	186.3	1:51.178	11	23.916	190.2	43.277	138.0	34.190	186.3	1:41.383
6	23.577	189.8	42.734	138.4	34.076	185.9	1:40.387								

29 VAN LAGEN NED Lada 110							I								
1							17:05.550 Pit	8	24.236	188.2	44.475	137.8	3:17.083		4:25.794 Pit
2	31.056	184.0	46.587	137.6	34.872	187.5	1:52.515	9	32.657	121.1	51.025	125.5	38.265	191.0	2:01.947
3	25.881	178.2	43.457	138.4	34.408	188.6	1:43.746	10	23.271	191.4	42.159	142.1	33.711	187.8	1:39.141
4	23.804	189.0	43.161	138.8	34.116	187.5	1:41.081	11	23.440	192.7	43.163	138.2	38.749	190.2	1:45.352
5	23.792	189.4	43.600	137.8	2:52.215		3:59.607 Pit	12	23.482	191.8	42.402	140.6	34.333	176.1	1:40.217
6	30.177	180.0	43.632	139.7	34.068	189.8	1:47.877								
7	23.405	191.0	42.412	141.2	33.749	187.1	1:39.566								

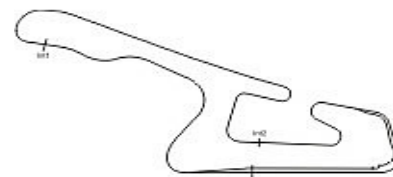
31 HERNANDEZ ESP BMW 320si							I								
1	12:19.671	149.0	49.931	139.5	33.497	192.7	13:43.099	7	23.302	191.8	41.897	141.9	33.711	192.3	1:38.910
2	23.234	193.1	41.827	143.5	33.012	193.1	1:38.073	8	24.020	170.7	44.773	141.0	8:08.755		9:17.548 Pit
3	23.453	191.4	41.823	143.5	33.132	192.3	1:38.408	9	30.504	158.4	44.419	142.8	33.324	194.3	1:48.247
4	23.584	190.6	42.992	143.0	4:08.753		5:15.329 Pit	10	23.032	194.8	41.605	142.8	33.133	193.1	1:37.770
5	35.340	154.9	49.273	129.3	34.399	194.3	1:59.012								
6	23.074	193.1	41.738	140.1	33.212	192.7	1:38.024								

42 ENGSTLER GER BMW 320si							I								
1	10:58.416	166.0	46.419	109.0	38.160	193.1	12:22.995	7	24.088	175.4	45.885	132.9	6:17.008		7:26.981 Pit
2	24.818	134.1	50.255	140.4	33.665	193.9	1:48.738	8	34.854	113.4	49.838	139.5	33.399	193.9	1:58.091
3	23.672	189.4	42.177	141.7	33.569	193.9	1:39.418	9	23.203	192.7	41.672	141.7	33.166	195.2	1:38.041
4	23.873	189.4	45.703	138.4	5:33.724		6:43.300 Pit	10	23.100	195.2	41.825	142.6	33.336	193.5	1:38.261
5	33.393	180.3	44.097	139.5	34.111	195.2	1:51.601								
6	23.203	192.7	41.886	141.7	33.410	191.8	1:38.499								

43 ROMANOV RUS BMW 320si							I								
1	10:58.974	157.3	46.363	102.9	39.588	191.0	12:24.925	5	30.677	177.5	44.069	139.9	34.118	194.3	1:48.864
2	23.744	174.4	42.938	141.9	34.163	191.0	1:40.845	6	23.509	191.4	42.826	139.5	33.585	192.3	1:39.920
3	23.754	190.6	42.929	140.4	33.995	190.2	1:40.678								
4	24.794	164.2	49.877	139.7	5:36.548		6:51.219 Pit								



Weather/Track: Overcast 17° / Dry 19°



Circuit Length - 3.703 kilometres
Okayama

2008 FIA World Touring Car Championship Qualifying - Sector Analysis Report

Lap S1 Time S1 Spd S2 Time S2 Spd S3 Time S3 Spd Lap Time Pit Lap S1 Time S1 Spd S2 Time S2 Spd S3 Time S3 Spd Lap Time Pit

69 CHOO							SIN BMW 320si							I	
1	11:15.043	151.2	49.226	133.3	36.718	187.5	12:40.987	9	32.415	175.7	45.933	134.5	35.868	188.2	1:54.216
2	25.539	164.2	46.065	138.6	37.363	187.1	1:48.967	10	24.268	189.0	44.615	136.7	35.156	189.8	1:44.039
3	25.565	175.4	44.428	138.2	35.146	190.6	1:45.139	11	24.395	189.4	44.278	131.5	34.948	189.0	1:43.621
4	24.394	188.2	44.515	138.2	35.013	189.4	1:43.922	12	24.325	188.2	44.758	134.7	35.037	191.4	1:44.120
5	24.274	187.5	43.897	139.5	34.683	188.6	1:42.854	13	24.391	186.7	44.500	126.9	46.841	128.7	1:55.732
6	23.994	188.6	43.877	138.0	34.676	189.0	1:42.547	14	31.577	161.5	55.528	136.1	35.800	170.7	2:02.905
7	24.241	187.5	43.818	139.9	34.780	189.0	1:42.839								
8	25.749	174.7	55.482	121.6	5:25.200		6:46.431 Pit								

72 TANIGUCHI							JPN Honda Accord Euro R							I	
1	11:24.330	173.0	44.139	140.8	34.239	193.9	12:42.708	8	23.746	193.5	42.833	139.7	34.519	192.3	1:41.098
2	24.008	179.2	43.118	141.2	34.006	194.3	1:41.132	9	24.371	190.6	43.614	141.9	2:48.461		3:56.446 Pit
3	23.420	193.9	42.835	141.2	34.149	192.7	1:40.404	10	30.352	160.4	44.983	141.7	34.218	192.7	1:49.553
4	23.606	193.9	44.400	100.5	4:10.958		5:18.964 Pit	11	23.448	195.2	42.377	143.5	34.080	194.3	1:39.905
5	29.224	190.6	49.278	91.3	35.135	194.3	1:53.637	12	23.524	195.6	42.481	141.5	34.304	192.3	1:40.309
6	23.658	193.9	42.232	142.4	33.942	194.3	1:39.832	13	23.730	193.5	42.683	141.9	34.563	191.8	1:40.976
7	23.531	195.6	42.397	142.4	34.153	193.5	1:40.081								

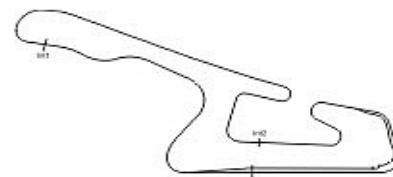
75 MICHELISZ							HUN SEAT Leon							I	
1	11:01.438	179.6	50.309	108.6	37.978	190.6	12:29.725	6	23.240	190.6	42.009	141.9	33.396	189.8	1:38.645
2	23.603	190.2	42.301	141.0	33.566	189.8	1:39.470	7	23.179	193.5	42.582	137.8	6:31.421		7:37.182 Pit
3	23.372	190.6	42.302	141.9	33.488	191.8	1:39.162	8	31.141	181.0	44.053	141.5	33.517	191.0	1:48.711
4	24.460	167.5	45.701	140.8	5:37.749		6:47.910 Pit	9	23.157	192.7	42.006	142.1	33.258	192.7	1:38.421
5	30.493	183.6	43.266	141.0	33.637	191.0	1:47.396								

80 ORIDO							JPN Chevrolet Lacetti							I	
1	10:57.281	174.7	45.321	93.7	41.557	193.1	12:24.159	8	23.220	192.3	42.104	141.0	33.927	191.4	1:39.251
2	24.171	138.8	52.969	124.3	59.292	192.3	2:16.432	9	23.451	191.0	43.164	137.8	4:48.651		5:55.266 Pit
3	23.602	189.4	42.267	140.4	33.803	192.7	1:39.672	10	28.748	185.1	45.811	134.5	34.391	193.1	1:48.950
4	23.329	191.8	42.434	140.4	34.039	193.5	1:39.802	11	23.256	190.2	41.877	141.5	33.589	193.5	1:38.722
5	24.337	188.6	43.396	140.4	2:42.743		3:50.476 Pit	12	23.118	192.3	42.024	141.7	33.951	193.1	1:39.093
6	28.922	189.0	42.054	141.9	33.567	192.7	1:44.543								
7	23.052	194.8	41.919	141.2	33.572	193.5	1:38.543								

81 KANO							JPN BMW 320i							I	
1	11:19.656	154.3	48.744	111.3	36.026	185.9	12:44.426	7	23.936	187.5	43.487	137.1	34.246	186.7	1:41.669
2	24.343	183.6	44.317	135.9	34.693	185.1	1:43.353	8	24.056	187.5	44.581	136.9	3:05.848		4:14.485 Pit
3	23.962	188.2	43.959	136.3	34.343	185.9	1:42.264	9	29.708	173.7	44.123	137.8	34.448	185.1	1:48.279
4	25.133	167.9	45.858	136.3	6:05.491		7:16.482 Pit	10	23.977	187.8	43.549	136.7	34.274	187.5	1:41.800
5	30.743	162.4	45.074	136.5	34.369	186.3	1:50.186	11	24.747	174.7	43.979	136.3	34.376	186.7	1:43.102
6	23.843	187.8	43.382	138.2	34.334	185.1	1:41.559								



Weather/Track: Overcast 17° /Dry 19°



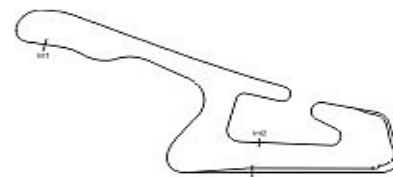
Circuit Length - 3.703 kilometres
Okayama

2008 FIA World Touring Car Championship Qualifying - Sector Analysis Report

Lap	S1 Time	S1 Spd	S2 Time	S2 Spd	S3 Time	S3 Spd	Lap Time	Pit	Lap	S1 Time	S1 Spd	S2 Time	S2 Spd	S3 Time	S3 Spd	Lap Time	Pit	
88 MARSH									HKG BMW 320si									
1	11:09.210	157.8	51.107	135.1	36.512	191.0	12:36.829		6	28.500	191.8	43.753	140.4	37.567	192.3	1:49.820		
2	24.311	186.3	43.133	139.3	34.460	189.8	1:41.904		7	23.761	189.0	42.685	140.6	33.933	191.4	1:40.379		
3	24.189	189.8	43.104	141.0	34.628	189.4	1:41.921		8	23.581	191.4	42.563	142.8	33.770	191.4	1:39.914		
4	23.884	189.8	42.984	140.1	34.114	189.8	1:40.982											
5	24.103	188.2	43.140	140.8	2:35.995		3:43.238 Pit											



Weather/Track: Overcast 17° / Dry 19°



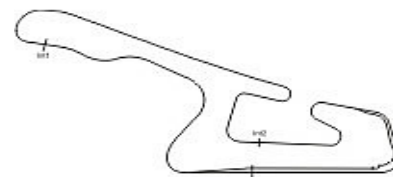
Circuit Length - 3.703 kilometres
Okayama

2008 FIA World Touring Car Championship Qualifying - Best Sector Speeds Report

SECTOR 1				SECTOR 2				SECTOR 3				
POS	NO	NAME	SPEED	LAP	NO	NAME	SPEED	LAP	NO	NAME	SPEED	LAP
1	11	TARQUINI	198.2	2	18	MONTEIRO	146.3	5	18	MONTEIRO	197.8	8
2	12	MULLER	198.2	5	11	TARQUINI	145.1	8	9	GENE	197.3	7
3	15	THOMPSON	198.2	11	15	THOMPSON	145.1	9	10	RYDELL	196.9	2
4	9	GENE	197.3	6	12	MULLER	144.9	5	11	TARQUINI	196.9	1
5	10	RYDELL	196.9	2	9	GENE	144.2	9	15	THOMPSON	196.9	10
6	18	MONTEIRO	196.9	6	7	HUFF	144.0	2	12	MULLER	196.5	7
7	2	MULLER	196.5	10	17	AOKI	144.0	6	7	HUFF	196.0	9
8	3	FARFUS	196.0	7	1	PRIAULX	143.7	13	17	AOKI	196.0	9
9	26	D'ASTE	196.0	11	26	D'ASTE	143.7	10	4	ZANARDI	195.6	8
10	4	ZANARDI	195.6	10	2	MULLER	143.5	2	1	PRIAULX	195.2	10
11	72	TANIGUCHI	195.6	7	3	FARFUS	143.5	6	2	MULLER	195.2	1
12	6	LARINI	195.2	9	8	MENU	143.5	2	5	PORTEIRO	195.2	8
13	8	MENU	195.2	2	10	RYDELL	143.5	5	8	MENU	195.2	1
14	42	ENGSTLER	195.2	10	31	HERNANDEZ	143.5	2	26	D'ASTE	195.2	5
15	7	HUFF	194.8	2	72	TANIGUCHI	143.5	11	42	ENGSTLER	195.2	5
16	17	AOKI	194.8	10	6	LARINI	143.0	6	3	FARFUS	194.8	8
17	31	HERNANDEZ	194.8	10	4	ZANARDI	142.8	6	31	HERNANDEZ	194.3	5
18	80	ORIDO	194.8	7	5	PORTEIRO	142.8	3	43	ROMANOV	194.3	5
19	1	PRIAULX	194.3	8	88	MARSH	142.8	8	72	TANIGUCHI	194.3	2
20	5	PORTEIRO	194.3	3	42	ENGSTLER	142.6	10	6	LARINI	193.9	2
21	75	MICHELISZ	193.5	7	29	VAN LAGEN	142.1	10	20	CORONEL	193.5	9
22	20	CORONEL	192.7	10	75	MICHELISZ	142.1	9	80	ORIDO	193.5	4
23	29	VAN LAGEN	192.7	11	20	CORONEL	141.9	5	13	OKYAY	192.7	8
24	13	OKYAY	192.3	2	43	ROMANOV	141.9	2	75	MICHELISZ	192.7	9
25	88	MARSH	191.8	6	80	ORIDO	141.9	6	88	MARSH	192.3	6
26	43	ROMANOV	191.4	6	13	OKYAY	141.5	9	69	CHOO	191.4	12
27	27	LADYGIN	191.0	3	69	CHOO	139.9	7	29	VAN LAGEN	191.0	9
28	69	CHOO	189.4	11	27	LADYGIN	139.3	2	81	KANO	187.5	10
29	81	KANO	188.2	3	81	KANO	138.2	6	27	LADYGIN	187.1	1



Weather/Track: Overcast 17° /Dry 19°



Circuit Length - 3.703 kilometres
Okayama

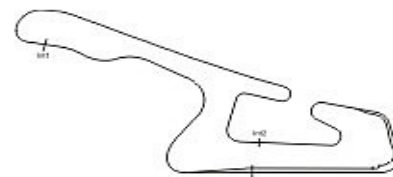
2008 FIA World Touring Car Championship Qualifying - Best Sector Times Report

POS	NO	SECTOR 1			SECTOR 2			SECTOR 3			NAME	IDEAL/BEST LAP COMPARISON			
		TIME	LAP	NO	TIME	LAP	NO	TIME	LAP	NO		IDEAL	BEST	LAP	DIFF
1	2	22.822	10	3	41.207	6	26	32.805	10	3	FARFUS	1:36.975	1:37.040	6	+ 0.065
2	3	22.880	6	18	41.243	5	3	32.888	3	18	MONTEIRO	1:37.138	1:37.354	5	+ 0.216
3	26	22.915	11	11	41.272	8	18	32.945	5	11	TARQUINI	1:37.230	1:37.272	5	+ 0.042
4	8	22.924	2	12	41.361	8	2	32.965	10	2	MULLER	1:37.253	1:37.267	10	+ 0.014
5	10	22.943	8	10	41.399	8	11	33.008	5	26	D'ASTE	1:37.272	1:37.534	10	+ 0.262
6	1	22.950	11	1	41.457	8	31	33.012	2	10	RYDELL	1:37.399	1:37.458	8	+ 0.059
7	11	22.950	8	7	41.457	5	8	33.035	2	8	MENU	1:37.422	1:37.422	2	+ 0.000
8	18	22.950	9	8	41.463	2	10	33.057	2	1	PRIAULX	1:37.477	1:37.740	11	+ 0.263
9	17	22.954	10	2	41.466	2	5	33.063	9	7	HUFF	1:37.559	1:37.610	5	+ 0.051
10	20	22.957	10	9	41.486	2	1	33.070	4	31	HERNANDEZ	1:37.649	1:37.770	10	+ 0.121
11	7	23.000	10	26	41.552	10	15	33.096	5	5	PORTEIRO	1:37.668	1:37.668	9	+ 0.000
12	6	23.004	9	5	41.598	9	7	33.102	5	12	MULLER	1:37.696	1:37.704	8	+ 0.008
13	12	23.004	8	15	41.603	11	42	33.166	9	9	GENE	1:37.740	1:37.773	5	+ 0.033
14	5	23.007	9	31	41.605	10	17	33.189	6	15	THOMPSON	1:37.770	1:37.887	11	+ 0.117
15	4	23.027	10	4	41.642	10	9	33.200	5	17	AOKI	1:37.827	1:37.937	6	+ 0.110
16	31	23.032	10	42	41.672	9	6	33.227	9	42	ENGSTLER	1:37.938	1:38.041	9	+ 0.103
17	80	23.052	7	17	41.684	6	75	33.258	9	6	LARINI	1:37.961	1:38.322	3	+ 0.361
18	9	23.054	5	6	41.730	6	12	33.331	2	4	ZANARDI	1:38.018	1:38.189	10	+ 0.171
19	15	23.071	11	20	41.749	10	4	33.349	6	20	CORONEL	1:38.082	1:38.146	10	+ 0.064
20	42	23.100	10	80	41.877	11	20	33.376	5	75	MICHELISZ	1:38.421	1:38.421	9	+ 0.000
21	75	23.157	9	75	42.006	9	80	33.567	6	80	ORIDO	1:38.496	1:38.543	7	+ 0.047
22	29	23.271	10	29	42.159	10	43	33.585	6	29	VAN LAGEN	1:39.141	1:39.141	10	+ 0.000
23	72	23.420	3	72	42.232	6	29	33.711	10	72	TANIGUCHI	1:39.594	1:39.832	6	+ 0.238
24	43	23.509	6	88	42.563	8	88	33.770	8	88	MARSH	1:39.914	1:39.914	8	+ 0.000
25	27	23.577	6	13	42.578	7	27	33.898	2	43	ROMANOV	1:39.920	1:39.920	6	+ 0.000
26	88	23.581	8	27	42.705	2	72	33.942	6	27	LADYGIN	1:40.180	1:40.278	2	+ 0.098
27	13	23.693	9	43	42.826	6	13	34.008	7	13	OKYAY	1:40.279	1:40.858	11	+ 0.579
28	81	23.843	6	81	43.382	6	81	34.246	7	81	KANO	1:41.471	1:41.559	6	+ 0.088
29	69	23.994	6	69	43.818	7	69	34.676	6	69	CHOO	1:42.488	1:42.547	6	+ 0.059

'Perfect Lap' - 1:36.834



Weather/Track: Overcast 17° /Dry 19°



Circuit Length - 3.703 kilometres
Okayama

2008 FIA World Touring Car Championship WARM UP

POS	NO	CL	DRIVER	NAT	CAR	TIME	LAPS	GAP	KPH
1	1		Andy PRIAULX	GBR	BMW 320si	1:49.951	8		121.24
2	3		Augusto FARFUS	BRA	BMW 320si	1:50.086	8	0.135	121.09
3	15		James THOMPSON	GBR	Honda Accord Euro R	1:50.497	8	0.546	120.64
4	2		Jorg MULLER	GER	BMW 320si	1:50.587	8	0.636	120.54
5	20		Tom CORONEL	NED	SEAT Leon	1:50.794	7	0.843	120.32
6	11		Gabriele TARQUINI	ITA	SEAT Leon TDI	1:50.911	8	0.960	120.19
7	12		Yvan MULLER	FRA	SEAT Leon TDI	1:50.924	6	0.973	120.18
8	5		Felix PORTEIRO	ESP	BMW 320si	1:51.000	8	1.049	120.09
9	4		Alessandro ZANARDI	ITA	BMW 320si	1:51.001	8	1.050	120.09
10	26	I	Stefano D'ASTE	ITA	BMW 320si	1:51.027	8	1.076	120.06
11	10		Rickard RYDELL	SWE	SEAT Leon TDI	1:51.037	8	1.086	120.05
12	18		Tiago MONTEIRO	POR	SEAT Leon TDI	1:51.211	7	1.260	119.86
13	9		Jordi GENE	ESP	SEAT Leon TDI	1:51.244	7	1.293	119.83
14	8		Alain MENU	SUI	Chevrolet Lacetti	1:51.286	8	1.335	119.78
15	7		Robert HUFF	GBR	Chevrolet Lacetti	1:51.336	8	1.385	119.73
16	31	I	Sergio HERNANDEZ	ESP	BMW 320si	1:51.565	8	1.614	119.48
17	6		Nicola LARINI	ITA	Chevrolet Lacetti	1:51.724	8	1.773	119.31
18	80		Manabu ORIDO	JPN	Chevrolet Lacetti	1:51.871	8	1.920	119.16
19	75	I	Norbert MICHELISZ	HUN	SEAT Leon	1:52.704	8	2.753	118.28
20	29	I	Jaap VAN LAGEN	NED	Lada 110	1:53.018	7	3.067	117.95
21	27	I	Kirill LADYGIN	RUS	Lada 110	1:53.206	8	3.255	117.75
22	42	I	Franz ENGSTLER	GER	BMW 320si	1:53.655	7	3.704	117.29
23	17	I	Takayuki AOKI	JPN	BMW 320si	1:53.825	7	3.874	117.11
24	43	I	Andrey ROMANOV	RUS	BMW 320si	1:53.839	8	3.888	117.10
25	13	I	Ibrahim OKYAY	TUR	BMW 320si	1:53.999	5	4.048	116.93
26	72		Yukinori TANIGUCHI	JPN	Honda Accord Euro R	1:55.885	5	5.934	115.03
27	81	I	Masaki KANO	JPN	BMW 320i	1:57.708	5	7.757	113.25
28	88	I	Matthew MARSH	HKG	BMW 320si	1:59.424	7	9.473	111.62
29	69	I	Melvin CHOO	SIN	BMW 320si	2:43.365	2	53.414	81.60

Weather/Track: Light Rain 13°/Wet 15°

Okayama
Circuit Length = 3.7030 km.
Start: 9:30 End: 9:45

Race Director:	Steward:	Timekeeper:
----------------	----------	-------------

2008 FIA World Touring Car Championship

Warm-Up - Sector Analysis Report

Lap S1 Time S1 Spd S2 Time S2 Spd S3 Time S3 Spd Lap Time Pit Lap S1 Time S1 Spd S2 Time S2 Spd S3 Time S3 Spd Lap Time Pit

1 PRIAULX					GBR		BMW 320si								
1	10:53.167	156.7	50.227	133.7	41.157	186.3	12:24.551	6	31.420	180.7	48.287	132.3	37.572	187.5	1:57.279
2	26.846	169.8	48.672	132.9	38.232	187.1	1:53.750	7	25.880	180.7	46.886	135.3	37.185	187.5	1:49.951
3	26.394	181.4	48.085	134.5	37.769	188.2	1:52.248	8	25.708	185.9	54.376	131.1	42.506	147.5	2:02.590
4	29.807	164.8	47.612	133.9	37.769	188.2	1:55.188								
5	27.669	173.0	48.254	131.3	1:50.149		3:06.072 Pit								

2 MULLER					GER		BMW 320si								
1	10:59.105	147.7	49.468	134.3	41.485	186.7	12:30.058	6	25.898	185.1	47.253	131.5	37.436	187.5	1:50.587
2	26.409	180.0	47.137	134.1	37.480	188.6	1:51.026	7	26.032	184.8	47.327	133.5	38.148	186.7	1:51.507
3	26.348	184.0	47.150	135.5	37.252	188.6	1:50.750	8	26.397	184.0	47.517	133.3	37.701	187.1	1:51.615
4	29.258	167.5	47.640	134.5	37.449	188.2	1:54.347								
5	26.827	182.9	47.389	134.1	37.499	185.9	1:51.715								

3 FARFUS					BRA		BMW 320si								
1	11:00.277	163.3	51.179	115.3	40.634	187.5	12:32.090	6	25.832	188.2	47.066	136.5	37.557	188.2	1:50.455
2	25.937	188.2	47.264	134.9	37.097	189.8	1:50.298	7	25.776	187.5	46.888	135.7	37.422	188.6	1:50.086
3	26.266	178.5	47.636	102.0	39.329	187.5	1:53.231	8	26.011	187.1	47.010	135.7	37.428	188.2	1:50.449
4	25.806	186.3	53.052	135.9	37.627	184.4	1:56.485								
5	25.790	187.5	47.321	135.1	42.949	188.2	1:56.060								

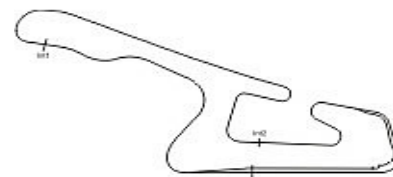
4 ZANARDI					ITA		BMW 320si								
1	10:54.877	148.2	49.907	131.7	38.596	187.5	12:23.380	6	26.358	185.9	47.519	134.7	38.183	187.1	1:52.060
2	26.721	168.5	48.498	133.5	38.352	188.2	1:53.571	7	26.442	168.5	59.793	71.5	43.125	188.2	2:09.360
3	26.143	187.1	47.759	133.1	38.045	187.5	1:51.947	8	25.903	189.0	47.246	135.3	37.852	187.5	1:51.001
4	35.738	141.9	55.393	87.1	42.456	187.1	2:13.587								
5	26.081	184.0	47.795	132.3	38.477	186.7	1:52.353								

5 PORTEIRO					ESP		BMW 320si								
1	10:58.408	152.0	49.416	134.9	38.764	187.1	12:26.588	6	25.872	177.8	47.886	134.1	37.883	184.8	1:51.641
2	26.558	161.5	48.222	134.1	38.181	187.1	1:52.961	7	25.866	184.0	47.427	136.5	37.707	187.8	1:51.000
3	26.041	173.0	48.004	134.9	37.776	187.1	1:51.821	8	25.829	185.9	47.682	134.3	37.684	186.7	1:51.195
4	29.414	167.9	48.892	134.1	37.467	188.6	1:55.773								
5	26.552	173.7	48.355	134.1	38.143	187.1	1:53.050								

6 LARINI					ITA		Chevrolet Lacetti								
1	11:46.214	156.7	49.359	129.6	38.159	184.0	13:13.732	6	26.399	182.5	47.813	128.5	38.801	179.2	1:53.013
2	26.927	180.3	47.763	129.3	37.842	185.9	1:52.532	7	26.760	185.5	47.669	132.9	37.951	185.5	1:52.380
3	27.047	181.0	47.944	128.2	38.691	178.5	1:53.682	8	26.287	178.2	47.508	132.7	37.929	185.1	1:51.724
4	26.344	177.8	47.707	131.1	38.540	180.3	1:52.591								
5	26.512	180.7	48.366	128.7	38.258	183.6	1:53.136								



Weather/Track: Light Rain 13° /Wet 15°



Circuit Length - 3.703 kilometres
Okayama

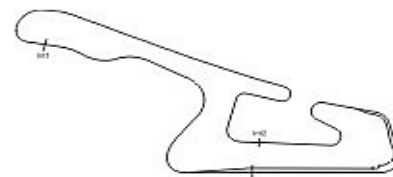
2008 FIA World Touring Car Championship

Warm-Up - Sector Analysis Report

Lap	S1 Time	S1 Spd	S2 Time	S2 Spd	S3 Time	S3 Spd	Lap Time	Pit	Lap	S1 Time	S1 Spd	S2 Time	S2 Spd	S3 Time	S3 Spd	Lap Time	Pit
7 HUFF									GBR Chevrolet Lacetti								
1	11:12.127	147.7	49.709	133.3	38.172	184.8	12:40.008		6	25.951	182.1	47.595	134.5	37.869	185.9	1:51.415	
2	26.301	169.4	47.382	134.5	37.653	186.7	1:51.336		7	26.029	185.5	47.975	133.1	39.995	186.3	1:53.999	
3	26.060	178.2	47.461	134.1	37.862	184.4	1:51.383		8	25.982	181.4	47.588	131.5	38.051	184.8	1:51.621	
4	26.040	173.4	47.738	133.7	38.274	185.1	1:52.052										
5	25.965	181.4	47.648	134.5	38.046	185.9	1:51.659										
8 MENU									SUI Chevrolet Lacetti								
1	11:54.085	152.8	49.782	130.4	38.409	186.3	13:22.276		6	26.106	183.6	47.801	134.7	38.405	184.4	1:52.312	
2	26.281	180.7	47.948	133.9	42.651	185.1	1:56.880		7	26.907	173.4	49.118	132.5	39.013	186.3	1:55.038	
3	26.271	182.9	47.627	134.1	38.020	184.4	1:51.918		8	25.972	184.4	47.518	132.5	37.796	185.5	1:51.286	
4	26.040	184.4	47.558	134.1	38.494	178.5	1:52.092										
5	26.041	184.0	48.087	133.1	38.288	182.9	1:52.416										
9 GENE									ESP SEAT Leon TDI								
1	10:49.948	162.4	50.154	131.5	38.873	188.2	12:18.975		5	26.190	188.2	47.387	135.1	37.667	190.2	1:51.244	
2	26.621	180.3	48.216	135.9	37.849	190.2	1:52.686		6	34.192	172.4	48.483	133.3	38.159	189.4	2:00.834	
3	26.284	187.5	47.693	135.3	37.943	189.0	1:51.920		7	25.985	187.5	47.838	135.5	38.153	190.2	1:51.976	
4	25.926	187.1	47.826	135.7	37.801	190.2	1:51.553										
10 RYDELL									SWE SEAT Leon TDI								
1	10:47.720	174.7	51.298	106.0	38.932	189.0	12:17.950		6	25.846	184.4	47.726	133.9	37.669	190.6	1:51.241	
2	26.216	180.0	47.899	134.7	37.635	189.8	1:51.750		7	26.204	181.8	49.685	128.9	39.411	189.8	1:55.300	
3	25.967	182.1	47.880	135.9	37.906	189.0	1:51.753		8	26.028	185.9	47.446	133.7	37.687	189.8	1:51.161	
4	26.310	174.7	47.881	137.1	37.667	189.8	1:51.858										
5	25.981	183.2	47.517	137.1	37.539	189.8	1:51.037										
11 TARQUINI									ITA SEAT Leon TDI								
1	10:44.082	146.8	50.504	132.3	38.314	188.6	12:12.900		6	25.780	186.3	47.551	136.9	37.829	189.4	1:51.160	
2	26.472	177.1	47.729	133.1	37.609	189.8	1:51.810		7	27.763	161.0	52.718	90.5	42.396	191.0	2:02.877	
3	26.051	185.1	47.538	136.5	37.621	187.8	1:51.210		8	25.860	189.8	47.235	137.6	37.816	189.4	1:50.911	
4	26.032	182.5	47.242	138.2	37.774	188.2	1:51.048										
5	25.727	189.4	47.727	137.1	37.729	189.4	1:51.183										
12 MULLER									FRA SEAT Leon TDI								
1	10:43.564	148.7	51.018	104.6	40.087	188.2	12:14.669		5	26.050	183.2	47.345	135.5	38.014	188.6	1:51.409	
2	25.996	173.7	47.801	134.9	37.516	189.0	1:51.313		6	25.883	190.2	47.372	132.5	37.669	188.6	1:50.924	
3	25.935	178.9	47.753	136.9	37.631	189.0	1:51.319										
4	25.896	179.6	47.416	135.3	38.206	184.4	1:51.518										
13 OKYAY									TUR BMW 320si								
1	15:05.669	127.6	52.408	123.4	40.033	184.4	16:38.110		4	26.767	170.4	49.300	130.0	39.378	186.7	1:55.445	
2	28.333	138.0	50.935	130.8	40.038	177.5	1:59.306		5	26.414	177.1	48.719	130.8	38.866	168.8	1:53.999	
3	27.585	168.5	49.184	129.8	41.286	185.9	1:58.055										



Weather/Track: Light Rain 13° /Wet 15°



Circuit Length - 3.703 kilometres
Okayama

2008 FIA World Touring Car Championship

Warm-Up - Sector Analysis Report

Lap S1 Time S1 Spd S2 Time S2 Spd S3 Time S3 Spd Lap Time Pit Lap S1 Time S1 Spd S2 Time S2 Spd S3 Time S3 Spd Lap Time Pit

15 THOMPSON						GBR		Honda Accord Euro R							
1	11:16.964	133.9	1:07.345	133.7	40.865	189.4	13:05.174	6	25.763	187.8	47.164	136.3	37.599	188.6	1:50.526
2	26.832	175.7	47.798	132.3	37.889	189.4	1:52.519	7	25.935	189.8	46.922	134.7	37.640	187.8	1:50.497
3	26.183	181.4	47.481	136.7	38.155	190.2	1:51.819	8	25.809	189.0	46.908	135.5	37.912	186.7	1:50.629
4	33.162	107.7	56.503	137.6	38.089	189.0	2:07.754								
5	26.054	184.8	46.950	134.7	37.831	187.5	1:50.835								

17 AOKI						JPN		BMW 320si							
1	12:48.050	172.4	50.030	98.2	43.020	182.5	14:21.100	5	26.746	178.9	48.373	132.9	38.706	186.7	1:53.825
2	28.375	151.2	50.519	131.1	39.086	186.7	1:57.980	6	26.769	175.0	48.988	129.3	39.063	185.9	1:54.820
3	26.794	171.7	49.870	128.9	40.304	186.7	1:56.968	7	26.833	180.7	48.643	131.5	38.661	186.3	1:54.137
4	26.673	180.0	48.711	127.1	39.783	186.7	1:55.167								

18 MONTEIRO						POR		SEAT Leon TDI							
1	10:42.722	139.7	50.236	133.9	38.307	185.9	12:11.265	5	26.215	176.1	47.824	136.3	37.917	189.0	1:51.956
2	26.524	176.1	47.319	135.1	37.468	189.0	1:51.311	6	25.849	181.8	47.587	134.1	37.775	190.6	1:51.211
3	26.147	180.3	47.688	137.1	42.121	191.0	1:55.956	7	26.065	184.8	48.736	129.3	42.288	157.0	1:57.089
4	26.043	180.3	47.749	135.3	37.980	189.0	1:51.772								

20 CORONEL						NED		SEAT Leon							
1	11:13.914	151.2	49.251	133.1	38.202	185.1	12:41.367	5	25.987	183.6	47.424	132.1	38.024	185.5	1:51.435
2	26.226	180.7	47.732	134.9	38.017	185.9	1:51.975	6	25.811	183.2	47.201	133.9	2:22.647		3:35.659 Pit
3	29.067	174.0	47.521	134.9	37.885	185.5	1:54.473	7	30.581	184.4	48.439	134.1	37.933	185.1	1:56.953
4	25.636	182.9	47.195	133.7	37.963	185.1	1:50.794								

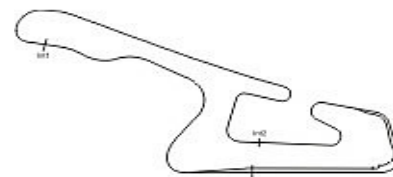
26 D'ASTE						ITA		BMW 320si							
1	11:01.535	168.5	50.543	108.8	42.930	186.7	12:35.008	6	26.170	186.7	47.185	135.1	37.839	186.7	1:51.194
2	26.585	186.7	48.022	134.5	38.870	184.0	1:53.477	7	26.003	188.6	47.642	133.5	37.597	187.5	1:51.242
3	26.222	185.9	47.702	134.1	37.684	185.9	1:51.608	8	26.173	186.3	47.136	133.1	37.826	186.3	1:51.135
4	25.998	187.8	47.517	134.5	37.512	186.7	1:51.027								
5	26.149	185.5	47.508	133.7	37.523	186.3	1:51.180								

27 LADYGIN						RUS		Lada 110							
1	11:19.619	144.6	54.498	124.6	39.631	178.5	12:53.748	6	26.798	181.8	49.170	126.7	38.601	180.7	1:54.569
2	28.491	161.5	50.767	127.2	39.822	180.3	1:59.080	7	26.679	183.2	54.191	130.0	38.725	180.3	1:59.595
3	27.640	169.1	52.598	129.4	38.955	181.4	1:59.193	8	26.611	167.2	48.933	130.4	38.671	179.6	1:54.215
4	28.473	174.7	49.410	132.7	38.528	180.7	1:56.411								
5	26.572	180.3	48.244	132.3	38.390	179.6	1:53.206								

29 VAN LAGEN						NED		Lada 110							
1	13:10.281	161.2	49.483	130.8	38.659	183.6	14:38.423	5	26.476	184.4	1:04.178	131.0	38.876	183.6	2:09.530
2	26.772	175.7	48.079	131.5	38.167	183.2	1:53.018	6	26.969	176.8	48.425	132.7	38.328	183.2	1:53.722
3	26.700	177.5	48.373	131.1	38.346	183.2	1:53.419	7	26.572	175.4	48.373	132.1	38.279	184.0	1:53.224
4	26.362	182.5	48.870	128.5	38.352	183.2	1:53.584								



Weather/Track: Light Rain 13° /Wet 15°

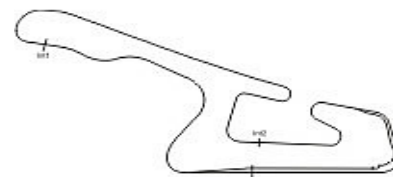


Circuit Length - 3.703 kilometres
Okayama

2008 FIA World Touring Car Championship

Warm-Up - Sector Analysis Report

Lap	S1 Time	S1 Spd	S2 Time	S2 Spd	S3 Time	S3 Spd	Lap Time	Pit	Lap	S1 Time	S1 Spd	S2 Time	S2 Spd	S3 Time	S3 Spd	Lap Time	Pit
31 HERNANDEZ ESP BMW 320si I																	
1	11:02.317	158.1	49.382	129.4	40.951	187.1	12:32.650		6	26.045	180.7	47.959	133.3	37.906	187.1	1:51.910	
2	26.355	181.0	47.449	132.9	37.803	187.8	1:51.607		7	26.200	181.4	48.388	119.8	38.155	187.5	1:52.743	
3	26.309	170.1	47.771	134.7	37.906	188.2	1:51.986		8	26.187	182.1	47.710	132.7	37.668	187.8	1:51.565	
4	26.051	178.5	48.173	134.3	37.564	188.2	1:51.788										
5	26.124	176.1	48.352	133.5	38.238	187.5	1:52.714										
42 ENGSTLER GER BMW 320si I																	
1	11:13.983	120.8	53.781	131.5	41.037	147.5	12:48.801		5	26.600	172.7	48.867	135.1	38.188	187.1	1:53.655	
2	28.491	161.5	49.307	134.1	38.708	187.5	1:56.506		6	27.214	175.7	49.260	136.1	1:48.758		3:05.232	Pit
3	27.089	171.4	48.518	135.3	38.347	187.5	1:53.954		7	31.007	169.1	48.696	134.9	38.635	187.5	1:58.338	
4	27.101	159.8	48.484	135.7	38.569	186.7	1:54.154										
43 ROMANOV RUS BMW 320si I																	
1	11:16.459	105.2	57.161	106.5	41.505	182.5	12:55.125		6	26.863	175.0	48.454	130.0	38.522	187.1	1:53.839	
2	30.646	138.4	52.796	124.6	40.533	185.1	2:03.975		7	27.511	165.7	48.921	132.7	38.234	186.7	1:54.666	
3	27.797	153.0	49.665	128.9	38.798	185.9	1:56.260		8	26.817	165.4	48.695	133.3	38.371	186.7	1:53.883	
4	27.681	156.5	49.336	129.6	40.024	155.4	1:57.041										
5	27.876	155.7	49.137	130.4	40.153	186.3	1:57.166										
69 CHOO SIN BMW 320si I																	
1							20:04.914	Pit									
2	54.030	95.2	1:00.223	112.0	49.112	146.8	2:43.365										
72 TANIGUCHI JPN Honda Accord Euro R																	
1	11:33.774	121.7	54.182	128.3	40.302	185.1	13:08.258		4	38.655	151.2	49.992	129.4	39.388	188.2	2:08.035	
2	28.116	161.0	49.383	129.8	39.845	165.1	1:57.344		5	27.175	172.4	49.451	128.9	39.259	184.8	1:55.885	
3	29.998	141.0	51.390	128.7	4:58.747		6:20.135	Pit									
75 MICHELISZ HUN SEAT Leon I																	
1	11:17.859	137.8	51.130	133.7	38.214	186.3	12:47.203		6	26.548	185.1	48.375	133.5	38.777	186.3	1:53.700	
2	26.963	166.3	48.362	133.7	38.037	186.3	1:53.362		7	26.742	182.1	48.222	133.9	38.602	185.1	1:53.566	
3	26.646	180.0	48.052	134.5	38.292	185.9	1:52.990		8	26.661	184.8	48.392	133.5	38.520	184.0	1:53.573	
4	26.466	182.5	47.810	133.5	38.428	185.9	1:52.704										
5	26.277	181.8	48.372	132.7	38.526	185.9	1:53.175										
80 ORIDO JPN Chevrolet Lacetti																	
1	11:31.740	146.8	50.962	131.9	38.902	185.9	13:01.604		6	26.192	184.8	48.318	135.1	38.300	187.5	1:52.810	
2	27.065	172.4	48.404	134.7	38.638	185.9	1:54.107		7	26.079	182.1	47.744	134.1	38.118	187.8	1:51.941	
3	26.560	179.6	48.720	135.5	38.286	186.3	1:53.566		8	25.995	184.8	47.824	134.9	38.052	187.1	1:51.871	
4	26.272	178.5	47.386	134.5	38.268	186.7	1:51.926										
5	26.327	180.0	47.758	133.1	38.354	187.1	1:52.439										



Weather/Track: Light Rain 13° / Wet 15°

Circuit Length - 3.703 kilometres
Okayama

2008 FIA World Touring Car Championship Warm-Up - Sector Analysis Report

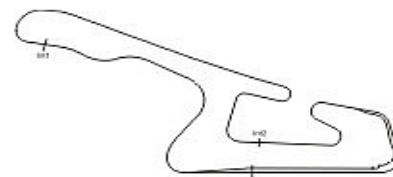
Lap S1 Time S1 Spd S2 Time S2 Spd S3 Time S3 Spd Lap Time Pit Lap S1 Time S1 Spd S2 Time S2 Spd S3 Time S3 Spd Lap Time Pit

81 KANO							JPN		BMW 320i					I	
1	11:26.112	130.6	54.365	116.2	41.254	168.5	13:01.731	4	33.126	152.0	51.187	126.0	39.790	180.0	2:04.103
2	29.112	156.7	52.714	123.6	41.319	175.4	2:03.145	5	27.777	161.2	50.265	129.1	39.666	167.2	1:57.708
3	29.229	141.7	51.866	125.3	4:53.629		6:14.724 Pit								

88 MARSH							HKG		BMW 320si					I	
1	12:19.391	135.9	54.323	123.6	41.999	176.1	13:55.713	5	28.872	155.4	50.753	129.4	39.799	174.4	1:59.424
2	30.322	149.7	55.690	126.0	42.265	171.7	2:08.277	6	28.710	163.9	51.239	128.9	39.975	182.5	1:59.924
3	29.333	159.0	51.006	128.7	40.434	179.2	2:00.773	7	28.215	161.2	53.132	129.8	39.943	181.8	2:01.290
4	30.995	146.1	56.673	118.4	40.894	180.7	2:08.562								



Weather/Track: Light Rain 13° /Wet 15°



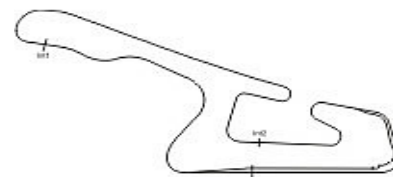
Circuit Length - 3.703 kilometres
Okayama

2008 FIA World Touring Car Championship Warm-Up - Best Sector Speeds Report

SECTOR 1				SECTOR 2				SECTOR 3				
POS	NO	NAME	SPEED	LAP	NO	NAME	SPEED	LAP	NO	NAME	SPEED	LAP
1	12	MULLER	190.2	6	11	TARQUINI	138.2	4	11	TARQUINI	191.0	7
2	11	TARQUINI	189.8	8	15	THOMPSON	137.6	4	18	MONTEIRO	191.0	3
3	15	THOMPSON	189.8	7	10	RYDELL	137.1	4	10	RYDELL	190.6	6
4	4	ZANARDI	189.0	8	18	MONTEIRO	137.1	3	9	GENE	190.2	2
5	26	D'ASTE	188.6	7	12	MULLER	136.9	3	15	THOMPSON	190.2	3
6	3	FARFUS	188.2	2	3	FARFUS	136.5	6	3	FARFUS	189.8	2
7	9	GENE	188.2	5	5	PORTEIRO	136.5	7	12	MULLER	189.0	2
8	1	PRIAULX	185.9	8	42	ENGSTLER	136.1	6	2	MULLER	188.6	2
9	5	PORTEIRO	185.9	8	9	GENE	135.9	2	5	PORTEIRO	188.6	4
10	10	RYDELL	185.9	8	2	MULLER	135.5	3	1	PRIAULX	188.2	3
11	6	LARINI	185.5	7	80	ORIDO	135.5	3	4	ZANARDI	188.2	2
12	7	HUFF	185.5	7	1	PRIAULX	135.3	7	31	HERNANDEZ	188.2	3
13	2	MULLER	185.1	6	4	ZANARDI	135.3	8	72	TANIGUCHI	188.2	4
14	75	MICHELISZ	185.1	6	26	D'ASTE	135.1	6	80	ORIDO	187.8	7
15	18	MONTEIRO	184.8	7	20	CORONEL	134.9	2	26	D'ASTE	187.5	7
16	80	ORIDO	184.8	6	8	MENU	134.7	6	42	ENGSTLER	187.5	2
17	8	MENU	184.4	4	31	HERNANDEZ	134.7	3	43	ROMANOV	187.1	6
18	20	CORONEL	184.4	7	7	HUFF	134.5	2	7	HUFF	186.7	2
19	29	VAN LAGEN	184.4	5	75	MICHELISZ	134.5	3	13	OKYAY	186.7	4
20	27	LADYGIN	183.2	7	43	ROMANOV	133.3	8	17	AOKI	186.7	2
21	31	HERNANDEZ	182.1	8	6	LARINI	132.9	7	8	MENU	186.3	1
22	17	AOKI	180.7	7	17	AOKI	132.9	5	75	MICHELISZ	186.3	1
23	13	OKYAY	177.1	5	27	LADYGIN	132.7	4	6	LARINI	185.9	2
24	42	ENGSTLER	175.7	6	29	VAN LAGEN	132.7	6	20	CORONEL	185.9	2
25	43	ROMANOV	175.0	6	13	OKYAY	130.8	2	29	VAN LAGEN	184.0	7
26	72	TANIGUCHI	172.4	5	72	TANIGUCHI	129.8	2	88	MARSH	182.5	6
27	88	MARSH	163.9	6	88	MARSH	129.8	7	27	LADYGIN	181.4	3
28	81	KANO	161.2	5	81	KANO	129.1	5	81	KANO	180.0	4
29	69	CHOO	95.2	2	69	CHOO	112.0	2	69	CHOO	146.8	2



Weather/Track: Light Rain 13° /Wet 15°



Circuit Length - 3.703 kilometres
Okayama

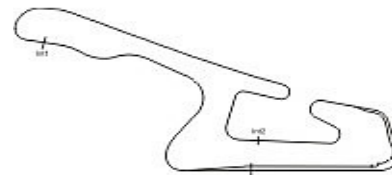
2008 FIA World Touring Car Championship Warm-Up - Best Sector Times Report

POS	NO	SECTOR 1			SECTOR 2			SECTOR 3			NAME	IDEAL/BEST LAP COMPARISON			
		TIME	LAP	NO	TIME	LAP	NO	TIME	LAP	NO		IDEAL	BEST	LAP	DIFF
1	20	25.636	4	1	46.886	7	3	37.097	2	3	FARFUS	1:49.761	1:50.086	7	+ 0.325
2	1	25.708	8	3	46.888	7	1	37.185	7	1	PRIAULX	1:49.779	1:49.951	7	+ 0.172
3	11	25.727	5	15	46.908	8	2	37.252	3	15	THOMPSON	1:50.270	1:50.497	7	+ 0.227
4	15	25.763	6	26	47.136	8	5	37.467	4	2	MULLER	1:50.287	1:50.587	6	+ 0.300
5	3	25.776	7	2	47.137	2	18	37.468	2	11	TARQUINI	1:50.571	1:50.911	8	+ 0.340
6	5	25.829	8	20	47.195	4	26	37.512	4	18	MONTEIRO	1:50.636	1:51.211	6	+ 0.575
7	10	25.846	6	11	47.235	8	12	37.516	2	26	D'ASTE	1:50.646	1:51.027	4	+ 0.381
8	18	25.849	6	4	47.246	8	10	37.539	5	20	CORONEL	1:50.716	1:50.794	4	+ 0.078
9	12	25.883	6	18	47.319	2	31	37.564	4	5	PORTEIRO	1:50.723	1:51.000	7	+ 0.277
10	2	25.898	6	12	47.345	5	15	37.599	6	12	MULLER	1:50.744	1:50.924	6	+ 0.180
11	4	25.903	8	7	47.382	2	11	37.609	2	10	RYDELL	1:50.831	1:51.037	5	+ 0.206
12	9	25.926	4	80	47.386	4	7	37.653	2	9	GENE	1:50.980	1:51.244	5	+ 0.264
13	7	25.951	6	9	47.387	5	9	37.667	5	7	HUFF	1:50.986	1:51.336	2	+ 0.350
14	8	25.972	8	5	47.427	7	8	37.796	8	4	ZANARDI	1:51.001	1:51.001	8	+ 0.000
15	80	25.995	8	10	47.446	8	6	37.842	2	31	HERNANDEZ	1:51.058	1:51.565	8	+ 0.507
16	26	25.998	4	31	47.449	2	4	37.852	8	8	MENU	1:51.286	1:51.286	8	+ 0.000
17	31	26.045	6	6	47.508	8	20	37.885	3	80	ORIDO	1:51.433	1:51.871	8	+ 0.438
18	75	26.277	5	8	47.518	8	75	38.037	2	6	LARINI	1:51.637	1:51.724	8	+ 0.087
19	6	26.287	8	75	47.810	4	80	38.052	8	75	MICHELISZ	1:52.124	1:52.704	4	+ 0.580
20	29	26.362	4	29	48.079	2	29	38.167	2	29	VAN LAGEN	1:52.608	1:53.018	2	+ 0.410
21	13	26.414	5	27	48.244	5	42	38.188	5	27	LADYGIN	1:53.206	1:53.206	5	+ 0.000
22	27	26.572	5	17	48.373	5	43	38.234	7	42	ENGSTLER	1:53.272	1:53.655	5	+ 0.383
23	42	26.600	5	43	48.454	6	27	38.390	5	43	ROMANOV	1:53.505	1:53.839	6	+ 0.334
24	17	26.673	4	42	48.484	4	17	38.661	7	17	AOKI	1:53.707	1:53.825	5	+ 0.118
25	43	26.817	8	13	48.719	5	13	38.866	5	13	OKYAY	1:53.999	1:53.999	5	+ 0.000
26	72	27.175	5	72	49.383	2	72	39.259	5	72	TANIGUCHI	1:55.817	1:55.885	5	+ 0.068
27	81	27.777	5	81	50.265	5	81	39.666	5	81	KANO	1:57.708	1:57.708	5	+ 0.000
28	88	28.215	7	88	50.753	5	88	39.799	5	88	MARSH	1:58.767	1:59.424	5	+ 0.657
29	69	54.030	2	69	1:00.223	2	69	49.112	2	69	CHOO	2:43.365	2:43.365	2	+ 0.000

'Perfect Lap' - 1:49.619



Weather/Track: Light Rain 13° /Wet 15°



Circuit Length - 3.703 kilometres
Okayama

2008 FIA World Touring Car Championship GRID FOR RACE 1

ROW 15	69	CHOO	
ROW 14	29	VAN LAGEN	81 KANO
ROW 13	27	LADYGIN	13 OKYAY
ROW 12	88	MARSH	43 ROMANOV
ROW 11	80	ORIDO	72 TANIGUCHI
ROW 10	6	LARINI	75 MICHELISZ
ROW 9	20	CORONEL	4 ZANARDI
ROW 8	17	AOKI	42 ENGSTLER
ROW 7	9	GENE	15 THOMPSON
ROW 6	1	PRIAULX	31 HERNANDEZ
ROW 5	5	PORTEIRO	12 MULLER
ROW 4	7	HUFF	11 TARQUINI
ROW 3	10	RYDELL	26 D'ASTE
ROW 2	18	MONTEIRO	8 MENU
ROW 1	3	FARFUS	2 MULLER

POLE

Car 29,
Car 11, +5 places, Monza Stewards decision 27 refers.

Okayama
Circuit Length = 3.7030 km.

Steward:	Steward:	Steward:
----------	----------	----------

2008 FIA World Touring Car Championship

RACE 1 RESULT

POS	NO	CL	DRIVER	NAT	CAR	TIME	LAPS	GAP	KPH	BEST
1	10		Rickard RYDELL	SWE	SEAT Leon TDI	26:24.554	14		117.78	1:52.293
2	2		Jorg MULLER	GER	BMW 320si	26:30.161	14	5.607	117.36	1:51.939
3	1		Andy PRIAULX	GBR	BMW 320si	26:31.495	14	6.941	117.26	1:52.075
4	7		Robert HUFF	GBR	Chevrolet Lacetti	26:35.250	14	10.696	116.99	1:52.394
5	18		Tiago MONTEIRO	POR	SEAT Leon TDI	26:37.605	14	13.051	116.81	1:52.638
6	3		Augusto FARFUS	BRA	BMW 320si	26:37.757	14	13.203	116.80	1:51.957
7	12		Yvan MULLER	FRA	SEAT Leon TDI	26:38.855	14	14.301	116.72	1:52.432
8	20		Tom CORONEL	NED	SEAT Leon	26:39.314	14	14.760	116.69	1:52.521
9	26	I	Stefano D'ASTE	ITA	BMW 320si	26:39.733	14	15.179	116.66	1:53.191
10	11		Gabriele TARQUINI	ITA	SEAT Leon TDI	26:39.779	14	15.225	116.66	1:52.571
11	9		Jordi GENE	ESP	SEAT Leon TDI	26:40.577	14	16.023	116.60	1:52.352
12	31	I	Sergio HERNANDEZ	ESP	BMW 320si	26:40.964	14	16.410	116.57	1:52.706
13	4		Alessandro ZANARDI	ITA	BMW 320si	26:43.420	14	18.866	116.39	1:52.226
14	42	I	Franz ENGSTLER	GER	BMW 320si	26:47.769	14	23.215	116.08	1:53.287
15	17	I	Takayuki AOKI	JPN	BMW 320si	26:47.951	14	23.397	116.06	1:53.043
16	6		Nicola LARINI	ITA	Chevrolet Lacetti	26:48.099	14	23.545	116.05	1:52.695
17	15		James THOMPSON	GBR	Honda Accord Euro R	26:49.796	14	25.242	115.93	1:52.148
18	29	I	Jaap VAN LAGEN	NED	Lada 110	27:14.440	14	49.886	114.18	1:55.009
19	27	I	Kirill LADYGIN	RUS	Lada 110	27:26.200	14	1:01.646	113.37	1:54.819
20	72		Yukinori TANIGUCHI	JPN	Honda Accord Euro R	27:28.256	14	1:03.702	113.23	1:55.770
21	88	I	Matthew MARSH	HKG	BMW 320si	27:42.434	14	1:17.880	112.26	1:54.451
22	43	I	Andrey ROMANOV	RUS	BMW 320si	27:48.703	14	1:24.149	111.84	1:54.275
23	69	I	Melvin CHOO	SIN	BMW 320si	28:02.530	14	1:37.976	110.92	1:56.373
24	81	I	Masaki KANO	JPN	BMW 320i	28:10.726	14	1:46.172	110.38	1:56.065

NOT CLASSIFIED

13	I	Ibrahim OKYAY	TUR	BMW 320si	15:43.767	8	D.N.F.	113.00	1:54.843
80		Manabu ORIDO	JPN	Chevrolet Lacetti	2:07.262	1	D.N.F.	104.75	2:07.262
5		Felix PORTEIRO	ESP	BMW 320si	2:25.274	1	D.N.F.	91.76	2:25.274
8		Alain MENU	SUI	Chevrolet Lacetti	19:39.283	1	D.N.F.	11.30	
75	I	Norbert MICHELISZ	HUN	SEAT Leon		0	D.N.F.	N/A	

FASTEST LAP

2		Jorg MULLER		BMW 320si	1:51.939	2	119.09kph	73.99mph
31	I	Sergio HERNANDEZ		BMW 320si	1:52.706	3	118.27kph	73.49mph

Subject to the results of technical analysis of front & rear hubs, Cars 3, 11.
Car 43, +30s penalty applied, ref. Stewards decision 9.

Circuit Length = 3.7030 km.

Steward:	Steward:	Steward:
----------	----------	----------

2008 FIA World Touring Car Championship

RACE 1 - PROVISIONAL CLASSIFICATION

POS	NO	CL	DRIVER	NAT	CAR	TIME	LAPS	GAP	KPH	BEST
1	10		Rickard RYDELL	SWE	SEAT Leon TDI	26:24.554	14		117.85	1:52.293
2	2		Jorg MULLER	GER	BMW 320si	26:30.161	14	5.607	117.43	1:51.939
3	1		Andy PRIAULX	GBR	BMW 320si	26:31.495	14	6.941	117.34	1:52.075
4	7		Robert HUFF	GBR	Chevrolet Lacetti	26:35.250	14	10.696	117.06	1:52.394
5	18		Tiago MONTEIRO	POR	SEAT Leon TDI	26:37.605	14	13.051	116.89	1:52.638
6	3		Augusto FARFUS	BRA	BMW 320si	26:37.757	14	13.203	116.88	1:51.957
7	12		Yvan MULLER	FRA	SEAT Leon TDI	26:38.855	14	14.301	116.80	1:52.432
8	20		Tom CORONEL	NED	SEAT Leon	26:39.314	14	14.760	116.76	1:52.521
9	26	I	Stefano D'ASTE	ITA	BMW 320si	26:39.733	14	15.179	116.73	1:53.191
10	11		Gabriele TARQUINI	ITA	SEAT Leon TDI	26:39.779	14	15.225	116.73	1:52.571
11	9		Jordi GENE	ESP	SEAT Leon TDI	26:40.577	14	16.023	116.67	1:52.352
12	31	I	Sergio HERNANDEZ	ESP	BMW 320si	26:40.964	14	16.410	116.64	1:52.706
13	4		Alessandro ZANARDI	ITA	BMW 320si	26:43.420	14	18.866	116.46	1:52.226
14	42	I	Franz ENGSTLER	GER	BMW 320si	26:47.769	14	23.215	116.15	1:53.287
15	17	I	Takayuki AOKI	JPN	BMW 320si	26:47.951	14	23.397	116.13	1:53.043
16	6		Nicola LARINI	ITA	Chevrolet Lacetti	26:48.099	14	23.545	116.12	1:52.695
17	15		James THOMPSON	GBR	Honda Accord Euro R	26:49.796	14	25.242	116.00	1:52.148
18	29	I	Jaap VAN LAGEN	NED	Lada 110	27:14.440	14	49.886	114.25	1:55.009
19	43	I	Andrey ROMANOV	RUS	BMW 320si	27:18.703	14	54.149	113.96	1:54.275
20	27	I	Kirill LADYGIN	RUS	Lada 110	27:26.200	14	1:01.646	113.44	1:54.819
21	72		Yukinori TANIGUCHI	JPN	Honda Accord Euro R	27:28.256	14	1:03.702	113.29	1:55.770
22	88	I	Matthew MARSH	HKG	BMW 320si	27:42.434	14	1:17.880	112.33	1:54.451
23	69	I	Melvin CHOO	SIN	BMW 320si	28:02.530	14	1:37.976	110.99	1:56.373
24	81	I	Masaki KANO	JPN	BMW 320i	28:10.726	14	1:46.172	110.45	1:56.065

NOT CLASSIFIED

13	I	Ibrahim OKYAY	TUR	BMW 320si	15:43.767	8	D.N.F.	113.12	1:54.843
80		Manabu ORIDO	JPN	Chevrolet Lacetti	2:07.262	1	D.N.F.	105.65	2:07.262
5		Felix PORTEIRO	ESP	BMW 320si	2:25.274	1	D.N.F.	92.55	2:25.274
8		Alain MENU	SUI	Chevrolet Lacetti	19:39.283	1	D.N.F.	11.40	
75	I	Norbert MICHELISZ	HUN	SEAT Leon		0	D.N.F.	N/A	

FASTEST LAP

2		Jorg MULLER		BMW 320si	1:51.939	2	119.09kph	73.99mph
31	I	Sergio HERNANDEZ		BMW 320si	1:52.706	3	118.27kph	73.49mph

Subject to Technical Scrutineering.
Weather/Track: Cloudy 14°/Wet 16°

Okayama
Circuit Length = 3.7030 km.
Start: 14:32 End: 14:59

Race Director:	Steward:	Timekeeper:
----------------	----------	-------------

2008 FIA World Touring Car Championship

Race 1 - Sector Analysis Report

Lap S1 Time S1 Spd S2 Time S2 Spd S3 Time S3 Spd Lap Time Pit Lap S1 Time S1 Spd S2 Time S2 Spd S3 Time S3 Spd Lap Time Pit

1 PRIAULX GBR BMW 320si																			
1	33.471	169.8	50.353	123.1	39.176	182.9	2:03.000	9	26.306	180.0	48.161	134.3	38.865	186.7	1:53.332				
2	26.282	179.2	47.824	135.1	37.969	187.5	1:52.075	10	26.808	175.4	48.581	134.3	38.764	185.9	1:54.153				
3	26.249	179.2	48.502	133.3	38.609	186.7	1:53.360	11	27.064	177.1	48.149	133.7	38.562	184.8	1:53.775				
4	26.585	180.7	48.282	131.5	38.663	185.9	1:53.530	12	26.530	184.0	47.957	135.1	38.220	186.7	1:52.707				
5	26.326	184.0	48.170	135.3	37.744	186.7	1:52.240	13	26.257	181.4	47.835	131.5	38.039	187.5	1:52.131				
6	26.094	185.5	47.898	134.9	38.167	187.5	1:52.159	14	26.321	182.5	47.997	132.9	38.431	176.4	1:52.749				
7	26.177	182.9	47.930	133.5	39.436	182.9	1:53.543												
8	26.284	185.5	48.096	134.5	38.361	187.1	1:52.741												

2 MULLER GER BMW 320si																			
1	31.600	182.1	47.644	131.5	38.261	185.1	1:57.505	9	26.682	177.8	48.340	132.1	38.524	184.8	1:53.546				
2	26.244	177.5	47.738	133.3	37.957	185.9	1:51.939	10	26.698	177.8	48.218	131.9	38.405	185.1	1:53.321				
3	26.452	178.9	47.935	132.7	38.004	185.1	1:52.391	11	26.661	183.6	49.076	129.8	39.056	185.9	1:54.793				
4	26.340	180.0	47.817	133.3	38.151	184.4	1:52.308	12	26.596	182.5	48.608	133.7	38.458	186.3	1:53.662				
5	26.404	182.5	47.836	131.9	38.426	185.5	1:52.666	13	26.723	177.1	48.646	132.7	38.914	184.8	1:54.283				
6	26.564	177.5	47.996	133.3	38.347	185.9	1:52.907	14	26.974	176.1	48.692	131.1	38.958	181.4	1:54.624				
7	26.542	182.5	48.095	132.5	38.412	184.8	1:53.049												
8	26.672	178.9	48.181	132.5	38.314	184.8	1:53.167												

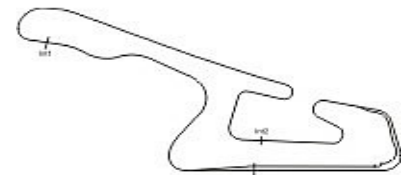
3 FARFUS BRA BMW 320si																			
1	34.957	153.0	50.478	125.1	39.505	188.2	2:04.940	9	26.351	184.0	48.178	133.1	38.603	187.1	1:53.132				
2	26.162	181.0	48.400	131.5	37.789	187.8	1:52.351	10	26.478	176.8	48.473	133.1	38.571	186.7	1:53.522				
3	26.148	183.6	47.740	133.5	38.069	188.2	1:51.957	11	26.945	180.3	48.863	133.5	38.682	186.7	1:54.490				
4	26.738	179.2	48.113	133.3	38.769	185.9	1:53.620	12	26.561	180.3	48.369	134.1	38.761	185.9	1:53.691				
5	26.461	183.6	47.708	134.3	38.351	188.2	1:52.520	13	26.448	177.5	48.253	133.7	38.804	186.3	1:53.505				
6	26.258	181.8	48.498	132.7	38.787	187.5	1:53.543	14	26.497	178.5	49.793	130.8	38.875	185.9	1:55.165				
7	26.182	186.3	48.015	131.7	38.133	185.1	1:52.330												
8	26.422	187.5	48.174	133.3	38.395	186.7	1:52.991												

4 ZANARDI ITA BMW 320si																			
1	34.783	153.3	51.069	128.5	39.229	191.0	2:05.081	9	26.196	184.8	47.629	134.9	38.414	189.4	1:52.239				
2	26.857	188.6	48.412	133.9	38.586	188.6	1:53.855	10	26.200	178.2	48.482	135.1	38.367	189.8	1:53.049				
3	26.169	185.1	47.927	134.7	38.355	187.5	1:52.451	11	26.490	183.2	48.425	134.7	38.505	190.6	1:53.420				
4	26.158	185.5	48.278	133.7	38.448	189.4	1:52.884	12	26.774	166.0	47.986	135.1	38.398	190.2	1:53.158				
5	26.545	187.5	48.411	133.5	38.351	190.2	1:53.307	13	26.783	186.7	47.709	134.5	38.166	189.8	1:52.658				
6	26.369	189.4	48.153	134.1	49.924	187.5	2:04.446	14	26.255	184.0	47.663	133.3	38.417	189.8	1:52.335				
7	26.383	185.9	47.646	133.3	38.197	189.0	1:52.226												
8	26.250	183.2	47.660	133.3	38.401	189.0	1:52.311												

5 PORTEIRO ESP BMW 320si																			
1	33.175	173.7	49.067	128.0	1:03.032	2:25.274													



Weather/Track: Cloudy 14° /Wet 17°



Circuit Length - 3.703 kilometres
Okayama

2008 FIA World Touring Car Championship

Race 1 - Sector Analysis Report

Lap S1 Time S1 Spd S2 Time S2 Spd S3 Time S3 Spd Lap Time Pit Lap S1 Time S1 Spd S2 Time S2 Spd S3 Time S3 Spd Lap Time Pit

6 LARINI							ITA Chevrolet Lacetti								
1	35.142	155.7	51.085	125.6	39.490	189.0	2:05.717	9	26.683	183.6	49.130	122.9	39.707	186.3	1:55.520
2	26.499	174.4	49.095	128.9	38.529	187.5	1:54.123	10	26.661	173.0	49.899	128.9	38.550	188.2	1:55.110
3	26.061	183.2	48.096	132.1	38.538	188.2	1:52.695	11	26.414	181.0	48.575	128.9	39.039	185.5	1:54.028
4	26.228	187.1	48.105	131.5	38.967	189.0	1:53.300	12	26.673	179.2	48.541	129.8	38.484	187.5	1:53.698
5	26.279	185.9	48.971	131.0	39.114	186.3	1:54.364	13	26.295	185.9	48.219	130.0	38.510	188.2	1:53.024
6	26.357	184.0	48.554	130.4	38.739	187.5	1:53.650	14	26.342	185.1	48.629	126.4	39.250	179.2	1:54.221
7	26.446	187.1	48.816	129.3	38.975	185.9	1:54.237								
8	26.576	186.3	48.335	130.4	39.501	187.8	1:54.412								

7 HUFF							GBR Chevrolet Lacetti								
1	32.497	177.1	48.484	130.0	38.327	187.8	1:59.308	9	26.238	187.8	48.176	131.3	38.968	187.8	1:53.382
2	26.284	186.3	48.196	131.7	38.282	187.8	1:52.762	10	26.698	181.0	48.638	133.1	39.390	188.6	1:54.726
3	26.268	179.6	47.897	132.7	38.229	188.2	1:52.394	11	26.897	168.5	48.448	132.7	38.637	188.6	1:53.982
4	28.957	176.8	47.819	132.7	38.357	187.5	1:55.133	12	26.450	173.7	48.661	133.3	38.799	188.2	1:53.910
5	26.278	181.4	47.912	132.9	38.408	188.2	1:52.598	13	26.543	179.2	48.214	132.9	38.611	188.6	1:53.368
6	26.181	178.2	48.073	133.5	38.894	187.5	1:53.148	14	26.462	185.5	48.627	133.1	38.452	181.0	1:53.541
7	26.318	177.8	48.494	130.0	39.189	186.7	1:54.001								
8	26.386	183.6	48.097	134.1	38.514	187.8	1:52.997								

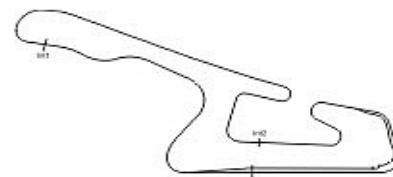
8 MENU							SUI Chevrolet Lacetti								
1	37.251	167.9	49.672	127.4			19:39.283 Pit								

9 GENE							ESP SEAT Leon TDI								
1	34.175	163.9	49.909	129.6	39.713	189.0	2:03.797	9	26.166	189.4	48.987	134.3	38.736	188.6	1:53.889
2	27.007	174.0	49.118	133.7	38.369	189.4	1:54.494	10	26.441	187.5	48.116	136.5	38.471	191.4	1:53.028
3	26.127	187.5	48.102	134.5	38.123	191.0	1:52.352	11	26.287	187.8	48.186	135.5	38.538	189.8	1:53.011
4	25.941	185.5	48.700	132.9	38.577	190.6	1:53.218	12	26.185	186.3	48.355	133.5	38.737	190.2	1:53.277
5	26.501	186.3	49.278	131.7	38.841	189.4	1:54.620	13	26.191	187.5	48.406	131.5	38.788	190.2	1:53.385
6	26.297	189.8	48.431	131.5	39.301	189.8	1:54.029	14	26.124	188.6	49.292	130.2	39.300	189.4	1:54.716
7	26.355	185.9	48.544	131.0	38.885	187.8	1:53.784								
8	26.391	187.1	48.106	134.9	38.480	190.6	1:52.977								

10 RYDELL							SWE SEAT Leon TDI								
1	32.209	175.7	48.366	133.3	38.197	188.2	1:58.772	9	26.223	184.4	48.105	131.1	38.334	188.6	1:52.662
2	26.149	185.1	48.078	134.3	38.251	187.1	1:52.478	10	26.225	186.7	48.349	133.5	38.294	189.4	1:52.868
3	26.297	184.0	48.027	133.9	38.218	189.0	1:52.542	11	26.104	189.4	48.764	127.8	38.437	188.6	1:53.305
4	26.722	184.0	47.937	133.7	38.212	189.4	1:52.871	12	26.185	185.1	48.039	134.7	38.255	188.2	1:52.479
5	26.572	183.6	48.345	132.3	38.471	188.6	1:53.388	13	26.104	187.5	47.908	132.9	38.281	188.6	1:52.293
6	26.546	185.1	47.938	131.9	38.430	187.5	1:52.914	14	26.253	184.0	48.251	132.9	38.461	189.0	1:52.965
7	26.327	185.9	47.849	132.9	38.312	188.2	1:52.488								
8	26.280	187.5	48.013	132.5	38.236	189.0	1:52.529								



Weather/Track: Cloudy 14° /Wet 17°



Circuit Length - 3.703 kilometres
Okayama

2008 FIA World Touring Car Championship

Race 1 - Sector Analysis Report

Lap S1 Time S1 Spd S2 Time S2 Spd S3 Time S3 Spd Lap Time Pit Lap S1 Time S1 Spd S2 Time S2 Spd S3 Time S3 Spd Lap Time Pit

11 TARQUINI							ITA		SEAT Leon TDI						
1	37.940	164.8	49.218	131.0	40.081	187.8	2:07.239	9	26.097	189.8	48.357	134.1	38.691	191.0	1:53.145
2	26.454	180.7	48.283	134.5	38.909	189.0	1:53.646	10	26.370	179.6	48.406	131.9	38.583	190.6	1:53.359
3	26.418	187.8	48.080	135.3	38.208	188.6	1:52.706	11	26.294	183.6	48.266	133.3	38.405	190.6	1:52.965
4	26.202	182.5	48.028	134.1	38.341	189.0	1:52.571	12	26.143	186.3	48.305	131.7	38.626	190.2	1:53.074
5	26.272	177.5	48.084	133.5	38.577	189.0	1:52.933	13	26.263	182.9	48.217	131.7	38.639	188.2	1:53.119
6	26.479	178.9	48.449	131.9	38.911	187.5	1:53.839	14	26.239	186.3	48.085	133.7	39.423	189.8	1:53.747
7	26.574	178.5	48.718	133.3	38.458	190.2	1:53.750								
8	26.752	187.1	48.476	132.3	38.458	189.0	1:53.686								

12 MULLER							FRA		SEAT Leon TDI						
1	33.568	168.2	50.037	131.1	38.666	189.4	2:02.271	9	26.321	183.2	48.368	135.7	38.623	189.0	1:53.312
2	26.204	182.9	47.792	136.5	38.436	190.2	1:52.432	10	26.242	188.6	48.509	135.9	38.626	189.0	1:53.377
3	26.299	189.4	48.524	132.5	38.650	189.4	1:53.473	11	26.504	186.7	48.459	135.7	38.818	188.6	1:53.781
4	26.529	184.8	48.272	135.7	38.662	187.1	1:53.463	12	26.427	183.2	48.423	135.3	38.688	188.6	1:53.538
5	26.411	183.2	48.197	135.9	38.889	189.8	1:53.497	13	26.259	189.0	48.455	134.3	39.049	188.2	1:53.763
6	26.235	188.2	48.403	136.1	38.832	188.6	1:53.470	14	26.428	184.4	48.880	131.5	39.759	187.5	1:55.067
7	26.209	187.5	48.804	133.7	38.769	189.0	1:53.782								
8	26.487	187.8	48.409	136.1	38.733	187.5	1:53.629								

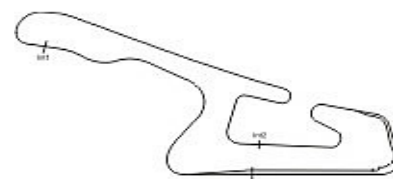
13 OKYAY							TUR		BMW 320si						
1	41.040	163.9	50.786	130.2	39.063	185.9	2:10.889	6	29.472	173.7	49.426	130.2	38.830	185.1	1:57.728
2	26.900	179.6	49.445	130.6	38.779	184.4	1:55.124	7	27.020	179.2	49.612	130.0	40.038	183.2	1:56.670
3	26.946	169.1	49.379	130.6	40.915	180.3	1:57.240	8	27.185	177.1	49.328	129.4	39.248	184.4	1:55.761
4	26.646	183.2	48.999	130.4	39.198	184.0	1:54.843								
5	26.907	178.2	49.381	131.9	39.224	185.9	1:55.512								

15 THOMPSON							GBR		Honda Accord Euro R						
1	33.864	166.3	48.590	133.3	39.478	187.5	2:01.932	9	26.237	185.1	48.323	134.9	38.550	188.6	1:53.110
2	26.017	187.1	47.546	133.7	38.585	187.5	1:52.148	10	26.612	178.2	48.377	133.5	38.733	187.8	1:53.722
3	26.277	182.1	47.520	134.5	38.481	187.8	1:52.278	11	26.893	177.5	48.901	134.5	38.645	187.8	1:54.439
4	26.496	184.8	47.657	134.5	38.463	186.7	1:52.616	12	26.383	176.8	48.571	134.7	38.654	187.8	1:53.608
5	26.301	184.8	47.780	135.9	38.428	188.6	1:52.509	13	26.438	181.8	48.183	132.9	38.915	189.0	1:53.536
6	26.429	186.3	48.027	134.1	39.098	188.6	1:53.554	14	26.344	183.2	50.290	127.8	50.909	189.4	2:07.543
7	26.302	186.7	48.540	132.3	39.066	187.8	1:53.908								
8	26.182	187.8	50.349	134.5	38.362	189.4	1:54.893								

17 AOKI							JPN		BMW 320si						
1	34.468	149.5	51.782	127.4	39.941	187.8	2:06.191	9	26.765	184.0	48.764	129.3	38.862	185.9	1:54.391
2	26.734	182.9	48.744	128.7	39.667	185.5	1:55.145	10	26.743	177.1	48.731	131.1	38.586	187.5	1:54.060
3	26.698	168.8	48.768	131.7	38.713	184.4	1:54.179	11	26.606	184.0	48.313	130.0	38.521	187.8	1:53.440
4	26.506	181.4	48.792	132.5	38.550	184.8	1:53.848	12	27.112	170.7	48.800	129.4	38.708	185.9	1:54.620
5	26.563	184.0	48.730	106.0	38.928	185.5	1:54.221	13	26.527	185.1	48.690	129.3	38.629	187.1	1:53.846
6	26.429	185.5	47.952	121.7	38.662	188.2	1:53.043	14	26.674	186.3	48.414	127.2	39.596	186.7	1:54.684
7	26.444	183.2	48.305	129.3	38.372	187.5	1:53.121								
8	26.391	182.9	48.212	132.5	38.559	187.5	1:53.162								



Weather/Track: Cloudy 14° /Wet 17°



Circuit Length - 3.703 kilometres
Okayama

2008 FIA World Touring Car Championship

Race 1 - Sector Analysis Report

Lap S1 Time S1 Spd S2 Time S2 Spd S3 Time S3 Spd Lap Time Pit Lap S1 Time S1 Spd S2 Time S2 Spd S3 Time S3 Spd Lap Time Pit

18 MONTEIRO							POR		SEAT Leon TDI						
1	31.762	177.8	48.357	135.7	38.010	191.0	1:58.129	9	26.320	186.3	48.350	132.7	39.056	188.2	1:53.726
2	26.262	182.9	48.093	135.5	38.283	190.2	1:52.638	10	26.833	184.8	48.694	133.7	39.099	188.6	1:54.626
3	26.301	186.7	48.038	134.7	38.345	189.0	1:52.684	11	26.883	184.4	48.036	135.7	38.807	189.0	1:53.726
4	26.311	187.1	48.126	135.3	38.484	189.0	1:52.921	12	26.955	178.5	48.474	136.3	38.892	188.6	1:54.321
5	26.368	187.1	48.396	131.7	38.735	188.2	1:53.499	13	26.385	185.9	48.274	135.3	38.754	189.4	1:53.413
6	27.060	185.1	48.627	133.1	38.949	189.8	1:54.636	14	26.572	187.1	50.606	129.6	39.033	187.8	1:56.211
7	26.328	185.1	48.710	132.3	38.742	188.6	1:53.780								
8	26.256	189.0	48.232	134.1	38.807	188.2	1:53.295								

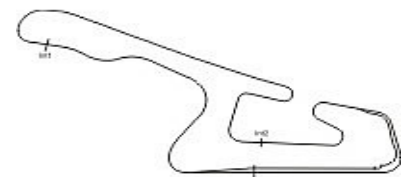
20 CORONEL							NED		SEAT Leon						
1	34.556	153.5	50.433	128.9	39.095	187.5	2:04.084	9	26.250	182.9	48.054	132.7	38.734	184.4	1:53.038
2	26.365	182.1	48.132	133.9	38.209	183.6	1:52.706	10	26.180	181.0	48.087	132.5	38.855	184.8	1:53.122
3	26.232	176.1	48.675	133.3	38.241	183.6	1:53.148	11	26.076	182.1	47.830	133.9	38.615	184.4	1:52.521
4	26.204	171.4	49.400	132.1	39.604	183.2	1:55.208	12	26.299	182.9	47.969	132.5	38.801	184.0	1:53.069
5	26.204	183.2	48.546	128.9	38.918	184.0	1:53.668	13	26.251	178.5	48.233	131.9	38.870	185.1	1:53.354
6	26.338	182.9	48.247	130.4	39.538	180.7	1:54.123	14	26.342	181.8	48.533	131.7	39.605	185.1	1:54.480
7	26.295	176.8	48.340	131.3	38.896	184.8	1:53.531								
8	26.846	183.2	47.855	133.5	38.561	183.2	1:53.262								

26 D'ASTE							ITA		BMW 320Si							I
1	32.922	177.8	48.826	130.4	38.325	186.7	2:00.073	9	26.478	183.6	48.125	130.6	38.672	184.4	1:53.275	
2	26.540	180.3	48.194	131.9	38.845	184.0	1:53.579	10	26.191	182.5	48.269	131.3	38.731	184.0	1:53.191	
3	26.534	183.6	49.132	131.3	39.745	182.9	1:55.411	11	26.439	181.0	48.385	131.9	38.580	185.5	1:53.404	
4	26.669	183.6	48.048	131.9	39.071	176.4	1:53.788	12	26.479	181.4	48.403	132.7	38.584	186.7	1:53.466	
5	26.975	178.2	48.551	131.7	38.427	184.4	1:53.953	13	26.246	183.6	48.342	131.1	39.092	182.5	1:53.680	
6	26.601	184.4	48.412	130.4	38.676	184.8	1:53.689	14	26.380	185.5	48.785	131.5	40.390	186.3	1:55.555	
7	26.446	184.8	48.360	131.3	38.624	184.0	1:53.430									
8	26.400	184.4	48.376	132.7	38.463	184.0	1:53.239									

27 LADYGIN							RUS		Lada 110							I
1	40.585	176.8	51.647	122.6	40.465	173.0	2:12.697	9	27.718	154.6	49.560	127.2	38.966	180.0	1:56.244	
2	27.195	181.4	49.125	125.1	38.944	181.0	1:55.264	10	27.114	181.4	49.135	127.2	38.977	179.6	1:55.226	
3	26.638	183.2	48.985	128.5	39.968	175.0	1:55.591	11	27.216	178.5	48.844	128.0	39.166	179.6	1:55.226	
4	27.452	183.6	49.000	127.8	39.028	179.6	1:55.480	12	27.232	178.9	49.078	126.4	39.685	178.9	1:55.995	
5	37.339	169.8	48.799	126.9	39.065	178.9	2:05.203	13	27.710	179.2	49.109	128.5	39.198	179.2	1:56.017	
6	27.365	181.8	49.234	125.1	39.144	179.2	1:55.743	14	27.262	180.7	49.156	125.1	39.403	178.5	1:55.821	
7	27.092	182.5	50.683	126.2	39.099	179.6	1:56.874									
8	26.891	180.3	49.063	128.7	38.865	179.2	1:54.819									



Weather/Track: Cloudy 14° /Wet 17°



Circuit Length - 3.703 kilometres
Okayama

2008 FIA World Touring Car Championship

Race 1 - Sector Analysis Report

Lap S1 Time S1 Spd S2 Time S2 Spd S3 Time S3 Spd Lap Time Pit Lap S1 Time S1 Spd S2 Time S2 Spd S3 Time S3 Spd Lap Time Pit

29 VAN LAGEN							NED Lada 110							I	
1	41.784	179.2	50.262	129.1	39.336	183.2	2:11.382	9	27.050	181.8	48.961	126.0	39.372	181.0	1:55.383
2	26.894	178.2	49.274	127.8	39.108	183.2	1:55.276	10	27.126	182.1	49.090	128.7	39.231	181.0	1:55.447
3	26.851	180.3	49.375	129.3	41.353	176.8	1:57.579	11	27.143	180.7	49.156	127.4	39.765	181.4	1:56.064
4	26.987	180.7	49.143	129.6	38.949	184.8	1:55.079	12	27.028	180.0	48.895	127.4	39.086	180.7	1:55.009
5	26.879	177.1	49.481	128.9	39.375	181.0	1:55.735	13	27.050	177.8	48.925	127.2	39.259	182.1	1:55.234
6	27.145	174.7	49.350	129.1	38.923	182.5	1:55.418	14	27.080	173.0	49.230	128.7	39.247	177.8	1:55.557
7	26.973	181.8	49.208	128.7	39.573	180.0	1:55.754								
8	27.256	181.0	49.258	128.7	39.009	181.0	1:55.523								

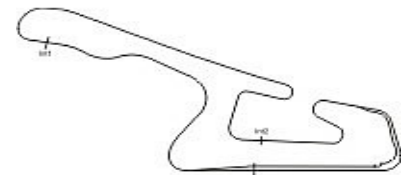
31 HERNANDEZ							ESP BMW 320si							I	
1	34.376	153.3	50.050	126.4	38.958	186.7	2:03.384	9	26.703	180.0	47.931	133.3	38.452	186.7	1:53.086
2	26.864	187.1	47.945	133.1	38.202	186.7	1:53.011	10	26.805	182.1	47.957	133.9	38.408	187.5	1:53.170
3	26.325	181.8	47.910	131.7	38.471	185.5	1:52.706	11	26.655	179.2	48.267	130.6	38.525	186.7	1:53.447
4	26.491	181.4	49.125	132.5	38.538	186.3	1:54.154	12	26.492	183.2	48.426	131.9	38.741	186.3	1:53.659
5	26.852	178.9	48.712	130.2	38.272	188.2	1:53.836	13	26.411	184.4	47.993	132.5	38.744	185.1	1:53.148
6	26.536	183.6	48.822	132.3	39.230	187.1	1:54.588	14	26.672	183.6	51.661	131.7	38.424	188.6	1:56.757
7	26.471	182.9	48.072	132.5	38.427	186.7	1:52.970								
8	26.501	183.6	48.277	132.3	38.270	187.1	1:53.048								

42 ENGSTLER							GER BMW 320si							I	
1	34.713	146.8	49.942	127.4	39.995	187.8	2:04.650	9	26.733	184.8	48.763	132.1	38.891	185.9	1:54.387
2	26.986	176.8	49.902	127.1	38.975	187.1	1:55.863	10	26.940	177.1	48.770	131.9	38.615	185.5	1:54.325
3	27.120	177.1	48.951	130.4	38.319	187.1	1:54.390	11	26.547	180.7	48.235	132.5	38.590	185.5	1:53.372
4	26.621	176.8	48.702	133.7	38.422	187.5	1:53.745	12	26.765	181.8	48.470	131.9	38.488	185.5	1:53.723
5	26.486	178.5	48.483	132.9	38.364	187.1	1:53.333	13	27.622	182.5	48.261	131.7	38.613	185.9	1:54.496
6	26.588	178.9	48.357	131.3	38.342	187.8	1:53.287	14	27.013	180.7	48.559	129.8	39.716	186.3	1:55.288
7	26.610	180.0	48.530	133.9	38.412	186.7	1:53.552								
8	26.459	182.1	48.012	132.9	38.887	185.5	1:53.358								

43 ROMANOV							RUS BMW 320si							I	
1	39.574	149.7	50.084	124.8	40.754	183.6	2:10.412	9	28.966	101.0	50.514	126.2	39.313	185.1	1:58.793
2	26.870	163.0	49.085	127.2	39.118	185.5	1:55.073	10	27.442	160.7	49.236	127.1	39.913	183.2	1:56.591
3	27.274	161.5	49.258	126.5	47.465	171.1	2:03.997	11	27.296	180.7	49.016	127.2	38.816	184.8	1:55.128
4	27.273	170.4	48.697	125.8	39.060	184.4	1:55.030	12	27.015	174.4	48.878	128.5	38.858	184.4	1:54.751
5	27.088	162.4	49.075	127.8	38.637	184.8	1:54.800	13	26.853	169.8	49.080	128.9	38.980	184.8	1:54.913
6	26.875	176.4	48.662	127.6	39.355	182.9	1:54.892	14	26.759	175.7	48.817	129.6	38.699	184.8	1:54.275
7	27.007	179.6	49.225	128.0	38.809	185.1	1:55.041								
8	26.849	174.4	49.010	128.5	39.148	185.5	1:55.007								



Weather/Track: Cloudy 14° /Wet 17°



Circuit Length - 3.703 kilometres
Okayama

2008 FIA World Touring Car Championship

Race 1 - Sector Analysis Report

Lap S1 Time S1 Spd S2 Time S2 Spd S3 Time S3 Spd Lap Time Pit Lap S1 Time S1 Spd S2 Time S2 Spd S3 Time S3 Spd Lap Time Pit

69 CHOO SIN							BMW 320si							I	
1	59.364	161.5	51.257	127.8	41.035	175.7	2:31.656	9	27.390	161.8	50.588	130.2	39.407	182.5	1:57.385
2	28.635	152.2	52.207	124.1	40.016	182.9	2:00.858	10	27.729	166.3	50.077	130.0	39.403	182.9	1:57.209
3	27.929	163.6	51.015	127.1	39.689	182.1	1:58.633	11	27.517	170.7	51.262	130.0	39.442	181.4	1:58.221
4	27.657	165.7	51.077	130.6	39.436	182.1	1:58.170	12	27.616	168.8	50.029	131.1	39.560	182.5	1:57.205
5	27.389	170.7	50.365	127.1	38.964	183.2	1:56.718	13	27.479	169.8	50.324	131.1	39.013	183.6	1:56.816
6	27.566	163.6	49.990	128.0	39.089	182.1	1:56.645	14	28.188	163.0	51.174	130.4	39.616	183.2	1:58.978
7	27.552	169.1	49.702	129.6	39.119	181.8	1:56.373								
8	27.533	164.8	50.768	127.8	39.362	181.0	1:57.663								

72 TANIGUCHI JPN							Honda Accord Euro R							I	
1	39.110	168.2	50.011	127.2	40.384	185.5	2:09.505	9	29.521	130.4	49.865	130.0	39.948	184.4	1:59.334
2	26.904	173.0	49.382	129.3	39.484	185.9	1:55.770	10	27.360	170.7	49.281	130.0	40.275	180.3	1:56.916
3	26.933	171.7	49.493	128.0	39.527	183.6	1:55.953	11	27.909	171.7	49.776	126.2	39.984	181.8	1:57.669
4	27.254	176.1	49.266	130.4	39.642	183.6	1:56.162	12	27.236	173.4	49.610	128.3	39.962	183.2	1:56.808
5	27.307	169.4	49.167	130.8	39.411	185.1	1:55.885	13	28.471	162.4	49.379	130.2	39.829	186.3	1:57.679
6	27.304	165.4	49.557	129.3	39.482	185.1	1:56.343	14	27.503	173.4	49.239	130.6	39.748	184.0	1:56.490
7	27.114	179.6	49.532	127.8	40.402	185.1	1:57.048								
8	27.359	174.4	49.287	129.6	40.048	182.9	1:56.694								

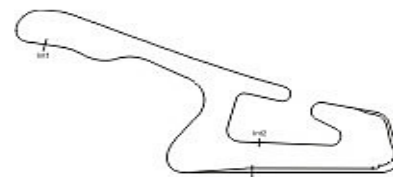
80 ORIDO JPN							Chevrolet Lacetti							I	
1	36.066	169.1	50.466	128.7	40.730	180.0	2:07.262								

81 KANO JPN							BMW 320i							I	
1	47.333	164.8	50.789	122.2	40.008	177.1	2:18.130	9	27.559	157.3	50.159	128.9	39.606	180.7	1:57.324
2	28.369	166.0	50.579	123.4	39.472		1:58.420	10	27.325	166.9	49.750	127.8	39.544	180.0	1:56.619
3	27.642	171.4	50.396	126.0	39.811	180.0	1:57.849	11	27.368	165.1	50.016	129.8	39.439	180.0	1:56.823
4	27.540	163.3	50.081	127.8	39.476	179.2	1:57.097	12	27.227	174.0	49.738	126.5	39.466	181.4	1:56.431
5	27.933	161.8	50.049	128.5	39.861	180.7	1:57.843	13	27.218	169.1	49.562	129.4	39.285	182.1	1:56.065
6	27.670	163.3	50.548	124.6	39.538	180.3	1:57.756	14	27.559	168.2	50.387	126.2	1:08.212	143.7	2:26.158
7	27.636	162.1	50.036	126.4	39.497	180.0	1:57.169								
8	27.615	166.0	50.061	128.3	39.366	180.7	1:57.042								

88 MARSH HKG							BMW 320si							I	
1	40.221	158.7	58.641	130.6	39.715	182.9	2:18.577	9	27.151	161.5	49.242	133.7	38.754	184.4	1:55.147
2	28.181	161.5	1:10.858	131.9	38.887	183.2	2:17.926	10	26.727	176.8	53.740	131.0	38.901	185.5	1:59.368
3	27.076	173.0	49.770	133.5	38.758	184.8	1:55.604	11	26.899	172.4	49.315	133.9	38.590	185.1	1:54.804
4	27.190	167.9	49.803	134.3	38.679	184.0	1:55.672	12	26.938	175.0	49.173	132.5	38.545	185.5	1:54.656
5	27.187	175.0	49.811	133.5	38.843	183.2	1:55.841	13	26.724	176.1	49.150	133.3	38.577	185.9	1:54.451
6	26.719	175.0	49.343	133.3	38.676	183.6	1:54.738	14	26.695	175.4	49.699	134.1	39.354	184.8	1:55.748
7	26.648	172.4	49.508	131.0	38.956	183.6	1:55.112								
8	26.609	173.7	49.281	133.5	38.900	182.9	1:54.790								



Weather/Track: Cloudy 14° /Wet 17°



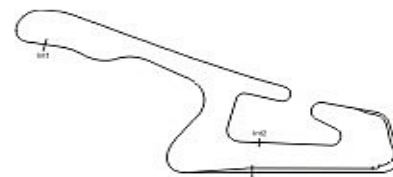
Circuit Length - 3.703 kilometres
Okayama

2008 FIA World Touring Car Championship Race 1 - Best Sector Speeds Report

SECTOR 1				SECTOR 2				SECTOR 3				
POS	NO	NAME	SPEED	LAP	NO	NAME	SPEED	LAP	NO	NAME	SPEED	LAP
1	9	GENE	189.8	6	9	GENE	136.5	10	9	GENE	191.4	10
2	11	TARQUINI	189.8	9	12	MULLER	136.5	2	4	ZANARDI	191.0	1
3	4	ZANARDI	189.4	6	18	MONTEIRO	136.3	12	11	TARQUINI	191.0	9
4	10	RYDELL	189.4	11	15	THOMPSON	135.9	5	18	MONTEIRO	191.0	1
5	12	MULLER	189.4	3	1	PRIAULX	135.3	5	12	MULLER	190.2	2
6	18	MONTEIRO	189.0	8	11	TARQUINI	135.3	3	10	RYDELL	189.4	4
7	7	HUFF	187.8	9	4	ZANARDI	135.1	10	15	THOMPSON	189.4	8
8	15	THOMPSON	187.8	8	10	RYDELL	134.7	12	6	LARINI	189.0	1
9	3	FARFUS	187.5	8	3	FARFUS	134.3	5	7	HUFF	188.6	10
10	6	LARINI	187.1	4	88	MARSH	134.3	4	31	HERNANDEZ	188.6	14
11	31	HERNANDEZ	187.1	2	7	HUFF	134.1	8	3	FARFUS	188.2	1
12	17	AOKI	186.3	14	20	CORONEL	133.9	2	17	AOKI	188.2	6
13	1	PRIAULX	185.5	6	31	HERNANDEZ	133.9	10	42	ENGSTLER	187.8	1
14	26	D'ASTE	185.5	14	42	ENGSTLER	133.9	7	1	PRIAULX	187.5	2
15	42	ENGSTLER	184.8	9	2	MULLER	133.7	12	20	CORONEL	187.5	1
16	2	MULLER	183.6	11	26	D'ASTE	132.7	8	26	D'ASTE	186.7	1
17	27	LADYGIN	183.6	4	17	AOKI	132.5	4	2	MULLER	186.3	12
18	13	OKYAY	183.2	4	6	LARINI	132.1	3	72	TANIGUCHI	186.3	13
19	20	CORONEL	183.2	5	13	OKYAY	131.9	5	13	OKYAY	185.9	1
20	29	VAN LAGEN	182.1	10	69	CHOO	131.1	12	88	MARSH	185.9	13
21	43	ROMANOV	180.7	11	72	TANIGUCHI	130.8	5	43	ROMANOV	185.5	2
22	72	TANIGUCHI	179.6	7	81	KANO	129.8	11	29	VAN LAGEN	184.8	4
23	88	MARSH	176.8	10	29	VAN LAGEN	129.6	4	69	CHOO	183.6	13
24	81	KANO	174.0	12	43	ROMANOV	129.6	14	81	KANO	182.1	13
25	5	PORTEIRO	173.7	1	27	LADYGIN	128.7	8	27	LADYGIN	181.0	2
26	69	CHOO	170.7	5	80	ORIDO	128.7	1	80	ORIDO	180.0	1
27	80	ORIDO	169.1	1	5	PORTEIRO	128.0	1				
28	8	MENU	167.9	1	8	MENU	127.4	1				



Weather/Track: Cloudy 14° /Wet 17°



Circuit Length - 3.703 kilometres
Okayama

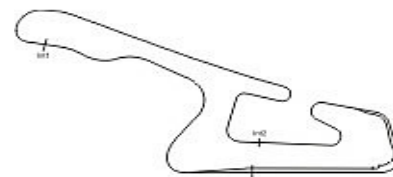
2008 FIA World Touring Car Championship Race 1 - Best Sector Times Report

POS	NO	SECTOR 1		SECTOR 2		SECTOR 3		IDEAL/BEST LAP COMPARISON							
		TIME	LAP	NO	TIME	LAP	NO	TIME	LAP	NO	NAME	IDEAL	BEST	LAP	DIFF
1	9	25.941	4	15	47.520	3	1	37.744	5	3	FARFUS	1:51.645	1:51.957	3	+ 0.312
2	15	26.017	2	4	47.629	9	3	37.789	2	1	PRIAULX	1:51.662	1:52.075	2	+ 0.413
3	6	26.061	3	2	47.644	1	2	37.957	2	2	MULLER	1:51.845	1:51.939	2	+ 0.094
4	20	26.076	11	3	47.708	5	18	38.010	1	15	THOMPSON	1:51.899	1:52.148	2	+ 0.249
5	1	26.094	6	12	47.792	2	9	38.123	3	4	ZANARDI	1:51.953	1:52.226	7	+ 0.273
6	11	26.097	9	7	47.819	4	4	38.166	13	20	CORONEL	1:52.115	1:52.521	11	+ 0.406
7	10	26.104	11	1	47.824	2	10	38.197	1	10	RYDELL	1:52.150	1:52.293	13	+ 0.143
8	3	26.148	3	20	47.830	11	31	38.202	2	9	GENE	1:52.166	1:52.352	3	+ 0.186
9	4	26.158	4	10	47.849	7	11	38.208	3	7	HUFF	1:52.229	1:52.394	3	+ 0.165
10	7	26.181	6	31	47.910	3	20	38.209	2	18	MONTEIRO	1:52.302	1:52.638	2	+ 0.336
11	26	26.191	10	17	47.952	6	7	38.229	3	11	TARQUINI	1:52.333	1:52.571	4	+ 0.238
12	12	26.204	2	42	48.012	8	42	38.319	3	12	MULLER	1:52.432	1:52.432	2	+ 0.000
13	2	26.244	2	11	48.028	4	26	38.325	1	31	HERNANDEZ	1:52.437	1:52.706	3	+ 0.269
14	18	26.256	8	18	48.036	11	15	38.362	8	26	D'ASTE	1:52.564	1:53.191	10	+ 0.627
15	31	26.325	3	26	48.048	4	17	38.372	7	6	LARINI	1:52.641	1:52.695	3	+ 0.054
16	17	26.391	8	6	48.096	3	12	38.436	2	17	AOKI	1:52.715	1:53.043	6	+ 0.328
17	42	26.459	8	9	48.102	3	6	38.484	12	42	ENGSTLER	1:52.790	1:53.287	6	+ 0.497
18	88	26.609	8	43	48.662	6	88	38.545	12	43	ROMANOV	1:54.058	1:54.275	14	+ 0.217
19	27	26.638	3	27	48.799	5	43	38.637	5	27	LADYGIN	1:54.302	1:54.819	8	+ 0.517
20	13	26.646	4	29	48.895	12	13	38.779	2	88	MARSH	1:54.304	1:54.451	13	+ 0.147
21	43	26.759	14	13	48.999	4	27	38.865	8	13	OKYAY	1:54.424	1:54.843	4	+ 0.419
22	29	26.851	3	5	49.067	1	29	38.923	6	29	VAN LAGEN	1:54.669	1:55.009	12	+ 0.340
23	72	26.904	2	88	49.150	13	69	38.964	5	72	TANIGUCHI	1:55.482	1:55.770	2	+ 0.288
24	81	27.218	13	72	49.167	5	81	39.285	13	69	CHOO	1:56.055	1:56.373	7	+ 0.318
25	69	27.389	5	81	49.562	13	72	39.411	5	81	KANO	1:56.065	1:56.065	13	+ 0.000
26	5	33.175	1	8	49.672	1	80	40.730	1	80	ORIDO	2:07.262	2:07.262	1	+ 0.000
27	80	36.066	1	69	49.702	7	5	1:03.032	1	5	PORTEIRO	2:25.274	2:25.274	1	+ 0.000

'Perfect Lap' - 1:51.205



Weather/Track: Cloudy 14° /Wet 17°



Circuit Length - 3.703 kilometres
Okayama

2008 FIA World Touring Car Championship

RACE 1 - LAP CHART

Lap 1			Lap 2			Lap 3			Lap 4			Lap 5		
No	Behind	Laptime	No	Behind	Laptime	No	Behind	Laptime	No	Behind	Laptime	No	Behind	Laptime
2		1:57.505	2		1:51.939	2		1:52.391	2		1:52.308	2		1:52.666
18	0.624	1:58.129	18	1.323	1:52.638	18	1.616	1:52.684	18	2.229	1:52.921	18	3.062	1:53.499
10	1.267	1:58.772	10	1.806	1:52.478	10	1.957	1:52.542	10	2.520	1:52.871	10	3.242	1:53.388
7	1.803	1:59.308	7	2.626	1:52.762	7	2.629	1:52.394	15	4.831	1:52.616	15	4.674	1:52.509
26	2.568	2:00.073	26	4.208	1:53.579	15	4.523	1:52.278	7	5.454	1:55.133	7	5.386	1:52.598
15	4.427	2:01.932	15	4.636	1:52.148	12	6.341	1:53.473	12	7.496	1:53.463	1	7.396	1:52.240
12	4.766	2:02.271	12	5.259	1:52.432	1	6.600	1:53.360	1	7.822	1:53.530	12	8.327	1:53.497
1	5.495	2:03.000	1	5.631	1:52.075	26	7.228	1:55.411	26	8.708	1:53.788	3	8.579	1:52.520
31	5.879	2:03.384	31	6.951	1:53.011	31	7.266	1:52.706	3	8.725	1:53.620	26	9.995	1:53.953
9	6.292	2:03.797	20	7.346	1:52.706	3	7.413	1:51.957	31	9.112	1:54.154	31	10.282	1:53.836
20	6.579	2:04.084	3	7.847	1:52.351	20	8.103	1:53.148	9	9.718	1:53.218	4	10.769	1:53.307
42	7.145	2:04.650	9	8.847	1:54.494	9	8.808	1:52.352	4	10.128	1:52.884	9	11.672	1:54.620
3	7.435	2:04.940	4	9.492	1:53.855	4	9.552	1:52.451	20	11.003	1:55.208	20	12.005	1:53.668
4	7.576	2:05.081	6	10.396	1:54.123	6	10.700	1:52.695	6	11.692	1:53.300	11	12.286	1:52.933
6	8.212	2:05.717	42	11.069	1:55.863	11	11.756	1:52.706	11	12.019	1:52.571	6	13.390	1:54.364
17	8.686	2:06.191	11	11.441	1:53.646	42	13.068	1:54.390	42	14.505	1:53.745	42	15.172	1:53.333
11	9.734	2:07.239	17	11.892	1:55.145	17	13.680	1:54.179	17	15.220	1:53.848	17	16.775	1:54.221
80	9.757	2:07.262	72	15.831	1:55.770	72	19.393	1:55.953	72	23.247	1:56.162	72	26.466	1:55.885
72	12.000	2:09.505	43	16.041	1:55.073	13	21.418	1:57.240	13	23.953	1:54.843	13	26.799	1:55.512
43	12.907	2:10.412	13	16.569	1:55.124	27	21.717	1:55.591	27	24.889	1:55.480	29	28.242	1:55.735
13	13.384	2:10.889	29	17.214	1:55.276	29	22.402	1:57.579	29	25.173	1:55.079	43	32.503	1:54.800
29	13.877	2:11.382	27	18.517	1:55.264	43	27.647	2:03.997	43	30.369	1:55.030	27	37.426	2:05.203
27	15.192	2:12.697	81	27.106	1:58.420	81	32.564	1:57.849	81	37.353	1:57.097	81	42.530	1:57.843
81	20.625	2:18.130	69	43.070	2:00.858	69	49.312	1:58.633	88	53.636	1:55.672	88	56.811	1:55.841
88	21.072	2:18.577	88	47.059	2:17.926	88	50.272	1:55.604	69	55.174	1:58.170	69	59.226	1:56.718
5	27.769	2:25.274												
69	34.151	2:31.656												

Weather/Track: Cloudy 14°/Wet 16°

2008 FIA World Touring Car Championship RACE 1 - LAP CHART

(contd.)

Lap 6			Lap 7			Lap 8			Lap 9			Lap 10		
No	Behind	Laptime	No	Behind	Laptime	No	Behind	Laptime	No	Behind	Laptime	No	Behind	Laptime
2		1:52.907	2		1:53.049	2		1:53.167	2		1:53.546	2		1:53.321
10	3.249	1:52.914	10	2.688	1:52.488	10	2.050	1:52.529	10	1.166	1:52.662	10	0.713	1:52.868
18	4.791	1:54.636	18	5.522	1:53.780	18	5.650	1:53.295	18	5.830	1:53.726	18	7.135	1:54.626
15	5.321	1:53.554	15	6.180	1:53.908	7	6.409	1:52.997	7	6.245	1:53.382	1	7.334	1:54.153
7	5.627	1:53.148	7	6.579	1:54.001	1	6.716	1:52.741	1	6.502	1:53.332	7	7.650	1:54.726
1	6.648	1:52.159	1	7.142	1:53.543	15	7.906	1:54.893	15	7.470	1:53.110	15	7.871	1:53.722
12	8.890	1:53.470	3	8.496	1:52.330	3	8.320	1:52.991	3	7.906	1:53.132	3	8.107	1:53.522
3	9.215	1:53.543	12	9.623	1:53.782	12	10.085	1:53.629	12	9.851	1:53.312	12	9.907	1:53.377
26	10.777	1:53.689	26	11.158	1:53.430	26	11.230	1:53.239	26	10.959	1:53.275	26	10.829	1:53.191
31	11.963	1:54.588	31	11.884	1:52.970	31	11.765	1:53.048	31	11.305	1:53.086	31	11.154	1:53.170
9	12.794	1:54.029	9	13.529	1:53.784	9	13.339	1:52.977	20	13.290	1:53.038	20	13.091	1:53.122
11	13.218	1:53.839	20	13.703	1:53.531	20	13.798	1:53.262	9	13.682	1:53.889	9	13.389	1:53.028
20	13.221	1:54.123	11	13.919	1:53.750	11	14.438	1:53.686	11	14.037	1:53.145	11	14.075	1:53.359
6	14.133	1:53.650	6	15.321	1:54.237	42	16.246	1:53.358	42	17.087	1:54.387	42	18.091	1:54.325
42	15.552	1:53.287	42	16.055	1:53.552	6	16.566	1:54.412	17	17.823	1:54.391	17	18.562	1:54.060
17	16.911	1:53.043	17	16.983	1:53.121	17	16.978	1:53.162	6	18.540	1:55.520	4	19.050	1:53.049
4	22.308	2:04.446	4	21.485	1:52.226	4	20.629	1:52.311	4	19.322	1:52.239	6	20.329	1:55.110
72	29.902	1:56.343	29	33.458	1:55.754	29	35.814	1:55.523	29	37.651	1:55.383	29	39.777	1:55.447
29	30.753	1:55.418	72	33.901	1:57.048	72	37.428	1:56.694	72	43.216	1:59.334	8	9 LAPS	19:39.283P
13	31.620	1:57.728	13	35.241	1:56.670	13	37.835	1:55.761	43	43.567	1:58.793	72	46.811	1:56.916
43	34.488	1:54.892	43	36.480	1:55.041	43	38.320	1:55.007	27	48.437	1:56.244	43	46.837	1:56.591
27	40.262	1:55.743	27	44.087	1:56.874	27	45.739	1:54.819	81	59.152	1:57.324	27	50.342	1:55.226
81	47.379	1:57.756	81	51.499	1:57.169	81	55.374	1:57.042	88	1:03.929	1:55.147	81	1:02.450	1:56.619
88	58.642	1:54.738	88	1:00.705	1:55.112	88	1:02.328	1:54.790	69	1:14.623	1:57.385	88	1:09.976	1:59.368
69	1:02.964	1:56.645	69	1:06.288	1:56.373	69	1:10.784	1:57.663				69	1:18.511	1:57.209

Weather/Track: Cloudy 14°/Wet 16°

Okayama
Circuit Length = 3.7030 km.
Start: 14:32 End: 14:59

2008 FIA World Touring Car Championship RACE 1 - LAP CHART

(contd.)

Lap 11			Lap 12			Lap 13			Lap 14			Lap 15		
No	Behind	Laptime	No	Behind	Laptime	No	Behind	Laptime	No	Behind	Laptime	No	Behind	Laptime
10		1:53.305	10		1:52.479	10		1:52.293	10		1:52.965			
2	0.775	1:54.793	2	1.958	1:53.662	2	3.948	1:54.283	2	5.607	1:54.624			
18	6.843	1:53.726	1	7.319	1:52.707	1	7.157	1:52.131	1	6.941	1:52.749			
1	7.091	1:53.775	18	8.685	1:54.321	18	9.805	1:53.413	7	10.696	1:53.541			
7	7.614	1:53.982	7	9.045	1:53.910	7	10.120	1:53.368	18	13.051	1:56.211			
15	8.292	1:54.439	15	9.421	1:53.608	15	10.664	1:53.536	3	13.203	1:55.165			
3	8.579	1:54.490	3	9.791	1:53.691	3	11.003	1:53.505	12	14.301	1:55.067			
12	9.670	1:53.781	12	10.729	1:53.538	12	12.199	1:53.763	20	14.760	1:54.480			
26	10.215	1:53.404	26	11.202	1:53.466	26	12.589	1:53.680	26	15.179	1:55.555			
31	10.583	1:53.447	31	11.763	1:53.659	31	12.618	1:53.148	11	15.225	1:53.747			
20	11.594	1:52.521	20	12.184	1:53.069	20	13.245	1:53.354	9	16.023	1:54.716			
9	12.382	1:53.011	9	13.180	1:53.277	9	14.272	1:53.385	31	16.410	1:56.757			
11	13.022	1:52.965	11	13.617	1:53.074	11	14.443	1:53.119	4	18.866	1:52.335			
42	17.445	1:53.372	42	18.689	1:53.723	4	19.496	1:52.658	42	23.215	1:55.288			
17	17.984	1:53.440	4	19.131	1:53.158	42	20.892	1:54.496	17	23.397	1:54.684			
4	18.452	1:53.420	17	20.125	1:54.620	17	21.678	1:53.846	6	23.545	1:54.221			
6	20.339	1:54.028	6	21.558	1:53.698	6	22.289	1:53.024	15	25.242	2:07.543			
29	41.823	1:56.064	29	44.353	1:55.009	29	47.294	1:55.234	29	49.886	1:55.557			
43	47.947	1:55.128	43	50.219	1:54.751	43	52.839	1:54.913	43	54.149	1:54.275			
72	50.462	1:57.669	72	54.791	1:56.808	27	58.790	1:56.017	27	1:01.646	1:55.821			
27	51.550	1:55.226	27	55.066	1:55.995	72	1:00.177	1:57.679	72	1:03.702	1:56.490			
81	1:05.255	1:56.823	81	1:09.207	1:56.431	81	1:12.979	1:56.065	88	1:17.880	1:55.748			
88	1:10.762	1:54.804	88	1:12.939	1:54.656	88	1:15.097	1:54.451	69	1:37.976	1:58.978			
69	1:22.714	1:58.221	69	1:27.440	1:57.205	69	1:31.963	1:56.816	81	1:46.172	2:26.158			

Weather/Track: Cloudy 14°/Wet 16°

2008 FIA World Touring Car Championship GRID FOR RACE 2

ROW 15		80	ORIDO
ROW 14	75		5
ROW 13		8	PORTEIRO
ROW 12	81		13
ROW 11		MENU	OKYAY
ROW 10	88		69
ROW 9		KANO	CHOO
ROW 8	27		72
ROW 7		MARSH	TANIGUCHI
ROW 6	29		43
ROW 5		LADYGIN	ROMANOV
ROW 4	6		15
ROW 3		VAN LAGEN	THOMPSON
ROW 2	42		17
ROW 1		LARINI	AOKI
	31		4
		ENGSTLER	ZANARDI
	11		9
		HERNANDEZ	GENE
	10		26
		TARQUINI	D'ASTE
	1		2
		RYDELL	MULLER
	18		7
		PRIAULX	HUFF
	12		3
		MONTEIRO	FARFUS
		MULLER	20
			CORONEL

POLE

Cars 75, 80, 5 to back of grid ref, Stewards decisions 6, 7, 8 (art. 132e)
Weather/Track: Cloudy 14°/Wet 16°

Okayama
Circuit Length = 3.7030 km.
Start: 14:32 End: 14:59

Race Director:	Steward:	Timekeeper:
----------------	----------	-------------

2008 FIA World Touring Car Championship

Race 1 - Sector Analysis Report

Lap S1 Time S1 Spd S2 Time S2 Spd S3 Time S3 Spd Lap Time Pit Lap S1 Time S1 Spd S2 Time S2 Spd S3 Time S3 Spd Lap Time Pit

1 PRIAULX GBR BMW 320si							
1	33.471	169.8	50.353	123.1	39.176	182.9	2:03.000
2	26.282	179.2	47.824	135.1	37.969	187.5	1:52.075
3	26.249	179.2	48.502	133.3	38.609	186.7	1:53.360
4	26.585	180.7	48.282	131.5	38.663	185.9	1:53.530
5	26.326	184.0	48.170	135.3	37.744	186.7	1:52.240
6	26.094	185.5	47.898	134.9	38.167	187.5	1:52.159
7	26.177	182.9	47.930	133.5	39.436	182.9	1:53.543
8	26.284	185.5	48.096	134.5	38.361	187.1	1:52.741

2 MULLER GER BMW 320si							
1	31.600	182.1	47.644	131.5	38.261	185.1	1:57.505
2	26.244	177.5	47.738	133.3	37.957	185.9	1:51.939
3	26.452	178.9	47.935	132.7	38.004	185.1	1:52.391
4	26.340	180.0	47.817	133.3	38.151	184.4	1:52.308
5	26.404	182.5	47.836	131.9	38.426	185.5	1:52.666
6	26.564	177.5	47.996	133.3	38.347	185.9	1:52.907
7	26.542	182.5	48.095	132.5	38.412	184.8	1:53.049
8	26.672	178.9	48.181	132.5	38.314	184.8	1:53.167

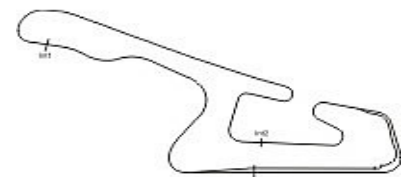
3 FARFUS BRA BMW 320si							
1	34.957	153.0	50.478	125.1	39.505	188.2	2:04.940
2	26.162	181.0	48.400	131.5	37.789	187.8	1:52.351
3	26.148	183.6	47.740	133.5	38.069	188.2	1:51.957
4	26.738	179.2	48.113	133.3	38.769	185.9	1:53.620
5	26.461	183.6	47.708	134.3	38.351	188.2	1:52.520
6	26.258	181.8	48.498	132.7	38.787	187.5	1:53.543
7	26.182	186.3	48.015	131.7	38.133	185.1	1:52.330
8	26.422	187.5	48.174	133.3	38.395	186.7	1:52.991

4 ZANARDI ITA BMW 320si							
1	34.783	153.3	51.069	128.5	39.229	191.0	2:05.081
2	26.857	188.6	48.412	133.9	38.586	188.6	1:53.855
3	26.169	185.1	47.927	134.7	38.355	187.5	1:52.451
4	26.158	185.5	48.278	133.7	38.448	189.4	1:52.884
5	26.545	187.5	48.411	133.5	38.351	190.2	1:53.307
6	26.369	189.4	48.153	134.1	49.924	187.5	2:04.446
7	26.383	185.9	47.646	133.3	38.197	189.0	1:52.226
8	26.250	183.2	47.660	133.3	38.401	189.0	1:52.311

5 PORTEIRO ESP BMW 320si							
1	33.175	173.7	49.067	128.0	1:03.032	2:25.274	



Weather/Track: Cloudy 14° /Wet 17°



Circuit Length - 3.703 kilometres
Okayama

2008 FIA World Touring Car Championship

Race 1 - Sector Analysis Report

Lap S1 Time S1 Spd S2 Time S2 Spd S3 Time S3 Spd Lap Time Pit Lap S1 Time S1 Spd S2 Time S2 Spd S3 Time S3 Spd Lap Time Pit

6 LARINI						ITA Chevrolet Lacetti									
1	35.142	155.7	51.085	125.6	39.490	189.0	2:05.717	9	26.683	183.6	49.130	122.9	39.707	186.3	1:55.520
2	26.499	174.4	49.095	128.9	38.529	187.5	1:54.123	10	26.661	173.0	49.899	128.9	38.550	188.2	1:55.110
3	26.061	183.2	48.096	132.1	38.538	188.2	1:52.695	11	26.414	181.0	48.575	128.9	39.039	185.5	1:54.028
4	26.228	187.1	48.105	131.5	38.967	189.0	1:53.300	12	26.673	179.2	48.541	129.8	38.484	187.5	1:53.698
5	26.279	185.9	48.971	131.0	39.114	186.3	1:54.364	13	26.295	185.9	48.219	130.0	38.510	188.2	1:53.024
6	26.357	184.0	48.554	130.4	38.739	187.5	1:53.650	14	26.342	185.1	48.629	126.4	39.250	179.2	1:54.221
7	26.446	187.1	48.816	129.3	38.975	185.9	1:54.237								
8	26.576	186.3	48.335	130.4	39.501	187.8	1:54.412								

7 HUFF						GBR Chevrolet Lacetti									
1	32.497	177.1	48.484	130.0	38.327	187.8	1:59.308	9	26.238	187.8	48.176	131.3	38.968	187.8	1:53.382
2	26.284	186.3	48.196	131.7	38.282	187.8	1:52.762	10	26.698	181.0	48.638	133.1	39.390	188.6	1:54.726
3	26.268	179.6	47.897	132.7	38.229	188.2	1:52.394	11	26.897	168.5	48.448	132.7	38.637	188.6	1:53.982
4	28.957	176.8	47.819	132.7	38.357	187.5	1:55.133	12	26.450	173.7	48.661	133.3	38.799	188.2	1:53.910
5	26.278	181.4	47.912	132.9	38.408	188.2	1:52.598	13	26.543	179.2	48.214	132.9	38.611	188.6	1:53.368
6	26.181	178.2	48.073	133.5	38.894	187.5	1:53.148	14	26.462	185.5	48.627	133.1	38.452	181.0	1:53.541
7	26.318	177.8	48.494	130.0	39.189	186.7	1:54.001								
8	26.386	183.6	48.097	134.1	38.514	187.8	1:52.997								

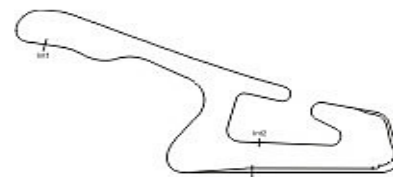
8 MENU						SUI Chevrolet Lacetti									
1	37.251	167.9	49.672	127.4		19:39.283	Pit								

9 GENE						ESP SEAT Leon TDI									
1	34.175	163.9	49.909	129.6	39.713	189.0	2:03.797	9	26.166	189.4	48.987	134.3	38.736	188.6	1:53.889
2	27.007	174.0	49.118	133.7	38.369	189.4	1:54.494	10	26.441	187.5	48.116	136.5	38.471	191.4	1:53.028
3	26.127	187.5	48.102	134.5	38.123	191.0	1:52.352	11	26.287	187.8	48.186	135.5	38.538	189.8	1:53.011
4	25.941	185.5	48.700	132.9	38.577	190.6	1:53.218	12	26.185	186.3	48.355	133.5	38.737	190.2	1:53.277
5	26.501	186.3	49.278	131.7	38.841	189.4	1:54.620	13	26.191	187.5	48.406	131.5	38.788	190.2	1:53.385
6	26.297	189.8	48.431	131.5	39.301	189.8	1:54.029	14	26.124	188.6	49.292	130.2	39.300	189.4	1:54.716
7	26.355	185.9	48.544	131.0	38.885	187.8	1:53.784								
8	26.391	187.1	48.106	134.9	38.480	190.6	1:52.977								

10 RYDELL						SWE SEAT Leon TDI									
1	32.209	175.7	48.366	133.3	38.197	188.2	1:58.772	9	26.223	184.4	48.105	131.1	38.334	188.6	1:52.662
2	26.149	185.1	48.078	134.3	38.251	187.1	1:52.478	10	26.225	186.7	48.349	133.5	38.294	189.4	1:52.868
3	26.297	184.0	48.027	133.9	38.218	189.0	1:52.542	11	26.104	189.4	48.764	127.8	38.437	188.6	1:53.305
4	26.722	184.0	47.937	133.7	38.212	189.4	1:52.871	12	26.185	185.1	48.039	134.7	38.255	188.2	1:52.479
5	26.572	183.6	48.345	132.3	38.471	188.6	1:53.388	13	26.104	187.5	47.908	132.9	38.281	188.6	1:52.293
6	26.546	185.1	47.938	131.9	38.430	187.5	1:52.914	14	26.253	184.0	48.251	132.9	38.461	189.0	1:52.965
7	26.327	185.9	47.849	132.9	38.312	188.2	1:52.488								
8	26.280	187.5	48.013	132.5	38.236	189.0	1:52.529								



Weather/Track: Cloudy 14° /Wet 17°



Circuit Length - 3.703 kilometres
Okayama

2008 FIA World Touring Car Championship

Race 1 - Sector Analysis Report

Lap S1 Time S1 Spd S2 Time S2 Spd S3 Time S3 Spd Lap Time Pit Lap S1 Time S1 Spd S2 Time S2 Spd S3 Time S3 Spd Lap Time Pit

11 TARQUINI							ITA		SEAT Leon TDI						
1	37.940	164.8	49.218	131.0	40.081	187.8	2:07.239	9	26.097	189.8	48.357	134.1	38.691	191.0	1:53.145
2	26.454	180.7	48.283	134.5	38.909	189.0	1:53.646	10	26.370	179.6	48.406	131.9	38.583	190.6	1:53.359
3	26.418	187.8	48.080	135.3	38.208	188.6	1:52.706	11	26.294	183.6	48.266	133.3	38.405	190.6	1:52.965
4	26.202	182.5	48.028	134.1	38.341	189.0	1:52.571	12	26.143	186.3	48.305	131.7	38.626	190.2	1:53.074
5	26.272	177.5	48.084	133.5	38.577	189.0	1:52.933	13	26.263	182.9	48.217	131.7	38.639	188.2	1:53.119
6	26.479	178.9	48.449	131.9	38.911	187.5	1:53.839	14	26.239	186.3	48.085	133.7	39.423	189.8	1:53.747
7	26.574	178.5	48.718	133.3	38.458	190.2	1:53.750								
8	26.752	187.1	48.476	132.3	38.458	189.0	1:53.686								

12 MULLER							FRA		SEAT Leon TDI						
1	33.568	168.2	50.037	131.1	38.666	189.4	2:02.271	9	26.321	183.2	48.368	135.7	38.623	189.0	1:53.312
2	26.204	182.9	47.792	136.5	38.436	190.2	1:52.432	10	26.242	188.6	48.509	135.9	38.626	189.0	1:53.377
3	26.299	189.4	48.524	132.5	38.650	189.4	1:53.473	11	26.504	186.7	48.459	135.7	38.818	188.6	1:53.781
4	26.529	184.8	48.272	135.7	38.662	187.1	1:53.463	12	26.427	183.2	48.423	135.3	38.688	188.6	1:53.538
5	26.411	183.2	48.197	135.9	38.889	189.8	1:53.497	13	26.259	189.0	48.455	134.3	39.049	188.2	1:53.763
6	26.235	188.2	48.403	136.1	38.832	188.6	1:53.470	14	26.428	184.4	48.880	131.5	39.759	187.5	1:55.067
7	26.209	187.5	48.804	133.7	38.769	189.0	1:53.782								
8	26.487	187.8	48.409	136.1	38.733	187.5	1:53.629								

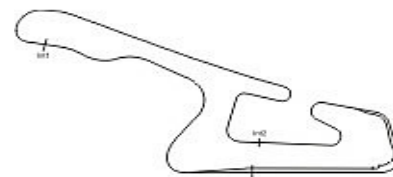
13 OKYAY							TUR		BMW 320si						
1	41.040	163.9	50.786	130.2	39.063	185.9	2:10.889	6	29.472	173.7	49.426	130.2	38.830	185.1	1:57.728
2	26.900	179.6	49.445	130.6	38.779	184.4	1:55.124	7	27.020	179.2	49.612	130.0	40.038	183.2	1:56.670
3	26.946	169.1	49.379	130.6	40.915	180.3	1:57.240	8	27.185	177.1	49.328	129.4	39.248	184.4	1:55.761
4	26.646	183.2	48.999	130.4	39.198	184.0	1:54.843								
5	26.907	178.2	49.381	131.9	39.224	185.9	1:55.512								

15 THOMPSON							GBR		Honda Accord Euro R						
1	33.864	166.3	48.590	133.3	39.478	187.5	2:01.932	9	26.237	185.1	48.323	134.9	38.550	188.6	1:53.110
2	26.017	187.1	47.546	133.7	38.585	187.5	1:52.148	10	26.612	178.2	48.377	133.5	38.733	187.8	1:53.722
3	26.277	182.1	47.520	134.5	38.481	187.8	1:52.278	11	26.893	177.5	48.901	134.5	38.645	187.8	1:54.439
4	26.496	184.8	47.657	134.5	38.463	186.7	1:52.616	12	26.383	176.8	48.571	134.7	38.654	187.8	1:53.608
5	26.301	184.8	47.780	135.9	38.428	188.6	1:52.509	13	26.438	181.8	48.183	132.9	38.915	189.0	1:53.536
6	26.429	186.3	48.027	134.1	39.098	188.6	1:53.554	14	26.344	183.2	50.290	127.8	50.909	189.4	2:07.543
7	26.302	186.7	48.540	132.3	39.066	187.8	1:53.908								
8	26.182	187.8	50.349	134.5	38.362	189.4	1:54.893								

17 AOKI							JPN		BMW 320si						
1	34.468	149.5	51.782	127.4	39.941	187.8	2:06.191	9	26.765	184.0	48.764	129.3	38.862	185.9	1:54.391
2	26.734	182.9	48.744	128.7	39.667	185.5	1:55.145	10	26.743	177.1	48.731	131.1	38.586	187.5	1:54.060
3	26.698	168.8	48.768	131.7	38.713	184.4	1:54.179	11	26.606	184.0	48.313	130.0	38.521	187.8	1:53.440
4	26.506	181.4	48.792	132.5	38.550	184.8	1:53.848	12	27.112	170.7	48.800	129.4	38.708	185.9	1:54.620
5	26.563	184.0	48.730	106.0	38.928	185.5	1:54.221	13	26.527	185.1	48.690	129.3	38.629	187.1	1:53.846
6	26.429	185.5	47.952	121.7	38.662	188.2	1:53.043	14	26.674	186.3	48.414	127.2	39.596	186.7	1:54.684
7	26.444	183.2	48.305	129.3	38.372	187.5	1:53.121								
8	26.391	182.9	48.212	132.5	38.559	187.5	1:53.162								



Weather/Track: Cloudy 14° /Wet 17°



Circuit Length - 3.703 kilometres
Okayama

2008 FIA World Touring Car Championship

Race 1 - Sector Analysis Report

Lap S1 Time S1 Spd S2 Time S2 Spd S3 Time S3 Spd Lap Time Pit Lap S1 Time S1 Spd S2 Time S2 Spd S3 Time S3 Spd Lap Time Pit

18 MONTEIRO							POR		SEAT Leon TDI						
1	31.762	177.8	48.357	135.7	38.010	191.0	1:58.129	9	26.320	186.3	48.350	132.7	39.056	188.2	1:53.726
2	26.262	182.9	48.093	135.5	38.283	190.2	1:52.638	10	26.833	184.8	48.694	133.7	39.099	188.6	1:54.626
3	26.301	186.7	48.038	134.7	38.345	189.0	1:52.684	11	26.883	184.4	48.036	135.7	38.807	189.0	1:53.726
4	26.311	187.1	48.126	135.3	38.484	189.0	1:52.921	12	26.955	178.5	48.474	136.3	38.892	188.6	1:54.321
5	26.368	187.1	48.396	131.7	38.735	188.2	1:53.499	13	26.385	185.9	48.274	135.3	38.754	189.4	1:53.413
6	27.060	185.1	48.627	133.1	38.949	189.8	1:54.636	14	26.572	187.1	50.606	129.6	39.033	187.8	1:56.211
7	26.328	185.1	48.710	132.3	38.742	188.6	1:53.780								
8	26.256	189.0	48.232	134.1	38.807	188.2	1:53.295								

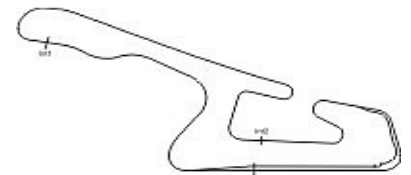
20 CORONEL							NED		SEAT Leon						
1	34.556	153.5	50.433	128.9	39.095	187.5	2:04.084	9	26.250	182.9	48.054	132.7	38.734	184.4	1:53.038
2	26.365	182.1	48.132	133.9	38.209	183.6	1:52.706	10	26.180	181.0	48.087	132.5	38.855	184.8	1:53.122
3	26.232	176.1	48.675	133.3	38.241	183.6	1:53.148	11	26.076	182.1	47.830	133.9	38.615	184.4	1:52.521
4	26.204	171.4	49.400	132.1	39.604	183.2	1:55.208	12	26.299	182.9	47.969	132.5	38.801	184.0	1:53.069
5	26.204	183.2	48.546	128.9	38.918	184.0	1:53.668	13	26.251	178.5	48.233	131.9	38.870	185.1	1:53.354
6	26.338	182.9	48.247	130.4	39.538	180.7	1:54.123	14	26.342	181.8	48.533	131.7	39.605	185.1	1:54.480
7	26.295	176.8	48.340	131.3	38.896	184.8	1:53.531								
8	26.846	183.2	47.855	133.5	38.561	183.2	1:53.262								

26 D'ASTE							ITA		BMW 320si							I
1	32.922	177.8	48.826	130.4	38.325	186.7	2:00.073	9	26.478	183.6	48.125	130.6	38.672	184.4	1:53.275	
2	26.540	180.3	48.194	131.9	38.845	184.0	1:53.579	10	26.191	182.5	48.269	131.3	38.731	184.0	1:53.191	
3	26.534	183.6	49.132	131.3	39.745	182.9	1:55.411	11	26.439	181.0	48.385	131.9	38.580	185.5	1:53.404	
4	26.669	183.6	48.048	131.9	39.071	176.4	1:53.788	12	26.479	181.4	48.403	132.7	38.584	186.7	1:53.466	
5	26.975	178.2	48.551	131.7	38.427	184.4	1:53.953	13	26.246	183.6	48.342	131.1	39.092	182.5	1:53.680	
6	26.601	184.4	48.412	130.4	38.676	184.8	1:53.689	14	26.380	185.5	48.785	131.5	40.390	186.3	1:55.555	
7	26.446	184.8	48.360	131.3	38.624	184.0	1:53.430									
8	26.400	184.4	48.376	132.7	38.463	184.0	1:53.239									

27 LADYGIN							RUS		Lada 110							I
1	40.585	176.8	51.647	122.6	40.465	173.0	2:12.697	9	27.718	154.6	49.560	127.2	38.966	180.0	1:56.244	
2	27.195	181.4	49.125	125.1	38.944	181.0	1:55.264	10	27.114	181.4	49.135	127.2	38.977	179.6	1:55.226	
3	26.638	183.2	48.985	128.5	39.968	175.0	1:55.591	11	27.216	178.5	48.844	128.0	39.166	179.6	1:55.226	
4	27.452	183.6	49.000	127.8	39.028	179.6	1:55.480	12	27.232	178.9	49.078	126.4	39.685	178.9	1:55.995	
5	37.339	169.8	48.799	126.9	39.065	178.9	2:05.203	13	27.710	179.2	49.109	128.5	39.198	179.2	1:56.017	
6	27.365	181.8	49.234	125.1	39.144	179.2	1:55.743	14	27.262	180.7	49.156	125.1	39.403	178.5	1:55.821	
7	27.092	182.5	50.683	126.2	39.099	179.6	1:56.874									
8	26.891	180.3	49.063	128.7	38.865	179.2	1:54.819									



Weather/Track: Cloudy 14° /Wet 17°



Circuit Length - 3.703 kilometres
Okayama

2008 FIA World Touring Car Championship

Race 1 - Sector Analysis Report

Lap S1 Time S1 Spd S2 Time S2 Spd S3 Time S3 Spd Lap Time Pit Lap S1 Time S1 Spd S2 Time S2 Spd S3 Time S3 Spd Lap Time Pit

29 VAN LAGEN							NED		Lada 110			I			
1	41.784	179.2	50.262	129.1	39.336	183.2	2:11.382	9	27.050	181.8	48.961	126.0	39.372	181.0	1:55.383
2	26.894	178.2	49.274	127.8	39.108	183.2	1:55.276	10	27.126	182.1	49.090	128.7	39.231	181.0	1:55.447
3	26.851	180.3	49.375	129.3	41.353	176.8	1:57.579	11	27.143	180.7	49.156	127.4	39.765	181.4	1:56.064
4	26.987	180.7	49.143	129.6	38.949	184.8	1:55.079	12	27.028	180.0	48.895	127.4	39.086	180.7	1:55.009
5	26.879	177.1	49.481	128.9	39.375	181.0	1:55.735	13	27.050	177.8	48.925	127.2	39.259	182.1	1:55.234
6	27.145	174.7	49.350	129.1	38.923	182.5	1:55.418	14	27.080	173.0	49.230	128.7	39.247	177.8	1:55.557
7	26.973	181.8	49.208	128.7	39.573	180.0	1:55.754								
8	27.256	181.0	49.258	128.7	39.009	181.0	1:55.523								

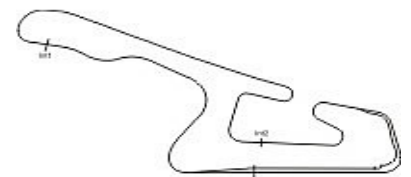
31 HERNANDEZ							ESP		BMW 320si			I			
1	34.376	153.3	50.050	126.4	38.958	186.7	2:03.384	9	26.703	180.0	47.931	133.3	38.452	186.7	1:53.086
2	26.864	187.1	47.945	133.1	38.202	186.7	1:53.011	10	26.805	182.1	47.957	133.9	38.408	187.5	1:53.170
3	26.325	181.8	47.910	131.7	38.471	185.5	1:52.706	11	26.655	179.2	48.267	130.6	38.525	186.7	1:53.447
4	26.491	181.4	49.125	132.5	38.538	186.3	1:54.154	12	26.492	183.2	48.426	131.9	38.741	186.3	1:53.659
5	26.852	178.9	48.712	130.2	38.272	188.2	1:53.836	13	26.411	184.4	47.993	132.5	38.744	185.1	1:53.148
6	26.536	183.6	48.822	132.3	39.230	187.1	1:54.588	14	26.672	183.6	51.661	131.7	38.424	188.6	1:56.757
7	26.471	182.9	48.072	132.5	38.427	186.7	1:52.970								
8	26.501	183.6	48.277	132.3	38.270	187.1	1:53.048								

42 ENGSTLER							GER		BMW 320si			I			
1	34.713	146.8	49.942	127.4	39.995	187.8	2:04.650	9	26.733	184.8	48.763	132.1	38.891	185.9	1:54.387
2	26.986	176.8	49.902	127.1	38.975	187.1	1:55.863	10	26.940	177.1	48.770	131.9	38.615	185.5	1:54.325
3	27.120	177.1	48.951	130.4	38.319	187.1	1:54.390	11	26.547	180.7	48.235	132.5	38.590	185.5	1:53.372
4	26.621	176.8	48.702	133.7	38.422	187.5	1:53.745	12	26.765	181.8	48.470	131.9	38.488	185.5	1:53.723
5	26.486	178.5	48.483	132.9	38.364	187.1	1:53.333	13	27.622	182.5	48.261	131.7	38.613	185.9	1:54.496
6	26.588	178.9	48.357	131.3	38.342	187.8	1:53.287	14	27.013	180.7	48.559	129.8	39.716	186.3	1:55.288
7	26.610	180.0	48.530	133.9	38.412	186.7	1:53.552								
8	26.459	182.1	48.012	132.9	38.887	185.5	1:53.358								

43 ROMANOV							RUS		BMW 320si			I			
1	39.574	149.7	50.084	124.8	40.754	183.6	2:10.412	9	28.966	101.0	50.514	126.2	39.313	185.1	1:58.793
2	26.870	163.0	49.085	127.2	39.118	185.5	1:55.073	10	27.442	160.7	49.236	127.1	39.913	183.2	1:56.591
3	27.274	161.5	49.258	126.5	47.465	171.1	2:03.997	11	27.296	180.7	49.016	127.2	38.816	184.8	1:55.128
4	27.273	170.4	48.697	125.8	39.060	184.4	1:55.030	12	27.015	174.4	48.878	128.5	38.858	184.4	1:54.751
5	27.088	162.4	49.075	127.8	38.637	184.8	1:54.800	13	26.853	169.8	49.080	128.9	38.980	184.8	1:54.913
6	26.875	176.4	48.662	127.6	39.355	182.9	1:54.892	14	26.759	175.7	48.817	129.6	38.699	184.8	1:54.275
7	27.007	179.6	49.225	128.0	38.809	185.1	1:55.041								
8	26.849	174.4	49.010	128.5	39.148	185.5	1:55.007								



Weather/Track: Cloudy 14° /Wet 17°



Circuit Length - 3.703 kilometres
Okayama

2008 FIA World Touring Car Championship

Race 1 - Sector Analysis Report

Lap S1 Time S1 Spd S2 Time S2 Spd S3 Time S3 Spd Lap Time Pit Lap S1 Time S1 Spd S2 Time S2 Spd S3 Time S3 Spd Lap Time Pit

69 CHOO							SIN BMW 320si							I	
1	59.364	161.5	51.257	127.8	41.035	175.7	2:31.656	9	27.390	161.8	50.588	130.2	39.407	182.5	1:57.385
2	28.635	152.2	52.207	124.1	40.016	182.9	2:00.858	10	27.729	166.3	50.077	130.0	39.403	182.9	1:57.209
3	27.929	163.6	51.015	127.1	39.689	182.1	1:58.633	11	27.517	170.7	51.262	130.0	39.442	181.4	1:58.221
4	27.657	165.7	51.077	130.6	39.436	182.1	1:58.170	12	27.616	168.8	50.029	131.1	39.560	182.5	1:57.205
5	27.389	170.7	50.365	127.1	38.964	183.2	1:56.718	13	27.479	169.8	50.324	131.1	39.013	183.6	1:56.816
6	27.566	163.6	49.990	128.0	39.089	182.1	1:56.645	14	28.188	163.0	51.174	130.4	39.616	183.2	1:58.978
7	27.552	169.1	49.702	129.6	39.119	181.8	1:56.373								
8	27.533	164.8	50.768	127.8	39.362	181.0	1:57.663								

72 TANIGUCHI							JPN Honda Accord Euro R							I	
1	39.110	168.2	50.011	127.2	40.384	185.5	2:09.505	9	29.521	130.4	49.865	130.0	39.948	184.4	1:59.334
2	26.904	173.0	49.382	129.3	39.484	185.9	1:55.770	10	27.360	170.7	49.281	130.0	40.275	180.3	1:56.916
3	26.933	171.7	49.493	128.0	39.527	183.6	1:55.953	11	27.909	171.7	49.776	126.2	39.984	181.8	1:57.669
4	27.254	176.1	49.266	130.4	39.642	183.6	1:56.162	12	27.236	173.4	49.610	128.3	39.962	183.2	1:56.808
5	27.307	169.4	49.167	130.8	39.411	185.1	1:55.885	13	28.471	162.4	49.379	130.2	39.829	186.3	1:57.679
6	27.304	165.4	49.557	129.3	39.482	185.1	1:56.343	14	27.503	173.4	49.239	130.6	39.748	184.0	1:56.490
7	27.114	179.6	49.532	127.8	40.402	185.1	1:57.048								
8	27.359	174.4	49.287	129.6	40.048	182.9	1:56.694								

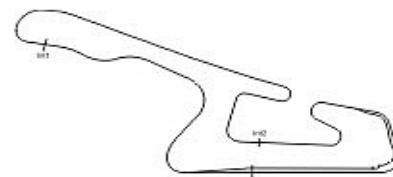
80 ORIDO							JPN Chevrolet Lacetti							I	
1	36.066	169.1	50.466	128.7	40.730	180.0	2:07.262								

81 KANO							JPN BMW 320i							I	
1	47.333	164.8	50.789	122.2	40.008	177.1	2:18.130	9	27.559	157.3	50.159	128.9	39.606	180.7	1:57.324
2	28.369	166.0	50.579	123.4	39.472		1:58.420	10	27.325	166.9	49.750	127.8	39.544	180.0	1:56.619
3	27.642	171.4	50.396	126.0	39.811	180.0	1:57.849	11	27.368	165.1	50.016	129.8	39.439	180.0	1:56.823
4	27.540	163.3	50.081	127.8	39.476	179.2	1:57.097	12	27.227	174.0	49.738	126.5	39.466	181.4	1:56.431
5	27.933	161.8	50.049	128.5	39.861	180.7	1:57.843	13	27.218	169.1	49.562	129.4	39.285	182.1	1:56.065
6	27.670	163.3	50.548	124.6	39.538	180.3	1:57.756	14	27.559	168.2	50.387	126.2	1:08.212	143.7	2:26.158
7	27.636	162.1	50.036	126.4	39.497	180.0	1:57.169								
8	27.615	166.0	50.061	128.3	39.366	180.7	1:57.042								

88 MARSH							HKG BMW 320si							I	
1	40.221	158.7	58.641	130.6	39.715	182.9	2:18.577	9	27.151	161.5	49.242	133.7	38.754	184.4	1:55.147
2	28.181	161.5	1:10.858	131.9	38.887	183.2	2:17.926	10	26.727	176.8	53.740	131.0	38.901	185.5	1:59.368
3	27.076	173.0	49.770	133.5	38.758	184.8	1:55.604	11	26.899	172.4	49.315	133.9	38.590	185.1	1:54.804
4	27.190	167.9	49.803	134.3	38.679	184.0	1:55.672	12	26.938	175.0	49.173	132.5	38.545	185.5	1:54.656
5	27.187	175.0	49.811	133.5	38.843	183.2	1:55.841	13	26.724	176.1	49.150	133.3	38.577	185.9	1:54.451
6	26.719	175.0	49.343	133.3	38.676	183.6	1:54.738	14	26.695	175.4	49.699	134.1	39.354	184.8	1:55.748
7	26.648	172.4	49.508	131.0	38.956	183.6	1:55.112								
8	26.609	173.7	49.281	133.5	38.900	182.9	1:54.790								



Weather/Track: Cloudy 14° /Wet 17°



Circuit Length - 3.703 kilometres
Okayama

2008 FIA World Touring Car Championship

RACE 2 RESULT

POS	NO	CL	DRIVER	NAT	CAR	TIME	LAPS	GAP	KPH	BEST
1	20		Tom CORONEL	NED	SEAT Leon	26:15.135	14		118.48	1:50.591
2	3		Augusto FARFUS	BRA	BMW 320si	26:15.232	14	0.097	118.47	1:50.364
3	31	I	Sergio HERNANDEZ	ESP	BMW 320si	26:21.561	14	6.426	118.00	1:50.505
4	15		James THOMPSON	GBR	Honda Accord Euro R	26:22.342	14	7.207	117.94	1:48.767
5	7		Robert HUFF	GBR	Chevrolet Lacetti	26:23.498	14	8.363	117.86	1:48.786
6	12		Yvan MULLER	FRA	SEAT Leon TDI	26:30.711	14	15.576	117.32	1:51.670
7	18		Tiago MONTEIRO	POR	SEAT Leon TDI	26:33.127	14	17.992	117.14	1:51.171
8	5		Felix PORTEIRO	ESP	BMW 320si	26:33.827	14	18.692	117.09	1:50.866
9	10		Rickard RYDELL	SWE	SEAT Leon TDI	26:35.303	14	20.168	116.98	1:51.754
10	9		Jordi GENE	ESP	SEAT Leon TDI	26:35.400	14	20.265	116.98	1:50.380
11	42	I	Franz ENGSTLER	GER	BMW 320si	26:38.433	14	23.298	116.75	1:52.310
12	6		Nicola LARINI	ITA	Chevrolet Lacetti	26:45.014	14	29.879	116.28	1:52.704
13	8		Alain MENU	SUI	Chevrolet Lacetti	26:46.675	14	31.540	116.16	1:49.257
14	88	I	Matthew MARSH	HKG	BMW 320si	26:50.917	14	35.782	115.85	1:52.150
15	43	I	Andrey ROMANOV	RUS	BMW 320si	26:57.298	14	42.163	115.39	1:52.702
16	75	I	Norbert MICHELISZ	HUN	SEAT Leon	26:57.419	14	42.284	115.38	1:52.760
17	29	I	Jaap VAN LAGEN	NED	Lada 110	27:01.126	14	45.991	115.12	1:53.897
18	80		Manabu ORIDO	JPN	Chevrolet Lacetti	27:06.646	14	51.511	114.73	1:51.338
19	72		Yukinori TANIGUCHI	JPN	Honda Accord Euro R	27:36.974	14	1:21.839	112.63	1:54.443
20	69	I	Melvin CHOO	SIN	BMW 320si	26:18.588	13	1 LAP	109.78	1:55.220
21	81	I	Masaki KANO	JPN	BMW 320i	26:38.621	13	1 LAP	108.40	1:58.975
22	1		Andy PRIAULX	GBR	BMW 320si	18:55.009	10	4 LAPS	117.45	1:51.391
23	26	I	Stefano D'ASTE	ITA	BMW 320si	18:56.471	10	4 LAPS	117.30	1:51.395

NOT CLASSIFIED

11			Gabriele TARQUINI	ITA	SEAT Leon TDI	17:46.196	9	D.N.F.	112.52	1:53.417
2			Jorg MULLER	GER	BMW 320si	13:23.860	7	D.N.F.	116.08	1:50.908
27	I		Kirill LADYGIN	RUS	Lada 110	7:59.035	4	D.N.F.	111.31	1:56.229
4			Alessandro ZANARDI	ITA	BMW 320si	2:08.548	1	D.N.F.	103.70	2:08.548
17	I		Takayuki AOKI	JPN	BMW 320si		0	D.N.F.	N/A	

FASTEST LAP

15			James THOMPSON		Honda Accord Euro R	1:48.767	14	122.56kph	76.15mph
31	I		Sergio HERNANDEZ		BMW 320si	1:50.505	14	120.63kph	74.95mph

Subject to the results of technical analysis of front & rear hubs, Cars 3, 11.

Circuit Length = 3.7030 km.

Steward:	Steward:	Steward:
----------	----------	----------

2008 FIA World Touring Car Championship RACE 2 - PROVISIONAL CLASSIFICATION

POS	NO	CL	DRIVER	NAT	CAR	TIME	LAPS	GAP	KPH	BEST
1	20		Tom CORONEL	NED	SEAT Leon	26:15.135	14		118.55	1:50.591
2	3		Augusto FARFUS	BRA	BMW 320si	26:15.232	14	0.097	118.55	1:50.364
3	31	I	Sergio HERNANDEZ	ESP	BMW 320si	26:21.561	14	6.426	118.07	1:50.505
4	15		James THOMPSON	GBR	Honda Accord Euro R	26:22.342	14	7.207	118.01	1:48.767
5	7		Robert HUFF	GBR	Chevrolet Lacetti	26:23.498	14	8.363	117.93	1:48.786
6	12		Yvan MULLER	FRA	SEAT Leon TDI	26:30.711	14	15.576	117.39	1:51.670
7	18		Tiago MONTEIRO	POR	SEAT Leon TDI	26:33.127	14	17.992	117.22	1:51.171
8	5		Felix PORTEIRO	ESP	BMW 320si	26:33.827	14	18.692	117.16	1:50.866
9	10		Rickard RYDELL	SWE	SEAT Leon TDI	26:35.303	14	20.168	117.06	1:51.754
10	9		Jordi GENE	ESP	SEAT Leon TDI	26:35.400	14	20.265	117.05	1:50.380
11	42	I	Franz ENGSTLER	GER	BMW 320si	26:38.433	14	23.298	116.83	1:52.310
12	6		Nicola LARINI	ITA	Chevrolet Lacetti	26:45.014	14	29.879	116.35	1:52.704
13	8		Alain MENU	SUI	Chevrolet Lacetti	26:46.675	14	31.540	116.23	1:49.257
14	88	I	Matthew MARSH	HKG	BMW 320si	26:50.917	14	35.782	115.92	1:52.150
15	43	I	Andrey ROMANOV	RUS	BMW 320si	26:57.298	14	42.163	115.46	1:52.702
16	75	I	Norbert MICHELISZ	HUN	SEAT Leon	26:57.419	14	42.284	115.46	1:52.760
17	29	I	Jaap VAN LAGEN	NED	Lada 110	27:01.126	14	45.991	115.19	1:53.897
18	80		Manabu ORIDO	JPN	Chevrolet Lacetti	27:06.646	14	51.511	114.80	1:51.338
19	72		Yukinori TANIGUCHI	JPN	Honda Accord Euro R	27:36.974	14	1:21.839	112.70	1:54.443
20	69	I	Melvin CHOO	SIN	BMW 320si	26:18.588	13	1 LAP	109.85	1:55.220
21	81	I	Masaki KANO	JPN	BMW 320i	26:38.621	13	1 LAP	108.47	1:58.975
22	1		Andy PRIAULX	GBR	BMW 320si	18:55.009	10	4 LAPS	117.55	1:51.391
23	26	I	Stefano D'ASTE	ITA	BMW 320si	18:56.471	10	4 LAPS	117.40	1:51.395

NOT CLASSIFIED

11			Gabriele TARQUINI	ITA	SEAT Leon TDI	17:46.196	9	D.N.F.	112.63	1:53.417
2			Jorg MULLER	GER	BMW 320si	13:23.860	7	D.N.F.	116.22	1:50.908
27	I		Kirill LADYGIN	RUS	Lada 110	7:59.035	4	D.N.F.	111.55	1:56.229
4			Alessandro ZANARDI	ITA	BMW 320si	2:08.548	1	D.N.F.	104.59	2:08.548
17	I		Takayuki AOKI	JPN	BMW 320si		0	D.N.F.	N/A	

FASTEST LAP

15			James THOMPSON		Honda Accord Euro R	1:48.767	14	122.56kph		76.15mph
31	I		Sergio HERNANDEZ		BMW 320si	1:50.505	14	120.63kph		74.95mph

Subject to Technical Scrutineering.
Weather/Track: Cloudy 14°/Wet 17°

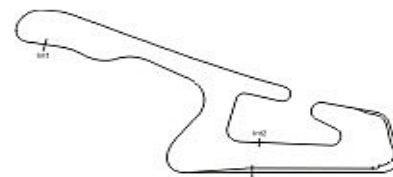
Okayama
Circuit Length = 3.7030 km.
Start: 16:03 End: 16:29

Race Director:	Steward:	Timekeeper:
----------------	----------	-------------

2008 FIA World Touring Car Championship

Race 2 - Sector Analysis Report

Lap	S1 Time	S1 Spd	S2 Time	S2 Spd	S3 Time	S3 Spd	Lap Time	Pit	Lap	S1 Time	S1 Spd	S2 Time	S2 Spd	S3 Time	S3 Spd	Lap Time	Pit
1 PRIAULX GBR BMW 320si																	
1	36.126	166.3	49.364	132.9	38.722	188.6	2:04.212		7	26.281	182.9	47.410	137.6	38.242	185.9	1:51.933	
2	26.642	177.1	48.603	132.7	38.271	186.3	1:53.516		8	26.385	176.4	47.351	135.3	37.711	188.6	1:51.447	
3	26.380	179.6	47.786	135.5	37.767	188.2	1:51.933		9	26.088	179.2	47.855	137.1	38.592	187.5	1:52.535	
4	26.310	178.9	47.779	136.3	37.954	187.5	1:52.043		10	26.699	170.1	48.659	134.1	38.070	186.7	1:53.428	
5	26.039	179.6	47.767	136.3	37.585	189.0	1:51.391										
6	26.321	181.8	47.909	136.1	38.341	189.0	1:52.571										
2 MULLER GER BMW 320si																	
1	36.756	155.4	50.790	129.8	39.008	187.8	2:06.554		5	26.791	176.4	47.271	135.7	37.886	187.5	1:51.948	
2	27.584	174.0	49.203	134.3	38.627	186.7	1:55.414		6	26.162	176.8	47.204	135.5	37.542	187.5	1:50.908	
3	27.257	168.8	48.699	134.7	38.200	187.1	1:54.156		7	26.038	182.1	48.289	135.9	37.804	188.6	1:52.131	
4	26.527	173.0	48.300	133.7	37.922	187.8	1:52.749										
3 FARFUS BRA BMW 320si																	
1	34.030	171.7	49.428	133.5	38.469	187.5	2:01.927		9	26.203	182.9	47.127	137.6	37.787	188.2	1:51.117	
2	27.244	174.7	48.177	135.3	38.401	186.7	1:53.822		10	26.536	180.3	47.535	136.9	37.734	188.6	1:51.805	
3	26.706	175.7	47.528	133.9	38.081	186.7	1:52.315		11	26.638	177.5	47.466	137.6	38.213	188.2	1:52.317	
4	26.147	176.1	47.653	134.5	37.610	187.8	1:51.410		12	26.434	173.7	47.239	137.6	38.457	188.6	1:52.130	
5	26.274	179.6	48.202	135.9	38.044	188.6	1:52.520		13	26.305	177.8	47.008	137.4	37.456	188.6	1:50.769	
6	26.214	176.8	47.583	135.3	37.604	189.0	1:51.401		14	26.052	177.8	46.584	139.5	37.728	190.2	1:50.364	
7	26.336	180.3	47.102	135.5	37.515	189.0	1:50.953										
8	26.586	181.0	47.835	135.7	37.961	187.1	1:52.382										
4 ZANARDI ITA BMW 320si																	
1	37.309		51.477	127.8	39.762	188.6	2:08.548										
5 PORTEIRO ESP BMW 320si																	
1	39.464	152.2	50.282	134.3	39.559	188.2	2:09.305		9	25.891	175.4	47.170	136.9	38.116	185.5	1:51.177	
2	28.529	148.5	49.919	133.7	38.756	187.5	1:57.204		10	26.884	177.8	47.368	136.9	37.367	189.8	1:51.619	
3	26.648	170.1	49.494	135.7	38.357	187.5	1:54.499		11	26.785	170.1	49.362	130.8	38.161	186.3	1:54.308	
4	27.343	170.1	48.358	136.3	38.068	187.1	1:53.769		12	26.598	172.0	47.060	138.0	37.208	189.4	1:50.866	
5	26.734	173.7	47.874	136.9	37.921	187.5	1:52.529		13	25.950	175.7	47.666	136.9	37.790	188.2	1:51.406	
6	26.276	170.4	47.731	136.9	38.303	187.1	1:52.310		14	26.675	177.5	48.601	136.5	37.334	188.6	1:52.610	
7	25.961	175.7	47.548	131.5	37.632	188.2	1:51.141										
8	25.980	182.5	47.575	134.3	37.529	189.4	1:51.084										
6 LARINI ITA Chevrolet Lacetti																	
1	36.957	163.3	48.423	131.0	37.807	188.6	2:03.187		9	26.466	184.0	48.503	129.4	38.917	188.6	1:53.886	
2	26.418	184.4	48.111	133.7	38.175	187.5	1:52.704		10	27.605	181.8	48.167	132.9	38.740	186.3	1:54.512	
3	26.753	177.8	48.145	130.6	38.429	186.3	1:53.327		11	26.651	183.6	48.920	127.1	40.730	152.5	1:56.301	
4	26.356	184.4	47.908	132.5	38.868	187.1	1:53.132		12	27.050	182.1	48.115	133.9	38.580	185.5	1:53.745	
5	27.050	185.9	49.445	132.1	38.432	187.1	1:54.927		13	26.428	185.1	48.196	134.3	38.445	185.9	1:53.069	
6	26.276	185.5	48.100	131.3	38.614	186.7	1:52.990		14	26.654	179.6	48.599	131.7	39.117	164.5	1:54.370	
7	26.572	183.6	48.005	132.3	38.722	178.5	1:53.299										
8	27.641	177.5	49.215	132.5	38.709	185.9	1:55.565										



Weather/Track: Cloudy 14° /Wet 17°

Circuit Length - 3.703 kilometres
Okayama

2008 FIA World Touring Car Championship

Race 2 - Sector Analysis Report

Lap S1 Time S1 Spd S2 Time S2 Spd S3 Time S3 Spd Lap Time Pit Lap S1 Time S1 Spd S2 Time S2 Spd S3 Time S3 Spd Lap Time Pit

7 HUFF				GBR				Chevrolet Lacetti							
1	36.605	152.2	50.080	133.3	39.486	187.1	2:06.171	9	25.812	183.2	47.507	135.5	38.388	189.8	1:51.707
2	26.889	166.6	48.714	135.3	38.723	187.5	1:54.326	10	26.047	177.5	48.211	132.7	38.044	189.4	1:52.302
3	27.526	178.5	48.199	134.7	38.327	187.1	1:54.052	11	26.774	178.2	49.513	128.5	38.564	190.6	1:54.851
4	26.018	187.5	47.225	135.5	37.901	188.2	1:51.144	12	26.211	183.6	47.497	136.9	37.611	190.6	1:51.319
5	30.167	172.0	47.782	136.7	37.823	189.8	1:55.772	13	25.790	178.5	47.235	137.8	37.034	190.6	1:50.059
6	26.085	176.4	47.215	137.4	37.563	191.0	1:50.863	14	25.672	178.2	46.361	139.3	36.753	184.0	1:48.786
7	25.798	178.2	47.558	134.7	37.729	188.6	1:51.085								
8	25.966	179.6	47.352	137.1	37.743	189.0	1:51.061								

8 MENU				SUI				Chevrolet Lacetti							
1	41.361	156.2	50.677	133.1	39.760	186.3	2:11.798	9	26.220	183.6	48.337	135.7	38.007	188.2	1:52.564
2	27.554	146.3	50.662	133.5	39.111	185.5	1:57.327	10	27.043	177.5	48.653	134.3	38.093	188.6	1:53.789
3	26.708	171.1	49.318	135.5	38.970	186.7	1:54.996	11	26.610	179.2	48.972	134.7	38.414	189.8	1:53.996
4	26.631	170.7	48.951	135.7	38.647	186.7	1:54.229	12	26.756	175.7	48.797	135.1	37.962	187.5	1:53.515
5	26.278	177.1	49.028	135.7	38.821	187.5	1:54.127	13	26.977	170.4	48.122	136.7	37.443	190.2	1:52.542
6	26.686	181.8	48.451	136.3	38.101	187.8	1:53.238	14	25.840	185.9	46.493	137.4	36.924	189.0	1:49.257
7	26.345	178.2	48.040	135.5	37.908	187.8	1:52.293								
8	27.422	177.5	47.999	135.1	37.583	188.2	1:53.004								

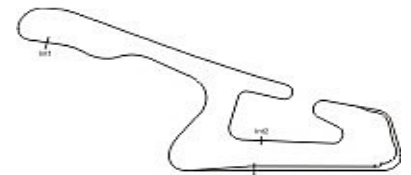
9 GENE				ESP				SEAT Leon TDI							
1	37.500	152.8	51.457	131.3	39.712	188.6	2:08.669	9	26.179	187.1	47.679	137.1	37.930	190.6	1:51.788
2	28.091	169.8	48.866	131.7	39.388	188.6	1:56.345	10	26.269	179.2	47.526	138.2	38.094	189.8	1:51.889
3	27.252	169.8	48.369	132.9	38.851	189.0	1:54.472	11	26.747	181.8	47.783	136.3	38.356	190.2	1:52.886
4	26.445	179.6	47.014	134.3	38.055	190.2	1:51.514	12	26.524	184.8	47.457	137.8	37.998	189.4	1:51.979
5	26.854	183.2	48.081	133.5	37.914	189.8	1:52.849	13	26.616	189.4	49.847	138.4	37.516	192.3	1:53.979
6	25.805	182.9	46.972	137.4	37.603	190.6	1:50.380	14	26.598	178.2	48.125	137.4	37.938	190.6	1:52.661
7	25.855	185.5	48.129	136.7	38.056	190.6	1:52.040								
8	28.822	184.0	47.387	136.7	37.740	189.8	1:53.949								

10 RYDELL				SWE				SEAT Leon TDI							
1	36.010	175.7	47.749	132.5	38.348	191.4	2:02.107	9	26.430	182.9	48.174	133.9	39.162	190.2	1:53.766
2	26.341	186.7	47.156	135.5	38.257	187.8	1:51.754	10	26.426	181.8	48.013	131.9	38.847	189.8	1:53.286
3	26.296	185.5	47.654	131.9	38.374	188.2	1:52.324	11	26.586	184.0	48.664	133.3	39.358	190.6	1:54.608
4	26.447	181.8	47.900	132.3	38.586	185.9	1:52.933	12	26.659	176.8	48.374	136.7	38.611	190.2	1:53.644
5	26.372	182.9	48.114	132.5	38.990	187.5	1:53.476	13	26.381	186.3	47.939	136.9	38.533	188.2	1:52.853
6	26.447	183.6	47.921	132.1	38.668	186.7	1:53.036	14	26.396	186.3	49.460	135.5	38.231	190.2	1:54.087
7	26.599	184.4	48.915	132.7	38.876	189.4	1:54.390								
8	26.435	182.9	47.997	132.1	38.607	189.4	1:53.039								

11 TARQUINI				ITA				SEAT Leon TDI							
1	37.200	157.6	50.743	132.9	39.343	191.4	2:07.286	6	27.922	179.6	48.684	131.3	38.231	190.6	1:54.837
2	29.133	170.7	56.279	131.3	38.803	189.4	2:04.215	7	28.226	171.4	49.249	132.3	39.104	189.4	1:56.579
3	26.788	167.5	48.233	135.7	38.396	191.4	1:53.417	8	27.553	172.4	49.603	131.0	39.435	188.2	1:56.591
4	26.775	174.0	50.331	137.8	37.887	191.0	1:54.993	9	29.568	147.0	52.933	130.6	41.237	185.1	2:03.738
5	26.880	171.4	49.042	134.9	38.618	191.0	1:54.540								



Weather/Track: Cloudy 14° /Wet 17°



Circuit Length - 3.703 kilometres
Okayama

2008 FIA World Touring Car Championship

Race 2 - Sector Analysis Report

Lap S1 Time S1 Spd S2 Time S2 Spd S3 Time S3 Spd Lap Time Pit Lap S1 Time S1 Spd S2 Time S2 Spd S3 Time S3 Spd Lap Time Pit

12 MULLER				FRA				SEAT Leon TDI							
1	34.857	182.5	47.720	135.3	37.532	187.8	2:00.109	9	26.465	189.0	48.563	133.5	38.690	187.8	1:53.718
2	26.213	188.6	47.217	134.9	38.240	187.1	1:51.670	10	26.581	187.1	48.063	132.7	38.449	188.6	1:53.093
3	26.132	185.1	47.853	133.7	38.639	187.8	1:52.624	11	26.636	187.5	49.780	133.5	39.602	187.5	1:56.018
4	26.603	185.1	48.002	134.9	38.534	186.3	1:53.139	12	26.373	184.4	47.506	136.3	38.403	188.2	1:52.282
5	26.541	185.5	48.320	134.9	38.658	186.7	1:53.519	13	26.386	185.1	47.244	136.3	38.296	189.0	1:51.926
6	26.431	187.1	47.903	133.9	38.846	187.5	1:53.180	14	26.448	186.7	47.368	135.1	38.338	176.8	1:52.154
7	26.590	185.1	47.987	134.9	38.784	187.8	1:53.361								
8	26.726	181.8	48.291	134.7	38.901	187.8	1:53.918								

15 THOMPSON				GBR				Honda Accord Euro R							
1	39.135	159.5	50.344	134.1	40.092	190.2	2:09.571	9	26.059	182.1	47.382	137.8	37.195	190.6	1:50.636
2	28.555	136.1	50.234	135.5	38.452	190.2	1:57.241	10	25.971	177.5	47.348	137.4	37.963	191.8	1:51.282
3	26.551	180.7	48.223	136.5	38.237	190.2	1:53.011	11	26.233	175.0	49.167	129.8	37.986	189.8	1:53.386
4	26.268	183.6	47.577	137.4	37.595	190.6	1:51.440	12	26.423	176.8	47.262	137.6	37.361	190.6	1:51.046
5	26.833	175.4	48.222	133.7	37.808	192.3	1:52.863	13	26.086	179.6	46.736	140.6	36.937	191.0	1:49.759
6	26.029	173.7	47.034	137.6	37.246	192.7	1:50.309	14	25.899	176.1	46.174	140.8	36.694	191.4	1:48.767
7	26.120	172.4	47.343	136.9	37.343	190.2	1:50.806								
8	26.166	181.4	48.433	136.7	37.626	190.6	1:52.225								

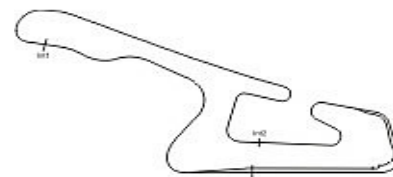
18 MONTEIRO				POR				SEAT Leon TDI							
1	32.828	184.4	47.415	137.4	37.676	189.4	1:57.919	9	26.416	185.1	48.228	135.5	39.141	188.6	1:53.785
2	25.900	185.5	47.386	136.9	37.885	188.6	1:51.171	10	26.545	184.0	48.094	133.7	38.915	187.5	1:53.554
3	26.147	183.6	47.713	136.9	39.909	186.7	1:53.769	11	27.161	181.4	52.933	133.5	39.495	187.8	1:59.589
4	26.475	184.0	48.035	136.1	38.155	188.2	1:52.665	12	26.545	173.7	48.283	134.3	38.701	186.3	1:53.529
5	26.226	187.5	47.751	134.5	38.585	188.6	1:52.562	13	26.349	184.4	47.747	136.5	38.221	189.0	1:52.317
6	26.284	182.1	48.132	135.9	38.427	188.6	1:52.843	14	26.255	184.0	47.917	135.1	38.503	186.7	1:52.675
7	26.404	184.0	48.253	134.1	38.523	188.2	1:53.180								
8	26.471	185.1	48.204	133.3	38.894	189.0	1:53.569								

20 CORONEL				NED				SEAT Leon							
1	33.525	178.5	48.011	135.5	37.936	185.9	1:59.472	9	26.314	181.0	47.889	132.9	38.071	182.9	1:52.274
2	26.054	185.5	47.533	133.5	38.099	185.5	1:51.686	10	29.227	180.0	47.324	134.9	38.368	184.0	1:54.919
3	25.880	182.9	47.113	134.1	38.800	182.1	1:51.793	11	26.405	178.9	47.606	134.1	38.676	185.9	1:52.687
4	26.678	177.1	48.092	133.5	38.157	186.7	1:52.927	12	26.308	177.8	47.362	135.3	38.383	184.4	1:52.053
5	26.137	182.1	47.549	134.9	37.578	184.4	1:51.264	13	26.026	181.0	47.320	136.1	37.479	185.1	1:50.825
6	26.001	180.3	47.719	135.1	37.933	184.8	1:51.653	14	26.121	182.1	46.653	137.1	37.817	186.7	1:50.591
7	26.020	176.8	47.684	136.5	37.791	184.0	1:51.495								
8	26.041	177.5	47.518	135.1	37.937	183.6	1:51.496								

26 D'ASTE				ITA				BMW 320si				I			
1	34.281	184.4	49.560	134.3	38.891	186.3	2:02.732	7	26.208	186.3	47.815	134.3	38.136	185.1	1:52.159
2	26.540	188.6	47.039	133.1	37.816	185.9	1:51.395	8	26.221	185.9	47.575	135.7	38.506	185.1	1:52.302
3	26.250	186.7	53.853	133.5	38.030	185.1	1:58.133	9	26.547	185.1	47.342	131.5	38.211	184.4	1:52.100
4	26.027	186.7	47.407	131.9	38.040	182.5	1:51.474	10	26.413	184.4	47.870	132.3	38.312	185.1	1:52.595
5	26.344	186.3	47.471	134.9	37.646	185.1	1:51.461								
6	26.418	186.3	47.297	134.3	38.405	183.6	1:52.120								



Weather/Track: Cloudy 14° /Wet 17°



Circuit Length - 3.703 kilometres
Okayama

2008 FIA World Touring Car Championship

Race 2 - Sector Analysis Report

Lap S1 Time S1 Spd S2 Time S2 Spd S3 Time S3 Spd Lap Time Pit Lap S1 Time S1 Spd S2 Time S2 Spd S3 Time S3 Spd Lap Time Pit

27 LADYGIN RUS Lada 110																I							
1	38.900	170.1	49.257	129.4	40.344	176.4	2:08.501	4	27.611	175.4	51.365	132.7	38.993	179.6	1:57.969								
2	28.516	170.4	48.867	129.8	38.953	178.9	1:56.336																
3	27.152	181.4	48.467	128.7	40.610	176.8	1:56.229																

29 VAN LAGEN NED Lada 110																I							
1	37.548	149.7	50.058	129.6	39.353	184.4	2:06.959	9	27.563	178.2	49.704	130.6	38.858	180.7	1:56.125								
2	27.432	181.8	48.077	130.0	38.388	181.4	1:53.897	10	27.130	179.2	49.136	129.4	39.102	180.3	1:55.368								
3	27.972	178.9	48.129	130.2	38.446	181.0	1:54.547	11	27.402	182.9	49.196	129.4	39.259	181.8	1:55.857								
4	26.715	181.8	49.728	129.4	38.719	181.0	1:55.162	12	27.230	182.9	48.624	131.1	39.032	181.4	1:54.886								
5	26.888	183.6	49.168	129.1	38.911	179.2	1:54.967	13	27.758	171.7	48.933	131.3	38.776	180.7	1:55.467								
6	27.096	180.3	48.379	130.0	39.222	181.0	1:54.697	14	27.069	179.2	48.741	131.1	38.551	182.1	1:54.361								
7	27.099	181.4	48.658	130.8	38.600	182.1	1:54.357																
8	26.991	181.8	48.642	130.4	38.843	180.3	1:54.476																

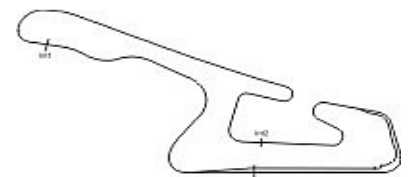
31 HERNANDEZ ESP BMW 320si																I							
1	37.058	151.0	49.451	131.5	37.909	187.5	2:04.418	9	26.191	185.9	47.014	135.9	37.999	185.1	1:51.204								
2	26.632	182.1	48.700	129.6	38.202	188.2	1:53.534	10	26.375	178.9	48.747	131.7	38.546	184.0	1:53.668								
3	26.660	183.6	47.532	134.5	37.861	186.3	1:52.053	11	26.640	184.4	48.375	135.1	37.996	185.9	1:53.011								
4	26.299	182.1	47.704	134.9	38.524	185.9	1:52.527	12	26.396	181.8	47.188	135.3	37.849	185.1	1:51.433								
5	26.256	185.1	47.143	134.7	37.977	185.5	1:51.376	13	26.153	181.8	46.953	135.9	37.707	185.1	1:50.813								
6	26.223	180.0	47.530	135.7	38.503	185.5	1:52.256	14	26.152	182.5	46.685	137.1	37.668	186.7	1:50.505								
7	26.284	179.6	47.607	134.7	37.886	186.3	1:51.777																
8	26.677	178.5	48.236	133.9	38.073	184.8	1:52.986																

42 ENGSTLER GER BMW 320si																I							
1	36.842	147.2	50.458	124.6	38.059	185.1	2:05.359	9	26.581	181.0	49.186	135.1	38.619	184.8	1:54.386								
2	26.312	180.0	48.243	129.8	38.299	187.5	1:52.854	10	26.694	181.8	48.256	131.5	38.692	185.9	1:53.642								
3	26.752	179.6	47.677	131.9	37.970	187.5	1:52.399	11	27.149	180.3	49.125	131.5	38.795	184.4	1:55.069								
4	26.398	181.4	47.711	134.5	38.201	185.1	1:52.310	12	27.596	173.0	47.909	136.1	38.583	184.0	1:54.088								
5	26.646	186.3	48.459	132.9	38.113	183.2	1:53.218	13	26.648	184.4	47.596	135.3	38.315	186.3	1:52.559								
6	26.552	184.8	47.937	132.9	38.411	185.1	1:52.900	14	26.552	180.0	47.632	135.5	38.599	185.5	1:52.783								
7	26.699	184.4	47.975	132.7	38.416	182.1	1:53.090																
8	26.696	183.6	48.414	132.7	38.666	182.9	1:53.776																

43 ROMANOV RUS BMW 320si																I							
1	39.891	139.3	50.160	132.9	39.944	186.3	2:09.995	9	26.925	182.1	47.992	130.0	38.394	185.1	1:53.311								
2	28.663	129.1	50.714	126.9	38.610	187.1	1:57.987	10	26.819	178.9	48.833	128.7	39.026	183.6	1:54.678								
3	26.922	166.0	49.026	132.7	38.395	187.1	1:54.343	11	27.459	163.3	49.208	126.7	39.279	183.6	1:55.946								
4	27.261	163.0	50.682	129.6	38.826	185.1	1:56.769	12	27.198	169.1	48.594	130.8	38.837	184.0	1:54.629								
5	26.679	177.1	48.290	131.7	38.821	185.5	1:53.790	13	26.698	174.0	47.767	128.3	38.327	185.1	1:52.792								
6	27.090	163.0	48.615	131.1	38.171	184.8	1:53.876	14	26.685	182.5	47.770	130.8	38.711	183.6	1:53.166								
7	26.680	180.0	47.892	131.7	38.130	184.4	1:52.702																
8	26.630	177.1	48.254	131.3	38.430	185.1	1:53.314																



Weather/Track: Cloudy 14° /Wet 17°



Circuit Length - 3.703 kilometres
Okayama

2008 FIA World Touring Car Championship

Race 2 - Sector Analysis Report

Lap S1 Time S1 Spd S2 Time S2 Spd S3 Time S3 Spd Lap Time Pit Lap S1 Time S1 Spd S2 Time S2 Spd S3 Time S3 Spd Lap Time Pit

69 CHOO SIN							BMW 320si I								
1	41.898	135.5	51.852	126.2	39.531	182.9	2:13.281	8	27.591	166.6	50.050	127.8	39.446	183.2	1:57.087
2	27.629	146.1	50.487	131.5	38.879	183.6	1:56.995	9	41.982	151.7	51.532	130.4	39.753	180.3	2:13.267
3	27.617	162.4	49.672	131.0	38.704	182.5	1:55.993	10	28.422	150.5	50.718	129.4	39.993	181.8	1:59.133
4	27.029	163.0	50.250	131.1	38.662	182.9	1:55.941	11	27.923	161.8	50.961	128.7	39.685	182.5	1:58.569
5	27.209	163.6	48.826	130.4	39.185	179.6	1:55.220	12	27.887	164.5	50.728	130.0	39.141	183.2	1:57.756
6	27.346	164.8	1:11.338	129.3	38.943	182.1	2:17.627	13	27.530	163.0	49.850	130.6	43.494	173.7	2:00.874
7	27.428	169.1	50.218	129.4	39.199	182.9	1:56.845								

72 TANIGUCHI JPN							Honda Accord Euro R I								
1	41.977	151.2	50.475	125.1	39.703	186.7	2:12.155	9	27.476	169.8	49.380	132.3	39.475	184.0	1:56.331
2	27.642	139.5	50.570	130.0	39.012	187.1	1:57.224	10	27.648	168.5	49.702	129.3	39.431	183.6	1:56.781
3	27.173	169.1	48.909	133.1	39.058	187.1	1:55.140	11	27.619	163.6	49.322	132.1	38.914	185.1	1:55.855
4	26.911	171.1	1:11.542	132.3	38.504	184.8	2:16.957	12	27.393	176.8	48.817	131.5	38.902	184.4	1:55.112
5	26.971	175.4	48.743	130.2	38.974	185.1	1:54.688	13	27.208	175.4	48.612	133.5	38.815	184.4	1:54.635
6	27.204	177.5	49.319	133.1	39.061	184.8	1:55.584	14	27.152	175.4	48.667	133.5	38.624	185.1	1:54.443
7	27.603	171.7	48.993	133.5	39.117	184.4	1:55.713								
8	27.928	165.4	49.114	129.6	39.314	183.2	1:56.356								

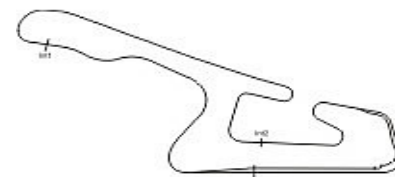
75 MICHELISZ HUN							SEAT Leon I								
1	44.053	172.0	48.552	132.3	38.226	186.7	2:10.831	9	26.686	185.1	48.495	131.7	38.740	184.8	1:53.921
2	27.524	144.4	50.426	129.8	38.477	186.7	1:56.427	10	26.545	184.8	48.141	132.3	38.795	184.8	1:53.481
3	26.693	181.8	49.135	133.1	38.670	186.7	1:54.498	11	26.474	185.5	48.220	132.9	38.978	185.5	1:53.672
4	27.066	175.7	48.736	132.5	38.962	182.9	1:54.764	12	27.031	176.4	48.826	132.9	38.556	185.5	1:54.413
5	27.344	178.2	49.293	131.1	39.025	183.6	1:55.662	13	27.105	184.0	47.687	133.9	38.426	185.5	1:53.218
6	27.625	174.4	49.321	132.7	38.893	184.0	1:55.839	14	26.519	186.3	47.991	134.7	38.250	185.5	1:52.760
7	26.872	184.8	48.369	132.9	38.741	184.8	1:53.982								
8	26.642	183.6	48.552	132.9	38.757	184.4	1:53.951								

80 ORIDO JPN							Chevrolet Lacetti I								
1	52.586	157.0	50.325	133.3	39.669	186.3	2:22.580	9	26.974	167.2	48.814	134.1	39.079	186.7	1:54.867
2	27.408	158.4	50.379	129.6	39.597	186.7	1:57.384	10	26.733	167.9	48.459	132.9	39.089	187.1	1:54.281
3	26.920	172.0	49.157	133.5	38.884	187.1	1:54.961	11	26.539	173.0	48.588	131.7	39.032	187.8	1:54.159
4	26.573	175.0	49.392	132.9	38.574	185.9	1:54.539	12	26.746	172.7	47.939	133.1	38.516	187.8	1:53.201
5	26.482	174.7	48.482	136.1	38.957	187.1	1:53.921	13	26.621	178.5	47.759	134.7	38.128	189.8	1:52.508
6	26.551	179.6	49.077	131.1	38.846	187.1	1:54.474	14	26.194	180.0	47.474	135.7	37.670	189.4	1:51.338
7	26.473	174.4	48.721	134.7	38.511	187.8	1:53.705								
8	26.543	181.4	49.148	133.1	39.037	187.5	1:54.728								

81 KANO JPN							BMW 320i I								
1	43.251	141.2	53.670	122.4	41.493	176.4	2:18.414	8	29.622	155.4	52.149	130.0	39.950	180.3	2:01.721
2	29.583	149.2	54.643	126.2	40.893	180.0	2:05.119	9	28.818	158.1	51.486	124.3	40.054	184.0	2:00.358
3	28.587	160.4	51.738	127.8	40.463	178.5	2:00.788	10	28.943	162.7	52.536	128.7	39.696		2:01.175
4	28.608	151.7	52.602	128.2	39.896	180.7	2:01.106	11	29.157	145.3	51.658	129.8	41.809	181.4	2:02.624
5	28.068	166.9	57.347	128.2	39.794	181.4	2:05.209	12	28.346	161.0	52.138	129.3	41.065	182.1	2:01.549
6	28.577	152.2	51.578	129.3	39.773	181.8	1:59.928	13	28.750	152.5	52.568	131.1	40.337	151.0	2:01.655
7	28.623	156.5	50.907	130.8	39.445	182.5	1:58.975								



Weather/Track: Cloudy 14° /Wet 17°



Circuit Length - 3.703 kilometres
Okayama

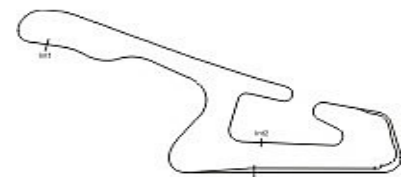
2008 FIA World Touring Car Championship

Race 2 - Sector Analysis Report

Lap	S1 Time	S1 Spd	S2 Time	S2 Spd	S3 Time	S3 Spd	Lap Time Pit	Lap	S1 Time	S1 Spd	S2 Time	S2 Spd	S3 Time	S3 Spd	Lap Time Pit	
88	MARSH							HKG	BMW 320si							I
1	38.211	154.3	50.991	131.5	39.974	185.1	2:09.176	9	26.972	172.0	48.887	135.7	38.103	186.3	1:53.962	
2	28.485	152.2	51.456	131.1	38.629	185.5	1:58.570	10	27.000	174.7	48.413	135.7	38.023	185.9	1:53.436	
3	26.737	176.8	49.113	135.7	38.480	186.7	1:54.330	11	26.935	174.7	48.728	134.7	38.435	185.9	1:54.098	
4	27.130	170.4	49.721	135.3	37.862	185.1	1:54.713	12	26.991	172.0	48.570	135.7	38.099	185.1	1:53.660	
5	27.360	165.7	48.429	135.1	38.235	184.0	1:54.024	13	27.069	171.7	48.863	135.9	38.173	185.9	1:54.105	
6	26.592	169.4	48.366	134.5	37.858	185.9	1:52.816	14	26.456	177.1	47.852	136.5	37.842	186.3	1:52.150	
7	26.470	176.1	48.315	135.1	38.051	186.3	1:52.836									
8	26.313	178.5	48.362	135.5	38.366	183.6	1:53.041									



Weather/Track: Cloudy 14° /Wet 17°



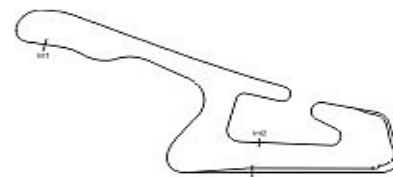
Circuit Length - 3.703 kilometres
Okayama

2008 FIA World Touring Car Championship Race 2 - Best Sector Speeds Report

SECTOR 1				SECTOR 2				SECTOR 3				
POS	NO	NAME	SPEED	LAP	NO	NAME	SPEED	LAP	NO	NAME	SPEED	LAP
1	9	GENE	189.4	13	15	THOMPSON	140.8	14	15	THOMPSON	192.7	6
2	12	MULLER	189.0	9	3	FARFUS	139.5	14	9	GENE	192.3	13
3	26	D'ASTE	188.6	2	7	HUFF	139.3	14	10	RYDELL	191.4	1
4	7	HUFF	187.5	4	9	GENE	138.4	13	11	TARQUINI	191.4	1
5	18	MONTEIRO	187.5	5	5	PORTEIRO	138.0	12	7	HUFF	191.0	6
6	10	RYDELL	186.7	2	11	TARQUINI	137.8	4	3	FARFUS	190.2	14
7	42	ENGSTLER	186.3	5	1	PRIAULX	137.6	7	8	MENU	190.2	13
8	75	MICHELISZ	186.3	14	8	MENU	137.4	14	5	PORTEIRO	189.8	10
9	6	LARINI	185.9	5	18	MONTEIRO	137.4	1	80	ORIDO	189.8	13
10	8	MENU	185.9	14	20	CORONEL	137.1	14	18	MONTEIRO	189.4	1
11	31	HERNANDEZ	185.9	9	31	HERNANDEZ	137.1	14	1	PRIAULX	189.0	5
12	20	CORONEL	185.5	2	10	RYDELL	136.9	13	12	MULLER	189.0	13
13	15	THOMPSON	183.6	4	88	MARSH	136.5	14	2	MULLER	188.6	7
14	29	VAN LAGEN	183.6	5	12	MULLER	136.3	12	4	ZANARDI	188.6	1
15	1	PRIAULX	182.9	7	42	ENGSTLER	136.1	12	6	LARINI	188.6	1
16	3	FARFUS	182.9	9	80	ORIDO	136.1	5	31	HERNANDEZ	188.2	2
17	5	PORTEIRO	182.5	8	2	MULLER	135.9	7	42	ENGSTLER	187.5	2
18	43	ROMANOV	182.5	14	26	D'ASTE	135.7	8	43	ROMANOV	187.1	2
19	2	MULLER	182.1	7	75	MICHELISZ	134.7	14	72	TANIGUCHI	187.1	2
20	27	LADYGIN	181.4	3	6	LARINI	134.3	13	20	CORONEL	186.7	4
21	80	ORIDO	181.4	8	72	TANIGUCHI	133.5	7	75	MICHELISZ	186.7	1
22	11	TARQUINI	179.6	6	43	ROMANOV	132.9	1	88	MARSH	186.7	3
23	88	MARSH	178.5	8	27	LADYGIN	132.7	4	26	D'ASTE	186.3	1
24	72	TANIGUCHI	177.5	6	69	CHOO	131.5	2	29	VAN LAGEN	184.4	1
25	69	CHOO	169.1	7	29	VAN LAGEN	131.3	13	81	KANO	184.0	9
26	81	KANO	166.9	5	81	KANO	131.1	13	69	CHOO	183.6	2
27					4	ZANARDI	127.8	1	27	LADYGIN	179.6	4



Weather/Track: Cloudy 14° /Wet 17°



Circuit Length - 3.703 kilometres
Okayama

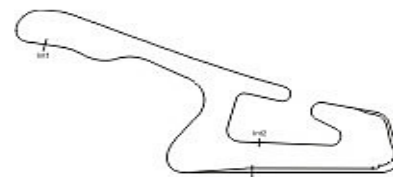
2008 FIA World Touring Car Championship Race 2 - Best Sector Times Report

POS	NO	SECTOR 1		SECTOR 2		SECTOR 3		IDEAL/BEST LAP COMPARISON							
		TIME	LAP	NO	TIME	LAP	NO	TIME	LAP	NO	NAME	IDEAL	BEST	LAP	DIFF
1	7	25.672	14	15	46.174	14	15	36.694	14	15	THOMPSON	1:48.767	1:48.767	14	+ 0.000
2	9	25.805	6	7	46.361	14	7	36.753	14	7	HUFF	1:48.786	1:48.786	14	+ 0.000
3	8	25.840	14	8	46.493	14	8	36.924	14	8	MENU	1:49.257	1:49.257	14	+ 0.000
4	20	25.880	3	3	46.584	14	5	37.208	12	20	CORONEL	1:50.012	1:50.591	14	+ 0.579
5	5	25.891	9	20	46.653	14	3	37.456	13	3	FARFUS	1:50.092	1:50.364	14	+ 0.272
6	15	25.899	14	31	46.685	14	20	37.479	13	5	PORTEIRO	1:50.159	1:50.866	12	+ 0.707
7	18	25.900	2	9	46.972	6	9	37.516	13	9	GENE	1:50.293	1:50.380	6	+ 0.087
8	26	26.027	4	26	47.039	2	12	37.532	1	31	HERNANDEZ	1:50.505	1:50.505	14	+ 0.000
9	2	26.038	7	5	47.060	12	2	37.542	6	26	D'ASTE	1:50.712	1:51.395	2	+ 0.683
10	1	26.039	5	10	47.156	2	1	37.585	5	2	MULLER	1:50.784	1:50.908	6	+ 0.124
11	3	26.052	14	2	47.204	6	26	37.646	5	12	MULLER	1:50.881	1:51.670	2	+ 0.789
12	12	26.132	3	12	47.217	2	31	37.668	14	18	MONTEIRO	1:50.962	1:51.171	2	+ 0.209
13	31	26.152	14	1	47.351	8	80	37.670	14	1	PRIAULX	1:50.975	1:51.391	5	+ 0.416
14	80	26.194	14	18	47.386	2	18	37.676	1	80	ORIDO	1:51.338	1:51.338	14	+ 0.000
15	6	26.276	6	80	47.474	14	6	37.807	1	10	RYDELL	1:51.683	1:51.754	2	+ 0.071
16	10	26.296	3	42	47.596	13	88	37.842	14	42	ENGSTLER	1:51.878	1:52.310	4	+ 0.432
17	42	26.312	2	75	47.687	13	11	37.887	4	6	LARINI	1:51.991	1:52.704	2	+ 0.713
18	88	26.313	8	43	47.767	13	42	37.970	3	88	MARSH	1:52.007	1:52.150	14	+ 0.143
19	75	26.474	11	88	47.852	14	43	38.130	7	75	MICHELISZ	1:52.387	1:52.760	14	+ 0.373
20	43	26.630	8	6	47.908	4	75	38.226	1	43	ROMANOV	1:52.527	1:52.702	7	+ 0.175
21	29	26.715	4	29	48.077	2	10	38.231	14	11	TARQUINI	1:52.895	1:53.417	3	+ 0.522
22	11	26.775	4	11	48.233	3	29	38.388	2	29	VAN LAGEN	1:53.180	1:53.897	2	+ 0.717
23	72	26.911	4	27	48.467	3	72	38.504	4	72	TANIGUCHI	1:54.027	1:54.443	14	+ 0.416
24	69	27.029	4	72	48.612	13	69	38.662	4	69	CHOO	1:54.517	1:55.220	5	+ 0.703
25	27	27.152	3	69	48.826	5	27	38.953	2	27	LADYGIN	1:54.572	1:56.229	3	+ 1.657
26	81	28.068	5	81	50.907	7	81	39.445	7	81	KANO	1:58.420	1:58.975	7	+ 0.555
27	4	37.309	1	4	51.477	1	4	39.762	1	4	ZANARDI	2:08.548	2:08.548	1	+ 0.000

'Perfect Lap' - 1:48.540



Weather/Track: Cloudy 14° /Wet 17°



Circuit Length - 3.703 kilometres
Okayama

2008 FIA World Touring Car Championship

RACE 2 - LAP CHART

Lap 1			Lap 2			Lap 3			Lap 4			Lap 5		
No	Behind	Laptime	No	Behind	Laptime	No	Behind	Laptime	No	Behind	Laptime	No	Behind	Laptime
18		1:57.919	18		1:51.171	18		1:53.769	18		1:52.665	20		1:51.264
20	1.553	1:59.472	20	2.068	1:51.686	20	0.092	1:51.793	20	0.354	1:52.927	18	0.944	1:52.562
12	2.190	2:00.109	12	2.689	1:51.670	12	1.544	1:52.624	12	2.018	1:53.139	12	3.919	1:53.519
3	4.008	2:01.927	10	4.771	1:51.754	10	3.326	1:52.324	10	3.594	1:52.933	3	4.852	1:52.520
10	4.188	2:02.107	26	5.037	1:51.395	3	5.205	1:52.315	3	3.950	1:51.410	10	5.452	1:53.476
26	4.813	2:02.732	3	6.659	1:53.822	6	6.359	1:53.327	1	6.180	1:52.043	1	5.953	1:51.391
6	5.268	2:03.187	6	6.801	1:52.704	1	6.802	1:51.933	6	6.826	1:53.132	31	6.766	1:51.376
1	6.293	2:04.212	1	8.638	1:53.516	31	7.146	1:52.053	31	7.008	1:52.527	26	8.053	1:51.461
31	6.499	2:04.418	31	8.862	1:53.534	42	7.753	1:52.399	42	7.398	1:52.310	42	8.998	1:53.218
42	7.440	2:05.359	42	9.123	1:52.854	26	9.401	1:58.133	26	8.210	1:51.474	6	10.135	1:54.927
7	8.252	2:06.171	7	11.407	1:54.326	7	11.690	1:54.052	7	10.169	1:51.144	2	13.679	1:51.948
2	8.635	2:06.554	29	11.766	1:53.897	29	12.544	1:54.547	2	13.349	1:52.749	7	14.323	1:55.772
29	9.040	2:06.959	2	12.878	1:55.414	2	13.265	1:54.156	29	15.041	1:55.162	9	16.707	1:52.849
11	9.367	2:07.286	27	15.747	1:56.336	9	16.627	1:54.472	9	15.476	1:51.514	15	16.984	1:52.863
27	10.582	2:08.501	9	15.924	1:56.345	15	16.964	1:53.011	15	15.739	1:51.440	29	18.390	1:54.967
4	10.629	2:08.548	5	17.419	1:57.204	5	18.149	1:54.499	5	19.253	1:53.769	5	20.164	1:52.529
9	10.750	2:08.669	15	17.722	1:57.241	27	18.207	1:56.229	75	20.996	1:54.764	88	23.671	1:54.024
88	11.257	2:09.176	75	18.168	1:56.427	75	18.897	1:54.498	88	21.265	1:54.713	75	25.040	1:55.662
5	11.386	2:09.305	88	18.656	1:58.570	88	19.217	1:54.330	8	22.826	1:54.229	8	25.335	1:54.127
15	11.652	2:09.571	43	18.892	1:57.987	43	19.466	1:54.343	27	23.511	1:57.969	43	25.742	1:53.790
43	12.076	2:09.995	8	20.035	1:57.327	8	21.262	1:54.996	43	23.570	1:56.769	11	27.309	1:54.540
75	12.912	2:10.831	72	20.289	1:57.224	72	21.660	1:55.140	11	24.387	1:54.993	69	30.288	1:55.220
8	13.879	2:11.798	69	21.186	1:56.995	11	22.059	1:53.417	69	26.686	1:55.941	80	36.243	1:53.921
72	14.236	2:12.155	11	22.411	2:04.215	69	23.410	1:55.993	80	33.940	1:54.539	72	49.022	1:54.688
69	15.362	2:13.281	80	30.874	1:57.384	80	32.066	1:54.961	72	45.952	2:16.957	81	1:03.494	2:05.209
81	20.495	2:18.414	81	34.443	2:05.119	81	41.462	2:00.788	81	49.903	2:01.106			
80	24.661	2:22.580												

Weather/Track: Cloudy 14°/Wet 17°

2008 FIA World Touring Car Championship RACE 2 - LAP CHART

(contd.)

Lap 6			Lap 7			Lap 8			Lap 9			Lap 10		
No	Behind	Laptime	No	Behind	Laptime	No	Behind	Laptime	No	Behind	Laptime	No	Behind	Laptime
20		1:51.653	20		1:51.495	20		1:51.496	20		1:52.274	20		1:54.919
18	2.134	1:52.843	18	3.819	1:53.180	3	4.944	1:52.382	3	3.787	1:51.117	3	0.673	1:51.805
3	4.600	1:51.401	3	4.058	1:50.953	18	5.892	1:53.569	18	7.403	1:53.785	1	6.030	1:53.428
12	5.446	1:53.180	1	7.309	1:51.933	1	7.260	1:51.447	1	7.521	1:52.535	18	6.038	1:53.554
10	6.835	1:53.036	12	7.312	1:53.361	31	9.141	1:52.986	31	8.071	1:51.204	31	6.820	1:53.668
1	6.871	1:52.571	31	7.651	1:51.777	12	9.734	1:53.918	26	9.816	1:52.100	26	7.492	1:52.595
31	7.369	1:52.256	26	9.184	1:52.159	26	9.990	1:52.302	12	11.178	1:53.718	12	9.352	1:53.093
26	8.520	1:52.120	10	9.730	1:54.390	10	11.273	1:53.039	7	12.121	1:51.707	7	9.504	1:52.302
42	10.245	1:52.900	42	11.840	1:53.090	7	12.688	1:51.061	10	12.765	1:53.766	15	10.405	1:51.282
6	11.472	1:52.990	7	13.123	1:51.085	42	14.120	1:53.776	15	14.042	1:50.636	10	11.132	1:53.286
2	12.934	1:50.908	6	13.276	1:53.299	15	15.680	1:52.225	42	16.232	1:54.386	9	14.916	1:51.889
7	13.533	1:50.863	2	13.570	1:52.131	6	17.345	1:55.565	9	17.946	1:51.788	42	14.955	1:53.642
9	15.434	1:50.380	15	14.951	1:50.806	9	18.432	1:53.949	6	18.957	1:53.886	5	15.658	1:51.619
15	15.640	1:50.309	9	15.979	1:52.040	5	20.055	1:51.084	5	18.958	1:51.177	6	18.550	1:54.512
5	20.821	1:52.310	5	20.467	1:51.141	29	27.276	1:54.476	88	29.408	1:53.962	88	27.925	1:53.436
29	21.434	1:54.697	29	24.296	1:54.357	88	27.720	1:53.041	8	29.516	1:52.564	8	28.386	1:53.789
88	24.834	1:52.816	88	26.175	1:52.836	8	29.226	1:53.004	29	31.127	1:56.125	29	31.576	1:55.368
8	26.920	1:53.238	8	27.718	1:52.293	43	30.990	1:53.314	43	32.027	1:53.311	43	31.786	1:54.678
43	27.965	1:53.876	43	29.172	1:52.702	75	34.168	1:53.951	75	35.815	1:53.921	75	34.377	1:53.481
75	29.226	1:55.839	75	31.713	1:53.982	11	40.672	1:56.591	80	47.099	1:54.867	80	46.461	1:54.281
11	30.493	1:54.837	11	35.577	1:56.579	80	44.506	1:54.728	11	52.136	2:03.738	72	1:07.950	1:56.781
80	39.064	1:54.474	80	41.274	1:53.705	72	1:02.031	1:56.356	72	1:06.088	1:56.331	69	1:32.410	1:59.133
72	52.953	1:55.584	72	57.171	1:55.713	69	1:07.203	1:57.087	69	1:28.196	2:13.267	81	1:43.814	2:01.175
69	56.262	2:17.627	69	1:01.612	1:56.845	81	1:29.474	2:01.721	81	1:37.558	2:00.358			
81	1:11.769	1:59.928	81	1:19.249	1:58.975									

Weather/Track: Cloudy 14°/Wet 17°

2008 FIA World Touring Car Championship RACE 2 - LAP CHART

(contd.)

Lap 11			Lap 12			Lap 13			Lap 14			Lap 15		
No	Behind	Laptime	No	Behind	Laptime	No	Behind	Laptime	No	Behind	Laptime	No	Behind	Laptime
20		1:52.687	20		1:52.053	20		1:50.825	20		1:50.591			
3	0.303	1:52.317	3	0.380	1:52.130	3	0.324	1:50.769	3	0.097	1:50.364			
31	7.144	1:53.011	81	1 LAP	2:02.624	31	6.512	1:50.813	69	1 LAP	2:00.874			
15	11.104	1:53.386	31	6.524	1:51.433	15	9.031	1:49.759	31	6.426	1:50.505			
7	11.668	1:54.851	15	10.097	1:51.046	7	10.168	1:50.059	15	7.207	1:48.767			
12	12.683	1:56.018	7	10.934	1:51.319	81	1 LAP	2:01.549	7	8.363	1:48.786			
18	12.940	1:59.589	12	12.912	1:52.282	12	14.013	1:51.926	12	15.576	1:52.154			
10	13.053	1:54.608	18	14.416	1:53.529	18	15.908	1:52.317	18	17.992	1:52.675			
9	15.115	1:52.886	10	14.644	1:53.644	10	16.672	1:52.853	5	18.692	1:52.610			
5	17.279	1:54.308	9	15.041	1:51.979	5	16.673	1:51.406	10	20.168	1:54.087			
42	17.337	1:55.069	5	16.092	1:50.866	9	18.195	1:53.979	9	20.265	1:52.661			
6	22.164	1:56.301	42	19.372	1:54.088	42	21.106	1:52.559	42	23.298	1:52.783			
88	29.336	1:54.098	6	23.856	1:53.745	6	26.100	1:53.069	81	1 LAP	2:01.655			
8	29.695	1:53.996	88	30.943	1:53.660	8	32.874	1:52.542	6	29.879	1:54.370			
29	34.746	1:55.857	8	31.157	1:53.515	88	34.223	1:54.105	8	31.540	1:49.257			
43	35.045	1:55.946	29	37.579	1:54.886	43	39.588	1:52.792	88	35.782	1:52.150			
75	35.362	1:53.672	43	37.621	1:54.629	75	40.115	1:53.218	43	42.163	1:53.166			
80	47.933	1:54.159	75	37.722	1:54.413	29	42.221	1:55.467	75	42.284	1:52.760			
72	1:11.118	1:55.855	80	49.081	1:53.201	80	50.764	1:52.508	29	45.991	1:54.361			
69	1:38.292	1:58.569	72	1:14.177	1:55.112	72	1:17.987	1:54.635	80	51.511	1:51.338			
			69	1:43.995	1:57.756				72	1:21.839	1:54.443			

Weather/Track: Cloudy 14°/Wet 17°

2008 FIA World Touring Car Championship

RACE 1 RESULT

POS	NO	CL	DRIVER	NAT	CAR	TIME	LAPS	GAP	KPH	BEST
1	10		Rickard RYDELL	SWE	SEAT Leon TDI	26:24.554	14		117.78	1:52.293
2	2		Jorg MULLER	GER	BMW 320si	26:30.161	14	5.607	117.36	1:51.939
3	1		Andy PRIAULX	GBR	BMW 320si	26:31.495	14	6.941	117.26	1:52.075
4	7		Robert HUFF	GBR	Chevrolet Lacetti	26:35.250	14	10.696	116.99	1:52.394
5	18		Tiago MONTEIRO	POR	SEAT Leon TDI	26:37.605	14	13.051	116.81	1:52.638
6	3		Augusto FARFUS	BRA	BMW 320si	26:37.757	14	13.203	116.80	1:51.957
7	12		Yvan MULLER	FRA	SEAT Leon TDI	26:38.855	14	14.301	116.72	1:52.432
8	20		Tom CORONEL	NED	SEAT Leon	26:39.314	14	14.760	116.69	1:52.521
9	26	I	Stefano D'ASTE	ITA	BMW 320si	26:39.733	14	15.179	116.66	1:53.191
10	11		Gabriele TARQUINI	ITA	SEAT Leon TDI	26:39.779	14	15.225	116.66	1:52.571
11	9		Jordi GENE	ESP	SEAT Leon TDI	26:40.577	14	16.023	116.60	1:52.352
12	31	I	Sergio HERNANDEZ	ESP	BMW 320si	26:40.964	14	16.410	116.57	1:52.706
13	4		Alessandro ZANARDI	ITA	BMW 320si	26:43.420	14	18.866	116.39	1:52.226
14	42	I	Franz ENGSTLER	GER	BMW 320si	26:47.769	14	23.215	116.08	1:53.287
15	17	I	Takayuki AOKI	JPN	BMW 320si	26:47.951	14	23.397	116.06	1:53.043
16	6		Nicola LARINI	ITA	Chevrolet Lacetti	26:48.099	14	23.545	116.05	1:52.695
17	15		James THOMPSON	GBR	Honda Accord Euro R	26:49.796	14	25.242	115.93	1:52.148
18	29	I	Jaap VAN LAGEN	NED	Lada 110	27:14.440	14	49.886	114.18	1:55.009
19	27	I	Kirill LADYGIN	RUS	Lada 110	27:26.200	14	1:01.646	113.37	1:54.819
20	72		Yukinori TANIGUCHI	JPN	Honda Accord Euro R	27:28.256	14	1:03.702	113.23	1:55.770
21	88	I	Matthew MARSH	HKG	BMW 320si	27:42.434	14	1:17.880	112.26	1:54.451
22	43	I	Andrey ROMANOV	RUS	BMW 320si	27:48.703	14	1:24.149	111.84	1:54.275
23	69	I	Melvin CHOO	SIN	BMW 320si	28:02.530	14	1:37.976	110.92	1:56.373
24	81	I	Masaki KANO	JPN	BMW 320i	28:10.726	14	1:46.172	110.38	1:56.065

NOT CLASSIFIED

13	I	Ibrahim OKYAY	TUR	BMW 320si	15:43.767	8	D.N.F.	113.00	1:54.843
80		Manabu ORIDO	JPN	Chevrolet Lacetti	2:07.262	1	D.N.F.	104.75	2:07.262
5		Felix PORTEIRO	ESP	BMW 320si	2:25.274	1	D.N.F.	91.76	2:25.274
8		Alain MENU	SUI	Chevrolet Lacetti	19:39.283	1	D.N.F.	11.30	
75	I	Norbert MICHELISZ	HUN	SEAT Leon		0	D.N.F.	N/A	

FASTEST LAP

2		Jorg MULLER		BMW 320si	1:51.939	2	119.09kph	73.99mph
31	I	Sergio HERNANDEZ		BMW 320si	1:52.706	3	118.27kph	73.49mph

Subject to the results of technical analysis of front & rear hubs, Cars 3, 11.
Car 43, +30s penalty applied, ref. Stewards decision 9.

Circuit Length = 3.7030 km.

Steward:	Steward:	Steward:
----------	----------	----------