



# **WTCC**

## **FIA World Touring Car Championship**

*Rounds 17 & 18*  
**Imola, Italy**  
19 - 21 September 2008



Timing and Results by MST Systems Ltd

[www.fiawtcc.com](http://www.fiawtcc.com)

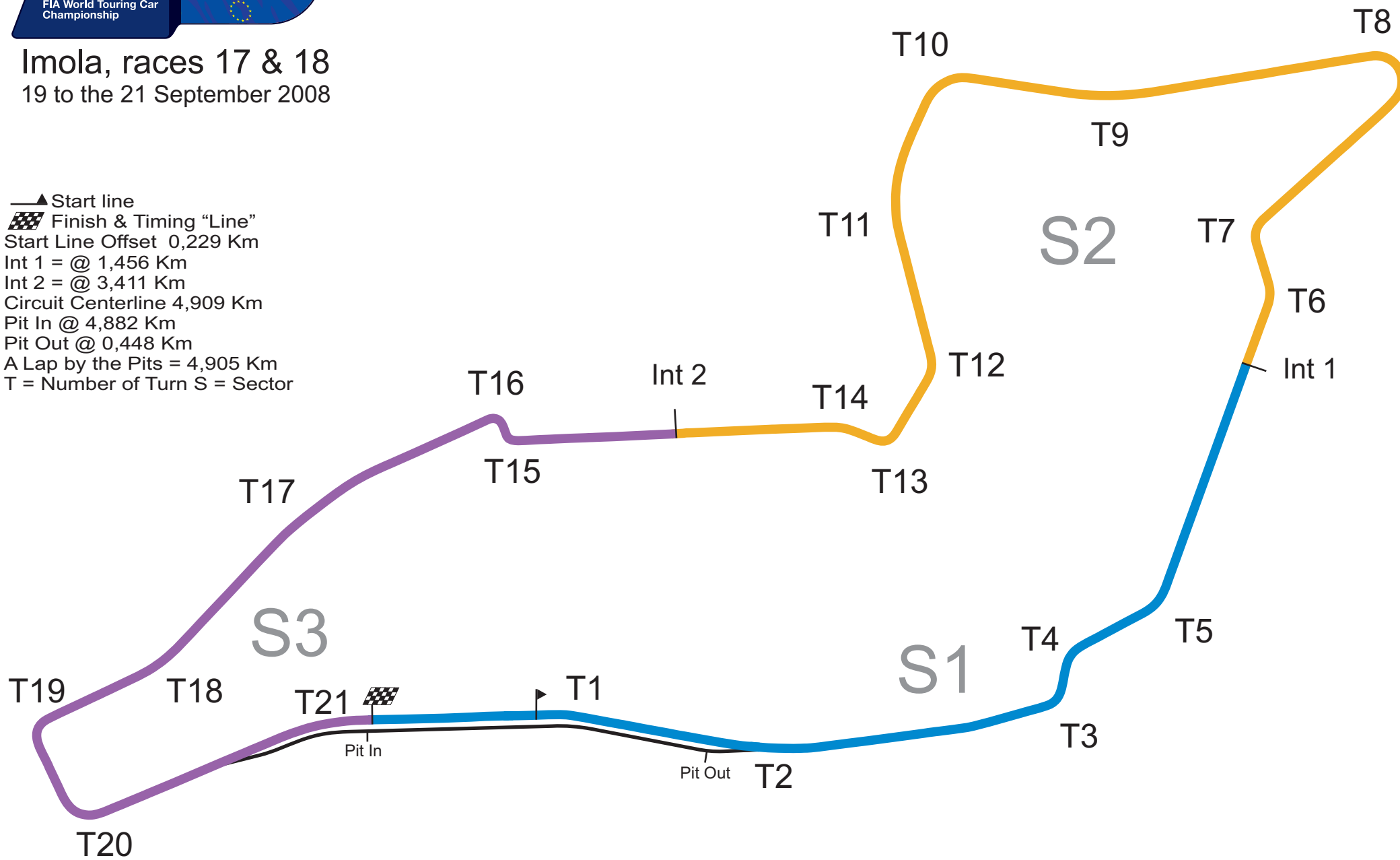
[www.mstworld.com](http://www.mstworld.com)



# Imola, races 17 & 18

19 to the 21 September 2008

- ▲ Start line
- ▣ Finish & Timing "Line"
- Start Line Offset 0,229 Km
- Int 1 = @ 1,456 Km
- Int 2 = @ 3,411 Km
- Circuit Centerline 4,909 Km
- Pit In @ 4,882 Km
- Pit Out @ 0,448 Km
- A Lap by the Pits = 4,905 Km
- T = Number of Turn S = Sector



## 2008 FIA World Touring Car Championship TESTING

POS	NO	CL	DRIVER	NAT	CAR	TIME	LAPS	GAP	KPH
1	11		<b>Gabriele TARQUINI</b>	<b>ITA</b>	SEAT Leon TDI	1:55.564	11		152.92
2	8		<b>Alain MENU</b>	<b>SUI</b>	Chevrolet Lacetti	1:55.637	12	0.073	152.82
3	3		<b>Augusto FARFUS</b>	<b>BRA</b>	BMW 320si	1:55.698	14	0.134	152.74
4	2		<b>Jorg MULLER</b>	<b>GER</b>	BMW 320si	1:55.943	14	0.379	152.42
5	12		<b>Yvan MULLER</b>	<b>FRA</b>	SEAT Leon TDI	1:56.046	13	0.482	152.28
6	4		<b>Alessandro ZANARDI</b>	<b>ITA</b>	BMW 320si	1:56.119	14	0.555	152.19
7	1		<b>Andy PRIAULX</b>	<b>GBR</b>	BMW 320si	1:56.178	15	0.614	152.11
8	10		<b>Rickard RYDELL</b>	<b>SWE</b>	SEAT Leon TDI	1:56.223	12	0.659	152.05
9	15		<b>James THOMPSON</b>	<b>GBR</b>	Honda Accord Euro R	1:56.336	10	0.772	151.90
10	18		<b>Tiago MONTEIRO</b>	<b>POR</b>	SEAT Leon TDI	1:56.346	13	0.782	151.89
11	5		<b>Felix PORTEIRO</b>	<b>ESP</b>	BMW 320si	1:56.539	15	0.975	151.64
12	6		<b>Nicola LARINI</b>	<b>ITA</b>	Chevrolet Lacetti	1:56.662	11	1.098	151.48
13	26	I	<b>Stefano D'ASTE</b>	<b>ITA</b>	BMW 320si	1:56.871	12	1.307	151.21
14	31	I	<b>Sergio HERNANDEZ</b>	<b>ESP</b>	BMW 320si	1:56.934	13	1.370	151.13
15	20		<b>Tom CORONEL</b>	<b>NED</b>	SEAT Leon	1:57.283	12	1.719	150.68
16	42	I	<b>Franz ENGSTLER</b>	<b>GER</b>	BMW 320si	1:57.307	13	1.743	150.65
17	7		<b>Robert HUFF</b>	<b>GBR</b>	Chevrolet Lacetti	1:57.408	11	1.844	150.52
18	23	I	<b>Pierre-Yves CORTHALS</b>	<b>BEL</b>	SEAT Leon	1:57.485	10	1.921	150.42
19	9		<b>Jordi GENE</b>	<b>ESP</b>	SEAT Leon TDI	1:59.195	3	3.631	148.26
20	43	I	<b>Andrey ROMANOV</b>	<b>RUS</b>	BMW 320si	1:59.603	12	4.039	147.75
21	28	I	<b>Viktor SHAPOVALOV</b>	<b>RUS</b>	Lada 110	2:01.294	13	5.730	145.69
22	45	I	<b>George TANEV</b>	<b>BUL</b>	BMW 320si	2:01.520	11	5.956	145.42
23	13	I	<b>Ibrahim OKYAY</b>	<b>TUR</b>	BMW 320si	2:02.803	13	7.239	143.90
24	27	I	<b>Kirill LADYGIN</b>	<b>RUS</b>	Lada 110	6:13.571	3	4:18.007	47.30

Cars 16 and 29 did not participate  
Weather/Track: Cloud 17°/Drying 22°

Imola  
Circuit Length = 4.9090 km.  
Start: 15:00 End: 15:30

Race Director:	Steward:	Timekeeper:
----------------	----------	-------------

# 2008 FIA World Touring Car Championship Testing - Sector Analysis Report

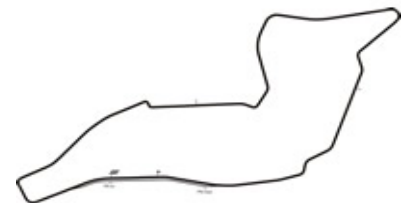
Lap S1 Time S1 Spd S2 Time S2 Spd S3 Time S3 Spd Lap Time Pit Lap S1 Time S1 Spd S2 Time S2 Spd S3 Time S3 Spd Lap Time Pit

1 PRIAULX				GBR				BMW 320si								
1	10:56.764	156.5	53.274	147.5	42.400	189.4	12:32.438	9	29.017	193.5	49.824	162.6	46.982	2:05.823	Pit	
2	30.270	191.1	50.905	166.1	43.670	190.1	2:04.845	10	2:19.240	178.5	55.777	162.4	38.559	190.1	3:53.576	
3	29.740	192.8	49.772	165.3	38.581	190.1	1:58.093	11	29.140	193.5	49.544	164.3	44.924		2:03.608	Pit
4	29.847	148.5	50.766	166.4	38.381	190.9	1:58.994	12	2:02.361	180.9	49.839	165.3	38.157	190.1	3:30.357	
5	29.929	174.7	50.100	165.3	38.671	188.0	1:58.700	13	28.856	193.2	48.981	164.8	38.341	190.9	1:56.178	
6	29.482	190.1	49.803	166.1	39.725	189.4	1:59.010	14	29.047	192.8	58.377	165.8	39.836	190.1	2:07.260	
7	29.320	192.8	49.586	166.4	38.316	190.1	1:57.222	15							2:04.923	Pit
8	29.007	193.2	49.510	166.9	38.557	190.1	1:57.074									

2 MULLER				GER				BMW 320si								
1	10:58.441	162.6	52.379	165.3	42.826	190.1	12:33.646	9	31.610	184.9	52.759	166.4	39.357	188.0	2:03.726	
2	30.155	188.8	50.900	166.1	38.564	189.4	1:59.619	10	29.047	195.2	49.866	166.4	44.385		2:03.298	Pit
3	29.883	192.5	50.242	166.4	38.388	193.1	1:58.513	11	3:58.763	191.4	50.220	165.3	48.275	190.1	5:37.258	
4	29.490	192.1	49.936	166.6	38.495	190.1	1:57.921	12	28.832	194.5	49.145	166.9	37.966	190.9	1:55.943	
5	29.829	191.1	49.914	165.8	38.473	188.0	1:58.216	13	29.261	194.5	49.323	167.4	37.907	190.1	1:56.491	
6	29.086	193.8	49.783	165.8	38.215	190.1	1:57.084	14	28.571	196.0	49.500	165.8	1:15.896		2:33.967	Pit
7	29.108	193.8	49.676	166.9	38.609	189.4	1:57.393									
8	30.621	179.7	52.938	157.8	41.136	181.9	2:04.695									

3 FARFUS				BRA				BMW 320si								
1	11:00.330	175.3	52.434	164.8	43.431	187.3	12:36.195	9	29.219	192.8	49.999	165.6	38.322	187.3	1:57.540	
2	30.701	192.8	50.294	164.8	39.509	186.6	2:00.504	10	29.191	193.8	49.538	164.6	44.086		2:02.815	Pit
3	30.984	135.1	53.892	165.6	39.178	187.3	2:04.054	11	4:14.308	179.7	51.737	163.3	39.357	190.9	5:45.402	
4	29.372	192.8	49.689	164.6	38.698	188.0	1:57.759	12	28.710	194.9	48.906	166.6	38.082	187.3	1:55.698	
5	30.253	192.5	49.755	164.8	38.711	187.3	1:58.719	13	28.628	195.2	48.936	166.4	38.220	191.6	1:55.784	
6	28.879	194.2	49.275	165.6	38.524	186.6	1:56.678	14	28.674	191.4	49.078	166.6	1:14.743		2:32.495	Pit
7	29.566	182.4	49.558	166.1	38.567	190.1	1:57.691									
8	28.737	194.9	50.960	156.0	39.033	188.0	1:58.730									

4 ZANARDI				ITA				BMW 320si								
1	11:02.391	183.6	52.680	163.8	42.936	189.4	12:38.007	9	28.916	191.8	50.379	163.6	47.544		2:06.839	Pit
2	30.540	191.1	50.533	165.1	38.870	190.1	1:59.943	10	2:34.549	189.4	51.874	162.1	39.769	189.4	4:06.192	
3	29.565	194.9	49.716	165.1	38.527	192.3	1:57.808	11	28.966	193.8	49.191	165.3	38.383	188.7	1:56.540	
4	29.277	193.5	49.882	164.6	38.642	189.4	1:57.801	12	28.807	193.8	49.104	165.3	38.208	188.7	1:56.119	
5	29.825	190.4	50.483	164.6	46.316		2:06.624	Pit	13	28.793	194.9	49.393	165.8	38.282	188.7	1:56.468
6	3:03.555	187.8	50.747	164.8	42.148	189.4	4:36.450	14	29.386	179.4			1:42.253		2:11.639	Pit
7	29.034	193.8	49.580	164.3	38.587	189.4	1:57.201									
8	29.053	193.5	49.435	163.6	38.527	188.7	1:57.015									

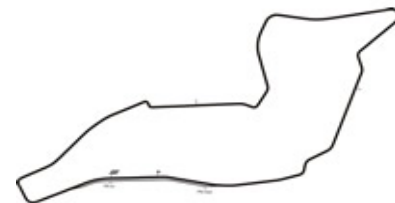


Weather/Track: Cloud 17° /Drying 22°

Circuit Length - 4.909 kilometres  
Enzo e Dino Ferrari  
Imola, Italy

# 2008 FIA World Touring Car Championship Testing - Sector Analysis Report

Lap	S1 Time	S1 Spd	S2 Time	S2 Spd	S3 Time	S3 Spd	Lap Time	Pit	Lap	S1 Time	S1 Spd	S2 Time	S2 Spd	S3 Time	S3 Spd	Lap Time	Pit
<b>5 PORTEIRO ESP BMW 320si</b>																	
1	11:03.096	181.8	52.809	163.6	42.374	189.4	12:38.279		9	29.369	193.5	49.945	163.3	46.209		2:05.523	Pit
2	30.687	190.4	50.924	163.8	39.755	186.6	2:01.366		10	3:15.531	184.6	50.216	163.1	38.992	189.4	4:44.739	
3	29.656	193.2	50.340	162.8	38.830	188.7	1:58.826		11	28.865	193.8	49.523	163.3	38.313	188.7	1:56.701	
4	29.631	190.1	49.791	163.1	38.897	188.7	1:58.319		12	29.169	191.4	49.567	164.3	38.118	187.3	1:56.854	
5	29.726	191.1	49.682	164.6	38.588	188.7	1:57.996		13	32.566	146.1	52.433	158.1	40.429	189.4	2:05.428	
6	29.681	186.8	49.935	164.1	38.429	189.4	1:58.045		14	28.738	193.5	49.586	164.8	38.215	188.0	1:56.539	
7	29.157	193.2	49.902	164.3	38.740	182.6	1:57.799		15	29.396	191.4			1:42.390		2:11.786	Pit
8	29.131	193.5	49.774	165.6	38.468	189.4	1:57.373										
<b>6 LARINI ITA Chevrolet Lacetti</b>																	
1	11:03.802	180.9	55.356	163.6	42.582	184.6	12:41.740		7	29.296	191.4	49.684	166.4	38.327	188.0	1:57.307	
2	29.857	191.4	52.217	165.1	39.565	185.2	2:01.639		8	30.217	193.8	52.558	162.6	47.810		2:10.585	Pit
3	29.233	193.5	50.200	166.4	39.199	183.9	1:58.632		9	6:33.839	192.5	52.564	144.5	39.294	187.3	8:05.697	
4	29.103	192.1	50.008	165.8	38.703	185.9	1:57.814		10	28.812	195.2	49.344	167.1	38.506	188.0	1:56.662	
5	30.158	193.8	50.504	165.8	46.238		2:06.900	Pit	11	31.912	169.8	52.467	156.2	56.696		2:21.075	Pit
6	3:56.614	184.3	51.566	165.6	39.325	187.3	5:27.505										
<b>7 HUFF GBR Chevrolet Lacetti</b>																	
1	11:22.523	167.7	53.842	163.8	40.920	181.9	12:57.285		7	29.194	193.8	49.655	164.1	38.820	184.6	1:57.669	
2	32.074	187.8	51.014	164.3	38.711	182.6	2:01.799		8	28.978	193.2	49.774	163.8	38.656	185.9	1:57.408	
3	29.727	193.5	50.211	164.3	38.678	183.2	1:58.616		9	28.876	194.9	49.737	163.3	45.607		2:04.220	Pit
4	29.271	194.2	50.136	165.1	38.589	184.6	1:57.996		10	4:37.992	189.8	50.869	163.8	38.390	188.0	6:07.251	
5	30.038	194.2	50.926	164.1	46.092		2:07.056	Pit	11	28.732	194.2	49.802	163.6	1:15.122		2:33.656	Pit
6	5:25.727	184.6	51.172	163.8	39.098	185.2	6:55.997										
<b>8 MENU SUI Chevrolet Lacetti</b>																	
1	11:21.538	176.1	53.780	163.3	41.068	183.9	12:56.386		8	28.588	196.0	49.090	166.4	38.133	186.6	1:55.811	
2	31.005	190.1	51.085	165.3	38.678	184.6	2:00.768		9	28.916	196.0	49.979	165.8	48.323		2:07.218	Pit
3	29.130	194.9	50.295	166.1	38.375	186.6	1:57.800		10	2:47.317	183.3	56.814	150.2	39.462	185.9	4:23.593	
4	29.031	196.7	49.823	166.6	38.250	186.6	1:57.104		11	28.548	194.9	49.057	166.4	38.032	189.4	1:55.637	
5	29.664	195.6	49.520	166.4	47.328		2:06.512	Pit	12	28.822	194.9			1:39.705		2:08.527	Pit
6	6:37.125	182.1	52.624	164.1	39.057	185.9	8:08.806										
7	28.751	196.3	49.177	166.4	38.019	186.6	1:55.947										
<b>9 GENE ESP SEAT Leon TDI</b>																	
1	10:54.587	157.8	54.321	165.6	42.121	187.3	12:31.029		3	29.760	192.8	50.783	165.6	38.652	189.4	1:59.195	
2	30.165	179.1	51.950	166.9	39.098	188.0	2:01.213										
<b>10 RYDELL SWE SEAT Leon TDI</b>																	
1	10:52.754	165.3	54.306	161.6	41.362	184.6	12:28.422		8	2:47.666	192.8	50.532	167.7	38.529	188.7	4:16.727	
2	31.250	164.1	1:00.453	114.1	44.738	185.9	2:16.441		9	28.725	197.8	49.324	167.1	38.479	188.0	1:56.528	
3	29.345	193.5	50.284	167.1	38.634	185.9	1:58.263		10	28.648	197.0	49.319	167.9	38.374	188.7	1:56.341	
4	29.169	192.8	50.377	166.4	38.830	186.6	1:58.376		11	28.672	195.6	49.219	167.9	38.332	191.6	1:56.223	
5	29.200	195.2	50.522	162.4	49.211		2:08.933	Pit	12	28.469	197.8	49.573	166.1	1:16.461		2:34.503	Pit
6	5:31.427	192.1	51.093	166.1	38.929	190.9	7:01.449										
7	28.944	197.4	49.685	167.4	45.375		2:04.004	Pit									



Weather/Track: Cloud 17°/Drying 22°

Circuit Length - 4.909 kilometres  
Enzo e Dino Ferrari  
Imola, Italy

# 2008 FIA World Touring Car Championship Testing - Sector Analysis Report

Lap S1 Time S1 Spd S2 Time S2 Spd S3 Time S3 Spd Lap Time Pit Lap S1 Time S1 Spd S2 Time S2 Spd S3 Time S3 Spd Lap Time Pit

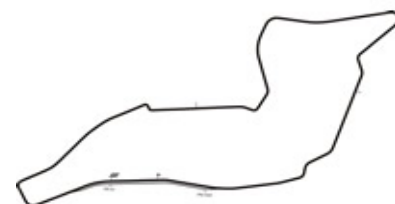
11 TARQUINI						ITA		SEAT Leon TDI							
1	10:52.100	167.9	54.489	162.1	41.146	188.0	12:27.735	7	3:33.445	185.5	51.886	167.7	39.331	191.6	5:04.662
2	31.149	192.1	50.807	165.8	50.348		2:12.304 Pit	8	28.328	199.2	49.104	165.1	38.132	190.9	1:55.564
3	7:12.375	175.0	53.645	165.1	39.838	188.0	8:45.858	9	31.960	159.7	53.722	150.8	40.353	190.1	2:06.035
4	29.134	195.2	50.194	167.4	38.438	189.4	1:57.766	10	28.360	198.8	49.110	165.3	38.357	191.6	1:55.827
5	28.755	194.2	49.618	166.6	38.623	189.4	1:56.996	11	29.180	189.1	58.254	160.4	1:24.093		2:51.527 Pit
6	28.732	196.3	52.217	169.2	47.385		2:08.334 Pit								

12 MULLER						FRA		SEAT Leon TDI							
1	10:50.410	161.6	55.310	161.9	41.085	181.9	12:26.805	8	28.683	187.5	52.420	163.1	47.572		2:08.675 Pit
2	32.674	134.4	52.491	167.7	39.434	186.6	2:04.599	9	4:18.570	196.0	50.212	169.2	47.319		5:56.101 Pit
3	29.492	192.8	50.157	167.9	38.764	187.3	1:58.413	10	2:31.449	191.1	51.360	140.9	39.128	188.7	4:01.937
4	29.931	190.1	50.771	164.1	39.852	190.1	2:00.554	11	28.513	197.0	49.199	169.5	38.334	187.3	1:56.046
5	29.613	165.6	50.257	167.9	38.949	190.1	1:58.819	12	28.349	198.5	49.180	169.2	38.528	187.3	1:56.057
6	28.828	196.3	50.102	167.9	38.474	188.0	1:57.404	13	32.736	169.5	53.161	155.3	56.371		2:22.268 Pit
7	28.865	196.0	49.663	167.9	38.517	189.4	1:57.045								

13 OKYAY						TUR		BMW 320si						I	
1	11:18.400	155.6	1:02.167	156.2	45.019	182.6	13:05.586	8	30.984	183.0	54.267	154.7	40.351	187.3	2:05.602
2	35.268	171.7	58.625	154.0	46.890	184.6	2:20.783	9	30.863	185.2	52.662	162.4	39.665	188.0	2:03.190
3	32.543	171.7	55.582	155.6	41.563	183.9	2:09.688	10	30.434	188.1	52.288	160.7	55.494	186.6	2:18.216
4	31.942	179.1	55.969	155.8	44.983	185.2	2:12.894	11	31.591	187.1	52.355	158.5	39.504	186.6	2:03.450
5	30.910	184.6	54.699	157.6	40.934	185.9	2:06.543	12	30.427	187.5	52.854	151.2	39.522	188.7	2:02.803
6	31.129	183.3	54.685	156.7	48.335		2:14.149 Pit	13	29.881	183.6	52.665	160.0	52.886		2:15.432 Pit
7	2:53.844	184.9	53.835	153.4	40.584	185.9	4:28.263								

15 THOMPSON						GBR		Honda Accord Euro R							
1							13:00.033 Pit	7							4:34.698
2							6:05.841	8							1:56.478
3							2:14.759 Pit	9							1:56.336
4							6:17.714	10							2:32.207 Pit
5							1:59.102								
6							2:05.112 Pit								

18 MONTEIRO						POR		SEAT Leon TDI							
1	10:52.967	142.6	55.126	152.5	41.949	188.7	12:30.042	8	28.716	197.4	49.839	165.8	38.626	190.9	1:57.181
2	30.363	185.5	55.527	157.8	39.292	188.0	2:05.182	9	28.780	196.7	50.175	167.7	45.036		2:03.991 Pit
3	29.505	194.5	50.370	166.1	39.175	188.0	1:59.050	10	2:26.590	194.2	51.193	157.8	38.832	190.9	3:56.615
4	30.122	191.1	52.222	167.7	38.963	189.4	2:01.307	11	28.792	197.0	49.238	168.2	38.462	191.6	1:56.492
5	29.458	189.8	50.337	166.1	46.279		2:06.074 Pit	12	28.467	198.1	49.214	166.6	38.665	190.1	1:56.346
6	5:31.111	193.2	51.213	165.8	39.307	189.4	7:01.631	13	28.837	197.8			1:45.196		2:14.033 Pit
7	29.383	195.6	49.804	166.4	38.829	190.1	1:58.016								



Weather/Track: Cloud 17° /Drying 22°

Circuit Length - 4.909 kilometres  
Enzo e Dino Ferrari  
Imola, Italy

# 2008 FIA World Touring Car Championship

## Testing - Sector Analysis Report

Lap S1 Time S1 Spd S2 Time S2 Spd S3 Time S3 Spd Lap Time Pit Lap S1 Time S1 Spd S2 Time S2 Spd S3 Time S3 Spd Lap Time Pit

### 20 CORONEL

NED

SEAT Leon

1	11:13.624	161.4	55.088	157.2	40.361	183.9	12:49.073	8	28.983	190.1	50.121	161.1	38.562	183.2	1:57.666
2	30.055	190.1	50.794	164.6	38.806	186.6	1:59.655	9	28.960	193.8	49.673	161.6	38.650	182.6	1:57.283
3	29.354	191.4	49.841	162.8	38.736	183.2	1:57.931	10	31.764	142.1	1:04.916	162.1	47.760	183.9	2:24.440
4	30.232	192.5	49.991	163.8	38.579	185.9	1:58.802	11	28.746	193.8	49.708	158.8	38.901	189.4	1:57.355
5	29.175	195.2	49.976	163.6	38.620	187.3	1:57.771	12	29.575	194.5	50.637	163.1	45.439		2:05.651 Pit
6	29.218	189.1	49.888	162.1	44.061		2:03.167 Pit								
7	5:35.864	191.8	49.842	165.1	38.351	185.9	7:04.057								

### 23 CORTHALS

BEL

SEAT Leon

I

1	11:13.021	160.4	56.569	164.6	40.425	189.4	12:50.015	7	28.922	197.0	50.118	166.6	38.831	183.2	1:57.871
2	30.386	194.5	51.844	164.6	39.033	186.6	2:01.263	8	29.344	194.9	49.938	165.6	38.285	190.1	1:57.567
3	29.251	194.9	50.466	166.1	37.922	186.6	1:57.639	9	28.907	196.0	49.953	166.1	38.625	185.9	1:57.485
4	29.096	194.5	50.188	166.1	38.451	188.0	1:57.735	10	29.263	194.5	49.888	164.8	47.559		2:06.710 Pit
5	29.197	193.8	50.505	165.3	48.756		2:08.458 Pit								
6	6:04.778	164.6	52.735	164.3	38.712	189.4	7:36.225								

### 26 D'ASTE

ITA

BMW 320si

I

1	11:13.298	159.5	55.876	162.6	40.270	187.3	12:49.444	8	29.301	194.2	50.027	164.8	38.352	187.3	1:57.680
2	30.557	191.8	50.704	164.6	38.452	190.1	1:59.713	9	29.478	189.4	49.689	165.3	44.759		2:03.926 Pit
3	29.656	194.2	49.730	165.8	38.350	188.7	1:57.736	10	2:50.617	189.1	50.002	163.8	38.799	187.3	4:19.418
4	29.345	193.5	49.615	165.6	38.233	189.4	1:57.193	11	29.076	192.8	49.263	164.8	38.532	185.2	1:56.871
5	30.371	192.1	49.520	166.4	38.603	185.9	1:58.494	12	31.326	167.4	57.535	150.8	52.425		2:21.286 Pit
6	30.149	177.9	50.017	163.8	46.402		2:06.568 Pit								
7	4:20.537	179.7	52.782	163.3	39.281	187.3	5:52.600								

### 27 LADYGIN

RUS

Lada 110

I

1	16:32.627	175.0	56.581	143.8	54.630		18:23.838 Pit	3	43.734		1:28.133	100.6	1:06.810		3:18.677 Pit
2	4:34.815	172.5	57.700	155.8	41.056	175.6	6:13.571								

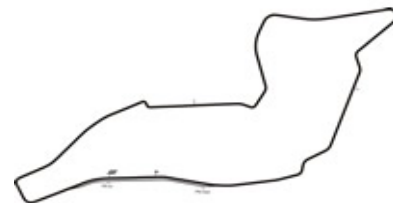
### 28 SHAPOVALOV

RUS

Lada 110

I

1	12:00.573	152.7	58.812	160.2	42.283	181.2	13:41.668	8	29.836	190.8	51.786	163.6	39.732	184.6	2:01.354
2	33.087	169.8	56.746	160.9	41.449	183.2	2:11.282	9	30.494	182.7	52.048	163.3	39.815	185.2	2:02.357
3	31.693	177.6	54.864	161.9	41.222	184.6	2:07.779	10	29.905	190.8	51.817	152.3	51.073		2:12.795 Pit
4	32.691	171.7	53.988	162.6	40.206	183.2	2:06.885	11	4:44.887	173.9	53.297	162.4	39.691	186.6	6:17.875
5	30.506	182.1	53.012	163.3	39.922	183.2	2:03.440	12	30.181	188.1	51.610	163.8	39.503	187.3	2:01.294
6	30.706	186.2	52.480	163.1	39.705	185.2	2:02.891	13	29.797	189.8			1:42.824		2:12.621 Pit
7	30.079	186.5	52.152	164.1	39.604	186.6	2:01.835								



Weather/Track: Cloud 17°/Drying 22°

Circuit Length - 4.909 kilometres  
Enzo e Dino Ferrari  
Imola, Italy

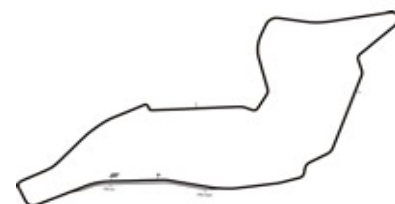
Printed at 15:37, Friday, 19 September, 2008

© MST Systems Ltd, 2005 (www.mstworld.com)

Page 4

# 2008 FIA World Touring Car Championship Testing - Sector Analysis Report

Lap	S1 Time	S1 Spd	S2 Time	S2 Spd	S3 Time	S3 Spd	Lap Time	Pit	Lap	S1 Time	S1 Spd	S2 Time	S2 Spd	S3 Time	S3 Spd	Lap Time	Pit	
<b>31 HERNANDEZ</b>									<b>ESP BMW 320si</b>									<b>I</b>
1	11:04.870	185.8	51.952	163.8	41.749	191.6	12:38.571		8	3:28.269	191.4	49.971	164.8	38.656	187.3	4:56.896		
2	30.533	189.1	51.275	167.1	43.680	187.3	2:05.488		9	29.401	192.5	49.545	164.3	38.552	187.3	1:57.498		
3	29.530	189.4	50.806	163.6	44.751	157.5	2:05.087		10	29.581	192.8	49.779	164.3	45.180		2:04.540	Pit	
4	30.219	191.1	50.225	166.4	38.260	189.4	1:58.704		11	2:52.359	191.4	50.009	165.6	39.632	188.7	4:22.000		
5	29.274	194.9	49.869	166.1	38.539	188.0	1:57.682		12	28.938	195.2	49.908	166.1	38.088	189.4	1:56.934		
6	29.273	192.5	49.631	165.3	38.566	185.9	1:57.470		13	29.472	167.4	50.483	166.4	1:12.009		2:31.964	Pit	
7	30.516	187.1	50.630	164.3	47.256		2:08.402	Pit										
<b>42 ENGSTLER</b>									<b>GER BMW 320si</b>									<b>I</b>
1	13:32.101	166.9	54.647	163.1	39.635	186.6	15:06.383		8	29.251	192.5	49.718	165.1	38.504	191.6	1:57.473		
2	30.094	191.1	52.389	164.6	39.097	189.4	2:01.580		9	29.198	194.2	50.680	163.6	48.169		2:08.047	Pit	
3	30.761	188.1	50.736	165.6	38.883	190.1	2:00.380		10	1:48.395	193.2	51.354	164.8	38.916	188.0	3:18.665		
4	34.211	175.6	51.609	165.3	48.936		2:14.756	Pit	11	29.124	194.5	49.979	165.3	38.447	190.1	1:57.550		
5	3:11.758	185.5	51.719	164.6	39.477	185.9	4:42.954		12	29.035	193.8	49.798	164.6	38.474	191.6	1:57.307		
6	29.405	192.1	50.314	165.8	38.357	187.3	1:58.076		13	29.342	194.2			1:52.599		2:21.941	Pit	
7	29.507	193.8	50.187	164.8	38.621	188.0	1:58.315											
<b>43 ROMANOV</b>									<b>RUS BMW 320si</b>									<b>I</b>
1	11:17.568	169.0	57.264	136.3	43.555	188.0	12:58.387		8	29.690	191.8	51.811	163.6	39.749	187.3	2:01.250		
2	32.052	177.0	53.481	162.8	40.184	189.4	2:05.717		9	30.096	190.8	52.481	163.8	39.678	185.2	2:02.255		
3	30.702	178.2	55.006	162.8	39.182	187.3	2:04.890		10	29.757	191.8	51.282	163.3	39.333	185.2	2:00.372		
4	30.591	185.2	52.912	161.4	39.648	190.9	2:03.151		11	29.778	191.4	50.827	163.1	38.998	183.9	1:59.603		
5	31.794	185.2	51.998	162.8	48.439		2:12.231	Pit	12	29.785	193.5	1:03.448	163.8	50.674		2:23.907	Pit	
6	5:52.793	163.6	55.564	161.9	40.364	183.9	7:28.721											
7	30.690	185.5	52.261	164.1	39.315	185.2	2:02.266											
<b>45 TANEV</b>									<b>BUL BMW 320si</b>									<b>I</b>
1	13:11.342	163.8	56.798	160.0	44.251	182.6	14:52.391		7	30.319	189.8	55.890	163.3	44.522		2:10.731	Pit	
2	31.439	186.2	54.868	160.4	40.145	183.9	2:06.452		8	3:24.931	189.4	52.299	163.6	38.898	188.0	4:56.128		
3	30.043	192.8	52.623	163.1	39.888	182.6	2:02.554		9	30.093	191.1	51.679	164.8	41.228	182.6	2:03.000		
4	32.234	182.4	53.919	163.6	39.567	183.9	2:05.720		10	30.522	192.1	51.060	165.1	41.591	185.2	2:03.173		
5	30.653	188.8	52.050	163.6	39.451	181.2	2:02.154		11	29.849	191.1	51.472	165.3	47.086		2:08.407	Pit	
6	30.376	189.1	51.910	163.1	39.234	186.6	2:01.520											



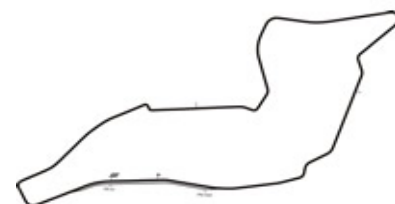
Weather/Track: Cloud 17° /Drying 22°

Circuit Length - 4.909 kilometres  
Enzo e Dino Ferrari  
Imola, Italy



## 2008 FIA World Touring Car Championship Testing - Best Sector Speeds Report

SECTOR 1				SECTOR 2				SECTOR 3				
POS	NO	NAME	SPEED	LAP	NO	NAME	SPEED	LAP	NO	NAME	SPEED	LAP
1	11	TARQUINI	199.2	8	12	MULLER	169.5	11	2	MULLER	193.1	3
2	12	MULLER	198.5	12	11	TARQUINI	169.2	6	4	ZANARDI	192.3	3
3	18	MONTEIRO	198.1	12	18	MONTEIRO	168.2	11	3	FARFUS	191.6	13
4	10	RYDELL	197.8	9	10	RYDELL	167.9	10	10	RYDELL	191.6	11
5	23	CORTHALS	197.0	7	2	MULLER	167.4	13	11	TARQUINI	191.6	7
6	8	MENU	196.7	4	6	LARINI	167.1	10	18	MONTEIRO	191.6	11
7	2	MULLER	196.0	14	31	HERNANDEZ	167.1	2	31	HERNANDEZ	191.6	1
8	3	FARFUS	195.2	13	1	PRIAULX	166.9	8	42	ENGSTLER	191.6	8
9	6	LARINI	195.2	10	9	GENE	166.9	2	1	PRIAULX	190.9	4
10	20	CORONEL	195.2	5	3	FARFUS	166.6	12	43	ROMANOV	190.9	4
11	31	HERNANDEZ	195.2	12	8	MENU	166.6	4	12	MULLER	190.1	4
12	4	ZANARDI	194.9	3	23	CORTHALS	166.6	7	23	CORTHALS	190.1	8
13	7	HUFF	194.9	9	26	D'ASTE	166.4	5	26	D'ASTE	190.1	2
14	42	ENGSTLER	194.5	11	4	ZANARDI	165.8	13	5	PORTEIRO	189.4	1
15	26	D'ASTE	194.2	3	42	ENGSTLER	165.8	6	8	MENU	189.4	11
16	5	PORTEIRO	193.8	11	5	PORTEIRO	165.6	8	9	GENE	189.4	3
17	1	PRIAULX	193.5	9	45	TANEV	165.3	11	20	CORONEL	189.4	11
18	43	ROMANOV	193.5	12	7	HUFF	165.1	4	13	OKYAY	188.7	12
19	9	GENE	192.8	3	20	CORONEL	165.1	7	6	LARINI	188.0	7
20	45	TANEV	192.8	3	28	SHAPOVALOV	164.1	7	7	HUFF	188.0	10
21	28	SHAPOVALOV	190.8	8	43	ROMANOV	164.1	7	45	TANEV	188.0	8
22	13	OKYAY	188.1	10	13	OKYAY	162.4	9	28	SHAPOVALOV	187.3	12
23	27	LADYGIN	175.0	1	27	LADYGIN	155.8	2	27	LADYGIN	175.6	2



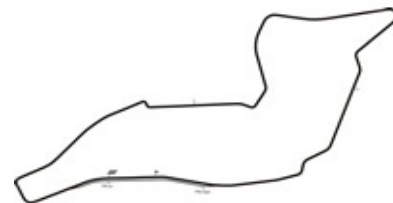
Weather/Track: Cloud 17° /Drying 22°

Circuit Length - 4.909 kilometres  
Enzo e Dino Ferrari  
Imola, Italy

## 2008 FIA World Touring Car Championship Testing - Best Sector Times Report

POS	NO	SECTOR 1			SECTOR 2			SECTOR 3			NAME	IDEAL/BEST LAP COMPARISON			
		TIME	LAP	NO	TIME	LAP	NO	TIME	LAP	NO		IDEAL	BEST	LAP	DIFF
1	11	28.328	8	3	48.906	12	2	37.907	13	11	TARQUINI	1:55.564	1:55.564	8	+ 0.000
2	12	28.349	12	1	48.981	13	23	37.922	3	3	FARFUS	1:55.616	1:55.698	12	+ 0.082
3	18	28.467	12	8	49.057	11	8	38.019	7	2	MULLER	1:55.623	1:55.943	12	+ 0.320
4	10	28.469	12	4	49.104	12	3	38.082	12	8	MENU	1:55.624	1:55.637	11	+ 0.013
5	8	28.548	11	11	49.104	8	31	38.088	12	12	MULLER	1:55.863	1:56.046	11	+ 0.183
6	2	28.571	14	2	49.145	12	5	38.118	12	1	PRIAULX	1:55.994	1:56.178	13	+ 0.184
7	3	28.628	13	12	49.180	12	11	38.132	8	10	RYDELL	1:56.020	1:56.223	11	+ 0.203
8	7	28.732	11	18	49.214	12	1	38.157	12	4	ZANARDI	1:56.105	1:56.119	12	+ 0.014
9	5	28.738	14	10	49.219	11	4	38.208	12	18	MONTEIRO	1:56.143	1:56.346	12	+ 0.203
10	20	28.746	11	26	49.263	11	26	38.233	4	5	PORTEIRO	1:56.379	1:56.539	14	+ 0.160
11	4	28.793	13	6	49.344	10	6	38.327	7	6	LARINI	1:56.483	1:56.662	10	+ 0.179
12	6	28.812	10	5	49.523	11	10	38.332	11	31	HERNANDEZ	1:56.571	1:56.934	12	+ 0.363
13	1	28.856	13	31	49.545	9	12	38.334	11	26	D'ASTE	1:56.572	1:56.871	11	+ 0.299
14	23	28.907	9	7	49.655	7	20	38.351	7	23	CORTHALS	1:56.717	1:57.485	9	+ 0.768
15	31	28.938	12	20	49.673	9	42	38.357	6	20	CORONEL	1:56.770	1:57.283	9	+ 0.513
16	42	29.035	12	42	49.718	8	7	38.390	10	7	HUFF	1:56.777	1:57.408	8	+ 0.631
17	26	29.076	11	23	49.888	10	18	38.462	11	42	ENGSTLER	1:57.110	1:57.307	12	+ 0.197
18	43	29.690	8	9	50.783	3	9	38.652	3	9	GENE	1:59.195	1:59.195	3	+ 0.000
19	9	29.760	3	43	50.827	11	45	38.898	8	43	ROMANOV	1:59.515	1:59.603	11	+ 0.088
20	28	29.797	13	45	51.060	10	43	38.998	11	45	TANEV	1:59.807	2:01.520	6	+ 1.713
21	45	29.849	11	28	51.610	12	28	39.503	12	28	SHAPOVALO	2:00.910	2:01.294	12	+ 0.384
22	13	29.881	13	13	52.288	10	13	39.504	11	13	OKYAY	2:01.673	2:02.803	12	+ 1.130
23	27	43.734	3	27	56.581	1	27	41.056	2	27	LADYGIN	2:21.371	3:18.677	3	+ 57.30

'Perfect Lap' - 1:55.141



Weather/Track: Cloud 17° /Drying 22°

Circuit Length - 4.909 kilometres  
Enzo e Dino Ferrari  
Imola, Italy

## 2008 FIA World Touring Car Championship

### FREE PRACTICE 1

POS	NO	CL	DRIVER	NAT	CAR	TIME	LAPS	GAP	KPH
1	15		James THOMPSON	GBR	Honda Accord Euro R	1:55.650	10		152.80
2	11		Gabriele TARQUINI	ITA	SEAT Leon TDI	1:55.740	10	0.090	152.69
3	20		Tom CORONEL	NED	SEAT Leon	1:55.750	10	0.100	152.67
4	12		Yvan MULLER	FRA	SEAT Leon TDI	1:55.957	9	0.307	152.40
5	10		Rickard RYDELL	SWE	SEAT Leon TDI	1:56.239	10	0.589	152.03
6	31	I	Sergio HERNANDEZ	ESP	BMW 320si	1:56.247	12	0.597	152.02
7	23	I	Pierre-Yves CORTHALS	BEL	SEAT Leon	1:56.390	10	0.740	151.83
8	18		Tiago MONTEIRO	POR	SEAT Leon TDI	1:56.399	9	0.749	151.82
9	7		Robert HUFF	GBR	Chevrolet Lacetti	1:56.450	8	0.800	151.76
10	3		Augusto FARFUS	BRA	BMW 320si	1:56.452	11	0.802	151.75
11	26	I	Stefano D'ASTE	ITA	BMW 320si	1:56.632	11	0.982	151.52
12	2		Jorg MULLER	GER	BMW 320si	1:56.638	12	0.988	151.51
13	1		Andy PRIAULX	GBR	BMW 320si	1:56.655	12	1.005	151.49
14	6		Nicola LARINI	ITA	Chevrolet Lacetti	1:56.919	6	1.269	151.15
15	42	I	Franz ENGSTLER	GER	BMW 320si	1:57.091	12	1.441	150.92
16	4		Alessandro ZANARDI	ITA	BMW 320si	1:57.242	11	1.592	150.73
17	5		Felix PORTEIRO	ESP	BMW 320si	1:57.355	11	1.705	150.58
18	9		Jordi GENE	ESP	SEAT Leon TDI	1:57.559	10	1.909	150.32
19	8		Alain MENU	SUI	Chevrolet Lacetti	1:57.622	5	1.972	150.24
20	43	I	Andrey ROMANOV	RUS	BMW 320si	1:58.510	13	2.860	149.12
21	29	I	Jaap van LAGEN	NED	Lada 110	1:59.206	5	3.556	148.25
22	45	I	George TANEV	BUL	BMW 320si	1:59.208	13	3.558	148.24
23	13	I	Ibrahim OKYAY	TUR	BMW 320si	1:59.534	11	3.884	147.84
24	28	I	Viktor SHAPOVALOV	RUS	Lada 110	1:59.633	9	3.983	147.72
25	27	I	Kirill LADYGIN	RUS	Lada 110	30:33.032	2	28:37.382	9.64

Weather/Track: Bright 17°/Dry 23°

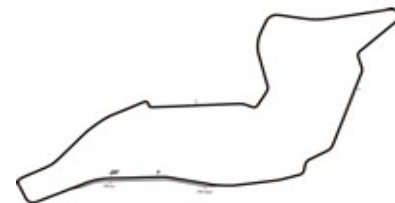
Imola  
Circuit Length = 4.9090 km.  
Start: 09:00 End: 09:28

Race Director:	Steward:	Timekeeper:
----------------	----------	-------------

# 2008 FIA World Touring Car Championship

## Free Practice 1 - Sector Analysis Report

Lap	S1 Time	S1 Spd	S2 Time	S2 Spd	S3 Time	S3 Spd	Lap Time	Pit	Lap	S1 Time	S1 Spd	S2 Time	S2 Spd	S3 Time	S3 Spd	Lap Time	Pit
<b>1 PRIAULX GBR BMW 320si</b>																	
1	12:27.536	180.6	51.395	164.3	39.559	190.1	13:58.490		8	28.567	194.9	51.687	160.7	38.733	189.4	1:58.987	
2	28.920	194.5	49.937	164.8	38.998	190.9	1:57.855		9	28.599	193.5	49.684	165.1	38.372	190.1	1:56.655	
3	28.856	194.2	49.492	166.1	38.349	190.1	1:56.697		10	28.674	194.5	49.839	163.8	45.329		2:03.842	Pit
4	28.895	194.5	49.673	163.3	38.513	191.6	1:57.081		11	2:11.177	193.2	49.886	164.1	39.671	190.9	3:40.734	
5	28.654	194.2	49.631	165.1	38.547	190.9	1:56.832		12	28.579	195.6			2:04.359		2:32.938	Pit
6	28.710	193.8	49.921	164.6	45.005		2:03.636	Pit									
7	2:30.608	192.8	49.549	164.3	38.642	190.1	3:58.799										
<b>2 MULLER GER BMW 320si</b>																	
1	10:55.741	188.1	51.245	166.1	39.998	190.9	12:26.984		8	28.732	196.3	49.976	166.1	40.079	193.1	1:58.787	
2	29.417	191.4	50.124	165.3	38.623	190.9	1:58.164		9	28.704	197.0	49.623	166.1	38.567	190.1	1:56.894	
3	30.318	178.2	50.181	165.1	38.294	193.1	1:58.793		10	28.642	194.9	49.670	166.6	44.171		2:02.483	Pit
4	28.931	194.5	49.284	166.1	38.423	190.1	1:56.638		11	2:15.352	194.9	49.707	166.1	38.191	193.1	3:43.250	
5	28.767	195.6	49.566	166.1	44.157		2:02.490	Pit	12	29.905	191.1			1:56.536		2:26.441	Pit
6	3:13.130	185.2	51.068	166.1	38.547	190.1	4:42.745										
7	29.818	192.5	49.908	166.6	38.283	191.6	1:58.009										
<b>3 FARFUS BRA BMW 320si</b>																	
1	12:20.871	189.8	50.930	164.6	39.170	190.1	13:50.971		7	3:33.208	170.8	50.997	163.8	38.871	188.0	5:03.076	
2	29.319	193.5	49.703	164.8	38.660	186.6	1:57.682		8	28.425	193.8	49.571	164.3	38.456	186.6	1:56.452	
3	28.774	193.5	49.629	164.1	38.626	187.3	1:57.029		9	28.516	192.1	54.103	147.7	45.673		2:08.292	Pit
4	28.764	192.1	49.740	163.3	38.523	187.3	1:57.027		10	1:50.249	178.5	55.400	164.3	39.477	192.3	3:25.126	
5	28.729	191.8	49.749	163.6	38.458	187.3	1:56.936		11	28.370	195.2	49.632	165.1	51.471		2:09.473	Pit
6	28.690	191.8	49.625	164.3	44.456		2:02.771	Pit									
<b>4 ZANARDI ITA BMW 320si</b>																	
1	10:55.155	188.8	51.550	163.8	39.619	188.0	12:26.324		7	28.774	194.2	49.974	164.3	38.521	191.6	1:57.269	
2	29.293	191.4	49.938	164.6	38.576	190.1	1:57.807		8	30.272	194.9	50.966	163.1	45.625		2:06.863	Pit
3	28.946	191.1	49.789	164.8	38.661	191.6	1:57.396		9	3:55.168	190.1	51.056	163.3	38.855	190.9	5:25.079	
4	28.905	193.2	49.957	164.6	38.527	189.4	1:57.389		10	28.862	195.2	49.837	164.3	38.543	192.3	1:57.242	
5	29.006	193.5	51.300	149.3	47.323		2:07.629	Pit	11	28.763	193.8	49.809	164.1	49.661		2:08.233	Pit
6	2:48.308	194.2	51.060	163.6	38.972	188.7	4:18.340										
<b>5 PORTEIRO ESP BMW 320si</b>																	
1	10:59.636	182.7	51.312	163.6	39.027	189.4	12:29.975		7	29.659	193.2	49.841	165.1	38.778	189.4	1:58.278	
2	29.231	190.4	50.365	162.8	38.899	189.4	1:58.495		8	30.182	182.1	51.175	162.8	39.408	188.7	2:00.765	
3	29.015	191.4	49.946	163.1	38.753	190.1	1:57.714		9	28.728	193.8	49.915	163.3	38.712	188.0	1:57.355	
4	28.892	191.4	50.673	161.9	38.798	191.6	1:58.363		10	28.901	191.8	50.013	164.6	46.929		2:05.843	Pit
5	28.839	193.8	49.941	162.4	48.133		2:06.913	Pit	11	3:17.586	185.2	50.322	164.6	55.253		5:03.161	Pit
6	3:03.932	185.2	51.661	114.0	39.524	189.4	4:35.117										
<b>6 LARINI ITA Chevrolet Lacetti</b>																	
1	20:03.446	188.8	51.321	164.6	47.287		21:42.054	Pit	5	28.551	194.2	49.547	164.6	46.044		2:04.142	Pit
2	2:56.470	190.8	51.007	154.7	41.925	187.3	4:29.402		6	4:29.809	194.2	50.345	164.8	51.886		6:12.040	Pit
3	28.722	194.2	50.253	163.1	39.799	188.0	1:58.774										
4	28.564	195.2	49.710	164.1	38.645	187.3	1:56.919										



Weather/Track: Bright 17° / Dry 23°  
Car 15 transponder working intermittently

Circuit Length - 4.909 kilometres  
Enzo e Dino Ferrari  
Imola, Italy

# 2008 FIA World Touring Car Championship

## Free Practice 1 - Sector Analysis Report

Lap S1 Time S1 Spd S2 Time S2 Spd S3 Time S3 Spd Lap Time Pit Lap S1 Time S1 Spd S2 Time S2 Spd S3 Time S3 Spd Lap Time Pit

7 HUFF			GBR			Chevrolet Lacetti									
1	12:14.273	180.0	54.288	134.8	44.574	185.9	13:53.135	6	28.580	194.2	49.640	165.1	38.721	186.6	1:56.941
2	29.380	192.8	49.898	164.8	38.406	183.9	1:57.684	7	28.519	193.8	49.403	165.8	38.557	185.9	1:56.479
3	28.708	194.9	49.248	166.1	38.494	184.6	1:56.450	8	28.614	193.2	49.799	162.8	45.748		2:04.161 Pit
4	28.748	194.9	49.609	164.8	46.200		2:04.557 Pit								
5	6:47.406	192.5	52.263	163.8	39.679	188.0	8:19.348								

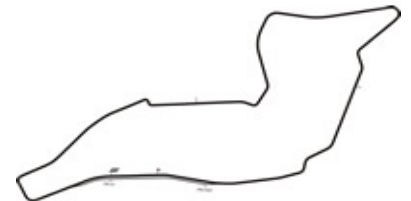
8 MENU			SUI			Chevrolet Lacetti									
1	12:13.543	179.1	54.237	143.0	44.570	185.2	13:52.350	4	5:33.392	177.9	52.841	162.8	39.558	184.6	7:05.791
2	29.177	193.5	50.071	165.3	38.374	185.2	1:57.622	5	28.680	194.9	50.049	127.6	1:04.430		2:23.159 Pit
3	28.781	194.2	49.680	165.1	47.034		2:05.495 Pit								

9 GENE			ESP			SEAT Leon TDI									
1	10:55.748	152.5	55.321	143.0	51.673		12:42.742 Pit	7	7:30.562	191.4	50.922	168.2	38.689	192.3	9:00.173
2	1:59.429	189.1	51.189	167.1	39.260	188.7	3:29.878	8	29.162	195.2	49.846	168.2	38.662	190.1	1:57.670
3	29.643	190.1	50.305	168.4	38.699	189.4	1:58.647	9	28.512	197.0	49.932	168.7	41.316	188.0	1:59.760
4	29.201	195.2	49.960	167.7	38.398	188.7	1:57.559	10	29.584	160.0			2:14.113		2:43.697 Pit
5	29.302	193.5	49.810	166.9	38.678	193.8	1:57.790								
6	29.104	195.2	50.076	167.9	50.624		2:09.804 Pit								

10 RYDELL			SWE			SEAT Leon TDI									
1	10:50.310	165.3	53.469	157.2	40.737	189.4	12:24.516	7	28.384	196.7	49.203	167.7	38.793	193.1	1:56.380
2	31.518	103.2	51.560	168.4	38.377	192.3	2:01.455	8	28.415	196.3	49.402	167.1	44.949		2:02.766 Pit
3	28.739	193.2	49.282	167.4	38.366	187.3	1:56.387	9	5:06.304	196.3	50.112	168.4	38.542	194.5	6:34.958
4	28.583	196.3	49.672	167.9	46.985		2:05.240 Pit	10	28.324	196.7			1:54.746		2:23.070 Pit
5	4:22.085	193.2	50.848	166.6	39.455	188.7	5:52.388								
6	28.425	195.6	49.507	168.2	38.307	192.3	1:56.239								

11 TARQUINI			ITA			SEAT Leon TDI									
1	10:52.961	169.0	55.069	160.9	40.535	193.1	12:28.565	7	28.187	198.1	49.344	168.2	38.209	189.4	1:55.740
2	31.674	118.0	57.702	169.2	40.936	189.4	2:10.312	8	28.114	198.5	49.403	167.1	39.647	192.3	1:57.164
3	28.503	197.8	49.191	168.4	38.178	191.6	1:55.872	9	28.329	196.7	49.501	166.9	38.404	190.9	1:56.234
4	28.459	194.9	50.097	117.9	53.275		2:11.831 Pit	10	28.351	196.0	49.611	165.8	49.270		2:07.232 Pit
5	4:49.981	126.0	53.487	133.9	40.766	192.3	6:24.234								
6	28.968	175.6	54.182	162.6	39.696	193.8	2:02.846								

12 MULLER			FRA			SEAT Leon TDI									
1	10:49.352	169.8	53.273	161.4	48.889		12:31.514 Pit	6	6:44.481	186.2	58.030	97.6	45.943	193.1	8:28.454
2	2:34.931	189.1	51.085	167.7	38.767	190.9	4:04.783	7	28.286	196.3	49.363	167.7	38.308	193.8	1:55.957
3	28.501	195.6	49.181	167.7	38.415	193.8	1:56.097	8	28.204	198.5	49.626	168.4	48.631		2:06.461 Pit
4	28.335	197.4	49.701	167.9	38.261	192.3	1:56.297	9	1:54.268	178.5			1:57.883		3:52.151 Pit
5	30.105	162.8	54.523	160.7	51.859		2:16.487 Pit								



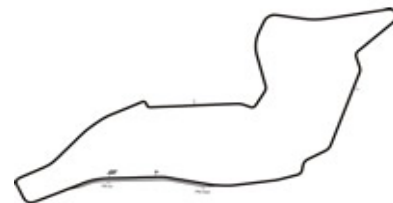
Weather/Track: Bright 17° / Dry 23°  
Car 15 transponder working intermittently

Circuit Length - 4.909 kilometres  
Enzo e Dino Ferrari  
Imola, Italy

# 2008 FIA World Touring Car Championship

## Free Practice 1 - Sector Analysis Report

Lap	S1 Time	S1 Spd	S2 Time	S2 Spd	S3 Time	S3 Spd	Lap Time	Pit	Lap	S1 Time	S1 Spd	S2 Time	S2 Spd	S3 Time	S3 Spd	Lap Time	Pit
<b>13 OKYAY TUR BMW 320si I</b>																	
1	11:15.846	157.6	57.137	160.2	43.766	188.0	12:56.749		7	29.491	185.5	51.334	162.6	39.019	188.7	1:59.844	
2	31.465	169.5	53.969	161.1	40.573	187.3	2:06.007		8	29.304	188.1	51.572	162.8	39.197	188.0	2:00.073	
3	29.420	189.1	52.671	163.8	39.494	185.2	2:01.585		9	29.413	183.0	51.452	164.1	39.056	190.9	1:59.921	
4	29.756	187.8	51.943	162.8	39.097	188.7	2:00.796		10	29.221	190.1	51.319	163.3	38.994	189.4	1:59.534	
5	29.922	187.5	51.416	163.3	46.190		2:07.528	Pit	11	29.240	191.4	51.400	163.6	3:37.170		4:57.810	Pit
6	4:32.779	118.8	54.352	163.3	39.402	189.4	6:06.533										
<b>15 THOMPSON GBR Honda Accord Euro R</b>																	
1	11:12.851	166.6	53.063	169.5	47.420	192.3	12:53.334		7							1:56.221	
2	28.672	199.6	49.881	170.0	38.254	196.1	1:56.807		8							1:55.650	
3	28.633	198.8	49.644	170.0	38.018	193.8	1:56.295		9							1:56.002	
4	28.433	199.6	49.671	169.5	46.166		2:04.270	Pit	10							2:11.080	Pit
5							5:55.390										
6							1:56.332										
<b>18 MONTEIRO POR SEAT Leon TDI</b>																	
1	10:49.059	148.1	58.790	130.2	43.371	191.6	12:31.220		6	4:59.363	133.0	51.700	166.9	39.713	193.1	6:30.776	
2	28.805	195.2	49.786	168.4	41.026	191.6	1:59.617		7	28.582	197.4	49.805	166.6	38.761	192.3	1:57.148	
3	28.647	196.7	49.323	167.1	38.429	191.6	1:56.399		8	28.239	197.4	49.947	163.1	38.821	190.9	1:57.007	
4	28.480	197.0	49.456	165.8	38.889	192.3	1:56.825		9	28.474	196.0	49.971	165.8	47.346		2:05.791	Pit
5	34.366	108.3	53.643	166.4	48.375		2:16.384	Pit									
<b>20 CORONEL NED SEAT Leon</b>																	
1	11:00.303	187.5	52.136	160.7	42.862	183.2	12:35.301		7	28.986	190.8	49.660	161.1	37.104	187.3	1:55.750	
2	29.291	191.4	49.827	165.8	38.869	191.6	1:57.987		8	28.879	193.5	50.135	160.0	48.138		2:07.152	Pit
3	28.960	196.3	49.844	164.3	39.253	183.9	1:58.057		9	4:05.039	173.6	53.100	105.7	50.133	187.3	5:48.272	
4	29.112	193.5	49.690	161.9	38.729	190.9	1:57.531		10	31.935	116.5			2:20.578		2:52.513	Pit
5	28.822	191.4	49.782	163.8	48.861		2:07.465	Pit									
6	4:50.061	189.4	54.244	160.4	45.157	190.1	6:29.462										
<b>23 CORTHALS BEL SEAT Leon I</b>																	
1	11:11.644	182.4	53.227	163.6	39.643	190.1	12:44.514		7	4:31.510	152.5	54.486	165.3	38.689	191.6	6:04.685	
2	29.035	193.2	52.946	166.1	38.651	192.3	2:00.632		8	28.280	194.9	49.827	164.3	38.283	192.3	1:56.390	
3	28.678	194.5	50.038	166.4	38.222	193.1	1:56.938		9	28.482	194.9	49.756	164.8	47.166		2:05.404	Pit
4	28.846	194.2	49.800	165.1	38.286	191.6	1:56.932		10	2:25.057	166.1	53.433	104.8	57.141		4:15.631	Pit
5	28.827	194.5	49.538	165.3	38.308	191.6	1:56.673										
6	28.889	194.2	49.703	165.3	46.977		2:05.569	Pit									
<b>26 D'ASTE ITA BMW 320si I</b>																	
1	11:03.930	190.4	50.109	164.8	40.203	188.0	12:34.242		7	28.879	192.1	49.602	164.8	38.151	190.9	1:56.632	
2	29.106	192.8	49.650	164.6	39.907	189.4	1:58.663		8	28.808	193.5	49.457	166.6	38.521	185.9	1:56.786	
3	29.106	194.9	49.196	167.4	40.585	185.2	1:58.887		9	28.942	192.5	49.597	165.6	38.307	188.7	1:56.846	
4	28.993	194.5	49.887	164.8	38.526	192.3	1:57.406		10	28.778	193.5	50.353	157.2	45.862		2:04.993	Pit
5	28.821	195.6	49.879	165.1	50.720		2:09.420	Pit	11	2:56.995	191.8			1:57.259		4:54.254	Pit
6	4:13.429	191.1	49.950	162.6	38.326	189.4	5:41.705										



Weather/Track: Bright 17° / Dry 23°  
Car 15 transponder working intermittently

Circuit Length - 4.909 kilometres  
Enzo e Dino Ferrari  
Imola, Italy

# 2008 FIA World Touring Car Championship

## Free Practice 1 - Sector Analysis Report

Lap S1 Time S1 Spd S2 Time S2 Spd S3 Time S3 Spd Lap Time Pit Lap S1 Time S1 Spd S2 Time S2 Spd S3 Time S3 Spd Lap Time Pit

### 27 LADYGIN RUS Lada 110 I

1	28:58.142	178.2	54.785	160.7	40.105	182.6	30:33.032						
2	33.154	144.3	1:25.375	79.8	1:14.447		3:12.976	Pit					

### 28 SHAPOVALOV RUS Lada 110 I

1	11:29.431	172.5	54.781	162.4	40.919	184.6	13:05.131	6	29.712	188.8	51.224	163.8	39.377	186.6	2:00.313	
2	31.060	180.9	52.472	161.9	47.040		2:10.572	Pit	7	29.515	189.1	51.092	163.3	39.026	187.3	1:59.633
3	3:16.782	180.9	52.445	162.6	40.562	185.2	4:49.789	8	30.366	183.3	55.464	165.6	47.869		2:13.699	Pit
4	29.863	188.4	51.390	163.3	39.002	185.9	2:00.255	9	3:35.146	186.2	53.899	164.1	39.233	187.3	5:08.278	
5	30.717	190.1	51.650	163.8	39.121	185.9	2:01.488									

### 29 LAGEN NED Lada 110 I

1	11:40.476	169.5	54.259	162.6	40.622	185.9	13:15.357	4	29.290	191.8	50.816	163.8	39.100	187.3	1:59.206	
2	29.787	189.4	54.290	165.6	39.361	185.2	2:03.438	5	29.240	190.4	51.491	157.6	49.456		2:10.187	Pit
3	29.839	189.4	52.150	163.6	39.287	187.3	2:01.276									

### 31 HERNANDEZ ESP BMW 320si I

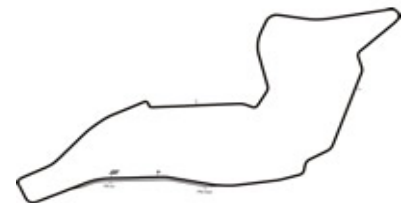
1	11:04.155	190.1	50.694	165.1	39.674	190.1	12:34.523	8	28.815	193.2	49.415	164.6	38.364	190.1	1:56.594	
2	29.228	193.2	49.676	166.6	39.176	189.4	1:58.080	9	28.760	193.8	49.424	165.6	38.394	189.4	1:56.578	
3	28.980	193.8	49.105	166.4	38.162	192.3	1:56.247	10	29.086	193.2	49.518	165.3	45.344		2:03.948	Pit
4	28.929	191.4	49.440	166.1	38.303	190.9	1:56.672	11	2:32.389	193.2	49.534	165.8	40.677	189.4	4:02.600	
5	29.036	194.5	49.322	164.6	48.779		2:07.137	Pit	12						2:30.998	Pit
6	3:35.804	192.1	49.597	164.1	38.682	188.7	5:04.083									
7	28.877	192.5	49.324	164.1	38.457	191.6	1:56.658									

### 42 ENGSTLER GER BMW 320si I

1	11:13.172	166.6	53.550	165.6	39.331	191.6	12:46.053	8	30.979	191.8	50.239	166.1	38.712	187.3	1:59.930	
2	29.061	195.2	50.435	165.1	38.719	190.9	1:58.215	9	28.443	197.4	50.509	165.1	38.594	192.3	1:57.546	
3	29.134	195.2	49.934	165.1	38.492	190.9	1:57.560	10	28.591	196.3	50.174	166.4	38.568	191.6	1:57.333	
4	29.655	195.2	49.869	165.6	38.655	189.4	1:58.179	11	28.783	196.0	49.646	165.1	38.662	188.0	1:57.091	
5	28.985	195.6	49.699	163.1	51.395		2:10.079	Pit	12	28.624	196.3		2:12.506		2:41.130	Pit
6	4:47.391	187.8	50.949	163.8	38.555	193.1	6:16.895									
7	28.630	195.6	49.945	164.6	42.708	168.5	2:01.283									

### 43 ROMANOV RUS BMW 320si I

1	11:13.668	154.9	54.143	164.6	39.350	191.6	12:47.161	8	29.183	193.5	50.482	165.3	39.096	188.0	1:58.761	
2	30.043	192.1	51.289	165.3	39.149	191.6	2:00.481	9	29.428	194.9	50.717	164.8	39.276	188.7	1:59.421	
3	29.284	194.2	51.609	126.1	41.061	187.3	2:01.954	10	28.683	196.3	50.829	164.3	38.998	190.9	1:58.510	
4	29.696	188.4	50.813	163.8	39.335	188.7	1:59.844	11	28.884	194.5	51.139	164.1	39.268	190.1	1:59.291	
5	29.381	192.8	51.054	164.1	39.230	185.2	1:59.665	12	29.618	193.8	50.803	165.1	47.803		2:08.224	Pit
6	29.368	192.1	50.889	163.8	39.602	183.9	1:59.859	13	2:57.173	155.3			2:10.371		5:07.544	Pit
7	29.465	192.1	51.294	164.3	39.029	191.6	1:59.788									



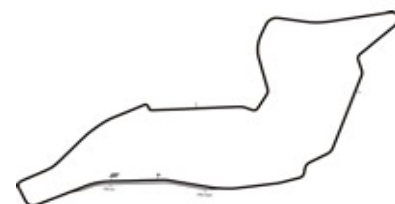
Weather/Track: Bright 17° / Dry 23°  
Car 15 transponder working intermittently

Circuit Length - 4.909 kilometres  
Enzo e Dino Ferrari  
Imola, Italy

# 2008 FIA World Touring Car Championship

## Free Practice 1 - Sector Analysis Report

Lap	S1 Time	S1 Spd	S2 Time	S2 Spd	S3 Time	S3 Spd	Lap Time	Pit	Lap	S1 Time	S1 Spd	S2 Time	S2 Spd	S3 Time	S3 Spd	Lap Time	Pit									
<b>45 TANEV</b>									<b>BUL BMW 320si</b>									<b>I</b>								
1	11:15.471	183.3	53.293	164.6	39.711	190.1	12:48.475		8	30.581	138.2	52.357	162.1	41.620	190.9	2:04.558										
2	30.013	191.1	51.570	164.6	39.487	190.9	2:01.070		9	29.092	192.8	51.372	155.6	40.482	192.3	2:00.946										
3	30.334	191.8	51.330	164.1	39.469	189.4	2:01.133		10	28.878	195.2	52.380	164.3	38.902	192.3	2:00.160										
4	29.911	193.5	50.978	162.4	39.498	190.9	2:00.387		11	29.901	172.8	54.376	157.2	44.071	190.9	2:08.348										
5	29.349	192.5	51.129	164.8	39.075	189.4	1:59.553		12	29.433	194.9	51.133	164.8	38.642	192.3	1:59.208										
6	29.585	193.5	52.154	160.7	46.716		2:08.455	Pit	13	29.125	196.3			2:07.294		2:36.419	Pit									
7	2:27.863	190.4	55.115	162.8	39.477	189.4	4:02.455																			



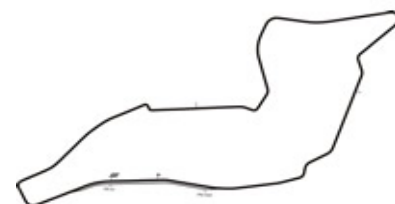
Weather/Track: Bright 17° / Dry 23°  
 Car 15 transponder working intermittently

Circuit Length - 4.909 kilometres  
 Enzo e Dino Ferrari  
 Imola, Italy



## 2008 FIA World Touring Car Championship Free Practice 1 - Best Sector Speeds Report

SECTOR 1				SECTOR 2				SECTOR 3				
POS	NO	NAME	SPEED	LAP	NO	NAME	SPEED	LAP	NO	NAME	SPEED	LAP
1	15	THOMPSON	199.6	2	15	THOMPSON	170.0	2	15	THOMPSON	196.1	2
2	11	TARQUINI	198.5	8	11	TARQUINI	169.2	2	10	RYDELL	194.5	9
3	12	MULLER	198.5	8	9	GENE	168.7	9	9	GENE	193.8	5
4	18	MONTEIRO	197.4	7	10	RYDELL	168.4	2	11	TARQUINI	193.8	6
5	42	ENGSTLER	197.4	9	12	MULLER	168.4	8	12	MULLER	193.8	3
6	2	MULLER	197.0	9	18	MONTEIRO	168.4	2	2	MULLER	193.1	3
7	9	GENE	197.0	9	26	D'ASTE	167.4	3	18	MONTEIRO	193.1	6
8	10	RYDELL	196.7	7	2	MULLER	166.6	7	23	CORTHALS	193.1	3
9	20	CORONEL	196.3	3	31	HERNANDEZ	166.6	2	42	ENGSTLER	193.1	6
10	43	ROMANOV	196.3	10	23	CORTHALS	166.4	3	3	FARFUS	192.3	10
11	45	TANEV	196.3	13	42	ENGSTLER	166.4	10	4	ZANARDI	192.3	10
12	1	PRIAULX	195.6	12	1	PRIAULX	166.1	3	26	D'ASTE	192.3	4
13	26	D'ASTE	195.6	5	7	HUFF	166.1	3	31	HERNANDEZ	192.3	3
14	3	FARFUS	195.2	11	20	CORONEL	165.8	2	45	TANEV	192.3	9
15	4	ZANARDI	195.2	10	28	SHAPOVALOV	165.6	8	1	PRIAULX	191.6	4
16	6	LARINI	195.2	4	29	LAGEN	165.6	2	5	PORTEIRO	191.6	4
17	7	HUFF	194.9	3	8	MENU	165.3	2	20	CORONEL	191.6	2
18	8	MENU	194.9	5	43	ROMANOV	165.3	2	43	ROMANOV	191.6	1
19	23	CORTHALS	194.9	8	3	FARFUS	165.1	11	13	OKYAY	190.9	9
20	31	HERNANDEZ	194.5	5	5	PORTEIRO	165.1	7	6	LARINI	188.0	3
21	5	PORTEIRO	193.8	5	4	ZANARDI	164.8	3	7	HUFF	188.0	5
22	29	LAGEN	191.8	4	6	LARINI	164.8	6	28	SHAPOVALOV	187.3	7
23	13	OKYAY	191.4	11	45	TANEV	164.8	5	29	LAGEN	187.3	3
24	28	SHAPOVALOV	190.1	5	13	OKYAY	164.1	9	8	MENU	185.2	1
25	27	LADYGIN	178.2	1	27	LADYGIN	160.7	1	27	LADYGIN	182.6	1



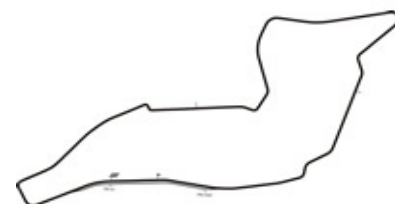
Weather/Track: Bright 17° / Dry 23°  
Car 15 transponder working intermittently

Circuit Length - 4.909 kilometres  
Enzo e Dino Ferrari  
Imola, Italy

## 2008 FIA World Touring Car Championship Free Practice 1 - Best Sector Times Report

POS	NO	SECTOR 1		SECTOR 2		SECTOR 3		IDEAL/BEST LAP COMPARISON							
		TIME	LAP	NO	TIME	LAP	NO	TIME	LAP	NO	NAME	IDEAL	BEST	LAP	DIFF
1	11	28.114	8	31	49.105	3	20	37.104	7	11	TARQUINI	1:55.483	1:55.740	7	+ 0.257
2	12	28.204	8	12	49.181	3	15	38.018	3	20	CORONEL	1:55.586	1:55.750	7	+ 0.164
3	18	28.239	8	11	49.191	3	26	38.151	7	12	MULLER	1:55.646	1:55.957	7	+ 0.311
4	23	28.280	8	26	49.196	3	31	38.162	3	10	RYDELL	1:55.834	1:56.239	6	+ 0.405
5	10	28.324	10	10	49.203	7	11	38.178	3	18	MONTEIRO	1:55.991	1:56.399	3	+ 0.408
6	3	28.370	11	7	49.248	3	2	38.191	11	31	HERNANDEZ	1:56.027	1:56.247	3	+ 0.220
7	15	28.433	4	2	49.284	4	23	38.222	3	23	CORTHALS	1:56.040	1:56.390	8	+ 0.350
8	42	28.443	9	18	49.323	3	12	38.261	4	15	THOMPSON	1:56.095	1:55.650	8	+ 0.445
9	9	28.512	9	1	49.492	3	10	38.307	6	2	MULLER	1:56.117	1:56.638	4	+ 0.521
10	7	28.519	7	23	49.538	5	1	38.349	3	26	D'ASTE	1:56.125	1:56.632	7	+ 0.507
11	6	28.551	5	6	49.547	5	8	38.374	2	7	HUFF	1:56.173	1:56.450	3	+ 0.277
12	1	28.567	8	3	49.571	8	9	38.398	4	3	FARFUS	1:56.397	1:56.452	8	+ 0.055
13	2	28.642	10	15	49.644	3	7	38.406	2	1	PRIAULX	1:56.408	1:56.655	9	+ 0.247
14	8	28.680	5	42	49.646	11	18	38.429	3	42	ENGSTLER	1:56.581	1:57.091	11	+ 0.510
15	43	28.683	10	20	49.660	7	3	38.456	8	9	GENE	1:56.720	1:57.559	4	+ 0.839
16	5	28.728	9	8	49.680	3	42	38.492	3	8	MENU	1:56.734	1:57.622	2	+ 0.888
17	31	28.760	9	4	49.789	3	4	38.521	7	6	LARINI	1:56.743	1:56.919	4	+ 0.176
18	4	28.763	11	9	49.810	5	45	38.642	12	4	ZANARDI	1:57.073	1:57.242	10	+ 0.169
19	26	28.778	10	5	49.841	7	6	38.645	4	5	PORTEIRO	1:57.281	1:57.355	9	+ 0.074
20	20	28.822	5	43	50.482	8	5	38.712	9	43	ROMANOV	1:58.163	1:58.510	10	+ 0.347
21	45	28.878	10	29	50.816	4	13	38.994	10	45	TANEV	1:58.498	1:59.208	12	+ 0.710
22	13	29.221	10	45	50.978	4	43	38.998	10	29	LAGEN	1:59.156	1:59.206	4	+ 0.050
23	29	29.240	5	28	51.092	7	28	39.002	4	13	OKYAY	1:59.534	1:59.534	10	+ 0.000
24	28	29.515	7	13	51.319	10	29	39.100	4	28	SHAPOVALO	1:59.609	1:59.633	7	+ 0.024
25	27	33.154	2	27	54.785	1	27	40.105	1	27	LADYGIN	2:08.044	3:12.976	2	+ 64.93

'Perfect Lap' - 1:54.323



Weather/Track: Bright 17°/Dry 23°  
Car 15 transponder working intermittently

Circuit Length - 4.909 kilometres  
Enzo e Dino Ferrari  
Imola, Italy

## 2008 FIA World Touring Car Championship FREE PRACTICE 2

POS	NO	CL	DRIVER	NAT	CAR	TIME	LAPS	GAP	KPH
1	11		Gabriele TARQUINI	ITA	SEAT Leon TDI	1:54.990	12		153.68
2	10		Rickard RYDELL	SWE	SEAT Leon TDI	1:55.265	11	0.275	153.32
3	15		James THOMPSON	GBR	Honda Accord Euro R	1:55.347	13	0.357	153.21
4	23	I	Pierre-Yves CORTHALS	BEL	SEAT Leon	1:55.383	13	0.393	153.16
5	7		Robert HUFF	GBR	Chevrolet Lacetti	1:55.578	11	0.588	152.90
6	3		Augusto FARFUS	BRA	BMW 320si	1:55.666	14	0.676	152.78
7	2		Jorg MULLER	GER	BMW 320si	1:55.707	13	0.717	152.73
8	8		Alain MENU	SUI	Chevrolet Lacetti	1:55.739	9	0.749	152.69
9	18		Tiago MONTEIRO	POR	SEAT Leon TDI	1:55.867	13	0.877	152.52
10	5		Felix PORTEIRO	ESP	BMW 320si	1:56.120	13	1.130	152.19
11	6		Nicola LARINI	ITA	Chevrolet Lacetti	1:56.131	11	1.141	152.17
12	20		Tom CORONEL	NED	SEAT Leon	1:56.166	14	1.176	152.13
13	9		Jordi GENE	ESP	SEAT Leon TDI	1:56.168	11	1.178	152.12
14	12		Yvan MULLER	FRA	SEAT Leon TDI	1:56.174	12	1.184	152.12
15	1		Andy PRIAULX	GBR	BMW 320si	1:56.198	13	1.208	152.08
16	31	I	Sergio HERNANDEZ	ESP	BMW 320si	1:56.298	12	1.308	151.95
17	4		Alessandro ZANARDI	ITA	BMW 320si	1:56.305	13	1.315	151.94
18	26	I	Stefano D'ASTE	ITA	BMW 320si	1:56.844	12	1.854	151.24
19	42	I	Franz ENGSTLER	GER	BMW 320si	1:57.080	13	2.090	150.94
20	43	I	Andrey ROMANOV	RUS	BMW 320si	1:58.323	14	3.333	149.35
21	29	I	Jaap van LAGEN	NED	Lada 110	1:58.421	4	3.431	149.23
22	28	I	Viktor SHAPOVALOV	RUS	Lada 110	1:58.603	12	3.613	149.00
23	13	I	Ibrahim OKYAY	TUR	BMW 320si	1:58.772	14	3.782	148.79
24	27	I	Kirill LADYGIN	RUS	Lada 110	2:00.100	13	5.110	147.14
25	45	I	George TANEV	BUL	BMW 320si	2:00.230	5	5.240	146.98

Weather/Track: Cloud 18°/Dry 32°

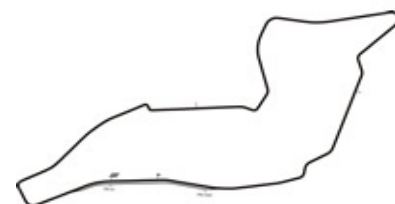
Imola  
Circuit Length = 4.9090 km.  
Start: 11:30 End: 12:00

Race Director:	Steward:	Timekeeper:
----------------	----------	-------------

# 2008 FIA World Touring Car Championship

## Free Practice 2 - Sector Analysis Report

Lap	S1 Time	S1 Spd	S2 Time	S2 Spd	S3 Time	S3 Spd	Lap Time	Pit	Lap	S1 Time	S1 Spd	S2 Time	S2 Spd	S3 Time	S3 Spd	Lap Time	Pit
<b>1 PRIAULX GBR BMW 320si</b>																	
1	12:26.155	184.6	50.167	164.1	38.571	190.9	13:54.893		8	4:41.022	194.5	49.900	159.5	38.822	191.6	6:09.744	
2	28.636	194.2	49.778	164.6	38.936	190.1	1:57.350		9	28.366	196.0	49.633	164.3	38.691	190.9	1:56.690	
3	28.652	195.6	49.721	162.4	38.553	191.6	1:56.926		10	28.353	196.0	49.335	165.8	38.664	190.9	1:56.352	
4	28.558	193.5	49.642	164.3	44.105		2:02.305 Pit		11	28.492	195.6	49.405	165.1	38.663	191.6	1:56.560	
5	2:17.614	194.9	51.277	164.1	38.517	191.6	3:47.408		12	28.447	196.3	49.191	166.6	38.560	190.9	1:56.198	
6	29.127	130.2	53.393	165.1	38.792	191.6	2:01.312		13							2:07.813 Pit	
7	28.438	196.3	49.641	164.6	44.562		2:02.641 Pit										
<b>2 MULLER GER BMW 320si</b>																	
1	10:58.444	192.1	50.356	165.3	41.074	192.3	12:29.874		8	4:37.785	192.8	50.140	165.3	38.295	190.1	6:06.220	
2	28.639	194.9	49.682	165.3	38.642	193.1	1:56.963		9	28.201	196.7	49.324	165.6	38.182	193.1	1:55.707	
3	28.346	196.7	49.488	165.6	38.716	194.5	1:56.550		10	28.216	197.0	49.297	165.6	38.845	190.1	1:56.358	
4	28.213	198.1	49.606	165.3	38.722	193.1	1:56.541		11	28.201	195.2	49.331	165.8	38.196	191.6	1:55.728	
5	28.386	196.0	49.517	164.1	38.245	191.6	1:56.148		12	28.422	194.9	50.443	165.3	44.174		2:03.039 Pit	
6	28.623	192.8	50.924	164.3	45.125		2:04.672 Pit		13	1:02.510	173.0	52.977	163.6	44.282		2:39.769 Pit	
7	1:09.595	190.4	50.693	165.8	43.901		2:44.189 Pit										
<b>3 FARFUS BRA BMW 320si</b>																	
1	10:53.549	191.1	50.499	166.1	38.993	188.7	12:23.041		9	28.158	195.6	49.202	165.1	38.343	193.1	1:55.703	
2	28.539	194.5	49.430	165.1	38.492	193.1	1:56.461		10	28.284	196.3	48.853	165.3	38.529	190.1	1:55.666	
3	28.352	196.0	49.296	166.6	38.682	192.3	1:56.330		11	28.156	197.0	48.958	165.1	38.685	190.9	1:55.799	
4	28.288	196.7	49.305	166.9	38.691	189.4	1:56.284		12	30.092	133.4	51.979	165.1	44.800		2:06.871 Pit	
5	28.411	193.8	49.228	165.1	38.509	189.4	1:56.148		13	1:32.200	193.5	49.633	159.7	38.775	190.9	3:00.608	
6	28.403	194.5	49.192	165.3	38.640	189.4	1:56.235		14	28.300	194.9			1:38.086		2:06.386 Pit	
7	28.486	195.6	49.841	160.4	45.817		2:04.144 Pit										
8	4:00.457	181.5	51.810	163.1	39.192	192.3	5:31.459										
<b>4 ZANARDI ITA BMW 320si</b>																	
1	10:55.276	190.8	51.160	163.3	40.578	193.1	12:27.014		8	2:30.778	188.8	51.883	161.4	38.895	190.1	4:01.556	
2	28.407	196.7	49.853	164.3	38.909	192.3	1:57.169		9	28.429	195.6	49.339	165.1	38.537	192.3	1:56.305	
3	28.377	196.3	49.540	165.1	38.620	193.8	1:56.537		10	28.479	196.3	51.578	162.4	46.393		2:06.450 Pit	
4	28.779	196.3	49.860	165.3	49.893		2:08.532 Pit		11	2:37.009	194.2	52.281	120.0	44.678	190.1	4:13.968	
5	2:28.715	179.7	50.911	163.1	39.480	189.4	3:59.106		12	28.499	195.2	49.423	164.6	38.498	190.9	1:56.420	
6	28.661	194.5	49.830	163.8	38.762	191.6	1:57.253		13	28.505	196.7			1:45.121		2:13.626 Pit	
7	28.459	189.1	52.236	162.6	47.851		2:08.546 Pit										
<b>5 PORTEIRO ESP BMW 320si</b>																	
1	10:56.714	187.5	50.673	162.8	40.098	190.9	12:27.485		8	28.340	194.9	49.339	164.8	38.441	192.3	1:56.120	
2	28.515	195.6	49.775	165.6	38.966	190.9	1:57.256		9	29.201	190.8	49.537	164.3	38.463	189.4	1:57.201	
3	28.456	196.3	50.064	164.8	38.413	191.6	1:56.933		10	28.651	194.2	49.628	162.8	46.330		2:04.609 Pit	
4	28.700	196.3	50.287	163.6	50.013		2:09.000 Pit		11	3:08.604	191.8	49.892	163.6	38.864	185.9	4:37.360	
5	4:01.158	183.0	51.533	154.0	39.568	191.6	5:32.259		12	28.561	193.8	49.325	164.6	38.929	189.4	1:56.815	
6	28.572	192.8	52.188	163.8	38.836	191.6	1:59.596		13	28.751	193.5			1:40.524		2:09.275 Pit	
7	28.360	196.3	49.504	165.1	38.545	191.6	1:56.409										



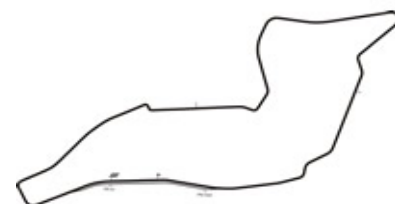
Weather/Track: Cloud 18° / Dry 32°

Circuit Length - 4.909 kilometres  
Enzo e Dino Ferrari  
Imola, Italy

# 2008 FIA World Touring Car Championship

## Free Practice 2 - Sector Analysis Report

Lap	S1 Time	S1 Spd	S2 Time	S2 Spd	S3 Time	S3 Spd	Lap Time	Pit	Lap	S1 Time	S1 Spd	S2 Time	S2 Spd	S3 Time	S3 Spd	Lap Time	Pit
<b>6 LARINI</b> ITA Chevrolet Lacetti																	
1	15:29.691	194.2	51.635	165.6	42.319	189.4	17:03.645		7	2:41.583	194.9	52.700	147.5	40.979	190.9	4:15.262	
2	28.483	195.2	49.712	164.8	38.501	189.4	1:56.696		8	28.206	196.3	49.476	165.3	38.449	190.9	1:56.131	
3	28.443	192.1	49.569	165.8	40.419	188.7	1:58.431		9	28.538	196.7	51.061	160.9	39.135	190.9	1:58.734	
4	28.274	196.0	49.566	165.3	38.743	189.4	1:56.583		10	28.045	198.1	49.577	166.6	38.727	190.9	1:56.349	
5	28.564	197.4	49.819	166.4	45.857		2:04.240	Pit	11							2:04.463	Pit
6	4:36.844	194.9	50.112	166.1	46.622		6:13.578	Pit									
<b>7 HUFF</b> GBR Chevrolet Lacetti																	
1	15:21.895	152.9	59.527	140.0	43.223	188.7	17:04.645		7	3:04.251	163.6	57.669	135.3	41.071	190.9	4:42.991	
2	28.495	196.0	49.662	165.1	38.511	190.1	1:56.668		8	28.205	196.7	49.097	166.6	38.276	191.6	1:55.578	
3	28.264	196.0	49.250	166.9	38.586	188.0	1:56.100		9	28.306	197.4	50.285	162.1	38.548	189.4	1:57.139	
4	28.404	195.6	50.000	164.8	45.664		2:04.068	Pit	10	28.177	196.7	49.561	165.6	38.390	189.4	1:56.128	
5	3:59.779	192.8	52.494	128.1	39.551	186.6	5:31.824		11							2:04.238	Pit
6	28.265	195.2	58.325	147.9	46.599		2:13.189	Pit									
<b>8 MENU</b> SUI Chevrolet Lacetti																	
1	17:45.387	182.7	53.715	161.4	39.227	186.6	19:18.329		6	28.315	196.7	49.311	166.1	38.450	184.6	1:56.076	
2	28.326	195.2	49.599	166.4	43.692	187.3	2:01.617		7	28.446	195.2	49.283	166.6	38.218	186.6	1:55.947	
3	28.254	197.8	49.172	165.6	38.313	190.1	1:55.739		8	28.251	197.4	49.264	166.1	38.270	189.4	1:55.785	
4	29.070	185.2	53.591	162.4	49.860		2:12.521	Pit	9	30.536	184.6	51.882	159.7	53.065		2:15.483	Pit
5	7:14.546	158.1	55.279	161.4	40.098	185.9	8:49.923										
<b>9 GENE</b> ESP SEAT Leon TDI																	
1	10:51.675	185.5	54.050	164.3	39.766	192.3	12:25.491		7	28.606	195.6	49.613	164.6	48.886		2:07.105	Pit
2	28.996	179.4	49.961	164.8	38.888	192.3	1:57.845		8	5:55.231	130.9	57.194	160.0	38.929	193.1	7:31.354	
3	28.438	196.3	49.625	164.3	38.809	188.7	1:56.872		9	28.380	194.5	49.355	165.3	38.433	194.5	1:56.168	
4	28.474	195.2	49.844	164.6	48.982		2:07.300	Pit	10	28.301	194.9	49.223	164.6	38.667	188.0	1:56.191	
5	4:51.556	184.9	54.913	138.4	39.824	193.1	6:26.293		11	31.266	194.9			1:42.420		2:13.686	Pit
6	28.580	190.8	50.684	163.3	38.668	193.1	1:57.932										
<b>10 RYDELL</b> SWE SEAT Leon TDI																	
1	10:50.880	168.4	51.722	165.8	38.702	192.3	12:21.304		7	29.068	192.5	50.973	164.8	46.778		2:06.819	Pit
2	28.179	198.5	49.366	167.4	38.514	193.1	1:56.059		8	3:57.750	171.9	53.512	162.1	38.988	190.9	5:30.250	
3	28.119	198.1	49.336	168.4	38.354	194.5	1:55.809		9	28.058	197.8	49.125	169.0	38.082	193.1	1:55.265	
4	28.214	198.8	49.528	167.9	45.921		2:03.663	Pit	10	28.091	197.4	49.175	167.7	38.249	196.1	1:55.515	
5	6:40.947	148.9	53.148	163.8	39.575	192.3	8:13.670		11	28.649	198.8	49.775	167.1	47.564		2:05.988	Pit
6	28.169	198.1	49.185	167.9	38.105	193.1	1:55.459										
<b>11 TARQUINI</b> ITA SEAT Leon TDI																	
1	10:50.489	153.8	54.458	166.9	39.846	190.1	12:24.793		8	28.160	196.3	49.412	164.6	48.481		2:06.053	Pit
2	29.105	187.1	49.859	167.1	38.450	193.1	1:57.414		9	5:30.105	177.6	53.720	162.6	39.131	190.9	7:02.956	
3	28.356	198.1	49.438	165.3	38.652	190.1	1:56.446		10	27.904	197.8	49.036	165.6	38.050	193.8	1:54.990	
4	28.257	197.8	49.502	166.4	38.582	190.9	1:56.341		11	28.031	197.0	48.896	167.7	38.312	193.1	1:55.239	
5	28.248	196.3	49.271	166.1	37.936	190.1	1:55.455		12	29.054	197.4			1:44.556		2:13.610	Pit
6	28.205	196.7	49.574	162.8	50.754		2:08.533	Pit									
7	3:36.232	157.2	51.718	166.1	39.067	191.6	5:07.017										



Weather/Track: Cloud 18° /Dry 32°

Circuit Length - 4.909 kilometres  
Enzo e Dino Ferrari  
Imola, Italy

# 2008 FIA World Touring Car Championship

## Free Practice 2 - Sector Analysis Report

Lap S1 Time S1 Spd S2 Time S2 Spd S3 Time S3 Spd Lap Time Pit Lap S1 Time S1 Spd S2 Time S2 Spd S3 Time S3 Spd Lap Time Pit

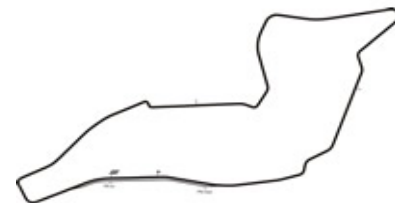
12 MULLER						FRA		SEAT Leon TDI							
1	10:46.881	180.9	52.814	162.8	39.331	190.9	12:19.026	8	28.200	196.7	49.663	166.1	38.356	191.6	1:56.219
2	28.448	192.5	49.533	166.9	38.655	191.6	1:56.636	9	28.128	196.3	49.549	166.1	47.753		2:05.430 Pit
3	28.267	195.6	49.788	164.8	38.597	194.5	1:56.652	10	5:57.007	177.0	50.746	167.4	38.603	194.5	7:26.356
4	28.486	194.5	50.008	154.2	48.976		2:07.470 Pit	11	28.107	195.2	49.629	166.9	38.438	194.5	1:56.174
5	4:10.651	190.1	51.302	166.4	42.257	194.5	5:44.210	12							2:22.498 Pit
6	28.133	197.8	50.306	165.8	38.608	195.3	1:57.047								
7	28.249	195.2	49.608	165.3	38.357	193.8	1:56.214								

13 OKYAY						TUR		BMW 320si							
1	11:13.746	184.3	52.542	162.4	39.216	191.6	12:45.504	9	28.882	193.8	50.992	163.1	38.934	192.3	1:58.808
2	33.649	120.1	55.293	157.2	43.562	188.7	2:12.504	10	28.889	194.5	50.887	163.6	39.035	189.4	1:58.811
3	29.261	191.1	51.390	163.3	39.041	189.4	1:59.692	11	29.009	192.8	52.990	162.4	39.485	190.9	2:01.484
4	29.372	193.2	51.407	164.1	43.847	148.2	2:04.626	12	29.241	192.8	51.052	164.8	39.703	189.4	1:59.996
5	30.587	191.4	52.307	163.6	39.711	189.4	2:02.605	13	28.932	193.2	50.988	163.1	38.852	191.6	1:58.772
6	29.101	193.2	51.310	162.8	39.168	190.9	1:59.579	14	32.767	157.2			1:45.354		2:18.121 Pit
7	29.122	193.5	52.106	163.1	45.985		2:07.213 Pit								
8	4:02.379	189.1	51.246	163.1	39.287	191.6	5:32.912								

15 THOMPSON						GBR		Honda Accord Euro R							
1	11:06.315	164.1	53.578	167.7	39.080	192.3	12:38.973	8	28.131	200.3	49.308	169.5	37.908	195.3	1:55.347
2	28.244	199.6	49.729	168.2	38.335	195.3	1:56.308	9	27.844	200.7	49.797	169.2	38.118	195.3	1:55.759
3	27.966	201.1	49.522	168.4	38.300	195.3	1:55.788	10	28.015	200.3	49.423	168.7	38.309	193.1	1:55.747
4	28.005	201.4	49.662	169.0	48.640		2:06.307 Pit	11	28.002	199.6	49.591	169.5	38.265	193.8	1:55.858
5	3:30.146	193.8	50.800	169.0	38.951	192.3	4:59.897	12	28.008	199.2	49.683	168.4	38.290	193.1	1:55.981
6	29.131	129.6	52.558	169.0	45.854		2:07.543 Pit	13							2:13.080 Pit
7	4:17.091	167.7	53.156	166.6	38.798	193.1	5:49.045								

18 MONTEIRO						POR		SEAT Leon TDI							
1	10:46.075	171.4	52.918	166.6	38.911	191.6	12:17.904	8	27.946	198.8	49.666	166.1	38.712	194.5	1:56.324
2	28.442	195.6	49.589	166.4	38.686	193.1	1:56.717	9	30.827	182.4	51.700	167.4	46.536		2:09.063 Pit
3	28.372	196.7	49.637	166.6	37.858	191.6	1:55.867	10	3:29.428	184.3	50.856	163.6	38.694	193.1	4:58.978
4	28.348	196.7	49.708	166.6	45.731		2:03.787 Pit	11	28.306	196.7	49.608	166.6	38.957	194.5	1:56.871
5	4:16.821	188.8	51.196	167.1	42.583	195.3	5:50.600	12	28.263	197.0	49.677	167.9	39.046	190.9	1:56.986
6	27.995	199.6	50.027	159.7	39.023	194.5	1:57.045	13							2:09.470 Pit
7	28.055	198.5	49.444	168.2	38.580	196.1	1:56.079								

20 CORONEL						NED		SEAT Leon							
1	11:02.444	190.8	52.145	154.0	39.165	193.1	12:33.754	9	28.521	189.4	49.223	162.4	38.422	188.7	1:56.166
2	28.655	194.9	49.704	163.8	39.109	189.4	1:57.468	10	28.782	191.8	49.333	161.9	38.773	190.1	1:56.888
3	28.656	194.5	49.372	164.8	38.620	193.1	1:56.648	11	32.782	150.6	51.576	123.5	39.602	191.6	2:03.960
4	28.587	193.8	51.599	162.8	40.304	188.0	2:00.490	12	28.349	194.5	49.312	161.1	39.009	193.1	1:56.670
5	28.617	193.5	49.324	164.1	38.781	188.7	1:56.722	13	28.418	195.2	49.666	163.6	38.856	190.1	1:56.940
6	28.628	192.8	49.414	162.6	44.804		2:02.846 Pit	14							2:10.543 Pit
7	4:56.934	149.3	55.375	158.3	39.348	188.0	6:31.657								
8	28.575	191.4	57.453	153.4	40.333	193.8	2:06.361								



Weather/Track: Cloud 18° /Dry 32°

Circuit Length - 4.909 kilometres  
Enzo e Dino Ferrari  
Imola, Italy

# 2008 FIA World Touring Car Championship

## Free Practice 2 - Sector Analysis Report

Lap S1 Time S1 Spd S2 Time S2 Spd S3 Time S3 Spd Lap Time Pit Lap S1 Time S1 Spd S2 Time S2 Spd S3 Time S3 Spd Lap Time Pit

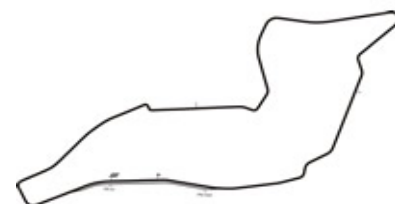
23 CORTHALS				BEL				SEAT Leon				I			
1	11:07.819	161.9	53.209	162.8	38.908	191.6	12:39.936	8	3:15.194	176.7	52.332	163.3	38.637	193.1	4:46.163
2	28.383	197.4	50.256	165.1	38.618	194.5	1:57.257	9	28.371	197.0	49.077	164.6	38.176	193.8	1:55.624
3	28.273	195.2	49.805	165.6	38.414	193.1	1:56.492	10	28.270	196.7	48.903	164.1	38.210	193.8	1:55.383
4	28.439	197.4	49.725	166.1	49.964		2:08.128 Pit	11	30.426	170.6	50.472	165.1	46.306		2:07.204 Pit
5	2:53.643	183.6	51.308	144.7	43.408	192.3	4:28.359	12	2:19.567	194.9	50.289	161.6	38.560	193.1	3:48.416
6	28.560	197.0	49.498	164.8	38.464	192.3	1:56.522	13							2:11.945 Pit
7	28.712	197.0	49.723	164.6	48.040		2:06.475 Pit								

26 D'ASTE				ITA				BMW 320Si				I			
1	11:05.082	184.6	50.342	163.8	39.566	186.6	12:34.990	8	28.807	192.5	49.573	163.8	38.705	190.9	1:57.085
2	28.925	193.2	49.467	165.1	38.452	189.4	1:56.844	9	28.884	190.4	49.748	163.8	38.626	188.7	1:57.258
3	28.770	194.5	49.604	164.3	38.495	190.1	1:56.869	10	28.851	193.2	49.802	164.8	38.618	192.3	1:57.271
4	28.730	195.2	49.443	162.4	38.994	189.4	1:57.167	11	28.859	194.9	49.689	164.3	38.358	188.0	1:56.906
5	28.858	194.2	49.571	166.1	39.166	188.7	1:57.595	12	28.628	193.8	49.812	164.8	45.004		2:03.444 Pit
6	29.054	192.5	49.987	164.3	48.960		2:08.001 Pit								
7	4:31.109	191.1	50.414	160.4	38.813	188.7	6:00.336								

27 LADYGIN				RUS				Lada 110				I			
1	11:18.730	189.4	52.691	161.4	51.491	178.7	13:02.912	8	30.169	178.5	53.670	161.1	41.200	186.6	2:05.039
2	31.097	184.3	53.455	160.4	40.113	185.2	2:04.665	9	29.364	189.4	51.496	161.6	39.311	187.3	2:00.171
3	29.658	189.1	52.727	161.4	39.535	185.9	2:01.920	10	29.691	189.4	51.535	161.1	39.206	186.6	2:00.432
4	29.670	188.4	51.874	161.1	40.456	185.9	2:02.000	11	29.665	191.8	51.441	160.9	38.994	187.3	2:00.100
5	29.721	189.1	51.558	161.1	39.498	184.6	2:00.777	12	29.364	170.8	54.317	162.1	39.334	188.0	2:03.015
6	29.505	190.1	51.501	160.2	39.528	185.9	2:00.534	13	29.364	189.1	51.648	161.1	55.470		2:16.482 Pit
7	33.034	163.1	53.498	161.4	42.474	180.0	2:09.006								

28 SHAPOVALOV				RUS				Lada 110				I			
1	11:18.129	180.3	52.838	162.1	39.383	186.6	12:50.350	8	28.836	190.4	50.976	163.1	38.791	188.0	1:58.603
2	29.352	171.9	52.459	161.9	39.723	185.9	2:01.534	9	32.457	155.6	52.525	162.1	48.953		2:13.935 Pit
3	29.450	189.1	51.757	160.9	39.592	185.2	2:00.799	10	3:39.657	182.7	51.702	161.4	39.450	186.6	5:10.809
4	29.259	188.1	51.425	162.1	39.424	185.9	2:00.108	11	29.444	190.4	51.236	162.6	39.067	188.0	1:59.747
5	29.460	188.4	51.657	162.1	52.425		2:13.542 Pit	12	30.317	190.1			1:43.250		2:13.567 Pit
6	4:23.141	160.9	59.870	156.9	42.164	184.6	6:05.175								
7	31.636	165.3	52.992	161.6	39.389	188.0	2:04.017								

29 LAGEN				NED				Lada 110				I			
1	11:15.815	189.4	51.610	165.1	39.591	185.2	12:47.016	4	9:12.547	190.4	54.032	164.8	47.808		10:54.387 Pit
2	29.195	192.5	50.343	161.6	38.883	189.4	1:58.421								
3	28.894	193.2	50.036	164.3	49.523		2:08.453 Pit								



Weather/Track: Cloud 18° / Dry 32°

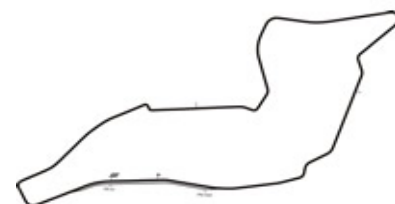
Circuit Length - 4.909 kilometres  
Enzo e Dino Ferrari  
Imola, Italy



# 2008 FIA World Touring Car Championship

## Free Practice 2 - Sector Analysis Report

Lap	S1 Time	S1 Spd	S2 Time	S2 Spd	S3 Time	S3 Spd	Lap Time	Pit	Lap	S1 Time	S1 Spd	S2 Time	S2 Spd	S3 Time	S3 Spd	Lap Time	Pit	
<b>31 HERNANDEZ</b>									<b>ESP BMW 320si</b>									<b>I</b>
1	11:02.901	192.5	51.130	163.6	38.738	192.3	12:32.769		8	28.633	193.5	49.471	164.3	38.252	191.6	1:56.356		
2	28.820	192.5	49.812	164.8	38.527	189.4	1:57.159		9	28.468	195.6	49.469	164.1	38.552	192.3	1:56.489		
3	28.610	195.2	49.675	164.3	38.471	191.6	1:56.756		10	28.570	196.0	49.391	165.3	38.337	190.9	1:56.298		
4	28.773	195.2	49.644	165.1	38.349	190.9	1:56.766		11	28.689	194.5	49.514	165.6	38.380	190.9	1:56.583		
5	28.696	193.8	49.597	165.1	47.577		2:05.870	Pit	12	28.751	195.2	49.651	165.3	47.198		2:05.600	Pit	
6	3:42.401	154.7	56.808	155.6	39.599	191.6	5:18.808											
7	28.848	193.8	52.642	147.1	39.811	192.3	2:01.301											
<b>42 ENGSTLER</b>									<b>GER BMW 320si</b>									<b>I</b>
1	11:12.653	185.5	51.723	164.3	39.099	188.0	12:43.475		8	28.353	196.7	49.858	164.6	38.869	192.3	1:57.080		
2	28.705	199.2	50.551	164.8	39.399	188.0	1:58.655		9	28.379	196.7	50.185	164.3	38.949	190.1	1:57.513		
3	28.559	196.7	49.993	164.8	38.611	190.9	1:57.163		10	28.575	197.8	50.301	163.8	47.507		2:06.383	Pit	
4	28.599	196.7	49.836	165.1	38.915	190.1	1:57.350		11	2:34.511	194.5	50.347	163.6	38.797	189.4	4:03.655		
5	28.927	194.2	50.496	163.8	49.209		2:08.632	Pit	12	28.635	196.7	50.051	163.6	38.701	193.1	1:57.387		
6	5:27.153	192.1	50.855	163.6	39.020	191.6	6:57.028		13							2:06.695	Pit	
7	28.772	194.9	50.375	165.1	39.039	195.3	1:58.186											
<b>43 ROMANOV</b>									<b>RUS BMW 320si</b>									<b>I</b>
1	11:09.297	181.5	52.049	163.8	39.913	188.0	12:41.259		9	28.637	194.5	50.185	164.3	39.944	168.5	1:58.766		
2	28.849	196.3	50.909	163.3	39.025	190.9	1:58.783		10	31.416	173.0	55.103	160.9	43.278	183.2	2:09.797		
3	29.164	194.5	51.381	144.5	39.703	193.1	2:00.248		11	32.548	152.9	53.674	162.8	39.398	190.9	2:05.620		
4	28.967	196.0	50.639	164.1	38.865	190.1	1:58.471		12	28.890	194.9	50.814	164.3	38.773	193.1	1:58.477		
5	28.879	194.9	50.938	164.3	51.390		2:11.207	Pit	13	29.478	160.0	51.010	165.8	39.491	190.9	1:59.979		
6	5:23.252	186.8	51.022	164.1	39.109	193.1	6:53.383		14							2:11.735	Pit	
7	28.816	197.0	50.853	164.6	39.128	193.8	1:58.797											
8	28.693	196.7	50.760	162.8	38.870	192.3	1:58.323											
<b>45 TANEV</b>									<b>BUL BMW 320si</b>									<b>I</b>
1	11:09.724	184.9	52.443	164.6	40.015	191.6	12:42.182		4	29.982	193.8	50.976	163.6	39.272	188.7	2:00.230		
2	29.210	194.2	50.960	164.6	48.637		2:08.807	Pit	5	29.082	190.1					20:29.576	Pit	
3	4:40.679	187.8	51.243	162.8	40.136	182.6	6:12.058											



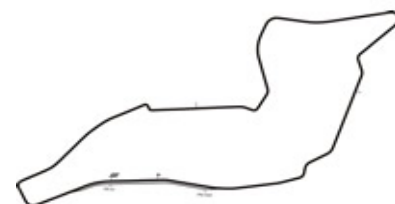
Weather/Track: Cloud 18° / Dry 32°

Circuit Length - 4.909 kilometres  
Enzo e Dino Ferrari  
Imola, Italy



## 2008 FIA World Touring Car Championship Free Practice 2 - Best Sector Speeds Report

SECTOR 1				SECTOR 2				SECTOR 3				
POS	NO	NAME	SPEED	LAP	NO	NAME	SPEED	LAP	NO	NAME	SPEED	LAP
1	15	THOMPSON	201.4	4	15	THOMPSON	169.5	8	10	RYDELL	196.1	10
2	18	MONTEIRO	199.6	6	10	RYDELL	169.0	9	18	MONTEIRO	196.1	7
3	42	ENGSTLER	199.2	2	18	MONTEIRO	168.2	7	12	MULLER	195.3	6
4	10	RYDELL	198.8	4	11	TARQUINI	167.7	11	15	THOMPSON	195.3	2
5	2	MULLER	198.1	4	12	MULLER	167.4	10	42	ENGSTLER	195.3	7
6	6	LARINI	198.1	10	3	FARFUS	166.9	4	2	MULLER	194.5	3
7	11	TARQUINI	198.1	3	7	HUFF	166.9	3	9	GENE	194.5	9
8	8	MENU	197.8	3	1	PRIAULX	166.6	12	23	CORTHALS	194.5	2
9	12	MULLER	197.8	6	6	LARINI	166.6	10	4	ZANARDI	193.8	3
10	7	HUFF	197.4	9	8	MENU	166.6	7	11	TARQUINI	193.8	10
11	23	CORTHALS	197.4	2	23	CORTHALS	166.1	4	20	CORONEL	193.8	8
12	3	FARFUS	197.0	11	26	D'ASTE	166.1	5	43	ROMANOV	193.8	7
13	43	ROMANOV	197.0	7	2	MULLER	165.8	7	3	FARFUS	193.1	2
14	4	ZANARDI	196.7	2	43	ROMANOV	165.8	13	5	PORTEIRO	192.3	8
15	1	PRIAULX	196.3	7	5	PORTEIRO	165.6	2	13	OKYAY	192.3	9
16	5	PORTEIRO	196.3	3	31	HERNANDEZ	165.6	11	26	D'ASTE	192.3	10
17	9	GENE	196.3	3	4	ZANARDI	165.3	4	31	HERNANDEZ	192.3	1
18	31	HERNANDEZ	196.0	10	9	GENE	165.3	9	1	PRIAULX	191.6	3
19	20	CORONEL	195.2	13	29	LAGEN	165.1	1	7	HUFF	191.6	8
20	26	D'ASTE	195.2	4	42	ENGSTLER	165.1	4	45	TANEV	191.6	1
21	13	OKYAY	194.5	10	13	OKYAY	164.8	12	6	LARINI	190.9	7
22	45	TANEV	194.2	2	20	CORONEL	164.8	3	8	MENU	190.1	3
23	29	LAGEN	193.2	3	45	TANEV	164.6	1	29	LAGEN	189.4	2
24	27	LADYGIN	191.8	11	28	SHAPOVALOV	163.1	8	27	LADYGIN	188.0	12
25	28	SHAPOVALOV	190.4	8	27	LADYGIN	162.1	12	28	SHAPOVALOV	188.0	7



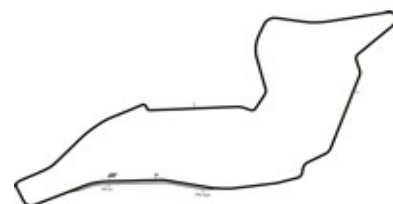
Weather/Track: Cloud 18° /Dry 32°

Circuit Length - 4.909 kilometres  
Enzo e Dino Ferrari  
Imola, Italy

## 2008 FIA World Touring Car Championship Free Practice 2 - Best Sector Times Report

POS	NO	SECTOR 1			SECTOR 2			SECTOR 3			NAME	IDEAL/BEST LAP COMPARISON			
		TIME	LAP	NO	TIME	LAP	NO	TIME	LAP	NO		IDEAL	BEST	LAP	DIFF
1	15	27.844	9	3	48.853	10	18	37.858	3	11	TARQUINI	1:54.736	1:54.990	10	+ 0.254
2	11	27.904	10	11	48.896	11	15	37.908	8	15	THOMPSON	1:55.060	1:55.347	8	+ 0.287
3	18	27.946	8	23	48.903	10	11	37.936	5	18	MONTEIRO	1:55.248	1:55.867	3	+ 0.619
4	6	28.045	10	7	49.097	8	10	38.082	9	10	RYDELL	1:55.265	1:55.265	9	+ 0.000
5	10	28.058	9	10	49.125	9	23	38.176	9	23	CORTHALS	1:55.349	1:55.383	10	+ 0.034
6	12	28.107	11	8	49.172	3	2	38.182	9	3	FARFUS	1:55.352	1:55.666	10	+ 0.314
7	3	28.156	11	1	49.191	12	8	38.218	7	7	HUFF	1:55.550	1:55.578	8	+ 0.028
8	7	28.177	10	9	49.223	10	31	38.252	8	8	MENU	1:55.641	1:55.739	3	+ 0.098
9	2	28.201	9	20	49.223	9	7	38.276	8	2	MULLER	1:55.680	1:55.707	9	+ 0.027
10	8	28.251	8	2	49.297	10	3	38.343	9	9	GENE	1:55.957	1:56.168	9	+ 0.211
11	23	28.270	10	15	49.308	8	12	38.356	8	6	LARINI	1:55.970	1:56.131	8	+ 0.161
12	9	28.301	10	5	49.325	12	26	38.358	11	20	CORONEL	1:55.994	1:56.166	9	+ 0.172
13	5	28.340	8	4	49.339	9	5	38.413	3	12	MULLER	1:55.996	1:56.174	11	+ 0.178
14	20	28.349	12	31	49.391	10	20	38.422	9	1	PRIAULX	1:56.061	1:56.198	12	+ 0.137
15	1	28.353	10	26	49.443	4	9	38.433	9	5	PORTEIRO	1:56.078	1:56.120	8	+ 0.042
16	42	28.353	8	18	49.444	7	6	38.449	8	31	HERNANDEZ	1:56.111	1:56.298	10	+ 0.187
17	4	28.377	3	6	49.476	8	4	38.498	12	4	ZANARDI	1:56.214	1:56.305	9	+ 0.091
18	31	28.468	9	12	49.533	2	1	38.517	5	26	D'ASTE	1:56.429	1:56.844	2	+ 0.415
19	26	28.628	12	42	49.836	4	42	38.611	3	42	ENGSTLER	1:56.800	1:57.080	8	+ 0.280
20	43	28.637	9	29	50.036	3	43	38.773	12	43	ROMANOV	1:57.595	1:58.323	8	+ 0.728
21	28	28.836	8	43	50.185	9	28	38.791	8	29	LAGEN	1:57.813	1:58.421	2	+ 0.608
22	13	28.882	9	13	50.887	10	13	38.852	13	28	SHAPOVALO	1:58.603	1:58.603	8	+ 0.000
23	29	28.894	3	45	50.960	2	29	38.883	2	13	OKYAY	1:58.621	1:58.772	13	+ 0.151
24	45	29.082	5	28	50.976	8	27	38.994	11	45	TANEV	1:59.314	2:00.230	4	+ 0.916
25	27	29.364	9	27	51.441	11	45	39.272	4	27	LADYGIN	1:59.799	2:00.100	11	+ 0.301

'Perfect Lap' - 1:54.555



Weather/Track: Cloud 18° /Dry 32°

Circuit Length - 4.909 kilometres  
Enzo e Dino Ferrari  
Imola, Italy

## 2008 FIA World Touring Car Championship QUALIFYING - PROVISIONAL CLASSIFICATION

POS	NO	CL	DRIVER	NAT	CAR	TIME	LAPS	GAP	KPH
1	10		Rickard RYDELL	SWE	SEAT Leon TDI	1:54.761	10		153.99
2	12		Yvan MULLER	FRA	SEAT Leon TDI	1:54.828	11	0.067	153.90
3	8		Alain MENU	SUI	Chevrolet Lacetti	1:54.862	10	0.101	153.85
4	7		Robert HUFF	GBR	Chevrolet Lacetti	1:54.901	10	0.140	153.80
5	15		James THOMPSON	GBR	Honda Accord Euro R	1:54.954	12	0.193	153.73
6	11		Gabriele TARQUINI	ITA	SEAT Leon TDI	1:55.046	11	0.285	153.61
7	6		Nicola LARINI	ITA	Chevrolet Lacetti	1:55.213	9	0.452	153.38
8	2		Jorg MULLER	GER	BMW 320si	1:55.226	11	0.465	153.37
9	3		Augusto FARFUS	BRA	BMW 320si	1:55.287	11	0.526	153.29
10	1		Andy PRIAULX	GBR	BMW 320si	1:55.446	10	0.685	153.07
11	18		Tiago MONTEIRO	POR	SEAT Leon TDI	1:55.486	11	0.725	153.02
12	4		Alessandro ZANARDI	ITA	BMW 320si	1:55.591	12	0.830	152.88
13	9		Jordi GENE	ESP	SEAT Leon TDI	1:55.604	9	0.843	152.87
14	31	I	Sergio HERNANDEZ	ESP	BMW 320si	1:55.619	11	0.858	152.85
15	5		Felix PORTEIRO	ESP	BMW 320si	1:55.656	11	0.895	152.80
16	23	I	Pierre-Yves CORTHALS	BEL	SEAT Leon	1:55.679	11	0.918	152.77
17	26	I	Stefano D'ASTE	ITA	BMW 320si	1:55.777	12	1.016	152.64
18	42	I	Franz ENGSTLER	GER	BMW 320si	1:56.000	11	1.239	152.34
19	20		Tom CORONEL	NED	SEAT Leon	1:56.321	9	1.560	151.92
20	43	I	Andrey ROMANOV	RUS	BMW 320si	1:57.290	12	2.529	150.67
21	13	I	Ibrahim OKYAY	TUR	BMW 320si	1:57.974	13	3.213	149.79
22	27	I	Kirill LADYGIN	RUS	Lada 110	1:58.874	12	4.113	148.66
23	45	I	George TANEV	BUL	BMW 320si	1:58.949	12	4.188	148.57
24	29	I	Jaap van LAGEN	NED	Lada 110	1:59.399	6	4.638	148.01
25	28	I	Viktor SHAPOVALOV	RUS	Lada 110	1:59.634	9	4.873	147.72

QUALIFICATION MAXIMA 2:02.794

Subject to technical scrutineering  
Weather/Track: Bright 19°/Dry 38°

Imola  
Circuit Length = 4.9090 km.  
Start: 15:00 End: 15:30

Race Director:	Steward:	Timekeeper:
----------------	----------	-------------

## 2008 FIA World Touring Car Championship QUALIFYING RESULT

POS	NO	CL	DRIVER	NAT	CAR	TIME	LAPS	GAP	KPH
1	10		Rickard RYDELL	SWE	SEAT Leon TDI	1:54.761	10		153.99
2	12		Yvan MULLER	FRA	SEAT Leon TDI	1:54.828	11	0.067	153.90
3	8		Alain MENU	SUI	Chevrolet Lacetti	1:54.862	10	0.101	153.85
4	7		Robert HUFF	GBR	Chevrolet Lacetti	1:54.901	10	0.140	153.80
5	15		James THOMPSON	GBR	Honda Accord Euro R	1:54.954	12	0.193	153.73
6	11		Gabriele TARQUINI	ITA	SEAT Leon TDI	1:55.046	11	0.285	153.61
7	6		Nicola LARINI	ITA	Chevrolet Lacetti	1:55.213	9	0.452	153.38
8	2		Jorg MULLER	GER	BMW 320si	1:55.226	11	0.465	153.37
9	3		Augusto FARFUS	BRA	BMW 320si	1:55.287	11	0.526	153.29
10	1		Andy PRIAULX	GBR	BMW 320si	1:55.446	10	0.685	153.07
11	18		Tiago MONTEIRO	POR	SEAT Leon TDI	1:55.486	11	0.725	153.02
12	4		Alessandro ZANARDI	ITA	BMW 320si	1:55.591	12	0.830	152.88
13	9		Jordi GENE	ESP	SEAT Leon TDI	1:55.604	9	0.843	152.87
14	31	I	Sergio HERNANDEZ	ESP	BMW 320si	1:55.619	11	0.858	152.85
15	5		Felix PORTEIRO	ESP	BMW 320si	1:55.656	11	0.895	152.80
16	23	I	Pierre-Yves CORTHALS	BEL	SEAT Leon	1:55.679	11	0.918	152.77
17	26	I	Stefano D'ASTE	ITA	BMW 320si	1:55.777	12	1.016	152.64
18	42	I	Franz ENGSTLER	GER	BMW 320si	1:56.000	11	1.239	152.34
19	20		Tom CORONEL	NED	SEAT Leon	1:56.321	9	1.560	151.92
20	43	I	Andrey ROMANOV	RUS	BMW 320si	1:57.290	12	2.529	150.67
21	13	I	Ibrahim OKYAY	TUR	BMW 320si	1:57.974	13	3.213	149.79
22	27	I	Kirill LADYGIN	RUS	Lada 110	1:58.874	12	4.113	148.66
23	45	I	George TANEV	BUL	BMW 320si	1:58.949	12	4.188	148.57
24	29	I	Jaap van LAGEN	NED	Lada 110	1:59.399	6	4.638	148.01
25	28	I	Viktor SHAPOVALOV	RUS	Lada 110	1:59.634	9	4.873	147.72

QUALIFICATION MAXIMA 2:02.794

Imola  
Circuit Length = 4.9090 km.

Steward:	Steward:	Steward:
----------	----------	----------

# 2008 FIA World Touring Car Championship Qualifying - Sector Analysis Report

Lap S1 Time S1 Spd S2 Time S2 Spd S3 Time S3 Spd Lap Time Pit Lap S1 Time S1 Spd S2 Time S2 Spd S3 Time S3 Spd Lap Time Pit

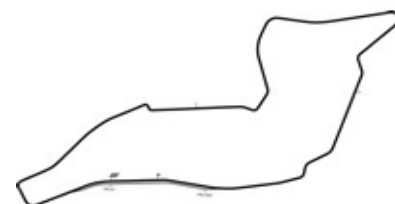
1 PRIAULX						GBR		BMW 320si									
1	10:51.975	144.9	54.476	163.8	47.222	12:33.673	Pit	7	28.461	196.0	49.455	165.3	45.024		2:02.940	Pit	
2	2:08.596	186.5	51.807	105.3	50.165	193.1	3:50.568	8	5:32.311	188.8	53.524	133.3	41.630	194.5	7:07.465		
3	28.570	196.3	49.451	166.1	38.578	191.6	1:56.599	9	28.230	197.4	49.069	164.8	38.147	194.5	1:55.446		
4	32.252	136.5	52.719	164.1	48.235		2:13.206	Pit	10	28.427	197.0	49.219	165.8	48.346		2:05.992	Pit
5	4:42.156	189.1	49.667	163.1	38.593	191.6	6:10.416										
6	28.290	196.7	49.366	165.1	38.587	192.3	1:56.243										

2 MULLER						GER		BMW 320si								
1	10:51.031	126.4	57.220	131.8	45.017	193.8	12:33.268	7	28.337	196.0	48.935	166.6	38.220	190.9	1:55.492	
2	28.588	189.8	53.998	166.1	38.641	193.1	2:01.227	8	28.537	192.8	50.532	165.1	44.475		2:03.544	Pit
3	28.224	197.8	49.393	166.9	38.449	189.4	1:56.066	9	3:49.648	182.7	53.688	166.9	40.956	192.3	5:24.292	
4	29.207	176.4	51.245	154.2	55.787		2:16.239	Pit	10	28.252	196.7	48.865	167.9	38.109	192.3	1:55.226
5	3:27.153	192.5	49.227	166.4	37.982	193.8	4:54.362	11	28.241	197.4	49.683	165.3	46.114		2:04.038	Pit
6	28.310	196.0	49.008	166.4	38.440	190.9	1:55.758									

3 FARFUS						BRA		BMW 320si								
1	10:52.024	176.4	53.739	162.1	46.605	12:32.368	Pit	7	28.069	198.1	49.038	166.6	38.401	193.1	1:55.508	
2	1:39.764	182.1	51.689	163.3	38.876	191.6	3:10.329	8	28.226	198.1	50.919	164.8	50.205		2:09.350	Pit
3	28.271	194.9	49.076	165.6	38.251	189.4	1:55.598	9	2:02.824	181.8	50.907	164.1	38.872	190.9	3:32.603	
4	28.743	192.1	50.275	165.1	46.503		2:05.521	Pit	10	28.165	196.0	48.827	164.8	38.295	190.9	1:55.287
5	2:00.736	185.2	51.347	164.1	38.943	190.9	3:31.026	11	28.296	194.2	49.029	165.3	47.236		2:04.561	Pit
6	28.442	192.1	55.337	109.8	43.602	193.1	2:07.381									

4 ZANARDI						ITA		BMW 320si								
1	10:53.235	174.4	56.003	154.2	45.324	192.3	12:34.562	8	3:47.503	194.5	50.133	164.1	38.976	193.1	5:16.612	
2	28.445	196.7	49.501	164.8	38.502	188.7	1:56.448	9	28.166	197.4	49.103	165.8	38.322	191.6	1:55.591	
3	28.557	195.6	49.548	165.3	38.594	188.7	1:56.699	10	28.318	196.0	49.195	165.6	38.562	190.1	1:56.075	
4	31.136	169.2	51.352	164.6	52.311		2:14.799	Pit	11	29.056	191.8	53.647	145.5	45.518	193.8	2:08.221
5	3:33.477	194.5	49.787	163.8	38.709	192.3	5:01.973	12	28.456	195.2	50.207	164.1	50.641		2:09.304	Pit
6	28.318	196.3	49.196	163.6	38.108	190.1	1:55.622									
7	28.373	196.0	49.737	164.8	45.677		2:03.787	Pit								

5 PORTEIRO						ESP		BMW 320si								
1	10:53.853	176.7	52.975	163.8	48.000	12:34.828	Pit	7	28.496	195.2	49.260	162.8	40.209	190.9	1:57.965	
2	2:08.790	191.4	50.481	136.1	49.321	188.0	3:48.592	8	28.351	197.0	49.589	163.1	47.562		2:05.502	Pit
3	28.927	192.1	49.522	162.6	38.278	187.3	1:56.727	9	3:42.550	154.2	52.756	164.3	38.776	189.4	5:14.082	
4	30.205	144.5	53.922	161.1	48.461		2:12.588	Pit	10	28.498	193.8	49.318	164.3	38.335	188.7	1:56.151
5	2:58.769	177.3	54.367	106.5	41.714	186.6	4:34.850	11	28.526	192.5	49.268	162.6	1:08.274		2:26.068	Pit
6	28.502	194.9	49.076	162.8	38.078	188.7	1:55.656									

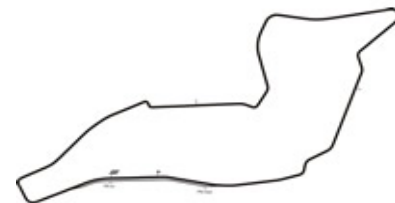


Weather/Track: Bright 19° / Dry 38°

Circuit Length - 4.909 kilometres  
Enzo e Dino Ferrari  
Imola, Italy

# 2008 FIA World Touring Car Championship Qualifying - Sector Analysis Report

Lap	S1 Time	S1 Spd	S2 Time	S2 Spd	S3 Time	S3 Spd	Lap Time	Pit	Lap	S1 Time	S1 Spd	S2 Time	S2 Spd	S3 Time	S3 Spd	Lap Time	Pit
<b>6 LARINI ITA Chevrolet Lacetti</b>																	
1	10:56.576	157.4	55.458	115.2	55.189		12:47.223	Pit	6	28.033	198.1	48.862	168.7	38.318	192.3	1:55.213	
2	2:36.688	165.3	53.676	134.3	40.056	191.6	4:10.420		7	28.597	193.8	50.792	166.9	47.921		2:07.310	Pit
3	28.084	197.0	49.301	167.7	38.223	191.6	1:55.608		8	6:49.549	160.7	56.126	150.6	39.195	193.1	8:24.870	
4	28.368	197.0	49.499	153.4	57.720		2:15.587	Pit	9	28.018	197.8	51.648	166.9	1:04.775		2:24.441	Pit
5	3:50.862	183.0	50.922	165.8	38.932	190.9	5:20.716										
<b>7 HUFF GBR Chevrolet Lacetti</b>																	
1	10:58.541	177.6	54.272	108.1	55.915		12:48.728	Pit	7	28.571	198.5	51.034	163.8	50.130		2:09.735	Pit
2	2:36.806	173.3	53.836	122.0	40.638	190.9	4:11.280		8	6:47.669	162.6	55.443	133.6	38.780	193.1	8:21.892	
3	28.098	198.5	49.089	167.7	38.084	192.3	1:55.271		9	27.990	200.0	49.043	167.1	38.206	191.6	1:55.239	
4	28.273	197.8	50.137	164.6	57.242		2:15.652	Pit	10	31.643	172.8	56.244	129.9	1:04.495		2:32.382	Pit
5	3:51.470	194.2	50.870	165.8	38.635	191.6	5:20.975										
6	27.916	199.6	48.918	168.2	38.067	192.3	1:54.901										
<b>8 MENU SUI Chevrolet Lacetti</b>																	
1	11:01.974	192.5	52.184	92.9	55.958		12:50.116	Pit	7	28.628	194.5	51.160	165.3	48.746		2:08.534	Pit
2	2:34.812	171.9	53.530	132.0	40.568	195.3	4:08.910		8	6:47.753	169.2	56.576	144.7	39.017	192.3	8:23.346	
3	28.133	196.3	49.105	167.1	38.293	193.1	1:55.531		9	27.957	198.5	49.029	165.6	38.140	191.6	1:55.126	
4	29.201	161.9	51.690	165.8	57.177		2:18.068	Pit	10	31.102	161.4	56.438	126.0	1:02.356		2:29.896	Pit
5	3:48.699	189.8	50.962	165.1	38.645	191.6	5:18.306										
6	28.118	197.4	48.866	167.7	37.878	192.3	1:54.862										
<b>9 GENE ESP SEAT Leon TDI</b>																	
1	10:48.767	157.4	57.820	134.1	44.271	193.1	12:30.858		6	4:44.756	190.1	51.933	142.6	41.303	195.3	6:17.992	
2	28.714	187.1	50.190	162.1	50.915		2:09.819	Pit	7	28.109	200.0	49.223	167.4	38.272	195.3	1:55.604	
3	9:07.123	182.1	53.056	153.1	40.359	193.8	10:40.538		8	28.140	197.8	49.310	166.6	38.927	193.8	1:56.377	
4	28.268	196.7	49.369	166.4	38.500	193.1	1:56.137		9	32.945	149.1	54.966	121.6	55.795		2:23.706	Pit
5	28.274	196.7	49.743	166.6	50.430		2:08.447	Pit									
<b>10 RYDELL SWE SEAT Leon TDI</b>																	
1	10:48.713	137.9	58.389	133.6	44.960	194.5	12:32.062		7	28.088	198.5	50.284	135.0	50.750		2:09.122	Pit
2	28.522	190.4	54.089	97.9	42.232	192.3	2:04.843		8	4:46.977	191.8	52.073	144.9	41.355	196.8	6:20.405	
3	28.219	197.4	49.146	167.4	38.428	193.1	1:55.793		9	27.885	201.1	48.689	169.8	38.187	196.8	1:54.761	
4	28.601	182.7	51.212	166.4	56.122		2:15.935	Pit	10	27.987	199.6	49.191	168.2	49.155		2:06.333	Pit
5	4:55.265	144.5	54.879	150.6	39.611	190.9	6:29.755										
6	28.054	198.8	49.025	167.4	38.211	193.1	1:55.290										
<b>11 TARQUINI ITA SEAT Leon TDI</b>																	
1	10:48.281	150.8	57.908	132.5	44.024	192.3	12:30.213		7	28.671	197.4	54.000	164.1	50.791		2:13.462	Pit
2	29.569	142.8	59.783	166.4	39.203	193.8	2:08.555		8	4:35.460	178.5	56.060	140.4	41.059	194.5	6:12.579	
3	28.214	196.7	49.374	164.8	38.633	192.3	1:56.221		9	27.854	199.2	49.396	165.3	38.494	195.3	1:55.744	
4	31.444	177.9	52.905	146.5	1:15.901		2:40.250	Pit	10	27.927	199.2	48.893	168.4	38.226	194.5	1:55.046	
5	4:30.760	171.1	53.708	151.2	39.791	193.1	6:04.259		11	27.918	198.1	49.961	124.1	56.771		2:14.650	Pit
6	28.084	197.4	49.115	166.1	39.027	192.3	1:56.226										



Weather/Track: Bright 19° / Dry 38°

Circuit Length - 4.909 kilometres  
Enzo e Dino Ferrari  
Imola, Italy

# 2008 FIA World Touring Car Championship Qualifying - Sector Analysis Report

Lap S1 Time S1 Spd S2 Time S2 Spd S3 Time S3 Spd Lap Time Pit Lap S1 Time S1 Spd S2 Time S2 Spd S3 Time S3 Spd Lap Time Pit

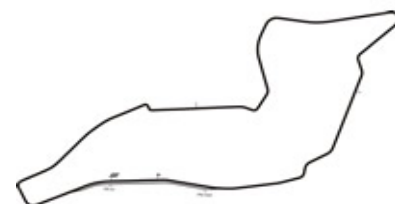
12 MULLER						FRA		SEAT Leon TDI									
1	10:49.877	110.8	1:01.056	132.3	46.286	192.3	12:37.219	7	28.228	195.6	49.939	167.4	47.703		2:05.870	Pit	
2	28.261	195.2	49.148	168.4	38.069	195.3	1:55.478	8	2:46.570	172.8	56.957	146.5	40.613	196.1	4:24.140		
3	28.034	197.4	49.129	167.9	38.211	193.8	1:55.374	9	27.808	199.2	49.048	168.2	37.972	195.3	1:54.828		
4	30.076	176.7	51.889	153.8	54.893		2:16.858	Pit	10	27.868	197.8	49.082	167.1	38.302	193.8	1:55.252	
5	6:37.500	180.0	56.997	120.6	55.331	190.1	8:29.828	11	28.941	156.9	54.433	145.7	55.834		2:19.208	Pit	
6	28.196	196.0	49.389	165.6	38.325	192.3	1:55.910										

13 OKYAY						TUR		BMW 320si						I			
1	11:13.575	184.6	57.741	161.6	39.662	189.4	12:50.978	8	28.963	192.1	50.909	162.1	39.062	190.1	1:58.934		
2	29.261	191.8	52.218	162.8	39.319	188.7	2:00.798	9	28.980	192.1	50.846	162.6	39.362	188.0	1:59.188		
3	29.173	191.4	51.434	163.8	39.222	189.4	1:59.829	10	29.111	191.1	51.011	161.4	38.927	188.0	1:59.049		
4	29.331	191.1	51.190	163.6	39.175	188.0	1:59.696	11	31.022	138.8	56.996	163.1	39.174	189.4	2:07.192		
5	30.647	185.2	55.600	162.6	56.937		2:23.184	Pit	12	29.057	193.2	50.231	163.6	38.686	190.9	1:57.974	
6	3:35.388	187.5	51.056	161.9	38.711	187.3	5:05.155	13	30.537	188.8	51.849	161.9	49.818		2:12.204	Pit	
7	30.580	183.6	50.698	163.1	38.876	188.7	2:00.154										

15 THOMPSON						GBR		Honda Accord Euro R									
1	11:53.979	162.4	56.221	166.4	39.775	193.8	13:29.975	8	30.046	187.8	51.449	169.2	49.246		2:10.741	Pit	
2	28.106	198.8	49.437	168.7	38.184	192.3	1:55.727	9	6:04.716	160.9	55.672	165.6	40.108	194.5	7:40.496		
3	28.038	198.8	49.345	169.0	38.145	191.6	1:55.528	10	27.898	199.2	48.960	168.4	38.208	193.1	1:55.066		
4	30.664	165.3	52.989	167.4	47.582		2:11.235	Pit	11	28.111	198.5	49.244	168.7	38.077	192.3	1:55.432	
5	3:10.307	159.0	55.358	166.9	39.901	193.1	4:45.566	12	31.613	165.3			1:45.049		2:16.662	Pit	
6	28.076	199.2	49.047	169.2	37.831	191.6	1:54.954										
7	27.997	199.6	49.344	168.2	38.165	190.9	1:55.506										

18 MONTEIRO						POR		SEAT Leon TDI									
1	10:49.504	112.5	1:00.623	128.7	45.863	193.8	12:35.990	7	28.520	197.0	50.834	167.4	46.685		2:06.039	Pit	
2	28.162	197.8	49.620	167.4	38.622	193.1	1:56.404	8	2:44.627	156.5	56.922	145.3	40.026	195.3	4:21.575		
3	28.650	199.6	49.445	167.4	47.952		2:06.047	Pit	9	27.986	198.1	49.293	167.4	39.295	193.8	1:56.574	
4	7:08.327	178.5	53.559	148.1	40.086	194.5	8:41.972	10	27.959	199.2	49.282	169.0	38.245	194.5	1:55.486		
5	27.930	200.0	49.280	169.5	38.282	195.3	1:55.492	11	28.059	198.1	51.683	157.8	52.432		2:12.174	Pit	
6	27.846	198.5	49.532	169.0	38.554	194.5	1:55.932										

20 CORONEL						NED		SEAT Leon									
1	11:02.471	194.2	52.209	90.5	46.665	190.1	12:41.345	6	28.678	193.2	49.189	162.8	38.454	188.7	1:56.321		
2	28.951	193.2	53.242	160.9	38.844	190.1	2:01.037	7	28.659	192.8	49.462	162.1	48.665		2:06.786	Pit	
3	28.616	193.8	50.025	163.3	39.061	188.7	1:57.702	8	8:57.568	171.4	56.614	155.8	43.054	192.3	10:37.236		
4	29.737	193.5	50.718	163.1	1:12.490		2:32.945	Pit	9	28.637	190.8	49.290	165.3	1:03.240		2:21.167	Pit
5	3:30.158	160.2	55.654	161.1	39.876	192.3	5:05.688										



Weather/Track: Bright 19° / Dry 38°

Circuit Length - 4.909 kilometres  
Enzo e Dino Ferrari  
Imola, Italy

# 2008 FIA World Touring Car Championship Qualifying - Sector Analysis Report

Lap S1 Time S1 Spd S2 Time S2 Spd S3 Time S3 Spd Lap Time Pit Lap S1 Time S1 Spd S2 Time S2 Spd S3 Time S3 Spd Lap Time Pit

23 CORTHALS						BEL		SEAT Leon				I			
1	11:05.329	194.5	51.901	92.7	46.784	194.5	12:44.014	7	28.292	197.4	49.173	166.1	38.214	192.3	1:55.679
2	28.364	197.8	49.488	166.6	38.357	194.5	1:56.209	8	29.108	184.3	51.524	164.3	48.761		2:09.393 Pit
3	28.304	198.5	49.447	166.6	38.227	193.1	1:55.978	9	5:46.083	174.4	55.507	162.6	40.029	194.5	7:21.619
4	29.612	175.0	51.446	164.6	1:01.070		2:22.128 Pit	10	28.274	196.3	49.098	165.8	38.407	192.3	1:55.779
5	4:09.298	188.1	51.381	162.8	38.803	192.3	5:39.482	11	32.222	120.8	58.273	152.1	53.075		2:23.570 Pit
6	28.486	196.0	49.228	166.1	38.283	190.9	1:55.997								

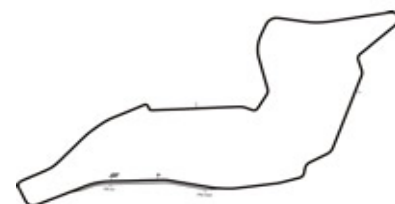
26 D'ASTE						ITA		BMW 320si				I			
1	11:03.729	193.2	51.889	83.7	47.309	188.7	12:42.927	8	28.834	189.1	52.012	162.1	47.871		2:08.717 Pit
2	28.536	194.9	49.778	166.4	38.327	193.1	1:56.641	9	3:38.221	138.8	55.833	164.6	38.751	190.9	5:12.805
3	28.534	196.3	49.161	166.4	38.416	190.9	1:56.111	10	28.552	194.5	49.178	164.3	38.306	190.1	1:56.036
4	28.754	194.5	49.973	165.1	57.370		2:16.097 Pit	11	28.579	193.5	49.107	164.8	38.625	186.6	1:56.311
5	4:40.574	167.7	54.234	95.7	41.962	189.4	6:16.770	12	32.071	155.1	59.482	137.5	54.850		2:26.403 Pit
6	28.590	194.2	49.107	165.6	38.292	188.7	1:55.989								
7	28.591	194.5	49.046	165.6	38.140	189.4	1:55.777								

27 LADYGIN						RUS		Lada 110				I			
1	12:30.593	182.7	54.393	159.7	40.340	185.2	14:05.326	8	29.444	190.4	50.757	160.0	39.754	184.6	1:59.955
2	29.814	187.1	52.081	160.2	39.693	183.2	2:01.588	9	29.228	190.1	50.911	161.4	39.770	178.7	1:59.909
3	29.634	189.1	51.443	161.4	39.289	183.9	2:00.366	10	31.082	148.9	56.470	161.4	39.700	183.2	2:07.252
4	30.924	173.9	54.564	159.7	50.643		2:16.131 Pit	11	29.462	190.4	50.892	161.4	41.045	186.6	2:01.399
5	3:26.597	189.1	51.913	139.8	41.534	185.9	5:00.044	12	29.349	190.4	51.065	160.9	49.963		2:10.377 Pit
6	28.970	191.4	50.732	162.6	39.172	184.6	1:58.874								
7	29.181	190.8	50.820	161.6	39.146	185.9	1:59.147								

28 SHAPOVALOV						RUS		Lada 110				I			
1	12:47.848	177.9	54.359	161.4	39.748	186.6	14:21.955	6	32.738	178.2	52.275	161.9	49.440		2:14.453 Pit
2	29.704	189.1	54.273	162.1	46.067		2:10.044 Pit	7	2:51.074	180.9	55.429	156.2	41.534	186.6	4:28.037
3	2:58.465	178.2	52.981	161.1	39.595	186.6	4:31.041	8	29.709	188.8	50.971	163.8	38.968	186.6	1:59.648
4	32.186	164.6	52.898	161.1	39.349	187.3	2:04.433	9	32.983	156.5	57.042	145.3	54.775		2:24.800 Pit
5	29.559	189.8	51.175	162.4	38.900	185.2	1:59.634								

29 LAGEN						NED		Lada 110				I			
1	12:46.251	186.2	53.016	162.8	39.641	186.6	14:18.908	5	3:58.816	129.4	59.252	157.8	39.989	188.0	5:38.057
2	29.282	193.2	51.115	160.9	39.002	188.0	1:59.399	6	29.099	192.5	58.454		1:12.462		2:40.015 Pit
3	29.227	189.8	58.770	139.5	52.766		2:20.763 Pit								
4	5:58.775	177.6	52.531	163.6	49.836		7:41.142 Pit								

31 HERNANDEZ						ESP		BMW 320si				I			
1	11:03.025	194.5	51.970	88.9	46.842	190.1	12:41.837	7	28.592	193.8	49.243	164.3	38.139	190.1	1:55.974
2	28.711	196.0	50.077	164.8	38.465	193.1	1:57.253	8	28.702	194.5	49.333	164.1	45.536		2:03.571 Pit
3	28.614	196.0	49.083	166.6	38.466	191.6	1:56.163	9	5:13.019	184.3	53.582	140.6	42.590	189.4	6:49.191
4	28.860	192.8	50.786	166.1	59.376		2:19.022 Pit	10	28.671	193.8	48.862	164.3	38.086	190.9	1:55.619
5	4:38.378	165.6	53.853	122.1	38.936	189.4	6:11.167	11	28.680	193.5	49.229	161.6	51.429		2:09.338 Pit
6	28.712	193.5	49.051	163.8	38.277	188.7	1:56.040								



Weather/Track: Bright 19° / Dry 38°

Circuit Length - 4.909 kilometres  
Enzo e Dino Ferrari  
Imola, Italy

Printed at 15:36, Saturday, 20 September, 2008

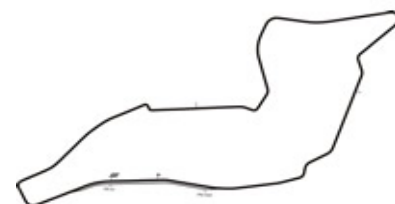
© MST Systems Ltd, 2005 (www.mstworld.com)

Page 4



# 2008 FIA World Touring Car Championship Qualifying - Sector Analysis Report

Lap	S1 Time	S1 Spd	S2 Time	S2 Spd	S3 Time	S3 Spd	Lap Time	Pit	Lap	S1 Time	S1 Spd	S2 Time	S2 Spd	S3 Time	S3 Spd	Lap Time	Pit
<b>42 ENGSTLER GER BMW 320si I</b>																	
1	11:07.746	189.4	51.132	152.1	46.710	185.2	12:45.588		7	28.500	196.3	49.423	163.8	38.468	190.1	1:56.391	
2	28.908	194.9	50.770	165.1	38.691	190.1	1:58.369		8	28.902	192.8	56.665	165.1	38.719	190.9	2:04.286	
3	28.602	195.6	49.503	166.4	38.408	192.3	1:56.513		9	31.345	156.7	52.503	139.3	41.058	193.8	2:04.906	
4	28.604	196.3	49.938	165.1	38.540	190.9	1:57.082		10	28.244	198.8	49.174	166.4	38.582	194.5	1:56.000	
5	32.349	156.5	58.497	112.0	54.392		2:25.238	Pit	11	28.332	196.0	49.329	165.3	50.225		2:07.886	Pit
6	7:06.851	190.8	50.520	163.3	38.363	190.9	8:35.734										
<b>43 ROMANOV RUS BMW 320si I</b>																	
1	11:08.744	192.5	50.916	158.3	46.172	184.6	12:45.832		8	29.070	194.2	50.357	163.6	39.148	189.4	1:58.575	
2	29.464	193.2	50.749	165.3	38.775	192.3	1:58.988		9	29.128	196.7	50.381	164.6	38.782	189.4	1:58.291	
3	28.816	197.0	50.094	165.8	39.115	190.9	1:58.025		10	37.392		57.346	124.4	41.983	190.1	2:16.721	
4	29.453	193.8	50.125	165.1	38.832	190.9	1:58.410		11	28.776	194.9	49.856	164.1	38.658	193.1	1:57.290	
5	31.010	155.8	56.789	119.6	56.368		2:24.167	Pit	12	30.818	179.7	54.671	163.3	52.460		2:17.949	Pit
6	7:05.090	193.5	50.301	163.8	39.179	191.6	8:34.570										
7	28.683	195.6	50.387	162.6	39.665	190.1	1:58.735										
<b>45 TANEV BUL BMW 320si I</b>																	
1	11:09.496	192.8	51.259	162.8	46.878	190.9	12:47.633		8	29.686	193.8	54.765	97.2	51.902		2:16.353	Pit
2	29.698	188.8	51.049	164.1	39.598	191.6	2:00.345		9	3:13.853	192.5	52.289	162.6	39.977	190.9	4:46.119	
3	29.575	193.8	51.478	163.3	39.187	190.1	2:00.240		10	29.206	192.8	50.457	164.3	39.286	190.1	1:58.949	
4	29.824	191.4	51.080	164.1	39.489	188.7	2:00.393		11	29.613	194.2	51.294	165.3	39.353	190.1	2:00.260	
5	29.625	191.8	50.605	162.8	38.987	190.9	1:59.217		12	29.911	190.4	55.415	158.1	51.430		2:16.756	Pit
6	34.685	151.4	56.773	160.0	40.693	188.7	2:12.151										
7	29.207	192.1	51.530	163.3	39.298	189.4	2:00.035										

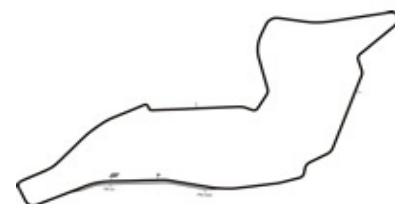


Weather/Track: Bright 19° / Dry 38°

Circuit Length - 4.909 kilometres  
Enzo e Dino Ferrari  
Imola, Italy

## 2008 FIA World Touring Car Championship Qualifying - Best Sector Speeds Report

SECTOR 1				SECTOR 2				SECTOR 3				
POS	NO	NAME	SPEED	LAP	NO	NAME	SPEED	LAP	NO	NAME	SPEED	LAP
1	10	RYDELL	201.1	9	10	RYDELL	169.8	9	10	RYDELL	196.8	8
2	7	HUFF	200.0	9	18	MONTEIRO	169.5	5	12	MULLER	196.1	8
3	9	GENE	200.0	7	15	THOMPSON	169.2	6	8	MENU	195.3	2
4	18	MONTEIRO	200.0	5	6	LARINI	168.7	6	9	GENE	195.3	6
5	15	THOMPSON	199.6	7	11	TARQUINI	168.4	10	11	TARQUINI	195.3	9
6	11	TARQUINI	199.2	9	12	MULLER	168.4	2	18	MONTEIRO	195.3	5
7	12	MULLER	199.2	9	7	HUFF	168.2	6	1	PRIAULX	194.5	8
8	42	ENGSTLER	198.8	10	2	MULLER	167.9	10	15	THOMPSON	194.5	9
9	8	MENU	198.5	9	8	MENU	167.7	6	23	CORTHALS	194.5	1
10	23	CORTHALS	198.5	3	9	GENE	167.4	7	42	ENGSTLER	194.5	10
11	3	FARFUS	198.1	7	3	FARFUS	166.6	7	2	MULLER	193.8	1
12	6	LARINI	198.1	6	23	CORTHALS	166.6	2	4	ZANARDI	193.8	11
13	2	MULLER	197.8	3	31	HERNANDEZ	166.6	3	3	FARFUS	193.1	6
14	1	PRIAULX	197.4	9	26	D'ASTE	166.4	2	6	LARINI	193.1	8
15	4	ZANARDI	197.4	9	42	ENGSTLER	166.4	3	7	HUFF	193.1	8
16	5	PORTEIRO	197.0	8	1	PRIAULX	166.1	3	26	D'ASTE	193.1	2
17	43	ROMANOV	197.0	3	4	ZANARDI	165.8	9	31	HERNANDEZ	193.1	2
18	26	D'ASTE	196.3	3	43	ROMANOV	165.8	3	43	ROMANOV	193.1	11
19	31	HERNANDEZ	196.0	2	20	CORONEL	165.3	9	20	CORONEL	192.3	5
20	20	CORONEL	194.2	1	45	TANEV	165.3	11	45	TANEV	191.6	2
21	45	TANEV	194.2	11	5	PORTEIRO	164.3	9	5	PORTEIRO	190.9	7
22	13	OKYAY	193.2	12	13	OKYAY	163.8	3	13	OKYAY	190.9	12
23	29	LAGEN	193.2	2	28	SHAPOVALOV	163.8	8	29	LAGEN	188.0	2
24	27	LADYGIN	191.4	6	29	LAGEN	163.6	4	28	SHAPOVALOV	187.3	4
25	28	SHAPOVALOV	189.8	5	27	LADYGIN	162.6	6	27	LADYGIN	186.6	11



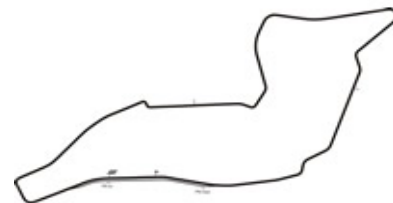
Weather/Track: Bright 19° / Dry 38°

Circuit Length - 4.909 kilometres  
Enzo e Dino Ferrari  
Imola, Italy

## 2008 FIA World Touring Car Championship Qualifying - Best Sector Times Report

POS	NO	SECTOR 1		SECTOR 2		SECTOR 3		IDEAL/BEST LAP COMPARISON							
		TIME	LAP	NO	TIME	LAP	NO	TIME	LAP	NO	NAME	IDEAL	BEST	LAP	DIFF
1	12	27.808	9	10	48.689	9	15	37.831	6	15	THOMPSON	1:54.689	1:54.954	6	+ 0.265
2	18	27.846	6	3	48.827	10	8	37.878	6	8	MENU	1:54.701	1:54.862	6	+ 0.161
3	11	27.854	9	6	48.862	6	12	37.972	9	10	RYDELL	1:54.761	1:54.761	9	+ 0.000
4	10	27.885	9	31	48.862	10	2	37.982	5	12	MULLER	1:54.828	1:54.828	9	+ 0.000
5	15	27.898	10	2	48.865	10	7	38.067	6	7	HUFF	1:54.901	1:54.901	6	+ 0.000
6	7	27.916	6	8	48.866	6	5	38.078	6	11	TARQUINI	1:54.973	1:55.046	10	+ 0.073
7	8	27.957	9	11	48.893	10	31	38.086	10	2	MULLER	1:55.071	1:55.226	10	+ 0.155
8	6	28.018	9	7	48.918	6	4	38.108	6	6	LARINI	1:55.103	1:55.213	6	+ 0.110
9	3	28.069	7	15	48.960	10	26	38.140	7	3	FARFUS	1:55.147	1:55.287	10	+ 0.140
10	9	28.109	7	26	49.046	7	1	38.147	9	18	MONTEIRO	1:55.371	1:55.486	10	+ 0.115
11	4	28.166	9	12	49.048	9	10	38.187	9	4	ZANARDI	1:55.377	1:55.591	9	+ 0.214
12	2	28.224	3	1	49.069	9	23	38.214	7	1	PRIAULX	1:55.446	1:55.446	9	+ 0.000
13	1	28.230	9	5	49.076	6	6	38.223	3	5	PORTEIRO	1:55.505	1:55.656	6	+ 0.151
14	42	28.244	10	23	49.098	10	11	38.226	10	31	HERNANDEZ	1:55.540	1:55.619	10	+ 0.079
15	23	28.274	10	4	49.103	9	18	38.245	10	23	CORTHALS	1:55.586	1:55.679	7	+ 0.093
16	5	28.351	8	42	49.174	10	3	38.251	3	9	GENE	1:55.604	1:55.604	7	+ 0.000
17	26	28.534	3	20	49.189	6	9	38.272	7	26	D'ASTE	1:55.720	1:55.777	7	+ 0.057
18	31	28.592	7	9	49.223	7	42	38.363	6	42	ENGSTLER	1:55.781	1:56.000	10	+ 0.219
19	20	28.616	3	18	49.280	5	20	38.454	6	20	CORONEL	1:56.259	1:56.321	6	+ 0.062
20	43	28.683	7	43	49.856	11	43	38.658	11	43	ROMANOV	1:57.197	1:57.290	11	+ 0.093
21	13	28.963	8	13	50.231	12	13	38.686	12	13	OKYAY	1:57.880	1:57.974	12	+ 0.094
22	27	28.970	6	45	50.457	10	28	38.900	5	45	TANEV	1:58.650	1:58.949	10	+ 0.299
23	29	29.099	6	27	50.732	6	45	38.987	5	27	LADYGIN	1:58.848	1:58.874	6	+ 0.026
24	45	29.206	10	28	50.971	8	29	39.002	2	29	LAGEN	1:59.216	1:59.399	2	+ 0.183
25	28	29.559	5	29	51.115	2	27	39.146	7	28	SHAPOVALO	1:59.430	1:59.634	5	+ 0.204

'Perfect Lap' - 1:54.328



Weather/Track: Bright 19°/Dry 38°

Circuit Length - 4.909 kilometres  
Enzo e Dino Ferrari  
Imola, Italy

## 2008 FIA World Touring Car Championship WARM UP

POS	NO	CL	DRIVER	NAT	CAR	TIME	LAPS	GAP	KPH
1	15		James THOMPSON	GBR	Honda Accord Euro R	1:55.363	9		153.18
2	12		Yvan MULLER	FRA	SEAT Leon TDI	1:56.080	8	0.717	152.24
3	10		Rickard RYDELL	SWE	SEAT Leon TDI	1:56.084	9	0.721	152.23
4	2		Jorg MULLER	GER	BMW 320si	1:56.086	9	0.723	152.23
5	18		Tiago MONTEIRO	POR	SEAT Leon TDI	1:56.162	9	0.799	152.13
6	3		Augusto FARFUS	BRA	BMW 320si	1:56.288	8	0.925	151.97
7	4		Alessandro ZANARDI	ITA	BMW 320si	1:56.387	8	1.024	151.84
8	7		Robert HUFF	GBR	Chevrolet Lacetti	1:56.439	9	1.076	151.77
9	11		Gabriele TARQUINI	ITA	SEAT Leon TDI	1:56.493	9	1.130	151.70
10	1		Andy PRIAULX	GBR	BMW 320si	1:56.552	8	1.189	151.62
11	31	I	Sergio HERNANDEZ	ESP	BMW 320si	1:56.559	9	1.196	151.61
12	8		Alain MENU	SUI	Chevrolet Lacetti	1:56.610	8	1.247	151.55
13	5		Felix PORTEIRO	ESP	BMW 320si	1:56.650	9	1.287	151.49
14	23	I	Pierre-Yves CORTHALS	BEL	SEAT Leon	1:56.659	8	1.296	151.48
15	26	I	Stefano D'ASTE	ITA	BMW 320si	1:56.771	9	1.408	151.34
16	6		Nicola LARINI	ITA	Chevrolet Lacetti	1:56.819	8	1.456	151.28
17	42	I	Franz ENGSTLER	GER	BMW 320si	1:57.135	7	1.772	150.87
18	9		Jordi GENE	ESP	SEAT Leon TDI	1:57.138	9	1.775	150.86
19	20		Tom CORONEL	NED	SEAT Leon	1:57.208	7	1.845	150.77
20	29	I	Jaap van LAGEN	NED	Lada 110	1:57.969	7	2.606	149.80
21	43	I	Andrey ROMANOV	RUS	BMW 320si	1:58.342	9	2.979	149.33
22	27	I	Kirill LADYGIN	RUS	Lada 110	1:59.308	5	3.945	148.12
23	28	I	Viktor SHAPOVALOV	RUS	Lada 110	1:59.643	8	4.280	147.70
24	45	I	George TANEV	BUL	BMW 320si	1:59.661	9	4.298	147.68
25	13	I	Ibrahim OKYAY	TUR	BMW 320si	2:03.936	4	8.573	142.59

Weather/Track: Bright 15°/Dry 19°

Imola  
Circuit Length = 4.9090 km.  
Start: 09:00 End: 09:15

Race Director:	Steward:	Timekeeper:
----------------	----------	-------------

# 2008 FIA World Touring Car Championship

## Warm-Up - Sector Analysis Report

Lap S1 Time S1 Spd S2 Time S2 Spd S3 Time S3 Spd Lap Time Pit Lap S1 Time S1 Spd S2 Time S2 Spd S3 Time S3 Spd Lap Time Pit

1 PRIAULX						GBR		BMW 320si							
1	12:27.117	181.8	50.653	164.6	38.850	190.1	13:56.620	6	28.720	195.2	49.718	166.9	38.458	190.9	1:56.896
2	28.878	194.9	49.872	165.8	38.737	190.9	1:57.487	7	28.693	197.4	49.556	167.4	38.303	190.9	1:56.552
3	28.666	195.6	49.552	166.4	42.240	186.6	2:00.458	8	29.256	194.9			1:41.394		2:10.650 Pit
4	28.866	196.0	49.662	167.1	38.579	190.9	1:57.107								
5	28.649	196.0	49.698	167.1	38.824	189.4	1:57.171								

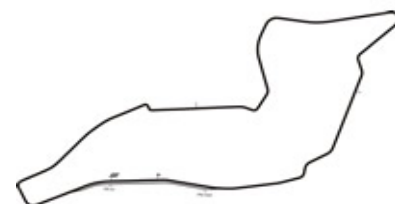
2 MULLER						GER		BMW 320si							
1	10:52.276	181.5	51.597	166.1	39.708	191.6	12:23.581	6	28.424	198.1	49.499	166.6	38.163	190.9	1:56.086
2	29.140	194.2	49.623	166.9	39.058	190.9	1:57.821	7	28.510	197.8	49.621	166.4	38.432	190.9	1:56.563
3	28.699	195.6	49.532	166.6	38.297	189.4	1:56.528	8	28.295	198.1	49.815	164.8	38.254	190.9	1:56.364
4	28.510	197.4	49.501	167.7	38.926	190.1	1:56.937	9	30.548	187.8			1:43.367		2:13.915 Pit
5	28.547	197.8	49.638	165.6	38.596	191.6	1:56.781								

3 FARFUS						BRA		BMW 320si							
1	10:54.125	167.1	54.947	164.8	40.296	190.1	12:29.368	6	28.521	194.9	49.457	165.6	38.369	191.6	1:56.347
2	30.745	163.6	51.278	165.6	38.408	190.9	2:00.431	7	28.363	197.0	49.975	164.1	39.014	191.6	1:57.352
3	28.514	196.7	49.607	165.6	38.740	190.9	1:56.861	8	28.517	193.8	49.805	165.3	45.224		2:03.546 Pit
4	28.485	196.3	50.389	165.1	38.401	190.1	1:57.275								
5	28.414	196.3	49.437	164.3	38.437	190.1	1:56.288								

4 ZANARDI						ITA		BMW 320si							
1	10:54.751	185.5	51.710	165.1	41.408	188.0	12:27.869	6	2:35.559	186.8	52.782	129.9	41.454	188.7	4:09.795
2	28.761	196.3	49.967	165.6	38.383	191.6	1:57.111	7	28.434	197.8	49.687	166.4	38.266	189.4	1:56.387
3	28.778	195.2	49.324	165.6	38.449	188.0	1:56.551	8							2:10.402 Pit
4	28.602	195.6	49.551	165.6	38.749	188.0	1:56.902								
5	28.626	194.9	50.415	164.8	46.508		2:05.549 Pit								

5 PORTEIRO						ESP		BMW 320si							
1	10:55.220	183.6	51.549	164.3	41.609	191.6	12:28.378	6	28.725	175.6	50.272	166.1	38.277	191.6	1:57.274
2	29.113	193.8	49.814	164.6	38.616	190.1	1:57.543	7	28.468	197.0	49.878	163.6	41.891	190.9	2:00.237
3	28.586	196.0	49.544	165.1	39.151	186.6	1:57.281	8	28.364	196.0	49.644	165.6	38.642	187.3	1:56.650
4	28.684	196.0	49.733	164.8	38.676	188.0	1:57.093	9	28.577	194.2			1:41.984		2:10.561 Pit
5	28.508	196.0	49.743	164.8	38.617	188.7	1:56.868								

6 LARINI						ITA		Chevrolet Lacetti							
1	11:07.994	169.0	52.194	165.8	40.192	188.0	12:40.380	6	28.458	197.4	49.684	165.6	39.227	189.4	1:57.369
2	28.958	194.2	49.967	166.4	39.129	188.7	1:58.054	7	28.361	197.0	50.270	161.1	38.885	184.6	1:57.516
3	28.606	196.3	49.591	165.6	38.622	188.0	1:56.819	8	31.926	191.8	50.838	165.6	47.376		2:10.140 Pit
4	28.512	194.9	49.682	166.4	38.715	187.3	1:56.909								
5	28.662	192.8	51.154	166.6	39.091	188.0	1:58.907								



Weather/Track: Bright 15° / Dry 19°

Circuit Length - 4.909 kilometres  
Enzo e Dino Ferrari  
Imola, Italy

Printed at 09:27, Sunday, 21 September, 2008

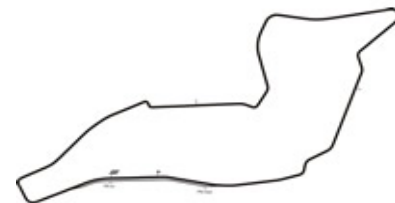
© MST Systems Ltd, 2005 (www.mstworld.com)

Page 1

# 2008 FIA World Touring Car Championship

## Warm-Up - Sector Analysis Report

Lap	S1 Time	S1 Spd	S2 Time	S2 Spd	S3 Time	S3 Spd	Lap Time	Pit	Lap	S1 Time	S1 Spd	S2 Time	S2 Spd	S3 Time	S3 Spd	Lap Time	Pit
<b>7 HUFF GBR Chevrolet Lacetti</b>																	
1	11:02.088	163.1	54.865	161.9	39.564	188.0	12:36.517		6	28.575	196.7	50.047	164.6	38.750	188.7	1:57.372	
2	28.977	194.5	50.042	165.8	38.751	186.6	1:57.770		7	28.515	196.0	49.788	165.8	38.646	188.0	1:56.949	
3	28.615	196.7	49.511	166.1	38.668	188.0	1:56.794		8	28.335	196.7	49.662	165.8	38.736	188.0	1:56.733	
4	28.516	196.7	49.349	166.1	38.574	186.6	1:56.439		9	28.563	191.1			1:59.420		2:27.983	Pit
5	28.514	195.6	49.548	165.3	38.851	188.7	1:56.913										
<b>8 MENU SUI Chevrolet Lacetti</b>																	
1	11:41.575	182.1	58.702	92.2	40.655	186.6	13:20.932		6	28.624	196.3	49.668	166.1	38.318	185.2	1:56.610	
2	29.067	194.2	49.822	166.4	38.673	188.0	1:57.562		7	28.561	196.0	50.079	164.8	38.328	187.3	1:56.968	
3	28.813	194.2	49.489	165.8	38.424	188.7	1:56.726		8	35.641	142.1	55.420	163.6	47.616		2:18.677	Pit
4	28.980	192.5	49.642	165.6	38.657	186.6	1:57.279										
5	29.026	193.2	49.788	164.6	38.452	185.2	1:57.266										
<b>9 GENE ESP SEAT Leon TDI</b>																	
1	10:51.913	175.0	52.925	150.8	41.650	185.9	12:26.488		6	28.593	197.0	49.869	166.6	38.676	193.1	1:57.138	
2	29.612	194.2	51.959	165.1	39.377	192.3	2:00.948		7	28.522	197.4	50.890	167.9	39.118	193.1	1:58.530	
3	29.084	194.2	49.861	165.6	38.817	191.6	1:57.762		8	28.457	195.6	49.999	165.1	39.198	190.9	1:57.654	
4	28.644	196.0	49.739	167.4	38.782	192.3	1:57.165		9	28.654	195.6			1:50.874		2:19.528	Pit
5	28.711	198.5	49.656	168.2	40.322	191.6	1:58.689										
<b>10 RYDELL SWE SEAT Leon TDI</b>																	
1	10:49.804	168.7	54.285	147.5	50.559	78.5	12:34.648		6	28.316	198.8	49.494	168.2	38.274	193.8	1:56.084	
2	36.279	193.5	59.003	99.5	55.042	192.3	2:30.324		7	28.411	197.8	49.560	168.2	38.124	193.8	1:56.095	
3	28.697	197.0	49.606	165.3	39.198	190.9	1:57.501		8	28.249	198.1	49.507	167.9	38.526	193.1	1:56.282	
4	28.520	198.8	49.690	167.9	38.356	192.3	1:56.566		9							2:12.306	Pit
5	28.650	197.4	49.547	167.7	38.379	192.3	1:56.576										
<b>11 TARQUINI ITA SEAT Leon TDI</b>																	
1	10:48.083	180.0	52.878	144.1	40.730	190.1	12:21.691		6	28.586	196.7	49.609	167.7	38.727	192.3	1:56.922	
2	29.038	194.5	49.876	167.1	38.932	190.9	1:57.846		7	28.509	196.0	49.552	165.1	38.432	191.6	1:56.493	
3	28.675	197.0	49.572	166.1	38.530	191.6	1:56.777		8	28.449	196.3	49.941	165.6	38.396	190.9	1:56.786	
4	28.592	197.4	49.717	165.3	38.624	191.6	1:56.933		9	30.037	168.7			1:42.197		2:12.234	Pit
5	28.664	196.0	49.450	165.3	38.715	190.9	1:56.829										
<b>12 MULLER FRA SEAT Leon TDI</b>																	
1	10:48.510	166.6	54.761	157.8	49.499	79.3	12:32.770		6	28.266	197.8	49.778	169.0	38.131	193.1	1:56.175	
2	33.689	194.2	51.286	166.1	46.771	80.5	2:11.746		7	28.128	198.1	49.788	168.2	38.164	193.8	1:56.080	
3	33.390	188.4	52.141	166.4	40.287	193.1	2:05.818		8	28.589	199.2	54.058	144.5	57.132		2:19.779	Pit
4	28.397	196.3	49.570	168.2	38.459	193.1	1:56.426										
5	28.111	198.1	49.734	167.9	38.281	193.1	1:56.126										
<b>13 OKYAY TUR BMW 320si I</b>																	
1	11:09.846	180.0	55.661	157.8	41.658	192.3	12:47.165		4	29.670	193.8	55.156	91.5	1:04.977		2:29.803	Pit
2	32.525	130.7	53.368	163.6	42.401	191.6	2:08.294										
3	30.054	190.1	52.078	164.8	41.804	176.8	2:03.936										



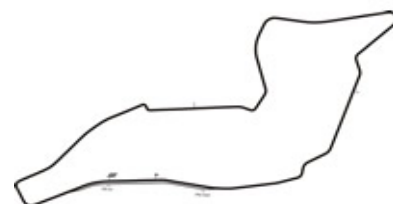
Weather/Track: Bright 15° / Dry 19°

Circuit Length - 4.909 kilometres  
Enzo e Dino Ferrari  
Imola, Italy

# 2008 FIA World Touring Car Championship

## Warm-Up - Sector Analysis Report

Lap	S1 Time	S1 Spd	S2 Time	S2 Spd	S3 Time	S3 Spd	Lap Time	Pit	Lap	S1 Time	S1 Spd	S2 Time	S2 Spd	S3 Time	S3 Spd	Lap Time	Pit
<b>15 THOMPSON</b> GBR Honda Accord Euro R																	
1	11:01.541	166.6	53.765	169.8	39.264	192.3	12:34.570		6	27.878	201.4	49.733	169.8	38.011	194.5	1:55.622	
2	28.538	196.3	49.658	170.8	38.109	193.8	1:56.305		7	27.992	200.3	49.447	170.3	38.155	193.1	1:55.594	
3	28.197	201.4	49.325	171.4	38.774	192.3	1:56.296		8	28.007	200.7	49.660	169.0	38.213	193.1	1:55.880	
4	28.040	200.0	49.405	171.4	37.918	195.3	1:55.363		9	28.209	197.4			1:46.985		2:15.194	Pit
5	28.004	199.6	49.468	171.1	37.939	192.3	1:55.411										
<b>18 MONTEIRO</b> POR SEAT Leon TDI																	
1	10:47.175	167.7	52.965	162.6	39.966	188.7	12:20.106		6	28.798	198.5	50.200	168.4	38.587	193.8	1:57.585	
2	29.282	193.5	50.045	167.1	38.800	190.9	1:58.127		7	28.308	198.8	49.773	167.1	38.568	193.1	1:56.649	
3	28.902	194.5	49.572	166.6	38.923	190.1	1:57.397		8	28.233	198.1	49.607	165.6	38.322	192.3	1:56.162	
4	28.822	195.2	50.060	152.9	39.540	190.9	1:58.422		9	29.760	189.1			1:46.824		2:16.584	Pit
5	28.509	197.4	49.643	166.9	39.196	188.7	1:57.348										
<b>20 CORONEL</b> NED SEAT Leon																	
1	10:59.361	188.4	51.796	160.9	39.128	191.6	12:30.285		5	3:30.398	192.8	50.537	161.4	38.688	190.1	4:59.623	
2	29.427	190.4	50.053	162.8	39.021	192.3	1:58.501		6	28.847	192.8	49.696	163.8	38.665	189.4	1:57.208	
3	28.946	193.8	49.606	164.6	40.228	189.4	1:58.780		7	29.028	194.2	50.042	162.8	45.826		2:04.896	Pit
4	28.686	193.8	50.978	161.9	46.391		2:06.055	Pit									
<b>23 CORTHALS</b> BEL SEAT Leon																	
1	11:02.541	177.9	53.325	166.4	39.259	191.6	12:35.125		6	28.458	198.1	49.973	166.4	38.501	193.1	1:56.932	
2	28.935	196.0	49.980	166.9	38.454	193.1	1:57.369		7	31.314	148.9	54.730	165.1	38.676	192.3	2:04.720	
3	28.549	197.4	49.760	165.6	38.516	191.6	1:56.825		8	31.266	183.0	51.174	166.1	49.348		2:11.788	Pit
4	28.483	198.1	49.788	166.6	38.388	191.6	1:56.659										
5	28.469	197.4	52.259	166.4	38.502	192.3	1:59.230										
<b>26 D'ASTE</b> ITA BMW 320si																	
1	11:02.882	146.9	54.544	161.6	40.130	190.1	12:37.556		6	28.833	194.9	49.763	166.6	38.456	190.9	1:57.052	
2	29.707	176.7	51.139	166.1	40.641	190.1	2:01.487		7	28.677	195.6	49.698	167.1	38.421	190.9	1:56.796	
3	28.813	195.6	49.496	167.7	38.626	189.4	1:56.935		8	28.683	196.7	49.746	166.4	38.689	189.4	1:57.118	
4	28.844	194.5	49.723	166.4	38.429	190.1	1:56.996		9	31.164	175.6			1:46.397		2:17.561	Pit
5	28.575	196.7	49.529	166.6	38.667	189.4	1:56.771										
<b>27 LADYGIN</b> RUS Lada 110																	
1	11:37.807	183.6	51.632	163.1	40.046	183.2	13:09.485		4	29.452	191.1	51.100	164.1	39.273	185.2	1:59.825	
2	30.213	187.8	50.758	163.3	39.402	185.2	2:00.373		5	33.316	118.0	1:02.698	131.7	58.117		2:34.131	Pit
3	29.297	191.8	50.750	163.6	39.261	183.9	1:59.308										
<b>28 SHAPOVALOV</b> RUS Lada 110																	
1	11:47.870	161.9	55.023	161.9	40.202	184.6	13:23.095		6	30.252	191.4	51.387	163.6	39.289	185.9	2:00.928	
2	30.296	187.8	52.082	162.8	39.654	185.9	2:02.032		7	29.464	189.4	51.066	164.1	39.113	185.2	1:59.643	
3	29.978	188.8	51.438	163.6	39.420	184.6	2:00.836		8	33.682	187.8			1:40.897		2:14.579	Pit
4	29.906	188.1	51.366	163.6	39.036	185.2	2:00.308										
5	29.636	189.1	51.130	163.6	39.653	185.9	2:00.419										



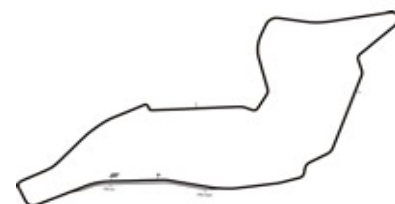
Weather/Track: Bright 15°/Dry 19°

Circuit Length - 4.909 kilometres  
Enzo e Dino Ferrari  
Imola, Italy

# 2008 FIA World Touring Car Championship

## Warm-Up - Sector Analysis Report

Lap	S1 Time	S1 Spd	S2 Time	S2 Spd	S3 Time	S3 Spd	Lap Time	Pit	Lap	S1 Time	S1 Spd	S2 Time	S2 Spd	S3 Time	S3 Spd	Lap Time	Pit
<b>29 LAGEN</b>									<b>NED Lada 110</b>								
1	11:15.515	182.4	53.412	112.5	45.245	186.6	12:54.172		5	28.913	194.5	50.131	165.1	38.925	189.4	1:57.969	
2	29.265	193.5	51.958	149.7	45.670	187.3	2:06.893		6	29.170	193.2	50.066	165.6	38.807	188.7	1:58.043	
3	29.104	193.5	49.913	164.3	58.469		2:17.486	Pit	7	29.373	193.5			1:42.594		2:11.967	Pit
4	3:25.323	187.8	1:02.025	165.8	38.563	190.1	5:05.911										
<b>31 HERNANDEZ</b>									<b>ESP BMW 320si</b>								
1	11:06.154	145.1	58.635	139.1	41.858	188.7	12:46.647		6	28.888	194.9	49.745	165.8	38.304	190.1	1:56.937	
2	31.210	175.0	51.051	164.3	38.902	188.7	2:01.163		7	28.868	190.8	49.824	165.3	38.342	189.4	1:57.034	
3	28.917	194.9	49.324	166.4	38.318	190.9	1:56.559		8	28.781	195.6	49.789	165.8	38.202	189.4	1:56.772	
4	28.835	196.0	49.438	165.8	38.500	189.4	1:56.773		9							2:16.215	Pit
5	28.785	194.2	49.743	165.8	38.453	189.4	1:56.981										
<b>42 ENGSTLER</b>									<b>GER BMW 320si</b>								
1	11:47.929	93.7	57.965	162.8	42.253	149.1	13:28.147		5	28.791	197.4	50.245	166.1	39.360	192.3	1:58.396	
2	33.542	187.1	51.338	165.8	39.041	185.2	2:03.921		6	28.650	196.3	49.932	164.8	38.553	188.7	1:57.135	
3	28.873	196.0	49.942	163.6	39.870	183.9	1:58.685		7	28.720	194.9	50.340	164.3	48.104		2:07.164	Pit
4	29.008	196.0	50.206	165.1	38.797	190.1	1:58.011										
<b>43 ROMANOV</b>									<b>RUS BMW 320si</b>								
1	11:08.708	170.0	55.558	161.9	40.647	186.6	12:44.913		6	29.013	192.8	50.914	165.8	39.238	190.9	1:59.165	
2	29.620	193.2	51.368	166.4	39.470	190.1	2:00.458		7	29.411	196.0	50.883	164.3	39.196	188.7	1:59.490	
3	29.046	196.0	50.276	165.8	39.020	190.1	1:58.342		8	29.241	196.3	50.503	165.6	39.212	187.3	1:58.956	
4	29.633	156.9	50.957	165.6	39.639	190.1	2:00.229		9							2:09.685	Pit
5	29.071	191.4	51.453	133.4	39.955	189.4	2:00.479										
<b>45 TANEV</b>									<b>BUL BMW 320si</b>								
1	11:11.429	181.5	54.245	157.6	42.085	190.1	12:47.759		6	29.472	193.5	51.581	165.8	38.898	189.4	1:59.951	
2	31.274	188.1	51.887	165.6	39.727	188.7	2:02.888		7	29.783	141.1	50.876	162.1	39.885	188.0	2:00.544	
3	29.575	190.4	51.194	166.1	39.757	192.3	2:00.526		8	29.855	193.8	51.964	162.6	39.394	187.3	2:01.213	
4	28.940	193.5	50.853	165.6	39.868	190.9	1:59.661		9							2:09.235	Pit
5	29.292	192.5	51.327	165.8	39.272	190.9	1:59.891										



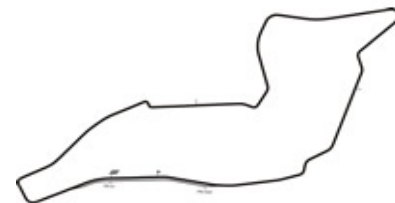
Weather/Track: Bright 15° / Dry 19°

Circuit Length - 4.909 kilometres  
Enzo e Dino Ferrari  
Imola, Italy



## 2008 FIA World Touring Car Championship Warm-Up - Best Sector Speeds Report

SECTOR 1				SECTOR 2				SECTOR 3				
POS	NO	NAME	SPEED	LAP	NO	NAME	SPEED	LAP	NO	NAME	SPEED	LAP
1	15	THOMPSON	201.4	3	15	THOMPSON	171.4	3	15	THOMPSON	195.3	4
2	12	MULLER	199.2	8	12	MULLER	169.0	6	10	RYDELL	193.8	6
3	10	RYDELL	198.8	4	18	MONTEIRO	168.4	6	12	MULLER	193.8	7
4	18	MONTEIRO	198.8	7	9	GENE	168.2	5	18	MONTEIRO	193.8	6
5	9	GENE	198.5	5	10	RYDELL	168.2	6	9	GENE	193.1	6
6	2	MULLER	198.1	6	2	MULLER	167.7	4	23	CORTHALS	193.1	2
7	23	CORTHALS	198.1	4	11	TARQUINI	167.7	6	11	TARQUINI	192.3	6
8	4	ZANARDI	197.8	7	26	D'ASTE	167.7	3	13	OKYAY	192.3	1
9	1	PRIAULX	197.4	7	1	PRIAULX	167.4	7	20	CORONEL	192.3	2
10	6	LARINI	197.4	6	23	CORTHALS	166.9	2	42	ENGSTLER	192.3	5
11	11	TARQUINI	197.4	4	6	LARINI	166.6	5	45	TANEV	192.3	3
12	42	ENGSTLER	197.4	5	4	ZANARDI	166.4	7	2	MULLER	191.6	1
13	3	FARFUS	197.0	7	8	MENU	166.4	2	3	FARFUS	191.6	6
14	5	PORTEIRO	197.0	7	31	HERNANDEZ	166.4	3	4	ZANARDI	191.6	2
15	7	HUFF	196.7	3	43	ROMANOV	166.4	2	5	PORTEIRO	191.6	1
16	26	D'ASTE	196.7	5	5	PORTEIRO	166.1	6	1	PRIAULX	190.9	2
17	8	MENU	196.3	6	7	HUFF	166.1	3	26	D'ASTE	190.9	6
18	43	ROMANOV	196.3	8	42	ENGSTLER	166.1	5	31	HERNANDEZ	190.9	3
19	31	HERNANDEZ	196.0	4	45	TANEV	166.1	3	43	ROMANOV	190.9	6
20	29	LAGEN	194.5	5	29	LAGEN	165.8	4	29	LAGEN	190.1	4
21	20	CORONEL	194.2	7	3	FARFUS	165.6	2	6	LARINI	189.4	6
22	13	OKYAY	193.8	4	13	OKYAY	164.8	3	7	HUFF	188.7	5
23	45	TANEV	193.8	8	20	CORONEL	164.6	3	8	MENU	188.7	3
24	27	LADYGIN	191.8	3	27	LADYGIN	164.1	4	28	SHAPOVALOV	185.9	2
25	28	SHAPOVALOV	191.4	6	28	SHAPOVALOV	164.1	7	27	LADYGIN	185.2	2



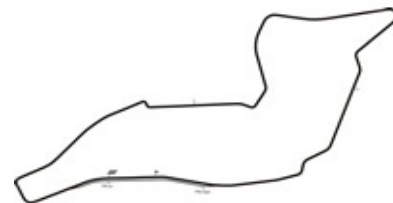
Weather/Track: Bright 15° / Dry 19°

Circuit Length - 4.909 kilometres  
Enzo e Dino Ferrari  
Imola, Italy

## 2008 FIA World Touring Car Championship Warm-Up - Best Sector Times Report

POS	NO	SECTOR 1			SECTOR 2			SECTOR 3			NAME	IDEAL/BEST LAP COMPARISON			
		TIME	LAP	NO	TIME	LAP	NO	TIME	LAP	NO		IDEAL	BEST	LAP	DIFF
1	15	27.878	6	4	49.324	3	15	37.918	4	15	THOMPSON	1:55.121	1:55.363	4	+ 0.242
2	12	28.111	5	31	49.324	3	10	38.124	7	12	MULLER	1:55.812	1:56.080	7	+ 0.268
3	18	28.233	8	15	49.325	3	12	38.131	6	10	RYDELL	1:55.867	1:56.084	6	+ 0.217
4	10	28.249	8	7	49.349	4	2	38.163	6	2	MULLER	1:55.957	1:56.086	6	+ 0.129
5	2	28.295	8	3	49.437	5	31	38.202	8	4	ZANARDI	1:56.024	1:56.387	7	+ 0.363
6	7	28.335	8	11	49.450	5	4	38.266	7	18	MONTEIRO	1:56.127	1:56.162	8	+ 0.035
7	6	28.361	7	8	49.489	3	5	38.277	6	3	FARFUS	1:56.169	1:56.288	5	+ 0.119
8	3	28.363	7	10	49.494	6	1	38.303	7	5	PORTEIRO	1:56.185	1:56.650	8	+ 0.465
9	5	28.364	8	26	49.496	3	8	38.318	6	7	HUFF	1:56.258	1:56.439	4	+ 0.181
10	4	28.434	7	2	49.499	6	18	38.322	8	11	TARQUINI	1:56.295	1:56.493	7	+ 0.198
11	11	28.449	8	5	49.544	3	3	38.369	6	31	HERNANDEZ	1:56.307	1:56.559	3	+ 0.252
12	9	28.457	8	1	49.552	3	23	38.388	4	8	MENU	1:56.368	1:56.610	6	+ 0.242
13	23	28.458	6	12	49.570	4	11	38.396	8	26	D'ASTE	1:56.492	1:56.771	5	+ 0.279
14	8	28.561	7	18	49.572	3	26	38.421	7	1	PRIAULX	1:56.504	1:56.552	7	+ 0.048
15	26	28.575	5	6	49.591	3	42	38.553	6	6	LARINI	1:56.574	1:56.819	3	+ 0.245
16	1	28.649	5	20	49.606	3	29	38.563	4	23	CORTHALS	1:56.606	1:56.659	4	+ 0.053
17	42	28.650	6	9	49.656	5	7	38.574	4	9	GENE	1:56.789	1:57.138	6	+ 0.349
18	20	28.686	4	23	49.760	3	6	38.622	3	20	CORONEL	1:56.957	1:57.208	6	+ 0.251
19	31	28.781	8	29	49.913	3	20	38.665	6	42	ENGSTLER	1:57.135	1:57.135	6	+ 0.000
20	29	28.913	5	42	49.932	6	9	38.676	6	29	LAGEN	1:57.389	1:57.969	5	+ 0.580
21	45	28.940	4	43	50.276	3	45	38.898	6	43	ROMANOV	1:58.309	1:58.342	3	+ 0.033
22	43	29.013	6	27	50.750	3	43	39.020	3	45	TANEV	1:58.691	1:59.661	4	+ 0.970
23	27	29.297	3	45	50.853	4	28	39.036	4	27	LADYGIN	1:59.308	1:59.308	3	+ 0.000
24	28	29.464	7	28	51.066	7	27	39.261	3	28	SHAPOVALO	1:59.566	1:59.643	7	+ 0.077
25	13	29.670	4	13	52.078	3	13	41.658	1	13	OKYAY	2:03.406	2:03.936	3	+ 0.530

'Perfect Lap' - 1:55.120



Weather/Track: Bright 15° /Dry 19°


Circuit Length - 4.909 kilometres  
Enzo e Dino Ferrari  
Imola, Italy

# 2008 FIA World Touring Car Championship

## GRID FOR RACE 1

ROW 13		28	SHAPOVALOV	
ROW 12	29	LAGEN	45	TANEV
ROW 11	27	LADYGIN	13	OKYAY
ROW 10	43	ROMANOV	20	CORONEL
ROW 9	42	ENGSTLER	26	D'ASTE
ROW 8	23	CORTHALS	5	PORTEIRO
ROW 7	31	HERNANDEZ	9	GENE
ROW 6	4	ZANARDI	18	MONTEIRO
ROW 5	1	PRIAULX	3	FARFUS
ROW 4	2	MULLER	6	LARINI
ROW 3	11	TARQUINI	15	THOMPSON
ROW 2	7	HUFF	8	MENU
ROW 1	12	MULLER	10	RYDELL

**POLE**



Imola  
Circuit Length = 4.9090 km.

Race Director:	Steward:	Timekeeper:
----------------	----------	-------------

## 2008 FIA World Touring Car Championship RACE 1 - PROVISIONAL CLASSIFICATION

POS	NO	CL	DRIVER	NAT	CAR	TIME	LAPS	GAP	KPH	BEST
1	12		Yvan MULLER	FRA	SEAT Leon TDI	21:24.523	11		150.69	1:56.169
2	10		Rickard RYDELL	SWE	SEAT Leon TDI	21:24.934	11	0.411	150.64	1:56.131
3	15		James THOMPSON	GBR	Honda Accord Euro R	21:25.296	11	0.773	150.60	1:55.388
4	7		Robert HUFF	GBR	Chevrolet Lacetti	21:25.899	11	1.376	150.53	1:56.176
5	11		Gabriele TARQUINI	ITA	SEAT Leon TDI	21:26.609	11	2.086	150.45	1:56.107
6	6		Nicola LARINI	ITA	Chevrolet Lacetti	21:27.570	11	3.047	150.33	1:55.688
7	3		Augusto FARFUS	BRA	BMW 320si	21:27.887	11	3.364	150.30	1:55.856
8	2		Jorg MULLER	GER	BMW 320si	21:28.429	11	3.906	150.23	1:55.914
9	31	I	Sergio HERNANDEZ	ESP	BMW 320si	21:30.778	11	6.255	149.96	1:56.126
10	5		Felix PORTEIRO	ESP	BMW 320si	21:32.068	11	7.545	149.81	1:56.191
11	1		Andy PRIAULX	GBR	BMW 320si	21:32.934	11	8.411	149.71	1:55.898
12	4		Alessandro ZANARDI	ITA	BMW 320si	21:38.879	11	14.356	149.03	1:56.068
13	18		Tiago MONTEIRO	POR	SEAT Leon TDI	21:39.266	11	14.743	148.98	1:55.962
14	23	I	Pierre-Yves CORTHALS	BEL	SEAT Leon	21:39.343	11	14.820	148.97	1:56.769
15	20		Tom CORONEL	NED	SEAT Leon	21:39.878	11	15.355	148.91	1:56.310
16	42	I	Franz ENGSTLER	GER	BMW 320si	21:40.327	11	15.804	148.86	1:56.602
17	9		Jordi GENE	ESP	SEAT Leon TDI	21:46.695	11	22.172	148.13	1:57.379
18	26	I	Stefano D'ASTE	ITA	BMW 320si	21:46.937	11	22.414	148.11	1:57.529
19	29	I	Jaap van LAGEN	NED	Lada 110	21:47.271	11	22.748	148.07	1:57.258
20	43	I	Andrey ROMANOV	RUS	BMW 320si	21:53.987	11	29.464	147.31	1:57.121
21	45	I	George TANEV	BUL	BMW 320si	22:06.040	11	41.517	145.97	1:58.460

### NOT CLASSIFIED

8			Alain MENU	SUI	Chevrolet Lacetti	11:42.382	6	D.N.F.	149.79	1:56.036
28	I		Viktor SHAPOVALOV	RUS	Lada 110	8:28.996	4	D.N.F.	137.26	1:58.883
13	I		Ibrahim OKYAY	TUR	BMW 320si	6:11.334	3	D.N.F.	140.55	2:00.145
27	I		Kirill LADYGIN	RUS	Lada 110	6:32.542	3	D.N.F.	132.96	2:01.180

### FASTEST LAP

15			James THOMPSON		Honda Accord Euro R	1:55.388	3	153.15kph	95.16mph
31	I		Sergio HERNANDEZ		BMW 320si	1:56.126	5	152.18kph	94.56mph

Subject to Technical Scrutineering.  
Weather/Track: Cloud 17°/Dry 21°

Imola  
Circuit Length = 4.9090 km.  
Start: 12:18 End: 12:39

Race Director:	Steward:	Timekeeper:
----------------	----------	-------------

## 2008 FIA World Touring Car Championship

### RACE 1 RESULT

POS	NO	CL	DRIVER	NAT	CAR	TIME	LAPS	GAP	KPH	BEST
1	12		Yvan MULLER	FRA	SEAT Leon TDI	21:24.523	11		150.69	1:56.169
2	10		Rickard RYDELL	SWE	SEAT Leon TDI	21:24.934	11	0.411	150.64	1:56.131
3	15		James THOMPSON	GBR	Honda Accord Euro R	21:25.296	11	0.773	150.60	1:55.388
4	7		Robert HUFF	GBR	Chevrolet Lacetti	21:25.899	11	1.376	150.53	1:56.176
5	11		Gabriele TARQUINI	ITA	SEAT Leon TDI	21:26.609	11	2.086	150.45	1:56.107
6	6		Nicola LARINI	ITA	Chevrolet Lacetti	21:27.570	11	3.047	150.33	1:55.688
7	3		Augusto FARFUS	BRA	BMW 320si	21:27.887	11	3.364	150.30	1:55.856
8	2		Jorg MULLER	GER	BMW 320si	21:28.429	11	3.906	150.23	1:55.914
9	31	I	Sergio HERNANDEZ	ESP	BMW 320si	21:30.778	11	6.255	149.96	1:56.126
10	5		Felix PORTEIRO	ESP	BMW 320si	21:32.068	11	7.545	149.81	1:56.191
11	1		Andy PRIAULX	GBR	BMW 320si	21:32.934	11	8.411	149.71	1:55.898
12	4		Alessandro ZANARDI	ITA	BMW 320si	21:38.879	11	14.356	149.03	1:56.068
13	18		Tiago MONTEIRO	POR	SEAT Leon TDI	21:39.266	11	14.743	148.98	1:55.962
14	23	I	Pierre-Yves CORTHALS	BEL	SEAT Leon	21:39.343	11	14.820	148.97	1:56.769
15	20		Tom CORONEL	NED	SEAT Leon	21:39.878	11	15.355	148.91	1:56.310
16	42	I	Franz ENGSTLER	GER	BMW 320si	21:40.327	11	15.804	148.86	1:56.602
17	9		Jordi GENE	ESP	SEAT Leon TDI	21:46.695	11	22.172	148.13	1:57.379
18	26	I	Stefano D'ASTE	ITA	BMW 320si	21:46.937	11	22.414	148.11	1:57.529
19	29	I	Jaap van LAGEN	NED	Lada 110	21:47.271	11	22.748	148.07	1:57.258
20	43	I	Andrey ROMANOV	RUS	BMW 320si	21:53.987	11	29.464	147.31	1:57.121
21	45	I	George TANEV	BUL	BMW 320si	22:06.040	11	41.517	145.97	1:58.460

#### NOT CLASSIFIED

8			Alain MENU	SUI	Chevrolet Lacetti	11:42.382	6	D.N.F.	149.79	1:56.036
28	I		Viktor SHAPOVALOV	RUS	Lada 110	8:28.996	4	D.N.F.	137.26	1:58.883
13	I		Ibrahim OKYAY	TUR	BMW 320si	6:11.334	3	D.N.F.	140.55	2:00.145
27	I		Kirill LADYGIN	RUS	Lada 110	6:32.542	3	D.N.F.	132.96	2:01.180

#### FASTEST LAP

15			James THOMPSON		Honda Accord Euro R	1:55.388	3	153.15kph	95.16mph	
31	I		Sergio HERNANDEZ		BMW 320si	1:56.126	5	152.18kph	94.56mph	

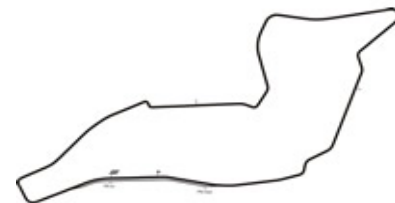
Imola  
Circuit Length = 4.9090 km.  
Start: 12:18 End: 12:39

Steward:	Steward:	Steward:
----------	----------	----------

# 2008 FIA World Touring Car Championship

## Race 1 - Sector Analysis Report

Lap	S1 Time	S1 Spd	S2 Time	S2 Spd	S3 Time	S3 Spd	Lap Time	Pit	Lap	S1 Time	S1 Spd	S2 Time	S2 Spd	S3 Time	S3 Spd	Lap Time	Pit
<b>1 PRIAULX GBR BMW 320si</b>																	
1	34.280	189.1	52.328	165.3	40.141	188.0	2:06.749		7	28.478	196.7	49.732	165.3	38.144	192.3	1:56.354	
2	28.883	194.2	49.749	165.8	38.685	194.5	1:57.317		8	28.494	197.0	49.651	164.1	38.721	191.6	1:56.866	
3	28.445	198.1	50.451	163.8	38.746	190.9	1:57.642		9	28.488	196.0	49.620	166.4	38.267	192.3	1:56.375	
4	28.386	196.3	49.630	164.1	38.508	191.6	1:56.524		10	28.347	197.0	49.611	166.4	38.276	192.3	1:56.234	
5	28.395	195.6	49.613	166.1	38.172	193.1	1:56.180		11	28.338	198.1	49.836	166.1	38.621	192.3	1:56.795	
6	28.315	197.0	49.424	166.1	38.159	192.3	1:55.898										
<b>2 MULLER GER BMW 320si</b>																	
1	33.173	191.1	51.851	165.6	38.536	193.8	2:03.560		7	28.557	196.7	50.008	166.6	38.642	193.1	1:57.207	
2	28.527	195.6	49.683	166.4	38.233	194.5	1:56.443		8	28.384	198.1	49.692	166.1	38.410	195.3	1:56.486	
3	28.135	198.5	49.474	166.4	38.305	193.1	1:55.914		9	28.210	198.1	50.010	165.8	38.401	193.1	1:56.621	
4	28.157	198.5	49.469	166.6	38.290	193.1	1:55.916		10	28.194	197.8	49.962	166.1	38.424	193.1	1:56.580	
5	28.057	199.2	49.842	166.1	38.341	193.1	1:56.240		11	27.972	199.2	50.378	165.3	38.742	191.6	1:57.092	
6	28.182	198.8	49.897	165.8	38.291	193.1	1:56.370										
<b>3 FARFUS BRA BMW 320si</b>																	
1	32.960	189.4	51.128	164.8	39.085	190.9	2:03.173		7	28.425	198.5	50.167	166.4	38.572	192.3	1:57.164	
2	28.389	197.0	49.489	165.6	38.510	191.6	1:56.388		8	28.143	198.5	49.852	166.4	38.563	193.1	1:56.558	
3	28.193	197.8	49.447	166.4	38.216	192.3	1:55.856		9	28.027	198.5	49.799	166.1	38.542	193.8	1:56.368	
4	28.116	198.1	49.515	166.4	38.414	192.3	1:56.045		10	28.145	198.1	49.900	166.6	38.632	192.3	1:56.677	
5	28.074	198.8	49.771	165.1	38.452	193.1	1:56.297		11	28.083	198.5	50.262	165.8	38.612	191.6	1:56.957	
6	28.199	198.1	49.617	166.1	38.588	193.1	1:56.404										
<b>4 ZANARDI ITA BMW 320si</b>																	
1	33.626	193.2	51.975	165.6	39.065	193.1	2:04.666		7	28.273	197.8	49.857	165.8	38.553	192.3	1:56.683	
2	28.393	198.1	49.605	166.1	38.506	192.3	1:56.504		8	28.202	198.8	50.022	165.6	38.544	194.5	1:56.768	
3	28.275	198.1	49.680	167.1	38.240	191.6	1:56.195		9	28.277	198.1	50.086	163.6	38.566	193.1	1:56.929	
4	28.237	197.4	49.645	166.6	38.311	191.6	1:56.193		10	28.060	198.5	53.509	160.2	40.179	184.6	2:01.748	
5	28.229	197.4	49.641	165.8	38.198	193.1	1:56.068		11	29.689	189.1	51.565	162.4	39.648	187.3	2:00.902	
6	28.225	198.5	49.763	165.6	38.235	190.9	1:56.223										
<b>5 PORTEIRO ESP BMW 320si</b>																	
1	34.050	188.8	52.300	164.8	38.891	192.3	2:05.241		7	28.417	197.4	49.746	164.8	38.434	190.1	1:56.597	
2	28.606	196.7	49.767	164.3	38.309	191.6	1:56.682		8	28.426	197.0	49.820	164.6	38.346	190.1	1:56.592	
3	28.331	198.1	49.727	164.3	38.358	190.1	1:56.416		9	28.442	196.3	49.715	165.3	38.662	190.9	1:56.819	
4	28.416	196.3	49.633	164.1	38.190	192.3	1:56.239		10	28.160	198.1	50.749	164.1	38.796	188.7	1:57.705	
5	28.245	198.5	49.717	164.1	38.473	191.6	1:56.435		11	28.363	196.3	50.181	164.8	38.607	188.7	1:57.151	
6	28.336	197.0	49.676	164.8	38.179	190.1	1:56.191										



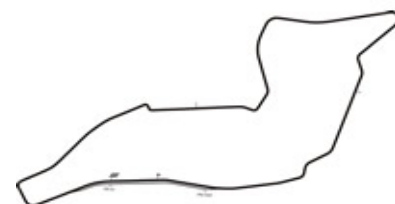
Weather/Track: Cloud 17° / Dry 21°

Circuit Length - 4.909 kilometres  
Enzo e Dino Ferrari  
Imola, Italy

# 2008 FIA World Touring Car Championship

## Race 1 - Sector Analysis Report

Lap	S1 Time	S1 Spd	S2 Time	S2 Spd	S3 Time	S3 Spd	Lap Time	Pit	Lap	S1 Time	S1 Spd	S2 Time	S2 Spd	S3 Time	S3 Spd	Lap Time	Pit
<b>6 LARINI ITA Chevrolet Lacetti</b>																	
1	32.454	189.8	50.845	167.9	38.756	193.8	2:02.055		7	28.353	199.6	50.169	169.5	38.591	193.1	1:57.113	
2	28.234	198.1	49.670	168.7	39.093	194.5	1:56.997		8	28.052	200.0	49.900	167.9	38.499	193.1	1:56.451	
3	27.950	199.6	49.584	169.5	38.154	194.5	1:55.688		9	27.911	200.3	50.006	166.9	38.687	193.8	1:56.604	
4	28.016	201.4	49.896	167.9	38.399	194.5	1:56.311		10	27.928	199.6	49.858	169.2	38.742	193.1	1:56.528	
5	27.957	200.0	49.688	169.5	38.576	194.5	1:56.221		11	28.001	199.6	50.303	169.0	38.670	192.3	1:56.974	
6	28.060	200.3	49.924	167.9	38.644	193.1	1:56.628										
<b>7 HUFF GBR Chevrolet Lacetti</b>																	
1	31.919	195.2	49.916	166.1	38.485	193.1	2:00.320		7	28.151	198.8	49.761	167.4	38.371	191.6	1:56.283	
2	28.335	198.5	49.735	167.9	38.444	192.3	1:56.514		8	28.488	199.6	49.784	167.1	38.471	191.6	1:56.743	
3	28.173	199.6	49.666	167.7	38.415	193.1	1:56.254		9	28.061	201.1	49.858	168.7	38.566	193.1	1:56.485	
4	28.085	201.1	49.673	167.9	38.418	193.8	1:56.176		10	28.185	200.7	49.998	166.1	39.547	190.1	1:57.730	
5	28.005	200.3	49.731	167.7	38.513	192.3	1:56.249		11	28.103	200.0	50.038	167.1	38.471	191.6	1:56.612	
6	28.161	199.2	49.841	165.6	38.531	192.3	1:56.533										
<b>8 MENU SUI Chevrolet Lacetti</b>																	
1	32.323	188.4	50.059	167.7	38.324	195.3	2:00.706		5	27.983	199.6	49.826	167.1	38.540	196.1	1:56.349	
2	28.280	200.0	49.816	166.4	38.474	195.3	1:56.570		6	28.456	199.2	49.472	167.4	38.565	196.8	1:56.493	
3	28.072	200.3	49.620	167.7	38.344	197.6	1:56.036										
4	28.099	200.0	49.673	166.9	38.456	196.8	1:56.228										
<b>9 GENE ESP SEAT Leon TDI</b>																	
1	34.425	187.8	52.390	167.1	39.620	191.6	2:06.435		7	29.108	198.1	50.084	166.1	38.772	192.3	1:57.964	
2	28.956	195.2	49.761	168.2	38.662	191.6	1:57.379		8	28.620	198.1	50.449	164.8	39.682	188.7	1:58.751	
3	28.399	197.4	51.130	166.6	38.713	192.3	1:58.242		9	28.765	196.7	50.332	165.1	39.088	190.9	1:58.185	
4	28.620	196.0	49.846	163.3	39.204	188.7	1:57.670		10	28.899	195.2	50.493	165.1	38.882	188.7	1:58.274	
5	28.480	197.0	50.729	166.6	38.643	193.1	1:57.852		11	28.723	196.0	50.072	164.3	39.129	190.1	1:57.924	
6	28.533	195.6	50.245	164.8	39.241	193.1	1:58.019										
<b>10 RYDELL SWE SEAT Leon TDI</b>																	
1	31.689	195.6	49.811	168.7	38.463	196.1	1:59.963		7	28.210	199.6	49.732	169.5	38.319	190.1	1:56.261	
2	28.381	198.8	49.728	168.2	38.360	191.6	1:56.469		8	28.539	200.0	49.768	168.4	38.275	196.1	1:56.582	
3	28.252	199.6	49.704	169.0	38.175	194.5	1:56.131		9	28.215	200.3	49.953	167.7	38.450	195.3	1:56.618	
4	28.185	200.0	49.713	168.7	38.393	196.1	1:56.291		10	28.230	200.3	50.097	168.4	38.770	193.1	1:57.097	
5	28.104	200.3	49.732	168.7	38.419	196.1	1:56.255		11	28.119	199.6	50.037	167.7	38.595	194.5	1:56.751	
6	28.271	199.2	49.893	169.0	38.352	195.3	1:56.516										
<b>11 TARQUINI ITA SEAT Leon TDI</b>																	
1	32.294	190.8	50.713	165.8	38.657	193.8	2:01.664		7	28.553	197.0	50.078	168.7	38.288	195.3	1:56.919	
2	28.306	197.4	49.535	169.5	38.328	194.5	1:56.169		8	28.239	198.8	49.893	167.1	38.356	193.8	1:56.488	
3	28.049	199.6	49.698	168.2	38.360	193.8	1:56.107		9	28.063	198.8	49.933	167.9	38.434	192.3	1:56.430	
4	28.507	200.0	49.800	169.0	38.381	196.1	1:56.688		10	28.072	198.8	50.066	167.1	38.502	194.5	1:56.640	
5	28.037	200.0	49.778	168.4	38.473	196.1	1:56.288		11	27.978	200.3	50.056	168.2	38.628	193.1	1:56.662	
6	28.038	200.3	50.003	167.7	38.513	193.1	1:56.554										



Weather/Track: Cloud 17°/Dry 21°

Circuit Length - 4.909 kilometres  
Enzo e Dino Ferrari  
Imola, Italy

# 2008 FIA World Touring Car Championship

## Race 1 - Sector Analysis Report

Lap S1 Time S1 Spd S2 Time S2 Spd S3 Time S3 Spd Lap Time Pit Lap S1 Time S1 Spd S2 Time S2 Spd S3 Time S3 Spd Lap Time Pit

12 MULLER								FRA		SEAT Leon TDI							
1	31.278	194.5	49.654	168.4	38.423	193.8	1:59.355	7	28.198	197.8	49.746	167.9	38.246	193.8	1:56.190		
2	28.463	195.6	49.752	169.0	38.386	194.5	1:56.601	8	28.334	197.4	49.913	166.9	38.399	193.8	1:56.646		
3	28.353	195.6	49.638	167.7	38.178	193.8	1:56.169	9	28.252	198.1	49.839	166.9	38.497	193.1	1:56.588		
4	28.279	197.8	49.532	166.6	38.419	194.5	1:56.230	10	28.338	197.8	50.035	167.4	38.388	193.8	1:56.761		
5	28.194	196.3	49.699	168.2	38.464	195.3	1:56.357	11	28.361	197.0	50.176	167.1	38.652	190.9	1:57.189		
6	28.204	197.0	49.814	166.1	38.419	193.1	1:56.437										

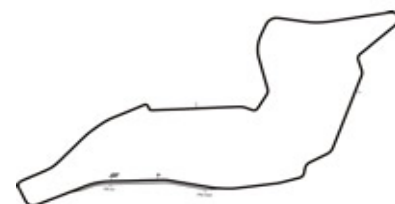
13 OKYAY								TUR		BMW 320si							
1	36.004	190.4	53.122	164.6	40.786	181.2	2:09.912	3	29.009	192.1	51.231	164.3	39.905	188.7	2:00.145		
2	29.941	185.5	52.063	164.3	39.273	190.1	2:01.277										

15 THOMPSON								GBR		Honda Accord Euro R							
1	33.158	184.9	51.243	171.4	38.237	195.3	2:02.638	7	29.271	197.8	49.723	169.0	38.101	193.1	1:57.095		
2	28.084	201.1	49.563	170.6	38.404	195.3	1:56.051	8	28.196	200.7	49.602	169.8	38.166	193.8	1:55.964		
3	27.952	199.2	49.351	170.8	38.085	194.5	1:55.388	9	27.702	202.2	49.878	169.8	38.590	193.8	1:56.170		
4	28.086	200.0	49.495	170.3	38.298	194.5	1:55.879	10	28.035	196.0	50.084	170.0	39.102	191.6	1:57.221		
5	27.895	202.6	49.870	169.2	38.357	196.1	1:56.122	11	28.074	199.6	49.811	170.3	38.368	194.5	1:56.253		
6	28.438	200.7	49.650	168.7	38.427	194.5	1:56.515										

18 MONTEIRO								POR		SEAT Leon TDI							
1	33.357	185.8	52.024	166.9	38.798	196.1	2:04.179	7	28.066	198.8	50.507	167.1	38.580	193.8	1:57.153		
2	28.206	198.1	49.825	170.0	38.412	194.5	1:56.443	8	28.157	200.0	50.098	167.4	38.645	195.3	1:56.900		
3	27.980	200.7	49.525	169.0	38.457	193.8	1:55.962	9	28.006	200.0	50.214	166.4	38.596	195.3	1:56.816		
4	28.059	199.6	49.695	168.2	38.329	194.5	1:56.083	10	27.992	198.8	57.061	165.6	38.457	189.4	2:03.510		
5	27.966	199.2	49.698	167.9	38.449	195.3	1:56.113	11	28.880	196.0	51.198	165.1	39.765	188.7	1:59.843		
6	27.979	200.7	49.866	169.0	38.419	194.5	1:56.264										

20 CORONEL								NED		SEAT Leon							
1	35.000	189.8	52.643	165.3	39.615	190.9	2:07.258	7	28.653	192.5	49.779	162.8	38.739	192.3	1:57.171		
2	28.988	193.8	49.833	164.8	38.739	192.3	1:57.560	8	28.854	194.2	49.623	162.8	38.755	189.4	1:57.232		
3	28.554	196.0	50.431	163.6	38.674	193.1	1:57.659	9	29.014	192.8	49.784	163.3	38.606	190.1	1:57.404		
4	28.525	194.5	49.530	164.1	38.255	190.1	1:56.310	10	29.300	193.5	49.833	163.6	38.751	190.9	1:57.884		
5	28.511	194.2	49.566	164.3	38.657	191.6	1:56.734	11	28.580	194.5	49.855	164.6	38.843	190.9	1:57.278		
6	28.536	193.5	50.110	164.1	38.742	189.4	1:57.388										

23 CORTHALS								BEL		SEAT Leon							
1	34.747	183.9	52.625	165.8	39.612	190.1	2:06.984	7	28.414	196.7	49.891	165.1	38.506	194.5	1:56.811		
2	29.432	194.9	50.117	165.1	38.526	195.3	1:58.075	8	28.631	196.7	49.882	165.8	38.584	193.1	1:57.097		
3	28.628	197.8	50.757	166.4	38.506	196.1	1:57.891	9	28.954	196.0	49.895	165.3	38.599	191.6	1:57.448		
4	28.520	197.0	49.688	165.8	38.858	196.8	1:57.066	10	28.676	195.2	49.867	165.6	38.495	192.3	1:57.038		
5	28.384	198.1	49.905	165.1	38.608	192.3	1:56.897	11	28.502	195.2	49.697	165.1	39.068	185.2	1:57.267		
6	28.388	197.0	49.811	164.6	38.570	193.1	1:56.769										



Weather/Track: Cloud 17° / Dry 21°

Circuit Length - 4.909 kilometres  
Enzo e Dino Ferrari  
Imola, Italy

Printed at 12:55, Sunday, 21 September, 2008

© MST Systems Ltd, 2005 (www.mstworld.com)

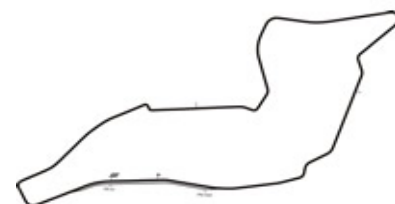
Page 3



# 2008 FIA World Touring Car Championship

## Race 1 - Sector Analysis Report

Lap	S1 Time	S1 Spd	S2 Time	S2 Spd	S3 Time	S3 Spd	Lap Time	Pit	Lap	S1 Time	S1 Spd	S2 Time	S2 Spd	S3 Time	S3 Spd	Lap Time	Pit
<b>26 D'ASTE ITA BMW 320si I</b>																	
1	34.570	187.8	52.567	166.1	39.759	188.0	2:06.896		7	28.945	197.4	49.964	166.4	38.810	190.9	1:57.719	
2	28.902	195.2	49.936	166.4	38.704	190.9	1:57.542		8	28.606	196.7	50.628	165.3	39.624	186.6	1:58.858	
3	28.526	196.7	51.157	166.9	38.595	190.9	1:58.278		9	28.917	197.8	50.542	166.1	38.813	192.3	1:58.272	
4	29.232	195.6	49.630	166.4	38.722	190.9	1:57.584		10	28.897	196.0	50.487	166.4	38.811	189.4	1:58.195	
5	28.522	195.6	50.360	166.4	39.332	185.9	1:58.214		11	28.724	196.0	50.171	166.4	38.955	193.1	1:57.850	
6	29.211	191.8	49.557	166.1	38.761	189.4	1:57.529										
<b>27 LADYGIN RUS Lada 110 I</b>																	
1	43.597	180.6	51.648	160.9	39.159	186.6	2:14.404		3	30.639	169.2	55.850	144.5	50.469		2:16.958	Pit
2	29.270	189.4	51.240	158.1	40.670	175.6	2:01.180										
<b>28 SHAPOVALOV RUS Lada 110 I</b>																	
1	37.223	176.1	52.780	163.6	39.760	183.9	2:09.763		4	29.525	184.3	56.485	134.8	54.853		2:20.863	Pit
2	29.796	190.8	50.934	164.1	38.757	185.9	1:59.487										
3	29.149	190.4	50.901	163.6	38.833	187.3	1:58.883										
<b>29 LAGEN NED Lada 110 I</b>																	
1	35.129	189.4	53.116	166.9	39.554	190.9	2:07.799		7	28.602	194.9	50.316	166.6	38.537	188.0	1:57.455	
2	29.357	195.6	50.215	166.9	38.729	189.4	1:58.301		8	28.627	195.6	50.430	164.8	38.979	188.7	1:58.036	
3	28.696	194.5	50.252	167.4	38.819	189.4	1:57.767		9	28.740	195.2	50.550	165.8	38.918	190.9	1:58.208	
4	28.628	196.3	50.075	166.6	38.555	190.1	1:57.258		10	28.850	195.6	51.126	166.1	38.884	188.7	1:58.860	
5	28.551	196.3	50.068	167.7	38.894	189.4	1:57.513		11	28.615	195.2	50.304	164.8	38.763	190.1	1:57.682	
6	29.395	193.8	50.385	164.8	38.612	189.4	1:58.392										
<b>31 HERNANDEZ ESP BMW 320si I</b>																	
1	33.916	191.1	52.082	165.3	38.892	193.8	2:04.890		7	28.534	195.6	49.691	165.8	38.175	191.6	1:56.400	
2	28.592	196.3	49.513	165.8	38.409	193.1	1:56.514		8	28.604	196.7	49.749	166.4	38.292	194.5	1:56.645	
3	28.457	197.4	49.696	166.4	38.203	192.3	1:56.356		9	28.570	197.4	49.782	165.6	38.566	192.3	1:56.918	
4	28.448	196.3	49.622	164.8	38.255	192.3	1:56.325		10	28.552	196.3	50.583	165.3	38.244	188.7	1:57.379	
5	28.470	196.0	49.414	165.1	38.242	192.3	1:56.126		11	28.515	195.6	49.959	164.6	38.415	188.7	1:56.889	
6	28.627	196.3	49.573	165.1	38.136	190.9	1:56.336										
<b>42 ENGSTLER GER BMW 320si I</b>																	
1	34.845	188.1	53.122	166.9	39.429	190.1	2:07.396		7	28.828	197.0	49.795	165.3	38.334	185.2	1:56.957	
2	29.441	198.1	50.176	165.6	38.465	192.3	1:58.082		8	28.587	197.4	50.184	164.1	38.491	186.6	1:57.262	
3	28.540	198.8	50.755	166.1	38.519	191.6	1:57.814		9	28.518	196.7	49.997	165.8	38.677	193.1	1:57.192	
4	28.797	197.0	49.907	165.8	38.544	192.3	1:57.248		10	28.449	197.0	49.695	166.4	38.754	183.9	1:56.898	
5	28.670	198.1	50.164	166.4	38.929	184.6	1:57.763		11	28.298	197.8	49.779	166.1	38.525	194.5	1:56.602	
6	28.298	198.8	49.868	164.6	38.947	189.4	1:57.113										



Weather/Track: Cloud 17° / Dry 21°

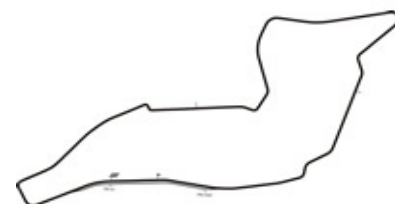
Circuit Length - 4.909 kilometres  
Enzo e Dino Ferrari  
Imola, Italy

# 2008 FIA World Touring Car Championship

## Race 1 - Sector Analysis Report

Lap	S1 Time	S1 Spd	S2 Time	S2 Spd	S3 Time	S3 Spd	Lap Time	Pit	Lap	S1 Time	S1 Spd	S2 Time	S2 Spd	S3 Time	S3 Spd	Lap Time	Pit
<b>43 ROMANOV RUS BMW 320si I</b>																	
1	35.752	185.2	52.967	165.3	39.709	193.8	2:08.428		7	28.700	198.1	50.577	165.3	39.355	191.6	1:58.632	
2	29.282	196.3	50.387	164.6	39.160	185.9	1:58.829		8	29.118	196.3	50.470	164.3	41.057	185.2	2:00.645	
3	28.920	196.7	50.718	165.6	38.580	192.3	1:58.218		9	29.183	193.2	50.911	162.4	39.121	186.6	1:59.215	
4	28.624	196.7	50.088	163.6	38.726	187.3	1:57.438		10	28.927	194.5	50.882	163.6	39.075	185.2	1:58.884	
5	28.541	196.7	50.202	164.3	38.898	187.3	1:57.641		11	29.116	193.8	50.536	163.6	39.284	188.7	1:58.936	
6	28.632	195.2	50.086	165.1	38.403	193.1	1:57.121										

Lap	S1 Time	S1 Spd	S2 Time	S2 Spd	S3 Time	S3 Spd	Lap Time	Pit	Lap	S1 Time	S1 Spd	S2 Time	S2 Spd	S3 Time	S3 Spd	Lap Time	Pit
<b>45 TANEV BUL BMW 320si I</b>																	
1	36.719	182.7	52.746	164.8	39.864	190.1	2:09.329		7	29.659	193.5	51.216	164.3	39.086	190.9	1:59.961	
2	29.379	192.5	50.523	164.1	38.861	192.3	1:58.763		8	29.268	193.8	50.898	163.1	39.658	190.1	1:59.824	
3	28.967	194.9	50.430	166.1	39.063	190.9	1:58.460		9	29.512	194.2	51.076	164.6	39.109	192.3	1:59.697	
4	28.968	195.2	50.088	164.1	39.433	190.1	1:58.489		10	29.190	194.5	51.600	165.3	39.461	187.3	2:00.251	
5	29.270	193.5	51.070	163.3	39.454	190.9	1:59.794		11	29.336	193.8	52.154	163.6	39.522	189.4	2:01.012	
6	29.328	193.8	51.917	162.4	39.215	188.0	2:00.460										



Weather/Track: Cloud 17° /Dry 21°

Circuit Length - 4.909 kilometres  
Enzo e Dino Ferrari  
Imola, Italy

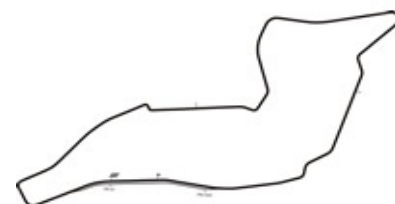
Printed at 12:55, Sunday, 21 September, 2008

© MST Systems Ltd, 2005 (www.mstworld.com)

Page 5

## 2008 FIA World Touring Car Championship Race 1 - Best Sector Speeds Report

SECTOR 1				SECTOR 2				SECTOR 3				
POS	NO	NAME	SPEED	LAP	NO	NAME	SPEED	LAP	NO	NAME	SPEED	LAP
1	15	THOMPSON	202.6	5	15	THOMPSON	171.4	1	8	MENU	197.6	3
2	6	LARINI	201.4	4	18	MONTEIRO	170.0	2	23	CORTHALS	196.8	4
3	7	HUFF	201.1	4	6	LARINI	169.5	3	10	RYDELL	196.1	1
4	18	MONTEIRO	200.7	3	10	RYDELL	169.5	7	11	TARQUINI	196.1	4
5	8	MENU	200.3	3	11	TARQUINI	169.5	2	15	THOMPSON	196.1	5
6	10	RYDELL	200.3	5	12	MULLER	169.0	2	18	MONTEIRO	196.1	1
7	11	TARQUINI	200.3	6	7	HUFF	168.7	9	2	MULLER	195.3	8
8	2	MULLER	199.2	5	9	GENE	168.2	2	12	MULLER	195.3	5
9	3	FARFUS	198.8	5	8	MENU	167.7	1	1	PRIAULX	194.5	2
10	4	ZANARDI	198.8	8	29	LAGEN	167.7	5	4	ZANARDI	194.5	8
11	42	ENGSTLER	198.8	3	4	ZANARDI	167.1	3	6	LARINI	194.5	2
12	5	PORTEIRO	198.5	5	26	D'ASTE	166.9	3	31	HERNANDEZ	194.5	8
13	1	PRIAULX	198.1	3	42	ENGSTLER	166.9	1	42	ENGSTLER	194.5	11
14	9	GENE	198.1	7	2	MULLER	166.6	4	3	FARFUS	193.8	9
15	12	MULLER	198.1	9	3	FARFUS	166.6	10	7	HUFF	193.8	4
16	23	CORTHALS	198.1	5	1	PRIAULX	166.4	9	43	ROMANOV	193.8	1
17	43	ROMANOV	198.1	7	23	CORTHALS	166.4	3	9	GENE	193.1	5
18	26	D'ASTE	197.8	9	31	HERNANDEZ	166.4	3	20	CORONEL	193.1	3
19	31	HERNANDEZ	197.4	3	45	TANEV	166.1	3	26	D'ASTE	193.1	11
20	29	LAGEN	196.3	4	43	ROMANOV	165.6	3	5	PORTEIRO	192.3	1
21	20	CORONEL	196.0	3	5	PORTEIRO	165.3	9	45	TANEV	192.3	2
22	45	TANEV	195.2	4	20	CORONEL	165.3	1	29	LAGEN	190.9	1
23	13	OKYAY	192.1	3	13	OKYAY	164.6	1	13	OKYAY	190.1	2
24	28	SHAPOVALOV	190.8	2	28	SHAPOVALOV	164.1	2	28	SHAPOVALOV	187.3	3
25	27	LADYGIN	189.4	2	27	LADYGIN	160.9	1	27	LADYGIN	186.6	1



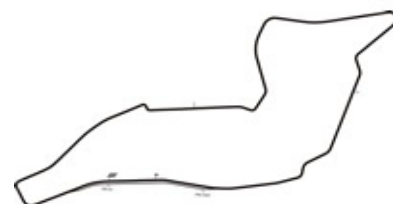
Weather/Track: Cloud 17° /Dry 21°

Circuit Length - 4.909 kilometres  
Enzo e Dino Ferrari  
Imola, Italy

## 2008 FIA World Touring Car Championship Race 1 - Best Sector Times Report

POS	NO	SECTOR 1		NO	SECTOR 2		NO	SECTOR 3		NO	NAME	IDEAL/BEST LAP COMPARISON			DIFF
		TIME	LAP		TIME	LAP		TIME	LAP			IDEAL	BEST	LAP	
1	15	27.702	9	15	49.351	3	15	38.085	3	15	THOMPSON	1:55.138	1:55.388	3	+ 0.250
2	6	27.911	9	31	49.414	5	31	38.136	6	6	LARINI	1:55.649	1:55.688	3	+ 0.039
3	18	27.966	5	1	49.424	6	1	38.144	7	2	MULLER	1:55.674	1:55.914	3	+ 0.240
4	2	27.972	11	3	49.447	3	6	38.154	3	3	FARFUS	1:55.690	1:55.856	3	+ 0.166
5	11	27.978	11	2	49.469	4	10	38.175	3	8	MENU	1:55.779	1:56.036	3	+ 0.257
6	8	27.983	5	8	49.472	6	12	38.178	3	11	TARQUINI	1:55.801	1:56.107	3	+ 0.306
7	7	28.005	5	18	49.525	3	5	38.179	6	18	MONTEIRO	1:55.820	1:55.962	3	+ 0.142
8	3	28.027	9	20	49.530	4	4	38.198	5	4	ZANARDI	1:55.863	1:56.068	5	+ 0.205
9	4	28.060	10	12	49.532	4	3	38.216	3	1	PRIAULX	1:55.883	1:55.898	6	+ 0.015
10	10	28.104	5	11	49.535	2	2	38.233	2	12	MULLER	1:55.904	1:56.169	3	+ 0.265
11	5	28.160	10	26	49.557	6	20	38.255	4	5	PORTEIRO	1:55.972	1:56.191	6	+ 0.219
12	12	28.194	5	6	49.584	3	11	38.288	7	10	RYDELL	1:55.983	1:56.131	3	+ 0.148
13	42	28.298	6	4	49.605	2	8	38.324	1	31	HERNANDEZ	1:55.998	1:56.126	5	+ 0.128
14	1	28.315	6	5	49.633	4	18	38.329	4	7	HUFF	1:56.042	1:56.176	4	+ 0.134
15	23	28.384	5	7	49.666	3	42	38.334	7	20	CORONEL	1:56.296	1:56.310	4	+ 0.014
16	9	28.399	3	23	49.688	4	7	38.371	7	42	ENGSTLER	1:56.327	1:56.602	11	+ 0.275
17	31	28.448	4	42	49.695	10	43	38.403	6	23	CORTHALS	1:56.567	1:56.769	6	+ 0.202
18	20	28.511	5	10	49.704	3	23	38.495	10	26	D'ASTE	1:56.674	1:57.529	6	+ 0.855
19	26	28.522	5	9	49.761	2	29	38.537	7	9	GENE	1:56.803	1:57.379	2	+ 0.576
20	43	28.541	5	29	50.068	5	26	38.595	3	43	ROMANOV	1:57.030	1:57.121	6	+ 0.091
21	29	28.551	5	43	50.086	6	9	38.643	5	29	LAGEN	1:57.156	1:57.258	4	+ 0.102
22	45	28.967	3	45	50.088	4	28	38.757	2	45	TANEV	1:57.916	1:58.460	3	+ 0.544
23	13	29.009	3	28	50.901	3	45	38.861	2	28	SHAPOVALO	1:58.807	1:58.883	3	+ 0.076
24	28	29.149	3	13	51.231	3	27	39.159	1	13	OKYAY	1:59.513	2:00.145	3	+ 0.632
25	27	29.270	2	27	51.240	2	13	39.273	2	27	LADYGIN	1:59.669	2:01.180	2	+ 1.511

'Perfect Lap' - 1:55.138



Weather/Track: Cloud 17° /Dry 21°

Circuit Length - 4.909 kilometres  
Enzo e Dino Ferrari  
Imola, Italy

## 2008 FIA World Touring Car Championship

### RACE 1 - LAP CHART

Lap 1			Lap 2			Lap 3			Lap 4			Lap 5		
No	Behind	Laptime	No	Behind	Laptime	No	Behind	Laptime	No	Behind	Laptime	No	Behind	Laptime
12		1:59.355	12		1:56.601	12		1:56.169	12		1:56.230	12		1:56.357
10	0.608	1:59.963	10	0.476	1:56.469	10	0.438	1:56.131	10	0.499	1:56.291	10	0.397	1:56.255
7	0.965	2:00.320	7	0.878	1:56.514	7	0.963	1:56.254	7	0.909	1:56.176	7	0.801	1:56.249
8	1.351	2:00.706	8	1.320	1:56.570	8	1.187	1:56.036	8	1.185	1:56.228	8	1.177	1:56.349
11	2.309	2:01.664	11	1.877	1:56.169	11	1.815	1:56.107	15	1.601	1:55.879	15	1.366	1:56.122
6	2.700	2:02.055	15	2.733	1:56.051	15	1.952	1:55.388	11	2.273	1:56.688	11	2.204	1:56.288
15	3.283	2:02.638	6	3.096	1:56.997	6	2.615	1:55.688	6	2.696	1:56.311	6	2.560	1:56.221
3	3.818	2:03.173	3	3.605	1:56.388	3	3.292	1:55.856	3	3.107	1:56.045	3	3.047	1:56.297
2	4.205	2:03.560	2	4.047	1:56.443	2	3.792	1:55.914	2	3.478	1:55.916	2	3.361	1:56.240
18	4.824	2:04.179	18	4.666	1:56.443	18	4.459	1:55.962	18	4.312	1:56.083	18	4.068	1:56.113
4	5.311	2:04.666	4	5.214	1:56.504	4	5.240	1:56.195	4	5.203	1:56.193	4	4.914	1:56.068
31	5.535	2:04.890	31	5.448	1:56.514	31	5.635	1:56.356	31	5.730	1:56.325	31	5.499	1:56.126
5	5.886	2:05.241	5	5.967	1:56.682	5	6.214	1:56.416	5	6.223	1:56.239	5	6.301	1:56.435
9	7.080	2:06.435	9	7.858	1:57.379	1	9.583	1:57.642	1	9.877	1:56.524	1	9.700	1:56.180
1	7.394	2:06.749	1	8.110	1:57.317	9	9.931	1:58.242	20	10.432	1:56.310	20	10.809	1:56.734
26	7.541	2:06.896	26	8.482	1:57.542	20	10.352	1:57.659	9	11.371	1:57.670	23	12.201	1:56.897
23	7.629	2:06.984	20	8.862	1:57.560	26	10.591	1:58.278	23	11.661	1:57.066	9	12.866	1:57.852
20	7.903	2:07.258	23	9.103	1:58.075	23	10.825	1:57.891	26	11.945	1:57.584	42	13.591	1:57.763
42	8.041	2:07.396	42	9.522	1:58.082	42	11.167	1:57.814	42	12.185	1:57.248	26	13.802	1:58.214
29	8.444	2:07.799	29	10.144	1:58.301	29	11.742	1:57.767	29	12.770	1:57.258	29	13.926	1:57.513
43	9.073	2:08.428	43	11.301	1:58.829	43	13.350	1:58.218	43	14.558	1:57.438	43	15.842	1:57.641
45	9.974	2:09.329	45	12.136	1:58.763	45	14.427	1:58.460	45	16.686	1:58.489	45	20.123	1:59.794
28	10.408	2:09.763	28	13.294	1:59.487	28	16.008	1:58.883	28	40.641	2:20.863P			
13	10.557	2:09.912	13	15.233	2:01.277	13	19.209	2:00.145						
27	15.049	2:14.404	27	19.628	2:01.180	27	40.417	2:16.958P						

Subject to Technical Scrutineering.  
Weather/Track: Cloud 17°/Dry 21°

Imola  
Circuit Length = 4.9090 km.  
Start: 12:18 End: 12:39

## 2008 FIA World Touring Car Championship

### RACE 1 - LAP CHART

(contd.)

Lap 6			Lap 7			Lap 8			Lap 9			Lap 10		
No	Behind	Laptime	No	Behind	Laptime	No	Behind	Laptime	No	Behind	Laptime	No	Behind	Laptime
12		1:56.437	12		1:56.190	12		1:56.646	12		1:56.588	12		1:56.761
10	0.476	1:56.516	10	0.547	1:56.261	10	0.483	1:56.582	10	0.513	1:56.618	10	0.849	1:57.097
7	0.897	1:56.533	7	0.990	1:56.283	7	1.087	1:56.743	7	0.984	1:56.485	15	1.709	1:57.221
8	1.233	1:56.493	15	2.349	1:57.095	15	1.667	1:55.964	15	1.249	1:56.170	7	1.953	1:57.730
15	1.444	1:56.515	11	3.050	1:56.919	11	2.892	1:56.488	11	2.734	1:56.430	11	2.613	1:56.640
11	2.321	1:56.554	6	3.674	1:57.113	6	3.479	1:56.451	6	3.495	1:56.604	6	3.262	1:56.528
6	2.751	1:56.628	3	3.988	1:57.164	3	3.900	1:56.558	3	3.680	1:56.368	3	3.596	1:56.677
3	3.014	1:56.404	2	4.311	1:57.207	2	4.151	1:56.486	2	4.184	1:56.621	2	4.003	1:56.580
2	3.294	1:56.370	18	4.858	1:57.153	18	5.112	1:56.900	18	5.340	1:56.816	31	6.555	1:57.379
18	3.895	1:56.264	4	5.193	1:56.683	4	5.315	1:56.768	4	5.656	1:56.929	5	7.583	1:57.705
4	4.700	1:56.223	31	5.608	1:56.400	31	5.607	1:56.645	31	5.937	1:56.918	1	8.805	1:56.234
31	5.398	1:56.336	5	6.462	1:56.597	5	6.408	1:56.592	5	6.639	1:56.819	4	10.643	2:01.748
5	6.055	1:56.191	1	9.325	1:56.354	1	9.545	1:56.866	1	9.332	1:56.375	18	12.089	2:03.510
1	9.161	1:55.898	20	12.741	1:57.171	20	13.327	1:57.232	20	14.143	1:57.404	23	14.742	1:57.038
20	11.760	1:57.388	23	13.154	1:56.811	23	13.605	1:57.097	23	14.465	1:57.448	20	15.266	1:57.884
23	12.533	1:56.769	42	15.034	1:56.957	42	15.650	1:57.262	42	16.254	1:57.192	42	16.391	1:56.898
42	14.267	1:57.113	9	16.222	1:57.964	9	18.327	1:58.751	9	19.924	1:58.185	9	21.437	1:58.274
9	14.448	1:58.019	26	16.423	1:57.719	29	18.536	1:58.036	29	20.156	1:58.208	26	21.753	1:58.195
26	14.894	1:57.529	29	17.146	1:57.455	26	18.635	1:58.858	26	20.319	1:58.272	29	22.255	1:58.860
29	15.881	1:58.392	43	18.968	1:58.632	43	22.967	2:00.645	43	25.594	1:59.215	43	27.717	1:58.884
43	16.526	1:57.121	45	27.917	1:59.961	45	31.095	1:59.824	45	34.204	1:59.697	45	37.694	2:00.251
45	24.146	2:00.460												

Subject to Technical Scrutineering.  
Weather/Track: Cloud 17°/Dry 21°

Imola  
Circuit Length = 4.9090 km.  
Start: 12:18 End: 12:39

**2008 FIA World Touring Car Championship  
RACE 1 - LAP CHART**

(contd.)

Lap 11			Lap 12			Lap 13			Lap 14			Lap 15		
No	Behind	Laptime	No	Behind	Laptime	No	Behind	Laptime	No	Behind	Laptime	No	Behind	Laptime
12		1:57.189												
10	0.411	1:56.751												
15	0.773	1:56.253												
7	1.376	1:56.612												
11	2.086	1:56.662												
6	3.047	1:56.974												
3	3.364	1:56.957												
2	3.906	1:57.092												
31	6.255	1:56.889												
5	7.545	1:57.151												
1	8.411	1:56.795												
4	14.356	2:00.902												
18	14.743	1:59.843												
23	14.820	1:57.267												
20	15.355	1:57.278												
42	15.804	1:56.602												
9	22.172	1:57.924												
26	22.414	1:57.850												
29	22.748	1:57.682												
43	29.464	1:58.936												
45	41.517	2:01.012												

**Subject to Technical Scrutineering.  
Weather/Track: Cloud 17°/Dry 21°**

Imola  
Circuit Length = 4.9090 km.  
Start: 12:18 End: 12:39

# 2008 FIA World Touring Car Championship GRID FOR RACE 2

ROW 13		28	SHAPOVALOV	
ROW 12	27	LADYGIN	13	OKYAY
ROW 11	8	MENU	45	TANEV
ROW 10	43	ROMANOV	29	LAGEN
ROW 9	26	D'ASTE	9	GENE
ROW 8	42	ENGSTLER	20	CORONEL
ROW 7	23	CORTHALS	18	MONTEIRO
ROW 6	4	ZANARDI	1	PRIAULX
ROW 5	5	PORTEIRO	31	HERNANDEZ
ROW 4	12	MULLER	10	RYDELL
ROW 3	15	THOMPSON	7	HUFF
ROW 2	11	TARQUINI	6	LARINI
ROW 1	3	FARFUS	2	MULLER

**POLE**



Imola  
Circuit Length = 4.9090 km.

Race Director:	Steward:	Timekeeper:
----------------	----------	-------------



## 2008 FIA World Touring Car Championship RACE 2 - PROVISIONAL CLASSIFICATION

POS	NO	CL	DRIVER	NAT	CAR	TIME	LAPS	GAP	KPH	BEST
1	15		James THOMPSON	GBR	Honda Accord Euro R	30:20.607	13		125.73	1:55.966
2	2		Jorg MULLER	GER	BMW 320si	30:21.727	13	1.120	125.65	1:56.054
3	7		Robert HUFF	GBR	Chevrolet Lacetti	30:22.465	13	1.858	125.60	1:55.900
4	6		Nicola LARINI	ITA	Chevrolet Lacetti	30:23.960	13	3.353	125.50	1:56.150
5	12		Yvan MULLER	FRA	SEAT Leon TDI	30:24.641	13	4.034	125.45	1:56.015
6	10		Rickard RYDELL	SWE	SEAT Leon TDI	30:24.985	13	4.378	125.43	1:56.095
7	1		Andy PRIAULX	GBR	BMW 320si	30:25.749	13	5.142	125.38	1:55.893
8	3		Augusto FARFUS	BRA	BMW 320si	30:26.636	13	6.029	125.32	1:56.012
9	4		Alessandro ZANARDI	ITA	BMW 320si	30:26.786	13	6.179	125.31	1:56.019
10	31	I	Sergio HERNANDEZ	ESP	BMW 320si	30:26.956	13	6.349	125.30	1:55.905
11	18		Tiago MONTEIRO	POR	SEAT Leon TDI	30:27.623	13	7.016	125.25	1:55.592
12	8		Alain MENU	SUI	Chevrolet Lacetti	30:32.128	13	11.521	124.94	1:55.919
13	23	I	Pierre-Yves CORTHALS	BEL	SEAT Leon	30:33.000	13	12.393	124.88	1:56.338
14	42	I	Franz ENGSTLER	GER	BMW 320si	30:34.364	13	13.757	124.79	1:56.128
15	20		Tom CORONEL	NED	SEAT Leon	30:35.044	13	14.437	124.74	1:56.522
16	26	I	Stefano D'ASTE	ITA	BMW 320si	30:35.457	13	14.850	124.71	1:56.577
17	9		Jordi GENE	ESP	SEAT Leon TDI	30:40.710	13	20.103	124.36	1:56.910
18	29	I	Jaap van LAGEN	NED	Lada 110	30:41.111	13	20.504	124.33	1:56.864
19	45	I	George TANEV	BUL	BMW 320si	30:51.797	13	31.190	123.61	1:58.267
20	43	I	Andrey ROMANOV	RUS	BMW 320si	30:54.349	13	33.742	123.44	1:57.823
21	13	I	Ibrahim OKYAY	TUR	BMW 320si	30:55.338	13	34.731	123.38	1:58.120
22	27	I	Kirill LADYGIN	RUS	Lada 110	31:01.512	13	40.905	122.97	1:58.925

### NOT CLASSIFIED

5	Felix PORTEIRO	ESP	BMW 320si	0	D.N.F.	N/A
11	Gabriele TARQUINI	ITA	SEAT Leon TDI	0	D.N.F.	N/A

### FASTEST LAP

18	Tiago MONTEIRO		SEAT Leon TDI	1:55.592	11	152.88kph	94.99mph
31	I Sergio HERNANDEZ		BMW 320si	1:55.905	9	152.47kph	94.74mph

Subject to Technical Scrutineering.  
Weather/Track: Cloud 17°/Dry 23°

Car 28 did not participate

Imola  
Circuit Length = 4.9090 km.  
Start: 15:33 End: 16:04

Race Director:	Steward:	Timekeeper:
----------------	----------	-------------

## 2008 FIA World Touring Car Championship RACE 2 RESULT

POS	NO	CL	DRIVER	NAT	CAR	TIME	LAPS	GAP	KPH	BEST
1	15		James THOMPSON	GBR	Honda Accord Euro R	30:20.607	13		125.73	1:55.966
2	2		Jorg MULLER	GER	BMW 320si	30:21.727	13	1.120	125.65	1:56.054
3	7		Robert HUFF	GBR	Chevrolet Lacetti	30:22.465	13	1.858	125.60	1:55.900
4	6		Nicola LARINI	ITA	Chevrolet Lacetti	30:23.960	13	3.353	125.50	1:56.150
5	12		Yvan MULLER	FRA	SEAT Leon TDI	30:24.641	13	4.034	125.45	1:56.015
6	10		Rickard RYDELL	SWE	SEAT Leon TDI	30:24.985	13	4.378	125.43	1:56.095
7	1		Andy PRIAULX	GBR	BMW 320si	30:25.749	13	5.142	125.38	1:55.893
8	3		Augusto FARFUS	BRA	BMW 320si	30:26.636	13	6.029	125.32	1:56.012
9	4		Alessandro ZANARDI	ITA	BMW 320si	30:26.786	13	6.179	125.31	1:56.019
10	31	I	Sergio HERNANDEZ	ESP	BMW 320si	30:26.956	13	6.349	125.30	1:55.905
11	18		Tiago MONTEIRO	POR	SEAT Leon TDI	30:27.623	13	7.016	125.25	1:55.592
12	8		Alain MENU	SUI	Chevrolet Lacetti	30:32.128	13	11.521	124.94	1:55.919
13	23	I	Pierre-Yves CORTHALS	BEL	SEAT Leon	30:33.000	13	12.393	124.88	1:56.338
14	42	I	Franz ENGSTLER	GER	BMW 320si	30:34.364	13	13.757	124.79	1:56.128
15	20		Tom CORONEL	NED	SEAT Leon	30:35.044	13	14.437	124.74	1:56.522
16	26	I	Stefano D'ASTE	ITA	BMW 320si	30:35.457	13	14.850	124.71	1:56.577
17	9		Jordi GENE	ESP	SEAT Leon TDI	30:40.710	13	20.103	124.36	1:56.910
18	29	I	Jaap van LAGEN	NED	Lada 110	30:41.111	13	20.504	124.33	1:56.864
19	45	I	George TANEV	BUL	BMW 320si	30:51.797	13	31.190	123.61	1:58.267
20	43	I	Andrey ROMANOV	RUS	BMW 320si	30:54.349	13	33.742	123.44	1:57.823
21	13	I	Ibrahim OKYAY	TUR	BMW 320si	30:55.338	13	34.731	123.38	1:58.120
22	27	I	Kirill LADYGIN	RUS	Lada 110	31:01.512	13	40.905	122.97	1:58.925

### NOT CLASSIFIED

5	Felix PORTEIRO	ESP	BMW 320si	0	D.N.F.	N/A
11	Gabriele TARQUINI	ITA	SEAT Leon TDI	0	D.N.F.	N/A

### FASTEST LAP

18	Tiago MONTEIRO		SEAT Leon TDI	1:55.592	11	152.88kph	94.99mph
31	I Sergio HERNANDEZ		BMW 320si	1:55.905	9	152.47kph	94.74mph

Imola  
Circuit Length = 4.9090 km.  
Start: 15:33 End: 16:04

Steward:	Steward:	Steward:
----------	----------	----------

# 2008 FIA World Touring Car Championship

## Race 2 - Sector Analysis Report

Lap S1 Time S1 Spd S2 Time S2 Spd S3 Time S3 Spd Lap Time Pit Lap S1 Time S1 Spd S2 Time S2 Spd S3 Time S3 Spd Lap Time Pit

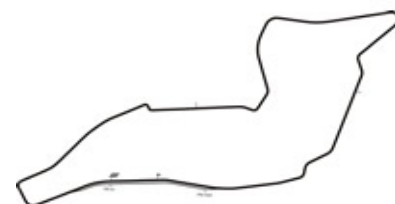
1 PRIAULX						GBR		BMW 320si								
1	35.353	178.5	56.631	94.0	1:06.925		2:38.909	Pit	8	28.247	195.6	49.368	167.4	38.278	193.8	1:55.893
2	1:12.406	82.6	1:25.266		1:19.527		3:57.199	Pit	9	28.235	197.8	49.581	166.4	38.218	194.5	1:56.034
3	1:08.356	77.5	1:18.013	82.1	57.074	116.6	3:23.443		10	28.254	198.5	49.587	166.9	38.344	193.8	1:56.185
4	48.086	105.4	1:18.583	77.9	52.271	192.3	2:58.940		11	28.158	198.5	49.969	166.4	38.384	194.5	1:56.511
5	28.607	197.4	50.279	165.8	38.267	193.1	1:57.153		12	28.165	198.1	49.652	167.1	38.712	193.1	1:56.529
6	28.459	197.4	49.469	167.7	38.149	193.8	1:56.077		13	28.315	197.0	50.098	165.1	38.397	191.6	1:56.810
7	28.279	197.4	49.533	167.4	38.254	195.3	1:56.066									

2 MULLER						GER		BMW 320si								
1	31.968	193.5	52.183	132.5	1:00.552		2:24.703	Pit	8	28.272	196.7	49.522	166.4	38.472	190.9	1:56.266
2	1:17.775	90.2	1:24.709	93.5	1:13.527		3:56.011	Pit	9	28.130	197.8	49.618	165.6	38.306	193.1	1:56.054
3	1:14.400	93.8	1:18.145	95.6	57.458	117.4	3:30.003		10	28.173	197.0	49.649	166.1	38.266	190.9	1:56.088
4	47.496	112.6	1:17.926	98.0	57.659	190.9	3:03.081		11	28.158	197.8	49.949	165.3	38.404	193.8	1:56.511
5	28.641	194.5	49.608	165.8	38.409	191.6	1:56.658		12	28.206	196.7	49.749	165.8	38.342	193.8	1:56.297
6	28.442	194.2	49.792	165.6	38.359	190.9	1:56.593		13	28.225	197.0	49.807	166.1	38.190	191.6	1:56.222
7	28.998	196.0	50.061	165.6	38.181	193.1	1:57.240									

3 FARFUS						BRA		BMW 320si								
1	33.593	188.1	53.780	115.8	1:02.662		2:30.035	Pit	8	28.097	197.0	49.431	166.1	38.484	193.8	1:56.012
2	1:15.278	92.0	1:25.497	96.9	1:15.907		3:56.682	Pit	9	28.166	198.1	49.624	165.6	38.442	192.3	1:56.232
3	1:11.869	92.1	1:17.901	81.3	57.168	116.3	3:26.938		10	28.141	198.5	49.819	165.6	38.456	195.3	1:56.416
4	47.961	136.0	1:18.091	110.0	55.965	192.3	3:02.017		11	28.040	198.5	50.067	165.8	38.478	193.1	1:56.585
5	28.864	191.8	50.029	166.4	38.424	193.1	1:57.317		12	28.132	197.8	49.650	165.8	38.508	193.8	1:56.290
6	28.486	191.1	51.029	166.9	38.283	192.3	1:57.798		13	28.073	198.5	51.028	167.1	39.076	191.6	1:58.177
7	28.293	196.3	49.427	166.4	38.417	194.5	1:56.137									

4 ZANARDI						ITA		BMW 320si								
1	34.470	192.8	56.063	87.8	1:05.021		2:35.554	Pit	8	28.795	197.8	49.918	165.6	38.156	193.8	1:56.869
2	1:13.930		1:25.622		1:17.375		3:56.927	Pit	9	28.228	197.8	49.490	166.4	38.301	193.8	1:56.019
3	1:10.199	83.2	1:18.873		56.106	98.4	3:25.178		10	28.270	197.8	49.620	165.8	38.184	193.8	1:56.074
4	48.527	91.2	1:18.950	78.7	52.466	192.3	2:59.943		11	28.271	197.8	49.812	166.1	38.356	194.5	1:56.439
5	28.691	197.4	49.725	166.6	38.388	193.1	1:56.804		12	28.244	197.8	49.773	165.6	38.696	193.8	1:56.713
6	28.486	197.0	49.937	166.9	38.283	193.8	1:56.706		13	28.162	197.4	50.084	165.8	38.911	193.8	1:57.157
7	28.376	196.7	49.794	165.6	38.233	196.1	1:56.403									

6 LARINI						ITA		Chevrolet Lacetti								
1	32.395	196.3	52.995	123.9	1:00.457		2:25.847	Pit	8	28.026	198.5	49.905	167.9	38.488	193.1	1:56.419
2	1:17.309	96.2	1:24.947	90.6	1:14.116		3:56.372	Pit	9	27.982	200.0	49.778	167.7	38.390	190.9	1:56.150
3	1:13.598	92.9	1:18.350	101.1	57.238	117.4	3:29.186		10	28.733	200.7	49.771	167.1	38.449	190.1	1:56.953
4	47.579	123.4	1:17.725	121.2	57.737	190.9	3:03.041		11	28.077	199.2	49.653	167.4	38.548	193.8	1:56.278
5	29.147	198.8	49.910	168.7	38.276	192.3	1:57.333		12	28.020	199.6	49.827	168.7	38.649	191.6	1:56.496
6	28.132	200.0	49.579	169.2	38.485	192.3	1:56.196		13	28.073	200.0	49.872	167.9	38.852	192.3	1:56.797
7	28.249	199.6	50.202	167.7	38.441	194.5	1:56.892									



Weather/Track: Cloud 17° /Dry 23°

Circuit Length - 4.909 kilometres  
Enzo e Dino Ferrari  
Imola, Italy

Printed at 16:18, Sunday, 21 September, 2008

© MST Systems Ltd, 2005 (www.mstworld.com)

Page 1

# 2008 FIA World Touring Car Championship

## Race 2 - Sector Analysis Report

Lap S1 Time S1 Spd S2 Time S2 Spd S3 Time S3 Spd Lap Time Pit Lap S1 Time S1 Spd S2 Time S2 Spd S3 Time S3 Spd Lap Time Pit

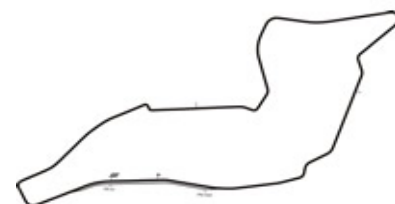
7 HUFF						GBR Chevrolet Lacetti									
1	33.068	193.5	53.688	113.9	1:02.162	2:28.918	Pit	8	28.020	198.5	49.863	167.1	38.558	191.6	1:56.441
2	1:15.936	93.1	1:25.400	91.7	1:15.252	3:56.588	Pit	9	28.035	198.1	49.835	167.9	38.257	193.1	1:56.127
3	1:12.513	98.8	1:17.905	89.2	57.113	118.0		10	28.139	197.8	49.586	168.2	38.350	188.7	1:56.075
4	48.079	127.5	1:17.928	113.4	56.120	191.6	3:02.127	11	28.039	198.5	49.508	167.4	38.353	190.9	1:55.900
5	28.714	198.1	49.953	166.1	38.456	192.3	1:57.123	12	28.122	198.1	49.635	167.4	38.546	191.6	1:56.303
6	28.137	198.5	49.619	167.9	38.345	193.1	1:56.101	13	28.049	198.1	49.930	167.9	38.492	193.1	1:56.471
7	28.251	198.5	50.113	165.6	38.396	194.5	1:56.760								

8 MENU						SUI Chevrolet Lacetti									
1	36.464	193.5	59.956	86.8	1:12.029	2:48.449	Pit	8	28.079	197.4	49.582	167.9	38.258	191.6	1:55.919
2	1:08.999	93.8	1:24.208	76.0	1:25.242	3:58.449	Pit	9	28.171	198.1	49.751	167.1	38.299	192.3	1:56.221
3	1:03.617	84.6	1:17.394	77.1	56.971	85.5	3:17.982	10	28.528	194.5	50.604	166.4	38.330	193.8	1:57.462
4	48.192	93.5	1:17.094	75.3	50.479	192.3	2:55.765	11	28.455	197.4	49.660	166.6	38.284	188.0	1:56.399
5	28.551	197.0	50.231	166.9	39.182	192.3	1:57.964	12	28.224	198.5	49.621	165.3	38.275	191.6	1:56.120
6	28.508	198.5	50.416	168.2	38.526	190.1	1:57.450	13	28.068	197.8	50.233	165.6	38.470	186.6	1:56.771
7	28.199	198.5	50.191	167.9	38.787	188.0	1:57.177								

9 GENE						ESP SEAT Leon TDI									
1	36.615	186.8	1:01.242	82.7	1:14.907	2:52.764	Pit	8	28.349	197.0	49.904	167.1	38.657	190.9	1:56.910
2	1:06.754	107.8	1:23.607	72.7	1:27.360	3:57.721	Pit	9	28.362	197.8	49.975	164.6	38.745	193.1	1:57.082
3	1:02.581	119.2	1:16.291	78.2	57.242	95.8	3:16.114	10	28.425	197.8	49.887	165.8	39.170	192.3	1:57.482
4	47.917	87.7	1:17.374	85.6	49.732	193.8	2:55.023	11	29.224	191.4	50.248	163.3	38.940	191.6	1:58.412
5	28.767	197.0	50.224	167.1	39.207	194.5	1:58.198	12	28.642	195.6	50.066	165.6	38.881	190.9	1:57.589
6	28.702	197.0	49.825	169.5	39.078	189.4	1:57.605	13	28.636	196.0	50.091	164.3	38.829	190.1	1:57.556
7	29.206	197.4	50.145	166.1	38.903	190.9	1:58.254								

10 RYDELL						SWE SEAT Leon TDI									
1	34.062	193.8	55.987	91.6	1:04.411	2:34.460	Pit	8	27.989	198.8	49.710	168.7	38.396	195.3	1:56.095
2	1:14.354		1:24.535		1:17.961	3:56.850	Pit	9	27.963	200.3	49.827	167.7	38.476	196.1	1:56.266
3	1:10.255	95.0	1:17.273	72.7	57.702	108.8	3:25.230	10	28.043	201.1	49.913	169.0	38.502	190.9	1:56.458
4	48.108	118.5	1:17.953	104.0	54.372	195.3	3:00.433	11	28.043	199.6	49.986	168.2	38.423	197.6	1:56.452
5	28.634	197.8	49.757	169.0	38.289	198.4	1:56.680	12	27.980	200.7	49.967	168.7	38.407	195.3	1:56.354
6	28.327	199.6	50.236	168.4	38.097	195.3	1:56.660	13	28.026	200.3	50.436	168.7	38.442	196.1	1:56.904
7	28.070	199.6	49.823	166.9	38.250	196.8	1:56.143								

12 MULLER						FRA SEAT Leon TDI									
1	33.843	194.2	54.544	102.6	1:02.797	2:31.184	Pit	8	27.939	198.8	49.782	170.0	38.294	196.1	1:56.015
2	1:15.595	88.2	1:25.094	81.9	1:15.960	3:56.649	Pit	9	28.093	198.8	49.833	169.8	38.357	195.3	1:56.283
3	1:11.955	88.2	1:17.444	89.0	57.343	112.7	3:26.742	10	28.098	200.7	50.077	168.7	38.310	192.3	1:56.485
4	48.728	113.5	1:17.717	100.6	54.955	196.8	3:01.400	11	27.954	200.7	50.002	168.2	38.314	196.1	1:56.270
5	28.563	198.8	50.515	169.0	38.278	196.1	1:57.356	12	28.171	196.0	49.974	168.7	38.471	195.3	1:56.616
6	28.142	198.5	50.106	166.9	38.222	193.1	1:56.470	13	28.069	198.8	50.412	166.9	38.513	193.1	1:56.994
7	28.203	197.0	49.690	169.5	38.284	196.8	1:56.177								



Weather/Track: Cloud 17° /Dry 23°

Circuit Length - 4.909 kilometres  
Enzo e Dino Ferrari  
Imola, Italy

Printed at 16:18, Sunday, 21 September, 2008

© MST Systems Ltd, 2005 (www.mstworld.com)

Page 2

# 2008 FIA World Touring Car Championship

## Race 2 - Sector Analysis Report

Lap S1 Time S1 Spd S2 Time S2 Spd S3 Time S3 Spd Lap Time Pit Lap S1 Time S1 Spd S2 Time S2 Spd S3 Time S3 Spd Lap Time Pit

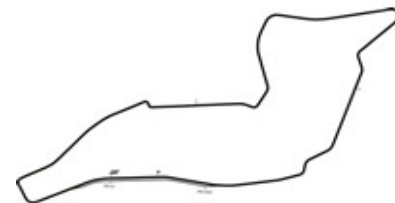
13 OKYAY						TUR		BMW 320si				I			
1	38.162	189.1	1:01.142	79.0	1:16.692	2:55.996	Pit	8	29.163	190.4	50.948	164.1	38.559	190.1	1:58.670
2	1:04.803	91.6	1:23.486		1:29.771	3:58.060	Pit	9	29.047	192.8	50.892	162.4	38.824	188.7	1:58.763
3	1:00.650	149.1	1:15.969	72.7	57.114	107.2		10	29.082	191.1	50.331	164.1	38.707	189.4	1:58.120
4	47.993	98.0	1:17.576	90.6	50.344	189.4	2:55.913	11	29.227	192.8	50.463	163.3	38.816	188.7	1:58.506
5	29.248	191.1	50.925	163.1	39.485	190.1	1:59.658	12	28.822	192.1	50.642	163.3	38.662	188.7	1:58.126
6	30.585	184.3	51.895	163.6	38.932	189.4	2:01.412	13	28.714	193.2	51.015	163.6	38.906	190.1	1:58.635
7	29.008	190.4	51.801	162.6	38.937	187.3	1:59.746								

15 THOMPSON						GBR		Honda Accord Euro R				I			
1	33.186	193.2	52.894	120.4	1:01.261	2:27.341	Pit	8	28.201	197.0	49.728	169.5	38.109	192.3	1:56.038
2	1:16.923	95.8	1:25.075	94.1	1:14.407	3:56.405	Pit	9	28.195	197.4	49.669	169.5	38.102	191.6	1:55.966
3	1:13.440	95.7	1:18.119	95.7	56.907	116.1	3:28.466	10	28.207	198.1	49.556	168.7	38.329	190.9	1:56.092
4	48.306	116.3	1:17.247	114.1	56.845	193.1	3:02.398	11	28.030	198.1	49.909	168.4	38.303	190.9	1:56.242
5	28.710	196.3	49.763	169.5	38.077	193.8	1:56.550	12	28.104	198.5	49.866	168.4	38.356	193.1	1:56.326
6	28.097	198.8	49.855	170.3	38.088	195.3	1:56.040	13	28.260	196.3	49.906	170.6	38.259	193.1	1:56.425
7	28.442	195.6	49.679	168.7	38.197	193.8	1:56.318								

18 MONTEIRO						POR		SEAT Leon TDI				I			
1	35.540	176.7	57.134	94.0	1:07.834	2:40.508	Pit	8	28.198	197.4	49.709	168.4	38.335	193.1	1:56.242
2	1:11.467	91.9	1:25.268	73.9	1:20.198	3:56.933	Pit	9	28.133	198.8	49.635	167.7	38.393	193.1	1:56.161
3	1:07.721	81.2	1:18.242	74.5	57.194	102.0	3:23.157	10	28.133	198.1	49.920	165.8	38.274	193.1	1:56.327
4	48.282	92.4	1:18.138	84.7	51.797	193.8	2:58.217	11	28.101	197.8	49.899	166.9	37.592	193.8	1:55.592
5	28.523	198.8	51.080	160.0	38.988	193.8	1:58.591	12	28.019	198.5	49.840	167.9	38.733	193.8	1:56.592
6	28.483	197.0	49.855	168.4	38.269	194.5	1:56.607	13	28.114	198.5	49.898	167.4	38.540	193.8	1:56.552
7	28.072	197.0	49.715	168.4	38.357	196.1	1:56.144								

20 CORONEL						NED		SEAT Leon				I			
1	35.704	180.0	57.782	86.2	1:09.538	2:43.024	Pit	8	28.595	192.5	49.433	164.1	38.494	188.7	1:56.522
2	1:10.680	102.0	1:24.836		1:20.611	3:56.127	Pit	9	28.592	192.8	49.431	163.1	38.571	188.0	1:56.594
3	1:07.254	91.6	1:17.617	86.3	57.725	99.2	3:22.596	10	29.053	192.8	50.070	163.1	38.627	186.6	1:57.750
4	48.586	103.3	1:17.603	75.0	51.219	189.4	2:57.408	11	29.295	190.8	49.625	163.8	38.622	188.0	1:57.542
5	28.743	193.5	50.523	163.6	38.634	188.7	1:57.900	12	28.513	193.2	49.547	160.7	39.023	188.7	1:57.083
6	28.863	190.1	50.608	164.3	38.323	188.7	1:57.794	13	29.290	193.2	49.835	163.6	38.774	189.4	1:57.899
7	28.613	192.1	49.573	163.6	38.619	186.6	1:56.805								

23 CORTHALS						BEL		SEAT Leon				I			
1	34.779	192.8	56.411	86.9	1:05.969	2:37.159	Pit	8	28.872	194.5	49.684	165.3	38.695	193.8	1:57.251
2	1:13.545	89.5	1:24.950		1:18.821	3:57.316	Pit	9	28.409	194.9	49.710	165.3	38.525	194.5	1:56.644
3	1:09.295	80.7	1:18.361	75.8	56.262	103.7	3:23.918	10	28.636	195.2	49.743	164.8	38.770	193.1	1:57.149
4	48.582	108.6	1:18.704	73.9	52.396	193.8	2:59.682	11	28.597	195.6	49.688	164.8	38.744	194.5	1:57.029
5	28.874	194.9	51.219	163.6	38.589	193.8	1:58.682	12	28.611	194.5	49.856	165.3	37.871	190.9	1:56.338
6	28.641	195.2	49.791	164.8	37.933	193.8	1:56.365	13	28.823	194.5	50.949	165.1	38.969	191.6	1:58.741
7	28.422	193.8	49.772	165.1	38.532	194.5	1:56.726								



Weather/Track: Cloud 17° /Dry 23°

Circuit Length - 4.909 kilometres  
Enzo e Dino Ferrari  
Imola, Italy

Printed at 16:18, Sunday, 21 September, 2008

© MST Systems Ltd, 2005 (www.mstworld.com)

Page 3

# 2008 FIA World Touring Car Championship

## Race 2 - Sector Analysis Report

Lap S1 Time S1 Spd S2 Time S2 Spd S3 Time S3 Spd Lap Time Pit Lap S1 Time S1 Spd S2 Time S2 Spd S3 Time S3 Spd Lap Time Pit

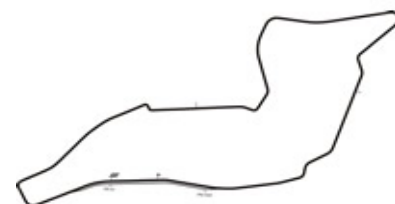
26 D'ASTE						ITA		BMW 320si						I	
1	36.036	186.8	58.544	92.5	1:12.037	2:46.617	Pit	8	28.627	194.5	49.683	165.1	38.490	188.0	1:56.800
2	1:08.867	99.7	1:24.555		1:24.465	3:57.887	Pit	9	28.688	193.8	49.523	166.4	38.371	188.7	1:56.582
3	1:05.031	77.9	1:16.472	82.8	57.788	94.5		10	28.557	194.9	49.712	165.6	38.308	190.9	1:56.577
4	48.232	86.3	1:17.453	79.5	50.788	190.9		11	28.577	194.9	50.272	165.6	38.449	190.9	1:57.298
5	29.392	194.5	50.134	166.6	39.194	191.6	1:58.720	12	28.377	195.6	49.840	165.8	38.686	188.0	1:56.903
6	28.780	195.6	49.993	165.8	38.656	191.6	1:57.429	13	28.591	195.2	50.204	166.1	38.679	191.6	1:57.474
7	28.584	194.9	49.804	167.1	39.018	191.6	1:57.406								

27 LADYGIN						RUS		Lada 110						I	
1	38.439	186.5	1:01.748		1:17.925	2:58.112	Pit	8	29.128	190.8	51.168	161.6	39.021	185.2	1:59.317
2	1:03.358	86.6	1:23.377	73.9	1:31.042	3:57.777	Pit	9	28.923	191.8	50.863	162.4	39.139	183.9	1:58.925
3	1:01.295	173.0	1:14.230	76.1	57.125	107.9		10	29.049	190.8	50.986	162.1	39.498	184.6	1:59.533
4	47.893	92.7	1:17.733	88.1	50.095	185.9	2:55.721	11	29.267	190.4	51.338	161.6	39.195	183.2	1:59.800
5	29.503	189.8	51.882	162.6	39.041	185.9	2:00.426	12	29.287	189.4	50.891	161.4	39.129	184.6	1:59.307
6	29.222	187.1	52.415	162.1	38.927	186.6	2:00.564	13	29.230	190.1	51.111	160.4	39.506	184.6	1:59.847
7	28.868	190.8	51.777	161.6	38.888	188.0	1:59.533								

29 LAGEN						NED		Lada 110						I	
1	36.591	182.7	1:00.669	83.5	1:13.522	2:50.782	Pit	8	28.543	193.2	50.007	165.3	38.314	189.4	1:56.864
2	1:07.742	102.3	1:23.832		1:26.791	3:58.365	Pit	9	28.603	194.5	50.158	164.8	38.531	188.7	1:57.292
3	1:02.988	97.3	1:16.590	75.1	57.154	98.4		10	28.571	193.8	49.846	164.8	38.797	187.3	1:57.214
4	47.762	98.9	1:17.303	82.6	50.007	190.9	2:55.072	11	30.324	188.8	50.384	163.8	38.720	189.4	1:59.428
5	28.909	188.1	50.368	165.3	39.405	188.7	1:58.682	12	28.657	194.9	50.211	165.6	38.795	188.7	1:57.663
6	29.245	195.2	50.002	166.9	38.534	185.9	1:57.781	13	28.540	195.6	50.246	164.6	38.884	188.0	1:57.670
7	28.871	194.2	50.177	165.3	38.518	188.0	1:57.566								

31 HERNANDEZ						ESP		BMW 320si						I	
1	33.695	190.1	55.412	101.2	1:03.149	2:32.256	Pit	8	28.481	198.1	49.896	167.7	38.321	193.1	1:56.698
2	1:15.181	90.6	1:25.007	79.7	1:16.417	3:56.605	Pit	9	28.442	196.0	49.368	165.8	38.095	193.1	1:55.905
3	1:11.565	91.5	1:17.511	87.0	57.417	110.0		10	28.442	197.0	49.465	166.6	38.257	191.6	1:56.164
4	48.614	105.3	1:17.859	94.4	54.773	190.9	3:01.246	11	28.451	196.0	49.480	166.1	38.344	194.5	1:56.275
5	29.329	193.8	49.852	166.1	38.237	193.1	1:57.418	12	28.357	197.4	49.747	166.1	38.602	192.3	1:56.706
6	29.151	194.9	50.025	166.6	38.243	193.1	1:57.419	13	28.561	195.2	50.097	164.6	38.469	190.9	1:57.127
7	28.814	196.3	49.590	166.4	38.240	194.5	1:56.644								

42 ENGSTLER						GER		BMW 320si						I	
1	35.712	174.1	58.317	91.2	1:10.766	2:44.795	Pit	8	28.294	197.4	49.551	165.8	38.283	185.9	1:56.128
2	1:09.919	106.7	1:24.868		1:21.535	3:56.322	Pit	9	28.384	197.8	49.801	166.9	38.241	187.3	1:56.426
3	1:06.905	96.6	1:17.407	79.5	57.791	100.8		10	28.326	196.3	50.156	166.4	38.539	195.3	1:57.021
4	48.347	91.6	1:17.292		50.937	194.5	2:56.576	11	28.641	193.2	50.220	165.3	38.628	186.6	1:57.489
5	28.685	196.3	50.140	166.1	39.539	193.8	1:58.364	12	28.120	197.8	49.884	166.6	38.553	192.3	1:56.557
6	28.688	197.8	50.173	166.6	38.384	194.5	1:57.245	13	28.538	196.0	49.858	166.6	38.651	190.9	1:57.047
7	28.383	198.1	49.754	166.4	40.154	187.3	1:58.291								



Weather/Track: Cloud 17° /Dry 23°

Circuit Length - 4.909 kilometres  
Enzo e Dino Ferrari  
Imola, Italy

Printed at 16:18, Sunday, 21 September, 2008

© MST Systems Ltd, 2005 (www.mstworld.com)

Page 4

# 2008 FIA World Touring Car Championship

## Race 2 - Sector Analysis Report

Lap S1 Time S1 Spd S2 Time S2 Spd S3 Time S3 Spd Lap Time Pit Lap S1 Time S1 Spd S2 Time S2 Spd S3 Time S3 Spd Lap Time Pit

### 43 ROMANOV

RUS

BMW 320si

I

1	37.560	186.5	1:03.103	73.9	1:20.043		3:00.706	Pit	8	28.834	194.9	49.989	163.8	39.000	189.4	1:57.823
2	1:01.265	91.9	1:23.589		1:32.700		3:57.554	Pit	9	28.846	194.9	51.062	164.1	38.726	188.7	1:58.634
3	1:01.102	184.9	1:12.607	74.5	57.614	104.5	3:11.323		10	28.977	196.7	51.046	150.0	39.470	185.2	1:59.493
4	47.569	94.4	1:17.714	84.8	49.884	190.9	2:55.167		11	29.016	195.6	51.223	164.3	38.995	187.3	1:59.234
5	29.108	192.5	50.775	165.1	38.969	193.1	1:58.852		12	28.779	194.9	50.680	161.1	39.220	186.6	1:58.679
6	29.482	188.4	50.390	164.8	38.888	190.1	1:58.760		13	28.864	194.2	50.719	158.5	40.362	184.6	1:59.945
7	28.900	194.5	50.529	163.6	38.750	190.1	1:58.179									

### 45 TANEV

BUL

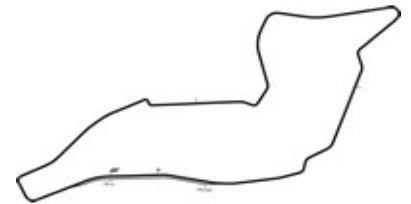
BMW 320si

I

1	37.169	190.8	1:01.478	78.0	1:15.589		2:54.236	Pit	8	28.931	193.5	50.895	164.1	38.973	191.6	1:58.799
2	1:06.001	97.1	1:23.484	74.7	1:28.836		3:58.321	Pit	9	28.991	193.2	51.295	163.8	38.788	191.6	1:59.074
3	1:00.979	125.8	1:16.331	79.1	57.442	104.1	3:14.752		10	28.988	193.5	50.496	164.6	39.098	190.1	1:58.582
4	47.686	95.4	1:17.534	85.5	50.062	191.6	2:55.282		11	29.148	193.5	50.832	163.3	39.216	190.1	1:59.196
5	29.015	193.2	50.542	165.6	39.019	191.6	1:58.576		12	29.177	192.5	50.665	164.6	38.817	190.1	1:58.659
6	28.960	194.9	51.191	164.3	38.859	191.6	1:59.010		13	29.104	193.2	50.764	164.3	39.175	190.1	1:59.043
7	29.097	193.8	50.379	165.1	38.791	193.1	1:58.267									



Weather/Track: Cloud 17° /Dry 23°



Circuit Length - 4.909 kilometres  
Enzo e Dino Ferrari  
Imola, Italy

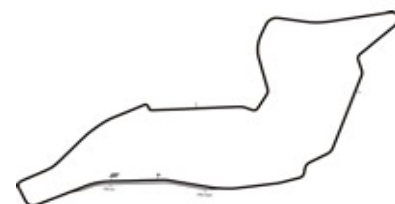
Printed at 16:18, Sunday, 21 September, 2008

© MST Systems Ltd, 2005 (www.mstworld.com)

Page 5

## 2008 FIA World Touring Car Championship Race 2 - Best Sector Speeds Report

SECTOR 1				SECTOR 2				SECTOR 3				
POS	NO	NAME	SPEED	LAP	NO	NAME	SPEED	LAP	NO	NAME	SPEED	LAP
1	10	RYDELL	201.1	10	15	THOMPSON	170.6	13	10	RYDELL	198.4	5
2	6	LARINI	200.7	10	12	MULLER	170.0	8	12	MULLER	196.8	4
3	12	MULLER	200.7	10	9	GENE	169.5	6	4	ZANARDI	196.1	7
4	15	THOMPSON	198.8	6	6	LARINI	169.2	6	18	MONTEIRO	196.1	7
5	18	MONTEIRO	198.8	5	10	RYDELL	169.0	5	1	PRIAULX	195.3	7
6	1	PRIAULX	198.5	10	18	MONTEIRO	168.4	6	3	FARFUS	195.3	10
7	3	FARFUS	198.5	10	7	HUFF	168.2	10	15	THOMPSON	195.3	6
8	7	HUFF	198.5	6	8	MENU	168.2	6	42	ENGSTLER	195.3	10
9	8	MENU	198.5	6	1	PRIAULX	167.7	6	6	LARINI	194.5	7
10	31	HERNANDEZ	198.1	8	31	HERNANDEZ	167.7	8	7	HUFF	194.5	7
11	42	ENGSTLER	198.1	7	3	FARFUS	167.1	13	9	GENE	194.5	5
12	2	MULLER	197.8	9	26	D'ASTE	167.1	7	23	CORTHALS	194.5	7
13	4	ZANARDI	197.8	8	4	ZANARDI	166.9	6	31	HERNANDEZ	194.5	7
14	9	GENE	197.8	9	29	LAGEN	166.9	6	2	MULLER	193.8	11
15	43	ROMANOV	196.7	10	42	ENGSTLER	166.9	9	8	MENU	193.8	10
16	23	CORTHALS	195.6	11	2	MULLER	166.4	8	43	ROMANOV	193.1	5
17	26	D'ASTE	195.6	6	45	TANEV	165.6	5	45	TANEV	193.1	7
18	29	LAGEN	195.6	13	23	CORTHALS	165.3	8	26	D'ASTE	191.6	5
19	45	TANEV	194.9	6	43	ROMANOV	165.1	5	29	LAGEN	190.9	4
20	20	CORONEL	193.5	5	20	CORONEL	164.3	6	13	OKYAY	190.1	5
21	13	OKYAY	193.2	13	13	OKYAY	164.1	8	20	CORONEL	189.4	4
22	27	LADYGIN	191.8	9	27	LADYGIN	162.6	5	27	LADYGIN	188.0	7



Weather/Track: Cloud 17° /Dry 23°

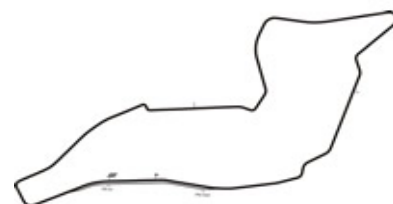
Circuit Length - 4.909 kilometres  
Enzo e Dino Ferrari  
Imola, Italy



## 2008 FIA World Touring Car Championship Race 2 - Best Sector Times Report

POS	SECTOR 1			SECTOR 2			SECTOR 3			NAME	IDEAL/BEST LAP COMPARISON				
	NO	TIME	LAP	NO	TIME	LAP	NO	TIME	LAP		IDEAL	BEST	LAP	DIFF	
1	12	27.939	8	1	49.368	8	18	37.592	11	18	MONTEIRO	1:55.246	1:55.592	11	+ 0.346
2	10	27.963	9	31	49.368	9	23	37.871	12	15	THOMPSON	1:55.663	1:55.966	9	+ 0.303
3	6	27.982	9	3	49.427	7	15	38.077	5	1	PRIAULX	1:55.675	1:55.893	8	+ 0.218
4	18	28.019	12	20	49.431	9	31	38.095	9	3	FARFUS	1:55.750	1:56.012	8	+ 0.262
5	7	28.020	8	4	49.490	9	10	38.097	6	10	RYDELL	1:55.770	1:56.095	8	+ 0.325
6	15	28.030	11	7	49.508	11	1	38.149	6	7	HUFF	1:55.785	1:55.900	11	+ 0.115
7	3	28.040	11	2	49.522	8	4	38.156	8	4	ZANARDI	1:55.808	1:56.019	9	+ 0.211
8	8	28.068	13	26	49.523	9	2	38.181	7	31	HERNANDEZ	1:55.820	1:55.905	9	+ 0.085
9	42	28.120	12	42	49.551	8	12	38.222	6	2	MULLER	1:55.833	1:56.054	9	+ 0.221
10	2	28.130	9	15	49.556	10	42	38.241	9	6	LARINI	1:55.837	1:56.150	9	+ 0.313
11	1	28.158	11	6	49.579	6	7	38.257	9	12	MULLER	1:55.851	1:56.015	8	+ 0.164
12	4	28.162	13	8	49.582	8	8	38.258	8	8	MENU	1:55.908	1:55.919	8	+ 0.011
13	9	28.349	8	18	49.635	9	6	38.276	5	42	ENGSTLER	1:55.912	1:56.128	8	+ 0.216
14	31	28.357	12	23	49.684	8	3	38.283	6	23	CORTHALS	1:55.964	1:56.338	12	+ 0.374
15	26	28.377	12	12	49.690	7	26	38.308	10	26	D'ASTE	1:56.208	1:56.577	10	+ 0.369
16	23	28.409	9	10	49.710	8	29	38.314	8	20	CORONEL	1:56.267	1:56.522	8	+ 0.255
17	20	28.513	12	9	49.825	6	20	38.323	6	29	LAGEN	1:56.700	1:56.864	8	+ 0.164
18	29	28.540	13	29	49.846	10	13	38.559	8	9	GENE	1:56.831	1:56.910	8	+ 0.079
19	13	28.714	13	43	49.989	8	9	38.657	8	43	ROMANOV	1:57.494	1:57.823	8	+ 0.329
20	43	28.779	12	13	50.331	10	43	38.726	9	13	OKYAY	1:57.604	1:58.120	10	+ 0.516
21	27	28.868	7	45	50.379	7	45	38.788	9	45	TANEV	1:58.098	1:58.267	7	+ 0.169
22	45	28.931	8	27	50.863	9	27	38.888	7	27	LADYGIN	1:58.619	1:58.925	9	+ 0.306

'Perfect Lap' - 1:54.899



Weather/Track: Cloud 17° /Dry 23°

Circuit Length - 4.909 kilometres  
Enzo e Dino Ferrari  
Imola, Italy

## 2008 FIA World Touring Car Championship

### RACE 2 - LAP CHART

Lap 1			Lap 2			Lap 3			Lap 4			Lap 5		
No	Behind	Laptime	No	Behind	Laptime	No	Behind	Laptime	No	Behind	Laptime	No	Behind	Laptime
2		2:24.703P	2		3:56.011P	2		3:30.003	2		3:03.081	2		1:56.658
6	1.144	2:25.847P	6	1.505	3:56.372P	6	0.688	3:29.186	6	0.648	3:03.041	15	0.704	1:56.550
15	2.638	2:27.341P	15	3.032	3:56.405P	15	1.495	3:28.466	15	0.812	3:02.398	6	1.323	1:57.333
7	4.215	2:28.918P	7	4.792	3:56.588P	7	2.320	3:27.531	7	1.366	3:02.127	7	1.831	1:57.123
3	5.332	2:30.035P	3	6.003	3:56.682P	3	2.938	3:26.938	3	1.874	3:02.017	3	2.533	1:57.317
12	6.481	2:31.184P	12	7.119	3:56.649P	12	3.858	3:26.742	12	2.177	3:01.400	12	2.875	1:57.356
31	7.553	2:32.256P	31	8.147	3:56.605P	31	4.637	3:26.493	31	2.802	3:01.246	10	3.197	1:56.680
10	9.757	2:34.460P	10	10.596	3:56.850P	10	5.823	3:25.230	10	3.175	3:00.433	31	3.562	1:57.418
4	10.851	2:35.554P	4	11.767	3:56.927P	4	6.942	3:25.178	4	3.804	2:59.943	4	3.950	1:56.804
23	12.456	2:37.159P	23	13.761	3:57.316P	23	7.676	3:23.918	23	4.277	2:59.682	1	5.188	1:57.153
1	14.206	2:38.909P	1	15.394	3:57.199P	1	8.834	3:23.443	1	4.693	2:58.940	23	6.301	1:58.682
18	15.805	2:40.508P	18	16.727	3:56.933P	18	9.881	3:23.157	18	5.017	2:58.217	20	6.599	1:57.900
20	18.321	2:43.024P	20	18.437	3:56.127P	20	11.030	3:22.596	20	5.357	2:57.408	18	6.950	1:58.591
42	20.092	2:44.795P	42	20.403	3:56.322P	42	12.503	3:22.103	42	5.998	2:56.576	42	7.704	1:58.364
26	21.914	2:46.617P	26	23.790	3:57.887P	26	13.078	3:19.291	26	6.470	2:56.473	8	8.153	1:57.964
8	23.746	2:48.449P	8	26.184	3:58.449P	8	14.163	3:17.982	8	6.847	2:55.765	26	8.532	1:58.720
29	26.079	2:50.782P	29	28.433	3:58.365P	29	15.162	3:16.732	29	7.153	2:55.072	29	9.177	1:58.682
9	28.061	2:52.764P	9	29.771	3:57.721P	9	15.882	3:16.114	9	7.824	2:55.023	9	9.364	1:58.198
45	29.533	2:54.236P	45	31.843	3:58.321P	45	16.592	3:14.752	45	8.793	2:55.282	45	10.711	1:58.576
13	31.293	2:55.996P	13	33.342	3:58.060P	13	17.072	3:13.733	13	9.904	2:55.913	13	12.904	1:59.658
27	33.409	2:58.112P	27	35.175	3:57.777P	27	17.822	3:12.650	27	10.462	2:55.721	43	13.146	1:58.852
43	36.003	3:00.706P	43	37.546	3:57.554P	43	18.866	3:11.323	43	10.952	2:55.167	27	14.230	2:00.426

Subject to Technical Scrutineering.  
Weather/Track: Cloud 17°/Dry 23°

Imola  
Circuit Length = 4.9090 km.  
Start: 15:33 End: 16:04

## 2008 FIA World Touring Car Championship RACE 2 - LAP CHART

(contd.)

Lap 6			Lap 7			Lap 8			Lap 9			Lap 10		
No	Behind	Laptime	No	Behind	Laptime	No	Behind	Laptime	No	Behind	Laptime	No	Behind	Laptime
2		1:56.593	15		1:56.318	15		1:56.038	15		1:55.966	15		1:56.092
15	0.151	1:56.040	2	0.771	1:57.240	2	0.999	1:56.266	2	1.087	1:56.054	2	1.083	1:56.088
6	0.926	1:56.196	6	1.349	1:56.892	6	1.730	1:56.419	6	1.914	1:56.150	7	2.177	1:56.075
7	1.339	1:56.101	7	1.630	1:56.760	7	2.033	1:56.441	7	2.194	1:56.127	6	2.775	1:56.953
12	2.752	1:56.470	12	2.460	1:56.177	12	2.437	1:56.015	12	2.754	1:56.283	12	3.147	1:56.485
10	3.264	1:56.660	10	2.938	1:56.143	10	2.995	1:56.095	10	3.295	1:56.266	10	3.661	1:56.458
3	3.738	1:57.798	3	3.406	1:56.137	3	3.380	1:56.012	3	3.646	1:56.232	3	3.970	1:56.416
4	4.063	1:56.706	4	3.997	1:56.403	1	4.124	1:55.893	1	4.192	1:56.034	1	4.285	1:56.185
31	4.388	1:57.419	1	4.269	1:56.066	4	4.828	1:56.869	4	4.881	1:56.019	4	4.863	1:56.074
1	4.672	1:56.077	31	4.563	1:56.644	31	5.223	1:56.698	31	5.162	1:55.905	31	5.234	1:56.164
23	6.073	1:56.365	23	6.330	1:56.726	18	6.843	1:56.242	18	7.038	1:56.161	18	7.273	1:56.327
18	6.964	1:56.607	18	6.639	1:56.144	23	7.543	1:57.251	23	8.221	1:56.644	23	9.278	1:57.149
20	7.800	1:57.794	20	8.136	1:56.805	20	8.620	1:56.522	20	9.248	1:56.594	20	10.906	1:57.750
42	8.356	1:57.245	8	9.718	1:57.177	8	9.599	1:55.919	8	9.854	1:56.221	8	11.224	1:57.462
8	9.010	1:57.450	42	10.178	1:58.291	42	10.268	1:56.128	42	10.728	1:56.426	42	11.657	1:57.021
26	9.368	1:57.429	26	10.305	1:57.406	26	11.067	1:56.800	26	11.683	1:56.582	26	12.168	1:56.577
29	10.365	1:57.781	29	11.462	1:57.566	29	12.288	1:56.864	29	13.614	1:57.292	29	14.736	1:57.214
9	10.376	1:57.605	9	12.161	1:58.254	9	13.033	1:56.910	9	14.149	1:57.082	9	15.539	1:57.482
45	13.128	1:59.010	45	14.926	1:58.267	45	17.687	1:58.799	45	20.795	1:59.074	45	23.285	1:58.582
43	15.313	1:58.760	43	17.023	1:58.179	43	18.808	1:57.823	43	21.476	1:58.634	43	24.877	1:59.493
13	17.723	2:01.412	13	21.000	1:59.746	13	23.632	1:58.670	13	26.429	1:58.763	13	28.457	1:58.120
27	18.201	2:00.564	27	21.265	1:59.533	27	24.544	1:59.317	27	27.503	1:58.925	27	30.944	1:59.533

Subject to Technical Scrutineering.  
Weather/Track: Cloud 17°/Dry 23°

Imola  
Circuit Length = 4.9090 km.  
Start: 15:33 End: 16:04

**2008 FIA World Touring Car Championship**  
**RACE 2 - LAP CHART**

(contd.)

Lap 11			Lap 12			Lap 13			Lap 14			Lap 15		
No	Behind	Laptime	No	Behind	Laptime	No	Behind	Laptime	No	Behind	Laptime	No	Behind	Laptime
15		1:56.242	15		1:56.326	15		1:56.425						
2	1.352	1:56.511	2	1.323	1:56.297	2	1.120	1:56.222						
7	1.835	1:55.900	7	1.812	1:56.303	7	1.858	1:56.471						
6	2.811	1:56.278	6	2.981	1:56.496	6	3.353	1:56.797						
12	3.175	1:56.270	12	3.465	1:56.616	12	4.034	1:56.994						
10	3.871	1:56.452	10	3.899	1:56.354	10	4.378	1:56.904						
3	4.313	1:56.585	3	4.277	1:56.290	1	5.142	1:56.810						
1	4.554	1:56.511	1	4.757	1:56.529	3	6.029	1:58.177						
4	5.060	1:56.439	4	5.447	1:56.713	4	6.179	1:57.157						
31	5.267	1:56.275	31	5.647	1:56.706	31	6.349	1:57.127						
18	6.623	1:55.592	18	6.889	1:56.592	18	7.016	1:56.552						
23	10.065	1:57.029	23	10.077	1:56.338	8	11.521	1:56.771						
8	11.381	1:56.399	8	11.175	1:56.120	23	12.393	1:58.741						
20	12.206	1:57.542	20	12.963	1:57.083	42	13.757	1:57.047						
42	12.904	1:57.489	42	13.135	1:56.557	20	14.437	1:57.899						
26	13.224	1:57.298	26	13.801	1:56.903	26	14.850	1:57.474						
9	17.709	1:58.412	9	18.972	1:57.589	9	20.103	1:57.556						
29	17.922	1:59.428	29	19.259	1:57.663	29	20.504	1:57.670						
45	26.239	1:59.196	45	28.572	1:58.659	45	31.190	1:59.043						
43	27.869	1:59.234	43	30.222	1:58.679	43	33.742	1:59.945						
13	30.721	1:58.506	13	32.521	1:58.126	13	34.731	1:58.635						
27	34.502	1:59.800	27	37.483	1:59.307	27	40.905	1:59.847						

Subject to Technical Scrutineering.  
Weather/Track: Cloud 17°/Dry 23°

Imola  
Circuit Length = 4.9090 km.  
Start: 15:33 End: 16:04