



WTCC

Estoril, Portugal  
11-13 July 2008



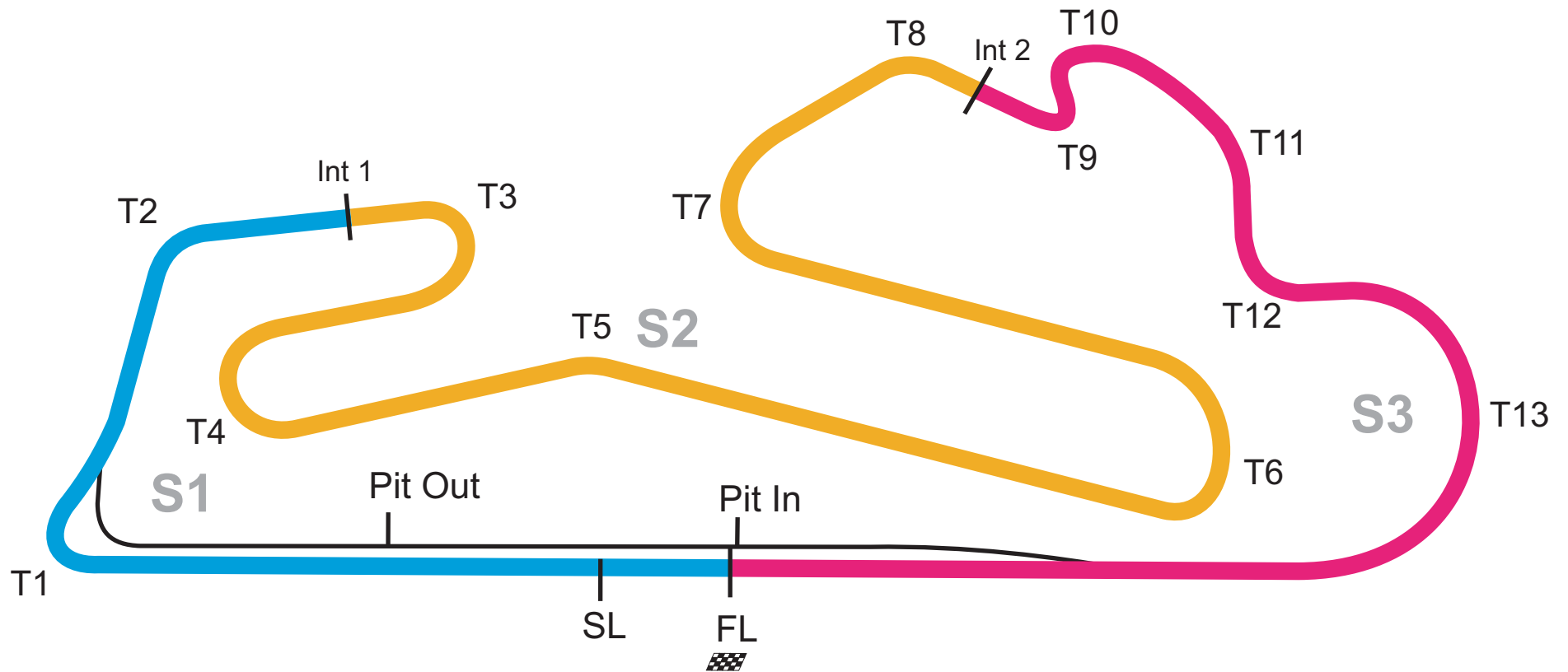
Timing and Results by MST Systems Ltd

[www.fiawtcc.com](http://www.fiawtcc.com)

[www.mstworld.com](http://www.mstworld.com)



—▲ Start line  
 ▣ Finish & Timing "Line"  
 Start Line Offset 29,0m  
 Int 1 = @ 0,977 Km  
 Int 2 = @ 2,886 Km  
 Circuit Centerline 4,182 Km  
 Pit In @ 4,173 m  
 Pit Out @ +0,292 Km  
 A Lap by the Pits = 4,126 Km  
 T = Number of Turn S = Sector



## 2008 FIA World Touring Car Championship TESTING

POS	NO	CL	DRIVER	NAT	CAR	TIME	LAPS	GAP	KPH
1	3		Augusto FARFUS	BRA	BMW 320si	1:47.997	14		139.40
2	2		Jorg MULLER	GER	BMW 320si	1:48.362	14	0.365	138.93
3	1		Andy PRIAULX	GBR	BMW 320si	1:48.397	14	0.400	138.88
4	8		Alain MENU	SUI	Chevrolet Lacetti	1:48.405	13	0.408	138.87
5	7		Robert HUFF	GBR	Chevrolet Lacetti	1:48.423	11	0.426	138.85
6	18		Tiago MONTEIRO	POR	SEAT Leon TDI	1:48.523	11	0.526	138.72
7	5		Felix PORTEIRO	ESP	BMW 320si	1:48.785	14	0.788	138.39
8	15		James THOMPSON	GBR	Honda Accord Euro R	1:48.913	11	0.916	138.23
9	10		Rickard RYDELL	SWE	SEAT Leon TDI	1:48.980	12	0.983	138.14
10	6		Nicola LARINI	ITA	Chevrolet Lacetti	1:48.985	12	0.988	138.14
11	4		Alessandro ZANARDI	ITA	BMW 320si	1:48.986	14	0.989	138.13
12	12		Yvan MULLER	FRA	SEAT Leon TDI	1:49.031	14	1.034	138.08
13	11		Gabriele TARQUINI	ITA	SEAT Leon TDI	1:49.090	13	1.093	138.00
14	31		Sergio HERNANDEZ	ESP	BMW 320si	1:49.118	13	1.121	137.97
15	9		Jordi GENE	ESP	SEAT Leon TDI	1:49.148	13	1.151	137.93
16	20		Tom CORONEL	NED	SEAT Leon	1:49.152	13	1.155	137.92
17	23		Pierre-Yves CORTHALS	BEL	SEAT Leon	1:49.551	11	1.554	137.42
18	26		Stefano D'ASTE	ITA	BMW 320si	1:49.689	14	1.692	137.25
19	77		Tom BOARDMAN	GBR	SEAT Leon 2.0 TFSI	1:50.689	12	2.692	136.01
20	42		Franz ENGSTLER	GER	BMW 320si	1:51.032	14	3.035	135.59
21	29		Jaap van LAGEN	NED	Lada 110	1:51.153	13	3.156	135.44
22	16		Olivier TIELEMANS	NED	BMW 320si	1:51.433	14	3.436	135.10
23	60		Kristian POULSEN	DEN	BMW 320si	1:51.840	14	3.843	134.61
24	28		Viktor SHAPOVALOV	RUS	Lada 110	1:52.236	12	4.239	134.13
25	13		Ibrahim OKYAY	TUR	BMW 320si	1:53.153	12	5.156	133.05

Weather/Track: Cloud 22°/ Wet 27°

Estoril  
Circuit Length = 4.1820 km.  
Start: 15:00 End: 15:30

Race Director:	Steward:	Timekeeper:
----------------	----------	-------------

# 2008 FIA World Touring Car Championship Testing - Sector Analysis Report

Lap S1 Time S1 Spd S2 Time S2 Spd S3 Time S3 Spd Lap Time Pit Lap S1 Time S1 Spd S2 Time S2 Spd S3 Time S3 Spd Lap Time Pit

1 PRIAULX				GBR				BMW 320si					
1				203.1	12:17.275	9	2:10.946	131.5	56.397	34.103	208.3	3:41.446	
2		1:21.493		205.5	1:56.496	10	22.281	148.1	52.634	33.758	209.2	1:48.673	
3	23.861	147.5	54.279	34.572	206.7	1:52.712	11	22.327	151.6	53.108	40.455	1:55.890 Pit	
4	22.974	149.1	53.394	38.798	203.1	1:55.166	12	3:50.467	127.5	1:00.355	35.119	209.6	5:25.941
5	24.112	148.5	53.848	35.696	204.3	1:53.656	13	22.139	150.2	52.629	33.629	213.0	1:48.397
6	22.978	152.5	53.322	34.310	207.9	1:50.610	14	22.477	148.9	52.842	51.357		2:06.676 Pit
7	22.660	151.2	52.876	33.993	208.8	1:49.529							
8	22.540	154.5	53.347	41.927		1:57.814 Pit							

2 MULLER				GER				BMW 320si					
1	10:58.296	132.3	57.698	36.408	204.3	12:32.402	9	22.668	147.1	53.650	42.981		1:59.299 Pit
2	25.157	134.4	54.631	34.424	206.3	1:54.212	10	3:24.764	144.5	53.383	39.661		4:57.808 Pit
3	23.576	146.1	53.330	34.677	208.3	1:51.583	11	3:02.608	143.8	52.562	33.584	209.2	4:28.754
4	22.893	152.1	53.719	37.357	203.5	1:53.969	12	22.090	153.1	52.554	33.718	209.6	1:48.362
5	22.962	144.5	52.917	35.089	207.5	1:50.968	13	22.138	154.7	52.624	34.375	205.5	1:49.137
6	22.545	148.9	53.140	34.042	208.3	1:49.727	14	22.716	145.9	53.185	55.421		2:11.322 Pit
7	22.406	153.6	53.459	34.854	208.3	1:50.719							
8	22.420	150.6	52.889	33.977	209.2	1:49.286							

3 FARFUS				BRA				BMW 320si					
1	10:59.142	113.8	1:00.039	36.057	175.7	12:35.238	9	22.351	148.9	53.401	43.101		1:58.853 Pit
2	25.848	137.2	56.243	35.218	208.3	1:57.309	10	2:01.000	141.9	53.039	34.024	209.2	3:28.063
3	23.206	148.7	53.294	34.393	211.3	1:50.893	11	22.374	150.8	53.141	41.919		1:57.434 Pit
4	22.911	127.6	54.084	48.038		2:05.033 Pit	12	2:39.181	125.4	56.642	33.686	210.9	4:09.509
5	2:54.940	133.9	53.044	33.872	209.6	4:21.856	13	22.134	151.6	52.252	33.611	210.0	1:47.997
6	22.422	149.7	52.696	33.940	209.2	1:49.058	14	22.178	150.0	52.453	49.698		2:04.329 Pit
7	22.380	150.0	52.637	34.170	208.8	1:49.187							
8	22.421	153.1	52.836	33.926	209.2	1:49.183							

4 ZANARDI				ITA				BMW 320si					
1	11:54.319	107.8	1:00.862	36.246	205.5	13:31.427	9	22.608	144.9	53.227	34.014	209.6	1:49.849
2	24.185	128.5	54.365	34.645	207.5	1:53.195	10	22.719	148.3	54.461	44.845		2:02.025 Pit
3	23.307	138.9	53.733	38.552	204.3	1:55.592	11	3:06.603	143.2	54.721	34.759	209.6	4:36.083
4	23.408	138.6	54.338	36.798	204.3	1:54.544	12	22.274	147.9	52.938	33.805	210.9	1:49.017
5	23.018	144.7	53.909	35.519	207.9	1:52.446	13	22.250	146.7	52.879	33.857	210.0	1:48.986
6	22.763	150.6	53.550	45.982		2:02.295 Pit	14	23.481	131.7	55.931	1:58.508		3:17.920 Pit
7	2:44.988	139.5	56.777	35.376	208.8	4:17.141							
8	22.615	150.4	53.057	34.394	209.2	1:50.066							



Weather/Track: Cloud 22° / Wet 27°

Circuit Length - 4.182 kilometres

Autodromo  
Estoril

Printed at 15:37, Friday, 11 July, 2008

© MST Systems Ltd, 2005 (www.mstworld.com)

Page 1

# 2008 FIA World Touring Car Championship Testing - Sector Analysis Report

Lap S1 Time S1 Spd S2 Time S2 Spd S3 Time S3 Spd Lap Time Pit Lap S1 Time S1 Spd S2 Time S2 Spd S3 Time S3 Spd Lap Time Pit

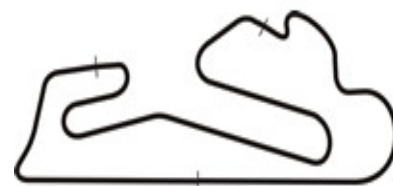
5 PORTEIRO				ESP				BMW 320si						
1	10:58.274	118.8	57.350	38.035	206.7	12:33.659	9	22.575	142.1	53.235	46.191	2:02.001	Pit	
2	26.433	124.5	54.796	35.787	207.1	1:57.016	10	3:06.565	132.1	55.513	34.150	208.8	4:36.228	
3	23.658	143.8	53.279	34.772	210.0	1:51.709	11	22.468	147.7	52.860	33.792	213.0	1:49.120	
4	23.778	131.2	54.687	52.111		2:10.576	Pit	12	22.448	148.1	52.673	33.664	214.3	1:48.785
5	3:24.703	122.8	54.925	34.557	207.9	4:54.185	13	22.420	151.6	52.908	35.943	212.1	1:51.271	
6	23.169	145.3	53.200	34.151	211.3	1:50.520	14	22.430	142.8	53.686	1:00.199		2:16.315	Pit
7	22.763	141.5	52.977	34.148	207.5	1:49.888								
8	22.682	148.3	53.102	33.916	207.1	1:49.700								

6 LARINI				ITA				Chevrolet Lacetti						
1	11:03.192	119.0	57.233	39.039	205.5	12:39.464	8	3:46.283	135.8	55.549	34.692	209.2	5:16.524	
2	25.420	135.0	54.373	37.628	207.5	1:57.421	9	22.410	148.5	55.615	34.958	209.2	1:52.983	
3	23.546	144.7	53.157	35.343	206.7	1:52.046	10	22.269	159.5	53.095	33.621	210.4	1:48.985	
4	23.191	148.1	53.071	36.153	206.3	1:52.415	11	22.252	149.7	54.065	34.247	209.2	1:50.564	
5	23.219	153.6	53.146	35.020	209.6	1:51.385	12	22.261	157.4	53.427	46.885		2:02.573	Pit
6	23.735	148.3	53.193	44.418		2:01.346	Pit							
7	3:34.976	136.3	54.419	43.207		5:12.602	Pit							

7 HUFF				GBR				Chevrolet Lacetti						
1	11:07.821	113.2	58.171	35.020	207.1	12:41.012	7	22.585	145.7	53.413	34.063	209.6	1:50.061	
2	25.297	133.6	53.904	33.988	211.7	1:53.189	8	22.759	141.7	53.684	43.567		2:00.010	Pit
3	23.321	150.0	53.541	34.805	211.3	1:51.667	9	7:35.513	123.7	55.716	33.844	210.0	9:05.073	
4	22.802	145.3	53.495	54.360		2:10.657	Pit	10	22.211	146.3	52.510	33.702	211.3	1:48.423
5	4:07.154	111.4	55.502	33.883	211.3	5:36.539	11	22.563	146.1	52.898	48.947		2:04.408	Pit
6	22.586	140.0	52.987	33.901	210.4	1:49.474								

8 MENU				SUI				Chevrolet Lacetti						
1	11:50.001	124.5	58.657	35.508	206.7	13:24.166	8	5:57.801	131.3	54.321	34.550	207.1	7:26.672	
2	24.130	133.0	54.288	34.972	205.9	1:53.390	9	22.589	150.2	53.506	34.050	207.1	1:50.145	
3	23.392	149.7	53.613	36.561	204.7	1:53.566	10	23.448	142.2	53.870	41.615		1:58.933	Pit
4	23.610	146.3	54.490	36.924	203.9	1:55.024	11	1:56.610	134.3	53.961	34.601	209.2	3:25.172	
5	23.179	149.1	53.495	34.687	205.9	1:51.361	12	22.137	148.3	52.625	33.643	210.0	1:48.405	
6	23.023	148.3	53.312	34.365	206.7	1:50.700	13	23.115	139.1	55.350	54.340		2:12.805	Pit
7	22.826	136.5	55.071	42.472		2:00.369	Pit							

9 GENE				ESP				SEAT Leon TDI						
1	10:51.674	125.8	56.680	36.546	208.8	12:24.900	8	24.149	140.2	54.760	35.058	211.7	1:53.967	
2	25.301	133.3	55.166	34.726	211.7	1:55.193	9	22.694	152.9	53.025	34.212	213.0	1:49.931	
3	24.894	138.6	54.058	35.364	213.0	1:54.316	10	22.634	155.3	53.762	49.772		2:06.168	Pit
4	23.538	151.4	54.063	37.293	206.7	1:54.894	11	7:10.674	120.9	55.893	36.950	211.7	8:43.517	
5	23.628	138.8	52.933	35.441	210.0	1:52.002	12	22.371	156.0	52.906	33.871	210.9	1:49.148	
6	23.299	141.1	53.311	35.652	213.9	1:52.262	13	23.343	135.0	56.209	53.159		2:12.711	Pit
7	22.535	149.3	53.243	34.483	213.9	1:50.261								



Weather/Track: Cloud 22° / Wet 27°

Circuit Length - 4.182 kilometres  
Autodromo Estoril

# 2008 FIA World Touring Car Championship Testing - Sector Analysis Report

Lap S1 Time S1 Spd S2 Time S2 Spd S3 Time S3 Spd Lap Time Pit Lap S1 Time S1 Spd S2 Time S2 Spd S3 Time S3 Spd Lap Time Pit

## 10 RYDELL

SWE

SEAT Leon TDI

1	10:42.144	118.2	57.306	46.930	12:26.380	Pit	8	22.603	148.7	54.101	45.953	2:02.657	Pit
2	4:05.732	136.3	54.343	37.838	207.1	5:37.913	9	5:04.342	131.0	1:02.334	34.503	209.6	6:41.179
3	23.899	142.8	53.341	35.258	212.1	1:52.498	10	22.529	153.1	52.461	33.990	210.4	1:48.980
4	22.785	149.1	52.867	34.251	213.9	1:49.903	11	22.456	148.3	52.903	34.341	208.8	1:49.700
5	22.553	148.3	52.904	34.753	210.4	1:50.210	12	22.435	151.6	53.244	34.592	208.8	1:50.271
6	22.508	151.0	53.261	34.416	212.1	1:50.185							
7	22.629	144.9	53.394	34.308	212.1	1:50.331							

## 11 TARQUINI

ITA

SEAT Leon TDI

1	10:47.475	121.7	59.103	36.558	205.9	12:23.136	8	22.404	151.4	53.166	49.132	2:04.702	Pit	
2	25.483	137.4	56.086	34.797	209.2	1:56.366	9	4:56.109	99.7	1:00.220	34.391	210.0	6:30.720	
3	23.869	142.1	53.938	35.020	209.6	1:52.827	10	23.615	113.5	1:01.480	34.494	211.3	1:59.589	
4	22.983	155.8	1:00.554	51.502		2:15.039	Pit	11	22.083	156.5	53.141	33.866	211.3	1:49.090
5	3:11.682	122.5	54.717	34.276	210.4	4:40.675	12	22.681	152.7	52.987	34.175	212.6	1:49.843	
6	22.574	148.5	53.112	34.217	210.0	1:49.903	13	23.965	129.4	56.851	56.378		2:17.194	Pit
7	23.972	117.1	55.388	34.268	211.3	1:53.628								

## 12 MULLER

FRA

SEAT Leon TDI

1	10:46.507	113.2	58.625	50.855		12:35.987	Pit	9	22.651	150.4	53.150	34.323	210.4	1:50.124
2	1:56.537	133.9	1:08.286	34.524	213.4	3:39.347	10	22.607	148.9	53.620	44.629		2:00.856	Pit
3	23.350	149.5	53.743	37.665	205.5	1:54.758	11	1:49.375	114.0	58.229	34.734	209.2	3:22.338	
4	24.413	140.8	54.306	35.491	209.6	1:54.210	12	22.436	150.2	52.657	33.938	209.2	1:49.031	
5	22.698	147.5	52.996	34.308	212.6	1:50.002	13	23.680	146.1	52.885	33.999	209.6	1:50.564	
6	22.463	147.1	53.223	34.304	213.4	1:49.990	14	22.541	146.1	54.190	56.280		2:13.011	Pit
7	22.488	140.6	54.687	48.065		2:05.240	Pit							
8	2:52.332	134.6	54.349	34.536	210.4	4:21.217								

## 13 OKYAY

TUR

BMW 320si

I

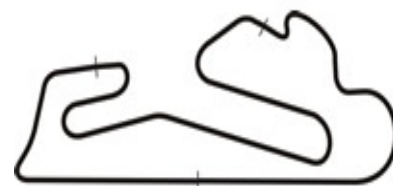
1	11:45.446	93.5		2:04.106		13:49.552	Pit	8	23.051	135.1	55.298	35.220	207.5	1:53.569
2	3:36.440	123.8	1:22.832	39.571	200.7	5:38.843	9	22.974	137.5	54.764	56.472		2:14.210	Pit
3	25.318	130.4	58.862	35.750	205.5	1:59.930	10	3:25.187	95.1	1:03.539	37.495	203.1	5:06.221	
4	23.999	132.3	56.565	34.939	206.7	1:55.503	11	23.056	133.8	54.892	35.205	210.4	1:53.153	
5	23.341	147.7	55.486	34.669	208.3	1:53.496	12	23.005	134.8	55.608	51.604		2:10.217	Pit
6	23.816	128.4	55.307	34.987	210.0	1:54.110								
7	23.486	129.9	55.501	35.328	207.9	1:54.315								

## 15 THOMPSON

GBR

Honda Accord Euro R

1	16:44.165	105.6	1:08.527	38.431	200.7	18:31.123	7	4:14.511	110.5	55.855	34.324	212.6	5:44.690	
2	25.308	124.4	57.156	34.987	209.2	1:57.451	8	22.099	151.6	52.790	34.024	212.6	1:48.913	
3	23.603	141.5	53.712	34.266	210.0	1:51.581	9	22.624	143.8	53.700	35.277	200.3	1:51.601	
4	22.926	149.1	53.290	34.313	210.9	1:50.529	10	22.691	144.3	53.793	34.303	212.6	1:50.787	
5	22.585	149.5	53.550	34.422	210.9	1:50.557	11	22.557	144.3	54.057	34.617	211.3	1:51.231	
6	22.681	140.2	55.977	43.326		2:01.984	Pit							



Weather/Track: Cloud 22° / Wet 27°

Circuit Length - 4.182 kilometres

Autodromo  
Estoril

Printed at 15:37, Friday, 11 July, 2008

© MST Systems Ltd, 2005 (www.mstworld.com)

Page 3

# 2008 FIA World Touring Car Championship

## Testing - Sector Analysis Report

Lap S1 Time S1 Spd S2 Time S2 Spd S3 Time S3 Spd Lap Time Pit Lap S1 Time S1 Spd S2 Time S2 Spd S3 Time S3 Spd Lap Time Pit

16 TIELEMANS					NED BMW 320si					I				
1	11:19.683	106.6	1:03.818	38.394	202.3	13:01.895	9	23.054	141.1	54.871	46.712	2:04.637	Pit	
2	26.882	120.0	1:00.449	36.757	203.5	2:04.088	10	5:53.221	120.9	56.045	35.547	206.3	7:24.813	
3	25.010	134.6	56.577	38.744	200.3	2:00.331	11	23.631	140.9	54.247	34.689	206.7	1:52.567	
4	25.642	127.6	57.055	38.416	202.3	2:01.113	12	23.121	140.8	54.426	35.716	210.9	1:53.263	
5	24.748	131.8	55.769	35.968	206.3	1:56.485	13	22.709	143.8	53.820	34.904	209.2	1:51.433	
6	24.133	132.0	55.995	35.635	206.3	1:55.763	14	23.380	133.1	55.383	1:21.832		2:40.595	Pit
7	23.598	134.6	54.533	34.582	207.1	1:52.713								
8	23.020	148.3	54.568	34.866	207.1	1:52.454								

18 MONTEIRO					POR SEAT Leon TDI					I					
1	10:41.862	110.0	59.178	47.639		12:28.679	Pit	7	22.786	146.5	54.131	42.889	1:59.806	Pit	
2	3:41.066	126.9	55.019	50.361		5:26.446	Pit	8	3:43.709	126.7	56.487	34.297	210.0	5:14.493	
3	3:14.193	137.9	53.964	34.488	211.3	4:42.645		9	22.402	154.7	52.540	33.581	209.6	1:48.523	
4	22.734	150.4	52.973	33.888	212.6	1:49.595		10	22.711	149.3	52.865	33.940	210.4	1:49.516	
5	22.452	148.5	52.861	33.915	210.9	1:49.228		11	22.561	150.2	53.292	48.230		2:04.083	Pit
6	22.566	154.0	53.953	35.434	211.7	1:51.953									

20 CORONEL					NED SEAT Leon					I					
1	11:58.835	134.8	58.233	46.942		13:44.010	Pit	8	22.496	147.5	53.308	43.713	1:59.517	Pit	
2	3:01.657	141.3	55.885	37.521	201.5	4:35.063		9	4:16.688	135.3	57.587	34.218	210.0	5:48.493	
3	23.832	150.8	54.383	35.301	206.3	1:53.516		10	22.301	152.1	52.839	34.012	209.6	1:49.152	
4	23.096	150.2	53.480	34.093	209.6	1:50.669		11	22.304	151.4	52.975	34.096	210.0	1:49.375	
5	22.688	153.1	54.051	34.594	209.2	1:51.333		12	22.405	155.1	53.711	34.028	209.2	1:50.144	
6	22.481	147.1	53.577	34.456	207.9	1:50.514		13	22.445	140.8	53.297	44.802		2:00.544	Pit
7	23.462	140.0	53.809	34.239	209.6	1:51.510									

23 CORTHALS					BEL SEAT Leon					I					
1	11:44.835	116.2	1:01.743	48.874		13:35.452	Pit	7	22.723	123.9	55.712	43.509	2:01.944	Pit	
2	1:43.076	105.9	57.026	46.809		3:26.911	Pit	8	7:37.378	134.4	54.326	34.206	209.6	9:05.910	
3	1:23.642	106.4	54.656	35.880	203.1	2:54.178		9	22.357	150.8	53.301	33.980	208.8	1:49.638	
4	23.776	155.8	53.835	34.490	210.4	1:52.101		10	22.334	143.8	53.226	33.991	211.3	1:49.551	
5	22.765	141.3	53.704	34.014	210.4	1:50.483		11	22.845	131.8	55.243	51.821		2:09.909	Pit
6	22.441	144.5	53.538	34.012	210.0	1:49.991									

26 D'ASTE					ITA BMW 320si					I					
1	11:03.872	128.4	57.167	35.660	204.7	12:36.699	9	23.083	140.0	54.090	44.111	2:01.284	Pit		
2	24.981	142.8	56.079	35.360	208.8	1:56.420	10	4:03.397	100.9	1:09.968	38.762	206.7	5:52.127		
3	23.796	147.3	53.849	35.893	209.2	1:53.538	11	22.669	151.4	53.204	33.816	207.5	1:49.689		
4	23.099	147.9	53.595	37.063	201.5	1:53.757	12	22.552	150.0	53.697	34.774	207.1	1:51.023		
5	23.626	148.1	54.202	44.857		2:02.685	Pit	13	22.715	149.7	53.319	34.160	207.1	1:50.194	
6	2:51.877	145.9	53.571	34.443	207.1	4:19.891	14	22.950	144.9	53.525	49.579		2:06.054	Pit	
7	22.798	146.9	53.698	34.409	206.3	1:50.905									
8	23.109	147.1	54.030	34.305	206.7	1:51.444									



Weather/Track: Cloud 22° / Wet 27°

Circuit Length - 4.182 kilometres

Autodromo

Estoril

Printed at 15:37, Friday, 11 July, 2008

© MST Systems Ltd, 2005 (www.mstworld.com)

Page 4

# 2008 FIA World Touring Car Championship Testing - Sector Analysis Report

Lap S1 Time S1 Spd S2 Time S2 Spd S3 Time S3 Spd Lap Time Pit Lap S1 Time S1 Spd S2 Time S2 Spd S3 Time S3 Spd Lap Time Pit

28 SHAPOVALOV			RUS			Lada 110			I				
1	11:38.656	118.8	1:06.576	37.750	196.9	13:22.982	8	23.814	140.8	54.683	34.992	200.0	1:53.489
2	26.364	128.2	56.636	35.542	202.7	1:58.542	9	25.419	141.1	55.116	47.243		2:07.778 Pit
3	23.979	142.8	55.795	39.950	199.2	1:59.724	10	4:01.469	144.9	54.596	34.574	204.7	5:30.639
4	23.721	135.5	54.957	36.222	200.0	1:54.900	11	23.058	144.3	54.615	34.604	204.3	1:52.277
5	23.611	133.1	54.858	47.703		2:06.172 Pit	12	23.365	147.1	54.562	53.715		2:11.642 Pit
6	5:06.981	137.4	54.585	34.757	203.1	6:36.323							
7	23.060	147.1	54.575	34.601	202.7	1:52.236							

29 LAGEN			NED			Lada 110			I				
1	11:21.796	113.8	59.612	36.166	200.7	12:57.574	8	23.537	143.6	54.761	34.643	205.1	1:52.941
2	25.136	128.4	55.653	35.533	201.9	1:56.322	9	23.322	143.6	53.996	45.615		2:02.933 Pit
3	24.408	138.1	54.778	36.340	200.3	1:55.526	10	3:08.038	103.1	56.593	36.488	196.6	4:41.119
4	24.380	134.4	54.944	36.730	198.1	1:56.054	11	23.119	147.3	55.216	34.814	203.9	1:53.149
5	24.153	136.3	54.031	35.435	201.1	1:53.619	12	23.056	148.7	53.741	34.356	204.7	1:51.153
6	23.915	141.9	54.348	34.976	201.9	1:53.239	13	23.152	145.5	54.059	45.083		2:02.294 Pit
7	23.584	148.9	53.968	34.869	203.1	1:52.421							

31 HERNANDEZ			ESP			BMW 320si			I				
1	10:59.830	114.5	57.209	36.754	205.5	12:33.793	8	22.933	140.2	53.351	43.771		2:00.055 Pit
2	25.821	130.5	54.675	34.961	205.1	1:55.457	9	4:08.681	108.5	1:05.940	38.064	207.1	5:52.685
3	23.954	141.9	53.711	34.743	206.7	1:52.408	10	22.652	145.7	52.944	33.766	208.3	1:49.362
4	24.423	122.5	55.170	53.370		2:12.963 Pit	11	22.527	146.1	52.793	33.974	208.8	1:49.294
5	4:28.212	138.1	53.400	34.226	207.9	5:55.838	12	22.409	151.8	52.723	33.986	210.0	1:49.118
6	22.818	150.4	52.995	34.282	207.5	1:50.095	13	23.857	128.2	53.863	52.334		2:10.054 Pit
7	22.594	145.7	53.460	34.261	207.5	1:50.315							

42 ENGSTLER			GER			BMW 320si			I				
1	12:34.290	104.6	1:03.399	38.547	203.9	14:16.236	9	22.735	142.1	55.490	48.866		2:07.091 Pit
2	24.567	132.5	55.024	37.399	208.3	1:56.990	10	3:33.496	129.0	54.731	34.340	207.5	5:02.567
3	24.152	140.2	59.085	38.016	201.1	2:01.253	11	23.469	138.4	54.182	34.165	208.8	1:51.816
4	24.277	128.2	55.363	35.328	205.5	1:54.968	12	22.892	140.6	53.932	34.216	209.2	1:51.040
5	23.380	135.6	54.764	34.545	207.5	1:52.689	13	22.636	139.8	54.173	34.223	209.6	1:51.032
6	23.120	137.7	54.175	36.074	209.6	1:53.369	14	22.775	140.2	54.274	54.710		2:11.759 Pit
7	22.694	142.6	54.303	35.093	205.9	1:52.090							
8	22.794	133.6	54.318	34.758	207.9	1:51.870							

60 POULSEN			DEN			BMW 320si			I				
1	11:30.928	88.8	1:17.607	43.287	147.2	13:31.822	9	23.126	136.0	54.198	34.612	206.3	1:51.936
2	29.513	116.8	1:02.177	45.145	124.1	2:16.835	10	23.370	136.8	54.122	34.623	206.3	1:52.115
3	30.334	127.2	59.788	40.170	192.9	2:10.292	11	23.270	135.5	54.029	34.541	206.3	1:51.840
4	27.537	117.5	57.098	36.465	202.3	2:01.100	12	23.165	133.9	56.038	36.191	201.9	1:55.394
5	24.414	123.8	56.933	51.392		2:12.739 Pit	13	24.252	133.6	54.396	34.651	207.9	1:53.299
6	3:25.413	123.2	57.065	35.345	205.1	4:57.823	14	23.607	136.0	54.197	52.539		2:10.343 Pit
7	23.689	132.5	54.443	34.633	204.7	1:52.765							
8	23.123	138.6	54.422	34.768	205.9	1:52.313							



Weather/Track: Cloud 22° / Wet 27°

Circuit Length - 4.182 kilometres

Autodromo

Estoril

Printed at 15:37, Friday, 11 July, 2008

© MST Systems Ltd, 2005 (www.mstworld.com)

Page 5



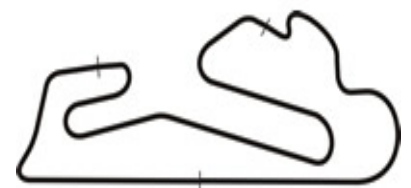
# 2008 FIA World Touring Car Championship Testing - Sector Analysis Report

Lap S1 Time S1 Spd S2 Time S2 Spd S3 Time S3 Spd Lap Time Pit Lap S1 Time S1 Spd S2 Time S2 Spd S3 Time S3 Spd Lap Time Pit

77 BOARDMAN				GBR		SEAT Leon 2.0 TFSI			I			
1				13:55.023		8	22.963	142.2	54.924	43.482	2:01.369 Pit	
2				1:56.587		9	3:29.922	121.7	57.664	35.727	209.2	5:03.313
3				2:09.408 Pit		10	22.704	146.5	54.015	33.970	209.2	1:50.689
4	4:32.905	126.1	55.252	34.709	207.9	11	22.744	140.0	54.054	34.135	210.4	1:50.933
5	23.188	142.4	54.268	34.203	207.1	12	23.293	134.1	1:01.100	51.274		2:15.667 Pit
6	23.116	142.1	54.281	34.339	207.5							
7	22.995	142.2	54.780	34.559	206.3							



Weather/Track: Cloud 22° / Wet 27°



Circuit Length - 4.182 kilometres  
Autodromo  
Estoril

## 2008 FIA World Touring Car Championship Testing - Best Sector Speeds Report

SECTOR 1				SECTOR 2		SECTOR 3		
POS	NO	NAME	SPEED	LAP	NO	NAME	SPEED	LAP
1	6	LARINI	159.5	10	5	PORTEIRO	214.3	12
2	11	TARQUINI	156.5	11	9	GENE	213.9	6
3	9	GENE	156.0	12	10	RYDELL	213.9	4
4	23	CORTHALS	155.8	4	12	MULLER	213.4	2
5	20	CORONEL	155.1	12	1	PRIAULX	213.0	13
6	2	MULLER	154.7	13	11	TARQUINI	212.6	12
7	18	MONTEIRO	154.7	9	15	THOMPSON	212.6	7
8	1	PRIAULX	154.5	8	18	MONTEIRO	212.6	4
9	3	FARFUS	153.1	8	7	HUFF	211.7	2
10	10	RYDELL	153.1	10	3	FARFUS	211.3	3
11	31	HERNANDEZ	151.8	12	23	CORTHALS	211.3	10
12	5	PORTEIRO	151.6	13	4	ZANARDI	210.9	12
13	15	THOMPSON	151.6	8	16	TIELEMANS	210.9	12
14	26	D'ASTE	151.4	11	6	LARINI	210.4	10
15	4	ZANARDI	150.6	6	13	OKYAY	210.4	11
16	12	MULLER	150.4	9	77	BOARDMAN	210.4	11
17	8	MENU	150.2	9	8	MENU	210.0	12
18	7	HUFF	150.0	3	20	CORONEL	210.0	9
19	29	LAGEN	148.9	7	31	HERNANDEZ	210.0	12
20	16	TIELEMANS	148.3	8	2	MULLER	209.6	12
21	13	OKYAY	147.7	5	42	ENGSTLER	209.6	6
22	28	SHAPOVALOV	147.1	7	26	D'ASTE	209.2	3
23	77	BOARDMAN	146.5	10	60	POULSEN	207.9	13
24	42	ENGSTLER	142.6	7	29	LAGEN	205.1	8
25	60	POULSEN	138.6	8	28	SHAPOVALOV	204.7	10



Weather/Track: Cloud 22° / Wet 27°

Circuit Length - 4.182 kilometres  
Autodromo  
Estoril

## 2008 FIA World Touring Car Championship Testing - Best Sector Times Report

POS	NO	SECTOR 1		SECTOR 2		SECTOR 3		IDEAL/BEST LAP COMPARISON							
		TIME	LAP	NO	TIME	LAP	NO	TIME	LAP	NO	NAME	IDEAL	BEST	LAP	DIFF
1	11	22.083	11	3	52.252	13	18	33.581	9	3	FARFUS	1:47.997	1:47.997	13	+ 0.000
2	2	22.090	12	10	52.461	10	2	33.584	11	2	MULLER	1:48.228	1:48.362	12	+ 0.134
3	15	22.099	8	7	52.510	10	3	33.611	13	1	PRIAULX	1:48.397	1:48.397	13	+ 0.000
4	3	22.134	13	18	52.540	9	6	33.621	10	8	MENU	1:48.405	1:48.405	12	+ 0.000
5	8	22.137	12	2	52.554	12	1	33.629	13	7	HUFF	1:48.423	1:48.423	10	+ 0.000
6	1	22.139	13	8	52.625	12	8	33.643	12	18	MONTEIRO	1:48.523	1:48.523	9	+ 0.000
7	7	22.211	10	1	52.629	13	5	33.664	12	5	PORTEIRO	1:48.757	1:48.785	12	+ 0.028
8	4	22.250	13	12	52.657	12	7	33.702	10	10	RYDELL	1:48.886	1:48.980	10	+ 0.094
9	6	22.252	11	5	52.673	12	31	33.766	10	31	HERNANDEZ	1:48.898	1:49.118	12	+ 0.220
10	20	22.301	10	31	52.723	12	4	33.805	12	15	THOMPSON	1:48.913	1:48.913	8	+ 0.000
11	23	22.334	10	15	52.790	8	26	33.816	11	4	ZANARDI	1:48.934	1:48.986	13	+ 0.052
12	9	22.371	12	20	52.839	10	11	33.866	11	11	TARQUINI	1:48.936	1:49.090	11	+ 0.154
13	18	22.402	9	4	52.879	13	9	33.871	12	6	LARINI	1:48.944	1:48.985	10	+ 0.041
14	31	22.409	12	9	52.906	12	12	33.938	12	12	MULLER	1:49.031	1:49.031	12	+ 0.000
15	5	22.420	13	11	52.987	12	77	33.970	10	9	GENE	1:49.148	1:49.148	12	+ 0.000
16	10	22.435	12	6	53.071	4	23	33.980	9	20	CORONEL	1:49.152	1:49.152	10	+ 0.000
17	12	22.436	12	26	53.204	11	10	33.990	10	23	CORTHALS	1:49.540	1:49.551	10	+ 0.011
18	26	22.552	12	23	53.226	10	20	34.012	10	26	D'ASTE	1:49.572	1:49.689	11	+ 0.117
19	42	22.636	13	29	53.741	12	15	34.024	8	77	BOARDMAN	1:50.689	1:50.689	10	+ 0.000
20	77	22.704	10	16	53.820	13	42	34.165	11	42	ENGSTLER	1:50.733	1:51.032	13	+ 0.299
21	16	22.709	13	42	53.932	12	29	34.356	12	16	TIELEMANS	1:51.111	1:51.433	13	+ 0.322
22	13	22.974	9	77	54.015	10	60	34.541	11	29	LAGEN	1:51.153	1:51.153	12	+ 0.000
23	29	23.056	12	60	54.029	11	28	34.574	10	60	POULSEN	1:51.693	1:51.840	11	+ 0.147
24	28	23.058	11	28	54.562	12	16	34.582	7	28	SHAPOVALO	1:52.194	1:52.236	7	+ 0.042
25	60	23.123	8	13	54.764	9	13	34.669	5	13	OKYAY	1:52.407	1:53.153	11	+ 0.746

'Perfect Lap' - 1:47.916



Weather/Track: Cloud 22° / Wet 27°

Circuit Length - 4.182 kilometres  
Autodromo  
Estoril

## 2008 FIA World Touring Car Championship

### FREE PRACTICE 1

POS	NO	CL	DRIVER	NAT	CAR	TIME	LAPS	GAP	KPH
1	12		Yvan MULLER	FRA	SEAT Leon TDI	1:48.331	12		138.97
2	3		Augusto FARFUS	BRA	BMW 320si	1:48.376	13	0.045	138.91
3	6		Nicola LARINI	ITA	Chevrolet Lacetti	1:48.406	8	0.075	138.87
4	18		Tiago MONTEIRO	POR	SEAT Leon TDI	1:48.462	12	0.131	138.80
5	8		Alain MENU	SUI	Chevrolet Lacetti	1:48.494	8	0.163	138.76
6	20		Tom CORONEL	NED	SEAT Leon	1:48.592	11	0.261	138.64
7	5		Felix PORTEIRO	ESP	BMW 320si	1:48.642	14	0.311	138.57
8	7		Robert HUFF	GBR	Chevrolet Lacetti	1:48.649	8	0.318	138.56
9	1		Andy PRIAULX	GBR	BMW 320si	1:48.702	13	0.371	138.50
10	10		Rickard RYDELL	SWE	SEAT Leon TDI	1:48.789	11	0.458	138.38
11	2		Jorg MULLER	GER	BMW 320si	1:48.789	14	0.458	138.38
12	11		Gabriele TARQUINI	ITA	SEAT Leon TDI	1:48.793	12	0.462	138.38
13	23	I	Pierre-Yves CORTHALS	BEL	SEAT Leon	1:49.088	12	0.757	138.01
14	31	I	Sergio HERNANDEZ	ESP	BMW 320si	1:49.158	13	0.827	137.92
15	9		Jordi GENE	ESP	SEAT Leon TDI	1:49.232	10	0.901	137.82
16	4		Alessandro ZANARDI	ITA	BMW 320si	1:49.250	14	0.919	137.80
17	77	I	Tom BOARDMAN	GBR	SEAT Leon 2.0 TFSI	1:49.483	13	1.152	137.51
18	42	I	Franz ENGSTLER	GER	BMW 320si	1:50.005	14	1.674	136.85
19	26	I	Stefano D'ASTE	ITA	BMW 320si	1:50.055	14	1.724	136.79
20	16	I	Olivier TIELEMANS	NED	BMW 320si	1:50.540	14	2.209	136.19
21	60	I	Kristian POULSEN	DEN	BMW 320si	1:50.653	14	2.322	136.05
22	29	I	Jaap van LAGEN	NED	Lada 110	1:50.961	13	2.630	135.68
23	13	I	Ibrahim OKYAY	TUR	BMW 320si	1:51.493	7	3.162	135.03
24	28	I	Viktor SHAPOVALOV	RUS	Lada 110	1:51.852	11	3.521	134.59
25	43	I	Andrei ROMANOV	RUS	BMW 320si	1:52.507	12	4.176	133.81
26	15		James THOMPSON	GBR	Honda Accord Euro R	3:52.273	4	2:03.942	64.81

Weather/Track: Sun 17°/ Dry 22°

Estoril  
Circuit Length = 4.1820 km.  
Start: 08:30 End: 09:00

Race Director:	Steward:	Timekeeper:
----------------	----------	-------------

# 2008 FIA World Touring Car Championship

## Free Practice 1 - Sector Analysis Report

Lap	S1 Time	S1 Spd	S2 Time	S2 Spd	S3 Time	S3 Spd	Lap Time	Pit	Lap	S1 Time	S1 Spd	S2 Time	S2 Spd	S3 Time	S3 Spd	Lap Time	Pit
<b>1 PRIAULX GBR BMW 320si</b>																	
1	10:54.326	118.5	1:00.681		35.466	213.9	12:30.473		8	5:53.088	141.5	52.900		34.219	211.3	7:20.207	
2	22.365	146.9	52.605		33.982	212.6	1:48.952		9	23.069	150.4	52.888		34.079	210.9	1:50.036	
3	22.262	151.6	52.627		34.017	210.9	1:48.906		10	22.626	147.9	52.804		41.975		1:57.405	Pit
4	22.433	153.8	52.894		45.040		2:00.367	Pit	11	2:14.273	143.2	52.762		34.352	213.0	3:41.387	
5	1:40.844	135.1	53.606		33.965	211.7	3:08.415		12	22.281	151.0	52.747		33.674	215.2	1:48.702	
6	22.225	151.8	52.845		34.227	212.1	1:49.297		13	22.456	148.3	53.319		42.561		1:58.336	Pit
7	22.228	152.9	55.239		41.210		1:58.677	Pit									
<b>2 MULLER GER BMW 320si</b>																	
1	12:07.287	135.8	53.049		33.888	213.0	13:34.224		9	22.315	152.1	52.731		33.874	213.4	1:48.920	
2	22.375	153.8	52.661		35.196	214.3	1:50.232		10	22.137	153.4	53.060		40.035		1:55.232	Pit
3	22.106	155.1	53.151		33.885	212.6	1:49.142		11	1:59.942	141.7	52.760		33.797	213.4	3:26.499	
4	22.246	153.8	52.718		34.163	213.0	1:49.127		12	22.188	154.0	53.004		33.818	213.0	1:49.010	
5	22.335	149.1	52.573		33.881	213.0	1:48.789		13	22.178	152.3	52.898		34.012	213.0	1:49.088	
6	22.501	141.5	53.034		39.466		1:55.001	Pit	14	23.050	136.7	53.379		40.450		1:56.879	Pit
7	3:07.063	146.5	53.881		34.805	212.1	4:35.749										
8	23.130	149.1	52.916		34.008	213.0	1:50.054										
<b>3 FARFUS BRA BMW 320si</b>																	
1	12:07.815	124.7	53.283		33.826	215.7	13:34.924		8	22.190	148.7	54.082		42.950		1:59.222	Pit
2	22.343	152.3	52.319		33.817	212.6	1:48.479		9	3:27.092	109.3	57.541		33.905	213.9	4:58.538	
3	22.381	148.7	52.664		37.270	214.3	1:52.315		10	22.123	148.3	53.077		33.690	214.8	1:48.890	
4	22.196	150.2	52.569		43.155		1:57.920	Pit	11	22.386	150.4	52.808		35.430	213.0	1:50.624	
5	4:47.855	109.6	57.361		33.952	214.8	6:19.168		12	22.187	153.8	52.871		33.909	215.2	1:48.967	
6	22.171	149.1	52.520		39.388	209.6	1:54.079		13	22.341	143.8	55.208		44.103		2:01.652	Pit
7	22.198	151.6	52.400		33.778	216.5	1:48.376										
<b>4 ZANARDI ITA BMW 320si</b>																	
1	10:53.473	136.7	55.212		37.843	214.8	12:26.528		9	22.461	146.9	53.217		34.044	212.6	1:49.722	
2	22.306	149.5	53.210		33.882	214.3	1:49.398		10	22.879	137.9	53.948		46.744		2:03.571	Pit
3	22.263	139.7	52.948		34.039	213.0	1:49.250		11	2:47.860	132.0	54.822		34.444	210.9	4:17.126	
4	22.297	146.3	52.847		34.304	212.1	1:49.448		12	22.434	143.0	53.198		34.267	212.6	1:49.899	
5	24.303	140.8	53.021		43.168		2:00.492	Pit	13	22.412	144.1	53.150		34.178	212.6	1:49.740	
6	4:03.637	129.4	58.111		34.854	213.0	5:36.602		14	22.422	148.1	53.396		48.492		2:04.310	Pit
7	22.559	149.5	55.320		34.736	210.9	1:52.615										
8	22.486	146.3	53.217		33.692	214.3	1:49.395										
<b>5 PORTEIRO ESP BMW 320si</b>																	
1	10:54.957	124.4	56.631		36.654	214.3	12:28.242		9	22.557	146.7	53.023		33.918	212.1	1:49.498	
2	22.367	146.7	52.641		33.784	214.3	1:48.792		10	22.336	146.7	52.970		52.983		2:08.289	Pit
3	22.180	146.5	52.510		33.952	215.7	1:48.642		11	3:56.489	138.4	53.339		33.799	213.4	5:23.627	
4	22.344	150.6	52.580		35.090	213.9	1:50.014		12	22.380	147.5	52.884		33.818	213.0	1:49.082	
5	22.190	148.5	52.798		50.708		2:05.696	Pit	13	22.462	145.1	52.848		33.865	212.1	1:49.175	
6	2:36.207	133.4	53.731		33.667	214.3	4:03.605		14	22.714	145.9	53.170		52.779		2:08.663	Pit
7	22.570	152.1	53.989		33.853	213.4	1:50.412										
8	22.307	149.5	53.058		34.194	210.9	1:49.559										



Weather/Track: Sun 17° / Dry 22°

Circuit Length - 4.182 kilometres

Autodromo Estoril

Printed at 09:11, Saturday, 12 July, 2008

© MST Systems Ltd, 2005 (www.mstworld.com)

Page 1

# 2008 FIA World Touring Car Championship

## Free Practice 1 - Sector Analysis Report

Lap S1 Time S1 Spd S2 Time S2 Spd S3 Time S3 Spd Lap Time Pit Lap S1 Time S1 Spd S2 Time S2 Spd S3 Time S3 Spd Lap Time Pit

6 LARINI						ITA Chevrolet Lacetti							
1	19:47.019	136.7	56.908	34.457	213.4	21:18.384	6	22.128	152.5	57.510	35.287	216.1	1:54.925
2	22.393	146.1	52.534	33.479	215.2	1:48.406	7	22.182	144.3	52.665	33.679	212.6	1:48.526
3	23.557	133.3	57.007	47.246		2:07.810 Pit	8	22.189	150.2	52.862	46.417		2:01.468 Pit
4	5:32.192	128.7	56.781	34.862	212.1	7:03.835							
5	22.200	150.0	52.746	33.886	212.6	1:48.832							

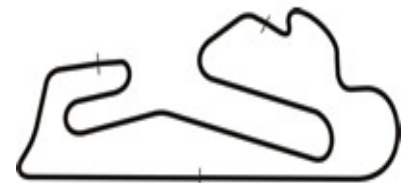
7 HUFF						GBR Chevrolet Lacetti							
1	15:32.434	127.0	53.793	33.647	210.4	16:59.874	6	22.401	149.3	56.333	49.606		2:08.340 Pit
2	22.571	141.9	52.449	33.629	215.2	1:48.649	7	2:47.214	131.8	53.109	33.806	212.1	4:14.129
3	22.966	144.5	52.585	47.814		2:03.365 Pit	8	22.472	146.1	53.297	45.035		2:00.804 Pit
4	9:38.025	123.0	56.067	33.797	212.6	11:07.889							
5	22.166	144.0	52.819	33.856	212.1	1:48.841							

8 MENU						SUI Chevrolet Lacetti							
1	13:22.491	121.8	56.206	34.369	210.4	14:53.066	6	22.238	144.9	52.691	34.240	211.7	1:49.169
2	22.757	145.1	52.893	38.776	211.7	1:54.426	7	22.441	150.2	53.030	34.083	210.9	1:49.554
3	22.361	148.5	52.305	33.828	211.7	1:48.494	8	26.897	129.1	56.949	44.834		2:08.680 Pit
4	23.242	130.7	55.626	43.678		2:02.546 Pit							
5	11:15.564	119.7	56.450	34.336	208.8	12:46.350							

9 GENE						ESP SEAT Leon TDI							
1	10:50.919	113.3	56.580	36.718	217.0	12:24.217	7	22.945	144.1	53.161	47.655		2:03.761 Pit
2	22.601	142.2	52.976	33.797	216.5	1:49.374	8	4:18.448	132.5	54.361	34.348	214.3	5:47.157
3	22.669	150.0	52.747	58.848		2:14.264 Pit	9	22.372	148.3	53.003	33.857	215.2	1:49.232
4	8:53.529	118.1	56.774	34.021	215.2	10:24.324	10	22.531	147.9	1:00.479	57.216		2:20.226 Pit
5	22.354	156.7	54.933	34.473	216.1	1:51.760							
6	22.412	151.0	53.356	34.015	215.2	1:49.783							

10 RYDELL						SWE SEAT Leon TDI							
1	10:48.954	124.1	57.060	36.596	217.9	12:22.610	7	22.242	154.7	53.066	34.115	216.1	1:49.423
2	22.432	148.3	52.381	33.976	219.3	1:48.789	8	22.446	147.9	53.231	43.459		1:59.136 Pit
3	22.297	149.3	52.530	34.045	219.3	1:48.872	9	7:39.723	135.8	54.646	34.171	217.0	9:08.540
4	22.312	149.1	53.890	47.693		2:03.895 Pit	10	22.255	149.1	52.831	34.069	217.0	1:49.155
5	4:38.445	131.7	56.652	35.188	215.7	6:10.285	11	22.537	141.7	54.722	1:03.353		2:20.612 Pit
6	22.335	151.8	52.536	33.963	217.5	1:48.834							

11 TARQUINI						ITA SEAT Leon TDI							
1	10:48.368	122.0	56.298	36.863	215.2	12:21.529	8	22.161	150.8	52.816	33.946	216.5	1:48.923
2	22.372	146.5	52.878	34.015	216.1	1:49.265	9	22.241	152.5	56.192	34.735	215.7	1:53.168
3	22.304	150.6	54.428	49.356		2:06.088 Pit	10	25.421	124.7	1:00.103	35.087	215.2	2:00.611
4	4:22.835	108.9	59.008	34.958	213.9	5:56.801	11	22.023	154.0	52.812	33.985	213.4	1:48.820
5	21.991	152.1	52.806	33.996	215.2	1:48.793	12	22.240	154.2	53.570	57.813		2:13.623 Pit
6	26.753	129.0	56.332	51.391		2:14.476 Pit							
7	4:03.495	83.3	1:01.272	35.211	214.3	5:39.978							



Weather/Track: Sun 17° / Dry 22°

Circuit Length - 4.182 kilometres

Autodromo  
Estoril

Printed at 09:11, Saturday, 12 July, 2008

© MST Systems Ltd, 2005 (www.mstworld.com)

Page 2

# 2008 FIA World Touring Car Championship

## Free Practice 1 - Sector Analysis Report

Lap S1 Time S1 Spd S2 Time S2 Spd S3 Time S3 Spd Lap Time Pit Lap S1 Time S1 Spd S2 Time S2 Spd S3 Time S3 Spd Lap Time Pit

12 MULLER						FRA SEAT Leon TDI								
1	10:39.427	116.6	59.024	35.395	214.3	12:13.846	8	23.533	128.5	54.444	47.499	2:05.476	Pit	
2	22.506	149.7	52.578	35.501	213.4	1:50.585	9	3:39.818	118.0	58.605	35.960	214.8	5:14.383	
3	22.299	151.2	52.507	34.005	213.9	1:48.811	10	22.169	146.1	52.450	33.796	213.9	1:48.415	
4	23.092	132.6	55.937	51.240		2:10.269	Pit	11	22.248	150.8	52.656	33.992	213.4	1:48.896
5	4:18.525	123.5	59.934	35.521	214.3	5:53.980	12	23.727	137.7	55.789	51.240		2:10.756	Pit
6	22.114	149.1	52.494	33.723	216.1	1:48.331								
7	22.368	147.3	52.657	33.948	213.0	1:48.973								

13 OKYAY						TUR BMW 320si								
1	11:15.395	112.9	56.068	35.236	217.0	12:46.699	5	22.977	135.3	53.899	34.923	213.4	1:51.799	
2	23.476	133.3	54.278	34.556	213.9	1:52.310	6	22.796	139.1	54.029	35.564	207.5	1:52.389	
3	23.057	136.5	53.849	34.587	213.4	1:51.493	7	23.062	143.6		9:17.268		9:40.330	Pit
4	23.166	134.1	54.019	34.348	213.9	1:51.533								

15 THOMPSON						GBR Honda Accord Euro R									
1	11:00.390	96.6	1:01.922	47.308		12:49.620	Pit	4	4:35.345	124.4	58.745	1:45.324		7:19.414	Pit
2	2:16.433	119.0	1:01.047	34.793	213.4	3:52.273									
3	24.863	117.9	56.840	45.546		2:07.249	Pit								

16 TIELEMANS						NED BMW 320si								
1	11:13.832	132.1	55.255	34.857	212.1	12:43.944	9	22.859	146.9	53.357	34.418	211.3	1:50.634	
2	23.054	145.1	53.669	34.502	210.4	1:51.225	10	22.761	149.1	53.384	34.395	212.1	1:50.540	
3	23.135	145.3	53.320	34.530	211.7	1:50.985	11	22.706	147.5	57.006	34.741	215.2	1:54.453	
4	22.803	147.9	53.353	34.531	213.0	1:50.687	12	22.776	144.7	53.796	34.443	211.3	1:51.015	
5	24.038	144.0	53.765	34.529	211.7	1:52.332	13	22.745	150.0	53.751	34.629	207.9	1:51.125	
6	22.817	141.7	53.443	34.358	210.0	1:50.618	14	23.265	141.5	55.086	44.686		2:03.037	Pit
7	23.204	137.2	53.836	45.364		2:02.404	Pit							
8	4:33.128	135.3	54.230	34.292	212.1	6:01.650								

18 MONTEIRO						POR SEAT Leon TDI									
1	10:42.561	113.8	58.313	35.511	216.5	12:16.385	8	22.358	147.7	53.002	42.878		1:58.238	Pit	
2	22.488	148.5	52.194	33.780	217.9	1:48.462	9	3:12.023	129.4	58.047	34.132	216.5	4:44.202		
3	22.372	151.2	53.500	36.576	215.2	1:52.448	10	22.377	148.7	52.952	38.056	215.7	1:53.385		
4	24.151	132.6	1:02.995	34.140	217.9	2:01.286	11	22.423	148.5	53.398	34.228	213.4	1:50.049		
5	22.253	152.9	52.656	49.356		2:04.265	Pit	12	22.487	147.5	53.124	56.924		2:12.535	Pit
6	5:56.094	128.8	55.893	34.431	216.1	7:26.418									
7	22.241	154.7	52.843	33.829	215.7	1:48.913									

20 CORONEL						NED SEAT Leon								
1	11:00.909	91.6	1:02.320	35.047	213.0	12:38.276	7	23.738	138.8	58.466	49.087		2:11.291	Pit
2	22.419	152.5	52.847	33.911	212.1	1:49.177	8	4:40.922	126.9	56.471	33.924	213.0	6:11.317	
3	22.353	154.2	52.430	34.115	212.1	1:48.898	9	22.160	151.6	52.681	33.833	211.3	1:48.674	
4	24.346	98.9	1:01.378	50.024		2:15.748	Pit	10	24.047	137.5	54.523	33.965	213.9	1:52.535
5	6:50.408	113.5	56.522	34.085	214.8	8:21.015	11	22.419	142.2	54.807	57.156		2:14.382	Pit
6	22.259	148.3	52.468	33.865	211.7	1:48.592								



Weather/Track: Sun 17° / Dry 22°

Circuit Length - 4.182 kilometres  
Autodromo Estoril

# 2008 FIA World Touring Car Championship

## Free Practice 1 - Sector Analysis Report

Lap S1 Time S1 Spd S2 Time S2 Spd S3 Time S3 Spd Lap Time Pit Lap S1 Time S1 Spd S2 Time S2 Spd S3 Time S3 Spd Lap Time Pit

### 23 CORTHALS

BEL

SEAT Leon

I

1	11:03.969	123.8	59.777	35.215	214.3	12:38.961	8	22.441	147.1	53.109	44.558	2:00.108	Pit	
2	22.763	148.3	53.149	33.883	211.7	1:49.795	9	4:14.549	122.1	56.120	34.051	210.4	5:44.720	
3	22.547	147.3	52.800	33.821	211.3	1:49.168	10	22.309	149.1	54.227	34.247	210.0	1:50.783	
4	22.662	147.3	55.213	45.444		2:03.319	Pit	11	22.479	144.5	53.035	33.875	210.0	1:49.389
5	5:21.006	134.4	1:03.917	34.467	210.9	6:59.390	12	22.619	145.7	57.132	56.436		2:16.187	Pit
6	22.426	146.7	52.968	33.694	210.0	1:49.088								
7	22.325	149.5	53.179	33.978	209.2	1:49.482								

### 26 D'ASTE

ITA

BMW 320Si

I

1	11:12.494	123.9	57.710	35.757	212.6	12:45.961	9	22.797	146.7	53.400	34.362	210.4	1:50.559	
2	23.081	134.3	53.327	34.598	209.6	1:51.006	10	22.586	145.9	53.398	34.230	210.9	1:50.214	
3	22.560	148.1	53.194	34.301	213.0	1:50.055	11	22.638	150.8	53.510	34.169	210.4	1:50.317	
4	22.564	147.3	53.176	34.501	211.7	1:50.241	12	22.765	144.0	53.276	34.224	210.9	1:50.265	
5	23.084	152.9	53.464	43.840		2:00.388	Pit	13	23.296	140.6	53.366	34.468	211.3	1:51.130
6	4:22.471	144.0	53.408	34.152	213.0	5:50.031	14	22.678	143.2	53.472	44.607		2:00.757	Pit
7	22.501	152.5	53.468	34.296	210.9	1:50.265								
8	28.458	131.5	55.532	35.364	211.3	1:59.354								

### 28 SHAPOVALOV

RUS

Lada 110

I

1	12:30.736	120.1	57.204	38.720	203.9	14:06.660	7	24.144	139.5	54.384	48.772		2:07.300	Pit
2	23.991	141.7	54.587	34.597	206.7	1:53.175	8	4:43.423	99.4	55.171	34.579	207.9	6:13.173	
3	23.464	141.3	54.305	49.106		2:06.875	Pit	9	22.744	146.9	1:14.815	35.456	204.7	2:13.015
4	4:11.804	140.4	54.574	34.616	205.1	5:40.994	10	23.319	144.3	54.886	35.904	206.3	1:54.109	
5	23.045	150.6	54.611	34.196	207.9	1:51.852	11	22.992	141.3	54.574	46.261		2:03.827	Pit
6	23.251	141.7	53.996	38.183	170.3	1:55.430								

### 29 LAGEN

NED

Lada 110

I

1	10:46.798	129.9	55.334	35.796	206.7	12:17.928	8	22.756	149.3	53.876	35.758	208.3	1:52.390	
2	23.246	144.5	53.723	34.516	208.3	1:51.485	9	23.823	140.8	53.710	34.283	210.0	1:51.816	
3	22.886	140.6	55.584	35.189	208.3	1:53.659	10	22.658	150.0	53.706	34.597	206.3	1:50.961	
4	22.719	143.2	54.390	36.737	210.4	1:53.846	11	22.770	150.8	54.000	35.118	206.7	1:51.888	
5	23.025	142.1	54.426	50.960		2:08.411	Pit	12	22.679	150.2	54.191	34.566	207.9	1:51.436
6	8:43.148	127.6	54.452	34.971	207.1	10:12.571	13	23.007	142.8	54.062	48.832		2:05.901	Pit
7	23.016	138.8	53.798	34.424	206.7	1:51.238								

### 31 HERNANDEZ

ESP

BMW 320Si

I

1	11:00.411	134.4	55.204	36.444	203.9	12:32.059	8	22.483	141.7	52.918	33.873	211.7	1:49.274	
2	22.895	141.9	53.235	34.213	212.1	1:50.343	9	22.468	150.4	52.774	34.058	210.4	1:49.300	
3	22.585	147.1	52.982	34.014	211.3	1:49.581	10	23.811	122.7	55.431	43.351		2:02.593	Pit
4	22.501	149.5	52.785	33.872	213.4	1:49.158	11	2:04.474	105.2	59.933	35.562	210.4	3:39.969	
5	22.622	143.4	53.884	49.692		2:06.198	Pit	12	22.419	149.5	52.844	34.526	211.3	1:49.789
6	4:31.126	140.2	52.930	33.701	213.9	5:57.757	13	22.565	147.1	54.692	43.726		2:00.983	Pit
7	22.250	150.0	53.010	33.914	211.7	1:49.174								



Weather/Track: Sun 17° / Dry 22°

Circuit Length - 4.182 kilometres

Autodromo  
Estoril

Printed at 09:11, Saturday, 12 July, 2008

© MST Systems Ltd, 2005 (www.mstworld.com)

Page 4



# 2008 FIA World Touring Car Championship

## Free Practice 1 - Sector Analysis Report

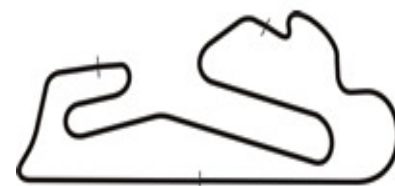
Lap S1 Time S1 Spd S2 Time S2 Spd S3 Time S3 Spd Lap Time Pit Lap S1 Time S1 Spd S2 Time S2 Spd S3 Time S3 Spd Lap Time Pit

42 ENGSTLER						GER		BMW 320si			I		
1	11:42.382	125.4	56.140	34.787	210.4	13:13.309	9	22.218	146.5	53.253	34.534	209.2	1:50.005
2	22.811	149.7	53.542	34.792	209.2	1:51.145	10	22.657	147.9	54.117	34.356	211.7	1:51.130
3	22.738	145.7	53.325	46.128		2:02.191 Pit	11	22.538	148.9	53.369	34.713	211.3	1:50.620
4	3:18.238	132.8	53.969	34.899	210.9	4:47.106	12	22.582	143.2	53.783	34.393	210.4	1:50.758
5	22.464	142.8	53.480	34.733	210.0	1:50.677	13	22.533	149.3	53.580	34.390	211.3	1:50.503
6	22.432	146.5	53.692	34.277	213.4	1:50.401	14	22.586	148.9	54.192	50.474		2:07.252 Pit
7	22.644	137.7	53.474	47.051		2:03.169 Pit							
8	3:01.417	128.8	56.865	34.594	211.3	4:32.876							

43 ROMANOV						RUS		BMW 320si			I		
1	11:19.241	112.7	1:01.771	49.472		13:10.484 Pit	8	22.950	145.7	55.110	35.347	209.2	1:53.407
2	2:11.931	120.9	56.458	35.237	208.3	3:43.626	9	23.481	127.8	54.493	35.048	211.7	1:53.022
3	23.939	135.3	54.889	35.042	210.4	1:53.870	10	22.875	147.9	55.170	35.491	209.6	1:53.536
4	24.271	139.3	55.851	47.928		2:08.050 Pit	11	23.334	134.3	1:09.325	35.718	209.2	2:08.377
5	3:44.558	117.3	1:03.149	53.363		5:41.070 Pit	12	23.603	135.6	56.211	46.101		2:05.915 Pit
6	2:20.419	125.7	55.505	35.451	209.2	3:51.375							
7	23.255	140.0	54.600	34.652	210.4	1:52.507							

60 POULSEN						DEN		BMW 320si			I		
1	11:17.438	113.8	59.082	35.485	209.2	12:52.005	9	22.890	140.0	54.237	34.376	210.4	1:51.503
2	23.441	140.6	54.550	34.592	210.0	1:52.583	10	22.818	146.7	53.557	34.362	209.2	1:50.737
3	22.968	130.9	53.968	34.207	210.9	1:51.143	11	22.686	144.5	57.990	46.852		2:07.528 Pit
4	22.780	132.1	53.937	34.210	211.7	1:50.927	12	2:37.807	135.3	53.953	34.194	209.6	4:05.954
5	23.061	141.3	53.882	46.451		2:03.394 Pit	13	22.666	146.9	53.752	34.235	209.6	1:50.653
6	4:12.330	132.1	54.353	34.226	212.1	5:40.909	14	22.916	132.0	58.274	52.273		2:13.463 Pit
7	22.917	143.0	53.729	34.347	210.4	1:50.993							
8	23.824	138.9	54.078	34.256	210.4	1:52.158							

77 BOARDMAN						GBR		SEAT Leon 2.0 TFSI			I		
1	11:03.561	117.7	1:00.519	35.109	216.5	12:39.189	8	22.518	144.5	53.484	34.203	212.1	1:50.205
2	23.040	140.8	53.442	33.956	212.6	1:50.438	9	22.550	143.0	53.437	34.146	208.8	1:50.133
3	22.514	141.5	53.188	33.781	212.6	1:49.483	10	23.024	144.5	53.925	34.259	210.0	1:51.208
4	22.446	141.5	53.117	33.934	212.6	1:49.497	11	22.816	143.6	53.731	46.202		2:02.749 Pit
5	22.465	138.1	54.193	46.117		2:02.775 Pit	12	2:45.448	129.9	56.786	36.772	200.0	4:19.006
6	5:34.863	106.7	59.525	37.453	212.6	7:11.841	13	30.059	96.5	1:01.612	57.853		2:29.524 Pit
7	23.049	133.6	54.273	34.175	214.3	1:51.497							



Weather/Track: Sun 17° / Dry 22°

Circuit Length - 4.182 kilometres  
Autodromo Estoril

## 2008 FIA World Touring Car Championship Free Practice 1 - Best Sector Speeds Report

SECTOR 1				SECTOR 2			SECTOR 3		
POS	NO	NAME	SPEED	LAP	NO	NAME	SPEED	LAP	
1	9	GENE	156.7	5	10	RYDELL	219.3	2	
2	2	MULLER	155.1	3	18	MONTEIRO	217.9	2	
3	10	RYDELL	154.7	7	9	GENE	217.0	1	
4	18	MONTEIRO	154.7	7	13	OKYAY	217.0	1	
5	11	TARQUINI	154.2	12	3	FARFUS	216.5	7	
6	20	CORONEL	154.2	3	11	TARQUINI	216.5	8	
7	1	PRIAULX	153.8	4	77	BOARDMAN	216.5	1	
8	3	FARFUS	153.8	12	6	LARINI	216.1	6	
9	26	D'ASTE	152.9	5	12	MULLER	216.1	6	
10	6	LARINI	152.5	6	5	PORTEIRO	215.7	3	
11	5	PORTEIRO	152.1	7	1	PRIAULX	215.2	12	
12	12	MULLER	151.2	3	7	HUFF	215.2	2	
13	29	LAGEN	150.8	11	16	TIELEMANS	215.2	11	
14	28	SHAPOVALOV	150.6	5	4	ZANARDI	214.8	1	
15	31	HERNANDEZ	150.4	9	20	CORONEL	214.8	5	
16	8	MENU	150.2	7	2	MULLER	214.3	2	
17	16	TIELEMANS	150.0	13	23	CORTHALS	214.3	1	
18	42	ENGSTLER	149.7	2	31	HERNANDEZ	213.9	6	
19	4	ZANARDI	149.5	2	15	THOMPSON	213.4	2	
20	23	CORTHALS	149.5	7	42	ENGSTLER	213.4	6	
21	7	HUFF	149.3	6	26	D'ASTE	213.0	3	
22	43	ROMANOV	147.9	10	60	POULSEN	212.1	6	
23	60	POULSEN	146.9	13	8	MENU	211.7	2	
24	77	BOARDMAN	144.5	8	43	ROMANOV	211.7	9	
25	13	OKYAY	143.6	7	29	LAGEN	210.4	4	
26	15	THOMPSON	124.4	4	28	SHAPOVALOV	207.9	5	



Weather/Track: Sun 17° / Dry 22°

Circuit Length - 4.182 kilometres  
Autodromo  
Estoril

## 2008 FIA World Touring Car Championship Free Practice 1 - Best Sector Times Report

POS	NO	SECTOR 1		SECTOR 2		SECTOR 3		IDEAL/BEST LAP COMPARISON							
		TIME	LAP	NO	TIME	LAP	NO	TIME	LAP	NO	NAME	IDEAL	BEST	LAP	DIFF
1	11	21.991	5	18	52.194	2	6	33.479	2	3	FARFUS	1:48.132	1:48.376	7	+ 0.244
2	2	22.106	3	8	52.305	3	7	33.629	2	6	LARINI	1:48.141	1:48.406	2	+ 0.265
3	12	22.114	6	3	52.319	2	5	33.667	6	18	MONTEIRO	1:48.215	1:48.462	2	+ 0.247
4	3	22.123	10	10	52.381	2	1	33.674	12	7	HUFF	1:48.244	1:48.649	2	+ 0.405
5	6	22.128	6	20	52.430	3	3	33.690	10	12	MULLER	1:48.287	1:48.331	6	+ 0.044
6	20	22.160	9	7	52.449	2	4	33.692	8	5	PORTEIRO	1:48.357	1:48.642	3	+ 0.285
7	7	22.166	5	12	52.450	10	23	33.694	6	8	MENU	1:48.371	1:48.494	3	+ 0.123
8	5	22.180	3	5	52.510	3	31	33.701	6	20	CORONEL	1:48.423	1:48.592	6	+ 0.169
9	42	22.218	9	6	52.534	2	12	33.723	6	2	MULLER	1:48.476	1:48.789	5	+ 0.313
10	1	22.225	6	2	52.573	5	18	33.780	2	1	PRIAULX	1:48.504	1:48.702	12	+ 0.198
11	8	22.238	6	1	52.605	2	77	33.781	3	10	RYDELL	1:48.586	1:48.789	2	+ 0.203
12	18	22.241	7	9	52.747	3	2	33.797	11	31	HERNANDEZ	1:48.725	1:49.158	4	+ 0.433
13	10	22.242	7	31	52.774	9	9	33.797	2	11	TARQUINI	1:48.743	1:48.793	5	+ 0.050
14	31	22.250	7	23	52.800	3	8	33.828	3	4	ZANARDI	1:48.802	1:49.250	3	+ 0.448
15	4	22.263	3	11	52.806	5	20	33.833	9	23	CORTHALS	1:48.803	1:49.088	6	+ 0.285
16	23	22.309	10	4	52.847	4	11	33.946	8	9	GENE	1:48.898	1:49.232	9	+ 0.334
17	9	22.354	5	77	53.117	4	10	33.963	6	77	BOARDMAN	1:49.344	1:49.483	3	+ 0.139
18	77	22.446	4	26	53.176	4	26	34.152	6	42	ENGSTLER	1:49.748	1:50.005	9	+ 0.257
19	26	22.501	7	42	53.253	9	60	34.194	12	26	D'ASTE	1:49.829	1:50.055	3	+ 0.226
20	29	22.658	10	16	53.320	3	28	34.196	5	16	TIELEMANS	1:50.318	1:50.540	10	+ 0.222
21	60	22.666	13	60	53.557	10	42	34.277	6	60	POULSEN	1:50.417	1:50.653	13	+ 0.236
22	16	22.706	11	29	53.706	10	29	34.283	9	29	LAGEN	1:50.647	1:50.961	10	+ 0.314
23	28	22.744	9	13	53.849	3	16	34.292	8	28	SHAPOVALO	1:50.936	1:51.852	5	+ 0.916
24	13	22.796	6	28	53.996	6	13	34.348	4	13	OKYAY	1:50.993	1:51.493	3	+ 0.500
25	43	22.875	10	43	54.493	9	43	34.652	7	43	ROMANOV	1:52.020	1:52.507	7	+ 0.487
26	15	24.863	3	15	56.840	3	15	34.793	2	15	THOMPSON	1:56.496	2:07.249	3	+ 10.75

'Perfect Lap' - 1:47.664



Weather/Track: Sun 17° / Dry 22°

Circuit Length - 4.182 kilometres  
Autodromo Estoril

## 2008 FIA World Touring Car Championship FREE PRACTICE 2

POS	NO	CL	DRIVER	NAT	CAR	TIME	LAPS	GAP	KPH
1	7		Robert HUFF	GBR	Chevrolet Lacetti	1:48.079	10		139.29
2	2		Jorg MULLER	GER	BMW 320si	1:48.196	14	0.117	139.14
3	8		Alain MENU	SUI	Chevrolet Lacetti	1:48.222	11	0.143	139.11
4	3		Augusto FARFUS	BRA	BMW 320si	1:48.288	14	0.209	139.02
5	20		Tom CORONEL	NED	SEAT Leon	1:48.597	13	0.518	138.63
6	6		Nicola LARINI	ITA	Chevrolet Lacetti	1:48.730	10	0.651	138.46
7	5		Felix PORTEIRO	ESP	BMW 320si	1:48.741	14	0.662	138.45
8	10		Rickard RYDELL	SWE	SEAT Leon TDI	1:48.790	12	0.711	138.38
9	31	I	Sergio HERNANDEZ	ESP	BMW 320si	1:48.804	13	0.725	138.37
10	18		Tiago MONTEIRO	POR	SEAT Leon TDI	1:48.947	10	0.868	138.18
11	1		Andy PRIAULX	GBR	BMW 320si	1:49.242	14	1.163	137.81
12	11		Gabriele TARQUINI	ITA	SEAT Leon TDI	1:49.270	13	1.191	137.78
13	42	I	Franz ENGSTLER	GER	BMW 320si	1:49.281	12	1.202	137.76
14	77	I	Tom BOARDMAN	GBR	SEAT Leon 2.0 TFSI	1:49.388	11	1.309	137.63
15	23	I	Pierre-Yves CORTHALS	BEL	SEAT Leon	1:49.435	11	1.356	137.57
16	9		Jordi GENE	ESP	SEAT Leon TDI	1:49.688	13	1.609	137.25
17	26	I	Stefano D'ASTE	ITA	BMW 320si	1:49.698	14	1.619	137.24
18	4		Alessandro ZANARDI	ITA	BMW 320si	1:49.804	4	1.725	137.11
19	12		Yvan MULLER	FRA	SEAT Leon TDI	1:50.069	14	1.990	136.78
20	15		James THOMPSON	GBR	Honda Accord Euro R	1:50.552	3	2.473	136.18
21	16	I	Olivier TIELEMANS	NED	BMW 320si	1:50.690	15	2.611	136.01
22	60	I	Kristian POULSEN	DEN	BMW 320si	1:51.150	14	3.071	135.44
23	43	I	Andrei ROMANOV	RUS	BMW 320si	1:51.370	13	3.291	135.18
24	29	I	Jaap van LAGEN	NED	Lada 110	1:51.474	12	3.395	135.05
25	13	I	Ibrahim OKYAY	TUR	BMW 320si	1:52.304	11	4.225	134.05
26	28	I	Viktor SHAPOVALOV	RUS	Lada 110	1:52.538	12	4.459	133.77

Weather/Track: Sun 19°/ Dry 24°

Estoril  
Circuit Length = 4.1820 km.  
Start: 11:00 End: 11:30

Race Director:	Steward:	Timekeeper:
----------------	----------	-------------

# 2008 FIA World Touring Car Championship

## Free Practice 2 - Sector Analysis Report

Lap S1 Time S1 Spd S2 Time S2 Spd S3 Time S3 Spd Lap Time Pit Lap S1 Time S1 Spd S2 Time S2 Spd S3 Time S3 Spd Lap Time Pit

1 PRIAULX				GBR				BMW 320si					
1	10:43.285	126.6	55.486	35.184	212.1	12:13.955	9	1:26.142	149.7	53.462	36.807	211.7	2:56.411
2	22.477	152.1	53.509	34.471	210.0	1:50.457	10	22.211	151.0	53.215	41.939		1:57.365 Pit
3	22.578	147.5	53.089	34.509	209.6	1:50.176	11	1:49.430	131.5	53.400	34.624	211.7	3:17.454
4	22.788	146.9	53.402	46.101		2:02.291 Pit	12	22.507	148.3	52.741	34.086	212.6	1:49.334
5	3:52.977	145.7	53.337	34.431	209.6	5:20.745	13	22.228	150.0	52.944	34.070	212.1	1:49.242
6	22.470	146.5	53.292	34.307	211.7	1:50.069	14	23.010	142.1	53.847	48.256		2:05.113 Pit
7	22.437	147.9	53.154	34.166	211.3	1:49.757							
8	22.292	151.8	53.510	41.235		1:57.037 Pit							

2 MULLER				GER				BMW 320si					
1	10:47.842	113.5	56.863	38.621	212.6	12:23.326	9	23.298	136.5	54.490	40.181		1:57.969 Pit
2	22.337	147.3	55.651	34.052	213.9	1:52.040	10	3:33.454	129.4	58.479	33.905	213.0	5:05.838
3	22.571	148.9	53.339	33.808	215.2	1:49.718	11	22.147	152.3	52.341	33.708	213.4	1:48.196
4	23.059	144.3	1:04.183	40.547		2:07.789 Pit	12	24.257	134.1	55.271	34.368	212.6	1:53.896
5	2:30.350	138.8	53.775	34.086	211.7	3:58.211	13	22.251	150.2	52.684	33.778	212.1	1:48.713
6	22.524	150.4	53.741	34.036	212.1	1:50.301	14	23.106	136.7	54.191	42.428		1:59.725 Pit
7	22.391	149.7	53.503	34.025	213.0	1:49.919							
8	22.290	150.2	53.428	33.922	212.6	1:49.640							

3 FARFUS				BRA				BMW 320si					
1	10:50.271	111.8	58.345	35.081	215.7	12:23.697	9	1:34.623	145.7	53.408	42.170		3:10.201 Pit
2	22.404	150.6	53.172	34.453	208.8	1:50.029	10	3:09.659	117.0	1:00.567	34.572	214.3	4:44.798
3	25.775	121.4	55.522	34.341	214.3	1:55.638	11	25.347	145.7	52.474	33.580	213.4	1:51.401
4	22.498	150.8	53.254	34.000	214.8	1:49.752	12	22.115	152.9	52.487	33.686	212.6	1:48.288
5	22.385	150.4	53.279	45.394		2:01.058 Pit	13	22.098	148.1	52.882	34.045	213.0	1:49.025
6	2:38.351	134.8	54.923	34.051	211.7	4:07.325	14	22.312	147.9	52.741	52.687		2:07.740 Pit
7	22.383	148.3	53.051	34.040	212.6	1:49.474							
8	22.411	146.5	53.083	41.650		1:57.144 Pit							

4 ZANARDI				ITA				BMW 320si					
1	10:45.073	127.2	58.038	38.297	210.9	12:21.408	4	22.439	144.3	53.714	33.915	213.0	1:50.068
2	23.561	128.7	58.107	34.199	213.9	1:55.867							
3	22.536	144.7	53.366	33.902	214.3	1:49.804							

5 PORTEIRO				ESP				BMW 320si					
1	10:45.848	127.5	54.511	34.823	212.1	12:15.182	9	22.656	136.1	58.184	50.421		2:11.261 Pit
2	22.676	145.5	53.581	33.954	213.4	1:50.211	10	3:54.733	97.3	1:01.170	34.363	212.1	5:30.266
3	22.593	142.8	53.430	33.849	215.7	1:49.872	11	23.264	146.9	52.969	33.707	212.1	1:49.940
4	22.759	142.1	53.365	49.728		2:05.852 Pit	12	22.638	146.7	52.910	33.946	211.7	1:49.494
5	3:01.737	129.8	54.259	33.962	211.3	4:29.958	13	22.853	145.5	56.207	34.040	212.1	1:53.100
6	22.204	149.1	52.723	33.814	211.3	1:48.741	14	22.791	139.1	53.287	1:15.066		2:31.144 Pit
7	24.133	124.4	55.347	33.958	211.7	1:53.438							
8	22.482	146.1	52.984	33.780	211.3	1:49.246							



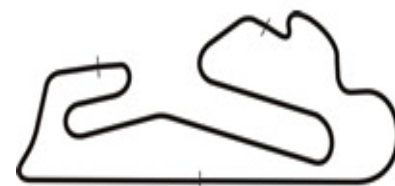
Weather/Track: Sun 19° / Dry 24°

Circuit Length - 4.182 kilometres  
Autodromo Estoril

# 2008 FIA World Touring Car Championship

## Free Practice 2 - Sector Analysis Report

Lap	S1 Time	S1 Spd	S2 Time	S2 Spd	S3 Time	S3 Spd	Lap Time	Pit	Lap	S1 Time	S1 Spd	S2 Time	S2 Spd	S3 Time	S3 Spd	Lap Time	Pit
<b>6 LARINI</b>						<b>ITA</b>			<b>Chevrolet Lacetti</b>								
1	10:51.456	125.4	55.743		44.955		12:32.154	Pit	7	22.134	153.6	52.983		33.938	214.3	1:49.055	
2	3:11.523	128.4	56.499		34.369	213.4	4:42.391		8	22.143	148.5	53.349		45.175		2:00.667	Pit
3	22.337	147.7	53.341		33.837	213.0	1:49.515		9	54.513	128.1	54.743		34.488	214.3	2:23.744	
4	23.351	147.9	53.579		45.130		2:02.060	Pit	10	24.149	132.5	53.846		49.324		2:07.319	Pit
5	4:26.159	130.1	56.113		34.807	212.1	5:57.079										
6	22.210	151.4	52.867		33.653	212.6	1:48.730										
<b>7 HUFF</b>						<b>GBR</b>			<b>Chevrolet Lacetti</b>								
1	11:55.002	131.8	53.998		34.072	212.1	13:23.072		7	4:30.240	132.3	53.879		43.944		6:08.063	Pit
2	22.570	143.4	53.846		33.795	210.9	1:50.211		8	8:56.673	127.6	54.385		33.967	213.9	10:25.025	
3	22.401	140.2	53.339		33.873	213.9	1:49.613		9	21.872	145.5	52.646		33.561	214.3	1:48.079	
4	22.532	138.8	53.191		33.960	213.4	1:49.683		10	23.228	129.4	53.443		46.869		2:03.540	Pit
5	22.613	142.6	53.338		33.982	213.9	1:49.933										
6	22.508	139.5	53.313		44.326		2:00.147	Pit									
<b>8 MENU</b>						<b>SUI</b>			<b>Chevrolet Lacetti</b>								
1	11:03.443	130.2	57.767		44.744		12:45.954	Pit	7	22.067	144.7	52.470		33.685	211.7	1:48.222	
2	56.360	128.5	1:01.161		35.642	212.1	2:33.163		8	26.474	112.8	57.930		44.761		2:09.165	Pit
3	22.548	152.5	53.600		34.042	212.6	1:50.190		9	7:31.906	116.5	58.644		35.252	210.9	9:05.802	
4	22.446	147.9	53.396		34.451	213.0	1:50.293		10	22.139	148.3	53.113		33.858	210.9	1:49.110	
5	25.584	130.9	57.017		45.940		2:08.541	Pit	11	23.340	135.1	53.294		1:08.377		2:25.011	Pit
6	3:43.201	117.7	57.810		33.974	211.7	5:14.985										
<b>9 GENE</b>						<b>ESP</b>			<b>SEAT Leon TDI</b>								
1	10:42.972	136.7	56.446		36.702	215.2	12:16.120		8	22.543	149.3	53.196		34.334	215.7	1:50.073	
2	22.425	148.9	53.819		35.845	214.8	1:52.089		9	22.438	144.9	53.484		34.223	214.8	1:50.145	
3	22.693	145.1	53.053		33.942	218.4	1:49.688		10	22.712	148.1	53.363		34.105	215.7	1:50.180	
4	22.558	145.7	53.150		34.113	216.5	1:49.821		11	23.403	148.9	53.365		34.255	215.2	1:51.023	
5	23.597	136.5	55.638		51.144		2:10.379	Pit	12	22.492	148.5	53.705		34.315	213.4	1:50.512	
6	7:07.867	112.5	1:02.495		34.341	214.3	8:44.703		13	22.737	140.4	53.843		49.046		2:05.626	Pit
7	22.492	149.3	53.105		34.169	215.2	1:49.766										
<b>10 RYDELL</b>						<b>SWE</b>			<b>SEAT Leon TDI</b>								
1	10:41.741	129.4	56.251		34.524	215.2	12:12.516		8	22.234	149.7	52.415		34.141	217.9	1:48.790	
2	22.303	152.1	52.884		34.101	215.7	1:49.288		9	23.165	139.5	54.698		43.257		2:01.120	Pit
3	22.473	147.7	53.101		34.299	217.5	1:49.873		10	4:51.394	129.1	58.359		35.893	217.9	6:25.646	
4	22.945	144.5	53.795		45.369		2:02.109	Pit	11	22.054	152.3	52.614		34.144	216.5	1:48.812	
5	5:14.588	128.1	55.317		34.428	216.1	6:44.333		12	23.123	135.8	55.618		46.868		2:05.609	Pit
6	22.302	154.2	52.355		34.136	217.0	1:48.793										
7	26.042	126.3	1:00.169		34.639	217.0	2:00.850										



Weather/Track: Sun 19° / Dry 24°

Circuit Length - 4.182 kilometres  
Autodromo Estoril

# 2008 FIA World Touring Car Championship

## Free Practice 2 - Sector Analysis Report

Lap S1 Time S1 Spd S2 Time S2 Spd S3 Time S3 Spd Lap Time Pit Lap S1 Time S1 Spd S2 Time S2 Spd S3 Time S3 Spd Lap Time Pit

### 11 TARQUINI

ITA

SEAT Leon TDI

1	10:41.385	129.3	58.756	37.176	216.1	12:17.317	8	22.584	142.2	56.708	34.835	214.8	1:54.127
2	22.194	152.1	53.277	34.175	215.7	1:49.646	9	22.190	152.9	53.029	34.051	215.2	1:49.270
3	22.444	144.7	53.057	34.079	217.5	1:49.580	10	25.487	113.9	56.102	34.489	215.2	1:56.078
4	22.378	152.5	53.260	34.159	214.3	1:49.797	11	22.524	152.7	53.265	34.144	215.7	1:49.933
5	22.263	152.7	53.469	34.112	214.8	1:49.844	12	22.324	153.1	53.573	34.411	212.1	1:50.308
6	24.137	132.8	54.648	49.274		2:08.059 Pit	13	23.559	140.4	53.819	49.882		2:07.260 Pit
7	8:01.380	109.8	59.704	35.182	213.4	9:36.266							

### 12 MULLER

FRA

SEAT Leon TDI

1	11:11.147	102.6	59.035	35.496	215.2	12:45.678	9	3:31.377	125.4	54.480	36.140	215.7	5:01.997
2	22.169	148.3	54.034	34.464	216.1	1:50.667	10	22.347	150.2	53.270	34.494	215.7	1:50.111
3	22.715	150.8	53.328	34.147	215.2	1:50.190	11	22.567	142.1	53.361	43.917		1:59.845 Pit
4	22.494	143.8	53.230	34.345	216.1	1:50.069	12	2:29.895	137.9	54.548	35.796	216.1	4:00.239
5	22.482	139.5	53.385	34.261	216.5	1:50.128	13	22.522	145.3	53.372	34.344	213.4	1:50.238
6	23.123	142.8	53.473	38.576	214.3	1:55.172	14	23.998	131.0	56.022	58.561		2:18.581 Pit
7	22.571	146.1	53.248	34.333	213.9	1:50.152							
8	24.204	127.8	56.242	47.527		2:07.973 Pit							

### 13 OKYAY

TUR

BMW 320si

I

1	11:09.293	95.1	1:05.969	36.343	212.6	12:51.605	7	23.083	137.0	54.568	35.022	213.4	1:52.673
2	22.960	132.0	54.559	36.509	207.1	1:54.028	8	23.081	140.4	54.804	46.158		2:04.043 Pit
3	23.745	133.3	55.267	35.255	213.4	1:54.267	9	3:11.066	128.7	54.686	35.857	200.0	4:41.609
4	22.859	134.4	54.759	34.686	213.9	1:52.304	10	23.358	135.0	54.598	34.660	213.4	1:52.616
5	23.042	140.9	54.484	35.292	211.3	1:52.818	11	24.132	120.1	1:00.873	34.993	213.4	1:59.998
6	23.139	130.5	54.484	35.057	211.7	1:52.680							

### 15 THOMPSON

GBR

Honda Accord Euro R

1	10:55.249	110.0	1:00.873	46.278		12:42.400 Pit	3	22.929	146.1	53.537	34.086	201.5	1:50.552
2	4:00.492	117.3	1:01.707	34.154	216.1	5:36.353							

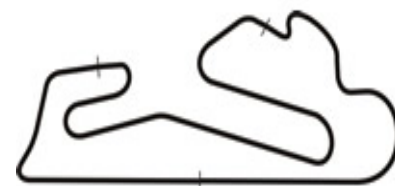
### 16 TIELEMANS

NED

BMW 320si

I

1	11:12.493	118.2	58.743	35.782	216.1	12:47.018	9	4:08.185	137.2	54.047	35.090	210.4	5:37.322
2	22.724	151.6	53.802	34.782	206.7	1:51.308	10	23.146	150.6	53.477	34.496	209.6	1:51.119
3	23.186	145.5	53.787	34.382	212.1	1:51.355	11	23.207	146.3	53.331	34.483	210.4	1:51.021
4	23.189	146.9	53.616	34.255	213.9	1:51.060	12	23.730	138.9	53.399	34.315	211.7	1:51.444
5	22.797	147.5	53.657	34.483	213.4	1:50.937	13	22.729	143.8	53.447	34.514	211.3	1:50.690
6	23.411	141.1	53.631	34.791	210.9	1:51.833	14	22.989	150.2	53.617	34.667	210.0	1:51.273
7	22.981	149.5	53.252	34.550	211.3	1:50.783	15	24.039	122.7	55.805	50.220		2:10.064 Pit
8	22.928	143.0	53.887	45.344		2:02.159 Pit							



Weather/Track: Sun 19° / Dry 24°

Circuit Length - 4.182 kilometres

Autodromo  
Estoril

Printed at 11:36, Saturday, 12 July, 2008

© MST Systems Ltd, 2005 (www.mstworld.com)

Page 3

# 2008 FIA World Touring Car Championship

## Free Practice 2 - Sector Analysis Report

Lap S1 Time S1 Spd S2 Time S2 Spd S3 Time S3 Spd Lap Time Pit Lap S1 Time S1 Spd S2 Time S2 Spd S3 Time S3 Spd Lap Time Pit

18 MONTEIRO						POR		SEAT Leon TDI						
1	11:12.035	109.2	58.778		35.774	217.5	12:46.587	7	7:23.582	124.5	56.312	34.252	216.1	8:54.146
2	22.226	148.9	52.660		34.061	214.8	1:48.947	8	22.316	150.4	52.983	34.177	215.2	1:49.476
3	22.575	145.5	53.008		44.861		2:00.444 Pit	9	23.821	102.6	54.271	42.462		2:00.554 Pit
4	3:44.742	119.6	55.652		34.334	214.8	5:14.728	10	56.539	133.0	55.841	46.461		2:38.841 Pit
5	22.395	152.7	52.975		34.349	213.4	1:49.719							
6	22.649	148.5	53.603		45.071		2:01.323 Pit							

20 CORONEL						NED		SEAT Leon						
1	10:55.189	131.8	54.377		34.491	215.7	12:24.057	8	22.664	140.8	53.316	34.160	213.4	1:50.140
2	22.582	154.2	53.011		34.132	213.0	1:49.725	9	22.434	141.7	53.297	40.008		1:55.739 Pit
3	22.712	147.7	53.034		33.969	213.9	1:49.715	10	3:10.914	126.6	1:07.997	35.000	214.3	4:53.911
4	22.595	146.3	53.391		34.059	213.9	1:50.045	11	22.138	151.2	52.726	33.733	213.4	1:48.597
5	22.297	141.7	53.639		34.207	213.4	1:50.143	12	22.413	147.9	52.835	33.704	212.6	1:48.952
6	22.463	144.3	53.756		47.888		2:04.107 Pit	13	22.238	149.7	53.281	46.266		2:01.785 Pit
7	4:31.731	92.3	53.651		34.076	212.1	5:59.458							

23 CORTHALS						BEL		SEAT Leon						I
1	11:04.831	112.0	1:02.539		38.821	173.1	12:46.191	7	2:43.329	129.0	54.034	33.733	212.6	4:11.096
2	26.015	129.0	56.306		34.216	211.7	1:56.537	8	22.776	148.7	52.848	33.811	212.6	1:49.435
3	22.938	151.4	53.467		34.182	214.3	1:50.587	9	22.653	150.4	52.971	33.980	213.4	1:49.604
4	22.513	148.7	53.747		34.189	213.9	1:50.449	10	22.635	151.6	53.264	34.233	213.0	1:50.132
5	23.564	120.4	55.816		46.335		2:05.715 Pit	11	24.866	138.6	53.575	45.647		2:04.088 Pit
6	7:04.153	135.8	54.395		42.748		8:41.296 Pit							

26 D'ASTE						ITA		BMW 320si						I
1	10:56.273	129.9	56.044		34.365	211.7	12:26.682	9	22.588	148.1	53.452	34.505	211.3	1:50.545
2	23.350	145.9	54.175		34.400	212.6	1:51.925	10	22.525	148.1	53.379	43.521		1:59.425 Pit
3	23.102	140.8	54.101		34.069	215.2	1:51.272	11	3:37.521	118.0	1:10.217	35.779	212.1	5:23.517
4	22.711	145.3	53.611		34.447	212.6	1:50.769	12	22.486	148.1	53.337	34.303	209.6	1:50.126
5	22.638	143.0	53.819		34.472	211.3	1:50.929	13	22.471	148.3	53.588	34.342	209.6	1:50.401
6	23.485	140.9	53.902		44.853		2:02.240 Pit	14	23.539	152.5	54.558	1:21.276		2:39.373 Pit
7	3:10.278	111.1	1:13.160		37.481	209.2	5:00.919							
8	22.551	148.3	53.051		34.096	210.9	1:49.698							

28 SHAPOVALOV						RUS		Lada 110						I
1	13:38.002	121.7	56.361		35.030	203.5	15:09.393	8	23.263	141.7	54.688	34.814	204.3	1:52.765
2	24.475	123.0	55.792		34.735	205.9	1:55.002	9	23.207	148.5	54.903	45.290		2:03.400 Pit
3	23.373	142.1	54.714		34.451	205.5	1:52.538	10	2:47.976	134.6	54.861	34.903	204.7	4:17.740
4	23.176	145.7	54.728		46.030		2:03.934 Pit	11	23.037	145.5	54.767	34.951	203.9	1:52.755
5	5:23.373	135.6	54.969		34.792	203.1	6:53.134	12	26.617	117.5	59.592	52.007		2:18.216 Pit
6	23.650	147.5	54.604		34.939	205.1	1:53.193							
7	23.466	143.8	54.737		34.708	204.7	1:52.911							



Weather/Track: Sun 19° / Dry 24°

Circuit Length - 4.182 kilometres  
Autodromo Estoril



# 2008 FIA World Touring Car Championship

## Free Practice 2 - Sector Analysis Report

Lap S1 Time S1 Spd S2 Time S2 Spd S3 Time S3 Spd Lap Time Pit Lap S1 Time S1 Spd S2 Time S2 Spd S3 Time S3 Spd Lap Time Pit

29 LAGEN				NED				Lada 110				I	
1	12:59.986	124.1	55.171	35.035	205.5	14:30.192	8	5:14.485	134.4	54.843	34.892	205.1	6:44.220
2	22.706	148.9	54.759	34.502	206.7	1:51.967	9	22.825	147.3	54.641	34.856	203.9	1:52.322
3	22.826	146.5	54.129	34.519	207.1	1:51.474	10	22.879	145.1	54.750	44.222		2:01.851 Pit
4	23.229	145.7	53.991	34.599	206.7	1:51.819	11	3:11.635	126.1	54.403	34.914	202.3	4:40.952
5	23.155	131.3	54.064	34.700	204.7	1:51.919	12	23.446	139.1	54.479	51.258		2:09.183 Pit
6	22.975	151.0	54.128	34.788	205.5	1:51.891							
7	22.646	153.1	55.449	45.059		2:03.154 Pit							

31 HERNANDEZ				ESP				BMW 320si				I	
1	11:08.609	97.2	1:05.317	36.385	205.5	12:50.311	8	22.493	147.7	52.723	33.800	211.3	1:49.016
2	26.889	120.9	55.687	34.784	211.3	1:57.360	9	23.578	118.9	54.939	43.029		2:01.546 Pit
3	24.700	124.2	55.123	34.452	212.6	1:54.275	10	3:11.223	98.9	1:02.562	36.613	212.1	4:50.398
4	22.821	143.8	53.346	34.264	215.7	1:50.431	11	27.685	115.1	1:04.630	38.272	212.1	2:10.587
5	24.086	118.9	54.716	43.148		2:01.950 Pit	12	22.354	148.7	56.904	34.401	210.9	1:53.659
6	3:06.568	98.3	1:00.848	34.418	210.4	4:41.834	13	26.912		1:04.418	51.920		2:23.250 Pit
7	22.510	146.7	52.607	33.687	211.3	1:48.804							

42 ENGSTLER				GER				BMW 320si				I	
1	11:33.860	129.4	56.106	34.724	209.6	13:04.690	8	6:04.939	128.4	1:02.064	34.094	213.0	7:41.097
2	23.039	142.4	54.049	35.961	210.0	1:53.049	9	22.339	148.3	52.861	34.081	212.6	1:49.281
3	23.036	144.0	54.053	34.601	213.0	1:51.690	10	23.383	142.8	54.995	34.145	214.8	1:52.523
4	23.756	145.1	54.011	46.816		2:04.583 Pit	11	22.329	150.0	53.102	34.238	210.0	1:49.669
5	2:46.536	139.1	54.288	34.915	208.8	4:15.739	12	22.718	142.2	53.920	45.529		2:02.167 Pit
6	22.733	145.5	53.897	34.783	209.2	1:51.413							
7	23.030	142.4	54.345	45.920		2:03.295 Pit							

43 ROMANOV				RUS				BMW 320si				I	
1	14:32.309	119.0	56.189	43.946	209.6	16:12.444	8	5:06.618	112.2	57.699	34.923	209.6	6:39.240
2	23.706	135.1	55.598	36.527	211.7	1:55.831	9	23.185	144.9	54.464	35.693	210.4	1:53.342
3	23.506	143.4	54.761	34.977	210.9	1:53.244	10	23.231	143.6	53.752	34.558	210.9	1:51.541
4	23.373	143.0	54.606	34.514	209.6	1:52.493	11	23.068	144.5	53.781	34.521	213.0	1:51.370
5	23.564	143.4	54.360	34.379	210.4	1:52.303	12	23.524	137.4	55.669	34.839	209.2	1:54.032
6	22.970	150.6	54.231	36.009	209.6	1:53.210	13	24.095	140.6	56.086	49.355		2:09.536 Pit
7	23.019	148.3	54.291	45.692		2:03.002 Pit							

60 POULSEN				DEN				BMW 320si				I	
1	11:14.331	124.7	57.388	35.978	210.9	12:47.697	9	23.053	141.1	54.181	47.031		2:04.265 Pit
2	22.921	140.9	53.814	34.988	206.7	1:51.723	10	3:27.921	135.6	53.788	34.586	210.4	4:56.295
3	23.545	134.1	54.242	34.443	210.4	1:52.230	11	26.489	141.1	54.031	34.742	209.2	1:55.262
4	22.988	136.0	54.167	45.865		2:03.020 Pit	12	22.935	139.7	53.893	34.810	209.6	1:51.638
5	2:52.913	136.0	53.711	34.562	208.8	4:21.186	13	22.747	138.1	53.845	34.686	208.8	1:51.278
6	22.663	146.1	54.011	34.476	209.6	1:51.150	14	22.862	140.8	53.888	53.519		2:10.269 Pit
7	22.790	138.8	53.826	34.619	209.2	1:51.235							
8	22.765	142.1	53.959	35.017	208.8	1:51.741							



Weather/Track: Sun 19° / Dry 24°

Circuit Length - 4.182 kilometres

Autodromo  
Estoril

Printed at 11:36, Saturday, 12 July, 2008

© MST Systems Ltd, 2005 (www.mstworld.com)

Page 5

# 2008 FIA World Touring Car Championship

## Free Practice 2 - Sector Analysis Report

Lap	S1 Time	S1 Spd	S2 Time	S2 Spd	S3 Time	S3 Spd	Lap Time	Pit	Lap	S1 Time	S1 Spd	S2 Time	S2 Spd	S3 Time	S3 Spd	Lap Time	Pit
<b>77 BOARDMAN GBR SEAT Leon 2.0 TFSI I</b>																	
1	15:17.294	102.1	55.676		34.404	211.7	16:47.374		7	22.529	138.2	54.284		34.274	211.3	1:51.087	
2	22.577	148.1	54.159		34.220	212.1	1:50.956		8	22.566	139.1	54.570		43.075		2:00.211	Pit
3	23.604	133.1	54.243		47.635		2:05.482	Pit	9	2:47.644	119.8	58.128		35.464	213.4	4:21.236	
4	4:01.373	126.0	54.970		34.380	211.7	5:30.723		10	22.261	137.0	53.323		33.804	214.3	1:49.388	
5	22.618	145.1	53.624		33.971	211.7	1:50.213		11	22.570	133.3	54.485		46.661		2:03.716	Pit
6	22.488	148.7	54.643		34.331	212.6	1:51.462										



Weather/Track: Sun 19° / Dry 24°



Circuit Length - 4.182 kilometres  
Autodromo Estoril

## 2008 FIA World Touring Car Championship Free Practice 2 - Best Sector Speeds Report

SECTOR 1				SECTOR 2		SECTOR 3		
POS	NO	NAME	SPEED	LAP	NO	NAME	SPEED	LAP
1	10	RYDELL	154.2	6	9	GENE	218.4	3
2	20	CORONEL	154.2	2	10	RYDELL	217.9	8
3	6	LARINI	153.6	7	11	TARQUINI	217.5	3
4	11	TARQUINI	153.1	12	18	MONTEIRO	217.5	1
5	29	LAGEN	153.1	7	12	MULLER	216.5	5
6	3	FARFUS	152.9	12	15	THOMPSON	216.1	2
7	18	MONTEIRO	152.7	5	16	TIELEMANS	216.1	1
8	8	MENU	152.5	3	3	FARFUS	215.7	1
9	26	D'ASTE	152.5	14	5	PORTEIRO	215.7	3
10	2	MULLER	152.3	11	20	CORONEL	215.7	1
11	1	PRIAULX	152.1	2	31	HERNANDEZ	215.7	4
12	16	TIELEMANS	151.6	2	2	MULLER	215.2	3
13	23	CORTHALS	151.6	10	26	D'ASTE	215.2	3
14	12	MULLER	150.8	3	42	ENGSTLER	214.8	10
15	43	ROMANOV	150.6	6	4	ZANARDI	214.3	3
16	42	ENGSTLER	150.0	11	6	LARINI	214.3	7
17	9	GENE	149.3	7	7	HUFF	214.3	9
18	5	PORTEIRO	149.1	6	23	CORTHALS	214.3	3
19	31	HERNANDEZ	148.7	12	77	BOARDMAN	214.3	10
20	77	BOARDMAN	148.7	6	13	OKYAY	213.9	4
21	28	SHAPOVALOV	148.5	9	8	MENU	213.0	4
22	15	THOMPSON	146.1	3	43	ROMANOV	213.0	11
23	60	POULSEN	146.1	6	1	PRIAULX	212.6	12
24	7	HUFF	145.5	9	60	POULSEN	210.9	1
25	4	ZANARDI	144.7	3	29	LAGEN	207.1	3
26	13	OKYAY	140.9	5	28	SHAPOVALOV	205.9	2



Weather/Track: Sun 19° / Dry 24°

Circuit Length - 4.182 kilometres  
Autodromo  
Estoril

## 2008 FIA World Touring Car Championship Free Practice 2 - Best Sector Times Report

POS	NO	SECTOR 1		SECTOR 2		SECTOR 3		IDEAL/BEST LAP COMPARISON							
		TIME	LAP	NO	TIME	LAP	NO	TIME	LAP	NO	NAME	IDEAL	BEST	LAP	DIFF
1	7	21.872	9	2	52.341	11	7	33.561	9	7	HUFF	1:48.079	1:48.079	9	+ 0.000
2	10	22.054	11	10	52.355	6	3	33.580	11	3	FARFUS	1:48.152	1:48.288	12	+ 0.136
3	8	22.067	7	8	52.470	7	6	33.653	6	2	MULLER	1:48.196	1:48.196	11	+ 0.000
4	3	22.098	13	3	52.474	11	8	33.685	7	8	MENU	1:48.222	1:48.222	7	+ 0.000
5	6	22.134	7	31	52.607	7	31	33.687	7	10	RYDELL	1:48.510	1:48.790	8	+ 0.280
6	20	22.138	11	7	52.646	9	20	33.704	12	20	CORONEL	1:48.568	1:48.597	11	+ 0.029
7	2	22.147	11	18	52.660	2	5	33.707	11	5	PORTEIRO	1:48.634	1:48.741	6	+ 0.107
8	12	22.169	2	5	52.723	6	2	33.708	11	31	HERNANDEZ	1:48.648	1:48.804	7	+ 0.156
9	11	22.190	9	20	52.726	11	23	33.733	7	6	LARINI	1:48.654	1:48.730	6	+ 0.076
10	5	22.204	6	1	52.741	12	77	33.804	10	18	MONTEIRO	1:48.947	1:48.947	2	+ 0.000
11	1	22.211	10	23	52.848	8	4	33.902	3	1	PRIAULX	1:49.022	1:49.242	13	+ 0.220
12	18	22.226	2	42	52.861	9	9	33.942	3	23	CORTHALS	1:49.094	1:49.435	8	+ 0.341
13	77	22.261	10	6	52.867	6	11	34.051	9	11	TARQUINI	1:49.270	1:49.270	9	+ 0.000
14	42	22.329	11	11	53.029	9	18	34.061	2	42	ENGSTLER	1:49.271	1:49.281	9	+ 0.010
15	31	22.354	12	26	53.051	8	26	34.069	3	77	BOARDMAN	1:49.388	1:49.388	10	+ 0.000
16	9	22.425	2	9	53.053	3	1	34.070	13	9	GENE	1:49.420	1:49.688	3	+ 0.268
17	4	22.439	4	12	53.230	4	42	34.081	9	12	MULLER	1:49.546	1:50.069	4	+ 0.523
18	26	22.471	13	16	53.252	7	15	34.086	3	26	D'ASTE	1:49.591	1:49.698	8	+ 0.107
19	23	22.513	4	77	53.323	10	10	34.101	2	4	ZANARDI	1:49.707	1:49.804	3	+ 0.097
20	29	22.646	7	4	53.366	3	12	34.147	3	16	TIELEMANS	1:50.231	1:50.690	13	+ 0.459
21	60	22.663	6	15	53.537	3	16	34.255	4	15	THOMPSON	1:50.552	1:50.552	3	+ 0.000
22	16	22.724	2	60	53.711	5	43	34.379	5	60	POULSEN	1:50.817	1:51.150	6	+ 0.333
23	13	22.859	4	43	53.752	10	60	34.443	3	43	ROMANOV	1:51.101	1:51.370	11	+ 0.269
24	15	22.929	3	29	53.991	4	28	34.451	3	29	LAGEN	1:51.139	1:51.474	3	+ 0.335
25	43	22.970	6	13	54.484	5	29	34.502	2	13	OKYAY	1:52.003	1:52.304	4	+ 0.301
26	28	23.037	11	28	54.604	6	13	34.660	10	28	SHAPOVALO	1:52.092	1:52.538	3	+ 0.446

'Perfect Lap' - 1:47.774



Weather/Track: Sun 19° / Dry 24°

Circuit Length - 4.182 kilometres  
Autodromo  
Estoril

## 2008 FIA World Touring Car Championship QUALIFYING - PROVISIONAL CLASSIFICATION

POS	NO	CL	DRIVER	NAT	CAR	TIME	LAPS	GAP	KPH
1	6		Nicola LARINI	ITA	Chevrolet Lacetti	1:47.325	9		140.27
2	10		Rickard RYDELL	SWE	SEAT Leon TDI	1:47.475	8	0.150	140.08
3	8		Alain MENU	SUI	Chevrolet Lacetti	1:47.606	9	0.281	139.91
4	9		Jordi GENE	ESP	SEAT Leon TDI	1:47.653	8	0.328	139.84
5	7		Robert HUFF	GBR	Chevrolet Lacetti	1:47.708	9	0.383	139.77
6	1		Andy PRIAULX	GBR	BMW 320si	1:47.724	10	0.399	139.75
7	3		Augusto FARFUS	BRA	BMW 320si	1:47.756	10	0.431	139.71
8	11		Gabriele TARQUINI	ITA	SEAT Leon TDI	1:47.803	8	0.478	139.65
9	12		Yvan MULLER	FRA	SEAT Leon TDI	1:47.912	8	0.587	139.51
10	18		Tiago MONTEIRO	POR	SEAT Leon TDI	1:47.956	9	0.631	139.45
11	20		Tom CORONEL	NED	SEAT Leon	1:48.116	10	0.791	139.25
12	5		Felix PORTEIRO	ESP	BMW 320si	1:48.140	10	0.815	139.22
13	2		Jorg MULLER	GER	BMW 320si	1:48.297	11	0.972	139.01
14	31		Sergio HERNANDEZ	ESP	BMW 320si	1:48.386	9	1.061	138.90
15	26		Stefano D'ASTE	ITA	BMW 320si	1:48.559	8	1.234	138.68
16	4		Alessandro ZANARDI	ITA	BMW 320si	1:48.603	11	1.278	138.62
17	42		Franz ENGSTLER	GER	BMW 320si	1:48.632	10	1.307	138.58
18	23		Pierre-Yves CORTHALS	BEL	SEAT Leon	1:48.749	8	1.424	138.44
19	77		Tom BOARDMAN	GBR	SEAT Leon 2.0 TFSI	1:49.508	13	2.183	137.48
20	29		Jaap van LAGEN	NED	Lada 110	1:49.705	7	2.380	137.23
21	16		Olivier TIELEMANS	NED	BMW 320si	1:50.060	13	2.735	136.79
22	60		Kristian POULSEN	DEN	BMW 320si	1:50.179	9	2.854	136.64
23	43		Andrei ROMANOV	RUS	BMW 320si	1:50.945	12	3.620	135.70
24	13		Ibrahim OKYAY	TUR	BMW 320si	1:51.821	13	4.496	134.63
25	28		Viktor SHAPOVALOV	RUS	Lada 110	1:51.875	6	4.550	134.57

QUALIFICATION MAXIMA 1:54.837

Subject to Technical Scrutineering. Car 15 did not participate.  
Weather/Track: Sun 21°/ Dry 46°

Estoril  
Circuit Length = 4.1820 km.  
Start: 15:00 End: 15:30

Race Director:	Steward:	Timekeeper:
----------------	----------	-------------

## 2008 FIA World Touring Car Championship QUALIFYING RESULT

POS	NO	CL	DRIVER	NAT	CAR	TIME	LAPS	GAP	KPH
1	6		Nicola LARINI	ITA	Chevrolet Lacetti	1:47.325	9		140.27
2	10		Rickard RYDELL	SWE	SEAT Leon TDI	1:47.475	8	0.150	140.08
3	9		Jordi GENE	ESP	SEAT Leon TDI	1:47.653	8	0.328	139.84
4	7		Robert HUFF	GBR	Chevrolet Lacetti	1:47.708	9	0.383	139.77
5	1		Andy PRIAULX	GBR	BMW 320si	1:47.724	10	0.399	139.75
6	3		Augusto FARFUS	BRA	BMW 320si	1:47.756	10	0.431	139.71
7	11		Gabriele TARQUINI	ITA	SEAT Leon TDI	1:47.803	8	0.478	139.65
8	12		Yvan MULLER	FRA	SEAT Leon TDI	1:47.912	8	0.587	139.51
9	18		Tiago MONTEIRO	POR	SEAT Leon TDI	1:47.956	9	0.631	139.45
10	20		Tom CORONEL	NED	SEAT Leon	1:48.116	10	0.791	139.25
11	5		Felix PORTEIRO	ESP	BMW 320si	1:48.140	10	0.815	139.22
12	2		Jorg MULLER	GER	BMW 320si	1:48.297	11	0.972	139.01
13	31		Sergio HERNANDEZ	ESP	BMW 320si	1:48.386	9	1.061	138.90
14	26		Stefano D'ASTE	ITA	BMW 320si	1:48.559	8	1.234	138.68
15	4		Alessandro ZANARDI	ITA	BMW 320si	1:48.603	11	1.278	138.62
16	42		Franz ENGSTLER	GER	BMW 320si	1:48.632	10	1.307	138.58
17	23		Pierre-Yves CORTHALS	BEL	SEAT Leon	1:48.749	8	1.424	138.44
18	77		Tom BOARDMAN	GBR	SEAT Leon 2.0 TFSI	1:49.508	13	2.183	137.48
19	29		Jaap van LAGEN	NED	Lada 110	1:49.705	7	2.380	137.23
20	16		Olivier TIELEMANS	NED	BMW 320si	1:50.060	13	2.735	136.79
21	60		Kristian POULSEN	DEN	BMW 320si	1:50.179	9	2.854	136.64
22	43		Andrei ROMANOV	RUS	BMW 320si	1:50.945	12	3.620	135.70
23	13		Ibrahim OKYAY	TUR	BMW 320si	1:51.821	13	4.496	134.63
24	28		Viktor SHAPOVALOV	RUS	Lada 110	1:51.875	6	4.550	134.57

QUALIFICATION MAXIMA 1:54.837

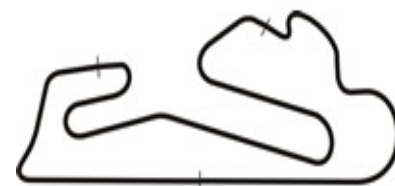
Car 8, all times cancelled, refer Stewards Decision 16

Estoril  
Circuit Length = 4.1820 km.  
Start: 15:00 End: 15:30

Steward:	Steward:	Steward:
----------	----------	----------

# 2008 FIA World Touring Car Championship Qualifying - Sector Analysis Report

Lap	S1 Time	S1 Spd	S2 Time	S2 Spd	S3 Time	S3 Spd	Lap Time	Pit	Lap	S1 Time	S1 Spd	S2 Time	S2 Spd	S3 Time	S3 Spd	Lap Time	Pit
<b>1 PRIAULX GBR BMW 320si</b>																	
1	10:44.777	133.0	55.828		34.028	211.7	12:14.633		7	21.928	154.7	52.524		33.587	214.3	1:48.039	
2	22.575	151.0	53.358		41.777		1:57.710	Pit	8	23.392	123.7	1:01.523		46.127		2:11.042	Pit
3	2:44.382	127.3	1:02.607		38.288	212.6	4:25.277		9	5:49.338	134.8	55.148		33.560	214.3	7:18.046	
4	22.213	154.5	52.422		33.581	211.7	1:48.216		10	22.047	151.0	52.336		33.341	213.4	1:47.724	
5	22.426	151.6	59.767		48.711		2:10.904	Pit									
6	2:56.721	127.8	56.075		34.104	214.8	4:26.900										
<b>2 MULLER GER BMW 320si</b>																	
1	10:46.963	141.3	56.112		40.251		12:23.326	Pit	7	22.585	145.1	52.769		33.813	213.4	1:49.167	
2	2:01.631	130.5	55.393		33.604	213.9	3:30.628		8	22.680	140.4	54.205		45.495		2:02.380	Pit
3	22.083	152.5	52.593		33.736	211.3	1:48.412		9	5:32.641	131.7	57.231		34.876	215.7	7:04.748	
4	22.528	148.7	52.898		42.742		1:58.168	Pit	10	23.178	136.8	56.192		34.228	215.2	1:53.598	
5	3:24.070	129.1	54.849		33.894	215.2	4:52.813		11	22.081	152.5	52.683		33.692	214.8	1:48.456	
6	21.994	156.2	52.688		33.615	214.8	1:48.297										
<b>3 FARFUS BRA BMW 320si</b>																	
1	10:47.995	144.1	56.150		43.451		12:27.596	Pit	7	22.275	151.2	52.540		33.694	213.4	1:48.509	
2	1:58.033	123.4	55.424		33.684	213.9	3:27.141		8	23.371	137.5	54.745		43.921		2:02.037	Pit
3	22.178	151.4	52.529		33.654	211.3	1:48.361		9	5:42.943	114.6	58.577		33.434	216.1	7:14.954	
4	22.430	146.1	52.755		47.876		2:03.061	Pit	10	22.076	149.5	52.221		33.459	214.8	1:47.756	
5	3:17.675	129.8	54.700		33.568	211.7	4:45.943										
6	22.212	151.6	52.384		33.537	211.3	1:48.133										
<b>4 ZANARDI ITA BMW 320si</b>																	
1	10:45.712	139.1	57.054		34.701	211.7	12:17.467		7	3:31.210	120.1	59.191		35.006	213.0	5:05.407	
2	22.689	145.5	53.965		43.020		1:59.674	Pit	8	22.456	145.9	52.589		33.558	212.6	1:48.603	
3	2:41.192	123.4	1:03.785		36.676	215.2	4:21.653		9	26.023	129.6	55.921		45.533		2:07.477	Pit
4	25.689	121.4	54.805		34.484	211.7	1:54.978		10	3:12.587	113.5	56.458		33.978	214.3	4:43.023	
5	22.491	146.7	52.861		33.869	211.7	1:49.221		11	22.230	146.1	52.769		33.641	213.9	1:48.640	
6	23.779	132.0	55.894		45.209		2:04.882	Pit									
<b>5 PORTEIRO ESP BMW 320si</b>																	
1	10:46.899	132.0	56.782		35.298	212.6	12:18.979		7	22.120	150.4	52.787		33.750	213.0	1:48.657	
2	22.769	146.3	55.288		44.620		2:02.677	Pit	8	25.005	133.1	58.728		49.929		2:13.662	Pit
3	2:34.233	124.1	1:04.294		38.321	213.4	4:16.848		9	4:45.290	115.0	56.470		33.544	215.7	6:15.304	
4	22.182	149.7	52.426		33.568	213.0	1:48.176		10	22.079	148.5	52.505		33.556	214.8	1:48.140	
5	22.427	146.9	52.916		53.012		2:08.355	Pit									
6	3:43.196	115.0	59.114		34.131	212.6	5:16.441										
<b>6 LARINI ITA Chevrolet Lacetti</b>																	
1	10:50.168	129.9	56.674		44.525		12:31.367	Pit	6	21.936	149.5	52.125		33.388	217.0	1:47.449	
2	2:48.855	133.6	56.607		33.967	216.5	4:19.429		7	22.992	145.7	53.775		48.225		2:04.992	Pit
3	22.039	154.2	52.463		33.752	219.3	1:48.254		8	6:11.630	131.7	55.223		34.226	217.5	7:41.079	
4	22.720	147.9	53.104		46.529		2:02.353	Pit	9	21.951	154.0	52.118		33.256	216.1	1:47.325	
5	4:45.058	132.0	59.085		34.194	217.9	6:18.337										



Weather/Track: Sun 21° / Dry 46°

Circuit Length - 4.182 kilometres  
Autodromo Estoril

# 2008 FIA World Touring Car Championship Qualifying - Sector Analysis Report

Lap S1 Time S1 Spd S2 Time S2 Spd S3 Time S3 Spd Lap Time Pit Lap S1 Time S1 Spd S2 Time S2 Spd S3 Time S3 Spd Lap Time Pit

7 HUFF			GBR			Chevrolet Lacetti							
1	10:52.950	131.3	55.016	46.361	12:34.327 Pit	6	21.964	144.3	52.377	33.367	217.9	1:47.708	
2	2:12.217	127.0	54.619	33.912	216.1	3:40.748	7	23.629	129.1	56.058	49.723	2:09.410 Pit	
3	22.055	144.3	52.208	33.629	215.2	1:47.892	8	5:24.634	115.0	54.565	33.174	217.9	6:52.373
4	23.658	122.0	55.396	49.905		2:08.959 Pit	9	22.087	142.6	52.218	33.405	217.9	1:47.710
5	5:35.657	122.3	57.231	33.723	217.5	7:06.611							

8 MENU			SUI			Chevrolet Lacetti							
1	10:54.693	133.8	55.289	49.493	12:39.475 Pit	6	21.983	144.9	52.343	33.473	215.2	1:47.799	
2	2:08.767	117.9	52.263	35.204	215.2	3:41.234	7	23.499	129.4	56.756	50.383	2:10.638 Pit	
3	22.075	145.9	52.377	33.608	213.9	1:48.060	8	8:48.685	127.6	54.760	34.194	217.0	10:17.639
4	23.978	132.3	56.584	45.100		2:05.662 Pit	9	21.941	149.7	52.106	33.559	215.7	1:47.606
5	2:17.277	121.7	56.522	33.900	216.1	3:47.699							

9 GENE			ESP			SEAT Leon TDI							
1	10:44.313	137.5	1:03.065	39.867	217.9	12:27.245	6	26.140	86.4	1:01.844	59.294	2:27.278 Pit	
2	21.966	149.1	52.392	33.781	217.9	1:48.139	7	6:03.676	117.7	1:05.214	38.284	217.5	7:47.174
3	22.342	149.5	57.648	53.309		2:13.299 Pit	8	22.058	151.0	52.332	33.410	216.1	1:47.800
4	7:02.658	125.8	1:01.582	35.385	218.8	8:39.625							
5	22.017	151.2	52.070	33.566	218.8	1:47.653							

10 RYDELL			SWE			SEAT Leon TDI							
1	10:42.595	133.0	1:05.444	40.110	219.7	12:28.149	6	23.878	131.8	58.461	47.720	2:10.059 Pit	
2	22.063	150.8	52.170	33.927	219.3	1:48.160	7	6:23.899	113.8	1:05.824	37.698	220.2	8:07.421
3	23.362	140.6	57.632	53.757		2:14.751 Pit	8	22.021	150.2	51.949	33.505	220.7	1:47.475
4	6:58.422	133.3	1:01.327	35.016	218.4	8:34.765							
5	21.945	158.3	52.428	33.645	217.5	1:48.018							

11 TARQUINI			ITA			SEAT Leon TDI							
1	10:40.427	115.6	1:06.371	39.438	216.1	12:26.236	6	24.081	123.1	1:03.912	54.290	2:22.283 Pit	
2	22.087	152.7	52.478	34.100	216.1	1:48.665	7	6:11.541	114.7	1:05.579	38.090	218.8	7:55.210
3	26.548	125.4	1:01.946	51.569		2:20.063 Pit	8	22.104	156.0	52.265	33.806	217.9	1:48.175
4	6:55.485	126.6	1:00.927	35.713	217.9	8:32.125							
5	21.776	155.1	52.209	33.818	218.8	1:47.803							

12 MULLER			FRA			SEAT Leon TDI							
1	10:38.413	106.7	1:03.401	38.896	217.9	12:20.710	6	22.326	148.9	53.772	48.888	2:04.986 Pit	
2	22.187	146.9	52.490	33.826	216.1	1:48.503	7	8:41.171	107.1	1:05.431	38.396	220.2	10:24.998
3	25.370	126.9	55.379	47.736		2:08.485 Pit	8	21.994	150.2	52.163	33.755	218.4	1:47.912
4	5:03.869	112.3	59.190	34.292	218.4	6:37.351							
5	22.351	147.7	52.292	33.546	217.9	1:48.189							



Weather/Track: Sun 21° / Dry 46°

Circuit Length - 4.182 kilometres  
Autodromo  
Estoril



# 2008 FIA World Touring Car Championship Qualifying - Sector Analysis Report

Lap S1 Time S1 Spd S2 Time S2 Spd S3 Time S3 Spd Lap Time Pit Lap S1 Time S1 Spd S2 Time S2 Spd S3 Time S3 Spd Lap Time Pit

13 OKYAY			TUR			BMW 320si			I				
1	11:15.822	120.9	1:07.945	37.883	205.1	13:01.650	8	23.733	132.3	55.043	35.063	214.8	1:53.839
2	26.824	126.6	55.757	35.074	212.6	1:57.655	9	23.046	138.6	54.250	34.525	214.8	1:51.821
3	23.210	133.1	57.623	35.155	213.0	1:55.988	10	23.067	131.2	54.028	34.839	214.8	1:51.934
4	23.035	136.8	55.024	34.961	212.1	1:53.020	11	23.270	135.3	54.323	34.725	214.3	1:52.318
5	23.058	135.0	54.764	34.860	211.7	1:52.682	12	23.082	131.8	55.547	34.937	215.7	1:53.566
6	23.190	134.4	56.890	45.900		2:05.980 Pit	13	23.029	138.4	54.317	34.635	215.7	1:51.981
7	4:02.656	125.1	56.786	34.978	210.9	5:34.420							

16 TIELEMANS			NED			BMW 320si			I				
1	12:05.108	133.3	54.868	34.804	208.3	13:34.780	8	22.886	143.0	53.254	34.129	212.1	1:50.269
2	23.076	141.3	53.585	34.470	210.9	1:51.131	9	23.037	144.9	54.338	48.892		2:06.267 Pit
3	22.864	146.3	53.535	34.492	210.4	1:50.891	10	3:00.028	131.0	53.893	34.008	213.4	4:27.929
4	22.984	143.6	53.769	43.388		2:00.141 Pit	11	22.977	144.0	53.062	34.021	214.3	1:50.060
5	3:33.471	129.8	54.227	34.333	212.1	5:02.031	12	22.582	139.3	53.390	34.150	213.0	1:50.122
6	22.902	148.1	53.086	34.247	211.3	1:50.235	13	22.746	135.3	53.512	34.977	208.3	1:51.235
7	22.819	145.3	53.271	34.159	211.7	1:50.249							

18 MONTEIRO			POR			SEAT Leon TDI			I				
1	10:39.341	113.5	1:03.270	39.030	219.7	12:21.641	6	23.956	138.4	53.494	49.874		2:07.324 Pit
2	22.165	146.5	52.238	33.950	217.0	1:48.353	7	5:18.263	130.7	54.729	33.788	220.7	6:46.780
3	22.299	145.9	55.702	46.310		2:04.311 Pit	8	22.103	152.9	52.303	33.550	219.3	1:47.956
4	5:05.225	100.3	1:00.051	34.534	217.5	6:39.810	9	23.523	140.9	53.262	41.680		1:58.465 Pit
5	22.317	150.2	52.255	33.756	217.0	1:48.328							

20 CORONEL			NED			SEAT Leon			I				
1	10:56.331	128.7	54.313	46.221		12:36.865 Pit	7	24.961	140.6	57.074	33.697	214.3	1:55.732
2	2:43.642	110.9	57.137	33.931	213.9	4:14.710	8	23.540	140.9	53.356	42.414		1:59.310 Pit
3	22.143	152.9	52.685	33.880	214.3	1:48.708	9	6:22.861	110.4	55.368	33.564	215.7	7:51.793
4	22.342	155.3	53.692	47.791		2:03.825 Pit	10	22.093	146.3	52.470	33.553	216.1	1:48.116
5	2:23.034	138.8	53.970	33.287	215.2	3:50.291							
6	22.154	154.2	52.477	33.712	214.3	1:48.343							

23 CORTHALS			BEL			SEAT Leon			I				
1	11:10.024	99.4	1:05.953	33.938	212.6	12:49.915	6	22.343	153.1	54.212	44.403		2:00.958 Pit
2	22.421	148.9	52.728	33.749	211.7	1:48.898	7	8:06.840	117.0	1:00.836	34.023	214.3	9:41.699
3	22.544	150.6	53.091	44.547		2:00.182 Pit	8	22.329	152.1	52.928	33.719	211.3	1:48.976
4	6:07.982		1:04.274	34.331	213.9	7:46.587							
5	22.254	150.6	52.846	33.649	211.7	1:48.749							

26 D'ASTE			ITA			BMW 320si			I				
1	11:09.181	95.6	1:08.932	35.654	213.9	12:53.767	6	22.559	144.7	59.676	48.549		2:10.784 Pit
2	22.480	143.8	53.055	33.826	211.3	1:49.361	7	7:12.555	114.8	1:06.962	34.169	216.1	8:53.686
3	24.647	125.1	58.699	47.948		2:11.294 Pit	8	22.258	147.7	52.684	34.070	209.2	1:49.012
4	6:22.751		1:07.547	36.663	214.8	8:06.961							
5	22.376	142.4	52.528	33.655	213.4	1:48.559							

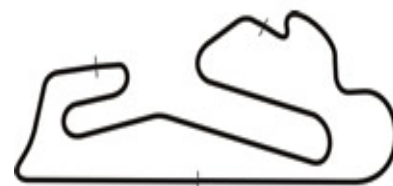


Weather/Track: Sun 21° / Dry 46°

Circuit Length - 4.182 kilometres  
Autodromo Estoril

# 2008 FIA World Touring Car Championship Qualifying - Sector Analysis Report

Lap	S1 Time	S1 Spd	S2 Time	S2 Spd	S3 Time	S3 Spd	Lap Time	Pit	Lap	S1 Time	S1 Spd	S2 Time	S2 Spd	S3 Time	S3 Spd	Lap Time	Pit
<b>28 SHAPOVALOV RUS Lada 110 I</b>																	
1	12:04.361	128.2	57.856		35.320	203.9	13:37.537		5	22.913	135.3	54.499		34.463	203.9	1:51.875	
2	23.247	140.6	54.995		34.668	206.3	1:52.910		6	34.197		1:09.967		54.379		2:38.543	Pit
3	22.962	141.5	57.111		52.339		2:12.412	Pit									
4	3:48.431	130.5	57.744		34.992	205.9	5:21.167										
<b>29 LAGEN NED Lada 110 I</b>																	
1	20:09.205	123.0	58.121		35.385	206.7	21:42.711		5	4:07.159	123.7	1:00.613		35.727	210.0	5:43.499	
2	22.582	154.7	1:00.765		35.135	207.1	1:58.482		6	22.385	142.6	53.201		34.119	207.9	1:49.705	
3	22.597	144.9	53.700		34.303	207.1	1:50.600		7	23.479	140.8	55.621		45.003		2:04.103	Pit
4	22.709	143.8	54.690		47.756		2:05.155	Pit									
<b>31 HERNANDEZ ESP BMW 320si I</b>																	
1	11:08.753	97.2	1:08.693		35.726	210.4	12:53.172		6	22.918	119.3	58.498		47.024		2:08.440	Pit
2	22.380	150.6	52.712		33.709	210.0	1:48.801		7	7:14.910	103.2	1:06.770		34.454	213.0	8:56.134	
3	29.436	97.7	1:00.184		45.784		2:15.404	Pit	8	22.194	148.3	52.524		33.668	213.4	1:48.386	
4	6:18.675		1:08.080		36.674	211.7	8:03.429		9	22.263	148.5	52.584		33.655	212.1	1:48.502	
5	22.263	150.2	52.541		33.649	212.1	1:48.453										
<b>42 ENGSTLER GER BMW 320si I</b>																	
1	11:13.503	105.5	1:05.297		35.939	213.0	12:54.739		7	22.842	148.3	54.111		48.909		2:05.862	Pit
2	23.243	140.0	53.501		34.278	210.4	1:51.022		8	7:56.747	114.0	58.522		33.860	214.3	9:29.129	
3	23.167	149.3	54.194		46.563		2:03.924	Pit	9	22.275	148.7	52.679		33.678	212.1	1:48.632	
4	3:48.383	136.1	53.886		34.129	210.4	5:16.398		10	22.499	148.7	53.049		33.996	211.7	1:49.544	
5	23.497	145.3	53.832		34.674	211.3	1:52.003										
6	22.775	143.2	54.295		36.578	208.3	1:53.648										
<b>43 ROMANOV RUS BMW 320si I</b>																	
1	11:10.550	100.1	1:08.674		36.421	211.3	12:55.645		8	22.964	151.8	53.719		34.262	210.0	1:50.945	
2	23.043	137.2	53.849		34.247	211.3	1:51.139		9	23.842	136.7	55.822		48.043		2:07.707	Pit
3	23.601	137.4	54.684		34.530	210.4	1:52.815		10	2:17.554	126.9	56.268		34.501	213.0	3:48.323	
4	22.979	146.5	53.917		34.586	209.6	1:51.482		11	22.864	148.3	53.718		34.444	210.9	1:51.026	
5	24.815	104.8	55.234		55.538		2:15.587	Pit	12	22.891	148.1	53.970		34.584	210.9	1:51.445	
6	5:18.099	109.4	1:01.387		36.963	198.8	6:56.449										
7	26.284	120.2	55.779		35.915	213.9	1:57.978										
<b>60 POULSEN DEN BMW 320si I</b>																	
1	11:12.761	94.2	1:07.803		36.407	210.9	12:56.971		6	3:15.337	139.5	53.818		34.335	211.3	4:43.490	
2	22.583	139.5	56.975		34.220	210.0	1:53.778		7	22.466	146.5	53.441		34.356	211.7	1:50.263	
3	22.585	144.1	53.317		34.277	211.3	1:50.179		8	22.805	145.3	53.654		34.951	204.3	1:51.410	
4	22.926	141.7	53.773		34.590	211.3	1:51.289		9	23.570	137.2	55.910		50.109		2:09.589	Pit
5	23.249	139.3	54.376		48.079		2:05.704	Pit									



Weather/Track: Sun 21° / Dry 46°

Circuit Length - 4.182 kilometres  
Autodromo Estoril

# 2008 FIA World Touring Car Championship Qualifying - Sector Analysis Report

Lap	S1 Time	S1 Spd	S2 Time	S2 Spd	S3 Time	S3 Spd	Lap Time	Pit	Lap	S1 Time	S1 Spd	S2 Time	S2 Spd	S3 Time	S3 Spd	Lap Time	Pit	
<b>77 BOARDMAN</b>									<b>GBR SEAT Leon 2.0 TFSI</b>									<b>I</b>
1	10:57.508	133.9	53.981		37.634	213.4	12:29.123		8	22.762	140.0	56.358		44.909		2:04.029	Pit	
2	31.013		56.802		34.446	210.4	2:02.261		9	2:28.904	123.8	55.045		34.539	213.9	3:58.488		
3	22.834	142.2	54.006		34.103	212.1	1:50.943		10	22.683	139.1	53.175		33.870	213.4	1:49.728		
4	22.581	135.1	53.741		43.310		1:59.632	Pit	11	22.549	141.9	53.558		33.810	213.4	1:49.917		
5	2:42.646	119.7	54.219		34.188	212.1	4:11.053		12	22.602	138.1	56.217		34.711	213.4	1:53.530		
6	22.530	140.2	53.007		33.971	211.7	1:49.508		13	22.378	143.0	53.553		33.977	214.8	1:49.908		
7	22.724	144.3	53.143		34.078	210.9	1:49.945											



Weather/Track: Sun 21° / Dry 46°



Circuit Length - 4.182 kilometres  
Autodromo Estoril

## 2008 FIA World Touring Car Championship Qualifying - Best Sector Speeds Report

SECTOR 1				SECTOR 2		SECTOR 3		
POS	NO	NAME	SPEED	LAP	NO	NAME	SPEED	LAP
1	10	RYDELL	158.3	5	10	RYDELL	220.7	8
2	2	MULLER	156.2	6	18	MONTEIRO	220.7	7
3	11	TARQUINI	156.0	8	12	MULLER	220.2	7
4	20	CORONEL	155.3	4	6	LARINI	219.3	3
5	1	PRIAULX	154.7	7	9	GENE	218.8	4
6	29	LAGEN	154.7	2	11	TARQUINI	218.8	5
7	6	LARINI	154.2	3	7	HUFF	217.9	6
8	23	CORTHALS	153.1	6	8	MENU	217.0	8
9	18	MONTEIRO	152.9	8	3	FARFUS	216.1	9
10	43	ROMANOV	151.8	8	20	CORONEL	216.1	10
11	3	FARFUS	151.6	6	26	D'ASTE	216.1	7
12	9	GENE	151.2	5	2	MULLER	215.7	9
13	31	HERNANDEZ	150.6	2	5	PORTEIRO	215.7	9
14	5	PORTEIRO	150.4	7	13	OKYAY	215.7	12
15	12	MULLER	150.2	8	4	ZANARDI	215.2	3
16	8	MENU	149.7	9	1	PRIAULX	214.8	6
17	42	ENGSTLER	149.3	3	77	BOARDMAN	214.8	13
18	16	TIELEMANS	148.1	6	16	TIELEMANS	214.3	11
19	26	D'ASTE	147.7	8	23	CORTHALS	214.3	7
20	4	ZANARDI	146.7	5	42	ENGSTLER	214.3	8
21	60	POULSEN	146.5	7	43	ROMANOV	213.9	7
22	7	HUFF	144.3	3	31	HERNANDEZ	213.4	8
23	77	BOARDMAN	144.3	7	60	POULSEN	211.7	7
24	28	SHAPOVALOV	141.5	3	29	LAGEN	210.0	5
25	13	OKYAY	138.6	9	28	SHAPOVALOV	206.3	2



Weather/Track: Sun 21° / Dry 46°



Circuit Length - 4.182 kilometres  
Autodromo  
Estoril

## 2008 FIA World Touring Car Championship Qualifying - Best Sector Times Report

POS	NO	SECTOR 1		SECTOR 2		SECTOR 3		IDEAL/BEST LAP COMPARISON							
		TIME	LAP	NO	TIME	LAP	NO	TIME	LAP	NO	NAME	IDEAL	BEST	LAP	DIFF
1	11	21.776	5	10	51.949	8	7	33.174	8	6	LARINI	1:47.310	1:47.325	9	+ 0.015
2	1	21.928	7	9	52.070	5	6	33.256	9	7	HUFF	1:47.346	1:47.708	6	+ 0.362
3	6	21.936	6	8	52.106	9	20	33.287	5	10	RYDELL	1:47.399	1:47.475	8	+ 0.076
4	8	21.941	9	6	52.118	9	1	33.341	10	9	GENE	1:47.446	1:47.653	5	+ 0.207
5	10	21.945	5	12	52.163	8	9	33.410	8	8	MENU	1:47.520	1:47.606	9	+ 0.086
6	7	21.964	6	7	52.208	3	3	33.434	9	1	PRIAULX	1:47.605	1:47.724	10	+ 0.119
7	9	21.966	2	11	52.209	5	8	33.473	6	12	MULLER	1:47.703	1:47.912	8	+ 0.209
8	2	21.994	6	3	52.221	10	10	33.505	8	3	FARFUS	1:47.731	1:47.756	10	+ 0.025
9	12	21.994	8	18	52.238	2	5	33.544	9	11	TARQUINI	1:47.791	1:47.803	5	+ 0.012
10	3	22.076	10	1	52.336	10	12	33.546	5	20	CORONEL	1:47.850	1:48.116	10	+ 0.266
11	5	22.079	10	5	52.426	4	18	33.550	8	18	MONTEIRO	1:47.891	1:47.956	8	+ 0.065
12	20	22.093	10	20	52.470	10	4	33.558	8	5	PORTEIRO	1:48.049	1:48.140	10	+ 0.091
13	18	22.103	8	31	52.524	8	2	33.604	2	2	MULLER	1:48.191	1:48.297	6	+ 0.106
14	31	22.194	8	26	52.528	5	23	33.649	5	31	HERNANDEZ	1:48.367	1:48.386	8	+ 0.019
15	4	22.230	11	4	52.589	8	31	33.649	5	4	ZANARDI	1:48.377	1:48.603	8	+ 0.226
16	23	22.254	5	2	52.593	3	26	33.655	5	26	D'ASTE	1:48.441	1:48.559	5	+ 0.118
17	26	22.258	8	42	52.679	9	42	33.678	9	23	CORTHALS	1:48.631	1:48.749	5	+ 0.118
18	42	22.275	9	23	52.728	2	11	33.806	8	42	ENGSTLER	1:48.632	1:48.632	9	+ 0.000
19	77	22.378	13	77	53.007	6	77	33.810	11	77	BOARDMAN	1:49.195	1:49.508	6	+ 0.313
20	29	22.385	6	16	53.062	11	16	34.008	10	16	TIELEMANS	1:49.652	1:50.060	11	+ 0.408
21	60	22.466	7	29	53.201	6	29	34.119	6	29	LAGEN	1:49.705	1:49.705	6	+ 0.000
22	16	22.582	12	60	53.317	3	60	34.220	2	60	POULSEN	1:50.003	1:50.179	3	+ 0.176
23	43	22.864	11	43	53.718	11	43	34.247	2	43	ROMANOV	1:50.829	1:50.945	8	+ 0.116
24	28	22.913	5	13	54.028	10	28	34.463	5	13	OKYAY	1:51.582	1:51.821	9	+ 0.239
25	13	23.029	13	28	54.499	5	13	34.525	9	28	SHAPOVALO	1:51.875	1:51.875	5	+ 0.000

'Perfect Lap' - 1:46.899



Weather/Track: Sun 21° / Dry 46°

Circuit Length - 4.182 kilometres  
Autodromo  
Estoril

## 2008 FIA World Touring Car Championship WARM UP

POS	NO	CL	DRIVER	NAT	CAR	TIME	LAPS	GAP	KPH
1	3		Augusto FARFUS	BRA	BMW 320si	1:48.428	9		138.85
2	2		Jorg MULLER	GER	BMW 320si	1:48.495	9	0.067	138.76
3	1		Andy PRIAULX	GBR	BMW 320si	1:48.749	9	0.321	138.44
4	7		Robert HUFF	GBR	Chevrolet Lacetti	1:48.889	9	0.461	138.26
5	10		Rickard RYDELL	SWE	SEAT Leon TDI	1:49.023	9	0.595	138.09
6	4		Alessandro ZANARDI	ITA	BMW 320si	1:49.124	9	0.696	137.96
7	6		Nicola LARINI	ITA	Chevrolet Lacetti	1:49.177	8	0.749	137.89
8	5		Felix PORTEIRO	ESP	BMW 320si	1:49.183	9	0.755	137.89
9	8		Alain MENU	SUI	Chevrolet Lacetti	1:49.386	7	0.958	137.63
10	18		Tiago MONTEIRO	POR	SEAT Leon TDI	1:49.433	8	1.005	137.57
11	12		Yvan MULLER	FRA	SEAT Leon TDI	1:49.532	8	1.104	137.45
12	23	I	Pierre-Yves CORTHALS	BEL	SEAT Leon	1:49.571	9	1.143	137.40
13	77	I	Tom BOARDMAN	GBR	SEAT Leon 2.0 TFSI	1:49.645	9	1.217	137.30
14	31	I	Sergio HERNANDEZ	ESP	BMW 320si	1:49.685	9	1.257	137.25
15	9		Jordi GENE	ESP	SEAT Leon TDI	1:49.717	8	1.289	137.21
16	42	I	Franz ENGSTLER	GER	BMW 320si	1:49.921	8	1.493	136.96
17	29	I	Jaap van LAGEN	NED	Lada 110	1:49.936	9	1.508	136.94
18	11		Gabriele TARQUINI	ITA	SEAT Leon TDI	1:50.015	8	1.587	136.84
19	26	I	Stefano D'ASTE	ITA	BMW 320si	1:50.186	9	1.758	136.63
20	16	I	Olivier TIELEMANS	NED	BMW 320si	1:50.309	9	1.881	136.48
21	20		Tom CORONEL	NED	SEAT Leon	1:50.574	9	2.146	136.15
22	60	I	Kristian POULSEN	DEN	BMW 320si	1:51.092	7	2.664	135.52
23	28	I	Viktor SHAPOVALOV	RUS	Lada 110	1:51.320	9	2.892	135.24
24	43	I	Andrei ROMANOV	RUS	BMW 320si	1:51.646	9	3.218	134.84
25	13	I	Ibrahim OKYAY	TUR	BMW 320si	1:52.213	8	3.785	134.16

Weather/Track: Sun 18°/ Dry 21°

Estoril  
Circuit Length = 4.1820 km.  
Start: 09:30 End: 09:45

Race Director:	Steward:	Timekeeper:
----------------	----------	-------------

# 2008 FIA World Touring Car Championship

## Warm Up - Sector Analysis Report

Lap S1 Time S1 Spd S2 Time S2 Spd S3 Time S3 Spd Lap Time Pit Lap S1 Time S1 Spd S2 Time S2 Spd S3 Time S3 Spd Lap Time Pit

1 PRIAULX			GBR			BMW 320si							
1	10:45.923	132.8	54.285	35.099	214.3	12:15.307	6	22.439	147.9	52.695	33.868	215.7	1:49.002
2	22.553	146.3	54.541	35.032	213.4	1:52.126	7	22.346	149.5	52.601	34.059	214.3	1:49.006
3	22.304	146.5	52.809	33.779	213.9	1:48.892	8	22.327	150.4	52.719	49.146	131.9	2:04.192
4	22.371	149.5	52.671	33.707	213.9	1:48.749	9	25.864	140.4	53.453	45.179		2:04.496 Pit
5	22.445	146.3	52.773	33.833	215.2	1:49.051							

2 MULLER			GER			BMW 320si							
1	10:50.996	132.3	54.593	34.286	215.2	12:19.875	6	22.232	149.5	52.602	33.661	215.7	1:48.495
2	22.282	148.5	52.802	34.015	216.5	1:49.099	7	22.154	149.1	52.753	33.879	215.7	1:48.786
3	22.276	147.9	52.824	33.776	219.3	1:48.876	8	22.210	148.9	52.778	33.829	215.7	1:48.817
4	22.453	151.2	52.870	33.745	215.2	1:49.068	9	22.466	144.0	53.763	44.307		2:00.536 Pit
5	22.609	148.1	52.788	33.940	215.7	1:49.337							

3 FARFUS			BRA			BMW 320si							
1	10:51.141	112.2	59.091	33.918	215.7	12:24.150	6	22.040	153.4	52.629	33.850	214.8	1:48.519
2	22.395	151.6	53.035	34.210	214.8	1:49.640	7	22.490	150.2	52.790	34.464	217.0	1:49.744
3	22.210	150.0	52.545	33.702	215.7	1:48.457	8	22.256	152.1	52.757	33.942	215.2	1:48.955
4	22.174	150.2	52.534	33.720	217.0	1:48.428	9	22.959	152.3	53.599	46.325		2:02.883 Pit
5	22.132	148.9	55.648	34.846	215.2	1:52.626							

4 ZANARDI			ITA			BMW 320si							
1	10:48.108	123.5	57.229	49.085		12:34.422 Pit	6	22.385	148.7	52.968	33.920	214.3	1:49.273
2	49.294	126.1	56.914	35.171	212.1	2:21.379	7	22.478	145.3	53.060	33.918	217.0	1:49.456
3	22.461	150.6	53.040	33.840	213.0	1:49.341	8	22.346	149.3	53.303	34.464	213.9	1:50.113
4	22.327	148.5	52.921	33.876	213.0	1:49.124	9	22.503	146.3	53.240	54.084		2:09.827 Pit
5	22.436	149.7	53.199	34.323	213.9	1:49.958							

5 PORTEIRO			ESP			BMW 320si							
1	10:50.358	118.5	56.098	34.672	214.3	12:21.128	6	22.641	144.7	53.096	34.038	213.0	1:49.775
2	22.454	141.9	53.206	33.946	214.3	1:49.606	7	22.506	143.6	53.021	34.059	212.6	1:49.586
3	22.468	137.7	53.067	33.714	214.3	1:49.249	8	22.398	145.9	53.144	33.994	214.3	1:49.536
4	22.502	144.3	52.837	33.844	214.3	1:49.183	9	22.377	150.0	53.267	46.076		2:01.720 Pit
5	22.485	145.1	53.047	33.833	213.9	1:49.365							

6 LARINI			ITA			Chevrolet Lacetti							
1	10:56.493	128.4	57.680	34.273	213.0	12:28.446	6	22.339	149.1	53.500	33.987	213.9	1:49.826
2	22.742	141.3	57.852	34.948	213.0	1:55.542	7	22.341	147.1	55.272	54.332	113.7	2:11.945
3	22.340	151.0	53.003	33.834	213.9	1:49.177	8	25.609	150.4	56.092	48.118		2:09.819 Pit
4	22.250	150.4	53.204	33.879	213.9	1:49.333							
5	22.478	150.4	53.244	34.086	212.6	1:49.808							



Weather/Track: Sun 18° / Dry 21°

Circuit Length - 4.182 kilometres

Autodromo  
Estoril

Printed at 09:50, Sunday, 13 July, 2008

© MST Systems Ltd, 2005 (www.mstworld.com)

Page 1

# 2008 FIA World Touring Car Championship

## Warm Up - Sector Analysis Report

Lap S1 Time S1 Spd S2 Time S2 Spd S3 Time S3 Spd Lap Time Pit Lap S1 Time S1 Spd S2 Time S2 Spd S3 Time S3 Spd Lap Time Pit

7 HUFF				GBR				Chevrolet Lacetti					
1	10:58.628	127.8	56.889	34.364	215.2	12:29.881	6	22.284	147.3	52.903	33.857	214.8	1:49.044
2	22.330	145.7	54.826	34.446	213.4	1:51.602	7	22.393	145.5	53.098	33.906	216.5	1:49.397
3	22.335	144.5	52.786	33.768	215.7	1:48.889	8	22.311	146.9	53.287	33.884	216.1	1:49.482
4	22.366	150.8	52.919	33.832	216.1	1:49.117	9	22.260	146.3	53.189	46.860		2:02.309 Pit
5	22.234	147.7	52.910	33.851	216.1	1:48.995							

8 MENU				SUI				Chevrolet Lacetti					
1	11:51.356	127.6	54.901	34.674	212.6	13:20.931	5	3:13.926	125.5	56.526	34.449	214.3	4:44.901
2	22.688	147.1	53.602	33.996	213.0	1:50.286	6	22.378	143.2	53.229	34.093	212.6	1:49.700
3	22.439	151.6	53.132	33.815	213.0	1:49.386	7	23.294	133.0	54.279	47.023		2:04.596 Pit
4	22.404	153.4	54.205	41.050		1:57.659 Pit							

9 GENE				ESP				SEAT Leon TDI					
1	10:46.157	121.3	55.227	35.224	216.1	12:16.608	6	22.396	144.3	53.423	34.149	216.5	1:49.968
2	22.644	143.4	54.256	34.459	217.0	1:51.359	7	22.470	144.0	53.464	34.099	217.9	1:50.033
3	22.628	139.5	53.040	34.049	217.5	1:49.717	8	22.457	148.3	53.569	52.220		2:08.246 Pit
4	23.157	149.1	53.665	35.199	218.4	1:52.021							
5	22.399	148.7	53.379	33.964	218.4	1:49.742							

10 RYDELL				SWE				SEAT Leon TDI					
1	11:22.967	110.2	1:00.261	49.449	136.8	13:12.677	6	22.449	146.3	52.910	34.178	217.9	1:49.537
2	25.647	125.4	1:00.296	34.090	218.8	2:00.033	7	22.352	147.1	52.869	34.140	218.8	1:49.361
3	22.538	148.5	52.521	34.013	218.8	1:49.072	8	22.326	146.5	53.023	34.087	217.9	1:49.436
4	22.376	148.5	52.555	34.092	217.5	1:49.023	9	22.530	150.4	53.041	49.302		2:04.873 Pit
5	22.374	143.8	52.902	34.189	217.5	1:49.465							

11 TARQUINI				ITA				SEAT Leon TDI					
1	10:41.130	126.0	55.921	37.081	217.0	12:14.132	6	22.353	145.5	53.616	34.314	218.4	1:50.283
2	36.646	96.5	59.268	45.978		2:21.892 Pit	7	22.242	151.6	53.563	34.296	216.1	1:50.101
3	2:22.011	129.9	55.475	34.452	214.8	3:51.938	8	22.530	148.5	53.878	51.435		2:07.843 Pit
4	22.268	153.6	53.520	34.227	215.7	1:50.015							
5	22.466	144.5	53.502	34.468	216.1	1:50.436							

12 MULLER				FRA				SEAT Leon TDI					
1	10:37.710	126.0	56.758	35.821	214.8	12:10.289	6	22.390	147.3	53.102	34.103	215.7	1:49.595
2	22.506	148.1	53.360	34.133	214.8	1:49.999	7	22.407	145.5	53.273	49.818	171.1	2:05.498
3	22.458	147.1	53.069	34.005	215.7	1:49.532	8	23.486	145.5	53.552	57.478		2:14.516 Pit
4	22.492	145.9	53.062	34.086	215.7	1:49.640							
5	22.419	149.5	53.230	34.094	216.1	1:49.743							



Weather/Track: Sun 18° / Dry 21°

Circuit Length - 4.182 kilometres  
Autodromo Estoril



# 2008 FIA World Touring Car Championship

## Warm Up - Sector Analysis Report

Lap S1 Time S1 Spd S2 Time S2 Spd S3 Time S3 Spd Lap Time Pit Lap S1 Time S1 Spd S2 Time S2 Spd S3 Time S3 Spd Lap Time Pit

13 OKYAY			TUR			BMW 320si			I				
1	11:21.459	100.7	1:04.391	37.528	211.3	13:03.378	6	23.160	132.6	54.633	34.726	214.3	1:52.519
2	24.617	124.7	56.822	36.185	212.6	1:57.624	7	23.074	139.8	54.349	34.790	215.7	1:52.213
3	23.143	137.9	55.725	34.674	213.4	1:53.542	8	26.706	120.5	59.783	52.093		2:18.582 Pit
4	23.317	136.5	55.232	34.837	212.6	1:53.386							
5	23.145	136.5	54.644	35.314	216.1	1:53.103							

16 TIELEMANS			NED			BMW 320si			I				
1	11:14.027	127.5	55.667	34.517	215.2	12:44.211	6	22.701	148.3	53.391	34.424	213.0	1:50.516
2	23.020	139.1	53.887	34.556	212.6	1:51.463	7	22.512	146.3	53.481	34.316	215.2	1:50.309
3	22.918	143.0	53.526	34.523	213.4	1:50.967	8	22.825	144.1	53.447	34.376	214.3	1:50.648
4	22.961	142.4	53.470	34.164	213.4	1:50.595	9	25.147	127.5	55.652	46.667		2:07.466 Pit
5	22.715	146.9	53.180	34.541	212.1	1:50.436							

18 MONTEIRO			POR			SEAT Leon TDI			I				
1	10:40.121	112.9	56.098	35.795	218.4	12:12.014	6	22.434	150.6	53.378	34.241	216.1	1:50.053
2	22.576	146.3	53.902	34.897	216.1	1:51.375	7	23.186	109.0	59.538	37.210	220.7	1:59.934
3	22.489	150.8	52.893	34.051	217.0	1:49.433	8	22.430	150.4	54.426	50.864		2:07.720 Pit
4	22.412	150.6	53.172	33.968	216.5	1:49.552							
5	22.387	150.2	53.350	33.886	217.9	1:49.623							

20 CORONEL			NED			SEAT Leon			I				
1	11:06.525	129.8	55.609	34.743	214.8	12:36.877	6	22.442	148.3	53.280	36.209	212.6	1:51.931
2	22.333	145.7	53.275	37.919	213.4	1:53.527	7	22.460	150.6	53.205	35.919	209.2	1:51.584
3	23.118	120.4	53.571	33.919	213.4	1:50.608	8	23.038	144.0	53.293	34.243	215.2	1:50.574
4	22.680	146.1	53.004	35.790	210.4	1:51.474	9	23.423	131.7	55.649	50.757		2:09.829 Pit
5	24.467	148.7	1:03.925	34.098	212.6	2:02.490							

23 CORTHALS			BEL			SEAT Leon			I				
1	11:05.875	133.1	56.624	34.648	216.5	12:37.147	6	22.867	132.5	54.241	34.232	214.3	1:51.340
2	22.732	145.7	53.290	33.917	212.1	1:49.939	7	22.536	148.3	53.772	39.706	153.9	1:56.014
3	22.423	147.3	53.381	33.767	213.9	1:49.571	8	25.164	136.5	54.812	34.861	197.3	1:54.837
4	22.425	149.3	53.446	33.966	213.4	1:49.837	9	25.467	135.0	56.832	50.622		2:12.921 Pit
5	22.337	148.5	53.388	34.050	212.6	1:49.775							

26 D'ASTE			ITA			BMW 320si			I				
1	11:05.030	132.8	58.162	34.801	213.4	12:37.993	6	22.738	151.6	54.396	34.696	212.6	1:51.830
2	22.527	156.5	53.704	35.018	210.9	1:51.249	7	22.624	148.3	54.186	34.294	216.1	1:51.104
3	22.741	148.5	53.253	34.192	212.6	1:50.186	8	22.472	145.1	53.670	34.441	211.7	1:50.583
4	22.575	149.3	53.777	34.310	211.7	1:50.662	9	22.503	146.7	54.679	48.326		2:05.508 Pit
5	22.569	150.4	53.760	34.536	210.9	1:50.865							



Weather/Track: Sun 18° / Dry 21°

Circuit Length - 4.182 kilometres  
Autodromo Estoril

# 2008 FIA World Touring Car Championship

## Warm Up - Sector Analysis Report

Lap	S1 Time	S1 Spd	S2 Time	S2 Spd	S3 Time	S3 Spd	Lap Time	Pit	Lap	S1 Time	S1 Spd	S2 Time	S2 Spd	S3 Time	S3 Spd	Lap Time	Pit
<b>28 SHAPOVALOV RUS Lada 110 I</b>																	
1	11:51.542		56.916		34.536	210.0	13:22.994		6	22.766	143.0	54.415		34.502	207.5	1:51.683	
2	22.976	141.7	54.387		34.455	210.0	1:51.818		7	23.064	141.9	54.636		34.522	208.3	1:52.222	
3	23.007	135.5	54.053		34.260	208.3	1:51.320		8	23.029	144.0	54.850		34.441	206.7	1:52.320	
4	22.882	138.2	54.232		34.279	207.9	1:51.393		9	23.762	130.4	56.632		50.331		2:10.725	Pit
5	22.892	144.7	54.385		34.527	207.5	1:51.804										
<b>29 LAGEN NED Lada 110 I</b>																	
1	11:50.742	124.4	56.251		35.216	209.2	13:22.209		6	22.804	145.5	53.759		34.300	209.6	1:50.863	
2	22.799	145.7	54.560		34.436	210.4	1:51.795		7	22.625	142.4	54.015		34.364	211.3	1:51.004	
3	22.706	142.8	53.485		34.316	210.4	1:50.507		8	22.650	144.3	53.916		34.377	207.9	1:50.943	
4	22.373	150.6	53.407		34.156	210.4	1:49.936		9	23.215	138.1	53.984		43.954		2:01.153	Pit
5	22.445	150.4	53.732		34.394	210.4	1:50.571										
<b>31 HERNANDEZ ESP BMW 320si I</b>																	
1	11:02.883	108.3	58.767		34.807	211.7	12:36.457		6	22.346	151.4	53.317		34.036	211.7	1:49.699	
2	22.443	147.7	53.292		35.053	201.5	1:50.788		7	22.586	146.7	53.493		34.052	213.4	1:50.131	
3	22.987	149.1	53.201		33.960	214.8	1:50.148		8	22.631	146.7	53.810		34.142	211.3	1:50.583	
4	22.493	148.7	53.093		34.099	214.3	1:49.685		9	24.906	117.3	57.609		45.985		2:08.500	Pit
5	22.497	149.3	53.290		34.081	213.4	1:49.868										
<b>42 ENGSTLER GER BMW 320si I</b>																	
1	11:10.572	122.8	57.516		34.660	212.6	12:42.748		6	1:22.451	131.3	56.080		34.365	211.7	2:52.896	
2	22.549	147.5	53.735		34.277	212.1	1:50.561		7	22.774	148.9	57.100		34.403	213.4	1:54.277	
3	22.493	154.2	53.572		34.001	214.8	1:50.066		8	22.663	142.2	53.479		44.104		2:00.246	Pit
4	22.648	148.9	53.203		34.070	214.8	1:49.921										
5	22.758	140.9	53.691		47.147		2:03.596	Pit									
<b>43 ROMANOV RUS BMW 320si I</b>																	
1	11:11.784	114.4	56.715		35.030	213.0	12:43.529		6	23.467	139.7	54.923		35.903	213.4	1:54.293	
2	23.023	138.6	55.479		34.933	213.0	1:53.435		7	22.749	155.3	54.433		34.464	215.2	1:51.646	
3	22.880	147.5	54.487		34.613	212.1	1:51.980		8	22.762	148.7	54.429		35.619	213.9	1:52.810	
4	23.055	143.0	54.404		34.528	213.0	1:51.987		9	22.966	144.7	55.184		57.373		2:15.523	Pit
5	22.839	154.2	54.594		36.904	195.5	1:54.337										
<b>60 POULSEN DEN BMW 320si I</b>																	
1	11:18.831	128.7	59.343		49.652		13:07.826	Pit	5	22.740	139.8	53.949		34.403	213.0	1:51.092	
2	2:54.586	141.7	54.449		34.567	210.0	4:23.602		6	22.859	138.9	53.869		35.694	210.0	1:52.422	
3	22.822	142.1	54.518		45.874		2:03.214	Pit	7	23.011	143.8	54.634		57.425		2:15.070	Pit
4	1:41.837	135.0	54.325		34.572	210.9	3:10.734										



Weather/Track: Sun 18° / Dry 21°

Circuit Length - 4.182 kilometres  
Autodromo Estoril

# 2008 FIA World Touring Car Championship

## Warm Up - Sector Analysis Report

Lap	S1 Time	S1 Spd	S2 Time	S2 Spd	S3 Time	S3 Spd	Lap Time	Pit	Lap	S1 Time	S1 Spd	S2 Time	S2 Spd	S3 Time	S3 Spd	Lap Time	Pit
<b>77</b>	<b>BOARDMAN</b>						<b>GBR</b>		<b>SEAT Leon 2.0 TFSI</b>						<b>I</b>		
1	11:08.249	101.2	1:09.030		38.850	158.9	12:56.129		6	27.795	101.5	1:04.386		37.779	177.8	2:09.960	
2	30.211	111.3	1:00.929		42.492	152.8	2:13.632		7	27.085	117.6	1:00.347		34.843	213.0	2:02.275	
3	25.954	143.0	53.775		34.089	213.9	1:53.818		8	22.620	145.7	53.368		33.960	213.0	1:49.948	
4	22.420	144.5	53.190		34.035	214.3	1:49.645		9	23.556	146.5	53.888		46.879		2:04.323	Pit
5	22.484	144.3	53.499		34.255	212.6	1:50.238										



Weather/Track: Sun 18° / Dry 21°

Printed at 09:50, Sunday, 13 July, 2008  
 © MST Systems Ltd, 2005 (www.mstworld.com)



Circuit Length - 4.182 kilometres  
 Autodromo  
 Estoril

## 2008 FIA World Touring Car Championship Warm Up - Best Sector Speeds Report

SECTOR 1				SECTOR 2			SECTOR 3		
POS	NO	NAME	SPEED	LAP	NO	NAME	SPEED	LAP	
1	26	D'ASTE	156.5	2	18	MONTEIRO	220.7	7	
2	43	ROMANOV	155.3	7	2	MULLER	219.3	3	
3	42	ENGSTLER	154.2	3	10	RYDELL	218.8	2	
4	11	TARQUINI	153.6	4	9	GENE	218.4	4	
5	3	FARFUS	153.4	6	11	TARQUINI	218.4	6	
6	8	MENU	153.4	4	3	FARFUS	217.0	4	
7	31	HERNANDEZ	151.4	6	4	ZANARDI	217.0	7	
8	2	MULLER	151.2	4	7	HUFF	216.5	7	
9	6	LARINI	151.0	3	23	CORTHALS	216.5	1	
10	7	HUFF	150.8	4	12	MULLER	216.1	5	
11	18	MONTEIRO	150.8	3	13	OKYAY	216.1	5	
12	4	ZANARDI	150.6	3	26	D'ASTE	216.1	7	
13	20	CORONEL	150.6	7	1	PRIAULX	215.7	6	
14	29	LAGEN	150.6	4	16	TIELEMANS	215.2	1	
15	1	PRIAULX	150.4	8	20	CORONEL	215.2	8	
16	10	RYDELL	150.4	9	43	ROMANOV	215.2	7	
17	5	PORTEIRO	150.0	9	31	HERNANDEZ	214.8	3	
18	12	MULLER	149.5	5	42	ENGSTLER	214.8	3	
19	23	CORTHALS	149.3	4	5	PORTEIRO	214.3	1	
20	9	GENE	149.1	4	8	MENU	214.3	5	
21	16	TIELEMANS	148.3	6	77	BOARDMAN	214.3	4	
22	77	BOARDMAN	146.5	9	6	LARINI	213.9	3	
23	28	SHAPOVALOV	144.7	5	60	POULSEN	213.0	5	
24	60	POULSEN	143.8	7	29	LAGEN	211.3	7	
25	13	OKYAY	139.8	7	28	SHAPOVALOV	210.0	1	



Weather/Track: Sun 18° / Dry 21°

Circuit Length - 4.182 kilometres  
Autodromo  
Estoril

## 2008 FIA World Touring Car Championship Warm Up - Best Sector Times Report

POS	NO	SECTOR 1		SECTOR 2		SECTOR 3		IDEAL/BEST LAP COMPARISON							
		TIME	LAP	NO	TIME	LAP	NO	TIME	LAP	NO	NAME	IDEAL	BEST	LAP	DIFF
1	3	22.040	6	10	52.521	3	2	33.661	6	3	FARFUS	1:48.276	1:48.428	4	+ 0.152
2	2	22.154	7	3	52.534	4	3	33.702	3	2	MULLER	1:48.417	1:48.495	6	+ 0.078
3	7	22.234	5	1	52.601	7	1	33.707	4	1	PRIAULX	1:48.612	1:48.749	4	+ 0.137
4	11	22.242	7	2	52.602	6	5	33.714	3	7	HUFF	1:48.788	1:48.889	3	+ 0.101
5	6	22.250	4	7	52.786	3	23	33.767	3	10	RYDELL	1:48.860	1:49.023	4	+ 0.163
6	1	22.304	3	5	52.837	4	7	33.768	3	5	PORTEIRO	1:48.928	1:49.183	4	+ 0.255
7	10	22.326	8	18	52.893	3	8	33.815	3	6	LARINI	1:49.087	1:49.177	3	+ 0.090
8	4	22.327	4	4	52.921	4	6	33.834	3	4	ZANARDI	1:49.088	1:49.124	4	+ 0.036
9	20	22.333	2	6	53.003	3	4	33.840	3	18	MONTEIRO	1:49.166	1:49.433	3	+ 0.267
10	23	22.337	5	20	53.004	4	18	33.886	5	20	CORONEL	1:49.256	1:50.574	8	+ 1.318
11	31	22.346	6	9	53.040	3	20	33.919	3	8	MENU	1:49.325	1:49.386	3	+ 0.061
12	29	22.373	4	12	53.062	4	31	33.960	3	23	CORTHALS	1:49.394	1:49.571	3	+ 0.177
13	5	22.377	9	31	53.093	4	77	33.960	8	31	HERNANDEZ	1:49.399	1:49.685	4	+ 0.286
14	8	22.378	6	8	53.132	3	9	33.964	5	9	GENE	1:49.400	1:49.717	3	+ 0.317
15	18	22.387	5	16	53.180	5	42	34.001	3	12	MULLER	1:49.457	1:49.532	3	+ 0.075
16	12	22.390	6	77	53.190	4	12	34.005	3	77	BOARDMAN	1:49.570	1:49.645	4	+ 0.075
17	9	22.396	6	42	53.203	4	10	34.013	3	42	ENGSTLER	1:49.697	1:49.921	4	+ 0.224
18	77	22.420	4	26	53.253	3	29	34.156	4	16	TIELEMANS	1:49.856	1:50.309	7	+ 0.453
19	26	22.472	8	23	53.290	2	16	34.164	4	26	D'ASTE	1:49.917	1:50.186	3	+ 0.269
20	42	22.493	3	29	53.407	4	26	34.192	3	29	LAGEN	1:49.936	1:49.936	4	+ 0.000
21	16	22.512	7	11	53.502	5	11	34.227	4	11	TARQUINI	1:49.971	1:50.015	4	+ 0.044
22	60	22.740	5	60	53.869	6	28	34.260	3	60	POULSEN	1:51.012	1:51.092	5	+ 0.080
23	43	22.749	7	28	54.053	3	60	34.403	5	28	SHAPOVALO	1:51.079	1:51.320	3	+ 0.241
24	28	22.766	6	13	54.349	7	43	34.464	7	43	ROMANOV	1:51.617	1:51.646	7	+ 0.029
25	13	23.074	7	43	54.404	4	13	34.674	3	13	OKYAY	1:52.097	1:52.213	7	+ 0.116

'Perfect Lap' - 1:48.222




Weather/Track: Sun 18° / Dry 21°

Circuit Length - 4.182 kilometres  
Autodromo Estoril

## 2008 FIA World Touring Car Championship GRID FOR RACE 1

ROW 13	15 THOMPSON	8 MENU
ROW 12	42 ENGSTLER	13 OKYAY
ROW 11	28 SHAPOVALOV	26 D'ASTE
ROW 10	60 POULSEN	43 ROMANOV
ROW 9	29 LAGEN	16 TIELEMANS
ROW 8	23 CORTHALS	77 BOARDMAN
ROW 7	31 HERNANDEZ	4 ZANARDI
ROW 6	5 PORTEIRO	2 MULLER
ROW 5	18 MONTEIRO	20 CORONEL
ROW 4	11 TARQUINI	12 MULLER
ROW 3	1 PRIAULX	3 FARFUS
ROW 2	9 GENE	7 HUFF
ROW 1	6 LARINI	10 RYDELL
	<b>POLE</b>	



**Cars 42 & 26 dropped 10 grid places - Stewards decisions 14 & 15 (Brno) refer**  
**Cars 13 & 15 dropped 10 grid places - Stewards decisions 2 & 3 refer**  
**Car 8 - all qualifying times disallowed - Stewards decision 16 refers**

Estoril  
 Circuit Length = 4.1820 km.  
 Start: 15:00 End: 15:30

Race Director:	Steward:	Timekeeper:
----------------	----------	-------------

## 2008 FIA World Touring Car Championship

### RACE 1 - PROVISIONAL CLASSIFICATION

POS	NO	CL	DRIVER	NAT	CAR	TIME	LAPS	GAP	KPH	BEST
1	10		Rickard RYDELL	SWE	SEAT Leon TDI	22:05.135	12		136.03	1:49.621
2	6		Nicola LARINI	ITA	Chevrolet Lacetti	22:05.951	12	0.816	135.95	1:49.423
3	12		Yvan MULLER	FRA	SEAT Leon TDI	22:13.295	12	8.160	135.20	1:49.847
4	7		Robert HUFF	GBR	Chevrolet Lacetti	22:15.816	12	10.681	134.94	1:49.652
5	9		Jordi GENE	ESP	SEAT Leon TDI	22:17.451	12	12.316	134.78	1:50.177
6	1		Andy PRIAULX	GBR	BMW 320si	22:17.740	12	12.605	134.75	1:49.769
7	18		Tiago MONTEIRO	POR	SEAT Leon TDI	22:18.357	12	13.222	134.69	1:50.016
8	5		Felix PORTEIRO	ESP	BMW 320si	22:18.797	12	13.662	134.64	1:50.086
9	2		Jorg MULLER	GER	BMW 320si	22:18.982	12	13.847	134.62	1:50.062
10	20		Tom CORONEL	NED	SEAT Leon	22:20.001	12	14.866	134.52	1:50.004
11	8		Alain MENU	SUI	Chevrolet Lacetti	22:21.746	12	16.611	134.35	1:49.999
12	23	I	Pierre-Yves CORTHALS	BEL	SEAT Leon	22:27.969	12	22.834	133.73	1:50.908
13	11		Gabriele TARQUINI	ITA	SEAT Leon TDI	22:30.091	12	24.956	133.52	1:50.726
14	26	I	Stefano D'ASTE	ITA	BMW 320si	22:41.470	12	36.335	132.40	1:50.839
15	60	I	Kristian POULSEN	DEN	BMW 320si	22:44.046	12	38.911	132.15	1:51.910
16	29	I	Jaap van LAGEN	NED	Lada 110	22:44.249	12	39.114	132.13	1:51.697
17	43	I	Andrei ROMANOV	RUS	BMW 320si	22:45.060	12	39.925	132.05	1:51.448
18	13	I	Ibrahim OKYAY	TUR	BMW 320si	22:55.400	12	50.265	131.06	1:52.787
19	42	I	Franz ENGSTLER	GER	BMW 320si	23:04.656	12	59.521	130.18	1:51.023
20	4		Alessandro ZANARDI	ITA	BMW 320si	23:40.321	12	1:35.186	126.91	1:50.143

#### NOT CLASSIFIED

31	I	Sergio HERNANDEZ	ESP	BMW 320si	15:06.392	8	D.N.F.	132.44	1:50.922
3		Augusto FARFUS	BRA	BMW 320si	4:19.419	2	D.N.F.	114.54	2:17.314
16	I	Olivier TIELEMANS	NED	BMW 320si	2:09.336	1	D.N.F.	113.34	2:09.336
28	I	Viktor SHAPOVALOV	RUS	Lada 110	3:40.429	1	D.N.F.	66.50	
77	I	Tom BOARDMAN	GBR	SEAT Leon 2.0 TFSI		0	D.N.F.	N/A	

#### FASTEST LAP

6		Nicola LARINI		Chevrolet Lacetti	1:49.423	5	137.58kph	85.49mph
26	I	Stefano D'ASTE		BMW 320si	1:50.839	5	135.82kph	84.40mph

Subject to Technical Scrutineering  
Weather/Track: Sun 21° / Dry 22°

Estoril  
Circuit Length = 4.1820 km.  
Start: 13:18 End: 13:40

Race Director:	Steward:	Timekeeper:
----------------	----------	-------------

## 2008 FIA World Touring Car Championship

### RACE 1 RESULT

POS	NO	CL	DRIVER	NAT	CAR	TIME	LAPS	GAP	KPH	BEST
1	10		Rickard RYDELL	SWE	SEAT Leon TDI	22:05.135	12		136.03	1:49.621
2	6		Nicola LARINI	ITA	Chevrolet Lacetti	22:05.951	12	0.816	135.95	1:49.423
3	12		Yvan MULLER	FRA	SEAT Leon TDI	22:13.295	12	8.160	135.20	1:49.847
4	7		Robert HUFF	GBR	Chevrolet Lacetti	22:15.816	12	10.681	134.94	1:49.652
5	9		Jordi GENE	ESP	SEAT Leon TDI	22:17.451	12	12.316	134.78	1:50.177
6	1		Andy PRIAULX	GBR	BMW 320si	22:17.740	12	12.605	134.75	1:49.769
7	18		Tiago MONTEIRO	POR	SEAT Leon TDI	22:18.357	12	13.222	134.69	1:50.016
8	5		Felix PORTEIRO	ESP	BMW 320si	22:18.797	12	13.662	134.64	1:50.086
9	2		Jorg MULLER	GER	BMW 320si	22:18.982	12	13.847	134.62	1:50.062
10	20		Tom CORONEL	NED	SEAT Leon	22:20.001	12	14.866	134.52	1:50.004
11	8		Alain MENU	SUI	Chevrolet Lacetti	22:21.746	12	16.611	134.35	1:49.999
12	23		Pierre-Yves CORTHALS	BEL	SEAT Leon	22:27.969	12	22.834	133.73	1:50.908
13	11		Gabriele TARQUINI	ITA	SEAT Leon TDI	22:30.091	12	24.956	133.52	1:50.726
14	60		Kristian POULSEN	DEN	BMW 320si	22:44.046	12	38.911	132.15	1:51.910
15	29		Jaap van LAGEN	NED	Lada 110	22:44.249	12	39.114	132.13	1:51.697
16	43		Andrei ROMANOV	RUS	BMW 320si	22:45.060	12	39.925	132.05	1:51.448
17	13		Ibrahim OKYAY	TUR	BMW 320si	22:55.400	12	50.265	131.06	1:52.787
18	42		Franz ENGSTLER	GER	BMW 320si	23:04.656	12	59.521	130.18	1:51.023
19	26		Stefano D'ASTE	ITA	BMW 320si	23:11.470	12	1:06.335	129.55	1:50.839
20	4		Alessandro ZANARDI	ITA	BMW 320si	23:40.321	12	1:35.186	126.91	1:50.143

#### NOT CLASSIFIED

31		Sergio HERNANDEZ	ESP	BMW 320si	15:06.392	8	D.N.F.	132.44	1:50.922
3		Augusto FARFUS	BRA	BMW 320si	4:19.419	2	D.N.F.	114.54	2:17.314
16		Olivier TIELEMANS	NED	BMW 320si	2:09.336	1	D.N.F.	113.34	2:09.336
28		Viktor SHAPOVALOV	RUS	Lada 110	3:40.429	1	D.N.F.	66.50	
77		Tom BOARDMAN	GBR	SEAT Leon 2.0 TFSI		0	D.N.F.	N/A	

#### FASTEST LAP

6		Nicola LARINI		Chevrolet Lacetti	1:49.423	5	137.58kph	85.49mph
26		Stefano D'ASTE		BMW 320si	1:50.839	5	135.82kph	84.40mph

Car 26, Drive through penalty added, +30s - Stewards decision 23 refers.

Estoril  
Circuit Length = 4.1820 km.  
Start: 13:18 End: 13:40

Steward:	Steward:	Steward:
----------	----------	----------



# 2008 FIA World Touring Car Championship

## Race 1 - Sector Analysis Report

Lap S1 Time S1 Spd S2 Time S2 Spd S3 Time S3 Spd Lap Time Pit Lap S1 Time S1 Spd S2 Time S2 Spd S3 Time S3 Spd Lap Time Pit

1 PRIAULX				GBR			BMW 320si						
1	31.432	139.1	53.513	34.375	213.4	1:59.320	8	22.703	150.6	53.258	34.706	215.2	1:50.667
2	23.410	134.6	53.370	34.012	214.3	1:50.792	9	22.610	142.8	53.506	34.823	217.0	1:50.939
3	22.907	148.9	52.921	33.941	215.7	1:49.769	10	23.699	137.7	54.072	34.163	216.1	1:51.934
4	22.574	149.3	53.159	34.391	215.2	1:50.124	11	22.590	147.1	53.435	34.655	215.2	1:50.680
5	22.700	142.1	53.491	34.543	215.2	1:50.734	12	22.784	137.7	53.753	34.868	213.9	1:51.405
6	22.658	143.6	53.517	34.414	216.5	1:50.589							
7	22.848	142.6	53.424	34.515	217.0	1:50.787							

2 MULLER				GER			BMW 320si						
1	32.888	122.5	55.680	33.693	217.5	2:02.261	8	22.905	145.9	53.674	34.370	215.7	1:50.949
2	23.724	138.6	54.211	33.812	219.3	1:51.747	9	22.471	151.2	53.869	34.041	217.0	1:50.381
3	22.500	146.3	54.248	34.153	217.9	1:50.901	10	22.947	150.4	54.107	34.261	217.0	1:51.315
4	23.186	149.1	53.518	33.813	215.7	1:50.517	11	22.383	148.5	53.692	34.122	218.4	1:50.197
5	22.970	148.5	53.197	33.895	217.5	1:50.062	12	22.349	146.1	53.415	34.551	216.1	1:50.315
6	23.119	146.1	53.218	33.790	217.5	1:50.127							
7	22.489	146.3	53.636	34.085	219.7	1:50.210							

3 FARFUS				BRA			BMW 320si						
1	32.399	129.8	1:09.878	35.037	202.7	2:17.314							
2	23.307	140.9	55.240	43.558		2:02.105	Pit						

4 ZANARDI				ITA			BMW 320si						
1	32.442		54.586	34.206	215.7	2:01.234	8	22.671	145.5	53.245	34.227	216.5	1:50.143
2	24.084	144.5	53.757	34.157	217.9	1:51.998	9	22.566	145.5	53.478	34.179	216.1	1:50.223
3	22.784	152.5	53.756	33.949	215.2	1:50.489	10	22.684	144.1	53.655	45.488		2:01.827 Pit
4	22.732	145.7	53.456	34.166	213.4	1:50.354	11	1:21.832	131.0	55.760	35.886	205.9	2:53.478
5	22.529	148.7	53.490	34.392	214.8	1:50.411	12	23.989	130.4	55.742	36.488	197.3	1:56.219
6	24.445	147.7	53.876	35.151	217.5	1:53.472							
7	22.787	139.8	53.612	34.074	217.0	1:50.473							

5 PORTEIRO				ESP			BMW 320si						
1	32.133	136.0	53.968	34.073	216.1	2:00.174	8	22.699	140.9	53.835	34.402	214.3	1:50.936
2	24.588	133.4	53.371	34.146	215.7	1:52.105	9	22.809	143.0	53.726	34.099	216.1	1:50.634
3	22.956	143.2	53.274	33.955	215.7	1:50.185	10	22.697	137.5	53.731	34.608	218.4	1:51.036
4	22.622	144.7	53.243	34.221	214.8	1:50.086	11	22.697	141.9	53.905	34.330	217.5	1:50.932
5	22.680	142.1	53.606	34.102	216.1	1:50.388	12	22.620	140.8	53.693	34.821	217.5	1:51.134
6	22.730	140.8	53.561	34.152	216.5	1:50.443							
7	22.795	141.1	53.576	34.373	217.5	1:50.744							



Weather/Track: Sun 21° / Dry 22°

Circuit Length - 4.182 kilometres

Autodromo  
Estoril

Printed at 13:44, Sunday, 13 July, 2008

© MST Systems Ltd, 2005 (www.mstworld.com)

Page 1

# 2008 FIA World Touring Car Championship

## Race 1 - Sector Analysis Report

Lap S1 Time S1 Spd S2 Time S2 Spd S3 Time S3 Spd Lap Time Pit Lap S1 Time S1 Spd S2 Time S2 Spd S3 Time S3 Spd Lap Time Pit

6 LARINI						ITA Chevrolet Lacetti							
1	30.059	141.5	53.100	33.789	218.8	1:56.948	8	22.410	147.3	53.660	33.978	217.5	1:50.048
2	23.083	141.7	52.919	33.714	220.2	1:49.716	9	22.380	144.7	53.602	34.022	219.3	1:50.004
3	22.612	146.7	53.043	33.795	218.4	1:49.450	10	23.226	146.1	53.377	33.960	219.7	1:50.563
4	22.467	146.9	53.222	33.835	218.4	1:49.524	11	22.341	143.2	53.494	34.057	219.3	1:49.892
5	22.350	145.3	53.206	33.867	219.7	1:49.423	12	23.262	145.5	53.305	34.012	218.8	1:50.579
6	22.544	145.1	53.379	34.066	219.7	1:49.989							
7	22.445	145.3	53.384	33.986	218.8	1:49.815							

7 HUFF						GBR Chevrolet Lacetti							
1	31.744	132.5	53.578	34.164	217.0	1:59.486	8	22.858	141.7	53.443	34.494	217.0	1:50.795
2	24.485	139.5	52.941	33.953	216.5	1:51.379	9	22.601	139.8	53.739	34.525	217.0	1:50.865
3	22.958	146.9	52.870	33.824	217.9	1:49.652	10	23.303	138.2	53.510	34.132	217.9	1:50.945
4	22.572	146.5	53.165	34.051	217.5	1:49.788	11	22.573	142.4	53.576	34.599	218.4	1:50.748
5	22.749	142.4	53.513	34.440	218.4	1:50.702	12	22.696	147.3	53.454	33.931	216.1	1:50.081
6	22.998	146.3	53.315	34.325	217.5	1:50.638							
7	22.860	141.9	53.570	34.307	217.0	1:50.737							

8 MENU						SUI Chevrolet Lacetti							
1	33.832		56.471	33.986	217.5	2:04.289	8	22.551	148.1	53.748	33.951	218.4	1:50.250
2	23.293	140.6	53.402	33.995	219.3	1:50.690	9	22.434	144.5	53.751	34.170	217.9	1:50.355
3	22.823	147.1	53.530	34.055	219.7	1:50.408	10	22.600	142.6	53.966	35.119	218.4	1:51.685
4	23.012	139.5	53.916	34.102	217.5	1:51.030	11	22.757	144.7	53.997	34.221	218.8	1:50.975
5	22.610	148.5	53.339	34.050	217.5	1:49.999	12	22.607	139.3	54.071	34.063	218.4	1:50.741
6	22.755	138.9	53.961	34.465	216.5	1:51.181							
7	22.481	143.6	53.618	34.044	218.8	1:50.143							

9 GENE						ESP SEAT Leon TDI							
1	30.716	142.6	53.399	34.240	213.9	1:58.355	8	22.557	149.1	53.528	34.468	216.5	1:50.553
2	22.915	146.1	53.099	34.163	218.4	1:50.177	9	22.671	144.1	53.633	34.830	215.7	1:51.134
3	22.845	145.7	53.234	34.364	215.7	1:50.443	10	23.013	143.8	53.774	34.303	217.0	1:51.090
4	22.809	146.3	53.522	34.389	215.2	1:50.720	11	22.525	144.0	53.843	34.573	218.4	1:50.941
5	22.686	145.9	53.596	34.302	217.0	1:50.584	12	23.259	140.2	53.906	34.731	214.8	1:51.896
6	22.786	141.1	53.575	34.440	215.2	1:50.801							
7	22.825	146.7	53.502	34.430	218.4	1:50.757							

10 RYDELL						SWE SEAT Leon TDI							
1	28.823	148.7	52.643	33.869	216.5	1:55.335	8	22.609	147.3	53.326	34.171	217.0	1:50.106
2	22.998	144.7	53.132	33.874	217.5	1:50.004	9	22.548	144.0	53.396	34.175	217.5	1:50.119
3	22.903	145.9	52.999	34.000	217.0	1:49.902	10	22.628	144.1	53.363	34.095	218.4	1:50.086
4	22.607	146.1	53.032	33.982	216.1	1:49.621	11	22.602	145.1	53.349	34.074	219.7	1:50.025
5	22.705	144.9	53.022	33.985	217.5	1:49.712	12	22.697	147.9	53.604	34.135	219.3	1:50.436
6	22.672	145.1	53.134	34.025	217.9	1:49.831							
7	22.636	146.9	53.281	34.041	218.8	1:49.958							



Weather/Track: Sun 21° / Dry 22°

Circuit Length - 4.182 kilometres  
Autodromo Estoril

# 2008 FIA World Touring Car Championship

## Race 1 - Sector Analysis Report

Lap S1 Time S1 Spd S2 Time S2 Spd S3 Time S3 Spd Lap Time Pit Lap S1 Time S1 Spd S2 Time S2 Spd S3 Time S3 Spd Lap Time Pit

### 11 TARQUINI

ITA

SEAT Leon TDI

1	32.215	127.0	1:00.490	34.246	216.1	2:06.951	8	22.600	145.9	53.873	34.389	216.1	1:50.862
2	23.219	130.1	53.677	34.410	217.9	1:51.306	9	22.557	151.4	54.085	34.410	215.2	1:51.052
3	22.842	141.1	53.695	34.283	216.1	1:50.820	10	22.584	150.8	54.109	34.527	216.1	1:51.220
4	24.931	147.9	53.881	34.305	216.1	1:53.117	11	22.499	150.4	54.149	34.294	216.1	1:50.942
5	22.769	147.1	53.888	34.306	217.0	1:50.963	12	22.504	151.2	54.070	34.471	215.7	1:51.045
6	22.545	145.9	53.788	34.393	215.7	1:50.726							
7	22.703	146.5	53.882	34.502	217.0	1:51.087							

### 12 MULLER

FRA

SEAT Leon TDI

1	29.769	147.3	52.871	33.890	215.7	1:56.530	8	22.640	147.9	53.662	34.393	215.7	1:50.695
2	22.815	148.3	53.111	33.921	217.9	1:49.847	9	22.698	143.2	53.703	34.270	216.1	1:50.671
3	23.243	140.6	53.313	34.143	217.5	1:50.699	10	22.609	143.0	53.627	34.208	216.1	1:50.444
4	22.532	149.3	53.457	34.131	216.1	1:50.120	11	22.554	142.2	53.783	34.283	217.5	1:50.620
5	22.519	142.8	53.603	34.167	216.5	1:50.289	12	22.745	145.1	53.767	34.210	212.6	1:50.722
6	22.695	148.7	53.747	34.363	216.1	1:50.805							
7	24.001	148.7	53.766	34.086	217.0	1:51.853							

### 13 OKYAY

TUR

BMW 320si

I

1	34.830	133.1	58.225	34.790	214.8	2:07.845	8	23.319	139.5	54.649	34.832	211.7	1:52.800
2	24.369	138.4	54.535	35.541	216.1	1:54.445	9	23.121	138.2	54.900	34.846	213.9	1:52.867
3	23.434	133.6	54.753	34.975	214.8	1:53.162	10	22.961	134.6	54.907	34.919	214.8	1:52.787
4	23.068	133.9	54.953	35.118	212.6	1:53.139	11	23.093	135.0	54.585	35.231	213.9	1:52.909
5	23.996	131.8	54.795	35.111	214.8	1:53.902	12	22.980	135.8	54.876	37.234	212.1	1:55.090
6	23.373	138.4	55.065	34.816	213.0	1:53.254							
7	23.434	136.1	54.787	34.979	213.9	1:53.200							

### 16 TIELEMANS

NED

BMW 320si

I

1	33.299	132.6	1:00.556	35.481	209.2	2:09.336							
---	--------	-------	----------	--------	-------	----------	--	--	--	--	--	--	--

### 18 MONTEIRO

POR

SEAT Leon TDI

1	31.879	143.0	53.635	34.123	220.7	1:59.637	8	22.649	144.0	53.717	34.423	216.1	1:50.789
2	24.682	135.5	53.150	34.190	215.7	1:52.022	9	22.755	140.8	53.655	34.309	216.1	1:50.719
3	22.714	146.9	53.273	34.029	217.9	1:50.016	10	22.743	140.4	53.924	34.523	218.8	1:51.190
4	22.742	144.9	53.280	34.285	216.5	1:50.307	11	22.550	142.8	53.782	34.315	219.7	1:50.647
5	22.764	141.3	53.369	34.284	217.0	1:50.417	12	22.702	144.1	53.831	34.746	217.9	1:51.279
6	22.730	140.9	53.489	34.335	216.5	1:50.554							
7	22.790	141.3	53.601	34.389	218.4	1:50.780							

### 20 CORONEL

NED

SEAT Leon

1	32.406	140.0	55.760	33.986	216.5	2:02.152	8	22.846	143.2	53.717	34.277	213.9	1:50.840
2	23.551	141.9	54.015	33.963	217.5	1:51.529	9	22.569	149.1	53.716	34.164	213.0	1:50.449
3	22.639	145.3	54.192	34.213	216.5	1:51.044	10	23.649	143.6	53.989	34.110	217.5	1:51.748
4	22.592	146.1	53.682	33.897	213.0	1:50.171	11	22.570	145.5	53.795	34.077	217.5	1:50.442
5	22.549	149.3	53.391	34.064	216.1	1:50.004	12	22.586	138.6	53.980	34.306	213.0	1:50.872
6	22.701	151.4	53.564	33.972	213.4	1:50.237							
7	22.636	141.5	53.657	34.220	215.2	1:50.513							



Weather/Track: Sun 21° / Dry 22°

Circuit Length - 4.182 kilometres

Autodromo  
Estoril

Printed at 13:44, Sunday, 13 July, 2008

© MST Systems Ltd, 2005 (www.mstworld.com)

Page 3

# 2008 FIA World Touring Car Championship

## Race 1 - Sector Analysis Report

Lap S1 Time S1 Spd S2 Time S2 Spd S3 Time S3 Spd Lap Time Pit Lap S1 Time S1 Spd S2 Time S2 Spd S3 Time S3 Spd Lap Time Pit

### 23 CORTHALS

BEL

SEAT Leon

I

1	33.007	127.5	54.620	33.886	215.2	2:01.513	8	23.051	141.3	54.174	34.207	213.0	1:51.432
2	24.050	139.5	54.924	34.135	217.0	1:53.109	9	22.941	144.7	54.245	34.182	212.6	1:51.368
3	22.845	144.7	54.217	34.396	215.7	1:51.458	10	22.757	144.5	54.029	34.263	213.9	1:51.049
4	22.899	144.0	53.955	34.202	214.8	1:51.056	11	22.792	146.5	54.032	34.382	214.3	1:51.206
5	22.724	145.3	53.957	34.227	215.2	1:50.908	12	22.859	142.1	54.172	34.494	207.1	1:51.525
6	22.706	142.1	54.185	34.401	213.9	1:51.292							
7	22.758	144.5	54.772	34.523	215.2	1:52.053							

### 26 D'ASTE

ITA

BMW 320Si

I

1	33.490		56.029	34.170	211.3	2:03.689	8	22.911	147.9	1:03.983	36.135	212.6	2:03.029
2	23.525	147.3	54.266	34.141	214.8	1:51.932	9	23.723	150.2	54.000	34.294	212.1	1:52.017
3	23.492	147.5	53.465	34.173	215.2	1:51.130	10	22.739	147.5	53.761	34.665	215.2	1:51.165
4	22.953	146.9	53.765	34.128	214.3	1:50.846	11	23.266	143.6	54.368	34.294	212.6	1:51.928
5	22.861	141.3	53.726	34.252	215.7	1:50.839	12	22.929	143.0	54.421	34.712	209.6	1:52.062
6	22.799	147.1	54.110	34.199	216.1	1:51.108							
7	22.985	147.5	54.247	34.493	214.3	1:51.725							

### 28 SHAPOVALOV

RUS

Lada 110

I

1	1:45.679	121.4	1:04.133	50.617		3:40.429 Pit							
---	----------	-------	----------	--------	--	--------------	--	--	--	--	--	--	--

### 29 LAGEN

NED

Lada 110

I

1	33.310	132.8	57.324	34.703	208.8	2:05.337	8	22.892	145.7	54.374	34.541	207.1	1:51.807
2	23.262	143.4	54.112	34.565	209.2	1:51.939	9	22.879	144.3	54.425	34.780	207.1	1:52.084
3	23.558	144.1	54.470	34.516	208.8	1:52.544	10	22.927	146.9	54.572	38.401	149.3	1:55.900
4	23.394	137.0	54.983	34.729	208.3	1:53.106	11	24.465	141.7	54.402	34.681	209.6	1:53.548
5	22.915	145.9	54.238	34.544	209.2	1:51.697	12	22.883	136.8	54.913	34.806	205.9	1:52.602
6	23.003	140.8	54.294	34.500	207.9	1:51.797							
7	22.990	144.5	54.354	34.544	208.8	1:51.888							

### 31 HERNANDEZ

ESP

BMW 320Si

I

1	32.735		53.831	33.944	214.3	2:00.510	6	22.843	143.6	53.798	34.436	215.7	1:51.077
2	24.600	135.8	53.581	34.208	212.1	1:52.389	7	22.780	137.4	53.797	34.506	211.7	1:51.083
3	22.929	149.3	54.319	34.310	211.7	1:51.558	8	22.886	146.5	53.885	40.359		1:57.130 Pit
4	22.733	149.7	54.807	34.183	209.6	1:51.723							
5	23.121	145.7	53.582	34.219	212.1	1:50.922							

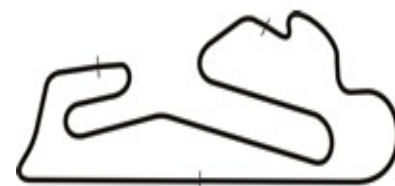
### 42 ENGSTLER

GER

BMW 320Si

I

1	34.895	140.8	56.634	34.257	217.5	2:05.786	8	23.187	141.9	54.528	48.916	210.0	2:06.631
2	24.073	139.5	54.719	34.229	215.2	1:53.021	9	23.113	144.5	54.247	34.317	211.3	1:51.677
3	23.316	144.9	53.683	34.024	216.1	1:51.023	10	22.957	146.5	54.233	34.470	211.7	1:51.660
4	22.946	143.8	54.105	34.384	210.4	1:51.435	11	22.864	144.1	54.129	34.258	213.4	1:51.251
5	26.729	141.5	54.048	34.266	216.1	1:55.043	12	22.720	140.6	54.308	46.169	174.8	2:03.197
6	23.706	136.3	53.886	34.500	214.3	1:52.092							
7	22.952	137.2	54.375	34.513	211.7	1:51.840							



Weather/Track: Sun 21° / Dry 22°

Circuit Length - 4.182 kilometres

Autodromo

Estoril

Printed at 13:44, Sunday, 13 July, 2008

© MST Systems Ltd, 2005 (www.mstworld.com)

Page 4

# 2008 FIA World Touring Car Championship

## Race 1 - Sector Analysis Report

Lap S1 Time S1 Spd S2 Time S2 Spd S3 Time S3 Spd Lap Time Pit Lap S1 Time S1 Spd S2 Time S2 Spd S3 Time S3 Spd Lap Time Pit

43 ROMANOV			RUS			BMW 320si			I				
1	34.226	133.8	59.239	34.962	214.3	2:08.427	8	23.250	148.5	53.945	35.691	213.4	1:52.886
2	24.157	135.3	54.372	34.631	213.0	1:53.160	9	23.312	139.1	54.231	34.665	213.4	1:52.208
3	23.114	141.3	54.132	34.471	213.4	1:51.717	10	22.961	148.5	54.769	34.650	213.4	1:52.380
4	22.781	146.3	53.895	34.772	212.6	1:51.448	11	23.253	144.0	54.055	35.375	213.4	1:52.683
5	24.574	123.9	54.645	34.382	213.4	1:53.601	12	23.438	136.3	54.569	34.519	213.0	1:52.526
6	22.978	145.5	54.070	34.440	213.4	1:51.488							
7	23.536	140.4	54.106	34.894	213.0	1:52.536							

60 POULSEN			DEN			BMW 320si			I				
1	33.531		57.658	34.454	214.8	2:05.643	8	22.945	138.1	54.486	34.482	211.7	1:51.913
2	23.920	145.7	53.990	34.526	214.8	1:52.436	9	23.216	143.0	54.532	35.030	210.9	1:52.778
3	24.728	135.1	54.220	34.821	212.1	1:53.769	10	23.087	140.8	54.637	34.804	214.8	1:52.528
4	23.363	140.2	54.097	34.551	211.7	1:52.011	11	23.849	137.5	54.837	34.931	212.1	1:53.617
5	23.566	140.0	54.005	34.656	213.0	1:52.227	12	23.236	136.5	54.823	35.021	209.6	1:53.080
6	23.149	139.3	54.300	34.685	213.4	1:52.134							
7	22.910	139.8	54.310	34.690	212.6	1:51.910							



Weather/Track: Sun 21° / Dry 22°



Circuit Length - 4.182 kilometres  
Autodromo  
Estoril

## 2008 FIA World Touring Car Championship Race 1 - Best Sector Speeds Report

SECTOR 1				SECTOR 2		SECTOR 3		
POS	NO	NAME	SPEED	LAP	NO	NAME	SPEED	LAP
1	4	ZANARDI	152.5	3	18	MONTEIRO	220.7	1
2	11	TARQUINI	151.4	9	6	LARINI	220.2	2
3	20	CORONEL	151.4	6	2	MULLER	219.7	7
4	2	MULLER	151.2	9	8	MENU	219.7	3
5	1	PRIAULX	150.6	8	10	RYDELL	219.7	11
6	26	D'ASTE	150.2	9	5	PORTEIRO	218.4	10
7	31	HERNANDEZ	149.7	4	7	HUFF	218.4	5
8	12	MULLER	149.3	4	9	GENE	218.4	2
9	9	GENE	149.1	8	4	ZANARDI	217.9	2
10	10	RYDELL	148.7	1	11	TARQUINI	217.9	2
11	8	MENU	148.5	5	12	MULLER	217.9	2
12	43	ROMANOV	148.5	8	20	CORONEL	217.5	2
13	6	LARINI	147.3	8	42	ENGSTLER	217.5	1
14	7	HUFF	147.3	12	1	PRIAULX	217.0	7
15	18	MONTEIRO	146.9	3	23	CORTHALS	217.0	2
16	29	LAGEN	146.9	10	13	OKYAY	216.1	2
17	23	CORTHALS	146.5	11	26	D'ASTE	216.1	6
18	42	ENGSTLER	146.5	10	31	HERNANDEZ	215.7	6
19	60	POULSEN	145.7	2	60	POULSEN	214.8	1
20	5	PORTEIRO	144.7	4	43	ROMANOV	214.3	1
21	3	FARFUS	140.9	2	29	LAGEN	209.6	11
22	13	OKYAY	139.5	8	16	TIELEMANS	209.2	1
23	16	TIELEMANS	132.6	1	3	FARFUS	202.7	1
24	28	SHAPOVALOV	121.4	1				



Weather/Track: Sun 21° / Dry 22°

Circuit Length - 4.182 kilometres  
Autodromo  
Estoril

## 2008 FIA World Touring Car Championship Race 1 - Best Sector Times Report

POS	NO	SECTOR 1		SECTOR 2		SECTOR 3		IDEAL/BEST LAP COMPARISON							
		TIME	LAP	NO	TIME	LAP	NO	TIME	LAP	NO	NAME	IDEAL	BEST	LAP	DIFF
1	6	22.341	11	10	52.643	1	2	33.693	1	6	LARINI	1:48.974	1:49.423	5	+ 0.449
2	2	22.349	12	7	52.870	3	6	33.714	2	10	RYDELL	1:49.060	1:49.621	4	+ 0.561
3	8	22.434	9	12	52.871	1	7	33.824	3	2	MULLER	1:49.239	1:50.062	5	+ 0.823
4	11	22.499	11	6	52.919	2	10	33.869	1	7	HUFF	1:49.266	1:49.652	3	+ 0.386
5	12	22.519	5	1	52.921	3	23	33.886	1	12	MULLER	1:49.280	1:49.847	2	+ 0.567
6	9	22.525	11	9	53.099	2	12	33.890	1	1	PRIAULX	1:49.436	1:49.769	3	+ 0.333
7	4	22.529	5	18	53.150	2	20	33.897	4	4	ZANARDI	1:49.723	1:50.143	8	+ 0.420
8	10	22.548	9	2	53.197	5	1	33.941	3	8	MENU	1:49.724	1:49.999	5	+ 0.275
9	20	22.549	5	5	53.243	4	31	33.944	1	18	MONTEIRO	1:49.729	1:50.016	3	+ 0.287
10	18	22.550	11	4	53.245	8	4	33.949	3	9	GENE	1:49.787	1:50.177	2	+ 0.390
11	7	22.572	4	8	53.339	5	8	33.951	8	5	PORTEIRO	1:49.818	1:50.086	4	+ 0.268
12	1	22.574	4	20	53.391	5	5	33.955	3	20	CORONEL	1:49.837	1:50.004	5	+ 0.167
13	5	22.620	12	26	53.465	3	42	34.024	3	31	HERNANDEZ	1:50.258	1:50.922	5	+ 0.664
14	23	22.706	6	31	53.581	2	18	34.029	3	26	D'ASTE	1:50.332	1:50.839	5	+ 0.507
15	42	22.720	12	11	53.677	2	26	34.128	4	11	TARQUINI	1:50.422	1:50.726	6	+ 0.304
16	31	22.733	4	42	53.683	3	9	34.163	2	42	ENGSTLER	1:50.427	1:51.023	3	+ 0.596
17	26	22.739	10	43	53.895	4	11	34.246	1	23	CORTHALS	1:50.547	1:50.908	5	+ 0.361
18	43	22.781	4	23	53.955	4	43	34.382	5	43	ROMANOV	1:51.058	1:51.448	4	+ 0.390
19	29	22.879	9	60	53.990	2	60	34.454	1	60	POULSEN	1:51.354	1:51.910	7	+ 0.556
20	60	22.910	7	29	54.112	2	29	34.500	6	29	LAGEN	1:51.491	1:51.697	5	+ 0.206
21	13	22.961	10	13	54.535	2	13	34.790	1	13	OKYAY	1:52.286	1:52.787	10	+ 0.501
22	3	23.307	2	3	55.240	2	3	35.037	1	3	FARFUS	1:53.584	2:02.105	2	+ 8.521
23	16	33.299	1	16	1:00.556	1	16	35.481	1	16	TIELEMANS	2:09.336	2:09.336	1	+ 0.000
24	28	1:45.679	1	28	1:04.133	1	28	50.617	1	28	SHAPOVALO	3:40.429	3:40.429	1	+ 0.000

'Perfect Lap' - 1:48.677



Weather/Track: Sun 21° / Dry 22°

Circuit Length - 4.182 kilometres  
Autodromo Estoril

## 2008 FIA World Touring Car Championship

### RACE 1 - LAP CHART

Lap 1			Lap 2			Lap 3			Lap 4			Lap 5		
No	Behind	Laptime	No	Behind	Laptime	No	Behind	Laptime	No	Behind	Laptime	No	Behind	Laptime
10		1:55.335	10		1:50.004	10		1:49.902	10		1:49.621	10		1:49.712
12	1.195	1:56.530	12	1.038	1:49.847	6	0.873	1:49.450	6	0.776	1:49.524	6	0.487	1:49.423
6	1.613	1:56.948	6	1.325	1:49.716	12	1.835	1:50.699	12	2.334	1:50.120	12	2.911	1:50.289
9	3.020	1:58.355	9	3.193	1:50.177	9	3.734	1:50.443	9	4.833	1:50.720	9	5.705	1:50.584
1	3.985	1:59.320	1	4.773	1:50.792	1	4.640	1:49.769	1	5.143	1:50.124	1	6.165	1:50.734
7	4.151	1:59.486	7	5.526	1:51.379	7	5.276	1:49.652	7	5.443	1:49.788	7	6.433	1:50.702
18	4.302	1:59.637	18	6.320	1:52.022	18	6.434	1:50.016	18	7.120	1:50.307	18	7.825	1:50.417
5	4.839	2:00.174	5	6.940	1:52.105	5	7.223	1:50.185	5	7.688	1:50.086	5	8.364	1:50.388
31	5.175	2:00.510	31	7.560	1:52.389	4	8.480	1:50.489	4	9.213	1:50.354	4	9.912	1:50.411
4	5.899	2:01.234	4	7.893	1:51.998	31	9.216	1:51.558	20	10.034	1:50.171	20	10.326	1:50.004
23	6.178	2:01.513	20	8.342	1:51.529	20	9.484	1:51.044	2	10.564	1:50.517	2	10.914	1:50.062
20	6.817	2:02.152	2	8.669	1:51.747	2	9.668	1:50.901	31	11.318	1:51.723	8	11.842	1:49.999
2	6.926	2:02.261	23	9.283	1:53.109	8	10.146	1:50.408	8	11.555	1:51.030	31	12.528	1:50.922
26	8.354	2:03.689	8	9.640	1:50.690	23	10.839	1:51.458	23	12.274	1:51.056	23	13.470	1:50.908
8	8.954	2:04.289	26	10.282	1:51.932	26	11.510	1:51.130	26	12.735	1:50.846	26	13.862	1:50.839
29	10.002	2:05.337	29	11.937	1:51.939	11	13.836	1:50.820	42	16.403	1:51.435	11	18.583	1:50.963
60	10.308	2:05.643	60	12.740	1:52.436	29	14.579	1:52.544	11	17.332	1:53.117	29	20.049	1:51.697
42	10.451	2:05.786	11	12.918	1:51.306	42	14.589	1:51.023	29	18.064	1:53.106	60	21.512	1:52.227
11	11.616	2:06.951	42	13.468	1:53.021	60	16.607	1:53.769	60	18.997	1:52.011	42	21.734	1:55.043
13	12.510	2:07.845	43	16.248	1:53.160	43	18.063	1:51.717	43	19.890	1:51.448	43	23.779	1:53.601
43	13.092	2:08.427	13	16.951	1:54.445	13	20.211	1:53.162	13	23.729	1:53.139	13	27.919	1:53.902
16	14.001	2:09.336	3	34.080	2:02.105P									
3	21.979	2:17.314												
28	1:45.094	3:40.429P												

Subject to Technical Scrutineering  
Weather/Track: Sun 21° / Dry 22°



## 2008 FIA World Touring Car Championship

### RACE 1 - LAP CHART

(contd.)

Lap 6			Lap 7			Lap 8			Lap 9			Lap 10		
No	Behind	Laptime	No	Behind	Laptime	No	Behind	Laptime	No	Behind	Laptime	No	Behind	Laptime
10		1:49.831	10		1:49.958	10		1:50.106	10		1:50.119	10		1:50.086
6	0.645	1:49.989	6	0.502	1:49.815	6	0.444	1:50.048	6	0.329	1:50.004	6	0.806	1:50.563
12	3.885	1:50.805	12	5.780	1:51.853	12	6.369	1:50.695	12	6.921	1:50.671	12	7.279	1:50.444
9	6.675	1:50.801	9	7.474	1:50.757	9	7.921	1:50.553	9	8.936	1:51.134	9	9.940	1:51.090
1	6.923	1:50.589	1	7.752	1:50.787	1	8.313	1:50.667	1	9.133	1:50.939	7	10.313	1:50.945
7	7.240	1:50.638	7	8.019	1:50.737	7	8.708	1:50.795	7	9.454	1:50.865	1	10.981	1:51.934
18	8.548	1:50.554	18	9.370	1:50.780	18	10.053	1:50.789	18	10.653	1:50.719	18	11.757	1:51.190
5	8.976	1:50.443	5	9.762	1:50.744	5	10.592	1:50.936	5	11.107	1:50.634	5	12.057	1:51.036
20	10.732	1:50.237	20	11.287	1:50.513	20	12.021	1:50.840	20	12.351	1:50.449	2	13.796	1:51.315
2	11.210	1:50.127	2	11.462	1:50.210	2	12.305	1:50.949	2	12.567	1:50.381	20	14.013	1:51.748
8	13.192	1:51.181	8	13.377	1:50.143	8	13.521	1:50.250	8	13.757	1:50.355	8	15.356	1:51.685
4	13.553	1:53.472	4	14.068	1:50.473	4	14.105	1:50.143	4	14.209	1:50.223	23	20.564	1:51.049
31	13.774	1:51.077	31	14.899	1:51.083	23	18.352	1:51.432	23	19.601	1:51.368	11	23.430	1:51.220
23	14.931	1:51.292	26	16.906	1:51.725	11	21.363	1:50.862	11	22.296	1:51.052	4	25.950	2:01.827P
26	15.139	1:51.108	23	17.026	1:52.053	31	21.923	1:57.130P	29	27.611	1:52.084	60	32.675	1:52.528
11	19.478	1:50.726	11	20.607	1:51.087	29	25.646	1:51.807	60	30.233	1:52.778	26	32.806	1:51.165
29	22.015	1:51.797	29	23.945	1:51.888	60	27.574	1:51.913	26	31.727	1:52.017	29	33.425	1:55.900
60	23.815	1:52.134	60	25.767	1:51.910	26	29.829	2:03.029	43	32.883	1:52.208	43	35.177	1:52.380
42	23.995	1:52.092	42	25.877	1:51.840	43	30.794	1:52.886	13	40.026	1:52.867	13	42.727	1:52.787
43	25.436	1:51.488	43	28.014	1:52.536	13	37.278	1:52.800	42	43.960	1:51.677	42	45.534	1:51.660
13	31.342	1:53.254	13	34.584	1:53.200	42	42.402	2:06.631						

Subject to Technical Scrutineering  
Weather/Track: Sun 21° / Dry 22°

**2008 FIA World Touring Car Championship**  
**RACE 1 - LAP CHART**

(contd.)

Lap 11			Lap 12			Lap 13			Lap 14			Lap 15		
No	Behind	Laptime	No	Behind	Laptime	No	Behind	Laptime	No	Behind	Laptime	No	Behind	Laptime
10		1:50.025	10		1:50.436									
6	0.673	1:49.892	6	0.816	1:50.579									
12	7.874	1:50.620	12	8.160	1:50.722									
9	10.856	1:50.941	7	10.681	1:50.081									
7	11.036	1:50.748	9	12.316	1:51.896									
1	11.636	1:50.680	1	12.605	1:51.405									
18	12.379	1:50.647	18	13.222	1:51.279									
5	12.964	1:50.932	5	13.662	1:51.134									
2	13.968	1:50.197	2	13.847	1:50.315									
20	14.430	1:50.442	20	14.866	1:50.872									
8	16.306	1:50.975	8	16.611	1:50.741									
23	21.745	1:51.206	23	22.834	1:51.525									
11	24.347	1:50.942	11	24.956	1:51.045									
26	34.709	1:51.928	26	36.335	1:52.062									
60	36.267	1:53.617	60	38.911	1:53.080									
29	36.948	1:53.548	29	39.114	1:52.602									
43	37.835	1:52.683	43	39.925	1:52.526									
13	45.611	1:52.909	13	50.265	1:55.090									
42	46.760	1:51.251	42	59.521	2:03.197									
4	1:29.403	2:53.478	4	1:35.186	1:56.219									

Subject to Technical Scrutineering  
Weather/Track: Sun 21° / Dry 22°

## 2008 FIA World Touring Car Championship GRID FOR RACE 2

ROW 12	28	SHAPOVALOV	77	BOARDMAN
ROW 11	26	D'ASTE	31	HERNANDEZ
ROW 10	3	FARFUS	4	ZANARDI
ROW 9	42	ENGSTLER	13	OKYAY
ROW 8	43	ROMANOV	29	LAGEN
ROW 7	60	POULSEN	11	TARQUINI
ROW 6	23	CORTHALS	8	MENU
ROW 5	20	CORONEL	2	MULLER
ROW 4	10	RYDELL	6	LARINI
ROW 3	12	MULLER	7	HUFF
ROW 2	9	GENE	1	PRIAULX
ROW 1	18	MONTEIRO	5	PORTEIRO
<b>POLE</b>				

Cars 3, 31, 26, 77, 28 Start from back of grid - Stewards decisions 19-22 & 24 refer

Estoril  
Circuit Length = 4.1820 km.  
Start: 13:18 End: 13:40

Race Director:	Steward:	Timekeeper:
----------------	----------	-------------

## 2008 FIA World Touring Car Championship

### RACE 2 - PROVISIONAL CLASSIFICATION

POS	NO	CL	DRIVER	NAT	CAR	TIME	LAPS	GAP	KPH	BEST
1	18		<b>Tiago MONTEIRO</b>	<b>POR</b>	SEAT Leon TDI	22:06.495	12		135.89	1:49.346
2	12		<b>Yvan MULLER</b>	<b>FRA</b>	SEAT Leon TDI	22:09.130	12	2.635	135.62	1:49.583
3	1		<b>Andy PRIAULX</b>	<b>GBR</b>	BMW 320si	22:09.416	12	2.921	135.59	1:49.486
4	5		<b>Felix PORTEIRO</b>	<b>ESP</b>	BMW 320si	22:10.073	12	3.578	135.53	1:49.478
5	7		<b>Robert HUFF</b>	<b>GBR</b>	Chevrolet Lacetti	22:10.523	12	4.028	135.48	1:49.837
6	6		<b>Nicola LARINI</b>	<b>ITA</b>	Chevrolet Lacetti	22:10.961	12	4.466	135.44	1:49.075
7	2		<b>Jorg MULLER</b>	<b>GER</b>	BMW 320si	22:12.737	12	6.242	135.26	1:49.239
8	10		<b>Rickard RYDELL</b>	<b>SWE</b>	SEAT Leon TDI	22:13.990	12	7.495	135.13	1:49.447
9	9		<b>Jordi GENE</b>	<b>ESP</b>	SEAT Leon TDI	22:16.328	12	9.833	134.89	1:50.096
10	3		<b>Augusto FARFUS</b>	<b>BRA</b>	BMW 320si	22:16.537	12	10.042	134.87	1:49.297
11	11		<b>Gabriele TARQUINI</b>	<b>ITA</b>	SEAT Leon TDI	22:17.625	12	11.130	134.76	1:49.979
12	20		<b>Tom CORONEL</b>	<b>NED</b>	SEAT Leon	22:19.343	12	12.848	134.59	1:49.839
13	4		<b>Alessandro ZANARDI</b>	<b>ITA</b>	BMW 320si	22:21.502	12	15.007	134.37	1:50.052
14	8		<b>Alain MENU</b>	<b>SUI</b>	Chevrolet Lacetti	22:21.649	12	15.154	134.36	1:50.153
15	31		<b>Sergio HERNANDEZ</b>	<b>ESP</b>	BMW 320si	22:22.538	12	16.043	134.27	1:49.935
16	26		<b>Stefano D'ASTE</b>	<b>ITA</b>	BMW 320si	22:24.621	12	18.126	134.06	1:50.624
17	77		<b>Tom BOARDMAN</b>	<b>GBR</b>	SEAT Leon 2.0 TFSI	22:28.813	12	22.318	133.64	1:50.808
18	42		<b>Franz ENGSTLER</b>	<b>GER</b>	BMW 320si	22:29.591	12	23.096	133.57	1:50.827
19	23		<b>Pierre-Yves CORTHALS</b>	<b>BEL</b>	SEAT Leon	22:30.543	12	24.048	133.47	1:50.949
20	43		<b>Andrei ROMANOV</b>	<b>RUS</b>	BMW 320si	22:38.706	12	32.211	132.67	1:51.279
21	29		<b>Jaap van LAGEN</b>	<b>NED</b>	Lada 110	22:39.049	12	32.554	132.64	1:51.559
22	60		<b>Kristian POULSEN</b>	<b>DEN</b>	BMW 320si	22:44.351	12	37.856	132.12	1:51.860
23	13		<b>Ibrahim OKYAY</b>	<b>TUR</b>	BMW 320si	22:49.394	12	42.899	131.64	1:52.635
24	28		<b>Viktor SHAPOVALOV</b>	<b>RUS</b>	Lada 110	22:52.362	12	45.867	131.35	1:52.479

#### FASTEST LAP

<b>6</b>	<b>Nicola LARINI</b>	Chevrolet Lacetti	1:49.075	3	138.02kph	85.76mph
<b>31</b>	<b>Sergio HERNANDEZ</b>	BMW 320si	1:49.935	4	136.94kph	85.09mph

Subject to Technical Scrutineering  
Weather/Track: Sun 20° / Dry 42°

Estoril  
Circuit Length = 4.1820 km.  
Start: 17:18 End: 17:40

Race Director:	Steward:	Timekeeper:
----------------	----------	-------------

## 2008 FIA World Touring Car Championship

### RACE 2 RESULT

POS	NO	CL	DRIVER	NAT	CAR	TIME	LAPS	GAP	KPH	BEST
1	18		<b>Tiago MONTEIRO</b>	<b>POR</b>	SEAT Leon TDI	22:06.495	12		135.89	1:49.346
2	12		<b>Yvan MULLER</b>	<b>FRA</b>	SEAT Leon TDI	22:09.130	12	2.635	135.62	1:49.583
3	1		<b>Andy PRIAULX</b>	<b>GBR</b>	BMW 320si	22:09.416	12	2.921	135.59	1:49.486
4	5		<b>Felix PORTEIRO</b>	<b>ESP</b>	BMW 320si	22:10.073	12	3.578	135.53	1:49.478
5	7		<b>Robert HUFF</b>	<b>GBR</b>	Chevrolet Lacetti	22:10.523	12	4.028	135.48	1:49.837
6	6		<b>Nicola LARINI</b>	<b>ITA</b>	Chevrolet Lacetti	22:10.961	12	4.466	135.44	1:49.075
7	2		<b>Jorg MULLER</b>	<b>GER</b>	BMW 320si	22:12.737	12	6.242	135.26	1:49.239
8	10		<b>Rickard RYDELL</b>	<b>SWE</b>	SEAT Leon TDI	22:13.990	12	7.495	135.13	1:49.447
9	9		<b>Jordi GENE</b>	<b>ESP</b>	SEAT Leon TDI	22:16.328	12	9.833	134.89	1:50.096
10	3		<b>Augusto FARFUS</b>	<b>BRA</b>	BMW 320si	22:16.537	12	10.042	134.87	1:49.297
11	11		<b>Gabriele TARQUINI</b>	<b>ITA</b>	SEAT Leon TDI	22:17.625	12	11.130	134.76	1:49.979
12	20		<b>Tom CORONEL</b>	<b>NED</b>	SEAT Leon	22:19.343	12	12.848	134.59	1:49.839
13	4		<b>Alessandro ZANARDI</b>	<b>ITA</b>	BMW 320si	22:21.502	12	15.007	134.37	1:50.052
14	8		<b>Alain MENU</b>	<b>SUI</b>	Chevrolet Lacetti	22:21.649	12	15.154	134.36	1:50.153
15	31		<b>Sergio HERNANDEZ</b>	<b>ESP</b>	BMW 320si	22:22.538	12	16.043	134.27	1:49.935
16	26		<b>Stefano D'ASTE</b>	<b>ITA</b>	BMW 320si	22:24.621	12	18.126	134.06	1:50.624
17	77		<b>Tom BOARDMAN</b>	<b>GBR</b>	SEAT Leon 2.0 TFSI	22:28.813	12	22.318	133.64	1:50.808
18	42		<b>Franz ENGSTLER</b>	<b>GER</b>	BMW 320si	22:29.591	12	23.096	133.57	1:50.827
19	23		<b>Pierre-Yves CORTHALS</b>	<b>BEL</b>	SEAT Leon	22:30.543	12	24.048	133.47	1:50.949
20	43		<b>Andrei ROMANOV</b>	<b>RUS</b>	BMW 320si	22:38.706	12	32.211	132.67	1:51.279
21	29		<b>Jaap van LAGEN</b>	<b>NED</b>	Lada 110	22:39.049	12	32.554	132.64	1:51.559
22	60		<b>Kristian POULSEN</b>	<b>DEN</b>	BMW 320si	22:44.351	12	37.856	132.12	1:51.860
23	13		<b>Ibrahim OKYAY</b>	<b>TUR</b>	BMW 320si	22:49.394	12	42.899	131.64	1:52.635
24	28		<b>Viktor SHAPOVALOV</b>	<b>RUS</b>	Lada 110	22:52.362	12	45.867	131.35	1:52.479

#### FASTEST LAP

6	<b>Nicola LARINI</b>	Chevrolet Lacetti	1:49.075	3	138.02kph	85.76mph
31	<b>Sergio HERNANDEZ</b>	BMW 320si	1:49.935	4	136.94kph	85.09mph

Estoril  
Circuit Length = 4.1820 km.  
Start: 17:18 End: 17:40

Steward:	Steward:	Steward:
----------	----------	----------

# 2008 FIA World Touring Car Championship

## Race 2 - Sector Analysis Report

Lap S1 Time S1 Spd S2 Time S2 Spd S3 Time S3 Spd Lap Time Pit Lap S1 Time S1 Spd S2 Time S2 Spd S3 Time S3 Spd Lap Time Pit

1 PRIAULX			GBR			BMW 320si							
1	29.164	139.5	53.772	34.193	217.0	1:57.129	8	22.833	147.7	52.948	34.111	218.4	1:49.892
2	22.586	143.4	53.645	34.337	214.3	1:50.568	9	22.775	147.9	53.067	34.358	216.1	1:50.200
3	22.584	148.3	53.225	34.369	213.9	1:50.178	10	22.536	147.7	53.307	34.164	217.0	1:50.007
4	23.397	139.5	53.619	34.090	213.0	1:51.106	11	22.559	145.7	53.627	34.138	216.5	1:50.324
5	22.534	151.4	53.259	34.047	214.3	1:49.840	12	23.003	148.9	53.420	34.565	214.3	1:50.988
6	22.554	144.1	52.916	34.016	216.1	1:49.486							
7	22.654	138.9	52.946	34.098	217.5	1:49.698							

2 MULLER			GER			BMW 320si							
1	30.085		55.433	34.699	216.1	2:00.217	8	22.815	146.1	53.349	34.182	215.2	1:50.346
2	22.377	148.3	54.001	34.525	217.9	1:50.903	9	22.686	149.1	53.472	34.033	214.3	1:50.191
3	22.216	149.5	53.090	33.933	217.9	1:49.239	10	22.565	147.7	53.162	33.935	215.7	1:49.662
4	22.285	146.9	53.720	34.678	217.0	1:50.683	11	22.755	145.9	53.382	34.116	214.8	1:50.253
5	22.936	146.5	53.327	33.947	216.1	1:50.210	12	22.706	144.7	53.540	33.994	215.7	1:50.240
6	22.375	145.7	53.224	34.017	216.5	1:49.616							
7	22.502	145.1	54.499	34.176	216.5	1:51.177							

3 FARFUS			BRA			BMW 320si							
1	32.632	141.5	54.507	36.216	219.7	2:03.355	8	22.511	146.7	53.434	34.351	218.4	1:50.296
2	22.603	138.9	53.686	33.911	218.8	1:50.200	9	22.372	142.4	53.845	34.869	217.0	1:51.086
3	22.465	144.5	53.501	34.113	216.5	1:50.079	10	22.673	147.1	53.494	34.069	215.2	1:50.236
4	22.268	148.5	52.911	35.127	214.3	1:50.306	11	22.423	146.5	53.375	34.067	217.5	1:49.865
5	22.724	136.0	53.345	34.061	218.4	1:50.130	12	22.615	141.1	53.674	34.592	214.8	1:50.881
6	22.262	147.9	53.210	33.825	218.8	1:49.297							
7	22.640	146.7	53.683	34.483	218.4	1:50.806							

4 ZANARDI			ITA			BMW 320si							
1	31.258	143.0	55.012	35.388	217.9	2:01.658	8	22.561	146.9	53.531	34.210	217.0	1:50.302
2	22.544	148.5	54.493	34.110	217.5	1:51.147	9	22.685	142.1	53.838	34.609	215.2	1:51.132
3	22.760	143.0	53.224	34.068	216.5	1:50.052	10	22.795	145.3	53.979	34.575	215.2	1:51.349
4	22.414	146.3	53.201	35.220	214.8	1:50.835	11	22.735	144.7	54.028	34.391	213.9	1:51.154
5	22.767	147.5	53.323	34.067	214.3	1:50.157	12	23.872	144.9	54.641	34.479	213.4	1:52.992
6	22.974	144.9	53.214	34.145	215.2	1:50.333							
7	22.673	146.5	53.302	34.416	217.5	1:50.391							

5 PORTEIRO			ESP			BMW 320si							
1	28.399	144.3	53.937	34.046	214.8	1:56.382	8	22.602	145.3	53.377	34.499	214.3	1:50.478
2	22.775	140.0	53.879	34.153	215.7	1:50.807	9	22.485	143.8	53.643	34.323	213.0	1:50.451
3	22.472	143.8	53.138	33.868	216.5	1:49.478	10	22.651	137.9	53.258	34.517	213.9	1:50.426
4	22.506	144.5	53.300	34.017	214.8	1:49.823	11	22.833	137.5	54.783	34.324	215.7	1:51.940
5	22.513	144.5	53.192	33.894	216.5	1:49.599	12	22.790	140.6	53.686	34.492	214.3	1:50.968
6	22.479	142.1	53.349	34.003	214.3	1:49.831							
7	22.573	142.8	53.306	34.011	215.2	1:49.890							



Weather/Track: Sun 20° / Dry 42°

Circuit Length - 4.182 kilometres

Autodromo  
Estoril

Printed at 17:44, Sunday, 13 July, 2008

© MST Systems Ltd, 2005 (www.mstworld.com)

Page 1

# 2008 FIA World Touring Car Championship

## Race 2 - Sector Analysis Report

Lap S1 Time S1 Spd S2 Time S2 Spd S3 Time S3 Spd Lap Time Pit Lap S1 Time S1 Spd S2 Time S2 Spd S3 Time S3 Spd Lap Time Pit

6 LARINI				ITA				Chevrolet Lacetti					
1	30.026		54.402	35.085	217.9	1:59.513	8	22.295	147.5	53.366	34.076	215.7	1:49.737
2	22.655	152.5	54.254	34.408	215.2	1:51.317	9	22.378	148.1	53.335	34.152	216.1	1:49.865
3	22.222	151.0	52.956	33.897	218.4	1:49.075	10	22.267	149.3	53.317	34.015	216.1	1:49.599
4	22.379	137.7	53.799	34.964	208.8	1:51.142	11	22.558	146.7	53.460	34.055	217.9	1:50.073
5	22.703	150.4	53.134	34.172	218.8	1:50.009	12	22.437	149.5	53.389	34.313	217.5	1:50.139
6	22.347	146.3	53.149	34.113	219.3	1:49.609							
7	22.478	145.9	54.416	33.989	216.5	1:50.883							

7 HUFF				GBR				Chevrolet Lacetti					
1	29.499	143.8	54.291	34.597	217.5	1:58.387	8	22.557	143.4	53.345	34.044	216.1	1:49.946
2	22.383	144.1	53.357	34.500	217.0	1:50.240	9	22.477	142.4	53.434	34.311	214.3	1:50.222
3	22.961	147.7	53.163	34.156	217.9	1:50.280	10	22.646	142.2	53.451	34.087	214.3	1:50.184
4	22.873	130.5	53.554	34.230	215.2	1:50.657	11	22.614	140.6	53.471	34.123	215.7	1:50.208
5	22.387	152.3	53.438	34.012	215.7	1:49.837	12	22.599	142.6	53.530	34.323	216.1	1:50.452
6	22.458	138.1	53.267	34.233	213.4	1:49.958							
7	22.567	141.7	53.495	34.090	215.2	1:50.152							

8 MENU				SUI				Chevrolet Lacetti					
1	30.418	139.3	55.389	37.337	217.5	2:03.144	8	22.450	147.1	53.796	34.123	216.5	1:50.369
2	22.539	145.9	53.612	34.002	217.9	1:50.153	9	22.524	146.5	53.945	34.118	216.1	1:50.587
3	22.522	148.7	53.561	34.638	217.9	1:50.721	10	22.547	149.7	54.014	34.400	217.0	1:50.961
4	22.422	145.5	53.236	34.512	218.4	1:50.170	11	22.656	141.3	54.354	34.192	217.5	1:51.202
5	23.066	142.8	53.775	34.117	216.5	1:50.958	12	23.379	139.8	54.469	34.661	219.3	1:52.509
6	22.668	146.7	53.554	34.131	216.5	1:50.353							
7	22.510	145.5	53.833	34.179	217.5	1:50.522							

9 GENE				ESP				SEAT Leon TDI					
1	29.489	143.2	53.888	34.306	218.8	1:57.683	8	22.936	143.2	53.660	34.299	217.9	1:50.895
2	22.516	145.9	53.457	34.550	216.5	1:50.523	9	22.573	147.9	53.486	34.396	217.0	1:50.455
3	23.014	149.7	53.207	34.208	217.5	1:50.429	10	22.526	149.1	53.715	34.317	216.1	1:50.558
4	22.901	144.1	54.220	34.279	217.5	1:51.400	11	22.732	147.7	53.625	34.292	217.0	1:50.649
5	22.487	149.3	53.391	34.218	217.9	1:50.096	12	22.779	153.6	53.578	34.712	216.5	1:51.069
6	22.649	144.7	53.267	34.233	216.1	1:50.149							
7	22.597	148.5	55.299	34.526	217.5	1:52.422							

10 RYDELL				SWE				SEAT Leon TDI					
1	29.833	138.1	54.270	35.276	217.9	1:59.379	8	22.360	145.7	53.384	34.271	217.9	1:50.015
2	22.714	146.5	54.965	34.671	217.0	1:52.350	9	22.452	145.3	53.562	34.200	217.9	1:50.214
3	22.315	150.4	53.158	33.974	218.8	1:49.447	10	22.423	148.1	53.367	34.182	217.9	1:49.972
4	22.378	153.6	53.269	34.586	218.8	1:50.233	11	22.600	148.3	53.482	34.284	217.9	1:50.366
5	23.022	145.1	53.459	34.125	218.8	1:50.606	12	22.498	150.8	53.527	34.429	217.5	1:50.454
6	22.404	148.3	53.204	34.188	216.1	1:49.796							
7	22.556	150.0	54.132	34.470	220.7	1:51.158							



Weather/Track: Sun 20° / Dry 42°

Circuit Length - 4.182 kilometres

Autodromo  
Estoril

Printed at 17:44, Sunday, 13 July, 2008

© MST Systems Ltd, 2005 (www.mstworld.com)

Page 2

# 2008 FIA World Touring Car Championship

## Race 2 - Sector Analysis Report

Lap S1 Time S1 Spd S2 Time S2 Spd S3 Time S3 Spd Lap Time Pit Lap S1 Time S1 Spd S2 Time S2 Spd S3 Time S3 Spd Lap Time Pit

### 11 TARQUINI

ITA

SEAT Leon TDI

1	30.625	135.1	55.105	35.564	217.5	2:01.294	8	22.409	146.9	53.540	34.320	219.7	1:50.269
2	22.754	146.7	53.614	34.505	218.8	1:50.873	9	22.464	142.8	53.818	34.848	219.3	1:51.130
3	22.453	149.5	53.262	34.264	218.8	1:49.979	10	23.076	151.2	53.645	34.375	217.5	1:51.096
4	22.385	147.5	53.380	34.374	217.9	1:50.139	11	22.456	148.7	53.718	34.354	217.9	1:50.528
5	22.772	149.1	53.553	34.221	218.4	1:50.546	12	22.426	148.1	53.812	34.383	217.5	1:50.621
6	22.516	150.6	53.608	34.230	217.9	1:50.354							
7	22.660	148.7	53.688	34.448	219.7	1:50.796							

### 12 MULLER

FRA

SEAT Leon TDI

1	29.711	137.0	53.915	34.376	219.7	1:58.002	8	22.568	145.1	53.204	34.198	217.0	1:49.970
2	22.421	141.5	53.483	34.506	219.7	1:50.410	9	22.449	142.6	53.387	34.267	216.5	1:50.103
3	22.542	151.4	52.939	34.189	219.3	1:49.670	10	22.460	143.2	53.420	34.200	218.8	1:50.080
4	23.138	140.9	53.209	34.024	216.5	1:50.371	11	22.436	144.1	53.674	34.214	217.5	1:50.324
5	22.543	147.5	53.078	33.962	216.5	1:49.583	12	22.875	147.3	53.517	34.508	215.2	1:50.900
6	22.644	149.1	53.246	34.038	216.5	1:49.928							
7	22.550	144.0	53.150	34.089	217.5	1:49.789							

### 13 OKYAY

TUR

BMW 320si

I

1	32.745	126.9	56.674	36.597	216.1	2:06.016	8	22.932	141.1	55.022	34.681	213.9	1:52.635
2	23.208	141.5	54.496	35.589	214.3	1:53.293	9	23.369	138.8	54.578	35.108	213.4	1:53.055
3	24.010	138.9	55.857	34.484	215.7	1:54.351	10	23.492	133.4	54.492	34.674	213.4	1:52.658
4	23.322	135.1	54.801	34.826	213.4	1:52.949	11	23.281	134.8	54.548	34.892	214.3	1:52.721
5	23.275	133.4	54.556	34.860	214.8	1:52.691	12	23.576	133.3	54.795	34.702	214.8	1:53.073
6	23.172	134.4	54.711	35.059	213.9	1:52.942							
7	23.132	140.0	54.802	35.076	216.1	1:53.010							

### 18 MONTEIRO

POR

SEAT Leon TDI

1	28.537	136.5	54.091	34.187	220.2	1:56.815	8	22.546	148.1	53.263	34.241	217.5	1:50.050
2	22.575	146.9	53.393	33.865	217.5	1:49.833	9	22.610	148.9	53.481	34.428	217.0	1:50.519
3	22.608	147.1	52.801	33.937	218.4	1:49.346	10	22.582	147.7	53.464	34.138	217.9	1:50.184
4	22.599	150.8	53.112	33.949	217.5	1:49.660	11	22.661	148.3	53.520	34.123	217.9	1:50.304
5	22.724	146.7	53.163	34.037	217.9	1:49.924	12	22.736	148.1	53.553	34.287	215.7	1:50.576
6	22.409	147.7	53.104	33.921	217.9	1:49.434							
7	22.622	146.9	53.256	33.972	218.4	1:49.850							

### 20 CORONEL

NED

SEAT Leon

1	30.864	124.7	55.301	35.971	215.2	2:02.136	8	22.384	143.6	53.763	34.117	214.3	1:50.264
2	22.445	149.7	53.749	34.248	213.9	1:50.442	9	22.574	141.9	53.966	34.253	213.9	1:50.793
3	22.460	146.1	53.339	34.040	215.7	1:49.839	10	22.666	144.3	54.127	34.494	215.7	1:51.287
4	22.424	144.1	53.474	35.705	211.3	1:51.603	11	22.646	148.9	54.230	34.302	213.9	1:51.178
5	22.890	138.2	53.527	34.204	212.1	1:50.621	12	22.567	147.5	53.732	34.257	211.7	1:50.556
6	22.725	141.7	53.552	34.105	213.4	1:50.382							
7	22.579	145.1	53.626	34.037	215.7	1:50.242							



Weather/Track: Sun 20° / Dry 42°

Circuit Length - 4.182 kilometres

Autodromo  
Estoril

Printed at 17:44, Sunday, 13 July, 2008

© MST Systems Ltd, 2005 (www.mstworld.com)

Page 3



# 2008 FIA World Touring Car Championship

## Race 2 - Sector Analysis Report

Lap S1 Time S1 Spd S2 Time S2 Spd S3 Time S3 Spd Lap Time Pit Lap S1 Time S1 Spd S2 Time S2 Spd S3 Time S3 Spd Lap Time Pit

23 CORTHALS						BEL		SEAT Leon			I			
1	31.154	129.4	56.098		36.746	206.7	2:03.998	8	22.839	144.0	54.238	34.311	214.8	1:51.388
2	23.313	148.5	55.207		34.466	213.4	1:52.986	9	22.787	144.5	54.311	34.386	213.4	1:51.484
3	22.819	143.2	54.738		34.023	216.5	1:51.580	10	22.628	144.7	54.398	34.220	213.0	1:51.246
4	22.888	139.8	53.775		34.286	214.3	1:50.949	11	22.562	144.5	54.178	34.305	213.4	1:51.045
5	22.642	146.1	54.039		34.519	214.3	1:51.200	12	22.681	145.1	54.132	34.279	207.9	1:51.092
6	23.021	143.4	54.023		34.401	213.0	1:51.445							
7	23.251	141.3	54.186		34.693	216.1	1:52.130							

26 D'ASTE						ITA		BMW 320si			I			
1	32.841	144.9	54.704		36.421	215.7	2:03.966	8	22.783	145.5	53.660	34.350	212.1	1:50.793
2	22.647	140.2	54.506		34.371	216.1	1:51.524	9	22.726	145.1	53.732	34.395	211.7	1:50.853
3	23.260	144.3	53.668		34.483	210.9	1:51.411	10	22.625	145.3	53.784	34.447	211.7	1:50.856
4	22.815	144.9	53.639		34.170	213.0	1:50.624	11	22.763	147.9	53.766	34.300	210.9	1:50.829
5	23.184	141.7	53.525		34.094	213.4	1:50.803	12	22.743	148.7	54.037	34.652	210.0	1:51.432
6	22.903	144.9	53.514		34.423	211.7	1:50.840							
7	22.685	144.0	53.663		34.342	211.7	1:50.690							

28 SHAPOVALOV						RUS		Lada 110			I			
1	34.126	139.7	56.056		37.666	207.1	2:07.848	8	22.993	142.4	55.175	34.904	208.8	1:53.072
2	24.103	134.6	55.009		34.640	207.9	1:53.752	9	23.093	140.6	54.990	35.056	207.5	1:53.139
3	23.358	140.9	54.928		34.671	207.9	1:52.957	10	23.110	139.8	55.184	34.844	207.1	1:53.138
4	23.276	136.1	55.060		34.638	208.8	1:52.974	11	22.926	142.6	54.917	34.641	208.3	1:52.484
5	23.261	130.4	55.177		34.746	207.9	1:53.184	12	23.094	139.1	55.219	36.193	207.9	1:54.506
6	23.210	141.7	54.911		34.708	207.9	1:52.829							
7	23.043	144.1	54.732		34.704	210.0	1:52.479							

29 LAGEN						NED		Lada 110			I			
1	31.963	134.4	55.858		37.625	211.3	2:05.446	8	22.919	150.4	54.764	34.619	208.8	1:52.302
2	22.978	142.4	54.371		34.837	209.6	1:52.186	9	23.427	139.3	55.142	34.749	208.3	1:53.318
3	22.946	143.6	55.749		34.460	209.2	1:53.155	10	22.891	144.9	54.367	34.632	209.2	1:51.890
4	22.974	144.9	53.978		34.607	209.2	1:51.559	11	22.890	144.9	54.334	34.723	208.3	1:51.947
5	22.937	147.9	54.255		34.628	208.3	1:51.820	12	22.845	148.5	54.568	34.671	210.4	1:52.084
6	23.002	146.3	54.212		34.483	209.2	1:51.697							
7	22.922	148.7	54.154		34.569	210.0	1:51.645							

31 HERNANDEZ						ESP		BMW 320si			I			
1	33.487	137.9	55.326		36.698	216.5	2:05.511	8	22.536	145.7	53.574	34.206	211.7	1:50.316
2	22.595	141.1	53.973		34.273	217.5	1:50.841	9	22.658	145.3	53.650	34.373	211.3	1:50.681
3	23.242	144.1	53.746		34.402	210.9	1:51.390	10	22.535	145.5	53.517	34.271	211.7	1:50.323
4	22.650	150.4	53.215		34.070	216.1	1:49.935	11	22.572	146.1	53.525	34.226	213.0	1:50.323
5	22.751	145.3	53.274		34.109	211.3	1:50.134	12	22.860	142.8	54.645	34.984	197.7	1:52.489
6	22.645	147.9	53.380		34.219	210.9	1:50.244							
7	22.692	144.9	53.539		34.120	212.6	1:50.351							



Weather/Track: Sun 20° / Dry 42°

Circuit Length - 4.182 kilometres

Autodromo Estoril

Printed at 17:44, Sunday, 13 July, 2008

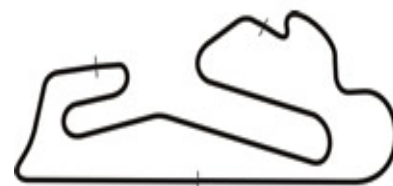
© MST Systems Ltd, 2005 (www.mstworld.com)

Page 4

# 2008 FIA World Touring Car Championship

## Race 2 - Sector Analysis Report

Lap	S1 Time	S1 Spd	S2 Time	S2 Spd	S3 Time	S3 Spd	Lap Time	Pit	Lap	S1 Time	S1 Spd	S2 Time	S2 Spd	S3 Time	S3 Spd	Lap Time	Pit
<b>42 ENGSTLER GER BMW 320si I</b>																	
1	32.903	135.8	55.221		36.935	214.8	2:05.059		8	22.816	145.7	54.028		34.486	212.6	1:51.330	
2	22.654	145.3	54.023		34.415	216.1	1:51.092		9	22.738	142.8	53.975		34.398	212.6	1:51.111	
3	23.146	143.8	54.491		34.506	213.9	1:52.143		10	22.826	145.1	53.619		34.468	212.1	1:50.913	
4	22.859	142.6	53.500		34.468	215.2	1:50.827		11	22.910	146.1	53.623		34.368	213.4	1:50.901	
5	22.705	142.2	53.871		34.350	214.3	1:50.926		12	22.693	139.5	54.238		34.533	212.6	1:51.464	
6	22.824	138.6	54.201		34.586	211.7	1:51.611										
7	23.448	140.8	54.249		34.517	214.8	1:52.214										
<b>43 ROMANOV RUS BMW 320si I</b>																	
1	34.532	132.6	56.148		35.796	216.1	2:06.476		8	23.027	147.3	53.967		34.855	211.7	1:51.849	
2	23.067	133.4	54.345		34.590	214.8	1:52.002		9	24.561	137.4	54.539		34.841	210.4	1:53.941	
3	22.581	146.7	54.872		34.499	212.6	1:51.952		10	22.696	153.4	54.486		34.631	210.9	1:51.813	
4	22.955	149.1	53.953		34.371	212.1	1:51.279		11	22.945	146.5	54.202		34.938	210.9	1:52.085	
5	22.831	154.2	54.625		34.603	211.3	1:52.059		12	22.845	148.9	54.522		34.659	212.1	1:52.026	
6	22.859	147.7	54.241		34.464	210.9	1:51.564										
7	22.824	148.7	54.083		34.753	213.9	1:51.660										
<b>60 POULSEN DEN BMW 320si I</b>																	
1	31.591	132.1	55.048		36.035	215.7	2:02.674		8	22.844	143.8	54.336		34.680	211.3	1:51.860	
2	22.894	145.1	55.133		34.654	212.6	1:52.681		9	23.010	145.9	54.414		34.895	210.9	1:52.319	
3	23.575	141.5	59.599		34.599	210.9	1:57.773		10	22.977	139.8	54.495		34.755	211.3	1:52.227	
4	23.353	145.7	54.462		34.793	210.4	1:52.608		11	23.317	141.9	54.654		34.855	209.6	1:52.826	
5	23.201	139.5	54.781		34.633	210.4	1:52.615		12	23.048	143.4	54.506		34.561	211.7	1:52.115	
6	23.036	140.6	54.555		34.652	210.4	1:52.243										
7	23.113	137.0	54.716		34.581	213.9	1:52.410										
<b>77 BOARDMAN GBR SEAT Leon 2.0 TFSI I</b>																	
1	33.171	136.0	55.363		35.682	214.3	2:04.216		8	22.655	142.8	54.263		34.355	212.1	1:51.273	
2	22.723	145.5	54.476		34.452	214.8	1:51.651		9	22.681	142.4	54.122		34.147	212.6	1:50.950	
3	23.173	142.8	54.055		34.802	206.3	1:52.030		10	22.616	143.8	54.149		34.227	212.6	1:50.992	
4	22.854	146.5	53.732		34.340	213.4	1:50.926		11	22.531	143.6	53.992		34.535	212.1	1:51.058	
5	22.685	144.1	53.816		34.307	212.6	1:50.808		12	22.618	140.2	54.131		34.430	211.7	1:51.179	
6	22.945	139.7	54.721		34.363	207.1	1:52.029										
7	22.892	145.5	54.431		34.378	214.3	1:51.701										



Weather/Track: Sun 20° / Dry 42°

Circuit Length - 4.182 kilometres  
Autodromo Estoril

## 2008 FIA World Touring Car Championship Race 2 - Best Sector Speeds Report

SECTOR 1				SECTOR 2			SECTOR 3					
POS	NO	NAME	SPEED	LAP	NO	SPEED	TRAP	AVAILABLE	NO	NAME	SPEED	LAP
1	43	ROMANOV	154.2	5	10	RYDELL	220.7	7				
2	9	GENE	153.6	12	18	MONTEIRO	220.2	1				
3	10	RYDELL	153.6	4	3	FARFUS	219.7	1				
4	6	LARINI	152.5	2	11	TARQUINI	219.7	7				
5	7	HUFF	152.3	5	12	MULLER	219.7	1				
6	1	PRIAULX	151.4	5	6	LARINI	219.3	6				
7	12	MULLER	151.4	3	8	MENU	219.3	12				
8	11	TARQUINI	151.2	10	9	GENE	218.8	1				
9	18	MONTEIRO	150.8	4	1	PRIAULX	218.4	8				
10	29	LAGEN	150.4	8	2	MULLER	217.9	2				
11	31	HERNANDEZ	150.4	4	4	ZANARDI	217.9	1				
12	8	MENU	149.7	10	7	HUFF	217.9	3				
13	20	CORONEL	149.7	2	31	HERNANDEZ	217.5	2				
14	2	MULLER	149.5	3	5	PORTEIRO	216.5	3				
15	26	D'ASTE	148.7	12	23	CORTHALS	216.5	3				
16	3	FARFUS	148.5	4	13	OKYAY	216.1	1				
17	4	ZANARDI	148.5	2	26	D'ASTE	216.1	2				
18	23	CORTHALS	148.5	2	42	ENGSTLER	216.1	2				
19	77	BOARDMAN	146.5	4	43	ROMANOV	216.1	1				
20	42	ENGSTLER	146.1	11	20	CORONEL	215.7	3				
21	60	POULSEN	145.9	9	60	POULSEN	215.7	1				
22	5	PORTEIRO	145.3	8	77	BOARDMAN	214.8	2				
23	28	SHAPOVALOV	144.1	7	29	LAGEN	211.3	1				
24	13	OKYAY	141.5	2	28	SHAPOVALOV	210.0	7				



Weather/Track: Sun 20° / Dry 42°

Circuit Length - 4.182 kilometres  
Autodromo  
Estoril

## 2008 FIA World Touring Car Championship Race 2 - Best Sector Times Report

POS	NO	SECTOR 1		NO	SECTOR 2		NO	SECTOR 3		NO	NAME	IDEAL/BEST LAP COMPARISON			DIFF
		TIME	LAP		TIME	LAP		TIME	LAP			IDEAL	BEST	LAP	
1	2	22.216	3	18	52.801	3	3	33.825	6	3	FARFUS	1:48.998	1:49.297	6	+ 0.299
2	6	22.222	3	3	52.911	4	18	33.865	2	6	LARINI	1:49.075	1:49.075	3	+ 0.000
3	3	22.262	6	1	52.916	6	5	33.868	3	18	MONTEIRO	1:49.075	1:49.346	3	+ 0.271
4	10	22.315	3	12	52.939	3	6	33.897	3	2	MULLER	1:49.239	1:49.239	3	+ 0.000
5	7	22.383	2	6	52.956	3	2	33.933	3	12	MULLER	1:49.322	1:49.583	5	+ 0.261
6	20	22.384	8	2	53.090	3	12	33.962	5	10	RYDELL	1:49.447	1:49.447	3	+ 0.000
7	11	22.385	4	5	53.138	3	10	33.974	3	1	PRIAULX	1:49.466	1:49.486	6	+ 0.020
8	18	22.409	6	10	53.158	3	8	34.002	2	5	PORTEIRO	1:49.478	1:49.478	3	+ 0.000
9	4	22.414	4	7	53.163	3	7	34.012	5	7	HUFF	1:49.558	1:49.837	5	+ 0.279
10	12	22.421	2	4	53.201	4	1	34.016	6	8	MENU	1:49.660	1:50.153	2	+ 0.493
11	8	22.422	4	9	53.207	3	23	34.023	3	4	ZANARDI	1:49.682	1:50.052	3	+ 0.370
12	5	22.472	3	31	53.215	4	20	34.037	7	20	CORONEL	1:49.760	1:49.839	3	+ 0.079
13	9	22.487	5	8	53.236	4	4	34.067	5	31	HERNANDEZ	1:49.820	1:49.935	4	+ 0.115
14	77	22.531	11	11	53.262	3	31	34.070	4	11	TARQUINI	1:49.868	1:49.979	3	+ 0.111
15	1	22.534	5	20	53.339	3	26	34.094	5	9	GENE	1:49.902	1:50.096	5	+ 0.194
16	31	22.535	10	42	53.500	4	77	34.147	9	26	D'ASTE	1:50.233	1:50.624	4	+ 0.391
17	23	22.562	11	26	53.514	6	9	34.208	3	23	CORTHALS	1:50.360	1:50.949	4	+ 0.589
18	43	22.581	3	77	53.732	4	11	34.221	5	77	BOARDMAN	1:50.410	1:50.808	5	+ 0.398
19	26	22.625	10	23	53.775	4	42	34.350	5	42	ENGSTLER	1:50.504	1:50.827	4	+ 0.323
20	42	22.654	2	43	53.953	4	43	34.371	4	43	ROMANOV	1:50.905	1:51.279	4	+ 0.374
21	60	22.844	8	29	53.978	4	29	34.460	3	29	LAGEN	1:51.283	1:51.559	4	+ 0.276
22	29	22.845	12	60	54.336	8	13	34.484	3	60	POULSEN	1:51.741	1:51.860	8	+ 0.119
23	28	22.926	11	13	54.492	10	60	34.561	12	13	OKYAY	1:51.908	1:52.635	8	+ 0.727
24	13	22.932	8	28	54.732	7	28	34.638	4	28	SHAPOVALO	1:52.296	1:52.479	7	+ 0.183

'Perfect Lap' - 1:48.842



Weather/Track: Sun 20° / Dry 42°

Circuit Length - 4.182 kilometres  
Autodromo Estoril

## 2008 FIA World Touring Car Championship

### RACE 2 - LAP CHART

Lap 1			Lap 2			Lap 3			Lap 4			Lap 5		
No	Behind	Laptime	No	Behind	Laptime	No	Behind	Laptime	No	Behind	Laptime	No	Behind	Laptime
5		1:56.382	18		1:49.833	18		1:49.346	18		1:49.660	18		1:49.924
18	0.433	1:56.815	5	0.541	1:50.807	5	0.673	1:49.478	5	0.836	1:49.823	5	0.511	1:49.599
1	0.747	1:57.129	1	1.049	1:50.568	1	1.881	1:50.178	12	2.799	1:50.371	12	2.458	1:49.583
9	1.301	1:57.683	9	1.558	1:50.523	12	2.088	1:49.670	1	3.327	1:51.106	1	3.243	1:49.840
12	1.620	1:58.002	12	1.764	1:50.410	9	2.641	1:50.429	7	3.910	1:50.657	7	3.823	1:49.837
7	2.005	1:58.387	7	1.979	1:50.240	7	2.913	1:50.280	9	4.381	1:51.400	9	4.553	1:50.096
10	2.997	1:59.379	6	4.182	1:51.317	6	3.911	1:49.075	2	5.388	1:50.683	6	5.478	1:50.009
6	3.131	1:59.513	2	4.472	1:50.903	2	4.365	1:49.239	6	5.393	1:51.142	2	5.674	1:50.210
2	3.835	2:00.217	10	5.081	1:52.350	10	5.182	1:49.447	10	5.755	1:50.233	10	6.437	1:50.606
11	4.912	2:01.294	11	5.519	1:50.873	11	6.152	1:49.979	11	6.631	1:50.139	11	7.253	1:50.546
4	5.276	2:01.658	20	5.930	1:50.442	20	6.423	1:49.839	4	8.038	1:50.835	4	8.271	1:50.157
20	5.754	2:02.136	4	6.157	1:51.147	4	6.863	1:50.052	3	8.286	1:50.306	3	8.492	1:50.130
60	6.292	2:02.674	8	6.649	1:50.153	3	7.640	1:50.079	20	8.366	1:51.603	20	9.063	1:50.621
8	6.762	2:03.144	3	6.907	1:50.200	8	8.024	1:50.721	8	8.534	1:50.170	8	9.568	1:50.958
3	6.973	2:03.355	60	8.707	1:52.681	26	10.907	1:51.411	26	11.871	1:50.624	31	12.233	1:50.134
26	7.584	2:03.966	26	8.842	1:51.524	31	11.748	1:51.390	31	12.023	1:49.935	26	12.750	1:50.803
23	7.616	2:03.998	77	9.219	1:51.651	77	11.903	1:52.030	77	13.169	1:50.926	77	14.053	1:50.808
77	7.834	2:04.216	42	9.503	1:51.092	42	12.300	1:52.143	42	13.467	1:50.827	42	14.469	1:50.926
42	8.677	2:05.059	31	9.704	1:50.841	23	12.570	1:51.580	23	13.859	1:50.949	23	15.135	1:51.200
29	9.064	2:05.446	23	10.336	1:52.986	43	14.436	1:51.952	43	16.055	1:51.279	43	18.190	1:52.059
31	9.129	2:05.511	29	10.984	1:52.186	29	14.793	1:53.155	29	16.692	1:51.559	29	18.588	1:51.820
13	9.634	2:06.016	43	11.830	1:52.002	60	17.134	1:57.773	60	20.082	1:52.608	60	22.773	1:52.615
43	10.094	2:06.476	13	12.661	1:53.293	13	17.666	1:54.351	13	20.955	1:52.949	13	23.722	1:52.691
28	11.466	2:07.848	28	14.952	1:53.752	28	18.563	1:52.957	28	21.877	1:52.974	28	25.137	1:53.184

Subject to Technical Scrutineering  
Weather/Track: Sun 20°/ Dry 42°

## 2008 FIA World Touring Car Championship

### RACE 2 - LAP CHART

(contd.)

Lap 6			Lap 7			Lap 8			Lap 9			Lap 10		
No	Behind	Laptime	No	Behind	Laptime	No	Behind	Laptime	No	Behind	Laptime	No	Behind	Laptime
18		1:49.434	18		1:49.850	18		1:50.050	18		1:50.519	18		1:50.184
5	0.908	1:49.831	5	0.948	1:49.890	5	1.376	1:50.478	5	1.308	1:50.451	5	1.550	1:50.426
12	2.952	1:49.928	12	2.891	1:49.789	12	2.811	1:49.970	12	2.395	1:50.103	12	2.291	1:50.080
1	3.295	1:49.486	1	3.143	1:49.698	1	2.985	1:49.892	1	2.666	1:50.200	1	2.489	1:50.007
7	4.347	1:49.958	7	4.649	1:50.152	7	4.545	1:49.946	7	4.248	1:50.222	7	4.248	1:50.184
9	5.268	1:50.149	6	6.686	1:50.883	6	6.373	1:49.737	6	5.719	1:49.865	6	5.134	1:49.599
6	5.653	1:49.609	2	7.183	1:51.177	2	7.479	1:50.346	2	7.151	1:50.191	2	6.629	1:49.662
2	5.856	1:49.616	9	7.840	1:52.422	10	8.072	1:50.015	10	7.767	1:50.214	10	7.555	1:49.972
10	6.799	1:49.796	10	8.107	1:51.158	9	8.685	1:50.895	9	8.621	1:50.455	9	8.995	1:50.558
11	8.173	1:50.354	11	9.119	1:50.796	11	9.338	1:50.269	11	9.949	1:51.130	3	10.176	1:50.236
3	8.355	1:49.297	3	9.311	1:50.806	3	9.557	1:50.296	3	10.124	1:51.086	11	10.861	1:51.096
4	9.170	1:50.333	4	9.711	1:50.391	4	9.963	1:50.302	4	10.576	1:51.132	4	11.741	1:51.349
20	10.011	1:50.382	20	10.403	1:50.242	20	10.617	1:50.264	20	10.891	1:50.793	20	11.994	1:51.287
8	10.487	1:50.353	8	11.159	1:50.522	8	11.478	1:50.369	8	11.546	1:50.587	8	12.323	1:50.961
31	13.043	1:50.244	31	13.544	1:50.351	31	13.810	1:50.316	31	13.972	1:50.681	31	14.111	1:50.323
26	14.156	1:50.840	26	14.996	1:50.690	26	15.739	1:50.793	26	16.073	1:50.853	26	16.745	1:50.856
42	16.646	1:51.611	77	18.499	1:51.701	77	19.722	1:51.273	77	20.153	1:50.950	77	20.961	1:50.992
77	16.648	1:52.029	42	19.010	1:52.214	42	20.290	1:51.330	42	20.882	1:51.111	42	21.611	1:50.913
23	17.146	1:51.445	23	19.426	1:52.130	23	20.764	1:51.388	23	21.729	1:51.484	23	22.791	1:51.246
43	20.320	1:51.564	43	22.130	1:51.660	43	23.929	1:51.849	43	27.351	1:53.941	43	28.980	1:51.813
29	20.851	1:51.697	29	22.646	1:51.645	29	24.898	1:52.302	29	27.697	1:53.318	29	29.403	1:51.890
60	25.582	1:52.243	60	28.142	1:52.410	60	29.952	1:51.860	60	31.752	1:52.319	60	33.795	1:52.227
13	27.230	1:52.942	13	30.390	1:53.010	13	32.975	1:52.635	13	35.511	1:53.055	13	37.985	1:52.658
28	28.532	1:52.829	28	31.161	1:52.479	28	34.183	1:53.072	28	36.803	1:53.139	28	39.757	1:53.138

Subject to Technical Scrutineering  
Weather/Track: Sun 20°/ Dry 42°

**2008 FIA World Touring Car Championship**  
**RACE 2 - LAP CHART**

(contd.)

Lap 11			Lap 12			Lap 13			Lap 14			Lap 15		
No	Behind	Laptime	No	Behind	Laptime	No	Behind	Laptime	No	Behind	Laptime	No	Behind	Laptime
18		1:50.304	18		1:50.576									
12	2.311	1:50.324	12	2.635	1:50.900									
1	2.509	1:50.324	1	2.921	1:50.988									
5	3.186	1:51.940	5	3.578	1:50.968									
7	4.152	1:50.208	7	4.028	1:50.452									
6	4.903	1:50.073	6	4.466	1:50.139									
2	6.578	1:50.253	2	6.242	1:50.240									
10	7.617	1:50.366	10	7.495	1:50.454									
9	9.340	1:50.649	9	9.833	1:51.069									
3	9.737	1:49.865	3	10.042	1:50.881									
11	11.085	1:50.528	11	11.130	1:50.621									
4	12.591	1:51.154	20	12.848	1:50.556									
20	12.868	1:51.178	4	15.007	1:52.992									
8	13.221	1:51.202	8	15.154	1:52.509									
31	14.130	1:50.323	31	16.043	1:52.489									
26	17.270	1:50.829	26	18.126	1:51.432									
77	21.715	1:51.058	77	22.318	1:51.179									
42	22.208	1:50.901	42	23.096	1:51.464									
23	23.532	1:51.045	23	24.048	1:51.092									
43	30.761	1:52.085	43	32.211	1:52.026									
29	31.046	1:51.947	29	32.554	1:52.084									
60	36.317	1:52.826	60	37.856	1:52.115									
13	40.402	1:52.721	13	42.899	1:53.073									
28	41.937	1:52.484	28	45.867	1:54.506									

Subject to Technical Scrutineering  
Weather/Track: Sun 20°/ Dry 42°