

HONORS AND AWARDS





Steve Thomas, who averaged a school record 30.0 ppg. in the 1963-64 season, earned 1964 First Team All-American honors from the Helms Foundation and *Basketball News*.

DID YOU KNOW?

David West and Byron Larkin are the only Xavier players ever named to the post-season Associated Press first, second or third teams. West was the 2003 AP National Player of the Year and was on the 2002 AP Second Team. Larkin earned 1988 AP Third Team honors.

LENNY BROWN

1996-97

Basketball Weekly Honorable Mention

1998-99

John R. Wooden Finalist

JAMIE GLADDEN

1992-93

Associated Press Honorable Mention

1989-90

Basketball Times Freshman Fifth Team

BRIAN GRANT

(Grant action photo on page 147)

1990-91

Basketball Times
Freshman Seventh Team

1993-94

John R. Wooden Finalist
Associated Press Honorable Mention

ANTHONY HICKS

1982-83

Sporting News Honorable Mention
Associated Press Honorable Mention

TYRONE HILL

1988-89

Associated Press Honorable Mention


1989-90

Basketball Times Third Team
Associated Press Honorable Mention

T.J. JOHNSON

1994-95

Basketball Weekly Freshman Honorable
Mention



Hank Stein, a 1957-58 Converse Second Team and 1958-59 UPI Third Team All-American, was the 1958 National Invitation Tournament MVP as he led XU to the title.

BYRON LARKIN

1984-85

Basketball Weekly
All-Freshman Second Team
Basketball Times All-Freshman Team

1985-86

Associated Press Honorable Mention

1986-87

Sporting News Honorable Mention

1987-88

United Press International Second Team
Scripps Howard Second Team
Associated Press Third Team

GARY MASSA

1977-78

Basketball Weekly All-Freshman Team

JAMES POSEY

1998-99

College Hoops Insider "Top 15"
John R. Wooden Finalist

BOB QUICK

1967-68

Associated Press Honorable Mention

ROMAIN SATO

2003-04

Associated Press Honorable Mention

HANK STEIN

1957-58

Converse Second Team

1958-59

United Press International Third Team

STEVE THOMAS

1963-64

Basketball News First Team
Helms Foundation First Team
AP, United Press International
and *Sporting News* Honorable Mention



Tyrone Hill, seen here battling Alonzo Mourning and Dikembe Mutombo in XU's 1990 NCAA Tournament win over Georgetown, earned Associated Press Honorable Mention All-America honors as a junior and *Basketball Times* Third Team All-American honors as a senior.


DAVID WEST

2000-01

Associated Press Honorable Mention

2001-02

Associated Press Second Team
 United States Basketball Writers Association Second Team
Basketball Times Second Team
 FOXSports.com Second Team
 National Association of Basketball Coaches Third Team
The Sporting News Third Team
Basketball America Third Team
 Dick Vitale's "Rolls Royce Super Five"
 collegeinsider.com All-American
 John R. Wooden Finalist



David West, 2003 National Player of the Year, is the most decorated player in Xavier basketball history. He earned AP national honors in each of his final three seasons.

2002-03

Associated Press First Team &
AP National Player of the Year
 United States Basketball Writers Association First Team &
USBWA National Player of the Year
Basketball Times First Team &
BT National Player of the Year
 National Association of Basketball Coaches First Team
 John R. Wooden First Team
 ESPN.com First Team
The Sporting News First Team
 Dick Vitale's "Rolls Royce Super Five"
 collegeinsider.com All-American &
 collegeinsider.com National MVP
 NABC/Pete Newell Big Man of the Year



Brian Grant earned national honors from Associated Press and *Basketball Times* and was among the many former XU players to make the Wooden Award list of finalists.

DID YOU KNOW?

David West earned several All-American honors each of his last two seasons, including 2002-03 National Player of the Year honors for the Associated Press, the USBWA and *Basketball Times* magazine. Among the other XU post players before West to earn All-America honors were Brian Grant in 1994 and Tyrone Hill in 1990.




Byron Larkin, a 1988 Second Team UPI and Scripps Howard All-American, earned Associated Press Third Team honors. Larkin, the first XU player to have his jersey retired, stands number 21 on the list of all-time scorers in NCAA Division I history with 2,696 career points. Larkin is now the color analyst for Xavier radio broadcasts.

XAVIER MVPS

- 1950-51 Bob Dean, Forward
- 1951-52 Gene Smith, Center
- 1952-53 Bob Heim, Guard-Forward
- 1953-54 Bob Heim, Guard-Forward
- 1954-55 Dave Piontek, Center-Forward
- 1955-56 Jim Boothe, Guard
- 1956-57 Corny Freeman, Forward
- 1957-58 Joe Viviano, Forward
- 1958-59 Joe Viviano, Forward
- 1959-60 Jack Thobe, Center-Forward
- 1960-61 Bill Kirvin, Guard;
Jack Thobe, Center-Forward
- 1961-62 Bill Kirvin, Guard;
Jack Thobe, Center-Forward
- 1962-63 Bob Pelkington, Center
- 1963-64 Steve Thomas, Guard
- 1964-65 Steve Thomas, Guard
- 1965-66 Bob Quick, Forward
- 1966-67 Bob Quick, Forward
- 1967-68 Bob Quick, Forward
- 1968-69 Luther Rackley, Center

- 1969-70 Jerry Helmers, Forward
- 1970-71 Jerry Helmers, Forward
- 1971-72 Conny Warren, Forward
- 1972-73 Conny Warren, Forward
- 1973-74 Mike Plunkett, Forward
- 1974-75 Mike Plunkett, Forward
- 1975-76 Garry Whitfield, Guard;
Nick Daniels, Guard;
Dale Haarman, Forward
- 1976-77 Dale Haarman, Forward
- 1977-78 Nick Daniels, Guard
- 1978-79 Nick Daniels, Guard
- 1979-80 Gary Massa, Forward;
David Anderson, Center
- 1980-81 Anthony Hicks, Guard
- 1981-82 Anthony Hicks, Guard
- 1982-83 Anthony Hicks, Guard;
Jeff Jenkins, Center-Forward
- 1983-84 Jeff Jenkins, Center-Forward
- 1984-85 Richie Harris, Forward;
Ralph Lee, Guard

Note: No MVP Named Since 1985




Brian Thornton, who is now Xavier's Director of Basketball Operations, earned the distinction of Academic All-American at Xavier. He was voted as Second Team *ESPN The Magazine* CoSIDA Academic All-American.

THE RETIRED JERSEYS

NUMBER "23" BYRON LARKIN ('88), Xavier's all-time leading scorer with 2,696 career points, was the first Xavier player to have his jersey number retired. The ceremony was held at Cincinnati Gardens on February 8, 1990. Larkin, who is now the Xavier radio color analyst, won two Midwestern Collegiate Conference Player of the Year awards and three MCC Tournament MVP awards. Larkin is one of only two Musketeers ever to earn a spot on one of the top two teams of a major All-America Team. Larkin was a 1987-88 Scripps Howard and UPI Second Team All-American and a 1987-88 AP Third Team All-American.

NUMBER "42" TYRONE HILL ('90), Xavier's all-time leading rebounder with 1,380 career rebounds and fourth all-time leading scorer with 2,003 career points, was the second Xavier player to have his jersey number retired. The ceremony was held at the Gardens on February 4, 1996. Hill, Xavier's first-ever NBA Draft "lottery pick" in 1990, won the MCC Player of the Year award as a senior and the MCC Tournament MVP Award as a junior.

NUMBER "30" DAVID WEST ('03), Xavier's second all-time leading scorer with 2,132 career points and third all-time leading rebounder with 1,308 career boards, is the latest Xavier player to have his jersey number retired. The ceremony was held before the 2002-03 season's regular season home finale at Cintas Center on March 8, 2003. West, the first player to have his jersey number retired while still an active Musketeer player, was the 2002-03 Associated Press, United States Basketball Writers Association and *Basketball Times* National Player of the Year. Xavier's first-ever National Player of the Year and consensus First Team All-American, West won a conference-record three straight Atlantic 10 Conference Player of the Year awards.



David West is seen here with numerous awards, including the Adolph Rupp Trophy as 2003 AP Player of the Year, The Senior CLASS Award, the USBWA National Player of the Year Award and copies of the *Basketball Times* 2003 Player of the Year edition.

Xavier University's impressive 2009 Athletic Hall of Fame class that will be inducted on Sunday, December 6 includes **Thrine M. Kane (Xavier '03)**, an eight-time All-American on the Xavier Rifle team that also earned a spot on the 2000 U.S. Olympic Team while still an XU student at the age of 19. The other two inductees to the Hall of Fame were part of the most successful women's basketball season in history, the 2001 Elite Eight run. **Nicole M. Levandusky ('01)** and **Taru T. Tuukkanen ('01)** join former teammate **Jennifer L. Phillips ('01)**, who is a previous inductee into the prestigious hall.

The latest three inductees will bring the total to 105 individuals that will be honored in the P. Douglas O'Keefe Athletic Hall of Fame at Cintas Center. These honorees and many others are honored in the displays at Cintas Center. The Cintas Center display, which opened in 2005, is the result of a gift from 1959 graduate P. Douglas O'Keefe. The hall was constructed on the Cintas Center concourse in an area that overlooks the student dining area of the Center. The hall includes display cases with a variety of memorabilia and trophies, video monitors and much more.

HALL OF FAME MEMBERS (as of 12-6-09)

Daniel S. Abramowicz ('67) ----- football
 Sara E. Bachus ('01)----- volleyball
 Raymond Baldwin ----- trainer, golf coach
 Thomas N. Ballaban ('51) ----- football
 Charles M. Barrett ('34) ----- football
 Roger W. Bertoia ('57) ----- football
 Lynette M. Bihn ('95) ----- basketball
 Edward G. Biles ----- coach
 James W. Boothe ('57) ----- basketball
 James J. Brockhoff ('56) ----- tennis, football, coach
 Leonard L. Brown ('99) ----- basketball
 Herbert B. Budde ('53) ----- basketball
 James P. Bunning ('53) ----- baseball
 Edward T. Burns ('28) ----- football, basketball, boxing, baseball
 Paul D. Cain ('29) ----- football, basketball, baseball
 Thomas Clines ('28) ----- football, basketball, baseball, tennis
 Sheila M. Connolly ('79) ----- basketball, volleyball, admin.
 Clem Crowe ----- coach, administrator
 Dr. William E. Daily ('57) ----- athletic board
 Sabrina A. DiBiagio ('91) ----- rifle
 Stephen M. Dixon ('99) ----- golf
 Timothy J. Dydo ('74) ----- football
 Robert J. Finnell ('52) ----- football
 Sr. Rose Ann Fleming ----- academic advisor
 Terrence M. Garrigan ('81) ----- soccer
 Jeffrey H. Fogelson ----- athletic director
 Joseph L. Geiger ('64)----- basketball
 Peter J. Gillen ----- coach
 George C. Gilmartin ('52) ----- football
 Jamison L. Gladden ('93) ----- basketball
 Brian W. Grant ('94) ----- basketball
 Amanda E. Gruber ('98)----- soccer
 Annette E. Gruber ('01) ----- soccer
 James J. Gruber ('67) ----- baseball
 Arthur A. Hauser ('54)----- football

Anthony J. Hicks ('83) ----- basketball
 Tyrone Hill ('90) ----- basketball
 James E. Hoff, S.J. ----- President and Chancellor
 Jack H. Hoffman ('52) ----- football
 Albert B. Howe ('39) ----- football, basketball
 M. Julie Isphording ('83) ----- marathon runner
 Dr. Jerome N. Janson ('36) ----- team physician
 Robert C. Judd ('54) ----- football
 Stephen N. Junker ('57) ----- football
 Thrine M. Kane (Xavier '03) ----- rifle
 Kathleen M. Keating ('72) ----- swimming
 Joseph W. Kelly ('27) ----- basketball, football, baseball
 Myron M. Kilgore ('58) ----- football
 Stanley R. Kimbrough ('89)----- basketball
 William M. Kirvin ('62) ----- basketball
 Edward L. Kluska ('40) ----- football, basketball, baseball, coach
 Robert J. Konkoly ('57) ----- football
 Joseph R. Kruse ('37) ----- football, basketball
 Stacey M. Land ('85) ----- basketball
 Byron K. Larkin ('88) ----- basketball
 Ralph O. Lee ('86) ----- basketball
 Nicole M. Levandusky ('01) ----- basketball
 James M. Liber ('51) ----- football
 Carol A. Madsen ('94) ----- basketball
 John G. Martinkovic ('51) ----- football
 Laurie J. Massa ----- coach, administrator
 James J. McCafferty ----- coach, administrator
 Malcolm H. McMullen ('50) ----- basketball, golf
 Joseph Meyer ----- coach, administrator
 James J. Murphy ('51) ----- football
 Chester A. Mutryn ('43) ----- football, basketball, baseball
 H. Frederick Nebel ('38)----- football
 Thomas P. O'Brien ('47) ----- administrator
 Karen Ohe ('83) ----- basketball, volleyball
 Jo Ann Osterkamp ('84) ----- basketball
 Elizabeth L. Osterday ('00) ----- volleyball
 Jason A. Parker ('96) ----- rifle

Hal Pennington ('34)----- football, basketball
 Jennifer L. Phillips ('01) ----- basketball
 David V. Piontek ('56) ----- basketball
 James M. Posey ('99)----- basketball
 Robert Quick ('68) ----- basketball
 Luther Rackley ('69) ----- basketball
 Donald J. Ruberg ('51) ----- baseball, basketball, coach
 Leo P. Sack ('36) ----- basketball, football
 Mark A. Schmidt ('27) ----- football, supporter
 Marla A. Schuerman ('92)----- soccer
 Sally J. Schulte ('97) ----- volleyball
 Theodore P. Shalloe ('85) ----- baseball
 John J.T. Shinnners ('69) ----- football
 Robert J. Sieber ('77) ----- polo, soccer
 Eugene F. Smith ('52) ----- basketball
 Judith G. Smith ('84) ----- basketball
 Peter Spoerl ('83) ----- baseball
 Robert J. Staak ----- coach, administrator
 Henry W. Stein ('59) ----- basketball
 Derek L. Strong ('90) ----- basketball
 Joseph G. Sunderman ('79) ----- basketball, radio announcer
 Daniel J. Tehan ('28) ----- football, basketball
 Jodi Thelen ('90) ----- volleyball, coach
 R. Jack Thobe ('62) ----- basketball
 Stephen M. Thomas ('66) ----- basketball
 Taru T. Tuukkanen ('01) ----- basketball
 Joseph P. Viviano ('59) ----- basketball
 David R. von Haefen ('94) ----- golf
 Jamal Walker ('91) ----- basketball
 John A. Wiethe ('34)----- football, basketball, baseball
 Carroll E. Williams ('67) ----- football
 Marty Wolf ('79) ----- basketball, tennis
 Ned W. Wulk ----- coach

Note: Former student-athlete names are listed as they were when they were at Xavier.

A
 Peter Accetta, 75
 John Albrinck, 57
 Walter Allen, 67
 *Robert Alston, 51
 *Douglas Alt, 72
 *C.J. Anderson, 09
 David Anderson, 81
 *Sherwin Anderson, 97
 Jon Andre, 74
 Louis Arnzen, 30
 Perry Ashley, Jr., 70

B
 Dexter Bailey, 84
 Donald Bailey, 37
 Kyle Ballinger, 00
 J.D. Barnett, 88
 James Baronas, 02
 Joseph Bartlett, 31
 Frank Barton, 58
 William Bechtold, 23
 Paul Beckman, 40
 Paul Beckwith, 32
 Richard Bell, 68
 Robert Benjamin, 49
 Richard Berning, 53
 Thomas Binegar, 72
 Edward Bissmeyer, 49
 Russell Blossom, 72
 John Boehle, 57
 Cyril Bolger, 32
 Donald Bolton, 50
 *James Boothe, 57
 James Bothen, 66
 Joseph Bowman, 86
 Richard Boxwell, 52
 Torraye Braggs, 98
 Maurice Brantley, 92
 Richard Bray, Jr., 27
 Mark Brinkman, 77
 Tyson Brit, 96
 Charles Bronson, 08
 Alvin Brown, 02
 *Derrick Brown, 09
 *Lenny Brown, 99
 Philip Bucklew, 36
 Herbert Budde, 53
 Edward Burns, 28
 Stanley Burrell, 08
 Jerry Butler, 90
 *Reggie Butler, 01

C
 William Cady, 51
 Justin Cage, 07
 John Cahill, 56
 Paul Cain, 29
 Ryan Caldwell, 03
 Dexter Campbell, 88
 Touissant Careathers, 99
 *Kevin Carr, 97
 *Donald Carroll, 39
 *Bowyer Castelle, 61
 Vince Catarella, 99
 Will Caudle, 06
 Timothy Chadwell, 80
 Lionel Chalmers, 04
 Keenan Christiansen, 06
 Thomas Clines, 28

Brandon Cole, 07
 Anthony Coleman, 02
 James Coleman, 35
 Boubacar Coly, 06
 Tom Compton, 04
 Thomas Condon, 82
 Walter Corbean, 86
 Bennett Cooper, Jr., 70
 Daniel Corbett, 33
 William Cosgrove, 48
 Stuart Courchaine, 58
 Earl Cowell, Jr., 62
 Dennis Crane, 66
 *James Cushing, 23

D
 Terry Daniels, 79
 Donald Darby, 70
 *Thomas Daugherty, 30
 *Michael Davenport, 91
 Herb Davis, 25
 *Robert Dean, 51
 Timothy Deardorff, 73
 Matthew Deboor, 55
 Thomas Dee, 78
 Gary Deidrick, 75
 Arthur DelConte, 59
 James Dentinger, 59
 Robert Dickman, 53
 Justin Doelman, 07
 John Donlin, 39
 *Andrew Donnelly, 86
 *Donald Donovan, 47
 *Patrick Donovan, 38
 William Donovan, 52
 Joseph Dooley, 69
 James Douglas, 85
 Broderick Dow, 81
 James Doyle, 37
 Gerald Drew, 63
 Steven Drew, 84
 Stephen Duckett, 09
 Josh Duncan, 08

E
 *Jonathan Eck, 73
 Erik Edwards, 94
 Robert Egbers, 37
 Robert Einhaus, 61
 Mark Emerson, 55
 *James Enright, 63
 Stan Ense, 43
 Anthony Espelage, 50

F
 Wilbert Ferguson, 38
 Dedrick Finn, 06
 Victor Fleming, 84
 Jerome Foley, 75
 Lawrence Foley, 47
 Raymond Fooks, 50
 Carl Foster, 68
 Fred Foster, 65
 James Franklin, 74
Kenny Frease, 09
 Cornelius Freeman, 58
 *Thomas Freppon, 64
 Heron Frey, 49
 Kevin Frey, 02
 Robert Fullarton, 73

G
 William Gates, Jr., 42
 *Joseph Geiger, 64
 James Gels, 66
 Steve Gentry, 94
 Fred Geraci, 46
 *Albert Geselbracht, 40
 *Jamie Gladden, 93
 Stanley Glaser, 58
 Walter Gorka, 69
 John Gorman, 68
 Bradford Graff, 74
 *Brian Grant, 94
 Adrion Graves, 08
 Leroy Greenidge, 86
 John Gremminger, 40
 Norman Grevey, 52
 Joseph Gromada, 71
 James Gruber, 67
 David Guenther, 62
 Albert Gundrum, 60

H
 Dale Haarman, 77
 James Haffner, 62
 Christopher Hall, 70
 Jon Hanley, 83
 Obi Harris, 00
 *Richard Harris, 86
 *William Hart, 23
 Ken Harvey, 97
 *Michael Hawkins, 95
 *Robert Heim, 54
 Robert Heiny, 50
 *Jerome Helmers, Jr., 72
 James Hengehold, 67
 David Heskamp, 66
 James Hess, 68
 Thomas Hext, 66
 *Anthony Hicks, 83
 Tyrone Hill, 90
 David Hills, 54
 Martin Hills, 60
 William Hoffer, 51
 *Charles Hofmann, 55
 Herm Hohnhorst, 48
 Leslie Holbrook, 66
 George Hollenstein, Jr., 63
 *Dwight Hollins, 81

Terrell Holloway, 09
 Albert Howe, Jr., 39
 Shannon Howell, 91
 Anthony Hubbard, 77

Joe Hughes, 09

I
 Frederick Irwin, 64

J
Danté Jackson, 09
 *Keith Jackson, 05
 Joseph Jacobs, 50
 Robert Janca, 52
 Frederick Jannott, Jr., 60
 Jeff Jenkins, 84
 Andre Johnson, 02
 Brian Johnson, 96
 Eddie Johnson, 86
 *Tavares Johnson, 98
 Paul Jones, 83
 *Kenneth Jordan, 34

K
 James Kartholl, 50
 Charles Kegler, 62
 John Kelley, 86
 *Joseph Kelly, 27
 Michael Kelsey, 71
 *Patrick Kelsey, 98
 William Kenney, 60
 James Kervan, 60
 *Stan Kimbrough, 89
 Robert King, 28
 Robert King, 79
 *William Kirvin, 62
 Edward Kluska, 40
 Eric Knop, 93
 Paul Kobussen, 69
 Robert Koester, 90
 *John Koprowski, 57
 Richard Korb, 51
 James Kramer, 49
 Charles Kromer, 71
 James Kromer, 97
 *Robert Krue, 43
 Joseph Kruse, 37
 Frank Kucia, 38

L
 James Lacey, 68
 Ronald Laker, 76
 Paul Langemeier, 51
 *Byron Larkin, 88
 Drew Lavender, 08
 *Ralph Lee, 86
 John Leugers, 50
 P.G. Litzinger, 41
 John Loeffler, 65

Jason Love, 09
 Dupree Lucas, 05
 *Gary Lumpkin, 99
 Jerry Luttenegger, 66
 David Lynch, 67

M
 *John Macel, 68
 *Christopher Mack, 53
 Jack MacKenna, 36
 George Maher, 38
 Mark Maher, Jr., 56
 Thomas Malone, 60
 Paul Margerum, 54
 Ronald Martin, 65
 Marcus Mason, 01
 *Gary Massa, 81
 *Jeff Massey, 95
 Paul Matsen, 73
 *Maurice McAfee, 01
 Walt McBride, 86
 Tom McCafferty, 47
 Michael McCall, 77
 James McCown, 51
 Stan McCoy, 77
 Leo McDermott, 63
 Thomas McDevitt, 58
 Charles McEvoy, 38
 Arthur McGivern, 69
 *Andrew McGrath, 28
 Brandon McIntosh, 01

Jamel McLean, 09
 Michael McMahan, 63
 *Malcolm McMullen, 50

*Joseph McNeil, 65
 Richard McQuade, 50
 Robert McQuade, 50
 *Frank Mercurio, 33
 Richard Metz, 66
 Ken Meyer, 83
 William Middendorf, 60
 David Minor, 90
 Joseph Mitchell, Jr., 63
 Thomas Mitchell, 55
 John Moher, 57
 Benjamin Monhollen, 61
 *Arthur Morthorst, 50
 Raymond Mueller, 64
 Robert Mulligan, 43
 Leo Murray, 97
 Chester Mutryn, 43
 Anthony Myles, 04

N
 Roy Neary, 39
 *Ronald Nicolai, 61
 Jack Nieser, 47
 William Nixon, 50
 Brad Noble, 85
 *John Noppenberger, 20

O
 Richard Oberting, 48
 Fred O'Brien, 55
 Paul O'Brien, 51
 James O'Connell, 56
 *Timothy O'Connell, 68
 John O'Hara, 43
 Aaron O'Leary, 98
 Churchill Odia, 05
 Anthony Olberding, 58

P
 Maurice Palo, 56
 Anthony Palumbo, 58
 *Joseph Pangrazio, Jr., 68
 James Paroli, 56
 Colin Parker, 91
 Terrance Payne, 98
 Dave Payton, 79
 *Bob Pelkington, 63
 Steven Penhorwood, 74
 *Hal Pennington, 34
 Paul Perrine, 43
 Robert Petroski, 73
 James Phelan, 53
 Charles Phillips, 60
 James Phillips, 31
 Leo Phillips, 59
 Richard Piening, 69
 Franklin Pinchback, 62
 Dave Piontek, 56
 Richard Piontek, 60
 Michael Plunkett, 76
 Stephen Poppe, 71
 *James Posey, 99
 George Potts, 63
 Mark Poynter, 93
 Lloyd Price, 01
 Ronald Protz, 59
 James Puthoff, 59
 William Puttman, 41
 Ambrose Puttmann, Jr., 31

Q
 *Robert Quick, 68
 Jerry Quinlan, 42

R
 Luther Rackley, 69
 Sydney Raeford, 89
 Michael Ramey, 88
 *B.J. Raymond, 09
 Richard Reder, 70
Brad Redford, 09
 James Renforth, 87
 *George Reynolds, 26
 Brandon Rice, 06
 Ralph Richter, 79
 Edward Riechman, Jr., 62
 Harry Rieckelman, III, 72
 Michael Riesser, 70
 James Rippe, 75
 *Bertrand Robbins, 42
 Richard Robbers, 39
 Demetrius Robertson, 99
 Thomas Rohling, 69
 Theodore Rombach, 67
 DeWaan Rose, 95
 *Donald Ruberg, 51
 William Russ, 38

S
 Leo Sack, 36
 *Robert Sack, 33
 Lin Sahlfeld, 43
 Terry Sain, 78
 Thomas Saint John, 54
 Romain Sato, 04
 Thomas Schlager, 69
 Donald Schlosser, 68
 Peter Schmeling, 62
 Irvin Schmidt, 56
 Richard Schneider, 56
 Joseph Schoenfeld, 81
 Howie Schueller, 50
 James Scully, 50
 Pete Sears, 95
 Philip Sheridan, 37
 *John Shimko, 84
 Terrence Sillies, 71
 *Thomas Simms, 53
 Adam Simons, 07
 Thomas Skaleski, 74
 Andre Smith, 95
 Angelo Smith, 03
 *Eugene Smith, 52
 Mark Smydra, 96
 Steve Spivery, 79
 Francis Stahl, 58
 John Stasio, 65
 William Steenken, 50
 *Henry Stein, Jr., 59
 *George Sterman, 29
 *James Stout, 31
 Derek Strong, 90
 Joseph Sunderman, 79
 John B. Sweeney, 40
 *Russell Sweeney, 36
 Larry Sykes, 95

T
 *Francis Tartaron, Jr., 58
Andrew Taylor, 09
 Kyle Taylor, 87

Dan Tehan, 28
 *R. Edward Tepe, 61
 R. Edward Tepe, 30
 William Tepe, 36
 Matt Terpening, 98
 John Tetens, 43
 Richard Thies, 70
 *Jack Thobe, 62
 *Brian Thornton, 06
 *Stephen Thomas, 66
 J.W. Thumann, Sr., 42
 Ray Tomlin, 57
 *John Tracy, 32
 Aaron Turner, 00
 Nate Turner, 98

V
 Kevin Varda, 98
 James Vaughan, 42
 William Veith, 57
 *Joseph Viviano, 59
 *Louis Vonderbrink, 56

W
 Archie Walker, 80
 *Jamal Walker, 91
 Keith Walker, 80
 *Tyrice Walker, 94
 John Walter, 56
 Lou Walther, 49
 Jack Wambach, 67
 Conny Warren, Jr., 73
 Kevin Waymire, 07
 Nicholas Weiler, 40
 Richard Weiskittel, 24
 Gerald Wessels, 59
 David West, 03
 Garry Whitfield, 77
 *Jacob Wiener, 26
 John Wiethe, 34
 Bernard Wilhelm, 32
 Clifford Wilke, 51
 Aaron Williams, 93
 Bryan Williams, 67
 *Darnell Williams, 00
 Jaison Williams, 02
 John Williams, 28
 Kelly Williamson, 87
 Charles Willis, 74
 *Dwayne Wilson, 93
 Mark Wilson, 76
 Walter Winston, 91
 Andrew Witte, 82
 Johnny Wolf, 07
 Marty Wolf, 79
 *Steve Wolf, 83


Y
 Dave Young, 02

Z
 *John Zeides, 69
 Anthony Zych, 69


The asterisk designation before a name indicates that particular player was a captain or co-captain for the Musketeers. The number indicates the last season that the player earned a letter at Xavier.



James Posey played for the gold-medal winning Team USA at the 1998 Goodwill Games at Madison Square Garden in New York City. He is seen here at the gold medal ceremony with Calvin Booth and Elton Brand.
(Keith Krebs/P.O.V. Image Service)



Michael Hawkins was a key member of Team USA in 1998 and 1999. Hawkins is the first XU player to play more than one year for USA Basketball.
(Thomas A. Chrisohoidis Ltd./USA Basketball)



Byron Larkin made the Team USA squad as the first alternate at both guard positions for the 1987 Pan Am Games. Former Xavier teammate Tyrone Hill won a gold medal at the 1987 Olympic Sports Festival.

Making An Impact Overseas

The Xavier basketball program has produced a long list of players that are playing (see more on page 49) or have played professionally overseas. There is a long list of former XU basketball players who are or have played professional basketball in other countries: C.J. Anderson, Torraye Braggs, Lenny Brown, Stanley Burrell, Reggie Butler, Justin Cage, Will Caudle, Lionel Chalmers, Brandon Cole, Justin Doellman, Josh Duncan, Erik Edwards, Kevin Frey, Michael Hawkins, Jeff Jenkins, Eddie Johnson, Byron Larkin, Drew Lavender, Gary Lumpkin, Marcus Mason, Jeff Massey, Walt McBride, Anthony Myles, B.J. Raymond, Romain Sato, Pete Sears, Larry Sykes, Brian Thornton, Jamal Walker, Tyrice Walker and Darnell Williams.



Anthony Myles, seen here with Duke's Luol Deng in the 2004 NCAA Atlanta Regional Final, played a few years in China and is now playing in Europe.



Romain Sato has been playing in Italy and has been on two championship teams. Montepaschi Siena is again listed as a team to beat in the top Italian pro league.



Xavier graduate Brian Grant, who played 13 seasons in the NBA, was the most recent Musketeer selected in the NBA draft lottery.

XAVIER PLAYERS IN THE NBA DRAFT

Year	Player	Team	Round	Pick
1949	Malcolm McMullen	Baltimore	—	—
1952	Gene Smith	Minneapolis	—	—
1953	Huck Budde	Minneapolis	Ninth	—
1954	Bob Heim	Baltimore	Sixth	—
1956	Dave Piontek	Rochester	Third	—
1957	Jim Boothe	Cincinnati	12th	—
1958	Frank Tartaron	Cincinnati	11th	—
1959	Hank Stein	St. Louis	Third	—
	Joe Viviano	Cincinnati	Tenth	—
1962	Jack Thobe	Cincinnati	Fourth	33
	Bill Kirvin	Philadelphia	Eighth	70
	Frank Pinchback	Cincinnati	11th	95
1964	Joe Geiger	Cincinnati	Eighth	—
	Bob Pelkington	Philadelphia	Eighth	—
1966	Bryan Williams	St. Louis	Eighth	—
1968	Bob Quick	Baltimore	Second	18
1969	Luther Rackley	Cincinnati	Third	37
1973	Bob Fullarton	Buffalo	Ninth	140
	Conny Warren	Philadelphia	12th	175
1979	Nick Daniels	Kansas City	Seventh	145
1983	Tony Hicks	Milwaukee	Seventh	157
	Jon Hanley	Cleveland	Tenth	208
1984	Vic Fleming	Portland	Second	26
	Jeff Jenkins	Seattle	Fourth	83
	John Shimko	Cleveland	Ninth	187
	Dexter Bailey	Denver	Tenth	215
1990	Tyrone Hill	Golden State	First	11*
	Derek Strong	Philadelphia	Second	47
1994	Brian Grant	Sacramento	First	8*
1998	Torrave Braggs	Utah	Second	57
1999	James Posey	Denver	First	18
2003	David West	New Orleans	First	18
2004	Lionel Chalmers	L.A. Clippers	Second	33
	David Young	Seattle	Second	41
	Romain Sato	San Antonio	Second	52
2009	Derrick Brown	Charlotte	Second	40

* – Lottery Pick

FORMER XAVIER PLAYERS IN THE NBA

Torrave Braggs

Houston (2003-06)
Two seasons

Derrick Brown

Charlotte (1st Season in 2009-10)

Lionel Chalmers

L.A. Clippers (2004-05)
Minnesota (2005-06)
Atlanta (2006-07)
Three seasons

Brian Grant

NBA All-Rookie (1994-95)

Sacramento (1994-97)
Portland (1997-2000)
Miami (2000-04)
L.A. Lakers (2004-05)
Phoenix (2005-06)
Boston (2006-2007)
13 seasons

Michael Hawkins

Boston (1996-97)
Sacramento (1998-99)
Charlotte (1999-2000)
Cleveland (2000-01)
Four seasons

Tyrone Hill

NBA All-Star (1994-95)

Golden State (1990-93)
Cleveland (1993-97)
Milwaukee (1997-99)
Philadelphia (1999-2001)
Cleveland (2001-03)
Philadelphia (2002-03)
Miami (2003-04)
14 seasons

Stan Kimbrough

Detroit (1989-90)
Sacramento (1992-93)
Two seasons

Malcolm McMullen

Indianapolis (1949-51)
Two seasons

Dave Piontek

Rochester (1956-57)
Cincinnati (1957-59)
St. Louis (1959-61)
Chicago (1961-62)
Cincinnati (1962-63)
Seven seasons

James Posey

NBA All-Rookie (1999-00)

Denver (1999-2002)
Houston (2002-03)
Memphis (2003-05)
Miami (2005-2007)
Boston (2007-2008)
New Orleans (2008-present)
10+ seasons

Bob Quick

Baltimore (1968-70)
Detroit (1969-72)
Four seasons

Luther Rackley

Cincinnati (1969-70)
Cleveland (1970-72)
N.Y. Knicks (1971-73)
Philadelphia (1973-74)
Five seasons

Romain Sato

San Antonio (2004-05)
One Season

Derek Strong

Washington (1991-92)
Milwaukee (1992-94)
Boston (1994-95)
L.A. Lakers (1995-96)
Orlando (1996-2000)
L.A. Clippers (2000-01)
10 seasons

Larry Sykes

Boston (1995-96)
One season

David West

NBA All-Star (2008 & 2009)
New Orleans (2003-present)
Six+ seasons

Aaron Williams

Utah (1993-94)
Milwaukee (1994-95)
Denver (1996-97)
Vancouver (1996-97)
Seattle (1997-99)
Washington (1999-2000)
New Jersey (2000-04)
Toronto (2004-05)
New Orleans (2005-06)
L.A. Clippers (2006-pres.)
14 seasons

David Young

Seattle (2004-05)
One Season



Tyrone Hill was the first Xavier graduate to get drafted in the NBA draft lottery, taken by Golden State with the 11th overall pick in the 1990 draft.

2009 NATIONAL POLLS

ASSOCIATED PRESS FINAL POLL (3-16-09)

Rk	Team	Record	Pts.	Pvs.
1.	Louisville (45)	28-5	1,740	5
2.	North Carolina (11)	28-4	1,654	1
3.	Memphis (11)	31-3	1,621	4
4.	Pittsburgh (3)	28-4	1,585	2
5.	Connecticut (1)	27-4	1,519	3
6.	Duke	28-6	1,444	9
7.	Oklahoma	27-5	1,281	6
8.	Michigan State	26-6	1,257	7
9.	Missouri	28-6	1,131	14
10.	Gonzaga	26-5	1,060	12
11.	Villanova	26-7	1,049	10
12.	Wake Forest	24-6	997	8
13.	Syracuse	26-9	903	18
14.	Kansas	25-7	874	11
15.	Washington	25-8	751	13
16.	Florida State	25-9	667	22
17.	Purdue	25-9	643	24
18.	UCLA	25-8	491	15
19.	Arizona State	24-9	381	23
20.	Xavier	25-7	351	19
21.	LSU	26-7	292	20
22.	Butler	26-5	284	16
23.	Marquette	24-9	277	21
24.	Clemson	23-8	264	17
25.	Utah	24-9	150	RV


ESPN/USA TODAY COACHES POLL (4-7-09) ^

Rk	Team	Record	Pts.	Pvs.
1.	North Carolina (31)	34-4	775	3
2.	Michigan State	31-7	743	7
3.	Connecticut	31-5	705	6
4.	Villanova	30-8	669	12
5.	Louisville	31-6	646	1
6.	Pittsburgh	31-5	630	4
7.	Oklahoma	30-6	575	8
8.	Missouri	31-7	563	9
9.	Memphis	33-4	522	2
10.	Kansas	27-8	481	13
11.	Duke	30-7	459	5
12.	Syracuse	28-10	405	15
13.	Gonzaga	28-6	393	10
14.	Purdue	27-10	362	18
15.	Xavier	27-8	361	22
16.	Washington	26-9	260	14
17.	LSU	27-8	233	20
18.	UCLA	26-9	204	17
19.	Arizona State	25-10	200	19
20.	Wake Forest	24-7	170	11
21.	Marquette	25-10	160	24
22.	Florida State	25-10	130	16
23.	Texas	23-12	71	34
24.	Arizona	21-14	60	-
25.	Butler	26-6	47	23

RV - receiving votes ^ post-NCAA Tournament poll

A REGULAR IN THE MAJOR POLLS

Xavier has become a regular in the major national polls, including a ranking of 15th in the 2009 Final ESPN/USA Today Coaches Poll (post-NCAA Tournament seen to the left) and 20th in final 2009 Associated Press Poll. The year before, in 2008, XU recorded a school-record eighth in the 2008 Final ESPN/USA Today Coaches Poll (post-NCAA Tournament seen to the right) and a school-record 12th in final Associated Press Poll in 2008 and 2003. The 2003 season was the senior year for 2003 National Player of the Year **David West**.



Derrick Brown, along with fellow 2009 Xavier graduates B.J. Raymond and C.J. Anderson, led Xavier to the 2009 NCAA Tournament Sweet 16 and a ranking of 20th in the final Associated Press Poll and 15th in the post-tournament final ESPN/USA Today Poll.

2008 NATIONAL POLLS

ASSOCIATED PRESS FINAL POLL (3-17-08)

Rk	Team	Record	Pts.	Pvs.
1.	North Carolina (53)	32-2	1,779	1
2.	Memphis (13)	33-1	1,710	2
3.	UCLA (5)	31-3	1,674	3
4.	Kansas (1)	31-3	1,596	5
5.	Tennessee	29-4	1,449	4
6.	Wisconsin	29-4	1,412	8
7.	Texas	28-6	1,390	6
8.	Georgetown	27-5	1,271	9
9.	Duke	27-5	1,223	7
10.	Stanford	26-7	1,122	11
11.	Butler	29-3	1,004	12
12.	Xavier *	27-6	957	10
13.	Louisville	24-8	894	13
14.	Drake	28-4	794	16
15.	Notre Dame	24-7	672	14
16.	Connecticut	24-8	670	15
17.	Pittsburgh	26-9	586	RV
18.	Michigan State	25-8	523	19
19.	Vanderbilt	26-7	493	18
20.	Purdue	24-8	418	17
21.	Washington State	24-8	377	21
22.	Clemson	24-9	364	RV
23.	Davidson	26-6	253	23
24.	Gonzaga	25-7	232	20
25.	Marquette	24-9	174	25

ESPN/USA TODAY COACHES POLL (4-8-08) ^

Rk	Team	Record	Pts.	Pvs.
1.	Kansas (31)	37-3	775	4
2.	Memphis	38-2	744	3
3.	North Carolina	36-3	708	1
4.	UCLA	35-4	687	2
5.	Texas	31-7	631	7
6.	Louisville	27-9	602	13
7.	Tennessee	31-5	554	6
8.	Xavier +	30-7	543	12
9.	Davidson	29-7	512	23
10.	Wisconsin	31-5	499	5
11.	Stanford	28-8	474	11
12.	Georgetown	28-6	395	8
13.	Michigan State	27-9	359	20
14.	Butler	30-4	339	10
15.	Washington State	26-9	328	21
16.	Duke	28-6	312	9
17.	West Virginia	26-11	197	RV
18.	Pittsburgh	27-10	194	19
19.	Notre Dame	25-8	180	15
20.	Purdue	25-9	164	18
21.	Marquette	25-10	153	T-24
22.	Western Kentucky	29-7	139	RV
23.	Drake	28-5	117	14
24.	Villanova	22-13	110	-
25.	Vanderbilt	26-8	70	16

^ post-NCAA Tournament poll

RV - receiving votes * Ties School Record for Final AP Poll

+ Breaks school record for the Final USA Today/ESPN Poll



Josh Duncan and fellow seniors Drew Lavender and Stanley Burrell led Xavier to the 2008 NCAA Tournament Elite Eight, a school-record tying ranking of 12th in the final Associated Press Poll and a school-record eighth in the post-tournament final ESPN/USA Today Poll.

STREAKING IN THE MAJOR POLLS

The Musketeers made the Associated Press top 25 in each of the final 17 polls in 2008-09, including number 20 in the final poll. XU also made the ESPN/USA Today top 25 in each of the last 17 polls, including number 15 in the final post-NCAA tournament poll.

Xavier tied the school record this past season for highest regular season ranking in the Associated Press Poll when it climbed to number seven the week of December 15, 2008. That same week XU broke the school record for highest regular season ranking in the ESPN/USA Today Poll when the Musketeers were tied for seventh.

Xavier was ranked in at least one of the two polls every week from December 2, 1996 until March 8, 1998. Xavier spent a school-record 28 straight polls in the AP Poll (beginning 12-2-96) before being left out of the February 8, 1998 poll. XU reached as high as seventh in the December 7, 1997 AP poll. Xavier's run in the ESPN/USA Today Poll began December 8, 1996 and ended in the March 8, 1998 poll.

BACK IN THE TOP 20

Xavier cracked the Associated Press Top 20 in 1988 for the first time in 30 years. After winning 11 straight games, the 22-3 Musketeers were back in the AP Top 20 on Mon., Feb. 29, 1988. XU had not been ranked in the Top 20 in the AP or UPI poll since December of 1958.

The Musketeers went on to win a then-school record 15 straight games in 1988. They took a 26-3 record into the 1988 NCAA Tournament, finishing number 18 in the final Associated Press Top 20 Poll.



Lionel Chalmers and fellow seniors Romain Sato and Anthony Myles led Xavier to the 2004 NCAA Tournament Elite Eight and a ranking of 12th in the post-tournament final ESPN/USA Today Poll.

2003 FINAL AP POLL (3-17-03)

1.	Kentucky (70)	29-3	1,774
2.	Arizona (1)	25-3	1,686
3.	Oklahoma	24-6	1,589
4.	Pittsburgh	26-4	1,539
5.	Texas	22-6	1,498
6.	Kansas	25-7	1,450
7.	Duke	24-6	1,224
8.	Wake Forest	24-5	1,160
9.	Marquette	23-5	1,147
10.	Florida	24-7	1,141
11.	Illinois	24-6	1,101
12.	Xavier *	25-5	1,006
13.	Syracuse	24-5	968
14.	Louisville	24-6	826
15.	Creighton	29-4	605
16.	Dayton	25-5	584
17.	Maryland	19-9	580
18.	Stanford	23-8	539
19.	Memphis	23-6	468
20.	Mississippi State	21-9	372
21.	Wisconsin	22-7	369
22.	Notre Dame	22-9	313
23.	Connecticut	21-9	225
24.	Missouri	21-10	199
25.	Georgia	19-8	141

* School record (later tied in 2008)

1988 FINAL AP POLL

1. Temple
2. Arizona
3. Purdue
4. Oklahoma
5. Duke
6. Kentucky
7. North Carolina
8. Pittsburgh
9. Syracuse
10. Michigan
11. Bradley
12. Nevada-Las Vegas
13. Wyoming
14. North Carolina St.
15. Loyola Marymount
16. Illinois
17. Iowa
18. **Xavier ^**
19. Brigham Young
20. Kansas State

^ XU's first appearance in final AP Poll.

POSTSEASON TOURNAMENT TRADITION

Xavier basketball history is filled with many memorable postseason moments, including 23 appearances in post-season play (NCAA or NIT) over the last 27 years, including 19 NCAA Tournaments in 27 seasons.

In 2009, Xavier made its fourth straight NCAA Tournament appearance and its eighth NCAA Tournament appearance in the last nine years, including the 2009 Sweet 16, the 2008 and 2004 Elite Eight runs and the NCAA Second Round in 2007, 2003 and 2002.

Xavier reached at least the NCAA Tournament Sweet 16 for the second straight year in 2009. Only seven teams reached the Sweet 16 in each of the past two seasons: Xavier, North Carolina, Kansas, Louisville, Michigan State, Memphis and Villanova.

TOP SEEDS EVER

Xavier's number three seed in the 2008 NCAA Tournament equalled the highest in school history. Xavier was a three seed in the 2002-03 season, which was the senior year for 2003 National Player of the Year **David West** (now a two-time NBA All-Star with the New Orleans Hornets). The 2008 team made the Elite Eight while the 2003 team made the NCAA Tournament Second Round.

NCAA TOURNAMENT SUCCESS

Xavier has enjoyed some recent success in postseason tournament play, including the impressive 2004 and 2008 NCAA Tournament Elite Eight runs and 2009's Sweet 16 appearance, and winning its way to the second round of the 2002, 2003 and 2007 NCAA Tournaments.

Xavier made its 20th all-time appearance in the NCAA Tournament in 2009, including 10 at-large berths (2009, 2008, 2007, 2003, 2001, 1997, 1995, 1993, 1990 and 1961), six automatic berths through the MCC (1991, 1989, 1988, 1987, 1986 and 1983) and four automatic berths through the Atlantic 10 (2006, 2004, 2002 and 1998).

Xavier, 17-20 all-time in the NCAA Tournament, was 1-6 in NCAA play prior to 1990 but is 16-14 from 1990-present. Xavier has advanced to at least the second round in 10 of its last 14 NCAA Tournament appearances, including the Elite Eight appearances in 2008 and in 2004 and the

Sweet 16 in 2009 and 1990. The two prior to 1990 when Xavier didn't advance to the second round, 1988 and 1989, XU lost to the eventual National Champions in the first round, Kansas and Michigan, respectively.

ELITE STATUS IN 2004 AND 2008

It became known to Xavier fans as "The Run" in 2004. Xavier swept through the Atlantic 10 Tournament for a historic four wins in four days, including an 87-67 demolition of previously unbeaten and No. 1 Saint Joseph's in the second round.

No. 7 Seed Xavier trailed No. 10 Seed Louisville 42-31 at halftime in the 2004 NCAA First Round, but dominated the second half on both ends of the court to record an 80-70 victory, outscoring Louisville 49-28 after intermission. XU dispatched of No. 2 Seed Mississippi State 89-74 behind 31 points from senior **Lionel Chalmers** in the second round, earning its first spot in the Sweet 16 since 1990.

This time Xavier was determined to make it past the Sweet 16 round. XU beat No. 3 Seed Texas 79-71 in the Regional Semifinals in Atlanta, Ga., behind 27 points from senior **Romain Sato**. Xavier drew No. 1 Seed Duke in the Regional Final. The Musketeers led 30-28 at halftime and led for most of the second half thanks in great part to a dominating effort from senior big man **Anthony Myles**, who scored 16 points and grabbed 10 rebounds. XU led 44-41 with 12:27 left when Myles fouled out after logging 23 minutes.

Appropriately, seniors Lionel Chalmers, Romain Sato and Anthony Myles all earned spots on the five-member NCAA Atlanta Regional All-Tournament Team.

Xavier made another magical run in 2008. Musketeer senior **Josh Duncan** earned a spot on the five-member 2008 NCAA West Region All-Tournament Team as he led Xavier to wins over Georgia, Purdue and an overtime thriller over West Virginia on the way to a second NCAA Elite Eight appearance in five years. Duncan, who scored a team-high 18.3 ppg. during the NCAA Tournament, earned CBS/Chevrolet Game MVP honors for each of Xavier's three 2008 NCAA Tournament wins, including a career-high 26 points in the win over West Virginia. **B.J. Raymond's** overtime three-pointers will go down as some of the biggest moments in Xavier hoops history.

THE FIRST SWEET SEASON

Xavier was in the national spotlight in the 1989-90 season. There was another MCC Championship and NCAA Tournament berth. The best was yet to come.

Xavier, which earned an NCAA Tournament seeding of sixth in the Midwest Region, returned to a familiar and friendly site for its NCAA action. XU returned to the Indiana Hoosier Dome, the same place where XU had grabbed national headlines in the 1987 NCAA Tourney. XU upset 14th-ranked Missouri, 70-69, in the first round of the 1987 NCAA Tournament.

Xavier's 1990 roster had six current or future 1,000 point-scorers, including **Tyrone Hill, Derek Strong, Aaron Williams, Jamie Gladden, Michael Davenport and Jamal Walker**. Hill, Strong and Williams went on to the NBA. Hill and Strong combined for 46 points and 25 rebounds as XU advanced to the second round with an 87-79 win over the Big Eight's Kansas State.

The win over Kansas State put XU against Georgetown in the second round on CBS. Xavier jumped out to a 16-point halftime lead, 42-26, and held on for a thrilling 74-71 win over Alonzo Mourning, Dikembe Mutombo and the rest of the Hoyas. Strong had 19 points and 12 rebounds and Walker added 15 points and nine assists. The win advanced Xavier to the NCAA Tournament Sweet 16 for the first time ever.

XAVIER'S NATIONAL CHAMPIONS

Xavier celebrated the 50th anniversary of the 1958 National Invitation Tournament Championship last season. Xavier won the title with a 78-74 overtime victory over highly-favored Dayton at Madison Square Garden in New York City on March 22, 1958. The championship, which marked the first major basketball national championship by any Ohio college or university, came at a time when the NIT was equal to or, according to many experts, more prestigious than the NCAA Tournament.

FIRST POSTSEASON ACTION

One of the first times that Xavier stepped into the national spotlight in basketball was 60 years ago in the 1948 N.A.I.B. (National Association of Intercollegiate Basketball) Tournament. The Musketeers made the appearance count with a fourth place finish.

Game 1: XU vs. Morehead State, NCAA Midwest Regional First Round, Tuesday, March 14, 1961 at Ky. State Fairgrounds (Louisville, Ky.)
Xavier (66) - Ron Nicolai 2-7 1-3 5, Leo McDermott 6-19 3-6 15, Jack Thobe 9-16 1-3 19, Bill Kirvin 7-18 0-2 14, Jim Enright 5-13 0-1 10, Ed Tepe 1-2 1-1 3,
Totals: 30-75 6-16 66

Morehead State (71) - John Gibson 2-5 1-3 5, Norm Pokley 3-7 2-5 8, Ed Noe 8-16 5-7 21, Hecky Thompson 3-13 10-12 16, Granny Williams 9-23 3-8 21, Arthur Cole 0-3 0-0 0, **Totals: 25-67 21-35 71**
Halftime - Xavier 33, Morehead State 33, Fouled Out - Nicolai, Rebounds - Xavier 50 (McDermott 12, Nicolai 9), Morehead State 57 (Noe 15, Pokley 11), Floor Errors - Xavier 9, Morehead State 9, Total Fouls - Xavier 21, Morehead State 11, Technical Fouls - None, A - 7,300

Game 2: XU vs. Alcorn State, NCAA Midwest Regional Opening Round, Tuesday, March 15, 1983 at University of Dayton Arena (Dayton, Ohio)
Alcorn State (81) - Aaron Brandon 6-13 4-5 16, David Claybon 0-4 1-2 1, Tommy Collier 6-9 3-7 15, Michael Phelps 6-9 6-7 18, Eddie Archie 5-11 6-8 16, Davey Whitney 4-5 0-1 8, Maurice Browner 0-0 0-0 0, David Williams 0-1 3-4 3, David Palmer 1-3 2-2 4, Timothy Pollard 0-0 0-0 0, **Totals: 28-55 25-36 81**

Xavier (75) - Dexter Bailey 3-9 4-6 10, John Shimko 1-1 0-0 2, Eddie Johnson 3-5 1-2 7, Victor Fleming 8-10 0-0 16, Anthony Hicks 6-10 2-4 14, Jeff Jenkins 4-7 5-7 13, Steve Wolf 4-6 0-0 8, Richard Harris 1-1 0-0 2, Ralph Lee 0-1 3-4 3, **Totals: 30-50 15-23 75**
Halftime - Alcorn State 40, Xavier 32, Fouled Out - Johnson, Lee, Palmer, Rebounds - Alcorn State 27 (Collier 10, Brandon 4, Palmer 4), Xavier 33 (Johnson 11, Bailey 5), Assists - Alcorn State 14 (Brandon 4, Archie 4), Xavier 18 (Lee 6, Hicks 5), Turnovers - Alcorn State 20, Xavier 30, Total Fouls - Alcorn State 21, Xavier 26, Technical Fouls - Xavier Bench, A - 7,471

Game 3: Xavier (#12 seed) vs. Alabama (#5 seed), 1986 NCAA Southeast Regional First Round, Friday, March 14, 1986 at Charlotte Coliseum (Charlotte, N.C.)

Xavier (80) - Richie Harris 11-19 2-3 24, Walt McBride 4-8 0-0 8, Eddie Johnson 7-12 1-3 15, Ralph Lee 0-4 2-2 2, Byron Larkin 10-26 3-5 23, Joe Bowman 0-0 0-0 0, Kelly Williamson 1-1 0-0 2, Leroy Greenidge 1-4 0-0 2, Mike Ramey 1-1 0-0 2, John Kelley 0-0 0-0 0, Dexter Campbell 0-0 0-0 0, Andy Donnelly 1-2 0-0 2, **Totals: 36-77 8-13 80**

Alabama (97) - Jim Farmer 10-15 4-5 24, Buck Johnson 11-16 0-2 22, Derrick McKey 7-8 2-2 16, Mark Gottfried 3-6 0-0 6, Terry Coner 5-8 4-4 14, Gary White 0-0 0-0 0, James Jackson 1-2 1-2 3, Craig Dudley 1-1 0-0 2, Michael Anasley 5-8 0-0 10, **Totals: 43-64 11-15 97**

Halftime - Alabama 39, Xavier 33, Fouled Out - None, Rebounds - Xavier 36 (Harris 11, Johnson 9), Alabama 32 (Anasley 9, Farmer 7, Johnson 7), Assists - Xavier 15 (Lee 9, McBride 1, Larkin 1, Greenidge 1, Ramey 1, Kelley 1, Campbell 1), Alabama 19 (Coner 9, McKey 4), Turnovers - Xavier 14, Alabama 14, Total Fouls - Xavier 15, Alabama 15, Technical Fouls - None, A - 10,385

***Game 4: Xavier (#13 seed) vs. Missouri (#4 seed), 1987 NCAA Midwest Regional First Round, Thursday, March 12, 1987 at Hoosier Dome (Indianapolis, Ind.)**


***First collegiate basketball game played in the Hoosier Dome**

Xavier (70) - Kyle Taylor 1-3 1-2 3, Dexter Campbell 3-4 7-8 13, Tyrone Hill 3-6 0-0 6, Stan Kimbrough 6-14 1-3 14, Byron Larkin 6-20 16-20 29, J.D. Barnett 2-7 1-2 5, Bob Koester 0-0 0-0 0, **Totals: 21-54 26-35 70**
Missouri (69) - Derrick Chievous 6-11 4-6 16, Mike Sandbothe 3-6 2-3 8, Gary Leonard 1-2 0-0 2, Lee Coward 2-8 2-2 6, Lynn Hardy 9-22 0-0 21, Greg Church 3-3 2-3 8, Nathan Buntin 4-7 0-0 8, Bradd Sutton 0-0 0-0 0, Devon Rolf 0-0 0-0 0, Michael Ingram 0-0 0-0 0, **Totals: 28-59 10-14 69**

Halftime - Xavier 36, Missouri 32, Fouled Out - Sandbothe, Coward, Church, Rebounds - Xavier 44 (Hill 13, Larkin 10), Missouri 29 (Chievous 9, Church 6), Assists - Xavier 10 (Larkin 4, Barnett 3), Missouri 14 (Sandbothe 5, Coward 3), Turnovers - Xavier 14, Missouri 12, 3-Point FG - Xavier 2-9 (Taylor 0-2, Kimbrough 1-4, Larkin 1-3), Missouri 3-14 (Coward 0-4, Hardy 3-10), Total Fouls - Xavier 16, Missouri 24, Technical Fouls - None, A - 25,562

Game 5: Xavier (#13 seed) vs. Duke (#5 seed), 1987 NCAA Midwest Regional Second Round, Saturday, March 14, 1987 at Hoosier Dome (Indianapolis, Ind.)

Xavier (60) - Kyle Taylor 3-6 0-1 8, Dexter Campbell 4-6 2-2 10, Tyrone Hill 3-5 3-4 9, Stan Kimbrough 5-12 2-2 13, Byron Larkin 7-12 2-2 18, J.D. Barnett 1-4 0-0 2, Bob Koester 0-0 0-0 0, **Totals: 23-45 9-11 60**



Byron Larkin led Xavier to its first-ever NCAA Tournament win with a 1987 victory over Missouri.

Duke (65) - Danny Ferry 4-7 0-0 8, Billy King 1-3 3-7 5, John Smith 3-5 0-0 6, Tommy Amaker 8-12 2-2 20, Kevin Strickland 2-13 6-7 12, Martin Nessley 0-0 0-0 0, Robert Brickley 6-8 0-0 12, Quinn Snyder 0-0 0-0 0, Alaa Abdelnaby 1-2 0-0 2, **Totals: 25-50 11-16 65**
Halftime - Duke 36, Xavier 32, Fouled Out - Kimbrough, Re-bounds - Xavier 26 (Campbell 6, Hill 6), Duke 25 (Strickland 9, Ferry 5), Assists - Xavier 12 (Taylor 6, Kimbrough 3, Larkin 3), Duke 15 (Strickland 9, King 4), Turnovers - Xavier 17, Duke 10, 3-Point FG - Xavier 5-8 (Taylor 2-4, Kimbrough 1-2, Larkin 2-2), Duke 4-14 (Ferry 0-1, Amaker 2-4, Strickland 2-9), Total Fouls - Xavier 19, Duke 16, Technical Fouls - None, A - 34,183

Game 6: Xavier (#11 seed) vs. Kansas (#6 seed), 1988 NCAA Midwest Regional First Round, Friday, March 18, 1988 at Devaney Center (Lincoln, Neb.)

Xavier (72) - J.D. Barnett 2-6 0-0 5, Tyrone Hill 1-5 2-4 4, Derek Strong 4-5 6-6 14, Byron Larkin 6-18 4-10 16, Stan Kimbrough 5-13 6-7 18, Jamal Walker 3-10 1-2 7, John Kennedy 0-1 0-0 0, Michael Davenport 0-0 0-0 0, Jerry Butler 1-2 0-0 2, Mike Ramey 0-0 0-0 0, Colin Parker 0-2 0-0 0, Dexter Campbell 2-2 2-3 6, Bob Koester 0-0 0-0 0, **Totals: 24-64 21-32 72**

Kansas (85) - Chris Piper 2-3 5-7 9, Milt Newton 9-14 3-4 21, Danny Manning 8-14 8-9 24, Kevin Pritchard 2-5 4-5 8, Jeff Gueldner 3-4 1-2 8, Clint Normore 0-3 0-1 0, Scooter Barry 1-2 3-4 5, Lincoln Minor 0-1 0-0 0, Mike Maddox 2-4 0-0 4, Keith Harris 2-3 2-2 6, Marvin Mattox 0-0 0-0 0, **Totals: 29-53 26-34 85**

Halftime - Kansas 48, Xavier 29, Fouled Out - Hill, Larkin, Walker, Rebounds - Xavier 30 (Strong 10, Hill 4), Kansas 50 (Newton 12, Manning 12), Assists - Xavier 13 (Kimbrough 4, Larkin 3, Walker 3), Kansas 22 (Piper 7, Barry 5), Turnovers - Xavier 16, Kansas 30, 3-Point FG - Xavier 3-14 (Barnett 1-3, Larkin 0-3, Kimbrough 2-6, Walker 0-2), Kansas 1-5 (Newton 0-2, Gueldner 1-1, Normore 0-2), Total Fouls - Xavier 32, Kansas 23, Technical Fouls - None, A - 14,425

Game 7: Xavier (#14 seed) vs. Michigan (#3 seed), 1989 NCAA Southeast Regional First Round, Friday, March 17, 1989 at The Omni (Atlanta, Ga.)

Xavier (87) - Colin Parker 0-1 0-0 0, Tyrone Hill 7-12 7-7 21, Derek Strong 8-12 2-3 18, Stan Kimbrough 5-16 1-2 13, Michael Davenport 6-13 3-4 15, Jamal Walker 6-9 3-5 16, Dave Minor 2-2 0-0 4, Sydney Raeford 0-0 0-0 0, **Totals: 34-65 16-21 87**

Michigan (92) - Glen Rice 9-22 0-0 23, Terry Mills 8-12 2-2 18, Loy Vaught 2-4 0-0 4, Mike Griffin 0-0 0-0 0, Rumeal Robinson 8-13 6-9 23, Mark Hughes 4-5 0-1 8, Sean Higgins 3-6 1-1 7, Demetrius Calip 3-5 3-3 9, **Totals: 37-67 12-16 92**

Halftime - Xavier 45, Michigan 42, Fouled Out - None, Rebounds - Xavier 30 (Strong 10, Hill 6), Michigan 33 (Hughes 10, Mills 6), Assists - Xavier 21 (Walker 9, Kimbrough 6), Michigan 18 (Robinson 8, Mills 5), Turnovers - Xavier 19, Michigan 17, 3-Point FG - Xavier 3-9 (Kimbrough 2-4, Davenport 0-4, Walker 1-1), Michigan 6-12 (Rice 5-9, Robinson 1-2, Higgins 0-1), Total Fouls - Xavier 19, Michigan 21, Technical Fouls - None, A - 12,349



Derek Strong helped lead Xavier over Kansas State in the 1990 NCAA first round and Georgetown in the second round.

Game 8: Xavier (#6 seed) vs. Kansas State (#11 seed), 1990 NCAA Midwest Regional First Round, Friday, March 16 at Indiana Hoosier Dome (Indianapolis, Ind.)

Kansas State (79) - Askia Jones 6-13 0-2 13, Lance Simmons 2-5 0-0 4, Tony Massop 1-5 0-0 2, Steve Henson 11-19 7-7 35, Jean Derouillere 4-13 4-7 12, Jeff Wires 0-0 0-0 0, Jeff Malham 0-0 0-0 0, Keith Amerson 1-1 0-0 2, Nick Weigal 0-0 0-0 0, Patrick Sams 0-0 0-0 0, Reggie Britt 2-3 0-0 4, Billy Ray Smith 0-1 3-4 3, Wylie Howard 0-1 0-0 0, John Rettiger 1-2 2-4 4, **Totals: 28-63 16-24 79**

Xavier (87) - Maurice Brantley 2-3 4-4 8, Tyrone Hill 6-12 17-18 29, Derek Strong 4-10 9-11 17, Jamal Walker 5-11 0-1 11, Jamie Gladden 5-9 2-2 12, Michael Davenport 1-4 5-7 8, Aaron Williams 1-2 0-0 2, **Totals: 24-51 37-43 87**

Halftime - Xavier 42, Kansas State 32, Fouled Out - Simmons, Rettiger, Rebounds - Kansas State 27 (Massop 6, Derouillere 5), Xavier 40 (Hill 14, Strong 11), Assists - Kansas State 9 (Derouillere 5, Henson 2), Xavier 10 (Walker 6, Gladden 1, Brantley 1, Strong 1, Davenport 1), Turnovers - Kansas State 6, Xavier 10, 3-Point FG - Kansas State 7-14 (Jones 1-1, Henson 6-11, Derouillere 0-1, Howard 0-1), Xavier 2-6 (Walker 1-3, Gladden 0-1, Davenport 1-2), Total Fouls - Kansas State 31, Xavier 19, Technical Fouls - None, A - 39,417

Game 9: Xavier (#6 seed) vs. Georgetown (#3 seed), 1990 NCAA Midwest Regional Second Round, Sunday, March 18 at Indiana Hoosier Dome (Indianapolis, Ind.)

Xavier (74) - Maurice Brantley 3-4 0-1 7, Tyrone Hill 5-9 3-3 13, Derek Strong 5-12 9-10 19, Jamal Walker 4-13 7-8 15, Jamie Gladden 6-10 1-2 13, Michael Davenport 2-6 0-0 5, Colin Parker 0-0 0-0 0, Dwayne Wilson 0-0 0-0 0, Aaron Williams 1-3 0-1 2, **Totals: 26-57 20-25 74**

Georgetown (71) - Anthony Allen 0-2 0-0 0, Alonzo Mourning 5-8 5-7 15, Dikembe Mutombo 4-7 1-3 9, Dwayne Bryant 3-9 0-0 6, Mark Tillmon 6-17 3-4 16, David Edwards 7-13 1-5 19, Michael Tate 1-2 0-0 2, Antoine Stoudamire 0-3 0-0 0, Sam Jefferson 2-4 0-1 4, **Totals: 28-65 10-20 71**

Halftime - Xavier 42, Georgetown 26, Fouled Out - Hill, Mourning, Rebounds - Xavier 40 (Strong 12, Hill 8), Georgetown 38 (Mutombo 12, Mourning 10), Assists - Xavier 15 (Walker 9, Davenport 2), Georgetown 10 (Bryant 3, Edwards 2, Stoudamire 2), Turnovers - Xavier 20, Georgetown 14, 3-Point FG - Xavier 2-10 (Brantley 1-1, Walker 0-4, Gladden 0-1, Davenport 1-4), Georgetown 5-19 (Bryant 0-3, Tillmon 1-5, Edwards 4-8, Stoudamire 0-3), Total Fouls - Xavier 21, Georgetown 18, Technical Fouls - Bryant (GU), A - 37,842

Game 10: Xavier (#6 seed) vs. Texas (#10 seed), 1990 Midwest Regional Semifinal, Thursday, March 22, 1990 at Reunion Arena (Dallas, Texas)

Texas (102) - Lance Blanks 9-21 10-11 28, Locksley Collie 3-8 3-6 9, Guillermo Myers 1-2 1-2 3, Joey Wright 9-12 6-8 26, Travis Mays 9-21 11-12 32, Hank Dudek 2-3 0-0 4, Benford Williams 0-1 0-0 0, Courtney Jeans 0-0 0-0 0, George Muller 0-0 0-0 0, Gerrald Houston 0-0 0-0 0, Winn Shepard 0-0 0-0 0, **Totals: 33-68 31-39 102**

Xavier (89) - Maurice Brantley 5-6 2-3 12, Tyrone Hill 8-14 6-9 22, Derek Strong 11-17 5-5 27, Jamal Walker 6-14 2-2 14, Jamie Gladden 2-7 0-2 4, Aaron Williams 1-1 2-3 4, Michael Davenport 1-7 0-0 2, Colin Parker 1-2 0-0 2, Bob Koester 0-0 0-0 0, Jerry Butler 1-1 0-0 2, Dwayne Wilson 0-0 0-0 0, Mark Poynter 0-0 0-0 0, Dave Minor 0-0 0-0 0, **Totals: 36-69 17-24 89**

Halftime - Xavier 53, Texas 41, Fouled Out - Blanks, Strong, Rebounds - Texas 38 (Collie 16, Myers 7), Xavier 37 (Hill 15, Strong 14), Assists - Texas 8 (Blanks, Wright 3), Xavier 14 (Hill 5, Strong 4), Turnovers - Texas 10, Xavier 16, 3-Point FG - Texas 5-18 (Blanks 0-7, Wright 2-2, Mays 3-9), Xavier 0-9 (Hill 0-1, Walker 0-2, Davenport 0-5, Parker 0-1), Total Fouls - Texas 23, Xavier 28, Technical Fouls - None, A - 16,413

Game 11: Xavier (#14 seed) vs. Nebraska (#3 seed), 1991 NCAA Midwest Regional First Round, Thursday, March 14, 1991 at the Hubert H. Humphrey Metrodome (Minneapolis, Minn.)

Xavier (89) - Michael Davenport 5-13 4-4 17, Aaron Williams 0-1 4-4 4, Brian Grant 3-6 9-12 15, Jamal Walker, 5-9 7-11 18, Jamie Gladden 9-15 0-0 20, Maurice Brantley 2-3 2-4 6, Dwayne Wilson 2-2 1-2 5, Erik Edwards 1-1 0-0 2, Colin Parker 0-0 2-3 2, **Totals: 27-50 29-40 89**

Nebraska (84) - Tony Farmer 5-9 5-8 15, Beau Reid 2-12 2-4 6, Rich King 11-17 2-7 25, Keith Moody 1-3 0-0 2, Clifford Scales 4-5 3-4 12, Carl Hayes 7-12 1-3 15, Dapreis Owens 0-1 0-0 0, Eric Piatowski 3-10 1-1 9, **Totals: 33-69 14-27 84**

Halftime - Xavier 45, Nebraska 42; Fouled Out - Williams (XU), Farmer (UN); Rebounds - Xavier 30 (Grant 10, J.Walker 3, Gladden 3), Nebraska 41 (King 12, Reid 7); Assists - Xavier 14 (J.Walker 8, Gladden 3), Nebraska 17 (King 4, Moody 3, Scales 3); Turnovers - Xavier 15, Nebraska 18; 3-Pt FG - Xavier 6-14 (Dav-

enport 3-8, J.Walker 1-2, Gladden 2-3, Brantley 0-1), Nebraska 4-13 (Farmer 0-1, Reid 0-3, King 1-1, Scales 1-2, Piatowski 2-6); Total Fouls - Xavier 22, Nebraska 25; Technical Fouls - None; A - 25,348



Jamal Walker, seen here going up and under Georgetown's Alonzo Mourning in 1990, led XU to four NCAA Tournaments.

Game 12: Xavier (#14 seed) vs. Connecticut (#11 seed), 1991 Midwest Regional Second Round, Saturday, March 16, 1991 at the Hubert H. Humphrey Metrodome (Minneapolis, Minn.)

Xavier (50) - Maurice Brantley 3-8 0-1 6, Michael Davenport 3-13 0-0 8, Erik Edwards 1-1 0-0 2, Jamie Gladden 3-11 0-1 7, Brian Grant 5-10 6-7 16, Colin Parker 2-7 0-0 5, Mark Poynter 1-1 0-0 2, Jamal Walker 0-3 0-0 0, Tyrice Walker 1-2 0-0 2, Aaron Williams 0-1 0-0 0, Eric Knop 0-0 0-0 0, DeWaun Rose 1-1 0-0 2, Dwayne Wilson 0-0 0-0 0, Walt Winston 0-0 0-0 0, **Totals: 20-58 6-11 50**

Connecticut (66) - Scott Burrell 3-6 2-3 9, Toraino Walker 1-4 0-2 2, Rod Sellers 5-6 8-11 18, Steve Pikiell 1-1 0-2 3, Chris Smith 7-14, 5-6 20, John Gwynn 4-12 0-0 8, Dan Cyrulik 0-2 0-0 0, Lyman DePriest 3-4 0-0 6, Shawn Ellison 0-0 0-0 0, Gilad Katz 0-1 0-0 0, Marc Suhr 0-0 0-0 0, Oliver Macklin 0-0 0-0 0, **Totals: 24-50 15-24 66**

Halftime - Connecticut 36, Xavier 24; Fouled Out - Brantley (XU); Rebounds - Xavier 37 (Grant 12, Brantley 5), Connecticut 34 (Burrell 8, Sellers 7); Assists - Xavier 11 (Brantley 4, Davenport 3), Connecticut 10 (Smith 3, Burrell 2, Walker 2); Turnovers - Xavier 21, Connecticut 16; 3-Pt FG - Xavier 4-18 (Brantley 0-1, Davenport 2-9, Gladden 1-6, Parker 1-2), Connecticut

3-11 (Burrell 1-4, S.Pikiell 1-2, Smith 1-3, Gwynn 0-1, Katz 0-1); Total Fouls - Xavier 19, Connecticut 13; Technical Fouls - None; A - 28,114

Game 13: Xavier (#9 seed) vs. New Orleans (#8 seed), 1993 NCAA Midwest Regional First Round, Friday, March 19, 1993 at Hoosier Dome (Indianapolis, Ind.)

Xavier (73) - Michael Hawkins 0-3 5-6 5, Aaron Williams 9-13 2-2 20, Brian Grant 8-11 4-5 20, Steve Gentry 1-6 2-2 4, Jamie Gladden 4-13 7-10 17, Mark Poynter 0-0 0-0 0, Eric Knop 0-1 0-0 0, Chris Mack 0-0 0-0 0, Tyrice Walker 1-4 3-3 5, DeWaun Rose 0-0 0-0 0, Erik Edwards 0-0 0-0 0, Dwayne Wilson 0-0 0-0 0, Larry Sykes 1-3 0-0 2, **Totals: 24-54 23-28 73**

New Orleans (55) - Reggie Garrett 6-14 0-0 12, Melvin Simon 3-9 2-4 8, Ervin Johnson 7-11 7-8 21, Reni Mason 1-8 0-0 2, Gerald Williams 3-14 1-2 7, Tony Madison 1-11 0-0 3, Eric Matthews 0-2 0-0 0, Darren Laiche 0-0 0-0 0, Michael McDonald 1-1 0-0 2, Fred Hill 0-0 0-0 0, **Totals: 22-70 10-14 55**

Halftime - Xavier 32, New Orleans 32, Fouled Out - Williams (UNO), Rebounds - Xavier 43 (Grant 10, Williams 7, Hawkins 7), New Orleans 38 (Johnson 10, Simon 9), Assists -Xavier 11 (Hawkins 5, Gentry 3), New Orleans 10 (Mason 5, Simon 2), Turnovers - Xavier 14, New Orleans 11, 3-Point FG - Xavier 2-9 (Hawkins 0-2, Gentry 0-2, Gladden 2-5), New Orleans 1-14 (Garrett 0-1, Mason 0-1, Williams 0-2, Madison 1-9, Matthews 0-1), Total Fouls - Xavier 15, New Orleans 25, Technical Fouls - None, A - 38,387

Game 14: Xavier (#9 seed) vs. Indiana (#1 seed), 1993 NCAA Midwest Regional Second Round, Sunday, March 21, 1993 at Hoosier Dome (Indianapolis, Ind.)

Xavier (70) - Michael Hawkins 6-12 0-0 16, Aaron Williams 6-13 5-8 17, Brian Grant 5-13 1-2 11, Steve Gentry 1-5 0-0 2, Jamie Gladden 6-16 3-4 18, Mark Poynter 1-1 0-0 2, Chris Mack 0-0 0-0 0, Tyrice Walker 2-4 0-0 4, Erik Edwards 0-0 0-0 0, Larry Sykes 0-0 0-0 0, **Totals: 27-64 9-14 70**


Indiana (73) - Brian Evans 0-2 0-0 0, Calbert Cheaney 8-17 7-9 23, Matt Nover 3-5 0-0 6, Greg Graham 7-9 3-3 19, Damon Bailey 2-8 7-10 11, Chris Reynolds 1-3 0-3 2, Todd Leary 1-3 0-0 2, Pat Graham 4-5 1-1 10, Alan Henderson 0-2 0-0 2, **Totals: 26-54 18-26 73**

Halftime - Xavier 31, Indiana 35, Fouled Out - Gentry, Rebounds - Xavier 39 (Grant 16, Williams 10), Indiana 32 (Cheaney 8, Nover 8), Assists - Xavier 11 (Gladden 3, Hawkins 2, Williams 2, Grant 2, Gentry 2), Indiana 14 (Reynolds 4, G. Graham 3, Bailey 3, Turnovers - Xavier 9, Indiana 7, 3-Point FG - Xavier 7-17 (Hawkins 4-8, Gladden 3-9), Indiana 3-10 (Evans 0-1, Cheaney 0-1, G. Graham 2-3, Bailey 0-2, Leary 0-2, P. Graham 1-1), Total Fouls - Xavier 23, Indiana 13, Technical Fouls - None, A - 37,411

Game 15 : Xavier (#11 seed) vs. Georgetown (#6 seed), 1995 NCAA Southeast Regional First Round, Friday, March 17, 1995 at Tallahassee/Leon Co. Civic Center (Tallahassee, Fla.)

Xavier (63) - T.J. Johnson 1-3 4-9 6, Tyson Brit 1-7 3-3 5, Larry Sykes 2-8 1-2 5, Michael Hawkins 5-14 8-10

20, Jeff Massey 9-19 1-4 21, Andre Smith 3-3 0-0 6, Sherwin Anderson 0-0 0-0 0, Ken Harvey 0-0 0-0 0, Mark Smydra 0-0 0-0 0, **Totals: 21-54 17-28 63**



Aaron Williams was a big part of three NCAA Tournament teams, including the one that almost beat No. 1 IU in Indianapolis.

Georgetown (68) - Jerome Williams 6-12 1-3 13, Don Reid 2-3 0-0 4, Othella Harrington 7-9 1-2 15, Allen Iverson 6-16 2-6 16, John Jacques 1-6 2-2 4, Eric Myles 4-6 0-0 12, Irvin Church 1-2 0-0 2, Boubacar Aw 0-2 0-0 0, Jerry Nichols 0-2 0-0 0, Kevin Millen 1-2 0-0 2, Jahidi White 0-0 0-0 0, **Totals: 28-60 6-13 68**

Halftime - Xavier 36, Georgetown 39, Fouled Out - Reid, Harrington, Rebounds - Xavier 35 (Sykes 12, Johnson 10), Georgetown 36 (Williams 13, Harrington 11), Assists - Xavier 8 (Hawkins 4, Massey 2), Georgetown 8 (Iverson 2, Jacques 2, Myles 2), Turnovers - Xavier 14, Georgetown 16, 3-Point FG - Xavier 4-20 (Brit 0-1, Hawkins 2-9, Massey 2-10), Georgetown 6-20 (Williams 0-1, Iverson 2-7, Jacques 0-3, Myles 4-6, Church 0-1, Nichols 0-1, Millen 0-1), Total Fouls - Xavier 17, Georgetown 23, Technical Fouls - None, A - 7,875

Game 16: Xavier (#7 seed) vs. Vanderbilt (#10 seed), 1997 Midwest Regional First Round, Thursday, March 13 at The Palace of Auburn Hills (Auburn Hills, Mich.)

Vanderbilt (68) - Billy DiSpaltro 2-4 1-2 5, Pax Whitehead 2-11 4-6 8, Austin Bates 9-16 3-6 21, Howard Pride 0-1 1-2 1, Drew Maddux 6-15 0-0 16, James Strong 0-0 0-0 0, Atiba Prater 4-5 0-1 11, Dan Langhi 2-3 1-2 6, **Totals: 25-55 10-19 68**

Xavier (80) - T. J. Johnson 2-5 0-1 4, Darnell Williams 6-15 4-5 16, Torraye Braggs 4-9 1-2 9, Lenny Brown 6-12 0-0 13, Gary Lumpkin 6-13 2-2 16, Sherwin Anderson 0-0 0-0 0, James Posey 7-10 8-8 22, **Totals: 31-64 15-18 80**

Halftime - Vanderbilt 33, Xavier 38, Fouled Out - DiSpaltro, Braggs, Rebounds - Vanderbilt 32 (Bates 7, Whitehead 6), Xavier 38 (Johnson 9, Posey 8), Assists - Vanderbilt 13 (Prater 6), Xavier 17 (Williams 5, Johnson 4), Turnovers - Vanderbilt 11, Xavier 16, 3-Point FG - Vanderbilt 8-21 (Whitehead 0-5, Pride 0-1, Maddux 4-11, Prater 3-3, Langhi 1-1), Xavier 3-13



Torraye Braggs played a key role on two NCAA Tournament teams in two seasons as a Musketeer.

(Williams 0-1, Brown 1-4, Lumpkin 2-6, Posey 0-2), Total Fouls - Vanderbilt 18, Xavier 18, Technical Fouls - None, A - 21, 020

Game 17: Xavier (#7 seed) vs. UCLA (#2 seed), 1997 Midwest Regional Second Round, Saturday, March 15 at The Palace of Auburn Hills (Auburn Hills, Mich.)

Xavier (83) - T. J. Johnson 1-4 5-5 7, Darnell Williams 7-16 2-2 16, Torraye Braggs 4-6 7-8 15, Lenny Brown 5-17 3-3 15, Gary Lumpkin 2-12 0-0 5, Pat Kelsey 0-0 0-0 0, Nate Turner 0-0 1-2 1, Sherwin Anderson 2-3 1-2 5, Ken Harvey 1-1 0-0 2, Leo Murray 0-0 0-0 0, Terrance Payne 1-3 1-3 3, Jim Kromer 0-0 0-0 0, James Posey 7-8 0-0 14, **Totals: 30-70 20-25 83**
UCLA (96) - Charles O'Bannon 10-13 5-7 28, J. R. Henderson 9-12 3-4 22, Jelani McCoy 5-6 0-0 10, Cameron Dollar 1-7 7-9 9, Toby Bailey 2-6 6-6 10,

Harold Sylvester 0-0 0-0 0, Brandon Loyd 1-3 4-4 7, Matt Harbour 0-0 0-0 0, Vince McGautha 0-1 0-0 0, Bob Myers 0-0 0-0 0, Sean Farnham 0-0 0-0 0, Dave Parker 0-0 0-0 0, Kris Johnson 4-8 0-0 10, **Totals: 32-56 25-30 86**

Halftime - Xavier 40, UCLA 45, Fouled Out - Braggs, Posey, Rebounds - Xavier 33 (Braggs 10, Posey 6), UCLA 37 (Henderson 9, Dollar 6), Assists - Xavier 8 (Braggs 2, Anderson 2, Posey 2), UCLA 23 (Dollar 8, Bailey 8), Turnovers - Xavier 16, UCLA 21, 3-Point FG - Xavier 3-21 (Williams 0-3, Brown 2-8, Lumpkin 1-9, Anderson 0-1), UCLA 7-14 (O'Bannon 3-4, Henderson 1-1, Dollar 0-1, Bailey 0-1, Loyd 1-3, Johnson 2-4), Total Fouls - Xavier 24, UCLA 22, Technical Fouls - Johnson (XU), Johnson(UCLA), Posey, A - 21, 020

Game 18: Xavier (#6 seed) vs. Washington (#11 seed), 1998 NCAA Tournament East Regional First Round, Thursday, March 12 at the MCI Center (Washington, D.C.)

Washington (69) - Deon Luton 7-17 0-3 17, Thalo Green 3-6 1-2 7, Todd MacCulloch 8-11 0-2 16, Jan Wooten 1-1 0-0 2, Donald Watts 4-8 9-14 17, Dan Dickau 2-4 0-0 6, Chris Thompson 0-0 0-0 0, Patrick Fomerling 0-1 0-0 0, Michael Johnson 0-0 0-0 0, Chris Walcott 2-2 0-0 4, **Totals: 27-50 10-21 69**

Xavier (68) - T.J. Johnson 0-4 0-0 0, Darnell Williams 6-11 5-7 17, Torraye Braggs 5-10 2-2 12, Lenny Brown 4-11 2-2 10, Gary Lumpkin 3-11 4-5 12, Maurice McAfee 0-3 0-0 0, Terrance Payne 0-2 0-0 0, James Posey 5-9 7-8 17, **Totals: 23-61 20-24 68**

Halftime - Washington 38, Xavier 30, Fouled Out - Braggs, Brown, Rebounds - Washington 37 (MacCulloch 8, Wooten 6), Xavier 34 (Braggs 10, Posey 8), Assists - Washington 12 (Green 4, Luton 2, Watts 2, Fomerling 2), Xavier 15 (Lumpkin 6, Brown 4), Turnovers - Washington 26, Xavier 17, 3-Point FG - Washington 5-11 (Luton 3-6, Watts 0-2, Dickau 2-3), Xavier 2-15 (Williams 0-4, Brown 0-3, Lumpkin 2-6, McAfee 0-1, Posey 0-1), Total Fouls - Washington 20, Xavier 22, Technical Fouls - None, A - 19,288

Game 19: Xavier (#11 seed) vs. Notre Dame (#6 seed), 2001 NCAA Tournament Midwest Regional First Round, Friday, March 16 at Kemper Arena (Kansas City, Mo.)

Xavier (71) - Kevin Frey 3-8 0-0 6, David West 8-14 3-4 19, Lloyd Price 5-9 3-6 13, Romain Sato 2-8 0-2 6, Maurice McAfee 4-11 1-1 9, Lionel Chalmers 5-14 3-4 14, Dave Young 1-6 0-0 2, Brandon McIntosh 0-0 0-0 0, Alvin Brown 0-0 0-0 0, Marcus Mason 0-0 0-0 0, Reggie Butler 1-2 0-0 2, **Totals: 29-72 10-17 71**

Notre Dame (83) - Troy Murphy 6-17 6-6 19, Ryan Humphrey 6-8 3-8 15, David Graves 7-7 4-6 20, Matt Carroll 9-11 1-2 21, Martin Ingelsby 2-3 2-2 6, Torrian Jones 0-2 0-0 0, Harold Swanagan 1-1 0-0 2, **Totals: 31-49 16-24 83**

Halftime - Xavier 26, Notre Dame 40, Fouled Out - Young (XU), Rebounds - Xavier 37 (West 8, Sato 8), Notre Dame 31 (Murphy 8, Humphrey 6, Carroll 6), Assists - Xavier 8 (McAfee 3, five others 1), Notre Dame 19 (Ingelsby 9, Murphy 3, Humphrey 3), Turnovers - Xavier 14, Notre Dame 17, 3-Point FG - Xavier 3-20 (Frey 0-1, Price 0-1, Sato 2-7, McAfee 0-3, Chalmers 1-6, Young 0-2), Notre Dame 5-12 (Murphy 1-5,

Graves 2-2, Carroll 2-3, Ingelsby 0-1, Jones 0-1), Total Fouls - Xavier 23, Notre Dame 16, Technical Fouls - Murphy (ND), A - 14, 750

Game 20: Xavier (#7 seed) vs. Hawaii (#10 seed), 2002 NCAA Tournament West Regional First Round, Friday, March 15 at American Airlines Center (Dallas, Texas)

Hawaii (58) - Phil Martin 5-12 1-2 11, Carl English 4-15 0-1 9, Haim Shimonovich 0-3 0-0 0, Predrag Savovic 10-21 2-2 26, Mark Campbell 1-1 1-1 3, Mike McIntyre 3-7 0-0 9, Lance Takaki 0-0 0-0 0, Mindaugas Burneika 0-5 0-0 0, Ryne Holliday 0-0 0-0 0, Paul Jesinski 0-0 0-0 0, Nkeruwegem Akpan 0-0 0-0 0, **Totals: 23-64 4-6 58**

Xavier (70) - Kevin Frey 3-8 4-4 10, Dave Young 1-3 0-0 2, David West 4-10 5-6 13, Lionel Chalmers 4-13 7-8 15, Romain Sato 6-13 3-4 18, Jaison Williams 0-0 0-0 0, Anthony Coleman 0-0 0-0 0, Alvin Brown 4-4 2-2 10, Keith Jackson 1-3 0-0 2, **Totals: 23-54 21-24 70**

Halftime - Hawaii 40, Xavier 33, Fouled Out - Shimonovich (UH), Rebounds - Hawaii 35 (Martin 9, English 9), Xavier 40 (West 11, Sato 10), Assists - Hawaii 10 (Savovic 3, Burneika 3), Xavier 8 (Chalmers 6, Sato 1, Coleman 1), Turnovers -Hawaii 16, Xavier 14, 3-Point FG - Hawaii 8-24 (English 1-5, Savovic 4-9, McIntyre 3-7, Burneika 0-3), Xavier 3-15 (Frey 0-2, West 0-1, Chalmers 0-4, Sato 3-8), Total Fouls - Hawaii 21, Xavier 13, Technical Fouls - none, A - 19,951

Game 21: Xavier (#7 seed) vs. Oklahoma (#2 seed), 2002 NCAA Tournament West Regional Second Round, Sunday, March 17 at American Airlines Center (Dallas, Texas)

Xavier (65) - Kevin Frey 1-1 0-1 2, Dave Young 0-1 2-2 2, David West 7-14 3-6 18, Lionel Chalmers 1-12 4-4 6, Romain Sato 9-17 5-8 28, Jaison Williams 1-2 0-0 3, Anthony Coleman 1-2 0-0 2, Alvin Brown 1-2 1-2 4, Keith Jackson 0-1 0-0 0, **Totals: 21-52 15-23 65**

Oklahoma (78) - Ebi Ere 7-14 4-4 20, Aaron McGhee 8-16 8-9 25, Jabahri Brown 2-3 0-0 4, Quannas White 2-5 4-5 9, Hollis Price 4-10 4-4 12, Jason Detrick 0-3 3-4 3, Daryan Selvy 2-5 1-2 5, Totals: 25-56 24-28 78

Halftime - Xavier 36, Oklahoma 40, Fouled Out - none, Rebounds - Xavier 38 (West 8, Sato 8), Oklahoma 31 (Selvy 9, Ere 7), Assists - Xavier 11 (West 3, Sato 3), Oklahoma 12 (White 6, Price 3), Turnovers - Xavier 17, Oklahoma 6, 3-Point FG - Xavier 8-19 (West 1-3, Chalmers 0-3, Sato 5-10, Williams 1-1, Coleman 0-1, Brown 1-1), Oklahoma 4-12 (Ere 2-5, McGhee 1-3, White 1-1, Price 0-1, Detrick 0-2), Total Fouls - Xavier 19, Oklahoma 19, Technical Fouls - none, A - 19,951

Game 22: Xavier (#3 seed) vs. Troy State (#14 seed), 2003 NCAA Tournament South Regional First Round, Friday, March 21 at Gaylord Entertainment Center (Nashville, Tenn.)


Troy State (59) - Marcus Milhouse 3-6 0-0 9, Lacedrick Pettway 0-2 0-0 0, Rob Lewin 4-10 0-2 8, Greg Davis 8-20 0-0 20, Ben Fletcher 2-10 0-0 5, Eddie Baker 2-5 0-0 4, Herbert Evans 1-5 1-2 4, Jacob Hazouri 0-0 0-0 0, Lovelle Craig1-3 1-2 3, Kendrick Johnson 2-4 0-0 6, **Totals: 23-65 2-6 59**

Xavier (71) - Dedrick Finn 0-5 2-4 2, David West 5-9 2-2 12, Anthony Myles 2-10 3-4 7, Lionel Chalmers

6-13 3-4 20, Romain Sato 7-18 3-4 18, Keith Jackson 4-7 0-0 8, Will

Caudle 2-2 0-0 4, **Totals: 26-64 13-18 11**

Halftime - Troy State 22, Xavier 37, Fouled Out - none, Rebounds - Troy State 33 (Lewin 9, Fletcher 6), Xavier 47 (Myles 11, Sato 11), Assists - Troy State 13 (Davis 4, Evans 4), Xavier 19 (Chalmers 7, Sato 7), Turnovers - Troy State 9, Xavier 10, 3-Point FG - Troy State 11-29 (3-6, Pettway 0-2, Lewin 0-1, Davis 4-9, Fletcher 1-6, Baker 0-2, Evans 1-1, Johnson 2-2), Xavier 6-20 (Finn 0-3, Chalmers 5-9, Sato 1-8), Total Fouls - Troy State 19, Xavier 11, Technical Fouls - none, A - 17,484



David West, 2003 National Player of the Year, led Xavier to a number three seed in the 2003 NCAA Tournament.

Game 23: Xavier (#3 seed) vs. Maryland (#6 seed), 2003 NCAA Tournament South Regional Second Round, Sunday, March 23 at Gaylord Entertainment Center (Nashville, Tenn.)

Maryland (77) - Nik Caner-Medley 3-5 0-0 6, Tahj Holden 1-8 3-4 5, Ryan Randle 8-12 1-1 17, Drew Nicholas 6-16 3-4 17, Steve Blake 3-7 2-2 9, Jamar Smith 6-6 0-0 12, Andre Collins 0-0 0-0 0, Travis Garrison 2-3 1-2 5, Calvin McCall 0-0 0-0 0, John Gilchrist 1-1 4-4 6, **Totals: 30-58 14-17 77**

Xavier (64) - Romain Sato 4-14 6-8 17, David West 6-17 10-14 22, Anthony Myles 4-9 0-0 8, Lionel Chalmers 4-9 1-2 12, Dedrick Finn 2-4 0-0 5, Keith Jackson 0-2 0-0 0, Will Caudle 0-2 0-0 0, **Totals: 20-57 17-24 64**

Halftime - Maryland 45, Xavier 28, Fouled Out - none, Rebounds - Maryland 39 (Nicholas 8, Blake 7), Xavier 28 (West 9, Chalmers 4), Assists - Maryland 19 (Blake 9, Nicholas 5), Xavier 12 (Finn 5, Sato 3, West 3), Turnovers - Maryland 8, Xavier 7, 3-Point FG - Maryland 3-13 (Caner-Medley 0-1, Holden 0-3, Nicholas 2-5, Blake 1-4), Xavier 7-18 (Sato 3-8, Chalmers 3-7, Finn 1-3), Total Fouls - Maryland 21, Xavier 16, Technical Fouls - none, A - 17,484



Lionel Chalmers scored a career-high 31 points in the win over Mississippi State in the NCAA Tournament Second Round, part of XU's Elite Eight run in 2004.

Game 24: Xavier (#7 seed) vs. Louisville (#10 seed), 2004 NCAA Tournament Atlanta Regional First Round, Friday, March 19 at TD Waterhouse Centre (Orlando, Fla.)

Louisville (70) – Kendall Dartz 0-3 2-2 2, Taquan Dean 6-12 1-1 19, Alhaji Mohammed 1-6 0-0 2, Luke Whitehead 6-14 2-2 15, Francisco Garcia 5-11 5-7 15, Brandon Jenkins 1-1 0-1 3, Grad Gianiny 0-0 0-0 0, Nate Daniels 1-5 0-0 3, Larry O'Bannon 2-6 0-0 5, Otis George 3-5 0-0 6. **Totals: 25-63 10-13 70**
Xavier (80) – Lionel Chalmers 8-13 7-9 25, Justin Cage 0-0 0-0 0, Romain Sato 5-11 9-10 24, Justin Doellman 0-3 2-2 2, Anthony Myles 7-14 1-1 15, Dedrick Finn 2-3 5-5 11, Brandon Cole 1-2 1-2 3. **Totals: 23-46 25-29 80.**

Halftime – Louisville 42, Xavier 31. Fouled Out – Dean (UL), Garcia (UL). Rebounds – Louisville 26 (George 6, Mohammed 4, Whitehead 4), Xavier 39 (Myles 11, Sato 8). Assists – Louisville 18 (Garcia 7, O'Bannon 4), Xavier 15 (Chalmers 6, Finn 6). Turnovers – Louisville 10, Xavier 15. 3-Point FG – Louisville 10-32 (Dartz 0-1, Dean 6-11, Mohammed 0-3, Whitehead 1-3, Garcia 0-4, Jenkins 1-1, Daniels 1-4, O'Bannon 1-5), Xavier 9-18 (Chalmers 2-6, Sato 5-8, Doellman 0-2, Finn 2-2). Total Fouls – Louisville 23, Xavier 13. Technical Fouls – Xavier bench. A – 15,961

Game 25: Xavier (#7 seed) vs. Mississippi State (#2 seed), 2004 NCAA Tournament Atlanta Regional Second Round, Sunday, March 21 at TD Waterhouse Centre (Orlando, Fla.)

Xavier (89) – Justin Cage 1-3 1-1 3, Justin Doellman 5-10 1-1 13, Anthony Myles 3-7 2-4 8, Lionel Chalmers 11-13 5-6 31, Romain Sato 4-10 2-2 12, Dedrick Finn 6-9 5-9 22, Keith Jackson 0-0 0-0 0, Keenan Christiansen 0-0 0-0 0, Brandon Cole 0-3 0-0 0, Will Caudle 0-0 0-0 0, Tom Compton 0-0 0-0 0. **Totals: 30-55 16-23 89**

Mississippi State (74) – Lawrence Roberts 4-11 2-4 11, Shane Power 6-11 1-2 16, Brandon Vincent 4-10 3-6 11, Timmy Bowers 6-14 1-2 15, Winsome Fraiser 3-13 3-4 12, Gary Ervin 3-8 3-3 9, Dennis Buse 0-0 0-0 0,

Dietric Slater 0-0 0-0 0, Piotr Stelmach 0-2 0-0 0, Marcus Campbell 0-3 0-0 0. **Totals: 26-72 13-21 74**
Halftime – Xavier 34, Mississippi State 33. Fouled Out – Vincent (MS). Rebounds – Xavier 38 (Myles 14, Doellman 8), Mississippi State 40 (Vincent 12, Frazier 9), Assists - Xavier 14 (Finn 3, Doellman 3), Mississippi State 14 (Bowers 5, Ervin 5), Turnovers - Xavier 13, Mississippi State 8. 3-Point FG – Xavier 13-19 (Cage 0-1, Doellman 2-4, Chalmers 4-4, Sato 2-3, Finn 5-7), Mississippi State 9-26 (Roberts 1-2, Power 3-6, Bowers 2-7, Frazier 3-9, Ervin 0-1, Stelmach 0-1). Total Fouls – Xavier 14, Mississippi State 21. Technical Fouls - None. A – 15,640

Game 26: Xavier (#7 seed) vs. Texas (#3 seed), 2004 NCAA Tourn. Atlanta Regional Semifinal, Friday, March 26 at Georgia Dome (Atlanta, Ga.)

Xavier (79) – Justin Cage 2-2 1-1 5, Justin Doellman 4-9 1-1 10, Anthony Myles 4-10 1-5 9, Lionel Chalmers 4-15 4-5 14, Romain Sato 5-13 14-17 27, Dedrick Finn 3-7 3-4 11, Keith Jackson 1-1 0-0 2, Brandon Cole 0-1 1-2 1. **Totals 23-58 25-35 79**

Texas (71) – Brad Buckman 3-6 1-2 7, Jason Klotz 1-10 0-0 2, Brandon Mouton 9-15 1-3 21, Kenton Paulino 1-3 3-4 6, Royal Ivey 2-6 5-6 9, James Thomas 0-1 0-0 0, P.J. Tucker 4-10 2-2 10, Edgar Moreno 0-0 0-0 0, Kenny Taylor 0-1 0-0 0, Sydmill Harris 2-3 0-0 5, Brian Boddicker 4-7 0-0 11. **Totals 26-62 12-17 71**
Halftime – Xavier 44, Texas 41. Fouled Out – Cage (XU), Mouton (UT). Rebounds – Xavier 39 (Chalmers 7, Myles 7), Texas 35 (Tucker 10, Klotz 8), Assists – Xavier 13 (Chalmers 6, Cole 2), Texas 12 (Ivey 6, Paulino 2), Turnovers – Xavier 7, Texas 8. 3-Point FG – Xavier 8-25 (Doellman 1-3, Chalmers 2-8, Sato 3-9, Finn 2-5), Texas 7-16 (Mouton 2-4, Paulino 1-3, Ivey 0-1, Taylor 0-1, Harris 1-2, Boddicker 3-5). Total Fouls – Xavier 20, Texas 27. Technical Fouls – Texas Bench (2). A – 24,533.

Game 27: Xavier (#7 seed) vs. Duke (#1 seed), 2004 NCAA Tournament Atlanta Regional Final, Sunday, March 28 at Georgia Dome (Atlanta, Ga.)

Xavier (63) – Justin Cage 2-4 1-2 5, Justin Doellman 2-9 0-0 5, Anthony Myles 7-11 2-4 16, Lionel Chalmers 6-16 4-4 17, Romain Sato 2-10 6-9 10, Dedrick Finn 2-8 2-2 7, Brandon Cole 1-5 1-2 3. **Totals 22-63 16-23 63**

Duke (66) – Luol Deng 7-13 3-5 19, Shelden Williams 3-5 6-7 12, J.J. Redick 4-14 2-2 13, Daniel Ewing 4-11 2-2 13, Chris Duhon 2-8 2-2 6, Nick Horvath 0-0 0-0 0, Sean Dockery 0-1 0-0 0, Shavlik Randolph 1-2 1-2 3. **Totals 21-54 16-20 66**

Halftime – Xavier 30, Duke 28. Fouled Out – Myles (XU), Randolph (DU). Rebounds – Xavier 40 (Sato 11, Myles 10), Duke 39 (Williams 13, Deng 7, Redick 7), Assists – Xavier 8 (Sato 4, Finn 2), Duke 15 (Duhon 5, Deng 3, Ewing 3), Turnovers – Xavier 10, Duke 11. 3-Point FG – Xavier 3-15 (Doellman 1-3, Chalmers 1-5, Sato 0-3, Finn 1-4), Duke 8-20 (Deng 2-4, Redick 3-9, Ewing 3-6, Duhon 0-1). Total Fouls – Xavier 21, Duke 23. Technical Fouls – None. A – 24, 711.

Game 28: Xavier (#14 seed) vs. Gonzaga (#3 seed), 2006 NCAA Tournament Oakland Regional First Round, Thursday, March 16 at Jon M. Huntsman Center (Salt Lake City, Utah)



Justin Doellman, who scored 23 points in a 2007 NCAA win over BYU, was also a starter on the 2004 Elite Eight team.

Xavier (75) - Josh Duncan 2-7 6-8 11, Justin Cage 4-6 7-8 16, Justin Doellman 4-11 0-0 10, Johnny Wolf 4-7 0-2 10, Stanley Burrell 6-15 6-6 22, B.J. Raymond 1-4 0-0 2, Brandon Cole 0-1 2-5 2, Will Caudle 0-0 2-4 2. **Totals 21-51 23-33 75**

Gonzaga (79) - Adam Morrison 11-21 9-11 35, Sean Mallon 2-4 0-0 4, J.P. Batista 5-7 8-8 18, P. Altidor-Céspedes 0-1 0-0 0, Derek Raivio 3-7 0-0 7, Jeremy Pargo 0-0 1-2 1, Larry Gurganious 0-1 0-0 0, Erroll Knight 3-5 0-0 7, David Pendergraft 1-2 2-4 4, Josh Heytvelt 1-2 1-2 3. **Totals 26-50 21-27 79**

Halftime - Xavier 39, Gonzaga 36. Fouled Out - Mallon (GU), Raivio (GU). Rebounds - Xavier 31 (Cole 7, Cage 5, Doellman 5), Gonzaga 33 (Batista 8, Knight 6). Assists - Xavier 14 (Burrell 5, Wolf 3), Gonzaga 11 (Morrison 4, Raivio 2). Turnovers - Xavier 8 (Duncan 3, Cole 2), Gonzaga 10 (Morrison 3, Batista 3). 3-Point FG - Xavier 10-28 (Duncan 1-4, Cage 1-2, Doellman 2-6, Wolf 2-5, Burrell 4-8, Raymond 0-3), Gonzaga 6-12 (Morrison 4-8, Altidor-Céspedes 0-1, Raivio 1-2, Knight 1-1). Total Fouls - Xavier 20, Gonzaga 25. Technical Fouls - None. A- 15,122

Game 29: Xavier (#9 seed) vs. Brigham Young (#8 seed), 2007 NCAA Tournament San Antonio Regional First Round, Thursday, March 15 at Rupp Arena (Lexington, Ky.)

Xavier (79) – Justin Cage 1-3 6-8 8, Justin Doellman 8-17 4-4 23, Brandon Cole 3-6 2-2 8, Drew Lavender 5-12 5-6 17, Stanley Burrell 0-4 0-2 0, Josh Duncan 1-4 4-4 6, Derrick Brown 3-4 2-3 8, B.J. Raymond 3-5 0-0 9, Johnny Wolf 0-1 0-0 0. **Totals: 24-56 23-29 79**
Brigham Young (77) – Keena Young 10-23 4-4 24, Trent Plaisted 3-8 3-5 9, Austin Ainge 4-14 2-2 12,

Jimmy Balderson 4-7 1-1 10, Lee Cumard 2-4 0-1 5, Mike Rose 5-7 0-0 15, Vuk Ivanovic 0-0 0-0 0, Sam Burgess 1-2 0-0 2, Ben Murdoch 0-0 0-0 0, Jonathan Tavernari 0-2 0-0 0. **Totals: 29-67 10-13 77**

Halftime – Xavier 32, BYU 38. Fouled Out – None. Rebounds – Xavier 37 (Brown 16, Cole 7), BYU 36 (Young 10, Plaisted and Burgess 5), Assists - Xavier 12 (Lavender 5, Burrell 3), BYU 10 (Young 4, Ainge 3), Turnovers - Xavier 10, BYU 10. 3-Point FG – Xavier 8-17 (Raymond 3-4, Doellman 3-6, Lavender 2-3, Burrell 0-2, Duncan 0-2), BYU 9-19 (Rose 5-6, Ainge 2-7, Balderson 1-3, Cumard 1-3). Total Fouls – Xavier 19, BYU 23. Technical Fouls - None. A – 20,752

Game 30: Xavier (#9 seed) vs. Ohio State (#1 seed), 2007 NCAA Tournament San Antonio Regional Second Round, Saturday, March 17 at Rupp Arena (Lexington, Ky.)

Xavier (71) – Justin Cage 8-8 6-8 25, Justin Doellman 6-13 0-0 13, Brandon Cole 2-6 2-3 6, Drew Lavender 2-13 0-0 5, Stanley Burrell 1-7 1-3 3, Josh Duncan 4-9 0-0 11, Derrick Brown 1-1 2-2 4, B.J. Raymond 1-3 0-0 2, Johnny Wolf 1-1 0-0 2, Jason Love 0-0 0-0 0. **Totals: 26-61 11-16 71**

Ohio State (78) – Ivan Harris 0-2 0-0 0, Greg Oden 5-12 4-7 14, Mike Conley 7-15 6-6 21, Ron Lewis 8-13 7-7 27, Jamar Butler 5-10 0-0 13, David Lighty 0-1 0-0 0, Daequan Cook 1-7 0-0 3, Matt Terwilliger 0-1 0-0 0, Othello Hunter 0-2 0-0 0. **Totals: 26-63 17-20 78**


Halftime – Xavier 25, OSU 29. End of Regulation – Xavier 62, OSU 62. Fouled Out – Oden (OSU). Rebounds – Xavier 28 (Doellman 7, Cage 6), OSU 45 (Oden 12, Lewis 8), Assists - Xavier 13 (Lavender 8, Doellman and Burrell 2), OSU 10 (Conley 4, Lewis and Butler 2), Turnovers - Xavier 9, OSU 14. 3-Point FG – Xavier 8-23 (Cage 3-3, Duncan 3-6, Doellman 1-5, Lavender 1-6, Burrell 0-1, Raymond 0-2), OSU 9-21 (Lewis 4-5, Butler 3-7, Conley 1-3, Cook 1-4, Harris 0-2). Total Fouls – Xavier 21, OSU 19. Technical Fouls - None. A – 20,882

Game 31: Xavier (#3 seed) vs. Georgia (#14 seed), 2008 NCAA Tourn. First Round, Thursday, March 20 at Verizon Center (Washington, D.C.)

Georgia (61) – Billy Humphrey 5-9 0-0 12, Albert Jackson 1-6 2-2 4, Dave Bliss 3-4 0-0 6, Sundiata Gaines 6-14 0-0 13, Terrance Woodbury 6-12 1-2 16, Zac Swaney 0-1 0-0 0, Troy Brewer 0-1 0-0 0, Corey Butler 0-2 0-1 0, Jeremy Price 5-7 0-0 10. **Totals: 26-56 3-5 61**

Xavier (73) – Josh Duncan 4-9 11-14 20, Derrick Brown 7-9 4-5 19, C.J. Anderson 0-3 6-6 6, Drew Lavender 5-12 2-2 13, Stanley Burrell 0-3 3-4 3, B.J. Raymond 3-9 0-0 8, Dante Jackson 1-1 0-0 3, Jason Love 0-1 1-2 1. **Totals: 20-47 27-33 73**

Halftime – Georgia 35, Xavier 26. Fouled Out – Bliss (Georgia). Rebounds – Georgia 31 (Woodbury 7, Jackson 6), Xavier 29 (Brown 11, Duncan 8). Assists – Georgia 10 (Gaines 6, Humphrey 2), Xavier 11 (Burrell 5, Anderson 2, Lavender 2). 3-Point FG – Georgia 6-18 (Woodbury 3-8, Humphrey 2-5, Gaines 1-3, Butler 0-1, Brewer 0-1), Xavier 6-18 (Raymond 2-6, Lavender 1-3, Brown 1-1, Duncan 1-5, Jackson 1-1, Burrell 0-2). Total Fouls – Georgia 22, Xavier 12. Technical Fouls – None. A – 18,400



Josh Duncan was named to the 2008 NCAA Tournament All-West Regional Team after averaging 18.3 ppg. for XU's Elite Eight run, including a career-high 26 points against West Virginia.

Game 32: Xavier (#3 seed) vs. Purdue (#6 seed), 2008 NCAA Tourn. Second Round, Sat., March 22 at Verizon Center (Washington, D.C.)

Purdue (78) – Chris Kramer 3-4 0-0 6, Robbie Hummel 2-10 2-2 7, Keaton Grant 4-7 8-10 19, Nemanja Calasan 1-5 0-2 2, E'Twaun Moore 7-18 0-0 15, Tarrance Crump 3-6 5-5 11, Scott Martin 2-6 1-2 6, Marcus Green 3-7 0-0 8, Jajuan Johnson 1-4 2-2 4. **Totals: 26-67 18-23 78**

Xavier (85) – Josh Duncan 5-11 4-4 16, Derrick Brown 4-6 0-0 8, C.J. Anderson 6-11 6-8 18, Drew Lavender 4-7 8-8 18, Stanley Burrell 3-6 5-8 11, B.J. Raymond 2-4 1-1 6, Danté Jackson 0-0 0-0 0, Jason Love 3-5 2-4 8. **Totals: 27-50 26-33 85**

Halftime – Purdue 32, Xavier 35. Fouled Out – Green (Purdue), Kramer (Purdue), Grant (Purdue). Rebounds – Purdue 37 (Hummel 9, Martin 6), Xavier 34 (Anderson 7, Raymond 6). Assists – Purdue 9 (Martin 2, Green 2, Hummel 2), Xavier 12 (Lavender 9, Brown 1, Anderson 1, Burrell 1). 3-Point FG – Purdue 8-21 (Grant 3-6, Green 2-2, Hummel 1-5, Martin 1-2, Moore 1-4, Calasan 0-1, Crump 0-1), Xavier 5-12 (Duncan 2-5, Lavender 2-3, Raymond 1-3, Brown 0-1). Total Fouls – Purdue 26, Xavier 17. Technical Fouls – None. A – 18,400

Game 33: Xavier (#3 seed) vs. West Virginia (#7 seed), NCAA Tournament West Region Semifinal, Thursday, March 27 at US Airways Center (Phoenix, Ariz.)

West Virginia (75) – Da'Sean Butler 7-15 1-1 16, Joe Alexander 8-18 2-4 18, Wellington Smith 3-8 2-4 8, Darris Nichols 1-6 4-4 6, Alex Ruoff 6-11 2-3 14, Cam Thoroughman 0-0 1-2 1, Joe Mazzulla 2-7 6-9 10, Ted Talkington 0-0 0-0 0, Jamie Smalligan 1-1 0-0 2. **Totals: 28-66 18-27 75**

Xavier (79) – Josh Duncan 7-15 9-10 26, Derrick Brown 3-4 2-4 9, C.J. Anderson 6-12 0-2 12, Drew Lavender 3-11 0-0 9, Stanley Burrell 3-7 1-2 8, B.J. Raymond 3-5 0-2 8, Danté Jackson 1-1 0-0 3, Jason Love 2-4 0-1 4. **Totals: 28-59 12-21 79**

Halftime – WVU 25, Xavier 32. **End of Regulation** – WVU 64, Xavier 64. Fouled Out – Smith (WVU), Alexander (WVU), Brown (Xavier), Anderson (Xavier). Rebounds – West Virginia 38 (Alexander 10, Butler 7), Xavier 41 (Anderson 10, Love 10). Assists – West Virginia 16 (Mazzulla 5, Nichols 4), Xavier 16 (Lavender 7, Burrell 5). 3-Point FG – West Virginia 1-11 (Butler 1-4, Ruoff 0-2, Mazzulla 0-1, Nichols 0-3, Alexander 0-1), Xavier 11-19 (Lavender 3-6, Duncan 3-4, Raymond 2-4, Jackson 1-1, Burrell 1-2, Brown 1-2). Total Fouls – West Virginia 21, Xavier 25. Technical Fouls – None. A – 18,103

Game 34: UCLA (#1 seed) vs. Xavier (#3 seed), NCAA Tournament West Region Final, Saturday March 29, at US Airways Center (Phoenix, Ariz.)

Xavier (57) – Josh Duncan 4-11 2-3 11, Derrick Brown 6-8 1-3 13, C.J. Anderson 4-10 2-2 10, Drew Lavender 2-9 0-0 5, Stanley Burrell 2-6 3-4 8, Adrien Graves 0-1 0-0 0, Charles Bronson 0-0 0-0 0, B.J. Raymond 1-4 0-0 3, Danté Jackson 1-5 0-0 2, Jason Love 1-4 3-4 5. **Totals: 21-58 11-16 57**

UCLA (76) – Josh Shipp 1-7 3-3 5, Luc Ri Mbah a Moute 5-9 3-6 13, Kevin Love 7-11 3-4 19, Russell Westbrook 7-11 2-3 17, Darren Collison 7-12 2-2 19, Mustafa Abdul-Hamid 0-0 0-0 0, Alfred Aboya 0-0 0-0 0, James Keefe 0-0 0-0 0, Lorenzo Mata-Real 0-1 0-0 0, Chace Stanback 1-1 0-0 3, Nikola Dragovic 0-0 0-0 0. **Totals: 28-52 13-18 76**

Halftime – Xavier 24, UCLA 33. Fouled Out – None. Rebounds – Xavier 28 (Brown 6, Lavender 6), UCLA 37 (Mbah a Moute 13, Love 10). Assists – Xavier 12 (Lavender 6, Burrell 3), UCLA 17 (Collison 5, Love 4). 3-Point FG – Xavier 4-19 (Duncan 1-6, Lavender 1-3, Burrell 1-2, Raymond 1-3, Graves 0-1, Jackson 0-3, Brown 0-1), UCLA 7-15 (Collison 3-3, Love 2-4, Stanback 1-1, Westbrook 1-3, Shipp 0-4). Total Fouls – Xavier 15, UCLA 19. Technical Fouls – None. A – 18,103

Game 35: Xavier (#4 seed) vs. Portland State (#13 seed), 2009 NCAA Tournament First Round, Friday, March 20 at Taco Bell Arena (Boise, Idaho)

Portland State (59) – Kyle Coston 1-3 1-2 4, Phil Nelson 0-3 0-0 0, Jamie Jones 6-9 4-6 16, Andre Murray 5-9 1-4 14, Jeremiah Dominguez 5-9 1-4 13, Julius Thomas 0-0 0-0 0, Mickey Polis 2-2 0-0 6, Dominic Waters 3-11 0-0 6, Tyrell Mara 0-0 0-0 0, Wendell Wright 0-0 0-0 0, Louis Lee 0-0 0-0 0. **Totals: 22-46 7-16 59**

Xavier (77) – Derrick Brown 6-10 1-5 13, C.J. Anderson 6-9 2-3 14, Jason Love 0-1 4-4 4, B.J. Raymond 5-11 0-0 13, Danté Jackson 5-9 0-1 13, Brad Redford 1-2 0-0 3, Stephen Duckett 0-0 0-0 0, Andrew Taylor 0-0 0-0 0, Jamel McLean 2-4 1-1 5, Kenny Frease 2-4 0-0 4, Joe Hughes 0-0 0-0 0, Terrell Holloway 2-4 3-4 8. **Totals: 29-54 11-18 77**

Halftime – Portland State 35, Xavier 42. Fouled Out – None. Rebounds – Portland State 21 (Jones 5, Nelson 4, Dominguez 4), Xavier 34 (Love 8, Raymond 6, McLean 6). Assists – Portland State 12 (Waters 4, Murray 2, Dominguez 2), Xavier 12 (Jackson 3, Anderson 3). 3-Point FG – Portland State 8-21 (Murray 3-6, Polis 2-2, Dominguez 2-5, Coston 1-2, Nelson 0-2, Waters 0-4), Xavier 8-19 (Raymond 3-7, Jackson 3-7, Redford 1-2, Holloway 1-2, Brown 0-1). Total Fouls – Portland State 18, Xavier 17. Technical Fouls – None. A – 12,194

Game 36: Xavier (#4 seed) vs. Wisconsin (#12 seed), 2009 NCAA Tournament Second Round, Sunday, March 22 at Taco Bell Arena (Boise, Idaho)

Wisconsin (49) – Marcus Landry 8-14 2-2 18, Jon Leuer 1-2 1-2 4, Joe Krabbenhoft 0-2 0-0 0, Trevon Hughes 3-16 11-13 17, Jason Bohannon 2-12 0-0 5, Jordan Taylor 0-1 0-0 0, Tim Jarmusz 1-1 0-0 3, Rob Wilson 0-0 0-0 0, Keaton Nankivil 1-8 0-0 2. **Totals: 16-56 14-17 49**

Xavier (60) – Derrick Brown 3-10 2-2 10, C.J. Anderson 1-6 3-6 5, Jason Love 0-3 2-2 2, B.J. Raymond 4-11 5-6 15, Danté Jackson 2-5 3-4 8, Brad Redford 0-0 0-0 0, Jamel McLean 3-5 0-0 6, Kenny Frease 3-3 1-4 7, Terrell Holloway 2-3 2-2 7. **Totals: 18-46 18-26 60**

Halftime – Wisconsin 27, Xavier 25. Fouled Out – Krabbenhoft (Wisconsin), Brown (Xavier). Rebounds – Wisconsin 30 (Landry 10, Hughes 4, Bohannon 4), Xavier 37 (Anderson 8, Jackson 5). Assists – Wisconsin 5 (Taylor 2), Xavier 12 (Anderson 3, Holloway 3, Jackson 3). 3-Point FG – Wisconsin 3-20 (Jarmusz 1-1, Bohannon 1-7, Leuer 1-1, Krabbenhoft 0-1, Nankivil 0-1, Hughes 0-7, Landry 0-2), Xavier 6-14 (Brown 2-3, Raymond 2-7, Jackson 1-2, Holloway 1-2). Total Fouls – Wisconsin 23, Xavier 20. Technical Fouls – None. A – 12,184

Game 37: Xavier (#4 seed) vs. Pittsburgh (#1 seed), 2009 NCAA Tournament East Regional Semifinal, Thursday, March 26 at TD Banknorth Garden, (Boston, Mass.)

Xavier (55) – Derrick Brown 6-15 0-0 14, C.J. Anderson 2-9 2-2 6, Jason Love 0-0 1-2 1, B.J. Raymond 6-19 2-2 15, Danté Jackson 4-7 0-0 9, Brad Redford 1-4 0-0 3, Jamel McLean 1-4 0-0 2, Kenny Frease 1-3 2-2 4, Terrell Holloway 0-3 1-2 1. **Totals: 21-64 8-10 55**

Pittsburgh (60) – Tyrell Biggs 0-0 0-0 0, Sam Young 7-16 4-4 19, DeJuan Blair 5-16 0-1 10, Levance Fields 5-11 2-5 14, Jermaine Dixon 2-9 0-0 4, Gilbert Brown 2-5 2-2 7, Ashton Gibbs 0-3 0-0 0, Brad Wanamaker 1-5 4-7 6, Gary McGhee 0-0 0-0 0. **Totals: 22-65 12-19 60**

Halftime – Xavier 37, Pitt 29. Fouled Out – Jackson (XU). Rebounds – Xavier 44 (Brown 9, Anderson 8), Pitt 44 (Blair 17, Brown 6), Assists – Xavier 9 (Anderson 3, Brown and Holloway 2), Pitt 9 (Fields 6, Young 1, Blair 1, Brown, 1), Turnovers – Xavier 10, Pitt 9. 3-Point FG – Xavier 5-23 (Brown 2-6, Raymond 1-8, Jackson 1-3, Redford 1-4, Holloway 0-2), Pitt 4-15 (Fields 2-5, Young 1-2, Dixon 0-3, Brown 1-2, Gibbs 0-2, Wanamaker 0-1). Total Fouls – Xavier 17, Pitt 13. Technical Fouls – None. A – 18,831

XAVIER HIGHS IN THE NCAA TOURNAMENT

160 career points - Romain Sato
(nine games in 2001, 2002, 2003 and 2004)
154 career points - Lionel Chalmers
(nine games in 2001, 2002, 2003 and 2004)
Most NCAA Tournament games played by a Xavier player: 10 - B.J. Raymond (2006-09)
Most NCAA Tournament wins by an XU player:
6 - Derrick Brown, Jason Love and B.J. Raymond

XAVIER SCORING HIGHS

PTS.	XAVIER PLAYER (Opponent)	DATE
31	Lionel Chalmers vs. Mississippi State	3-21-04
29	Tyrone Hill vs. Kansas State	3-16-90
29	Byron Larkin vs. Missouri	3-12-87
28	Romain Sato vs. Oklahoma	3-17-02
27	Derek Strong vs. Texas	3-22-90
26	Josh Duncan vs. West Virginia	3-27-08
25	Justin Cage vs. Ohio State	3-17-07
25	Lionel Chalmers vs. Louisville	3-19-04
24	Romain Sato vs. Louisville	3-19-04
24	Richie Harris vs. Alabama	3-14-86
23	Justin Doellman vs. BYU	3-15-07
23	Byron Larkin vs. Alabama	3-14-86

XAVIER REBOUNDING HIGHS

REB.	XAVIER PLAYER (Opponent)	DATE
16	Derrick Brown vs. BYU	3-15-07
16	Brian Grant vs. Indiana	3-21-93
15	Tyrone Hill vs. Texas	3-22-90
14	Anthony Myles vs. Mississippi State	3-21-04
14	Derek Strong vs. Texas	3-22-90
14	Tyrone Hill vs. Kansas State	3-16-90
13	Tyrone Hill vs. Missouri	3-12-87
12	Larry Sykes vs. Georgetown	3-17-95
12	Brian Grant vs. Connecticut	3-16-91
12	Derek Strong vs. Georgetown	3-18-90
12	Leo McDermott vs. Morehead State	3-14-61

XAVIER ASSIST HIGHS

AST.	XAVIER PLAYER (Opponent)	DATE
9	Drew Lavender vs. Purdue	3-22-08
9	Jamal Walker vs. Georgetown	3-18-90
9	Jamal Walker vs. Michigan	3-17-89
9	Ralph Lee vs. Alabama	3-14-86
8	Drew Lavender vs. Ohio State	3-17-07
8	Jamal Walker vs. Nebraska	3-14-91
7	Lionel Chalmers vs. Troy State	3-21-03
7	Romain Sato vs. Troy State	3-21-03

2010 NCAA BASKETBALL CHAMPIONSHIP**Opening Round:
Tuesday, March 16, 2010**

University of Dayton Arena (Dayton, Ohio)
Host: University of Dayton
Phone: (937) 229-4433
Email: FlyerTickets@notes.udayton.edu

**First and Second Rounds:
Thursday and Saturday, March 18 and 20, 2010**

New Orleans Arena (New Orleans, Louisiana)
Host: Tulane University
Phone: (504) 587-3822
Email: arenabooking@superdome.com

Dunkin Donuts Center (Providence, Rhode Island)
Host: Big East Conference/Providence College
Phone: (401) 331-0700
Email: ddcinfo@dunkindonutscenter.com

HP Pavilion (San Jose, California)
Host: San Jose State University
Phone: (408) 287-7070

Ford Center (Oklahoma City, Oklahoma)
Host: Big 12 Conference
Phone: (405) 602-8700
Email: info@okfordcenter.com

**First and Second Rounds:
Friday and Sunday, March 19 and 21, 2010**

HSBC Arena (Buffalo, New York)
Host: MAAC/Canisius/Niagara
Phone: (716) 855-4100
Email: info@hsbcarena.com

Jacksonville Veterans Memorial Arena
(Jacksonville, Florida)
Host: Jacksonville University
Phone: (904) 630-3900

Bradley Center (Milwaukee, Wisconsin)
Host: Marquette University
Phone: (414) 227-0400 or (414) 227-0400
Email: ticketing-info@bcsec.com



Head Coach Chris Mack has been a part of 10 NCAA Tournaments, including two as a player and eight on the coaching staffs at Xavier and Wake Forest.

Spokane Veterans Memorial Arena (Spokane, Washington)
Host: Washington State University
Phone: (509) 279-7000

**Regionals:
Thursday and Saturday, March 25 and 27, 2010**

East Regional
Carrier Dome (Syracuse, New York)
Host: Syracuse University
Phone: (315) 443-3692
Email: mail@carrierdome.com

West Regional
Energy Solutions Arena (Salt Lake City, Utah)
Host: University of Utah
Phone: (801) 325-2000

**Regionals:
Friday and Sunday, March 26 and 28, 2010**

Midwest Regional
Edward Jones Dome (St. Louis, Missouri)
Host: Missouri Valley Conference
Phone: (314) 342-5000

South Regional
Reliant Stadium (Houston, Texas)
Hosts: University of Houston/Rice University
Phone: (832) 667-1400

**Final Four:
Saturday and Monday April 3 and 5, 2010**

Lucas Oil Stadium (Indianapolis, Indiana)
Host: Butler University/Horizon League
Host Site: <http://www.ncaa.com/finalfour>



THE CINDERELLA STORY

As the saying goes, "the third time was a charm" for Xavier and its fans. In 1956 head coach **Ned Wulk** guided the Musketeers to their first-ever National Invitation Tournament appearance, upsetting St. Louis 84-80 in the first round before losing in the Quarterfinals to NIT finalist Dayton 72-68. Wulk brought Xavier back into the NIT in 1957, defeating Seton Hall 85-79 before being eliminated by eventual champion Bradley.

Needless to say, expectations were high heading into the 1957-58 season. First-year head coach **Jim McCafferty's** team jumped out of the gate with a 10-1 record and accepted an NIT bid at that time.

Then things started to fall apart. XU lost 10 of its last 15 regular season games and was asked by the NIT selection committee if it wished to withdraw from the tourney. McCafferty answered with an emphatic "No!"

This set the stage for Xavier's Cinderella Story, a championship which *Sport* magazine has called "one of the greatest upsets in basketball history." Most people thought the Musketeers' stay in New York would be a short one. They were seeded last.



Jim McCafferty led Xavier to the 1958 National Invitation Tournament Championship, giving XU the distinction of being the first university in Ohio to win a major national championship in basketball. There are plenty of trophies and other mementos of that championship in the P. Douglas O'Keefe Xavier Athletic Hall of Fame on the concourse at Cintas Center.

The underdog Musketeers struggled early in their first game, falling behind Niagara 16-3. XU came back to beat Niagara 95-86, and went on to defeat Bradley (72-62) and St. Bonaventure (72-53) on its way to the NIT Championship Game.

Three straight upsets put the Musketeers into the finals against highly-favored Dayton on national television.

Hank Stein, who was named Tourney MVP, took control as the game went to overtime tied at 67-all. He helped the Musketeers put together a 7-2 run, giving them a 74-69 advantage. XU held on for a 78-74 win, becoming the first college basketball team in Ohio to win a major national championship.

For the third straight game, Xavier had the hot hand, shooting 53 percent from the field. Stein (23) led the scoring parade while **Ducky Castelle** added 19. Four Musketeers were named to the All-Tournament Team, including MVP Hank Stein. **Joe Viviano**, **Ducky Castelle** and **Tony Olberding** joined Stein as All-NIT selections. The Cinderella Story was complete. It was time for the celebrations.



THE 1958 ROAD TO THE TITLE

Xavier vs. Niagara, NIT First Round, Saturday, March 15, 1958 at Madison Square Garden (New York, N.Y.)

Xavier (95) - Joe Viviano 8 10 26, Anthony Olberding 7 1 15, Frank Tartaron 2 0 4, Hank Stein 5 7 17, Bowyer "Ducky" Castelle 7 4 18, Richard Piontek 0 0 0, Al Gundrum 4 7 15, **Totals: 33 29 95**

Niagara (86) - Robert Sawyer 2 2 6, Art Johnston 1 0 2, Alex Ellis 12 17 41, Richard Veith 9 3 21, Thomas Mulroy 3 0 6, Robert Tighe 0 0 0, James Maloney 1 2 4, **Totals: 31 24 86**
Halftime - Xavier 41, Niagara 39, Fouled Out - Taratron, Piontek, Sawyer, Johnston, Totals: Fouls - Xavier 20, Niagara 21

Xavier vs. Bradley, NIT Quarterfinal, Tuesday, March 18, 1958 at Madison Square Garden (New York, N.Y.)

Xavier (72) - Joe Viviano 6 2 16, Anthony Olberding 4 5 12, Frank Tartaron 1 0 2, Richard Piontek 2 1 5, Hank Stein 10 3 23, Bowyer "Ducky" Castelle 4 7 15, Albert Gundrum 0 0 0, **Totals: 27 18 72**

Bradley (62) - Barney Cable 3 5 13, Joe Billy McDade 3 1 7, Dick Dhabalt 0 0 0, Curley Johnson 1 0 2, Shellee McMillon 3 2 8, Don Carothers 0 0 0, Bobby Joe Mason 9 5 23, Chuck Sedgwick 1 0 2, Mike Owens 2 0 4, Gene Morse 0 1 1, John Myers 0 0 0, **Totals: 24 14 62**

Halftime - Xavier 26, Bradley 27, Fouled Out - none, Total Fouls - Xavier 14, Bradley 21

Xavier vs. St. Bonaventure, NIT Semifinal, Thursday, March 20, 1958 at Madison Square Garden (New York, N.Y.)

Xavier (72) - Joe Viviano 2 4 8, Fred Jannott 1 0 2, Anthony Olberding 2 2 6, Bill Middendorf 0 0 0, Frank Tartaron 5 0 10, Richard Piontek 2 2 6, Hank Stein 11 5 27, James Puthoff 0 1 1, Bowyer "Ducky" Castelle 1 0 2, Albert Gundrum 2 2 6, James Dentinger 2 0 4, **Totals: 28 16 72**

St. Bonaventure (53) - Ken Fairfield 2 0 4, Mike Schrauth 1 2 4, Sam Stith 1 3 5, Mike Cavaliere 3 2 8, John Connors 7 2 16, Bill Kollander 0 2 2, Don Newhook 1 1 3, Mike Connelly 0 0 0, Larry Weise 5 1 11, Lee Fitzpatrick 0 0 0, **Totals: 20 13 53**

Halftime - Xavier 31, St. Bonaventure 24, Fouled Out - Fairfield, Total Fouls -Xavier 16, St. Bonaventure 19

Xavier vs. Dayton, NIT Championship, Saturday, March 22, 1958 at Madison Square Garden (New York, N.Y.)

Xavier (78) - Joe Viviano 5 0 10, Anthony Olberding 2 2 6, Richard Piontek 3 0 6, Frank Tartaron 6 2 14, Hank Stein 9 5 23, Bowyer "Ducky" Castelle 8 3 19, **Totals: 33 12 78**

Dayton (74) - Arlen Bockhorn 5 0 10, Frank Case 10 1 21, Hank Josefczyk 0 0 0, Harold Bockhorn 0 0 0, Jack McCarthy 9 3 21, Don Lane 6 4 16, Terry Bockhorn 1 4 6, **Totals: 31 12 74**

Halftime - Xavier 41, Dayton 39, End of Regulation - Xavier 67, Dayton 67, Fouled Out - Tartaron, A. Bockhorn, Case, T. Bockhorn, Total Fouls - Xavier 18, Dayton 20


DID YOU KNOW ?

Xavier is 15-6 in the postseason National Invitation Tournament.

Xavier reached at least the NIT Quarterfinals in each of its first six appearances.

XU'S ALL-NIT SELECTIONS

- 1956 Jim Boothe
- 1958 Hank Stein (First & MVP)
Joe Viviano (Second)
Ducky Castelle (Honorable Mention)
Tony Olberding (Honorable Mention)
- 1984 Ralph Lee
- 1999 Lenny Brown



Lenny Brown scored a career-high 34 points against Oregon in a 1999 NIT game at Madison Square Garden in New York City. That 1999 NIT marked XU's first return to New York for the NIT since the 1958 championship run.

1948 NAIB Tournament, Kansas City, Mo. – Xavier 67, NW Louisiana State 43; Xavier 57, New Britain State 35; Xavier 62, Mankato State 50; Louisville 56, Xavier 49; Hamline 59, Xavier 58.

1956 National Invitation Tournament, New York, N.Y. – Xavier 84, St. Louis 80; Dayton 72, Xavier 68. All-Tourney: Jim Boothe.

1957 National Invitation Tournament, New York, N.Y. – Xavier 85, Seton Hall 79; Bradley 116, Xavier 81.

1958 National Invitation Tournament, New York, N.Y. – Xavier 95, Niagara 86; Xavier 72, Bradley 62; Xavier 72, St. Bonaventure 53; Xavier 78, Dayton 74 (OT) (Championship). All-Tourney: Hank Stein (MVP), Joe Viviano, Ducky Castelle, and Tony Olberding.

1961 NCAA Mideast Regional, Louisville, Ky. – Morehead State 71, Xavier 66.

1963 National Catholic, Louisville, Ky. – Xavier 80, Creighton 67; Xavier 89, St. Bonaventure 75 (Championship). All-Tourney: Steve Thomas (MVP).

1980 Midwestern City, Evansville, Ind. – Oklahoma City 102, Xavier 93.

1981 Midwestern City, Cincinnati, Ohio – Xavier 72, Evansville 69; Oklahoma City 82, Xavier 76 (Championship). All-Tourney: Anthony Hicks (MVP) and Dwight Hollins.

1982 Midwestern City, Tulsa, Okla. – Xavier 74, Oral Roberts 71; Loyola 77, Xavier 69.

1983 Midwestern City, Evansville, Ind. – Xavier 90, Detroit 70; Xavier 82, Loyola 76 (Championship). All-Tourney: Anthony Hicks and Eddie Johnson. NCAA Opening Round, Dayton, Ohio – Alcorn State 81, Xavier 75.

1984 Midwestern City, Chicago, Ill. – Xavier 72, St. Louis 60; Xavier 80, Loyola 69; Oral Roberts 68, Xavier 66 (Championship). All-Tourney: Jeff Jenkins, Victor Fleming, and John Shimko.

National Invitation Tournament, Cincinnati, Ohio – Xavier 60, Ohio State 57 (OT); Xavier 58, Nebraska 57; **Ann Arbor, Mich.** – Michigan 63, Xavier 62. All-Tourney: Ralph Lee.

1985 Midwestern City, Tulsa, Okla. – Xavier 77, Detroit 69; Loyola 65, Xavier 61.

1986 Midwestern Collegiate, Indianapolis, Ind. – Xavier 99, Loyola 91; Xavier 74, St. Louis 66 (Championship). All-Tourney: Byron Larkin (MVP), Ralph Lee, and Richie Harris.

NCAA Southeast Regional, Charlotte, N.C. – Alabama 97, Xavier 80.

1987 Midwestern Collegiate, Indianapolis, Ind. – Xavier 104, Butler 98; Xavier 82, Loyola 74; Xavier 81, St. Louis 69 (Championship). All-Tourney: Byron Larkin (MVP) and Stan Kimbrough.

NCAA Midwest Regional, Indianapolis, Ind. – Xavier 70, Missouri 69; Duke 65, Xavier 60.

1988 Midwestern Collegiate, Indianapolis, Ind. – Xavier 117, Loyola 79; Xavier 122, Detroit 96 (Championship). All-Tourney: Byron Larkin (MVP), Stan Kimbrough, and Tyrone Hill.

NCAA Midwest Regional, Lincoln, Neb. – Kansas 85, Xavier 72.

1989 Midwestern Collegiate, Dayton, Ohio – Xavier 85, Loyola 83; Xavier 79, St. Louis 56; Xavier 85, Evansville 78 (Championship). All-Tourney: Tyrone Hill (MVP), Michael Davenport.

NCAA Midwest Regional, Atlanta, Ga. – Michigan 92, Xavier 87.

1990 Midwestern Collegiate, Dayton, Ohio – Xavier 86, Butler 61; Xavier 89, Evansville 78; Dayton 98, Xavier 89 (Championship). All-Tourney: Tyrone Hill and Derek Strong.

NCAA Midwest Regional, Indianapolis, Ind. – Xavier 87, Kansas State 79; Xavier 74, Georgetown 71; Dallas, Texas – Texas 102, Xavier 89.

1991 Midwestern Collegiate, Dayton, Ohio – Xavier 66, Detroit 59; Xavier 90, Dayton 71; Xavier 81, St. Louis 68. All-Tourney: Jamie Gladden (MVP), Michael Davenport, and Jamal Walker.

NCAA Midwest Regional, Minneapolis, Minn. – Xavier 89, Nebraska 84; Connecticut 66, Xavier 50.

1992 Midwestern Collegiate, Cincinnati, Ohio – Butler 78, Xavier 61.

1993 Midwestern Collegiate, Indianapolis, Ind. – Xavier 60, Loyola 50; Xavier 67, Duquesne 41; Evansville 80, Xavier 69 (Championship). All-Tourney: Brian Grant.

NCAA Midwest Regional, Indianapolis, Ind. – Xavier 73, New Orleans 55; Indiana 73, Xavier 70.

1994 Midwestern Collegiate, Indianapolis, Ind. – Detroit Mercy 79, Xavier 75. **National Invitation Tournament, Cincinnati, Ohio** – Xavier 80, Miami of Ohio 68; **Evanston, Ill.** – Xavier 83, Northwestern 79 (OT); **Villanova, Pa.** – Villanova 76, Xavier 74.

1995 Midwestern Collegiate, Dayton, Ohio – Wright State 71, Xavier 70. **NCAA Southeast Regional, Tallahassee, Fla.** – Georgetown 68, Xavier 63.

1996 Atlantic 10, Philadelphia, Pa. – Xavier 61, Fordham 54; Temple 67, Xavier 50.

1997 Atlantic 10, Philadelphia, Pa. – Temple 69, Xavier 62 (OT). **NCAA Midwest Regional, Auburn Hills, Mich.** – Xavier 80, Vanderbilt 68; UCLA 96, Xavier 83.

1998 Atlantic 10, Philadelphia, Pa. – Xavier 68, St. Bonaventure 44; Xavier 95, Rhode Island 80; Xavier 77, George Washington 63 (Championship). All-Tourney: James Posey (MVP), Torraye Braggs, Lenny Brown and Darnell Williams.

NCAA East Regional, Washington, D.C. – Washington 69, Xavier 68.

1999 Atlantic 10, Philadelphia, Pa. – Xavier 72, Massachusetts 68; Temple 76, Xavier 64. **National Invitation Tournament, Toledo, Ohio** – Xavier 86, Toledo 84; **Cincinnati, Ohio** – Xavier 87, Wake Forest 76; Xavier 65, Princeton 58; **New York, N.Y.** – Clemson 79, Xavier 76; Xavier 106, Oregon 75. All-Tourney: Lenny Brown.

2000 Atlantic 10, Philadelphia, Pa. – Xavier 75, Rhode Island 60; St. Bonaventure 72, Xavier 69. **National Invitation Tournament, Cincinnati, Ohio** – Xavier 67, Marquette 63; South Bend, IN – Notre Dame 76, Xavier 64.

2001 Atlantic 10, Philadelphia, Pa. – George Washington 83, Xavier 74. **NCAA Midwest Regional, Kansas City, Mo.** – Notre Dame 83, Xavier 71.

2002 Atlantic 10, Philadelphia, Pa. – Xavier 65, Massachusetts 59 (OT); Xavier 66, Dayton 59; Xavier 73, Richmond 60 (Championship). All-Tourney: David West (MVP), Romain Sato and Lionel Chalmers.

NCAA Midwest Regional, Dallas, Texas – Xavier 70, Hawaii 58; Oklahoma 78, Xavier 65.

2003 Atlantic 10, Dayton, Ohio – Xavier 78, George Washington 73; Temple 63, Xavier 57. All-Tourney: David West.

NCAA South Regional, Nashville, Tenn. – Xavier 71, Troy State 59; Maryland 77, Xavier 64.

2004 Atlantic 10, Dayton, Ohio – Xavier 90, St. Bonaventure 64; Xavier 87, Saint Joseph's 67; Xavier 70, George Washington 47; Xavier 58, Dayton 49. All-Tourney: Lionel Chalmers (MVP), Romain Sato and Anthony Myles.

NCAA First & Second Rounds, Orlando, Fla. – Xavier 80, Louisville 70; Xavier 89, Mississippi State 74.

NCAA Atlanta Regional, Atlanta, Ga. – Xavier 79, Texas 71; Duke 66, Xavier 63; All-Regional Team: Lionel Chalmers, Romain Sato and Anthony Myles.

2005 Atlantic 10, Cincinnati, Ohio – Xavier 83, La Salle 70; Saint Joseph's 73, Xavier 68; All-Tourney: Stanley Burrell.

2006 Atlantic 10, Cincinnati, Ohio – Xavier 75, Massachusetts 66; Xavier 59, Charlotte 55; Xavier 70, Fordham 59; Xavier 62, Saint Joseph's 61. All-Tourney: Justin Cage (MVP) and Josh Duncan.


NCAA First & Second Rounds, Salt Lake City, Utah – Gonzaga 79, Xavier 75.

2007 Atlantic 10, Atlantic City, N.J. – Xavier 72, Dayton 51; Rhode Island 79, Xavier 71. All-Tourney: Drew Lavender.

NCAA First & Second Rounds, Lexington, Ky. – Xavier 79, BYU 77; Ohio State 78, Xavier 71 (OT).

2008 Atlantic 10, Atlantic City, N.J. – Xavier 74, Dayton 65; Saint Joseph's 61, Xavier 53. **NCAA First & Second Rounds, Washington, D.C.** – Xavier 73, Georgia 61; Xavier 85, Purdue 78. **NCAA West Regional, Phoenix, Ariz.** – Xavier 79, West Virginia 75 (OT); UCLA 76, Xavier 57; All-Regional Team: Josh Duncan.

2009 Atlantic 10, Atlantic City, N.J. – Xavier 66, Saint Louis 47; Temple 55, Xavier 53. **NCAA First & Second Rounds, Boise, Idaho** – Xavier 77, Portland State 59; Xavier 60, Wisconsin 49. **NCAA East Regional, Boston, Mass.** – Pittsburgh 60, Xavier 55.



James Posey earned Tournament MVP honors while leading Xavier to the 1998 Atlantic 10 Conference Tournament Championship. Posey helped XU make NCAA Tournament appearances in 1997 and 1998 and the NIT Semifinals in 1999.

REGULAR SEASON TOURNAMENTS | 2009-10

1946 Indiana State Invitational, Terre Haute, Ind. – Xavier 64, Southeast Missouri State 49; Xavier 53, Evansville 47; Marshall 58, Xavier 44.

1950 Ohio Catholic Tournament, Cleveland, Ohio – Dayton 59, Xavier 51.

1950 Cincinnati Invitational, Cincinnati, Ohio – Xavier 74, Morris-Harvey 53; Cincinnati 59, Xavier 48.

1955 Queen City, Buffalo, N.Y. – Xavier 84, Niagara 63; Xavier 95, St. Bonaventure 86; Xavier 92, Georgia Tech 67. All-Tourney: Jim Boothe (MVP) and Dave Piontek.

1956 Queen City, Buffalo, N.Y. – Minnesota 83, Xavier 76; Xavier 81, Cornell 57. All-Tourney: Jim Boothe.

1957 Cincinnati Invitational, Cincinnati, Ohio – Xavier 70, Marshall 68; Cincinnati 79, Xavier 68. All-Tourney: Hank Stein.

1958 All-College, Oklahoma City, Okla. – Xavier 68, Oregon 57; Oklahoma City 81, Xavier 54; Bowling Green 92, Xavier 71.

1959 Hurricane Classic, Miami Beach, Fla. – Xavier 86, Florida 74; Miami 87, Xavier 69. All-Tourney: Jack Thobe and Bill Kirvin.

1960 Motor City, Detroit, Mich. – Colorado State 71, Xavier 65; Xavier 72, Yale 39. All-Tourney: Bill Kirvin.

1961 University of Kentucky Invitational, Lexington, Ky. – Kansas State 75, Xavier 67; Tennessee 75, Xavier 70. All-Tourney: Frank Pinchback.

1962 Sugar Bowl Classic, New Orleans, La. – Auburn 63, Xavier 57; Mississippi State 75, Xavier 66.

1963 Queen City, Buffalo, N.Y. – Xavier 69, Miami (OH) 68; DePaul 86, Xavier 80. All-Tourney: Steve Thomas and Bob Pelkington.

1964 All-College, Oklahoma City, Okla. – Xavier 93, LSU 87; Brigham Young 115, Xavier 103; Oklahoma City 90, Xavier 75. All-Tourney: Steve Thomas.

1965 All-College, Oklahoma City, Okla. – Wichita State 82, Xavier 81; Xavier 98, Texas A&M 86; Xavier 90, Wyoming 86.

1966 American Legion Classic, Seattle, Wash. – Xavier 96, Wyoming 92; Seattle 91, Xavier 79. All-Tourney: Tim O'Connell (MVP).

1967 All-College, Oklahoma City, Okla. – Brigham Young 87, Xavier 75; Xavier 101, Idaho State 84; Fordham 81, Xavier 70. All-Tourney: Bob Quick.

1968 Mobile Classic, Mobile, Ala. – Xavier 75, West Florida 67; Auburn 75, Xavier 73. All-Tourney: Tom Schlager and Luther Rackley.

1969 Marshall Invitational, Huntington, W.Va. – Xavier 75, NYU 68; Oklahoma 101, Xavier 89. All-Tourney: Tom Binegar.

1970 Old Dominion Classic, Norfolk, Va. – Auburn 86, Xavier 73; Xavier 82, Tulane 66.

1971 Palmetto Classic, Charleston, S.C. – Virginia 85, Xavier 65; Air Force 62, Xavier 58.

1972 Roadrunner Classic, Las Cruces, N.M. – Southern Illinois 75, Xavier 65; VMI 60, Xavier 59.

1973 Poinsettia Classic, Greenville, S.C. – Furman 82, Xavier 70; Delaware 65, Xavier 64. All-Tourney: Mike Plunkett and Jerry Foley.

1974 All-College, Oklahoma City, Okla. – Oklahoma City 70, Xavier 68; Wyoming 60, Xavier 57; Xavier 76, Niagara 69.

1975 Marshall Memorial Invitational, Huntington, W.Va. – Xavier 78, Marshall 77 (OT); Kent State 79, Xavier 71. All-Tourney: Garry Whitfield and Nick Daniels.

1976 Brigham Young Cougar Classic, Provo, Utah – Niagara 46, Xavier 44; Seattle 63, Xavier 61. All-Tourney: Steve Spivery.

1976 Maryland Invitational, College Park, Md. – Maryland 84, Xavier 74; Duquesne 86, Xavier 80.

1977 Bluebonnet Classic, Houston, Texas – Houston 100, Xavier 75; Xavier 65, Rice 58. All-Tourney: Gary Massa.

1978 Volunteer Classic, Knoxville, Tenn. – Xavier 75, Southern Cal 68; Xavier 51, Tennessee 50. All-Tourney: Nick Daniels (MVP).

1979 Indiana Classic, Bloomington, Ind. – Indiana 92, Xavier 66; Seton Hall 70, Xavier 67.

1979 West Virginia Classic, Morgantown, W.Va. – West Virginia 82, Xavier 65; Xavier 74, Columbia 59.

1980 Lobo Classic, Albuquerque, N.M. – Boston University 91, Xavier 84; TCU 57, Xavier 47. All-Tourney: Anthony Hicks.

1981 Lapchick Tournament, Jamaica, N.Y. – St. John's 75, Xavier 55; Detroit 72, Xavier 68 (OT).

1983 Miller High Life Tournament, Tampa, Fla. – Xavier 77, Niagara 68; Xavier 104, Delaware State 82. All-Tourney: Jeff Jenkins (MVP), John Shimko, and Dexter Bailey.

1984 Cactus Klassic, Tempe, Ariz. – Xavier 87, George Washington 79; Arizona State 71, Xavier 67. All-Tourney: Byron Larkin.

1986 Fleet Basketball Classic, Providence, R.I. – Tulsa 70, Xavier 60; American 92, Xavier 90 (OT). All-Tourney: Byron Larkin and Stan Kimbrough.

1988 Dodge NIT, Cincinnati, Ohio – Xavier 85, Louisville 83; Columbia, MO – Missouri 83, Xavier 71.

1989 Met Life Classic, San Francisco, Calif. – Xavier 72, Princeton 65; Xavier 78, San Francisco 62. All-Tourney: Tyrone Hill (MVP) and Derek Strong.

1992 Daiwa NCAA Ball, Tokyo, Japan – Xavier 74, Delaware 66; Xavier 99, All-Japan College 57 (exhibition); Xavier 75, Rice 60. All-Tourney: Brian Grant (MVP) and Jamie Gladden.

1998 Puerto Rico Shootout, San Juan, Puerto Rico – Pittsburgh 94, Xavier 76; Xavier 74, Colorado 61; San Francisco 82, Xavier 69.

1999 Great Alaska Shootout, Anchorage, Alaska – Xavier 81, Louisville 79; Kansas 111, Xavier 70; Xavier 81, Washington 65. All-Tourney: Lloyd Price.

2002 Preseason NIT, Cincinnati, Ohio – Xavier 87, Saint Peter's 48; Stanford, CA – Stanford 63, Xavier 62.


2003 Dell BCA Classic, Cincinnati, Ohio – Xavier 62, Coppin State 37; Xavier 72, Mercer 58; Xavier 76, Oakland 66. All-Tourney: Lionel Chalmers (MVP) and Romain Sato.

2006 Paradise Jam, U.S. Virgin Islands – Xavier 70, Virginia Commonwealth 67; Xavier 71, Villanova 66; Alabama 63, Xavier 56. All-Tourney: Stanley Burrell.


2007 Chicago Challenge, Cincinnati, Ohio – Xavier 90, Southeast Missouri State 59; Xavier 98, Coppin State 49.

Chicago Challenge, Hoffman Estates, Ill. – Xavier 78, Kent State 65; Xavier 80, Indiana 65; All-Tourney: Co-Tourney MVPs C.J. Anderson and Drew Lavender; All-Tourney: Josh Duncan.

2008 O'Reilly Auto Parts Puerto Rico Tip-Off, San Juan, Puerto Rico – Xavier 75, Missouri 71; Xavier 63, Virginia Tech 62 OT; Xavier 63, Memphis 58. Tourney MVP: C.J. Anderson.



Nick Daniels was the Tournament MVP as XU captured the championship of the 1978 Volunteer Classic.




Stanley Burrell was on the All-Tournament Team for the 2006 Paradise Jam in the U.S. Virgin Islands.



C.J. Anderson earned Tournament MVP honors of the 2008 Puerto Rico Tip-Off and the 2007 Chicago Invitational Challenge. Current Musketeer Jordan Crawford (lower left) was on that 2007-08 IU team.

A HISTORY OF WINNERS



INDIVIDUAL RECORDS | 2009-10

Most Points

Game	50	Steve Thomas (vs. Detroit) -----	1-6-64
	47	David West (vs. Dayton) -----	2-8-03
	45	Byron Larkin (vs. Loyola of Chicago) -----	2-28-86
	45	Steve Thomas (vs. Cincinnati) -----	3-4-64
	45	Gene Smith (vs. Georgetown, Ky.) -----	12-4-52
Season	792	Byron Larkin -----	1986-87
	779	Steve Thomas -----	1963-64
	758	Byron Larkin -----	1987-88
Career	2,696	Byron Larkin -----	1984-88
	2,132	David West -----	1999-2003
	2,005	Romain Sato -----	2000-04
	2,003	Tyrone Hill -----	1986-90
	1,885	Lenny Brown -----	1995-99

Highest Point Average

Season	30.0	Steve Thomas -----	1963-64
	*28.9	Steve Thomas -----	1964-65
	25.3	Byron Larkin -----	1987-88
Career	23.6	Steve Thomas -----	1962-66
	22.3	Byron Larkin -----	1984-88
	21.0	Bob Quick -----	1965-68

*Not official record since he played only 14 games.

Most Points in a Game at Cintas Center

47	David West (vs. Dayton) -----	2-8-03
----	-------------------------------	--------

Most Points in a Game Away From Home

45	Byron Larkin (vs. Loyola of Chicago) -----	2-28-86
----	--	---------

Most Rebounds

Game	31	Bob Pelkington (vs. St. Francis Pa.) -----	2-18-64
	28	Corny Freeman (three times) -----	1956-57
Season	*567	Bob Pelkington -----	1963-64
	*526	Corny Freeman -----	1956-57
	454	Bob Pelkington -----	1962-63

*Indicates led nation in rebounding.

Career	1,380	Tyrone Hill -----	1986-90
	1,325	Bob Pelkington -----	1961-64
	1,308	David West -----	1999-2003
	1,080	Brian Grant -----	1990-94

Highest Rebound Average

Season	*21.8	Bob Pelkington -----	1963-64
	*18.8	Corny Freeman -----	1956-57
	16.2	Bob Pelkington -----	1962-63

*Indicates led nation in rebounding.

Career	16.6	Bob Pelkington -----	1961-64
	12.7	Luther Rackley -----	1966-69
	12.1	Dave Piontek -----	1953-56
	12.0	Bob Quick -----	1965-68

Most Assists

Game	18	Keith Walker (vs. Detroit) -----	2-7-80
	15	Ralph Lee (vs. Loyola of Chicago) -----	2-28-86
	15	Dave Lynch (vs. St. Francis, Pa.) -----	1-15-66
Season	251	Ralph Lee -----	1985-86
	199	Ralph Lee -----	1984-85
	196	Jamal Walker -----	1989-90
Career	699	Ralph Lee -----	1982-86
	639	Jamal Walker -----	1987-91
	496	Keith Walker -----	1976-80

Most Steals

Game	9	James Posey (vs. Fordham) -----	1-10-98
	8	Jamal Walker (vs. Fordham) -----	1-5-91
	8	Stan Kimbrough (vs. Louisville) -----	11-18-88
	8	Anthony Hicks (vs. Butler) -----	2-2-82
	8	Keith Walker (vs. Valparaiso) -----	2-17-79
Season	102	James Posey -----	1998-99
	81	Lenny Brown -----	1997-98
	79	Nick Daniels -----	1977-78
	69	Stan Kimbrough -----	1988-89
	63	James Posey -----	1997-98
	62	Lenny Brown -----	1996-97
	62	Lenny Brown -----	1998-99
Career	242	Lenny Brown -----	1995-99
	226	Anthony Hicks -----	1979-83
	214	James Posey -----	1996-99
	202	Nick Daniels -----	1975-79

Most Blocks

Game	8	David West (vs. Coastal Carolina) -----	11-17-01
	7	David West (at Rhode Island) -----	1-23-02
	7	David West (at La Salle) -----	2-25-01
	7	Dave Payton (vs. Southwestern of Memphis) -----	2-26-78
	7	Aaron Williams (vs. Loyola of Chicago) -----	2-6-90
	6	David West (vs. George Washington) -----	2-3-01
	6	Reggie Butler (vs. Eastern Kentucky) -----	11-22-00
	6	Aaron Williams (vs. Mt. St. Mary's) -----	11-24-90
	6	Brian Grant (vs. George Washington) -----	2-12-94
	6	James Posey (vs. Temple) -----	2-14-99
Season	80	David West -----	2001-02
	61	David West -----	2000-01
	57	Aaron Williams -----	1990-91
	57	Aaron Williams -----	1991-92
	55	Aaron Williams -----	1992-93
Career	228	David West -----	1999-2003
	197	Aaron Williams -----	1989-93
	140	Justin Doellman -----	2003-07
	127	Brian Grant -----	1990-94
	117	Dexter Bailey -----	1980-84

Most Field Goal Attempts

Game	34	Steve Thomas (vs. Detroit) -----	1-6-64
Season	637	Steve Thomas -----	1963-64
Career	1,949	Byron Larkin -----	1984-88

Most Field Goals Made

Game	18	Steve Thomas (vs. Detroit) -----	1-6-64
Season	302	Steve Thomas -----	1963-64
Career	1,022	Byron Larkin -----	1984-88

Highest Field Goal Percentage

Season	.654	Brian Grant (223-341) -----	1992-93
Career (2 years)	.619	Brian Thornton -----	2004-06
Career (3 or 4 years)	.594	Brian Grant -----	1990-94

Most 3-Pt. Field Goals Made

Game	9	Romain Sato (vs. Rhode Island) -----	2-15-03
	8	Romain Sato (at Rhode Island) -----	1-13-01
	7	B.J. Raymond (vs. Auburn) -----	12-3-08
	7	Drew Lavender (vs. Charlotte) -----	2-3-07
	7	Lionel Chalmers (vs. Fordham) -----	2-7-04
	7	Romain Sato (vs. Duquesne) -----	1-30-02
	7	Maurice McAfee (vs. St. Bona in A-10 Trn.) -----	3-9-00
	7	Jamie Gladden (vs. Wichita State) -----	12-30-92
	7	Jamie Gladden (vs. Cincinnati) -----	1-27-93
Season	104	Lenny Brown -----	1998-99
	101	Lionel Chalmers -----	2003-04
Career	307	Romain Sato -----	2000-04
	236	Lenny Brown -----	1995-99
	235	Lionel Chalmers -----	2000-04

Most 3-Pt. Field Goal Attempts

Game	16	Romain Sato (vs. Rhode Island) -----	2-15-03
	15	Jeff Massey (vs. La Salle) -----	1-14-95
	15	Jamie Gladden (vs. Butler) -----	3-7-92
Season	263	Lenny Brown -----	1998-99
Career	836	Romain Sato -----	2000-04
	646	Lenny Brown -----	1995-99

Highest 3-Pt. Field Goal Percentage (4 Att. Min.)

Game	1.000	Drew Lavender (5-5 at St. Bonaventure) -----	1-24-07
	1.000	Josh Duncan (5-5 at Charlotte) -----	2-13-08
Season	.465	Brad Redford (53-114) -----	2008-09
Career	.435	Jamie Gladden (154-354) -----	1989-93

Most Free Throw Attempts

Game	24	Bob Quick (vs. Marquette) -----	2-26-68
Season	253	Byron Larkin -----	1986-87
Career	874	David West -----	1999-2003


Most Free Throws Made

Game	22	Bob Quick (vs. Marquette) -----	2-26-68
Season	204	Byron Larkin -----	1986-87
Career	662	David West -----	1999-2003

Highest Free Throw Percentage

Game	1.000	Steve Thomas (16-16 vs. Canisius) -----	1-28-64
Season	*.902	Joe Geiger (74-82) -----	1961-62
Career	.843	Joe Geiger (257-305) -----	1961-64

*Indicates led nation in free throw percentage.



Ralph Lee holds the school record for most assists in a career (699) and the top two single season totals in school history, including a school record 251 in his senior season of 1985-86.

Most Personal Fouls

Season	123	James Posey	1998-99
Career	419	Tyrone Hill	1986-90

Most Games Played

137	B.J. Raymond	2005-09
132	Stanley Burrell	2004-08
132	Justin Doellman	2003-07
131	Justin Cage	2003-07
130	Kevin Frey	1998-2002
130	Romain Sato	2000-04
128	Josh Duncan	2004-08
126	David West	1999-2003
126	Tyrone Hill	1986-90
126	Maurice McAfee	1997-01

Most Starts

Career	130	Romain Sato	2000-04
	126	David West	1999-2003

Most Consecutive Starts

Career	130	Romain Sato	2000-04
	126	David West	1999-2003

Most Starts as a Freshman

	33	David West	1999-2000
--	----	------------	-----------

Most Double-Doubles in Scoring-Rebounding

Season	24	Tyrone Hill	1989-90
	22	David West	2002-03
	20	David West	2000-01
	20	Tyrone Hill	1988-89
Career	68	David West	1999-2003
	64	Tyrone Hill	1986-90

Most Consecutive Games with a Double-Double in Scoring-Rebounding

	10	Tyrone Hill	Jan. 18-Feb. 22, 1990
	10	David West	Jan. 7-Feb. 15, 2003

Most Games Scoring in Double Figures

Season	33	Romain Sato	2003-04
Career	117	Byron Larkin	1984-88

Most Consecutive Games Scoring in Double Figures

	78	Byron Larkin	1986-88
	56	David West	1999-2003
	42	Stan Kimbrough	1986-89

Most Career 20-Point Plus Games

	83	Byron Larkin	1984-88
--	----	--------------	---------

Most Seasons as Team's Leading Scorer

	4	Byron Larkin	1984-88
--	---	--------------	---------

Most Seasons as Team's Leading Rebounder

	4	David West	1999-2003
	4	Brian Grant	1990-94
	4	Tyrone Hill	1986-90

Most Consecutive Field Goals Made

	16	Josh Duncan	2007-08
--	----	-------------	---------

Most Consecutive Free Throws Made

	31	Romain Sato	2003-04
	31	James Posey	1998-99
	30	Bill Kirvin	1959-60

Bill Kirvin, a member of the 1,000-Point Club and the Xavier Athletic Hall of Fame, earned a reputation as one of the nation's best free throw shooters. His school record streak of 30 straight free throws made stood for almost 40 years.



SINGLE GAME INDIVIDUAL RECORDS BY CLASS

POINTS

FRESHMAN:

35, **Darnell Williams**
vs. Duquesne (2-24-96)
32, **Stanley Burrell**
at Duquesne (2-13-05)
31, **Romain Sato**
at Rhode Island (1-13-01)

SOPHOMORE:

45, **Byron Larkin**
vs. Loyola (Chicago) (2-28-86)
34, **Romain Sato**
vs. George Washington (2-14-02)
34, **Jerry Helmers**
vs. Niagara (12-23-69)
Tim O'Connell
at Memphis State (1-29-66)
Steve Thomas
vs. St. Bonaventure (3-9-63)

JUNIOR:

50, **Steve Thomas**
vs. Detroit (1-6-64)
45, **Steve Thomas**
vs. Cincinnati (3-4-64)

SENIOR:

47, **David West**
vs. Dayton (2-8-03)
45, **Gene Smith**
vs. Georgetown (KY) (12-4-52)
41, **Steve Thomas**
vs. St. Bonaventure (12-23-64)

REBOUNDS

FRESHMAN:

16, **Derrick Brown**
vs. BYU (3-15-07)
Brian Grant
vs. Butler (2-12-91)

Romain Sato
vs. Samford (11-28-00)

SOPHOMORE:

28, **Corny Freeman**
vs. Minnesota (12-27-56)
vs. Loyola (MD) (1-31-57)
at W. Kentucky (2-27-57)

JUNIOR:

24, **Bob Pelkington**
vs. Gannon (12-12-62)
23, **Tyrone Hill**
vs. Loyola (Chicago) (2-9-89)
Bob Pelkington
at Marquette (1-12-63)

SENIOR:

31, **Bob Pelkington**
vs. St. Francis, (PA) (2-18-64)
30, **Bob Pelkington**
vs. Canisius (1-28-64)

ASSISTS

FRESHMAN:

11, **Dedrick Finn**
vs. Rhode Island (2-15-03)
Michael Hawkins
vs. Fordham (2-26-92)

SOPHOMORE:

12, **Jamal Walker**
vs. Valparaiso (1-7-89)
Keith Walker
vs. Valparaiso (2-18-78)

JUNIOR:

15, **Dave Lynch**
vs. St. Francis (PA) (1-15-66)

SENIOR:

18, **Keith Walker**
vs. Detroit (2-7-80)

STEALS

FRESHMAN:

6, **Brian Grant**
vs. Marquette (2-7-91)
David West
vs. St. Mary's (12-21-99)
Lionel Chalmers
vs. Miami (11-18-00)

SOPHOMORE:

6, **Anthony Hicks**
vs. Union (12-1-80)

JUNIOR:

9, **James Posey**
vs. Fordham (1-10-98)

SENIOR:

8, **Stan Kimbrough**
vs. Louisville (11-18-88)
Jamal Walker
vs. Fordham (1-5-91)

BLOCKED SHOTS

FRESHMAN:

7, **Aaron Williams**
vs. Loyola Chicago (2-6-90)

SOPHOMORE:

7, **David West**
at La Salle (2-15-01)
6, **Aaron Williams**
vs. Mount St. Mary's (11-24-90)
David West
vs. George Washington (2-3-01)


JUNIOR:

8, **David West**
vs. Coastal Carolina (11-17-01)
7, **David West**
at Rhode Island (1-23-02)
Dave Payton
vs. SW of Memphis (2-26-78)

BLOCKED SHOTS

SENIOR:

6, **Brian Grant**
vs. George Washington (2-12-94)
James Posey
vs. Temple (2-14-99)
Reggie Butler
vs. Eastern Kentucky (11-22-00)



Darnell Williams set an XU freshman record with 35 points in a 1996 win over Duquesne. Williams is seen here during his freshman season in an overtime loss to Marcus Camby (No. 21) and the undefeated and No. 1-ranked UMass Minutemen at Cincinnati Gardens. Williams led XU in scoring as a junior in the 1997-98 season at 17.3 ppg.

SCORING RECORDS | 2009-10

SEASON	SCORING LEADER	G	FG(3)	FT	TP	AVG.
2008-09	B.J. Raymond, G	35	167 (84)	76	494	14.1
2007-08	Josh Duncan, F	37	141 (55)	122	459	12.4
2006-07	Justin Doellman, F	34	164 (42)	95	465	13.7
2005-06	Stanley Burrell, G	32	165 (69)	61	460	14.4
	*Brian Thornton, F	21	114 (0)	94	322	15.3
2004-05	Stanley Burrell, G	29	126 (61)	56	369	12.7
2003-04	Lionel Chalmers, G	37	204 (101)	105	614	16.6
2002-03	David West, F	32	213 (9)	209	644	20.1
2001-02	David West, F	32	196 (9)	185	586	18.3
2000-01	David West, F	29	174 (0)	168	516	17.8
1999-00	Maurice McAfee, G	33	155 (89)	98	497	15.1
1998-99	Lenny Brown, G	36	229 (104)	91	653	18.1
1997-98	Darnell Williams, G-F	28	184 (39)	78	485	17.3
1996-97	Lenny Brown, G	29	160 (56)	77	453	15.6
1995-96	Lenny Brown, G	27	111 (28)	88	338	12.5
1994-95	Jeff Massey, G	28	188 (77)	77	530	18.9
1993-94	Brian Grant, C	29	181 (1)	122	485	16.7
1992-93	Brian Grant, C	30	223 (0)	110	556	18.5
1991-92	Jamie Gladden, G	27	201 (50)	73	525	19.4
1990-91	Jamie Gladden, G	32	190 (35)	71	486	15.2
1989-90	Tyrone Hill, F	32	250 (0)	146	646	20.2
1988-89	Tyrone Hill, F	33	235 (0)	155	625	18.9
1987-88	Byron Larkin, G	30	296 (19)	147	758	25.3
1986-87	Byron Larkin, G	32	278 (32)	204	792	24.8
1985-86	Byron Larkin, G	30	261	132	654	21.8
1984-85	Byron Larkin, G	29	187	118	492	17.0
1983-84	Jeff Jenkins, C-F	33	223	115	561	17.0
1982-83	Anthony Hicks, G	30	171	106	448	14.9
1981-82	Anthony Hicks, G	28	226	120	572	20.4
1980-81	Anthony Hicks, G	27	183	85	451	16.7
1979-80	Jon Hanley, F	24	187	68	442	18.4
1978-79	Nick Daniels, G	27	239	95	573	21.2
1977-78	Nick Daniels, G	27	191	68	450	16.7
1976-77	Dale Haarman, F	27	137	85	359	13.3
1975-76	Garry Whitfield, G	26	151	122	424	16.3
1974-75	Mike Plunkett, F	26	172	70	414	15.9
1973-74	Mike Plunkett, F	26	148	68	364	14.0
1972-73	Conny Warren, C-F	26	158	74	390	15.0
1971-72	Bob Fullarton, C	26	149	87	385	14.8
1970-71	Jerry Helmers, F	26	190	125	505	19.4
1969-70	Jerry Helmers, F	24	161	99	421	17.5
1968-69	Luther Rackley, C	26	169	117	455	17.5
1967-68	Bob Quick, F	26	218	179	615	23.7
1966-67	Bob Quick, F	26	181	140	502	19.3
1965-66	Bob Quick, F	26	205	109	519	20.0
1964-65	Bryan Williams, F	24	133	95	344	14.3
	*Steve Thomas, G	14	166	73	405	28.9
1963-64	Steve Thomas, G	26	302	175	779	30.0
1962-63	Steve Thomas, G	28	180	91	451	16.1
1961-62	Jack Thobe, C-F	26	152	75	379	14.6
1960-61	Jack Thobe, C-F	25	177	84	438	17.5
1959-60	Jack Thobe, C-F	26	203	73	479	18.4
1958-59	Joe Viviano, F	25	162	101	425	17.0
1957-58	Joe Viviano, F	30	211	122	544	18.1
1956-57	Corny Freeman, C-F	28	156	122	434	15.5
1955-56	Jim Boothe, G	26	158	146	462	16.5
1954-55	Dave Piontek, C	26	156	127	439	16.9
1953-54	Dave Piontek, C	30	157	124	438	14.6
1952-53	Huck Budde, F	23	174	153	501	21.8
1951-52	Gene Smith, C	24	195	105	495	20.6
1950-51	Gene Smith, C	26	143	75	361	13.9
1949-50	Gene Smith, C	16	104	45	253	15.8
1948-49	Malcolm McMullen, C	26	125	61	311	12.0
1947-48	Art Morthorst, F	32	137	49	323	10.1

* Had the team's top scoring average but did not play in 75 percent of the games

"TOP 25" SINGLE SEASON SCORING TOTALS

PLAYER, POSITION	YEAR	G	FGM(3)	FTM	TP	AVG.
1. Byron Larkin, G	86-87	32	278(32)	204	792	24.8
2. Steve Thomas, G	63-64	26	302	175	779	30.0
3. Byron Larkin, G	87-88	30	296(19)	147	758	25.3
4. Byron Larkin, G	85-86	30	261	132	654	21.8
5. Lenny Brown, G	98-99	36	229(104)	91	653	18.1
6. Tyrone Hill, F	89-90	32	250	146	646	20.2
7. David West, F	02-03	32	213(9)	209	644	20.1
8. Tyrone Hill, F	88-89	33	235	155	625	18.9
9. Stan Kimbrough, G	88-89	26	234(70)	82	620	18.8
10. Bob Quick, F	67-68	27	218	179	615	23.7
11. Lionel Chalmers, G	03-04	37	204(101)	105	614	16.6
12. James Posey, F	98-99	36	191(48)	179	609	16.9
13. Romain Sato, G	03-04	37	179(75)	170	603	16.3
14. David West, F-C	01-02	32	196(9)	185	586	18.3
15. Romain Sato, F	02-03	32	182(84)	131	579	18.1
16. Nick Daniels, G	78-79	28	239	95	573	21.2
17. Anthony Hicks, G	81-82	33	226	120	572	20.4
18. Jeff Jenkins, C-F	83-84	30	223	115	561	17.0
19. Brian Grant, C	92-93	30	223(0)	110	556	18.5
20. Joe Viviano, F	57-58	26	211	122	544	18.1
21. Jeff Massey, G	94-95	28	188(77)	77	530	18.9
22. Jamie Gladden, G	91-92	27	201(50)	73	525	19.4
23. Bob Quick, F	65-66	32	205	109	519	20.0
24. David West, F-C	00-01	29	174(0)	168	516	17.8
25. Stan Kimbrough, G	86-87	26	195(39)	82	511	16.0

LEADING SCORERS BY CLASS

FRESHMEN

BY TOTAL

Byron Larkin (84-85) 492
 Gary Massa (77-78) 391
 Nick Daniels (75-76) 389
 David West (99-00) 386

BY AVERAGE

Byron Larkin (84-85) 17.0
 Nick Daniels (75-76) 15.0
 Gary Massa (77-78) 14.5
 Anthony Hicks (79-80) 12.8

SOPHOMORES

BY TOTAL

Byron Larkin (85-86) 654
 Bob Quick (65-66) 519
 David West (00-01) 516
 Romain Sato (01-02) 514

BY AVERAGE

Byron Larkin (85-86) 21.8
 Bob Quick (65-66) 20.0
 Jack Thobe (59-60) 18.4
 David West (00-01) 17.8

JUNIORS

BY TOTAL

Byron Larkin (86-87) 792
 Steve Thomas (63-64) 779
 Tyrone Hill (88-89) 625
 David West (01-02) 586

BY AVERAGE

Steve Thomas (63-64) 30.0
 Byron Larkin (86-87) 24.8
 Anthony Hicks (81-82) 20.4
 Jerry Helmers (70-71) 19.4


SENIORS

BY TOTAL

Byron Larkin (87-88) 758
 Lenny Brown (98-99) 653
 Tyrone Hill (89-90) 646
 David West (02-03) 644

BY AVERAGE

Byron Larkin (87-88) 25.3
 Bob Quick (67-68) 23.7
 Huck Budde (52-53) 21.8
 Nick Daniels (78-79) 21.2



Steve Thomas, who scored a school-record 30.0 ppg. as a junior, scored a school-record 50 points in a 121-113 win over Detroit on January 6, 1964 in Schmidt Fieldhouse.

SEASON	REBOUND LEADER	G	NO.	AVG.
2008-09	Derrick Brown, F	35	212	6.1
2007-08	Derrick Brown, F	37	242	6.5
2006-07	Justin Doellman, F	34	188	5.5
2005-06	Justin Doellman, F	32	215	6.7
2004-05	Justin Doellman, F	29	173	6.0
2003-04	Romain Sato, G	37	297	8.0
2002-03	David West, F	32	378	11.8
2001-02	David West, F	32	313	9.8
2000-01	David West, F	29	316	10.9
1999-00	David West, F	33	301	9.1
1998-99	James Posey, F	36	322	8.9
1997-98	James Posey, F	30	253	8.4
1996-97	James Posey, F	29	226	7.8
1995-96	T.J. Johnson, F	28	189	6.8
1994-95	Larry Sykes, C-F	27	291	10.8
1993-94	Brian Grant, C	29	287	9.9
1992-93	Brian Grant, C	30	283	9.4
1991-92	Brian Grant, C	26	237	9.1
1990-91	Brian Grant, C	32	273	8.5
1989-90	Tyrone Hill, F	32	402	12.6
1988-89	Tyrone Hill, F	33	403	12.2
1987-88	Tyrone Hill, F	30	314	10.5
1986-87	Tyrone Hill, F	31	261	8.4
1985-86	Eddie Johnson, C	30	202	6.7
1984-85	Walt McBride, G-F	29	159	5.5
1983-84	Dexter Bailey, F	33	192	5.8
1982-83	Dexter Bailey, F	29	194	6.7
1981-82	Dexter Bailey, F	28	211	7.5
1980-81	Dwight Hollins, F	28	139	5.0
1979-80	David Anderson, C	26	198	7.6
1978-79	Joe Sunderman, C	20	171	8.6
1977-78	Steve Spivery, F-C	26	209	8.0
1976-77	Steve Spivery, F-C	27	214	7.9
1975-76	Nick Daniels, G-F	26	185	7.1
	Dale Haarman, F	26	185	7.1
1974-75	Mike Plunkett, F	26	216	8.3
1973-74	Mike Plunkett, F	26	182	7.0
1972-73	Conny Warren, C-F	26	296	11.4
1971-72	Conny Warren, C-F	26	283	10.9
1970-71	Conny Warren, C-F	22	139	6.3
1969-70	Jerry Helmers, F	24	202	8.4
1968-69	Luther Rackley, C	26	363	14.0
1967-68	Bob Quick, F	26	365	14.0
1966-67	Luther Rackley, C	26	328	12.6
1965-66	Bob Quick, F	26	301	11.6
1964-65	Ben Cooper, C	16	209	13.1
1963-64	*Bob Pelkington, C	26	567	21.8
1962-63	Bob Pelkington, C	28	454	16.2
1961-62	Bob Pelkington, C	26	304	11.7
1960-61	Jack Thobe, C-F	25	267	10.7
1959-60	Jack Thobe, C-F	26	260	10.0
1958-59	Rich Piontek, F	19	200	10.5
1957-58	Joe Viviano, F	30	378	12.6
1956-57	*Corny Freeman, C-F	28	526	18.8
1955-56	Dave Piontek, C-F	26	399	15.3
1954-55	Dave Piontek, C-F	26	295	11.3
1953-54	Chuck Holmann, C-F	30	331	11.0
1952-53	Huck Budde, F	23	233	10.1

*Led Nation

"TOP 25" SINGLE SEASON REBOUNDING LEADERS

PLAYER, POSITION	YEAR	G	REB.	AVG
1. Bob Pelkington, C *	63-64	26	567	21.8
2. Corny Freeman, C-F *	56-57	28	526	18.8
3. Bob Pelkington, C	62-63	28	454	16.2
4. Tyrone Hill, F	88-89	33	403	12.2
5. Tyrone Hill, F	89-90	32	402	12.6
6. Dave Piontek, C-F	55-56	26	399	15.3
7. David West, F	02-03	32	378	11.8
8. Joe Viviano, F	57-58	30	378	12.6
9. Bob Quick, F	67-68	26	365	14.0
10. Luther Rackley, C	68-69	26	363	14.0
11. Chuck Hofmann, C-F	53-54	30	331	11.0
12. Luther Rackley, C	66-67	26	328	12.6
Derek Strong, C	89-90	33	328	9.9
14. James Posey, F	98-99	36	322	8.9
15. David West, F	00-01	29	316	10.9
16. Tyrone Hill, F	87-88	30	314	10.5
17. David West, F-C	01-02	32	313	9.8
18. Bob Pelkington, C	61-62	26	304	11.7
19. Bob Quick, F	65-66	26	301	11.6
Dave Piontek, C-F	53-54	30	301	10.0
David West, F	99-00	33	301	9.1
22. Romain Sato, G	03-04	37	297	8.0
23. Conny Warren, C-F	72-73	26	296	11.4
24. Dave Piontek, C-F	54-55	26	295	11.3
25. Larry Sykes, C-F	94-95	27	291	10.8

*Led Nation

LEADING REBOUNDERS BY CLASS

FRESHMEN

BY TOTAL

David West (99-00)	301
Brian Grant (90-91)	273
Tyrone Hill (86-87)	261
Nick Daniels (75-76)	185

BY AVERAGE

David West (99-00)	9.1
Brian Grant (90-91)	8.5
Tyrone Hill (86-87)	8.4
Nick Daniels (75-76)	7.1

SOPHOMORES

BY TOTAL

Corny Freeman (56-57)	526
Luther Rackley (66-67)	328
David West (00-01)	316
Tyrone Hill (87-88)	314

BY AVERAGE

Corny Freeman (56-57)	18.8
Luther Rackley (66-67)	12.6
Bob Pelkington (61-62)	11.7
Bob Quick (65-66)	11.6

JUNIORS

BY TOTAL

Bob Pelkington (62-63)	454
Tyrone Hill (88-89)	403
Joe Viviano (57-58)	378
Chuck Hofmann (53-54)	331

BY AVERAGE

Bob Pelkington (62-63)	16.2
Joe Viviano (57-58)	12.6
Dave Piontek (54-55)	11.3
Chuck Hofmann (53-54)	11.0


SENIORS

BY TOTAL

Bob Pelkington (63-64)	567
Tyrone Hill (89-90)	402
Dave Piontek (55-56)	399
David West (02-03)	378

BY AVERAGE

Bob Pelkington (63-64)	21.8
Dave Piontek (55-56)	15.3
Bob Quick (67-68)	14.0
Luther Rackley (68-69)	14.0



Tyrone Hill, Xavier's all-time leading rebounder, led XU in rebounding for four straight seasons. He then went on to enjoy a 14-year NBA career.

CAREER REBOUND LEADERS

PLAYER, POSITION	G	NO.	AVG.	SEASONS
1. Tyrone Hill, F	126	1,380	11.0	1986-90
2. Bob Pelkington, C	80	1,325	16.6	1961-64
3. David West, F	126	1,308	10.4	1999-03
4. Brian Grant, C	117	1,080	9.2	1990-94
5. Dave Piontek, C-F	82	995	12.1	1953-56
6. Bob Quick, F	78	939	12.0	1965-68
7. Joe Viviano, F	83	906	10.9	1956-59
8. Romain Sato, G	130	892	6.9	2000-04
9. Derek Strong, C	96	805	8.4	1987-90
10. James Posey, F	95	801	8.4	1996-99
11. Luther Rackley, C	59	750	12.7	1966-69
12. Dexter Bailey, F	118	730	6.2	1980-84
13. Conny Warren, C-F	74	718	9.7	1970-73
Jack Thobe, C-F	77	718	9.3	1959-62
15. Kevin Frey, F	130	710	5.5	1998-02
16. Justin Doellman, F	132	708	5.4	2003-07



The 2007-08 team won a school record 30 games, finishing the year with a record of 30-7 overall. The Musketeers made a run to the Elite Eight in the NCAA Tournament.

Most Points			
Game	125	vs. Florida International	1-9-88
Season	2,840		1987-88
Most Points Against			
Game	123	by Detroit	12-14-64
Season	2,577		1988-89
Most Points By Both Teams			
Game	234	Xavier 121, Detroit 113	1-6-64
Season	5,309		1988-89
Most Field Goal Attempts			
Game	103	vs. Chase	12-8-51
Season	2,080		1998-99
Most Field Goals Made			
Game	51	vs. Huntington College (Ind.)	12-1-92
Season	1,048		1987-88
Highest Field Goal Percentage			
Game	.722	(39-54) vs. Butler	2-23-91
Season	.520	(939-1806)	1985-86
Lowest Field Goal Percentage (Opponent)			
Game	.184	vs. Eastern Illinois	11-19-05
Season	.361		1952-53
Most 3-Pt. Field Goals Made			
Game	16	at Auburn	1-6-08
	16	Virginia	1-3-08
	16	vs. Charlotte	2-3-07
	15	at Fordham	1-11-07
	14	vs. Fordham	2-14-09
	14	at Temple	1-25-06
	14	vs. Temple	3-8-03
	14	at Rhode Island	1-13-01
	14	vs. Clemson	3-23-99
Season	284		2003-04
	282		2007-08
Most 3-Pt. Field Goals Made (Opponent)			
Game	15	by Loyola Marymount	1-2-90
Season	249		2007-08
Most 3-Pt. Field Goal Attempts			
Game	37	vs. Clemson	3-23-99
Season	791		1998-99

Most 3-Pt. Field Goal Attempts (Opponent)			
Game	34	by St. Bonaventure	1-11-03
Season	742		2007-08
Highest 3-Pt. Field Goal Percentage (3 Att. Min.)			
Game	.833	(5-6) vs. Marietta	11-28-88
Season	.399	(110-276)	1986-87
Highest 3-Pt. Field Goal Percentage (Opponent/3 Att. Min.)			
Game	.818	(9-11) by George Washington	2-12-94
Season	.388	(102-263)	1987-88
Lowest 3-Pt. Field Goal Percentage (Opponent)			
Season	.297		2000-01
Most Free Throw Attempts			
Game	64	vs. Saint Joseph's	1-10-76
Season	942		1953-54
	942		1956-57
Most Free Throws Made			
Game	45	vs. George Washington	2-16-98
	45	vs. Northeast Louisiana	11-24-97
	45	vs. Duquesne	2-24-96
	45	vs. Saint Joseph's	1-10-76
Season	656		1998-99
Highest Free Throw Percentage			
Game	1.000	vs. Ball State (11-11)	11-28-90
Season	.749	(626-836)	2007-08
Most Rebounds			
Game	103	vs. Louisville	1-4-58
Season	1,568		1956-57
Most Steals			
Game	24	vs. Fordham	1-10-98
Most Assists			
Game	36	vs. Long Island	12-8-01
Most Turnovers Forced by a Xavier Team			
Game	38	vs. Northeast Louisiana	11-24-97
Fewest Turnovers by a Xavier Team			
Game	3	vs. Dayton	3-14-04
	3	vs. Massachusetts	3-2-02
Most Personal Fouls			
Game	35	vs. St. Louis	1-12-85
Season	708		1998-99
Most Disqualifications			
Game	6	vs. Canisius	2-18-61
Season	32		1951-52




The 1989-90 Xavier team set a then-school record for most wins in a season, going 28-5 on its way to the Sweet 16 of the NCAA Tournament.



The 2002-03 Musketeers won a school record 16 straight games behind National Player of the Year David West. XU finished with a 26-6 record and made the NCAA Tournament Second Round.

Miscellaneous			
Most Victories (Season)	30		2007-08
	28		1989-90
	27		2008-09
	26		2003-04, 2002-03,
			2001-02 and 1987-88
Most Regular Season Victories	26		2007-08
	24		2008-09, 2002-03,
			1989-90 and 1987-88
Most Postseason Victories	7		2004
Longest Win Streaks	16		2002-03
	15		1987-88
Most Weeks in AP Poll	15		1996-97
Most Consecutive Weeks in AP Poll	28		1996-97 and 1997-98
Longest Home Win Streak	28		1986-88
Longest Cintas Center Win Streak	14		last 8 in 2006-07;
			first 6 of 2007-08
Longest Gardens Win Streak	27		1986-88
Highest Total Home Attendance			
Regular Season	170,133	(17 games) in	2007-08
Highest Home Attendance Average			
Season	10,224	(14 games) in	2001-02
Highest Total Home Attendance			
All Games	170,133	(17 games) in	2007-08
Most Home Sell-outs in a Season	14	(15 games) in	2002-03
Longest Losing Streak	13		1972-73
Most Overtimes in a Game	3	1-8-05 at Massachusetts (UM 90-86)	
		12-21-96 vs. Akron (XU 113-111)	
		1-4-58 vs. Louisville (XU 82-80)	
Highest Scoring Avg (Season)	94.7		1987-88
	89.7		1963-64
Largest Victory Margin	58		1-15-90
			(Xavier 110, District of Columbia 52)
Most Points Away From Home	122		3-12-88
	122		vs. Detroit (MCC Champ. Game)
	122		vs. Florida International
Most Combined Points Away From Home	233		12-14-64
			Detroit 123, Xavier 110



1 - BYRON LARKIN, Guard

YEAR	GAMES	FGM-FGA		3-POINT FGM-FGA		FTM-FTA		REB/AVG	AST/AVG	PTS/AVG
		PCT	PCT	PCT	PCT					
84-85	29	187-352	.531			118-150	.787	59/2.0	51/1.8	492/17.0
85-86	30	261-479	.545			132-172	.767	84/2.8	63/2.1	654/21.8
86-87	32	278-569	.489	32-78	.410	204-253	.806	142/4.4	113/3.5	792/24.8
87-88	30	296-549	.539	19-57	.333	147-222	.602	107/3.6	143/4.8	758/25.3
Career	121	1022-1949	.524	51-135	.378	601-797	.754	392/3.2	370/3.1	2,696/22.3


High Game: 45 vs. Loyola of Chicago (2-28-86) in MCC Tourney at Market Square Arena, Indianapolis, Ind.



2 - DAVID WEST, Forward

YEAR	GAMES	FGM-FGA		3-POINT FGM-FGA		FTM-FTA		REB/AVG	AST/AVG	PTS/AVG
		PCT	PCT	PCT	PCT					
99-00	33	143-269	.532	0-0	.000	100-150	.667	301/9.1	57/1.7	386/11.7
00-01	29	174-316	.551	0-1	.000	168-227	.740	316/10.9	58/2.0	516/17.8
01-02	32	196-366	.536	9-28	.321	185-241	.768	313/9.8	50/1.6	586/18.3
02-03	32	213-415	.513	9-26	.346	209-256	.816	378/11.8	102/3.2	644/20.1
Career	126	726-1,366	.531	18-54	.333	662-874	.757	1,308/10.4	267/2.1	2,132/16.9


High Game: 47 vs. Dayton (2-8-03) at Cintas Center.



3 - ROMAIN SATO, Guard

YEAR	GAMES	FGM-FGA		3-POINT FGM-FGA		FTM-FTA		REB/AVG	AST/AVG	PTS/AVG
		PCT	PCT	PCT	PCT					
00-01	29	95-246	.386	65-174	.374	54-74	.730	156/5.4	40/1.4	309/10.7
01-02	32	166-359	.462	83-200	.415	99-144	.688	212/6.6	58/1.8	514/16.1
02-03	32	182-443	.411	84-247	.340	131-162	.809	227/7.1	74/2.3	579/18.1
03-04	37	179-443	.404	75-215	.349	170-205	.829	297/8.0	84/2.3	603/16.3
Career	130	622-1491	.417	307-836	.367	454-585	.776	892/6.9	256/2.0	2,005/15.4

High Game: 35 vs. La Salle (2-19-03) at La Salle.



4 - TYRONE HILL, Forward

YEAR	GAMES	FGM-FGA		3-POINT FGM-FGA		FTM-FTA		REB/AVG	AST/AVG	PTS/AVG
		PCT	PCT	PCT	PCT					
86-87	31	95-172	.552	0-0	.000	84-125	.672	261/8.4	7/0.2	274/8.8
87-88	30	172-309	.557	0-0	.000	114-153	.745	314/10.5	21/0.7	458/15.3
88-89	33	235-388	.606	0-0	.000	155-221	.701	403/12.2	45/1.4	625/18.9
89-90	32	250-430	.581	0-2	.000	146-222	.658	402/12.6	49/1.5	646/20.2
Career	126	752-1,299	.579	0-2	.000	499-721	.692	1,380/11.0	122/1.0	2,003/15.9


High Game: 38 vs. Loyola Marymount (1-2-90) at Cincinnati Gardens.



5 - LENNY BROWN, Guard

YEAR	GAMES	FGM-FGA		3-POINT FGM-FGA		FTM-FTA		REB/AVG	AST/AVG	PTS/AVG
		PCT	PCT	PCT	PCT					
95-96	27	111-280	.396	28-86	.326	88-119	.739	111/4.1	76/2.8	338/12.5
96-97	29	160-376	.426	56-166	.337	77-110	.700	111/3.8	102/3.5	453/15.6
97-98	30	159-359	.443	48-131	.366	75-101	.743	104/3.5	106/3.5	441/14.7
98-99	36	229-512	.447	104-263	.395	91-114	.798	128/3.6	100/2.8	653/18.1
Career	122	659-1,527	.432	236-646	.365	331-444	.745	454/3.7	384/3.1	1,885/15.5


High Game: 34 vs. Oregon (3-25-99) in NIT at Madison Square Garden, New York, N.Y.



6 - ANTHONY HICKS, Guard

YEAR	GAMES	FGM-FGA		3-POINT FGM-FGA		FTM-FTA		REB/AVG	AST/AVG	PTS/AVG
		PCT	PCT	PCT	PCT					
79-80	26	149-314	.475			36-47	.766	76/2.9	115/4.4	334/12.8
80-81	27	183-368	.497			85-107	.794	87/3.2	109/4.0	451/16.7
81-82	28	226-499	.453			120-155	.774	93/3.3	121/4.3	572/20.4
82-83	30	171-385	.444			106-143	.741	109/3.6	121/4.0	448/14.9
Career	111	729-1,566	.466			347-452	.768	365/3.3	466/4.2	1,805/16.3

High Game: 34 vs. Georgia State (12-8-81) at Georgia State.




7 - JAMIE GLADDEN, Guard

YEAR	GAMES	FGM-FGA		3-POINT FGM-FGA		FTM-FTA		REB/AVG	AST/AVG	PTS/AVG
		PCT	PCT	PCT	PCT					
89-90	33	139-264	.527	6-15	.400	54-72	.750	77/2.3	94/2.8	338/10.2
90-91	32	190-369	.515	35-83	.422	71-98	.724	108/3.4	103/3.2	486/15.2
91-92	27	201-409	.491	50-118	.424	73-94	.777	66/2.4	78/2.9	525/19.4
92-93	30	154-345	.446	63-138	.457	60-83	.723	62/2.1	56/1.9	431/14.4
Career	122	684-1387	.493	154-354	.435	258-347	.744	313/2.6	331/2.7	1,780/14.6

High Game: 34 vs. Butler (2-18-92) at Butler.



Byron Larkin is ranked number 21 on the list of all-time career scoring leaders in NCAA Division I history with 2,696 career points. Larkin, a former local prep star at Cincinnati's Moeller High School, enjoyed a 3-1 record against crosstown rival UC in his career.



8 - STEVE THOMAS, Guard

YEAR	GAMES	FGM-FGA	PCT	FTM-FTA	PCT	REB/AVG	AST/AVG	PTS/AVG
62-63	28	180-393	.458	91-116	.784	87/3.1	88/3.1	451/16.2
63-64	26	302-637	.474	175-214	.818	95/3.7	78/3.0	779/30.0
64-65	14	166-342	.485	73-90	.811	51/3.6	40/2.9	405/28.9
65-66	5	32-63	.508	23-26	.885	9/1.8	16/3.2	87/17.4
Career	73	680-1,435	.474	362-446	.812	242/3.3	222/3.0	1,722/23.6


High Game: 50 vs. Detroit (1-6-64) at Schmidt Fieldhouse.



9 - BRIAN GRANT, Center

YEAR	GAMES	FGM-FGA	PCT	3-POINT FGM-FGA	PCT	FTM-FTA	PCT	REB/AVG	AST/AVG	PTS/AVG
90-91	32	135-236	.572	0-0	.000	100-144	.694	273/8.5	20/0.6	370/11.6
91-92	26	117-203	.576	0-0	.000	74-127	.583	237/9.1	23/0.9	308/11.8
92-93	30	223-341	.654	0-0	.000	110-159	.692	283/9.4	46/1.5	556/18.5
93-94	29	181-324	.559	1-3	.333	122-171	.713	287/9.9	47/1.6	485/16.7
Career	117	656-1104	.594	1-3	.333	406-601	.676	1,080/9.2	136/1.2	1,719/14.7


High Game: 34 vs. Detroit (1-9-93) at Detroit.



10 - NICK DANIELS, Guard

YEAR	GAMES	FGM-FGA	PCT	FTM-FTA	PCT	REB/AVG	AST/AVG	PTS/AVG
75-76	26	164-399	.411	61-93	.656	185/7.1	57/2.2	389/15.0
76-77	26	126-339	.372	26-50	.520	136/5.2	44/1.7	278/10.7
77-78	27	191-464	.412	68-99	.687	129/4.8	57/2.1	450/16.7
78-79	27	239-552	.433	95-130	.731	144/5.3	60/2.2	573/21.2
Career	106	720-1,754	.410	250-372	.672	594/5.6	218/2.1	1,690/15.9

High Game: 32 vs. Cleveland State (3-3-79) at Schmidt Fieldhouse.



11 - BOB QUICK, Forward

YEAR	GAMES	FGM-FGA	PCT	FTM-FTA	PCT	REB/AVG	AST/AVG	PTS/AVG
65-66	26	205-420	.488	109-153	.712	301/11.6	39/1.5	519/20.0
66-67	26	181-401	.451	140-196	.714	273/10.5	45/1.7	502/19.3
67-68	26	218-448	.487	179-251	.713	365/14.0	31/1.2	615/23.7
Career	78	604-1,269	.476	428-600	.713	939/12.0	115/1.5	1,636/21.0


High Game: 40 vs. Marquette (2-26-68) at Schmidt Fieldhouse.



12 - STANLEY BURRELL, Guard

YEAR	GAMES	FGM-FGA	PCT	3-POINT FGM-FGA	PCT	FTM-FTA	PCT	REB/AVG	AST/AVG	PTS/AVG
04-05	29	126-303	.416	61-166	.367	56-71	.789	94/3.2	60/2.1	369/12.7
05-06	32	165-400	.413	69-172	.401	61-78	.782	94/2.9	105/3.3	460/14.4
06-07	34	134-349	.384	61-171	.357	94-119	.790	68/2.0	83/2.4	423/12.4
07-08	37	107-274	.391	44-112	.393	102-124	.823	81/2.2	140/3.8	360/9.7
Total	132	532-1326	.401	235-621	.378	313-392	.798	337/2.6	388/2.9	1,612/12.2


High Game: 32 vs. Duquesne (2-13-05) at Duquesne.



13 - STAN KIMBROUGH, Guard

YEAR	GAMES	FGM-FGA	PCT	3-POINT FGM-FGA	PCT	FTM-FTA	PCT	REB/AVG	AST/AVG	PTS/AVG
86-87	32	195-429	.455	39-98	.398	82-115	.713	112/3.5	107/3.3	511/16.0
87-88	30	177-329	.538	31-74	.419	80-98	.816	91/3.0	109/3.6	465/15.5
88-89	33	234-477	.491	70-168	.417	82-109	.752	89/2.7	140/4.2	620/18.8
*Career	95	606-1,235	.491	140-340	.412	244-322	.758	292/3.1	356/3.7	1,596/16.8

*Also scored 507 points as a freshman at Central Florida, which makes his Division I career total 2,103 points.
High Game: 35 vs. Louisville (11-18-88) at Riverfront Coliseum (Cincinnati, Ohio).



14 - DARNELL WILLIAMS, Forward

YEAR	GAMES	FGM-FGA	PCT	3-POINT FGM-FGA	PCT	FTM-FTA	PCT	REB/AVG	AST/AVG	PTS/AVG
95-96	28	121-238	.508	16-40	.400	87-122	.713	119/4.3	26/0.9	345/12.3
96-97	29	124-245	.506	11-44	.250	54-74	.730	116/4.0	48/1.7	313/10.8
97-98	28	184-329	.559	39-87	.448	78-110	.709	110/3.9	55/2.0	485/17.3
99-00	33	139-373	.373	71-195	.364	80-107	.748	86/2.6	65/2.0	429/13.0
Career	118	568-1,185	.479	137-366	.374	299-413	.724	431/3.7	194/1.6	1,572/13.3

High Game: 35 vs. Duquesne (2-24-96) at Cincinnati Gardens.




Stan Kimbrough scored 2,103 points in his collegiate career, including 1,596 points in his three seasons at Xavier.



15 - LIONEL CHALMERS, Guard

YEAR	GAMES	FGM-FGA	PCT	FGM-FGA	PCT	FTM-FTA	PCT	REB/AVG	AST/AVG	PTS/AVG
00-01	29	85-233	.365	38-126	.302	51-76	.671	63/2.2	55/1.9	259/8.9
01-02	32	125-297	.421	47-134	.351	87-121	.719	109/3.4	134/4.2	384/12.0
02-03	25	98-221	.443	49-125	.392	54-70	.771	67/2.7	99/4.0	299/12.0
03-04	37	204-454	.449	101-247	.409	105-149	.709	122/3.3	117/3.2	614/16.6
Career	123	512-1205	.425	235-632	.372	297-416	.716	361/2.9	405/3.3	1,556/12.7


High Game: 31 vs. Mississippi State in the NCAA Tournament (3-21-04) at TD Waterhouse Centre (Orlando, Fla.).



16 - GARY LUMPKIN, Guard

YEAR	GAMES	FGM-FGA	PCT	FGM-FGA	PCT	FTM-FTA	PCT	REB/AVG	AST/AVG	PTS/AVG
95-96	28	99-248	.399	50-124	.403	65-85	.765	75/2.7	89/3.2	313/11.2
96-97	29	139-307	.453	70-174	.402	79-96	.823	84/2.9	125/4.3	427/14.7
97-98	30	114-296	.385	46-156	.295	94-120	.783	76/2.5	134/4.5	368/12.3
98-99	36	123-312	.394	53-177	.299	100-136	.735	88/2.4	122/3.4	399/11.1
Career	123	475-1,163	.408	219-631	.347	338-437	.773	323/2.6	470/3.8	1,507/12.3

High Game: 31 vs. George Washington (2-16-98) at Cincinnati Gardens.



17 - JAMES POSEY, Forward

YEAR	GAMES	FGM-FGA	PCT	FGM-FGA	PCT	FTM-FTA	PCT	REB/AVG	AST/AVG	PTS/AVG
96-97	29	130-232	.560	6-32	.188	121-155	.781	226/7.8	40/1.4	387/13.3
97-98	30	145-261	.556	19-59	.322	150-182	.824	253/8.4	39/1.3	459/15.3
98-99	36	191-391	.488	48-131	.366	179-220	.814	322/8.9	84/2.3	609/16.9
Career	95	466-884	.527	73-222	.329	450-557	.808	801/8.4	163/1.7	1,455/15.3


High Game: 32 vs. Dayton (1-30-99) at Dayton.



18 - JUSTIN DOELLMAN, Forward

YEAR	GAMES	FGM-FGA	PCT	FGM-FGA	PCT	FTM-FTA	PCT	REB/AVG	AST/AVG	PTS/AVG
03-04	37	93-216	.431	45-106	.425	39-55	.709	132/3.6	63/1.7	270/7.3
04-05	29	103-260	.396	51-142	.359	59-76	.776	173/6.0	81/ 2.8	316/10.9
05-06	32	112-274	.409	43-120	.358	84-109	.771	215/6.7	81/2.5	351/11.0
06-07	34	164-331	.495	42-116	.362	95-120	.792	188/5.5	57/1.7	465/13.7
Total	132	472-1081	.437	181-484	.374	277-360	.769	708/5.4	282/2.1	1,402/10.6


High Game: 29 vs. Rhode Island (2-21-07) at Cintas Center.



19 - JEFF JENKINS, Center/Forward

YEAR	GAMES	FGM-FGA	PCT	FTM-FTA	PCT	REB/AVG	AST/AVG	PTS/AVG
80-81	28	74-146	.507	46-69	.667	128/4.6	61/2.2	194/6.9
81-82	28	124-239	.519	83-109	.761	163/5.8	51/1.8	331/11.8
82-83	28	104-217	.479	90-114	.789	118/4.2	36/1.3	298/10.6
83-84	33	223-435	.513	115-149	.772	190/5.8	62/1.9	561/17.0
Career	117	525-1,037	.506	334-441	.757	599/5.1	210/1.8	1,384/11.8


High Game: 30 vs. Ohio State (3-15-84) in the NIT at Cincinnati Gardens.



20 - JOE VIVIANO, Forward

YEAR	GAMES	FGM-FGA	PCT	FTM-FTA	PCT	REB/AVG	AST/AVG	PTS/AVG
56-57	28	134-321	.417	101-138	.732	284/10.1	23/0.8	369/13.2
57-58	30	221-474	.445	122-167	.731	378/12.6		544/18.1
58-59	25	162-378	.429	101-124	.815	244/9.8		425/17.0
Career	83	507-1,173	.432	324-429	.755	906/10.9		1,338/16.1


High Game: 32 vs. Miami (Ohio) (1-6-58) at Schmidt Fieldhouse.



21 - JAMAL WALKER, Guard

YEAR	GAMES	FGM-FGA	PCT	FGM-FGA	PCT	FTM-FTA	PCT	REB/AVG	AST/AVG	PTS/AVG
87-88	29	53-113	.469	4-18	.222	33-51	.647	51/1.8	92/3.2	143/4.9
88-89	27	91-233	.391	20-61	.328	65-98	.663	60/2.2	193/7.1	267/9.9
89-90	33	179-383	.467	28-100	.280	111-151	.735	115/3.5	196/5.9	497/15.1
90-91	31	140-305	.459	22-74	.297	124-199	.623	113/3.6	158/5.1	426/13.7
Career	120	463-1034	.448	74-253	.292	333-499	.667	339/2.8	639/5.3	1,333/11.1

High Game: 28 vs. Loyola of Chicago (2-6-90) at Loyola.



Gary Lumpkin combined with fellow freshmen Lenny Brown and Darnell Williams to lead XU into its first season in the Atlantic 10 Conference in 1995-96. All three players are in the Xavier 1,000 Point Club.



22 - JACK THOBE, Forward

YEAR	GAMES	FGM-FGA	PCT	FTM-FTA	PCT	REB/AVG	AST/AVG	PTS/AVG
59-60	26	203-434	.468	73-117	.624	260/10.0	49/1.9	479/18.4
60-61	25	177-374	.473	84-118	.712	267/10.7	72/2.9	438/17.5
61-62	26	152-344	.442	75-96	.781	191/7.3	47/1.8	379/14.6
Career	77	532-1,152	.462	232-331	.701	718/9.3	168/2.2	1,296/16.8

High Game: 32 vs. Loyola of Chicago (3-11-61) at Chicago Stadium (Chicago, Ill.).



23 - DEREK STRONG, Center

YEAR	GAMES	FGM-FGA	PCT	3-POINT FGM-FGA	PCT	FTM-FTA	PCT	REB/AVG	AST/AVG	PTS/AVG
87-88	30	112-197	.569	0-0	.000	94-131	.718	213/7.1	23/0.8	318/10.6
88-89	33	163-264	.617	0-0	.000	178-218	.817	264/8.0	17/0.5	504/15.3
89-90	33	146-274	.533	0-0	.000	177-211	.839	328/9.9	31/0.9	469/14.2
Career	96	421-735	.573	0-0	.000	449-560	.802	805/8.4	71/2.2	1,291/13.4

High Game: 30 vs. Detroit (2-20-89) at Cincinnati Gardens.



24 - DAVE PIONTEK, Center/Forward

YEAR	GAMES	FGM-FGA	PCT	FTM-FTA	PCT	REB/AVG	AST/AVG	PTS/AVG
53-54	30	157-		124-		301/10.0		438/14.6
54-55	26	156-		127-		295/11.3		439/16.9
55-56	26	167-386	.433	76-140	.543	399/15.3		410/15.7
Career	82	480-		327-		995/12.1		1,287/15.7


High Game: 29 vs. Cincinnati (1-6-55) at Cincinnati Gardens.



25 - JERRY HELMERS, Forward

YEAR	GAMES	FGM-FGA	PCT	FTM-FTA	PCT	REB/AVG	AST/AVG	PTS/AVG
69-70	24	161-324	.497	99-141	.702	202/8.4		421/17.5
70-71	26	190-363	.523	125-151	.828	135/5.2	38/1.5	505/19.4
71-72	25	119-245	.486	111-142	.782	122/4.9	39/1.6	349/14.0
Career	75	470-932	.504	335-434	.772	459/6.1		1,275/17.0

High Game: 35 vs. Dayton (2-27-71) at Schmidt Fieldhouse.



26 - JOSH DUNCAN, Forward

YEAR	GAMES	FGM-FGA	PCT	3-POINT FGM-FGA	PCT	FTM-FTA	PCT	REB/AVG	AST/AVG	PTS/AVG
04-05	29	59-132	.447	32-83	.386	31-43	.721	68/2.3	20/0.7	181/6.2
05-06	32	90-210	.429	40-104	.385	72-84	.857	134/4.2	56/1.8	292/9.1
06-07	30	86-195	.441	40-105	.381	66-75	.880	101/3.4	21/0.7	278/9.3
07-08	37	141-284	.496	55-132	.417	122-143	.853	173/4.7	49/1.3	459/12.4
Career	128	376-821	.458	167-424	.394	291-345	.843	476/3.7	146/1.1	1,210/9.5


High Game: 26 vs. West Virginia (3-27-08) in the NCAA Regional Semifinal at U.S. Airways Center (Phoenix, Ariz.).



27 - JUSTIN CAGE, Forward

YEAR	GAMES	FGM-FGA	PCT	3-POINT FGM-FGA	PCT	FTM-FTA	PCT	REB/AVG	AST/AVG	PTS/AVG
03-04	36	54-124	.435	6-28	.214	52-80	.650	123/3.4	39/1.1	166/4.6
04-05	29	112-195	.574	6-19	.316	92-122	.754	162/5.6	63/2.2	322/11.1
05-06	32	110-198	.556	11-24	.458	105-141	.745	173/5.4	39/1.2	336/10.5
06-07	34	106-187	.567	13-34	.382	132-176	.750	183/5.4	48/1.4	357/10.5
Total	131	382-704	.543	36-105	.343	381-519	.734	641/4.9	189/1.4	1,181/9.0


High Game: 25 vs. Ohio State (3-17-07) in the NCAA Second Round at Rupp Arena (Lexington, Ky.).



28 - MICHAEL DAVENPORT, Guard

YEAR	GAMES	FGM-FGA	PCT	3-POINT FGM-FGA	PCT	FTM-FTA	PCT	REB/AVG	AST/AVG	PTS/AVG
87-88	29	35-96	.365	4-13	.308	18-30	.600	41/1.4	9/0.3	92/3.3
88-89	33	94-208	.452	21-64	.328	29-41	.707	84/2.5	61/1.8	238/7.2
89-90	33	145-341	.425	64-175	.366	66-82	.805	97/2.9	79/2.4	420/12.7
90-91	30	139-317	.438	62-150	.413	82-108	.759	104/3.5	81/2.7	422/14.1
Career	125	413-962	.429	151-402	.376	195-261	.747	326/2.6	230/1.8	1,172/9.4

High Game: 26 vs. Loyola of Chicago (1-8-90) at Cincinnati Gardens.



Derek Strong enjoyed a tremendously successful three-year career as a Musketeer, including a run of three straight NCAA Tournaments that ended in XU's first-ever Sweet 16 appearance in his senior year.



29 - HANK STEIN, Guard

YEAR	GAMES	FGM-FGA	PCT	FTM-FTA	PCT	REB/AVG	AST/AVG	PTS/AVG
56-57	27	128-302	.424	109-143	.762	62/2.3	51/1.9	365/13.5
57-58	30	180-413	.436	105-128	.820	79/2.6		465/15.5
58-59	23	114-272	.419	86-100	.860	51/2.2		314/13.7
Career	80	422-987	.428	300-371	.809	192/2.4		1,144/14.3

High Game: 29 vs. Manhattan (2-23-57) at Chicago Stadium (Chicago, Ill.).



30 - MAURICE MCAFEE, Guard

YEAR	GAMES	FGM-FGA	PCT	3-POINT FGM-FGA	PCT	FTM-FTA	PCT	REB/AVG	AST/AVG	PTS/AVG
97-98	28	25-66	.379	10-31	.323	15-27	.556	20/0.7	20/0.7	75/2.7
98-99	36	90-220	.409	48-129	.372	66-79	.835	60/1.7	90/2.5	294/8.2
99-00	33	155-380	.408	89-226	.394	98-119	.824	114/3.5	138/4.2	497/15.1
00-01	29	84-228	.368	35-132	.265	73-101	.723	78/2.7	139/4.8	276/9.5
Career	126	354-894	.396	182-518	.351	252-326	.773	272/2.2	387/3.1	1,142/9.1

High Game: 27 vs. St. Bonaventure in A-10 Tournament (3-9-00) at First Union Spectrum (Philadelphia, Pa.).



31 - DEXTER BAILEY, Forward

YEAR	GAMES	FGM-FGA	PCT	FTM-FTA	PCT	REB/AVG	AST/AVG	PTS/AVG
80-81	28	91-151	.603	23-47	.489	133/4.8	24/0.9	205/7.3
81-82	28	122-234	.521	54-89	.607	211/7.5	27/1.0	298/10.6
82-83	29	120-234	.513	82-132	.621	194/6.7	34/1.2	322/11.1
83-84	33	131-231	.567	52-93	.559	192/5.8	25/0.8	314/9.5
Career	118	464-850	.546	211-361	.584	730/6.2	110/0.9	1,139/9.7


High Game: 24 vs. Oral Roberts (1-21-84) at ORU.



T32 - GENE SMITH, Center

YEAR	GAMES	FGM-FGA	PCT	FTM-FTA	PCT	REB/AVG	AST/AVG	PTS/AVG
49-50	16	104-		45-76	.592			253/15.8
50-51	26	143-		75-				361/13.9
51-52	24	195-503	.388	105-166	.633			495/20.6
Career	66	442-		225-				1,109/16.8

High Game: 45 vs. Georgetown, Ky. (1-12-52) at Schmidt Fieldhouse.



T32 - RICHIE HARRIS, Forward

YEAR	GAMES	FGM-FGA	PCT	FTM-FTA	PCT	REB/AVG	AST/AVG	PTS/AVG
82-83	24	30-55	.545	5-13	.385	38/1.6	9/0.4	65/2.7
83-84	32	80-171	.468	38-54	.704	94/2.9	23/0.7	198/6.2
84-85	28	182-321	.567	68-94	.723	145/5.2	50/1.8	432/15.4
85-86	27	170-322	.528	74-93	.796	172/6.4	31/1.1	414/15.3
Career	111	462-869	.532	185-254	.728	449/4.0	113/1.0	1,109/10.0

High Game: 30 vs. Oral Roberts (1-19-85) at Cincinnati Gardens.



34 - B.J. RAYMOND, Guard

YEAR	GAMES	FGM-FGA	PCT	3-POINT FGM-FGA	PCT	FTM-FTA	PCT	REB/AVG	AST/AVG	PTS/AVG
05-06	31	33-85	.388	15-49	.306	23-36	.639	45/1.5	22/0.7	104/3.4
06-07	34	48-119	.403	36-80	.450	9-22	.409	71/2.1	19/0.6	141/4.1
07-08	37	126-281	.448	82-199	.412	31-38	.816	112/3.0	32/0.9	365/9.9
08-09	35	167-365	.458	84-205	.410	76-94	.809	145/4.1	50/1.4	494/14.1
Career	137	374-850	.440	217-533	.407	139-190	.732	373/2.7	123/0.9	1,104/8.1


High Game: 32 vs. Auburn (12-3-08) at Cintas Center.




35 - KEVIN FREY, Forward

YEAR	GAMES	FGM-FGA	PCT	3-POINT FGM-FGA	PCT	FTM-FTA	PCT	REB/AVG	AST/AVG	PTS/AVG
98-99	36	72-171	.421	8-27	.296	53-74	.716	179/5.0	25/0.7	205/5.7
99-00	33	97-236	.411	13-49	.265	85-109	.780	167/5.1	39/1.2	292/8.8
00-01	29	114-264	.432	17-66	.258	87-113	.770	183/6.3	33/1.1	332/11.4
01-02	32	95-253	.375	15-58	.259	68-95	.716	181/5.7	43/1.3	273/8.5
Career	130	378-924	.409	53-200	.265	293-391	.749	710/5.5	140/1.1	1,102/8.5

High Game: 29 at Central Michigan (12-11-99) and vs. Saint Joseph's (1-20-01) at Cintas Center.



Kevin Frey, a four-year starter, is seen here during Xavier's victory over Kenyon Martin and then-No.1 Cincinnati in the 1999-2000 season at Cincinnati Gardens.



T36 - DERRICK BROWN, Forward

YEAR	GAMES	FGM-FGA	PCT	FGM-FGA	PCT	FTM-FTA	PCT	REB/AVG	AST/AVG	PTS/AVG
06-07	34	77-109	.706	4-8	.500	56-80	.700	141/4.1	27/0.8	214/6.3
07-08	37	148-243	.609	11-32	.344	96-136	.706	242/6.5	63/1.7	403/10.9
08-09	35/35	170-337	.504	39-90	.433	100-135	.741	212/6.1	68/1.9	479/13.7
Career	106	395-689	.573	54-130	.415	252-351	.718	595/5.6	158/1.5	1,096/10.3

High Game: 23 vs. Massachusetts (1-31-09) and Miami (Ohio) (11-29-08) at Cintas Center.



T36 - HUCK BUDE, Forward

YEAR	GAMES	FGM-FGA	PCT	FTM-FTA	PCT	REB/AVG	AST/AVG	PTS/AVG
50-51	26	69		47				185/7.1
51-52	24	157-458	.343	96-154	.623			410/17.1
52-53	23	174-464	.375	153-206	.743	233/10.1		501/21.8
Career	73	400-		296-				1,096/15.0

High Game: 31 vs. Baldwin-Wallace (12-19-52) at Schmidt Fieldhouse.



38 - BILL KIRVIN, Guard

YEAR	GAMES	FGM-FGA	PCT	FTM-FTA	PCT	REB/AVG	AST/AVG	PTS/AVG
59-60	26	127-270	.470	78-89	.876	79/3.0	67/2.6	332/12.8
60-61	25	157-331	.474	91-117	.778	86/3.4	117/4.7	405/16.2
61-62	26	140-281	.498	71-87	.816	81/3.1	104/4.0	351/13.5
Career	77	424-882	.481	240-293	.819	246/3.2	288/3.7	1,088/14.1

High Game: 28 vs. Dayton (2-24-60) at Cincinnati Gardens.



39 - JIM BOOTHE, Guard

YEAR	GAMES	FGM-FGA	PCT	FTM-FTA	PCT	REB/AVG	AST/AVG	PTS/AVG
54-55	26	124-		59-88	.670			307/11.8
55-56	28	158-420	.376	146-180	.811	102/3.6	104/3.7	462/16.5
56-57	28	116-300	.387	84-111	.757	54/1.9	59/2.1	316/11.3
Career	82	398-		289-379	.763			1,085/13.2

High Game: 32 vs. Louisville (2-13-56) at Schmidt Fieldhouse.



40 - BOB PELKINGTON, Center

YEAR	GAMES	FGM-FGA	PCT	FTM-FTA	PCT	REB/AVG	AST/AVG	PTS/AVG
61-62	26	126-266	.474	54-82	.659	304/11.7	69/2.7	306/11.8
62-63	28	177-399	.444	74-125	.592	454/16.2	94/3.4	428/15.3
63-64	26	150-312	.481	41-81	.506	567/21.8	89/3.4	341/13.1
Career	80	453-977	.464	169-288	.587	1,325/16.6	252/3.2	1,075/13.4

High Game: 29 vs. Western Kentucky (12-30-61) at Schmidt Fieldhouse.



T41 - JOE GEIGER, Forward

YEAR	GAMES	FGM-FGA	PCT	FTM-FTA	PCT	REB/AVG	AST/AVG	PTS/AVG
61-62	23	92-203	.453	74-82	.902	171/7.4	30/1.3	253/11.0
62-63	28	125-295	.424	64-86	.744	220/7.9	44/1.6	314/11.1
63-64	26	191-382	.500	119-137	.869	290/11.2	56/2.2	501/19.3
Career	77	408-880	.464	257-305	.843	681/8.8	130/1.7	1,073/13.9


High Game: 36 vs. Detroit (2-15-64) at Detroit.



T41 - AARON WILLIAMS, Forward

YEAR	GAMES	FGM-FGA	PCT	FGM-FGA	PCT	FTM-FTA	PCT	REB/AVG	AST/AVG	PTS/AVG
89-90	28	27-47	.574	0-0	.000	8-20	.400	76/2.7	6/0.2	62/2.2
90-91	32	127-237	.536	0-0	.000	55-77	.714	209/6.5	33/1.0	309/9.7
91-92	27	148-253	.585	0-0	.000	79-113	.699	215/8.0	31/1.1	375/13.9
92-93	30	127-234	.543	0-0	.000	73-94	.777	213/7.1	54/1.8	327/10.9
Career	117	429-771	.556	0-0	.000	215-304	.707	713/6.1	124/1.1	1,073/9.2

High Game: 25 vs. Loyola of Chicago (2-9-91) at Cincinnati Gardens.



Aaron Williams made his mark as a scorer, rebounder and shot blocker during his Xavier career and took his success on to a long and successful NBA career.



43 - VICTOR FLEMING, Guard

YEAR	GAMES	FGM-FGA	PCT	FTM-FTA	PCT	REB/AVG	AST/AVG	PTS/AVG
80-81	26	59-119	.496	27-39	.692	28/1.1	42/1.6	145/5.6
81-82	26	42-96	.438	35-50	.700	37/1.4	32/1.2	119/4.6
82-83	29	128-226	.566	56-82	.683	90/3.1	52/1.8	312/10.8
83-84	33	183-339	.540	117-159	.736	138/4.2	56/1.7	483/14.6
Career	114	412-780	.528	235-330	.712	293/2.6	182/1.6	1,059/9.3

High Games: 29 vs. La Salle (2-9-83) at Schmidt Fieldhouse and 29 vs. Butler (2-25-84) at Cincinnati Gardens.



44 - GARY MASSA, Forward

YEAR	GAMES	FGM-FGA	PCT	FTM-FTA	PCT	REB/AVG	AST/AVG	PTS/AVG
77-78	27	168-336	.500	55-76	.724	114/4.2	45/1.7	391/14.5
78-79	21	99-211	.469	49-67	.731	74/3.5	21/1.0	247/11.8
79-80	23	145-275	.527	46-57	.807	147/6.4	16/0.7	336/14.6
80-81	16	31-64	.484	13-17	.765	30/1.9	5/0.3	75/4.7
Career	87	443-886	.500	163-217	.751	365/4.2	87/1.0	1,049/12.1

High Game: 26 vs. Kenyon (1-5-78) at Schmidt Fieldhouse.



45 - MIKE PLUNKETT, Forward

YEAR	GAMES	FGM-FGA	PCT	FTM-FTA	PCT	REB/AVG	AST/AVG	PTS/AVG
73-74	26	148-343	.431	68-107	.636	182/7.0	46/1.8	364/14.0
74-75	26	172-368	.467	70-123	.569	216/8.3	26/1.0	414/15.9
75-76	26	102-224	.455	61-85	.718	153/5.9	27/1.0	265/10.2
Career	78	422-935	.451	199-315	.632	551/7.1	99/1.3	1,043/13.4

High Game: 31 vs. Dayton (2-19-75) at Schmidt Fieldhouse.



46 - MICHAEL HAWKINS, Guard

YEAR	GAMES	FGM-FGA	PCT	3-POINT FGM-FGA	PCT	FTM-FTA	PCT	REB/AVG	AST/AVG	PTS/AVG
91-92	27	76-185	.411	22-63	.349	35-54	.648	75/2.8	118/4.4	209/7.7
92-93	28	80-174	.460	36-88	.409	32-41	.780	71/2.5	104/3.7	228/8.1
93-94	29	68-182	.374	37-100	.370	23-36	.639	61/2.1	64/2.2	196/6.8
94-95	28	117-274	.427	59-152	.388	103-130	.792	93/3.3	162/5.8	396/14.1
Career	112	341-815	.418	154-403	.382	193-261	.739	300/2.7	448/4.0	1,029/9.2


High Game: 26 vs. Ohio (12-17-94) at Cincinnati Gardens.



47 - T.J. JOHNSON, Forward


YEAR	GAMES	FGM-FGA	PCT	3-POINT FGM-FGA	PCT	FTM-FTA	PCT	REB/AVG	AST/AVG	PTS/AVG
94-95	28	101-175	.577	0-0	.000	131-194	.675	148/5.3	19/0.7	333/11.9
95-96	28	86-165	.521	0-1	.000	124-186	.667	189/6.8	30/1.1	296/10.6
96-97	29	76-133	.571	0-0	.000	74-112	.661	146/5.0	48/1.7	226/7.8
97-98	30	48-96	.500	0-1	.000	70-100	.700	108/3.6	47/1.6	166/5.5
Career	115	311-569	.547	0-2	.000	399-592	.674	591/5.1	144/1.3	1,021/8.9

High Game: 23 vs. Loyola of Chicago (1-30-95) at Loyola.



Michael Hawkins and his fellow senior backcourt partner, Jeff Massey, formed one of the nation's top backcourt combinations in the 1994-95 season. Hawkins went on to play professional basketball in the NBA and overseas. Jeff Massey, who also played overseas, is now an assistant coach on the St. Bonaventure staff of former XU assistant and current SBU head coach Mark Schmidt.

Other Musketeer Collegiate 1,000 Point Scorers



C.J. ANDERSON, Forward

YEAR	GAMES	FGM-FGA		3-POINT FGM-FGA		FTM-FTA		REB/AVG	AST/AVG	PTS/AVG
		PCT	PCT	PCT	PCT					
04-05+	28	173-330	.524	0-1	.000	105-184	.571	241/8.6	79/2.8	451/16.1
05-06+	16	117-238	.492	1-7	.143	66-110	.600	151/9.4	63/3.9	301/18.8
07-08	37	147-284	.518	0-0	.000	103-154	.669	219/5.9	54/1.5	397/10.7
08-09	35	121-269	.450	1-5	.200	103-173	.595	192/5.5	87/2.5	346/9.9
Career+	116/106	558-1121	.498	2-13	.154	377-621	.607	803/6.9	283/2.4	1,495/12.7

+ Includes statistics from Manhattan

Xavier High Game: 22 vs. Ohio (12-10-08) at Cintas Center.




DREW LAVENDER, Guard

YEAR	GAMES	FGM-FGA		3-POINT FGM-FGA		FTM-FTA		REB/AVG	AST/AVG	PTS/AVG
		PCT	PCT	PCT	PCT					
03-04*	31	118-321	.368	53-144	.368	61-78	.782	75/2.4	121/3.9	350/11.3
04-05*	32	101-260	.388	45-131	.344	62-78	.795	48/1.5	101/3.2	309/9.7
06-07	34	118-262	.450	54-120	.450	91-120	.758	81/2.4	164/4.8	381/11.2
07-08	36	125-295	.424	59-145	.407	79-91	.868	96/2.7	162/4.5	388/10.8
Career*	133	462-1138	.406	211-540	.391	293-367	.798	300/2.3	548/4.1	1,428/10.7

* Includes statistics from Oklahoma

Xavier High Game: 31 vs. Charlotte (2-3-07) at Cintas Center.



BRIAN THORNTON, Forward/Ctr.

YEAR	GAMES	FGM-FGA		3-POINT FGM-FGA		FTM-FTA		REB/AVG	AST/AVG	PTS/AVG
		PCT	PCT	PCT	PCT					
01-02^	32	76-148	.514	0-0	.000	78-111	.703	147/4.6	33/1.0	230/7.2
02-03^	29	129-245	.527	0-0	.000	76-109	.697	164/5.7	19/0.7	334/11.5
04-05	27	102-171	.596	0-0	.000	85-114	.746	157/5.8	24/0.9	289/10.7
05-06	21	114-178	.640	0-0	.000	94-135	.696	143/6.8	32/1.5	322/15.3
Career^	109	421-742	.567	0-0	.000	333-469	.710	611/5.6	108/1.0	1,175/10.8

^ Includes statistics from Vanderbilt

Xavier High Game: 27 vs. Troy (12-22-05) at Cintas Center.



Drew Lavender helped lead Xavier to the NCAA Tournament Elite Eight in 2008 and the 2007 NCAA Tournament Second Round. Lavender and former teammate C.J. Anderson are two of the most successful incoming transfers in Xavier basketball history.



Brian Thornton, who scored over 1,000 points in his collegiate career, scored 611 of those points in two seasons at Xavier. Thornton became the first men's basketball player in school history to earn Academic All-America honors. He was named to the 2005-06 *ESPN The Magazine* CoSIDA Academic All-America Second Team.

CC – Cintas Center CG – Cincinnati Gardens
 SF – Schmidt Fieldhouse FC – Fenwick Club
 RC – Riverfront Coliseum (a.k.a. The Crown, the Firstar Center
 and now U.S. Bank Arena)
 A-10 - indicates A-10 regular season game
 MCC - indicates MCC regular season game

1919-20 (0-1)

COACH: HARRY GILLING

Feb. 20 FC L 18-24 Dayton

1920-21 (1-2)



**Joe Meyer
Head Coach**

W 21-18 Dayton
 FC L 13-54 Ohio University
 A L 16-50 Miami (Ohio)

1921-22 (2-4)

FC L 16-28 Ohio University
 W 27-13 Dayton
 W 36-9 Hiram
 A L 32-34 Ohio University
 A L 20-37 Miami (Ohio)
 L 10-14 Dayton

1922-23 (2-0)

FC W 35-15 Ohio University
 A W 18-17 Ohio University

1923-24 (12-4)

A W 31-13 Circleville AC
 W 25-18 Covington YMCA
 FC W 23-11 Miami (Ohio)
 W 33-17 Fenwick Club
 FC W 32-31 Ohio University
 L 31-38 Central YMCA
 L 20-22 Capital
 A L 15-26 Ohio University
 W 38-37 Wittenberg
 A W 32-27 Kenyon
 W 29-26 Central YMCA
 W 29-18 Covington YMCA
 W 32-28 Muskingum
 A W 38-29 Akron
 W 44-28 Otterbein
 L 18-24 Fenwick Club

1924-25 (6-7)

A L 35-41 Akron

The other six losses include losses to Capital and Heidelberg.
 The six wins include wins over Ohio Northern and Heidelberg.

1925-26 (10-8)

A W 28-24 Circleville AC
 L 20-28 CGAC (OT)
 W 45-27 Wilmington
 A L 33-34 Centre (OT)
 A W 40-35 Transylvania
 W 28-23 Y Wildcats
 L 28-33 L.B. Harrison
 W 18-15 CGAC
 Feb. 5 FC W 38-18 Louisville
 FC W 43-17 L.B. Harrison
 A L 22-48 Muskingum
 A L 29-44 Otterbein
 FC W 63-9 Transylvania
 A L 24-26 Wilmington
 A W 19-16 Heidelberg
 A L 16-18 Ohio Northern
 L 17-31 Y Wildcats
 W 49-19 Centre

1926-27 (11-3)

L 22-28 Circleville AC
 Jan. 10 FC W 23-21 Loyola of Chicago
 W 58-27 Circleville AC
 L 27-43 YMCA
 W 54-21 Saint Louis
 W 39-5 Saint Louis
 W 29-25 YMCA
 W 29-21 Wilmington
 W 56-41 Wilmington
 Feb. 15 A L 13-17 Loyola of Chicago
 W 22-17 St. Viator
 W 48-22 Marshall
 FC W 35-28 Davis-Elkins
 W 63-30 Transylvania

1927-28 (8-1)

FC W 40-13 Centre
 FC W 40-33 Saint Louis
 FC W 40-13 Cedarville
 Feb. 15 FC W 14-11 Loyola of Chicago
 FC W 16-14 Marshall
 FC W 43-34 Marshall
 A W 24-22 St. Viator
 Feb. 29 A L 19-40 Loyola of Chicago
 Mar. 7 SF W 29-25 Cincinnati

1928-29 (9-6)

SF W 35-11 Toledo
 W 35-20 Georgetown (Ky.)
 SF W 31-24 Alumni
 A L 5-20 Loyola of Chicago
 A L 18-34 St. Viator
 SF W 28-12 Cedarville
 Feb. 5 A L 20-22 Saint Louis
 SF W 24-11 Detroit
 A W 26-25 Dayton
 SF L 29-32 Ohio Wesleyan
 Feb. 13 SF L 10-20 Loyola of Chicago
 W 35-11 Kenyon
 Feb. 23 SF W 18-12 Dayton
 A L 19-24 Detroit
 SF W 46-12 Muskingum

1929-30 (8-8)

W 28-17 Cedarville
 W 35-20 Georgetown (Ky.)
 W 20-18 Kentucky Wesleyan
 W 24-23 Kenyon
 Jan. 14 A L 13-18 Loyola of Chicago

SF L 19-20 Dayton
 W 31-16 Centre
 Jan. 23 SF L 13-18 Loyola of Chicago
 SF L 19-37 Ohio Wesleyan
 SF W 23-22 Alumni
 SF L 27-30 Denison
 SF L 20-27 Wittenberg
 A W 29-18 Dayton
 A W 23-18 Detroit
 A L 24-30 Western Reserve
 SF L 24-36 Detroit

1930-31 (10-3)

W 43-22 Cedarville
 W 36-23 Georgetown (Ky.)
 Jan. 13 A L 19-31 Michigan State
 SF W 30-19 Centre
 A L 20-26 Detroit
 SF W 40-19 Dayton
 SF L 17-29 Wittenberg
 A W 33-10 Dayton
 A W 34-25 Wittenberg
 SF W 32-16 Alumni
 SF W 43-26 Kenyon
 W 26-20 Denison
 W 22-17 Detroit

1931-32 (10-3)

W 36-12 Cedarville
 SF W 26-21 Carnegie Tech
 W 31-22 Centre
 Jan. 15 A L 20-22 Michigan State
 A L 21-22 Detroit (OT)
 SF W 46-12 Dayton
 W 28-23 Washington & Lee
 SF L 16-18 Indiana
 SF W 37-23 Detroit
 A W 20-10 Dayton
 SF W 25-23 Alumni
 Feb. 20 SF W 31-24 Michigan State
 SF W 26-21 Wittenberg

1932-33 (5-3)

SF W 53-10 Cedarville
 SF W 37-19 Centre
 SF W 75-15 Transylvania
 SF L 19-31 Ohio State
 Feb. 27 A L 16-19 Michigan State
 A W 27-12 Detroit
 L 29-36 Ohio Wesleyan
 W 34-30 Wittenberg

1933-34 (9-1)



**Clem Crowe
Head Coach**

W 48-17 Transylvania
 W 50-13 Kentucky Wesleyan
 W 59-13 Centre
 Feb. 10 SF W 26-21 Ohio University
 W 44-35 Chattanooga
 Feb. 19 SF L 15-25 Notre Dame
 SF W 37-29 Louisville
 W 29-28 Ohio Wesleyan
 W 47-38 Wittenberg
 SF W 35-30 Alumni

1934-35 (14-4)

W 47-18 Cedarville
 W 38-29 Centre
 W 37-21 Georgetown (Ky.)
 W 47-21 Kentucky Wesleyan
 L 28-31 Ohio State (OT)
 W 45-20 Centenary
 W 29-20 Wittenberg
 W 36-28 Chattanooga
 W 37-24 Transylvania
 Feb. 5 SF W 29-28 Ohio University
 W 29-26 Ohio Wesleyan
 SF L 27-40 Kentucky
 W 48-29 Wittenberg
 SF W 38-19 Georgia Tech
 W 47-25 Marshall
 SF W 41-31 Alumni
 Mar. 7 A L 29-46 Kentucky
 Mar. 9 SF L 35-42 Notre Dame

1935-36 (8-7)

SF W 35-31 Georgetown (Ky.)
 SF W 41-25 Centre
 SF L 26-49 Purdue
 SF L 21-23 Pittsburgh
 SF W 39-37 Vanderbilt
 SF W 62-38 Alumni
 Jan. 14 SF L 32-36 Kentucky
 SF L 22-28 Ohio University
 SF W 39-20 Tennessee
 N1 L 30-31 Washington & Jeff.
 SF W 59-22 Kentucky Wesleyan
 SF W 35-21 Alabama
 A L 32-37 Ohio University
 SF W 32-27 Ohio Wesleyan
 Feb. 18 A L 40-49 Kentucky
 N1-Pittsburgh, Pa.

1936-37 (7-7)

Dec. 12 SF L 28-32 Kentucky
 Dec. 16 SF W 30-26 Transylvania
 Dec. 19 SF W 43-30 Kentucky Wesleyan
 SF L 23-35 Purdue
 Jan. 9 A L 31-41 Loyola of Chicago
 Jan. 14 A L 20-42 Ohio University
 Jan. 16 W 28-26 Butler
 W 36-27 Indiana Central
 W 42-21 Centre
 Feb. 13 A L 25-29 Toledo
 SF W 54-27 Alumni
 Feb. 19 A W 29-28 Wittenberg
 Feb. 20 SF L 32-35 Ohio University
 Feb. 22 A L 15-23 Kentucky

1937-38 (10-9)

SF W 53-39 Transylvania
 Dec. 9 SF W 29-22 Kentucky Wesleyan
 A L 32-56 Purdue
 Dec. 20 SF L 28-33 Iowa

YEAR-BY-YEAR SCORES | 2009-10

Dec. 22	SF	L	26-45	Notre Dame
Jan. 3	SF	L	29-34	Creighton
	W		37-27	Wittenberg
	SF	W	36-25	Toledo
	A	L	33-39	Ohio University
	A	L	34-35	Bradley
Jan. 15	A	L	38-52	Loyola of Chicago
	SF	W	50-35	Hawaiian Stars
	A	W	35-29	Akron
	SF	W	39-32	Kentucky
	SF	W	34-30	Alumni
	SF	L	29-36	Bradley
Feb. 17	A	L	29-45	Kentucky
	SF	W	47-27	Ohio University
	SF	W	40-27	Loyola of Chicago

1938-39 (13-6)

Dec. 9	SF	W	49-31	Kentucky Wesleyan
Dec. 16	SF	W	51-37	Western Michigan
Dec. 20	SF	L	26-27	Wisconsin
Dec. 22	SF	L	38-48	Washington & Lee
Jan. 2	A	W	27-22	Miami (Ohio)
Jan. 6	SF	W	41-36	St. Joseph's (Ind.)
Jan. 12	A	W	41-30	Ohio University
Jan. 16	A	L	30-38	DePaul
	W		45-33	St. Joseph's (Ind.)
Jan. 21	SF	W	48-33	Detroit
	SF	W	52-29	Alumni
Jan. 30	SF	W	39-22	Miami (Ohio)
Feb. 3	SF	L	39-48	Indiana
Feb. 8	SF	L	31-41	Kentucky
Feb. 11	SF	W	47-46	Ohio University
Feb. 14	A	W	39-36	Ohio Wesleyan
Feb. 18	SF	W	43-30	Ohio Wesleyan
Feb. 25	A	L	37-41	Detroit
Feb. 27	A	W	46-42	Toledo

1939-40 (6-17)

Dec. 4	SF	L	33-36	St. Joseph's (Ind.)
Dec. 8	SF	W	43-37	Kentucky Wesleyan
Dec. 11	A	L	24-58	Indiana
Dec. 16	A	L	29-36	Ball State
Dec. 19	SF	W	40-28	Centre
Dec. 21	A	L	40-46	St. Joseph's (Ind.)
Dec. 23	A	L	30-42	Western Michigan
Dec. 30	SF	W	41-28	Ohio Wesleyan
Jan. 2	A	L	39-40	Western Kentucky
Jan. 6	SF	L	41-42	Kentucky (OT)
Jan. 8	N1	W	36-35	Tennessee
Jan. 10	A	L	37-48	Ohio University
Jan. 16	A	L	29-44	Dayton
Jan. 19	SF	L	36-48	Marshall
Jan. 27	SF	L	33-35	Toledo
Feb. 3	A	L	31-36	Detroit
Feb. 6	A	L	47-51	Marshall
Feb. 10	SF	L	28-30	City Col. of N.Y.
Feb. 12	A	L	29-37	Kentucky
Feb. 14	SF	W	34-27	Dayton
Feb. 17	SF	L	34-39	Ohio University
Feb. 24	SF	W	46-41	Detroit
	SF	L	39-43	Alumni

N1-Louisville, Ky.

1940-41 (13-9)

SF	W	57-25	Kentucky Wesleyan
SF	W	58-44	Youngstown
SF	W	57-25	Centre
SF	W	77-25	Transylvania
A	L	57-69	Ohio University
W		61-50	William & Mary

Jan. 3	SF	L	39-42	Creighton
	A	L	33-57	Butler
Jan. 9	SF	L	43-48	Kentucky
	W		37-35	Dayton
	SF	W	59-28	Alumni
Jan. 25	A	W	49-44	Kentucky
	SF	L	41-49	Ohio University
	L		36-49	St. Joseph's (Ind.)
	A	W	37-30	Detroit
	W		36-34	Ball State
	L		39-41	City Col. of N.Y.
Feb. 17	A	L	28-55	Toledo
Feb. 22	SF	L	36-41	Western Kentucky
	SF	W	50-45	Western Michigan
	W		54-30	Dayton
	SF	W	39-35	Detroit

1941-42 (10-8)

SF	W	44-26	Transylvania	
SF	W	43-37	Morehead	
Dec. 17	SF	L	25-38	Oregon
	SF	W	63-43	South Carolina
	SF	L	36-46	Tennessee
	A	W	58-32	Washington & Lee
	SF	W	47-39	Ohio University
Jan. 10	SF	L	39-40	Kentucky
	A	L	32-46	Dayton
	A	L	30-42	Tennessee
	SF	W	58-30	Wabash
	SF	W	45-40	Toledo
	A	L	49-59	Marshall
	SF	W	70-20	Centre
	SF	W	53-43	Marshall
Feb. 21	A	L	36-44	Kentucky
	A	L	42-43	Ohio University
	SF	W	58-42	Dayton

1942-43 (6-10)

W	55-38	Georgetown (Ky.)		
L	24-51	36th Armored		
L	50-51	Wabash		
Jan. 9	SF	L	38-43	Kentucky
	A	L	53-58	Ohio University
Jan. 16	A	L	38-60	Toledo
	A	L	23-55	Tennessee
	SF	L	38-48	Tennessee
	L		28-51	Dayton
Feb. 8	A	L	36-48	Kentucky
	W		49-42	36th Armored
	W		68-53	Marshall
	SF	W	57-41	Ohio University
	W		61-39	Dayton
Mar. 3	SF	W	51-37	Cincinnati
	L		40-56	Marshall

* No basketball games were played at Xavier during the 1943-44 and 1944-45 seasons because of World War II.

1945-46 (3-16)



Ed Burns
Head Coach

SF	L	35-41	Miami (Ohio)	
L		31-62	Camp Atterbury	
SF	L	41-49	Eastern Kentucky	
Jan. 14	SF	L	36-62	Kentucky
	A	L	46-67	Eastern Kentucky
	A	L	46-67	Miami (Ohio)
	L		50-91	Marshall
	A	L	43-58	Bowling Green
	L		51-61	Camp Atterbury
	L		53-64	Fort Knox
	W		48-41	Dayton
	L		47-53	Cincinnati Command
	W		60-41	Alumni
	L		59-72	Marshall
	W		66-41	Wilmington
	L		33-47	Dayton
	L		50-55	Allen Bradley
Feb. 23	A	L	40-83	Kentucky
Feb. 27	SF	L	39-53	Cincinnati

1946-47 (8-17)



Lew Hirt
Head Coach

A	L	42-54	Anderson (Ind.)	
A	L	38-50	Indiana State	
A	L	54-60	Miami (Ohio)	
A	L	47-56	Marshall	
	A	W	59-48	Morris-Harvey
Dec. 19	A	L	49-64	Toledo
	A	L	37-50	Kent State
	N1	W	64-49	SE Missouri State
	N1	W	53-47	Evansville
	N1	L	44-58	Marshall
Jan. 3	SF	W	43-34	Ohio Wesleyan

Jan. 4	A	L	34-35	Dayton
Jan. 7	A	L	30-47	Ohio University
Jan. 11	SF	W	45-43	Bowling Green
Jan. 17	SF	L	41-53	Marshall
Jan. 25	A	L	34-71	Kentucky
Feb. 1	SF	L	37-47	Toledo
Feb. 4	SF	W	58-48	Miami (Ohio)
Feb. 8	SF	W	65-35	Baldwin-Wallace
Feb. 13	SF	W	75-55	Dayton
Feb. 15	N2	L	46-59	Ohio Wesleyan
Feb. 17	SF	L	46-47	Ohio University
Feb. 19	SF	L	31-58	Kentucky
Feb. 21	A	L	48-62	Bowling Green
Feb. 26	SF	L	51-76	Cincinnati

N1-Terre Haute, Ind.
N2-Ashland, Ky.

1947-48 (24-8)



N.A.I.B. TOURNAMENT FOURTH PLACE
XAVIER'S FIRST NATIONAL POSTSEASON
TOURNAMENT APPEARANCE

Dec. 3	N1	W	70-53	Franklin College
Dec. 6	A	W	44-43	Purdue
Dec. 13	SF	W	72-48	Morris-Harvey
Dec. 16	A	L	52-57	Ohio University
Dec. 17	A	L	34-79	Kentucky
Dec. 20	SF	W	79-42	Vanderbilt
Dec. 22	SF	W	54-34	Ohio Wesleyan
Dec. 29	SF	W	51-39	Ball State
Jan. 3	SF	W	62-36	Creighton
Jan. 4	SF	W	41-34	Seton Hall
Jan. 7	SF	W	62-34	Louisville
Jan. 9	A	L	36-54	Bowling Green
Jan. 10	A	W	66-50	Lawrence Tech
Jan. 14	A	W	62-51	Miami (Ohio)
Jan. 20	A	W	62-42	Vanderbilt
Jan. 24	A	W	60-52	Kent State
Jan. 31	SF	W	59-36	Detroit
Feb. 2	SF	W	56-37	Ohio University
Feb. 3	SF	W	51-49	Bowling Green
Feb. 7	SF	W	45-43	Loyola of Chicago
Feb. 10	A	W	72-52	Dayton
Feb. 13	A	L	47-58	Louisville
Feb. 18	SF	W	61-44	Miami (Ohio)
Feb. 21	SF	W	60-51	Indiana State
Feb. 24	SF	W	57-32	Dayton
Feb. 28	SF	L	37-59	Kentucky
Mar. 3	SF	L	45-52	Cincinnati

N.A.I.B. TOURNAMENT

N2	W	67-43	NW Louisiana State	
N2	W	57-35	New Britain	
N2	W	62-50	Mankato State	
Mar. 12	N2	L	49-56	Louisville (semifinals)
	N2	L	58-59	Hamline (consol.)

N1-Middletown High School, N2-Kansas City, Mo.

**ASSOCIATED PRESS RANKINGS BEGIN HERE
1948-49 (16-10)**

XU AP				
Dec. 4	SF	W	67-29	Cedarville
Dec. 11	A	L	55-63	Indiana
	A	W	68-48	Georgetown (Ky.)
	SF	W	72-34	Western Ontario
Jan. 1	SF	L	53-65	Bowling Green
Jan. 4	A	L	72-74	Loyola (Md.)
Jan. 5	A	L	51-60	Seton Hall
	SF	W	84-42	Hanover
Jan. 8	A	W	61-48	Miami (Ohio)
Jan. 15	A	L	57-64	Louisville (OT)
Jan. 22	SF	W	66-43	Indiana State
Jan. 29	SF	W	71-57	Louisville
Feb. 1	A	L	55-59	#14 Bowling Green
Feb. 5	SF	W	71-64	Cincinnati
Feb. 8	SF	W	75-51	Long Island
Feb. 11	A	W	47-44	Toledo
Feb. 12	A	L	50-96	#1 Kentucky
Feb. 15	SF	W	66-48	Dayton
Feb. 18	A	W	78-60	John Carroll
Feb. 19	SF	L	60-64	Toledo
Feb. 22	A	W	53-50	Marshall
Feb. 24	CG	L	40-51	#1 Kentucky
Feb. 27	SF	W	49-44	Dayton
Mar. 1	A	W	64-43	Miami (Ohio)
Mar. 7	CG	W	82-65	William & Mary
Mar. 9	CG	L	46-57	Cincinnati

1949-50 (12-16)

XU AP				
Dec. 3	SF	W	72-47	Franklin
	SF	W	66-42	Georgetown (Ky.)
Dec. 10	CG	L	57-59	Western Kentucky
Dec. 15	SF	W	68-46	Youngstown
Dec. 17	SF	L	47-64	Louisville
Dec. 21	SF	W	76-41	Santa Clara
Dec. 27	SF	L	51-54	Holy Cross
Jan. 5	A	W	70-59	Youngstown
Jan. 6	SF	W	86-63	Loyola (Md.)
Jan. 7	A	L	72-77	Louisville
Jan. 9	A	L	51-63	Western Kentucky
Jan. 13	A	W	58-52	Lawrence Tech
Jan. 14	A	L	56-65	Toledo
Jan. 22	SF	L	55-65	Dayton
Jan. 28	CG	L	47-58	#4 Kentucky
Jan. 31	SF	L	59-60	Miami (Ohio)
Feb. 3	A	L	50-52	Indiana State
Feb. 8	N1	L	47-57	#15 San Francisco
Feb. 10	SF	W	45-36	Evansville
Feb. 13	A	L	42-59	Dayton
Feb. 14	A	W	51-37	Miami (Ohio)
Feb. 18	A	L	63-67	Marshall
Feb. 23	A	L	53-58	#5 Kentucky
Feb. 25	SF	W	53-48	#14 Toledo
Mar. 2	N2	L	51-59	Dayton
Mar. 9	CG	W	54-53	Cincinnati
Mar. 17	CG	W	74-53	Morris-Harvey
Mar. 18	CG	L	48-59	Cincinnati

1950-51 (16-10)

XU AP				
Dec. 2	SF	W	73-40	Ohio Wesleyan
Dec. 7	SF	W	78-47	Hanover
Dec. 12	CG	L	56-67	Kentucky
Dec. 17	SF	W	79-56	John Carroll
Dec. 19	N1	L	69-71	Evansville

Dec. 22	N2	W	92-58	North Carolina
Dec. 28	CG	L	70-83	#17 Cincinnati
Jan. 6	SF	W	67-65	Loyola of Chicago
Jan. 8	A	L	62-79	Western Kentucky
Jan. 10	A	L	55-63	Louisville
Jan. 13	CG	W	60-52	Notre Dame
Jan. 20	A	W	64-49	Miami (Ohio)
Jan. 25	SF	W	41-40	Tulsa
Jan. 30	SF	W	79-59	#20 Toledo
Feb. 1	SF	W	72-52	Miami (Ohio)
Feb. 3	A	W	65-59	Morehead
Feb. 8	SF	W	77-53	Loyola (Md.)
Feb. 11	SF	L	57-63	#18 Dayton
Feb. 13	A	L	51-78	#1 Kentucky
Feb. 19	SF	W	72-69	#14 Louisville
Feb. 23	SF	W	74-57	Kent State
Feb. 24	A	W	79-67	Gannon
Feb. 26	A	L	61-70	Toledo
Feb. 28	SF	W	67-64	Western Kentucky
Mar. 3	A	L	53-77	#14 Dayton
Mar. 8	CG	L	66-81	#17 Cincinnati

1951-52 (10-14)



**Ned Wulk
Head Coach**

XU AP				
Nov. 26	A	L	54-58	Eastern Kentucky
Dec. 1	SF	W	103-66	Franklin
Dec. 6	SF	W	81-65	Chase
Dec. 8	A	L	69-92	Indiana
Dec. 10	CG	L	72-97	#1 Kentucky
Dec. 16	SF	W	72-67	John Carroll
Dec. 19	SF	L	82-92	#16 Western Kentucky
Dec. 22	SF	W	73-59	Ball State
Dec. 29	CG	W	77-70	Cincinnati
Jan. 7	A	L	50-83	#4 Kentucky
Jan. 9	SF	L	67-77	#15 Louisville
Jan. 12	SF	W	88-70	Georgetown (Ky.)
Jan. 15	A	L	79-82	Miami (Ohio)
Jan. 22	A	W	84-70	Beloit
Jan. 23	A	L	83-103	Loyola of Chicago
Jan. 27	A	L	60-67	#16 Dayton
Feb. 1	SF	W	87-68	Hanover
Feb. 5	SF	W	83-77	Tampa
Feb. 8	SF	W	74-67	Miami (Ohio)
Feb. 13	CG	L	63-68	Cincinnati
Feb. 17	A	L	84-91	Lawrence Tech
Feb. 20	A	L	74-93	Villanova
Feb. 24	CG	L	80-82	#11 Dayton
Feb. 27	A	L	87-101	#13 Louisville

1952-53 (11-12)

XU AP				
Dec. 1	SF	W	87-73	Union (Ky.)
Dec. 4	SF	W	81-53	Georgetown (Ky.)
Dec. 8	SF	L	71-76	Minnesota
Dec. 11	SF	W	96-91	Marshall
Dec. 14	A	L	73-99	Lawrence Tech
Dec. 19	SF	L	75-76	Baldwin-Wallace
Jan. 3	SF	W	90-49	Hanover
Jan. 6	CG	W	81-78	Cincinnati
Jan. 8	A	L	62-71	Siena
Jan. 10	A	L	86-94	Villanova
Jan. 11	A	L	78-86	#2 Seton Hall
Jan. 14	SF	L	70-90	Miami (Ohio)
Jan. 18	CG	W	70-68	Dayton
Jan. 26	SF	W	80-68	#18 Eastern Kentucky
Jan. 31	A	L	71-88	Baldwin-Wallace
Feb. 1	A	W	89-82	John Carroll
Feb. 4	A	L	69-72	Louisville
Feb. 10	CG	W	70-68	Cincinnati
Feb. 14	A	L	74-91	Eastern Kentucky
Feb. 20	SF	W	80-74	#16 Louisville
Feb. 22	A	L	63-81	Dayton
Feb. 25	A	W	110-91	#12 Miami (Ohio)
Mar. 2	A	L	78-83	Marshall

1953-54 (18-12)

XU AP				
Dec. 2	SF	W	77-51	Union (Ky.)
Dec. 5	SF	W	83-64	Kent State
Dec. 10	SF	W	80-60	Hanover
Dec. 12	CG	L	66-81	#2 Kentucky
Dec. 14	A	W	74-54	Georgetown (D.C.)
Dec. 16	A	W	81-73	Villanova
Dec. 17	A	L	64-70	Iona
Dec. 19	A	W	66-54	#19 Siena
	SF	L	64-67	#6 Minnesota
Dec. 28	N1	W	69-49	Murray State
Dec. 29	A	L	56-61	Louisville
Dec. 30	N1	W	86-67	Eastern Kentucky
Jan. 2	A	W	85-60	John Carroll
Jan. 4	A	L	71-76	#1 Kentucky
Jan. 6	CG	L	58-77	Cincinnati
Jan. 12	SF	W	73-68	Miami (Ohio)
Jan. 18	A	W	79-63	Eastern Kentucky
Jan. 22	SF	W	74-57	Baldwin-Wallace
Jan. 24	A	L	58-66	Dayton
Jan. 30	SF	L	65-74	Louisville
Feb. 1	A	W	70-64	Murray State
Feb. 2	A	W	71-69	Centenary
Feb. 4	A	W	67-57	Loyola (La.)
Feb. 6	A	W	76-65	Miss. Southern
Feb. 8	SF	L	49-50	Loyola (La.)
Feb. 10	CG	L	76-81	Cincinnati
Feb. 13	SF	W	78-61	Eastern Kentucky
Feb. 21	CG	L	63-81	#17 Dayton
Feb. 24	A	L	55-59	Louisville
Feb. 27	A	W	90-89	Miami (Ohio)

1954-55 (13-13)

XU AP				
	SF	W	90-46	Denison
	SF	W	83-50	Mississippi Southern
Dec. 6	SF	W	81-72	Memphis State
Dec. 11	CG	L	69-72	#2 Kentucky
	A	L	46-60	Eastern Kentucky
	A	W	64-60	John Carroll
	A	L	68-78	Canisius
	SF	W	97-66	Georgetown (Ky.)

Jan. 6	CG	W	67-64	Cincinnati
Jan. 8	SF	W	76-70	#16 Louisville
Jan. 10	A	W	82-80	Western Kentucky (2OT)
	A	L	69-82	Marshall
	A	L	73-96	Villanova
Jan. 19	SF	W	74-68	Murray State
	SF	W	86-72	Eastern Kentucky
Jan. 30	CG	L	80-91	#15 Dayton
Feb. 1	A	L	67-81	Memphis State
	A	L	71-75	Loyola (La.)
	A	W	81-74	Spring Hill
Feb. 9	A	L	69-70	#17 Cincinnati
	SF	W	101-83	Loyola (La.)
Feb. 14	A	L	55-66	#2 Kentucky
Feb. 18	SF	L	72-75	Western Kentucky
Feb. 20	A	L	60-71	#13 Dayton
Feb. 23	A	L	52-92	Louisville
Feb. 26	SF	W	80-74	Miami (Ohio)

1955-56 (17-11)

F – Dave Piontek, Sr., 15.7 ppg. & 15.3 rpg.
F – Richard Schneider, Sr., 13.2 ppg. & 9.6 rpg.
C – Frank Tartaron, So., 9.0 ppg. & 8.3 rpg.
G – Jim Boothe, Jr., 16.5 ppg. & 3.6 rpg. & 3.7 apg.
G – Louis Vonderbrinck, Sr., 8.4 ppg. & 4.3 rpg.

XU AP				
	SF	W	71-40	Spring Hill
	W	W	80-47	Wabash
	A	W	88-65	Eastern Kentucky
	W	W	90-52	Georgetown (Ky.)
Dec. 30	N1	W	84-63	Niagara
Dec. 31	N1	W	95-86	St. Bonaventure
Jan. 1	N1	W	92-67	Georgia Tech
Jan. 5	SF	L	72-73	Western Kentucky
	N2	L	73-84	Seton Hall
	A	W	84-57	Loyola (Md.)
	A	W	71-70	Villanova
Jan. 17	CG	L	66-71	Cincinnati
Jan. 21	A	L	73-81	#2 Dayton
	A	W	75-54	Loyola (La.)
	A	W	70-47	Spring Hill
	A	L	75-77	Miami (Fla.)
Feb. 4	SF	L	76-77	Miami (Ohio)
Feb. 8	SF	W	79-72	#20 Cincinnati (OT)
	W	W	92-78	St. Francis (Pa.)
Feb. 13	SF	W	99-59	#5 Louisville
Feb. 16	A	L	65-74	Western Kentucky
Feb. 19	CG	L	75-85	#2 Dayton
	SF	W	93-72	Eastern Kentucky
Feb. 29	A	L	70-83	#6 Louisville
Mar. 3	A	L	91-96	Miami (Ohio)
	W	W	85-67	Staubenville

NIT-NEW YORK

	N2	W	84-80	Saint Louis
Mar. 20	N2	L	68-72	#3 Dayton
	N1	W		Buffalo, N.Y.
	N2	W		Madison Square Garden (New York, N.Y.)

1956-57 (20-8)

F – Corny Freeman, So., 15.5 ppg. & 18.8 rpg.
F – Joe Viviano, So., 13.2 ppg. & 10.1 rpg.
C – Frank Tartaron, Jr., 8.3 ppg. & 7.5 rpg.
G – Hank Stein, So., 13.5 ppg. & 2.3 rpg.
G – Jimmy Boothe, Sr., 11.3 ppg. & 1.9 rpg. & 2.2 apg.

XU AP				
Dec. 2	SF	W	88-59	St. Joseph's (Ind.)
Dec. 6	SF	W	111-61	Spring Hill
Dec. 9	SF	W	73-58	Bellarmine
Dec. 13	A	L	86-93	Wichita (2 OT)
Dec. 15	A	L	71-92	#5 S.M.U.

YEAR-BY-YEAR SCORES | 2009-10

Dec. 19	SF	W	74-68	Georgetown (Ky.)
Dec. 27	N1	L	76-83	Minnesota
Dec. 29	N1	W	81-57	Cornell
Jan. 3	SF	W	87-79	#14 Western Kentucky
Jan. 5	N2	W	82-79	Iona
Jan. 9	CG	W	88-62	Cincinnati
Jan. 13	CG	L	59-61	Dayton
Jan. 19	SF	W	106-80	Ohio University
Jan. 25	SF	W	91-54	Centenary
Jan. 31	SF	W	102-76	Loyola (Md.)
Feb. 2	A	W	84-72	Miami (Ohio)
Feb. 10	SF	W	90-62	Loyola (La.)
Feb. 13	CG	L	57-69	Cincinnati
Feb. 16	A	L	69-87	#8 Louisville
Feb. 20	A	W	68-65	Dayton
Feb. 23	N3	W	99-86	Manhattan
Feb. 25	SF	W	79-59	Toledo
Feb. 27	A	W	77-71	Western Kentucky
Mar. 2	SF	W	100-80	Miami (Ohio)
Mar. 9	A	W	70-59	#13 Temple
Mar. 11	A	L	65-69	St. Francis (Pa.)

NIT-NEW YORK

Mar. 16	N2	W	85-79	Seton Hall
Mar. 19	N2	L	81-116	Bradley

N1 - Buffalo, N.Y.
N2 - Madison Square Garden (New York, N.Y.)
N3 - Chicago, Ill.

1957-58 (19-11)



Jim McCafferty
Head Coach



NATIONAL INVITATION TOURNAMENT CHAMPIONS * FIRST NATIONAL CHAMPIONSHIP BY AN OHIO DIVISION I COLLEGE OR UNIVERSITY

F - Joe Viviano, Jr., 18.1 ppg. & 12.6 rpg.
F - Tony Olberding, Sr.
C - Frank Turtaron, Sr.
G - Hank Stein, Jr., 15.5 ppg. & 2.6 rpg.
G - Bowyer "Ducky" Castelle, So., 9.9 ppg.

Dec. 1	SF	W	74-56	St. Joseph's (Ind.)
Dec. 4	A	W	83-76	John Carroll
Dec. 8	SF	W	74-58	Bellarmine
Dec. 13	N1	W	70-68	Marshall
Dec. 14	A	L	68-79	#19 Cincinnati
Dec. 17	SF	W	85-82	Fordham
Dec. 29	SF	W	70-64	Villa Madonna
Dec. 31	SF	W	86-66	Regis
Jan. 4	CG	W	82-80	Louisville (3 OT)
Jan. 6	SF	W	78-65	Miami (Ohio)
Jan. 9	A	W	71-61	Iona
Jan. 11	A	L	66-70	Saint Joseph's
Jan. 20	SF	W	102-76	Western Kentucky
Jan. 25	A	L	75-86	Toledo
Jan. 27	SF	W	76-65	La Salle
Jan. 29	A	L	59-74	#16 Dayton
Feb. 1	A	W	65-54	Loyola of Chicago
Feb. 4	SF	W	76-60	Florida State
Feb. 8	A	L	74-76	Louisville
Feb. 10	A	L	87-99	Marshall
Feb. 12	A	L	74-87	Ohio University
Feb. 16	CG	L	58-64	#14 Dayton
Feb. 23	SF	L	70-75	St. Francis (Pa.)
Feb. 26	A	W	100-91	Western Kentucky
Mar. 1	A	L	79-89	Miami (Ohio)
Mar. 8	CG	L	68-80	#3 Cincinnati

NIT-NEW YORK

Mar. 15	N2	W	95-86	Niagara
Mar. 18	N2	W	72-62	Bradley
Mar. 20	N2	W	72-53	St. Bonaventure
Mar. 22	N2	W	78-74	#11 Dayton(Finals)(OT)

N1 - UC Fieldhouse, Cincinnati, Ohio
N2 - Madison Square Garden (New York, N.Y.)

1958-59 (12-13)

F - Joe Viviano, Sr., 17.0 ppg. & 9.8 rpg.
G - Hank Stein, Sr., 13.7 ppg. & 2.2 rpg.
G - Bowyer "Ducky" Castelle, Jr., 10.1 ppg. & 3.7 rpg.
C - Ron Nicolai, So., 6.8 ppg. & 9.8 rpg.
F - Rich Piontek, Jr., 7.7 ppg. & 10.5 rpg.

Dec. 2	SF	W	91-71	John Carroll
Dec. 5	SF	W	58-52	16 New Mexico State
Dec. 11	N1	W	69-52	16 Iona
Dec. 13	A	W	80-58	16 Detroit
Dec. 19	CG	W	80-68	9 #16 Seattle
Dec. 22	A	L	71-86	9 Marquette
Dec. 26	N2	W	68-57	10 Oregon
Dec. 27	A	L	54-81	10 Oklahoma City
Dec. 29	N2	L	71-92	10 Bowling Green
Jan. 3	CG	W	98-66	Louisville
Jan. 6	A	W	85-79	Miami (Ohio)
Jan. 10	A	L	66-70	Louisville
Jan. 14	A	L	56-60	Dayton
Jan. 24	CG	L	66-92	#6 Cincinnati
Jan. 28	SF	W	70-62	Georgetown (D.C.)
Jan. 31	N3	W	73-71	Notre Dame
Feb. 2	SF	L	56-59	St. Francis (Pa.)
Feb. 9	A	L	69-88	#14 Seattle
Feb. 11	A	L	81-93	Montana State
Feb. 16	A	L	67-94	Western Kentucky
Feb. 21	CG	L	70-79	#13 Marquette
Feb. 23	CG	L	73-82	Western Kentucky
Feb. 28	A	L	80-99	La Salle
Mar. 3	SF	W	82-69	Miami (Ohio)
Mar. 8	CG	W	71-69	Dayton

N1 - Madison Square Garden (New York, N.Y.)
N2 - Oklahoma City, Okla.
N3 - Chicago, Ill.

XU AP

1959-60 (17-9)

C - Jack Thobe, So., 18.4 ppg. & 10.0 rpg.
G - Bill Kirvin, So., 12.8 ppg. & 3.0 rpg. & 2.6 apg.
F - Jim Haffner, Jr., 9.9 ppg. & 6.2 rpg.
G - Jim Enright, So., 10.3 ppg. & 2.1 rpg.
F - Ron Nicolai, Jr., 6.2 ppg. & 8.1 rpg.

XU AP

Dec. 2	SF	W	92-40	Marian
Dec. 6	SF	W	85-60	Bellarmine
Dec. 12	A	W	69-57	St. Bonaventure
Dec. 14	A	L	71-95	Detroit
Dec. 19	SF	W	86-65	Seattle
Dec. 21	N1	W	94-91	The Citadel
Dec. 23	SF	W	76-67	St. Mary's (Texas)
Dec. 26	SF	W	84-76	New Mexico
Dec. 28	N2	W	86-74	Florida
Dec. 29	A	L	69-87	#15 Miami (Fla.)
Jan. 2	SF	W	75-73	Creighton
Jan. 6	A	L	51-54	Dayton
Jan. 11	A	L	74-82	Miami (Ohio)
Jan. 16	A	L	62-84	Louisville
Jan. 18	SF	W	80-71	Miami (Ohio)
Jan. 20	SF	W	86-76	Western Kentucky
Jan. 22	A	L	63-65	Loyola of Chicago
Feb. 3	SF	W	52-45	Portland
Feb. 6	CG	W	75-64	Louisville
Feb. 10	A	W	82-73	#18 Western Kentucky
Feb. 13	SF	W	73-71	#20 Detroit
Feb. 15	SF	W	79-75	Marquette
Feb. 20	SF	W	87-72	Regis
Feb. 24	CG	L	82-91	Dayton
Mar. 1	A	L	61-67	Marquette
Mar. 8	CG	L	68-86	#1 Cincinnati

N1 - Fort Wayne, Ind.
N2 - Miami, Fla.

1960-61 (17-10)

F - Leo McDermott, So., 12.2 ppg. & 6.8 rpg.
F - Ron Nicolai, Sr., 5.4 ppg. & 6.5 rpg.
C - Jack Thobe, Jr., 17.5 ppg. & 10.7 rpg.
G - Bill Kirvin, Jr., 16.2 ppg. & 3.4 rpg. & 4.7 apg.
G - Jim Enright, Jr., 9.3 ppg. & 2.2 rpg. & 4.3 apg.

XU AP

Dec. 2	SF	W	72-43	Marian
Dec. 4	SF	W	106-69	Bellarmine
Dec. 10	A	L	64-76	Louisville
Dec. 12	SF	L	75-85	St. Bonaventure
Dec. 15	SF	W	75-62	Loyola (Calif.)
Dec. 19	SF	W	95-79	St. Mary's (Texas)
Dec. 23	SF	W	87-82	Gonzaga
Dec. 27	N1	L	65-71	Colorado State
Dec. 28	N1	W	72-39	Yale
Dec. 31	SF	W	78-63	Yale
Jan. 2	SF	W	92-63	Creighton
Jan. 14	SF	W	87-75	Saint Joseph's
Jan. 18	CG	W	84-77	#5 Louisville
Jan. 20	SF	W	80-77	Western Kentucky
Jan. 28	CG	L	64-87	Dayton
Feb. 2	A	L	61-68	Western Kentucky
Feb. 6	SF	W	99-96	Detroit
Feb. 11	SF	L	79-88	Marquette
Feb. 13	SF	W	87-79	Miami (Ohio)
Feb. 16	N2	W	58-54	Iona
Feb. 18	A	W	81-79	Canisius
Feb. 22	A	L	71-94	Dayton
Feb. 27	A	W	86-81	Miami (Ohio)
Mar. 2	CG	L	53-89	#3 Cincinnati
Mar. 9	A	L	74-77	Marquette
Mar. 11	A	W	94-85	Loyola of Chicago

NCAA TOURNAMENT

Mar. 14 N3 L 66-71 Morehead
N1 - Detroit, Mich.
N2 - Madison Square Garden, New York, N.Y.
N3 - Kentucky State Fairgrounds, Louisville, Ky.

1961-62 (14-12)

F - Jack Thobe, Sr., 14.6 ppg. & 7.3 rpg.
G - Bill Kirvin, Sr., 13.5 ppg. & 3.1 rpg. & 4.0 apg.
C - Bob Pelkington, So., 11.8 ppg. & 11.7 rpg.
G - Frank Pinchback, Sr., 11.1 ppg. & 8.2 rpg.
F - Joe Geiger, So., 11.0 ppg. & 7.4 rpg.

XU AP

Dec. 3	SF	W	93-51	Bellarmine
Dec. 6	SF	W	94-47	Marian
Dec. 9	A	L	57-79	St. Bonaventure
Dec. 11	A	L	73-88	Detroit
Dec. 18	A	L	69-81	Illinois
Dec. 20	SF	W	67-53	#3 Providence
Dec. 22	N1	L	67-75	#4 Kansas State
Dec. 23	N1	L	70-75	Tennessee
Dec. 30	SF	W	95-83	Western Kentucky
Jan. 3	A	L	48-64	Dayton
Jan. 6	SF	W	82-51	Ohio Wesleyan
Jan. 9	SF	W	67-65	Canisius
Jan. 13	SF	W	87-66	#6 Villanova
Jan. 17	A	L	60-85	Louisville
Jan. 20	SF	W	81-68	Miami (Ohio)
Jan. 29	SF	W	89-82	Detroit
Feb. 2	A	L	68-75	Saint Joseph's
Feb. 7	CG	W	72-71	Dayton
Feb. 10	A	W	68-61	Marquette
Feb. 14	CG	W	79-67	Louisville
Feb. 17	SF	W	72-60	Portland
Feb. 21	A	L	83-88	Western Kentucky
Mar. 1	CG	L	58-61	#2 Cincinnati
Mar. 3	A	L	63-65	Miami (Ohio)
Mar. 5	SF	W	96-89	Loyola of Chicago
Mar. 10	SF	L	67-76	Marquette

N1 - Lexington, Ky.

1962-63 (12-16)

F - Joe Geiger, Jr., 11.1 ppg. & 7.9 rpg.
F - Leo McDermott, Sr., 8.8 ppg. & 4.4 rpg.
C - Bob Pelkington, Jr., 15.3 ppg. & 16.2 rpg. & 3.4 apg.
G - Steve Thomas, So., 16.1 ppg. & 3.1 rpg.
G - Joe McNeil, So., 4.9 ppg. & 2.4 rpg.

XU AP

Dec. 1	SF	W	87-53	Marian
Dec. 5	A	L	48-63	Tennessee
Dec. 8	A	L	83-87	Canisius
Dec. 10	A	L	75-93	Detroit
Dec. 12	SF	W	91-61	Gannon
Dec. 15	SF	W	103-94	Jacksonville
Dec. 17	SF	L	74-76	Seattle
Dec. 19	SF	W	86-77	St. Bonaventure
Dec. 22	SF	W	76-65	Hanover
Dec. 28	N1	L	57-63	Auburn
Dec. 29	N1	L	66-75	#10 Mississippi State
Jan. 3	CG	L	65-69	Dayton
Jan. 6	SF	W	87-71	Detroit
Jan. 12	A	L	57-80	Marquette
Jan. 16	CG	L	66-75	Louisville
Jan. 19	SF	W	63-62	Miami (Ohio)
Jan. 26	A	L	76-90	Kentucky
Jan. 27	SF	L	66-69	Santa Clara
Jan. 29	SF	W	73-56	Bellarmine
Feb. 6	A	L	63-79	Dayton
Feb. 11	A	W	59-57	Miami (Ohio)
Feb. 13	A	L	68-70	Louisville (OT)

Feb. 18	SF	W	96-68	Villa Madonna
Feb. 23	A	L	59-73	Villanova
Feb. 26	CG	L	61-72	#1 Cincinnati
Mar. 2	SF	L	67-80	Marquette
National Catholic Tournament				Creighton
Mar. 8	N2	W	80-67	St. Bonaventure (Finals)
Mar. 9	N2	W	89-75	
N1-New Orleans, La.				
N2-Louisville, Ky.				

1963-64 (16-10)



Don Ruberg
Head Coach

- F – Bryan Williams, So., 12.7 ppg. & 5.1 rpg.
- F – Joe Geiger, Sr., 19.3 ppg. & 11.2 rpg.
- C – Bob Pelkington, Sr., 13.1 ppg. & 21.8 rpg. & 3.4 apg.
- G – Steve Thomas, Jr., 30.0 ppg. & 3.6 rpg.
- G – Joe McNeil, Jr., 6.9 ppg. & 3.3 rpg.

XU AP				
Dec. 1	SF	W	101-77	Marian
Dec. 4	SF	W	69-57	Tennessee
Dec. 10	SF	L	69-76	Central State
Dec. 14	A	L	82-87	St. Bonaventure
Dec. 16	SF	W	102-66	Villa Madonna
Dec. 20	A	W	76-75	Saint Joseph's
Dec. 26	N1	W	69-68	Miami (Ohio)
Dec. 28	N1	L	80-86	DePaul
Dec. 30	SF	W	83-71	Tulsa
Jan. 4	A	W	103-94	Dayton
Jan. 6	SF	W	121-113	Detroit
Jan. 11	A	W	83-81	Marquette
Jan. 15	SF	W	80-79	Louisville
Jan. 18	SF	L	88-90	#9 Villanova
Jan. 26	A	L	76-83	Duquesne
Jan. 28	SF	W	104-84	Canisius
Feb. 1	SF	W	82-81	Dayton
Feb. 8	SF	L	85-97	Miami (Ohio)
Feb. 9	SF	W	85-73	Catholic University
Feb. 12	A	L	91-97	Louisville
Feb. 15	A	W	114-112	Detroit
Feb. 18	SF	W	116-99	St. Francis (Pa.)
Feb. 22	A	L	85-96	Miami (Ohio)
Feb. 26	A	W	99-86	Memphis State
Mar. 4	CG	L	92-94	Cincinnati
Mar. 7	SF	L	95-98	Marquette
N1-Buffalo, N.Y.				

1964-65 (10-15)

- F – Bryan Williams, Jr., 14.3 ppg. & 7.0 rpg.
- F – Jim Hengehold, So., 12.2 ppg. & 5.8 rpg.
- C – Ben Cooper, Jr., 14.1 ppg. & 13.1 rpg.
- *G – Steve Thomas, Sr., 28.9 ppg. & 3.6 rpg.
- G – Joe McNeil, Sr., 5.2 ppg. & 2.5 rpg. & 2.5 apg.
- * Played only 14 game due to injury.

XU AP				
Dec. 5	A	L	89-93	#16 Villanova
Dec. 7	SF	W	96-66	Union (Ky.)
Dec. 12	A	L	85-91	Canisius
Dec. 14	A	L	110-123	Detroit
Dec. 19	SF	L	76-80	Kent State (OT)
Dec. 23	SF	W	100-78	St. Bonaventure
Dec. 28	N1	W	93-87	Louisiana State
Dec. 29	A	L	75-90	Oklahoma City
Dec. 30	N1	L	103-115	Brigham Young
Jan. 4	SF	L	79-83	Dayton
Jan. 7	SF	W	94-79	Loyola (La.)
Jan. 9	A	L	73-80	Marquette
Jan. 13	SF	W	99-87	St. Francis (Pa.)
Jan. 23	SF	W	96-90	Duquesne
Jan. 25	SF	L	92-108	Detroit
Jan. 27	SF	W	72-63	Loyola (Calif.)
Jan. 30	SF	L	78-93	#3 Saint Joseph's
Feb. 3	A	L	81-112	Dayton
Feb. 8	A	L	68-97	Miami (Ohio)
Feb. 13	A	W	77-63	Catholic University
Feb. 16	A	L	65-80	Tulsa
Feb. 20	SF	L	62-82	Miami (Ohio)
Feb. 24	SF	W	95-74	Memphis State
Feb. 27	SF	W	56-55	Marquette
Mar. 3	CG	L	72-102	Cincinnati
N1-Oklahoma City, Okla.				

1965-66 (13-13)

- F – Bob Quick, So., 20.0 ppg. & 11.6 rpg.
- F – Bryan Williams, Sr., 12.8 ppg & 4.6 rpg. & 2.8 apg.
- C – Jim Lacey, So., 10.1 ppg. & 7.0 rpg.
- G – Tim O'Connell, So., 12.5 ppg. & 2.4 rpg.
- G – Dave Lynch, Jr., 5.2 ppg. & 3.7 rpg.

XU AP				
Dec. 4	SF	W	115-83	Aquinas (Mich.)
Dec. 6	SF	W	87-65	Union (Ky.)
Dec. 8	SF	W	94-73	Canisius
Dec. 11	A	L	72-92	St. Bonaventure
Dec. 13	A	L	86-105	Detroit
Dec. 18	SF	L	81-90	Fairfield
Dec. 20	SF	W	104-81	The Citadel
Dec. 28	N1	L	81-82	Wichita
Dec. 29	N1	W	98-86	Texas A&M
Dec. 30	N1	W	90-86	Wyoming
Jan. 3	A	L	79-105	Dayton
Jan. 8	A	L	64-103	Marquette
Jan. 12	SF	L	82-90	Villanova
Jan. 15	SF	W	113-85	St. Francis (Pa.)
Jan. 22	SF	W	77-72	Villa Madonna
Jan. 24	SF	L	87-95	Detroit
Jan. 29	A	W	110-107	Memphis State
Jan. 31	A	W	76-74	Loyola (La.)
Feb. 5	SF	L	68-76	Miami (Ohio)
Feb. 9	SF	L	73-76	Dayton
Feb. 11	A	W	85-76	Kent State
Feb. 13	A	W	79-75	Duquesne
Feb. 16	SF	W	82-78	Marquette
Feb. 21	A	L	72-76	Miami (Ohio)
Feb. 26	A	L	83-101	#7 Saint Joseph's
Mar. 3	CG	L	62-67	#10 Cincinnati
N1-Oklahoma City, Okla.				

1966-67 (13-13)

- F – Bob Quick, Jr., 19.3 ppg. & 10.5 rpg.
- F – Jim Hengehold, Sr., 9.5 ppg. & 4.8 rpg.
- C – Luther Rackley, So., 15.0 ppg. & 12.6 rpg.
- G – Tim O'Connell, Jr., 13.2 ppg. & 2.0 rpg.
- G – Joe Pangrazio, Jr., 6.8 ppg. & 2.1 rpg. & 2.3 apg.

XU AP				
Dec. 2	A	W	69-65	Air Force
Dec. 3	A	L	52-100	Kansas
Dec. 6	SF	W	78-70	Union (Ky.)
Dec. 10	SF	W	104-89	Detroit
Dec. 12	SF	W	87-39	Tampa
Dec. 14	SF	W	97-80	St. Bonaventure
Dec. 17	SF	W	101-78	Kent State
Dec. 20	SF	W	71-68	Miami (Ohio)
Dec. 27	A	L	88-107	Utah State
Dec. 29	N1	W	96-92	Wyoming
Dec. 30	A	L	79-91	Seattle
Jan. 4	SF	L	72-75	Dayton
Jan. 7	A	W	84-78	Detroit
Jan. 9	SF	W	61-57	Duquesne
Jan. 14	A	L	69-87	Marquette
Jan. 18	A	L	59-75	Villanova
Jan. 21	SF	W	88-78	Memphis State
Jan. 30	SF	W	56-55	Villa Madonna
Feb. 1	SF	L	80-87	Saint Joseph's
Feb. 4	A	L	49-67	Miami (Ohio)
Feb. 8	A	L	66-70	Dayton
Feb. 11	A	L	60-71	DePaul
Feb. 15	SF	L	69-71	Marquette
Feb. 18	A	L	72-77	Canisius
Feb. 27	SF	W	95-79	Chattanooga
Mar. 3	CG	L	69-79	Cincinnati (OT)
N1 - Seattle, Wash.				

1967-68 (10-16)



George Krajack
Head Coach

- F – Bob Quick, Sr., 23.7 ppg. & 14.0 rpg.
- F – Tom Schlager, Jr., 6.6 ppg. & 4.6 rpg.
- F – Tom Rohling, Jr., 10.4 ppg. & 9.4 rpg.
- G – John Zeides, Jr., 11.2 ppg. & 1.8 rpg.
- G – Joe Pangrazio, Sr., 7.4 ppg. & 2.8 rpg. & 3.2 apg.

XU AP				
Dec. 1	SF	W	85-78	Villa Madonna
Dec. 4	SF	L	85-87	Utah State
Dec. 6	A	L	76-111	#9 Kentucky
Dec. 9	A	L	84-85	Detroit
Dec. 11	A	L	69-93	St. Bonaventure
Dec. 20	SF	L	69-80	Loyola (Calif.)
Dec. 22	SF	W	92-65	Canisius
Dec. 27	N1	L	75-87	Brigham Young
Dec. 29	N1	W	101-84	Idaho State
Dec. 30	N1	L	70-81	Fordham
Jan. 3	SF	L	80-83	Dayton
Jan. 9	A	L	60-71	Saint Joseph's
Jan. 13	SF	L	62-63	Villanova

Jan. 15	SF	W	84-81	Detroit
Jan. 18	SF	L	65-72	Miami (Ohio)
Jan. 20	SF	W	99-83	Northern Illinois
Jan. 27	SF	W	96-72	Loyola (La.)
Jan. 31	SF	W	97-78	DePaul
Feb. 4	SF	W	87-68	Georgetown (D.C.)
Feb. 7	A	L	56-64	Dayton
Feb. 10	A	L	57-72	Marquette
Feb. 12	SF	L	60-64	Fairfield
Feb. 18	A	L	67-85	Duquesne
Feb. 22	A	L	52-55	Miami (Ohio)
Feb. 26	SF	W	88-83	Marquette (OT)
Mar. 5	CG	W	72-71	Cincinnati
N1 - Oklahoma City, Okla.				

1968-69 (10-16)

- F – Tom Schlager, Sr., 10.4 ppg. & 4.6 rpg.
- F – Don Darby, Jr., 4.2 ppg. & 5.2 rpg.
- C – Luther Rackley, Sr., 17.5 ppg. & 14.0 rpg.
- G – Chris Hall, Jr., 10.9 ppg. & 2.4 rpg. & 2.7 apg.
- G – John Zeides, Sr., 10.4 ppg. & 2.2 rpg.

XU AP				
Nov. 30	A	L	77-115	#3 Kentucky
Dec. 2	SF	W	79-66	Thomas More
Dec. 5	SF	W	68-66	Union (Ky.)
Dec. 9	A	L	56-79	#4 Kansas
Dec. 14	SF	L	67-76	Saint Joseph's
Dec. 16	SF	W	72-70	Old Dominion
Dec. 20	SF	W	81-71	Loyola (Calif.)
Dec. 22	SF	L	58-77	Duquesne
Dec. 27	N1	W	75-67	West Florida
Dec. 28	N1	L	73-75	Auburn
Jan. 4	SF	W	59-55	Dayton
Jan. 8	CG	L	50-52	#19 Cincinnati
Jan. 11	A	L	69-82	#20 Marquette
Jan. 13	A	L	77-86	DePaul
Jan. 18	A	L	84-98	Detroit
Jan. 25	SF	W	93-69	Air Force
Jan. 27	A	L	64-72	#20 Dayton
Jan. 30	A	L	45-60	Miami (Ohio)
Feb. 3	SF	L	69-71	St. Bonaventure
Feb. 10	A	L	63-77	Georgetown (D.C.)
Feb. 12	SF	W	59-51	Miami (Ohio)
Feb. 15	SF	W	104-67	Detroit
Feb. 18	SF	L	54-67	#20 Marquette
Feb. 20	SF	W	121-70	Samford
Feb. 22	A	L	66-76	Canisius
Feb. 24	A	L	75-79	#11 Villanova
N1 - Mobile, A				

1969-70 (5-20)

- F – Jerry Helmers, So., 17.5 ppg. & 8.4 rpg.
- F – Tom Binegar, So., 13.3 ppg. & 6.2 rpg.
- F – Don Darby, Sr., 5.5 ppg. & 6.4 rpg.
- G – Rick Reder, Sr., 10.8 ppg. & 3.1 rpg.
- G – Doug Alt, So., 11.2 ppg. & 1.5 rpg.

XU AP				
Dec. 1	SF	L	64-85	Thomas More
Dec. 6	A	L	74-83	Saint Joseph's
Dec. 8	A	L	69-82	#20 St. Bonaventure
Dec. 12	SF	L	71-72	Hanover
Dec. 15	SF	L	73-89	Old Dominion
Dec. 19	N1	W	75-68	New York Univ.
Dec. 20	N1	L	89-101	Oklahoma
Dec. 23	SF	L	83-91	Niagara
Jan. 3	SF	L	76-94	Dayton
Jan. 7	SF	L	71-73	DePaul
Jan. 10	A	L	80-81	Air Force
Jan. 12	A	W	80-76	TCU
Jan. 18	SF	L	73-78	Detroit

YEAR-BY-YEAR SCORES | 2009-10

Jan. 24	A	L	73-82	#8 Marquette
Jan. 26	A	L	80-88	Northern Illinois
Jan. 31	A	W	70-67	Detroit
Feb. 4	A	L	78-90	Dayton
Feb. 7	SF	W	98-71	Bellarmino
Feb. 9	SF	W	76-69	Canisius
Feb. 15	SF	L	79-96	Villanova
Feb. 17	CG	L	72-85	Cincinnati
Feb. 21	A	L	59-66	Miami (Ohio)
Feb. 23	SF	L	73-81	#10 Marquette
Feb. 25	A	L	63-105	Duquesne
Mar. 4	SF	L	64-68	Miami (Ohio)

N1 - Huntington, W.Va.

1970-71 (9-17)

- F – Jerry Helmers, Jr., 19.4 ppg. & 5.2 rpg.
- F – Conny Warren, So., 7.0 ppg. & 6.3 rpg.
- C – Bob Fullerton, So., 6.5 ppg. & 5.4 rpg.
- G – Doug Alt, Jr., 15.6 ppg. & 3.0 rpg. & 1.7 apg.
- G – Rusty Blossom, Jr., 5.4 ppg. & 4.1 rpg.

XU AP

Dec. 1	SF	L	69-81	Aquinas (Mich.)
Dec. 5	SF	W	82-79	Bellarmino
Dec. 7	SF	W	64-50	Thomas More
Dec. 12	SF	W	93-78	Union (Ky.)
Dec. 14	A	L	62-84	#10 Villanova
Dec. 19	SF	L	68-73	The Citadel
Dec. 21	SF	W	96-84	Loyola (Calif.)
Dec. 29	N1	L	73-86	Auburn
Dec. 30	N1	W	82-66	Tulane
Jan. 2	SF	W	80-65	Air Force
Jan. 4	SF	W	74-68	N. Carolina-Charlotte
Jan. 9	A	L	60-91	#3 Marquette
Jan. 13	SF	L	77-84	Duquesne
Jan. 16	SF	L	76-78	Detroit
Jan. 25	A	L	61-73	Miami (Ohio)
Jan. 30	SF	L	74-76	Saint Joseph's
Feb. 3	SF	L	77-104	St. Bonaventure
Feb. 6	A	L	71-80	Detroit
Feb. 10	SF	W	104-75	Cleveland State
Feb. 13	A	L	50-70	Dayton
Feb. 17	CG	W	66-65	Cincinnati
Feb. 20	A	L	87-98	Canisius
Feb. 24	SF	L	72-86	Miami (Ohio)
Feb. 27	SF	L	76-82	Dayton
Mar. 3	A	L	76-84	DePaul
Mar. 6	SF	L	58-76	#2 Marquette

1971-72 (12-14)



Dick Campbell
Head Coach

- F – Jerry Helmers, Sr., 13.9 ppg. & 4.9 rpg.
- F – Conny Warren, Jr., 9.6 ppg. & 10.9 rpg.
- C – Bob Fullerton, Jr., 14.8 ppg. & 8.0 rpg.
- G – Doug Alt, Sr., 9.9 ppg. & 3.0 rpg. & 2.0 apg.
- G – Tom Binegar, Sr., 8.6 ppg. & 3.3 rpg. & 2.0 apg.

Dec. 1	A	L	57-75	#14 Kansas
Dec. 6	SF	W	83-69	Union (Ky.)
Dec. 11	A	L	66-69	Dayton
Dec. 13	SF	W	90-88	Old Dominion
Dec. 18	A	W	71-60	Auburn
Dec. 22	SF	W	90-65	Brown
Dec. 29	N1	L	65-85	#11 Virginia
Dec. 30	N1	L	58-62	Air Force
Jan. 1	SF	W	75-69	Yale
Jan. 3	SF	W	83-70	Marian
Jan. 6	SF	W	80-70	Thomas More

Jan. 11	A	L	51-70	St. Bonaventure
Jan. 15	SF	L	60-68	#11 Villanova
Jan. 22	SF	L	66-70	Detroit
Jan. 24	A	L	57-65	Duquesne
Jan. 26	A	L	63-75	Saint Joseph's
Feb. 2	SF	W	82-62	Wisconsin-Milwaukee
Feb. 5	SF	W	77-66	Dayton
Feb. 9	A	L	59-89	#2 Marquette
Feb. 12	A	L	56-69	Detroit
Feb. 16	CG	L	71-76	Cincinnati
Feb. 23	A	L	73-84	Miami (Ohio)
Feb. 26	SF	W	71-62	DePaul
Feb. 28	SF	L	55-63	#2 Marquette
Mar. 4	SF	W	78-74	Miami (Ohio) (OT)
Mar. 6	SF	W	68-67	Canisius

N1 - Charleston, S.C.

1972-73 (3-23)

- F – Conny Warren, Sr., 15.0 ppg. & 11.4 rpg.
- F – Pete Accetta, So., 5.8 ppg. & 3.2 rpg.
- C – Bob Fullerton, Sr., 12.0 ppg. & 6.7 rpg.
- G – Steve Penhorwood, Jr., 8.6 ppg. & 3.3 rpg.
- G – Jim Rippe, So., 7.5 ppg. & 2.3 rpg. & 3.0 apg.

XU AP

Dec. 1	SF	W	91-56	Wheeling
Dec. 4	SF	L	64-65	Thomas More
Dec. 9	A	L	73-114	#20 Houston
Dec. 11	A	L	54-61	Kansas
Dec. 16	A	L	52-70	#4 Marquette
Dec. 19	SF	W	67-60	Auburn
Dec. 22	N1	L	65-75	Southern Illinois
Dec. 23	N1	L	59-60	VMI
Jan. 3	SF	L	67-75	Miami (Ohio)
Jan. 6	CG	L	82-98	Dayton
Jan. 13	SF	L	73-79	Detroit
Jan. 15	SF	L	76-79	Old Dominion
Jan. 20	A	W	74-73	Canisius
Jan. 29	CG	L	61-90	#10 Marquette
Feb. 1	SF	L	67-76	Wisconsin-Milwaukee
Feb. 3	A	L	68-94	Notre Dame
Feb. 7	A	L	67-89	DePaul
Feb. 10	A	L	81-83	Detroit
Feb. 14	SF	L	63-68	St. Bonaventure
Feb. 17	SF	L	65-78	Saint Joseph's
Feb. 19	A	L	53-54	Miami (Ohio)
Feb. 21	CG	L	68-78	Cincinnati
Feb. 24	A	L	45-56	Air Force Academy
Feb. 28	SF	L	73-89	Duquesne
Mar. 3	A	L	81-87	Dayton
Mar. 5	A	L	77-92	Villanova

N1 - Las Cruces, N.M.

1973-74 (8-18)



Tay Baker
Head Coach

- F – Mike Plunkett, So., 14.0 ppg. & 7.0 rpg.
- F – Gary Deidrick, Jr., 10.6 ppg. & 3.4 rpg.
- F – Pete Accetta, Jr., 10.5 ppg. & 6.1 rpg.
- C – Jerry Foley, Jr., 9.7 ppg. & 6.6 rpg.
- G – Ron Laker, So., 4.1 ppg. & 2.7 rpg. & 2.5 apg.

XU AP

Dec. 1	SF	W	88-48	Aquinas (Mich.)
Dec. 5	SF	W	77-42	Indiana-Purdue
Dec. 8	SF	W	56-54	Thomas More
Dec. 10	A	L	61-77	Michigan
Dec. 15	A	L	67-93	St. Bonaventure
Dec. 21	A	L	55-68	#6 Marquette
Dec. 28	A	L	70-82	Furman
Dec. 29	N1	L	64-65	Delaware
Jan. 2	SF	L	53-73	#6 Marquette
Jan. 5	SF	W	77-66	Loyola of Chicago
Jan. 9	SF	L	52-62	Dayton
Jan. 12	A	L	44-87	#2 Notre Dame
Jan. 24	A	L	83-86	Old Dominion (OT)
Jan. 26	A	L	71-77	Saint Joseph's
Jan. 28	SF	L	73-91	Brown
Jan. 30	SF	W	70-67	Canisius
Feb. 2	SF	W	58-55	Air Force
Feb. 5	SF	W	75-72	Wheeling
Feb. 9	SF	L	70-77	DePaul
Feb. 16	A	L	78-79	Detroit
Feb. 20	CG	L	56-68	Cincinnati
Feb. 23	A	L	55-86	Dayton
Feb. 25	SF	W	80-67	Detroit
Mar. 2	SF	L	58-67	Miami (Ohio)
Mar. 4	SF	L	74-79	Villanova
Mar. 7	A	L	40-73	Duquesne

N1 - Greenville, S.C.

1974-75 (11-15)

- F – Mike Plunkett, Jr., 15.9 ppg. & 8.3 rpg.
- F – Pete Accetta, Sr., 11.7 ppg. & 6.0 rpg.
- F – Jerry Foley, Sr., 9.2 ppg. & 7.2 rpg.
- G – Joe Sunderman, Fr., 5.8 ppg. & 4.8 rpg.
- G – Jim Rippe, Sr., 10.2 ppg. & 1.3 rpg. & 2.2 apg.

XU AP

Nov. 30	SF	W	77-57	Berea College
Dec. 4	SF	W	88-43	Indiana-Purdue
Dec. 7	A	L	66-75	Dayton
Dec. 11	SF	W	105-49	Union (Ky.)
Dec. 14	SF	W	76-68	Thomas More
Dec. 18	SF	L	63-68	Morehead State
Dec. 21	A	L	68-70	Canisius
Dec. 26	A	L	68-70	Oklahoma City
Dec. 28	N1	L	57-60	Wyoming
Dec. 29	N1	W	76-69	Niagara

Jan. 4	A	L	62-67	Loyola of Chicago
Jan. 8	SF	W	76-62	Walsh College
Jan. 20	A	L	51-54	Air Force
Jan. 25	SF	W	87-84	Detroit
Jan. 29	SF	L	55-73	#13 Marquette
Feb. 1	A	L	58-96	#16 Notre Dame
Feb. 5	SF	W	70-66	Wheeling
Feb. 8	A	L	55-78	#11 Marquette
Feb. 12	SF	W	72-62	St. Bonaventure (OT)
Feb. 15	SF	W	64-60	Northern Kentucky
Feb. 19	SF	L	67-78	Dayton
Feb. 22	A	L	59-70	Detroit
Feb. 26	CG	L	57-66	Cincinnati
Mar. 1	A	L	59-86	Miami (Ohio)
Mar. 3	SF	W	77-72	St. Joseph's (Ind.)
Mar. 5	SF	L	68-74	Cleveland State

N1 - Oklahoma City, Okla.

1975-76 (14-12)

- F – Dale Haarman, Jr., 14.6 pg. & 7.1 rpg.
- F – Mike Plunkett, Sr., 10.2 ppg. & 5.9 rpg.
- C – Joe Sunderman, So., 7.8 ppg. & 6.9 rpg.
- G – Garry Whitfield, Jr., 16.3 ppg. & 3.7 rpg. & 2.9 apg.
- G – Nick Daniels, Fr., 15.0 ppg. & 7.1 rpg.

XU AP

Nov. 29	A	L	64-81	Purdue
Dec. 3	SF	W	100-64	Centre
Dec. 6	SF	W	104-84	Thomas More
Dec. 8	SF	W	76-65	Union (Ky.)
Dec. 12	A	W	78-77	Marshall (OT)
Dec. 13	N1	L	71-79	Kent State
Dec. 17	SF	W	75-59	Loyola of Chicago
Dec. 20	A	L	64-94	Detroit
Dec. 22	A	L	78-82	Cleveland State
Jan. 3	A	L	71-80	Dayton
Jan. 7	SF	W	82-64	Canisius
Jan. 10	SF	W	109-96	Saint Joseph's (2 OT)
Jan. 17	CG	L	79-90	#15 Notre Dame
Jan. 19	A	L	48-82	#3 Marquette
Jan. 24	SF	W	67-64	Navy
Jan. 31	SF	L	65-66	Air Force
Feb. 4	SF	W	95-73	Wheeling
Feb. 7	A	L	61-66	Saint Louis
Feb. 11	A	W	65-64	Morehead St.
Feb. 14	SF	W	82-80	Detroit (OT)
Feb. 18	RC	L	74-81	#13 Cincinnati
Feb. 21	SF	W	72-70	Northern Kentucky (OT)
Feb. 24	SF	W	90-76	Indiana-Purdue
Feb. 28	SF	L	75-77	Dayton
Mar. 2	SF	W	98-86	Duquesne
Mar. 5	SF	L	49-74	#12 Marquette

N1 - Huntington, W.Va.

1976-77 (10-17)

- F – Dale Haarman, Sr., 13.3 ppg. & 5.3 rpg. & 2.6 apg.
- F – Steve Whitery, So., 10.4 ppg. & 7.9 rpg.
- G – Garry Whitfield, Sr., 12.7 ppg. & 2.1 rpg.
- G – Nick Daniels, So., 10.7 ppg. & 5.2 rpg.
- G – Keith Walker, Fr., 5.2 ppg. & 2.0 rpg.

XU AP

Dec. 1	SF	W	78-57	Centre
Dec. 4	SF	W	113-70	Union (Ky.)
Dec. 7	SF	W	72-70	Thomas More
Dec. 10	N1	L	44-46	Niagara
Dec. 11	N1	L	61-63	Seattle
Dec. 15	SF	W	89-79	Evansville
Dec. 21	A	L	73-97	#19 Tennessee
Dec. 23	A	W	66-60	Butler (OT)
Dec. 28	A	L	74-84	#16 Maryland
Dec. 29	N2	L	80-86	Duquesne

Jan. 5	SF	W	82-56	Campbellsville (Ky.)
Jan. 8	A	L	59-75	Dayton
Jan. 12	A	L	69-74	Loyola of Chicago
Jan. 15	SF	L	62-63	Ashland
Jan. 22	A	L	43-85	#8 Marquette
Jan. 29	SF	W	74-73	Transylvania (OT)
Feb. 1	A	L	72-83	Air Force (2 OT)
Feb. 5	SF	L	76-85	#20 Detroit
Feb. 7	A	L	63-94	Notre Dame
Feb. 12	SF	W	70-66	Wheeling
Feb. 16	RC	L	68-77	#10 Cincinnati
Feb. 19	SF	W	57-56	Saint Louis
Feb. 23	SF	W	67-65	Northern Kentucky
Feb. 26	A	L	66-91	#16 Detroit
Mar. 2	SF	L	65-73	Cleveland State
Mar. 5	SF	L	48-86	Dayton
Mar. 7	SF	L	57-67	Miami (Ohio)

1977-78 (13-14)

F – Gary Massa, Fr., 14.5 ppg. & 4.2 rpg.
 F – Dave Payton, Jr., 6.4 ppg. & 6.9 rpg.
 C – Joe Sunderman, Jr., 5.9 ppg. & 4.8 rpg.
 G – Nick Daniels, Jr., 16.7 ppg. & 4.8 rpg.
 G – Keith Walker, So., 7.6 ppg. & 1.7 rpg. & 5.3 apg.
 Note: 6th man Steve Spivery (Jr.) led the team at 8.0 rpg.

XU AP

Nov. 26	A	L	82-90	#12 Purdue
Nov. 30	SF	L	78-79	Hanover
Dec. 3	A	L	61-62	Miami (Ohio)
Dec. 7	SF	W	63-53	Thomas More
Dec. 10	A	L	55-61	Butler
Dec. 13	SF	W	54-52	Ohio Wesleyan
Dec. 16	A	L	75-100	Houston
Dec. 17	N1	W	65-58	Rice
Dec. 21	A	W	60-56	Cleveland State
Jan. 3	SF	W	76-55	Anderson
Jan. 5	SF	W	89-68	Kenyon
Jan. 7	SF	W	58-56	Dayton
Jan. 9	SF	W	107-72	John Carroll
Jan. 14	SF	L	58-59	Northern Kentucky
Jan. 21	SF	W	73-48	Centre
Jan. 24	A	L	62-78	#2 Marquette
Feb. 1	A	W	69-60	Valparaiso
Feb. 4	A	L	74-80	Detroit
Feb. 8	SF	W	72-68	Wheeling (OT)
Feb. 11	SF	L	52-57	Loyola of Chicago
Feb. 13	RC	L	54-59	Cincinnati
Feb. 18	SF	L	75-76	Valparaiso (OT)
Feb. 20	CG	L	53-75	#2 Marquette
Feb. 22	SF	W	68-60	Butler
Feb. 25	SF	L	77-82	#16 Detroit
Feb. 26	SF	W	82-58	Southwestern
Feb. 28	A	L	62-90	Dayton

1978-79 (14-13)

F – Gary Massa, So., 11.8 ppg. & 3.5 rpg.
 F – Dave Payton, Sr., 7.1 ppg. & 5.9 rpg.
 C – Joe Sunderman, Sr., 9.6 ppg. & 8.6 rpg.
 G – Nick Daniels, Sr., 21.2 ppg. & 5.3 rpg.
 G – Keith Walker, Jr., 8.3 ppg. & 2.0 rpg. & 5.4 apg.

XU AP

Nov. 25	SF	W	100-68	Otterbein
Nov. 29	CG	L	58-66	Purdue
Dec. 3	SF	W	77-63	Thomas More
Dec. 9	SF	W	107-77	Morehead State
Dec. 11	A	L	73-89	Loyola of Chicago
Dec. 13	SF	W	72-62	Ohio Wesleyan

Dec. 15	N1	W	75-68	#12 Southern Cal
Dec. 16	A	W	51-50	Tennessee
Dec. 30	A	L	66-67	Dayton
Jan. 3	CG	W	72-67	Miami (Ohio)
Jan. 6	SF	L	61-63	Northern Kentucky (OT)
Jan. 10	SF	L	59-74	Evansville
Jan. 13	A	W	70-59	Valparaiso
Jan. 20	A	L	50-67	#13 Marquette
Jan. 24	A	W	74-70	Detroit
Jan. 27	A	L	54-56	Butler
Feb. 1	A	L	57-66	#1 Notre Dame
Feb. 3	A	W	74-60	Evansville
Feb. 7	SF	L	69-70	Wheeling
Feb. 10	SF	L	54-76	Dayton
Feb. 12	RC	L	58-60	Cincinnati
Feb. 17	SF	W	63-60	Valparaiso
Feb. 24	SF	W	73-72	Butler
Feb. 26	SF	W	71-60	Southwestern
Feb. 28	CG	L	69-88	#18 Detroit
Mar. 3	SF	W	67-62	Air Force
Mar. 5	SF	L	67-78	Cleveland State

N1 - Knoxville, Tenn.

1979-80 (8-18, 0-5 MCC)



Bob Staak
Head Coach



XAVIER'S FIRST SEASON IN THE
MIDWESTERN CITY CONFERENCE

F – Jon Hanley, So., 18.4 ppg. & 5.0 rpg.
 F – Gary Massa, Jr., 14.6 ppg. & 6.4 rpg.
 F – David Anderson, Jr., 12.1 ppg & 7.6 rpg.
 G – Anthony Hicks, Fr., 12.8 ppg. & 2.9 rpg. & 4.4 apg.
 G – Keith Walker, Sr., 6.3 ppg. & 2.3 rpg. & 6.4 apg.

Dec. 1	SF	W	81-70	Kenyon
Dec. 4	SF	W	95-69	Thomas More
Dec. 7	A	L	66-92	#1 Indiana
Dec. 8	N1	L	67-70	Seton Hall
Dec. 12	SF	W	80-59	Ohio Wesleyan
Dec. 15	A	L	87-106	Miami (Ohio)

Dec. 28	A	L	65-82	West Virginia
Dec. 29	N2	W	74-59	Columbia
Jan. 5	A	L	84-99	Morehead State
Jan. 9	SF	L	75-88	Evansville (MCC)
Jan. 14	RC	L	77-86	Oklahoma City (MCC)
Jan. 17	RC	L	62-76	Marquette
Jan. 19	SF	W	73-59	Dayton
Jan. 21	A	L	79-98	Oral Roberts (MCC)
Jan. 23	SF	W	74-58	Union (Ky.)
Jan. 28	SF	L	79-95	Detroit
Jan. 31	A	L	75-85	Cleveland State
Feb. 4	RC	W	77-69	Cincinnati
Feb. 7	A	L	96-102	Detroit
Feb. 9	A	L	81-91	Butler (MCC)
Feb. 12	A	L	70-82	Marquette
Feb. 16	SF	L	96-102	Loyola of Chicago (MCC)
Feb. 20	RC	L	72-85	#10 Notre Dame
Feb. 23	A	W	80-75	Air Force
Feb. 26	A	L	60-73	Dayton

MIDWESTERN CITY CONFERENCE

TOURNAMENT

Feb. 29	N3	L	93-102	Oklahoma City
---------	----	---	--------	---------------

N1 - Bloomington, Ind.
 N2-Morgantown, W.Va.
 N3-Evansville, Ind.

1980-81 (12-16, 8-3 MCC)



XAVIER'S FIRST MIDWESTERN CITY CONFERENCE
REGULAR SEASON CHAMPIONSHIP

F – Dexter Bailey, Fr., 7.3 ppg. & 4.8 rpg.
 F – Jeff Jenkins, Fr., 6.9 ppg. & 4.6 rpg.
 C – Tom Condon, Jr., 2.8 ppg & 3.0 rpg.
 G – Anthony Hicks, So., 16.7 ppg. & 3.2 rpg. & 4.0 rpg.
 G – Steve Wolf, So., 8.7 ppg. & 2.9 rpg.
 Note: 6th man Dwight Hollins (Sr.) led the team at 5.0 rpg.

XU AP

Dec. 1	SF	W	69-57	Union (Ky.)
Dec. 4	SF	W	84-72	Thomas More
Dec. 8	SF	W	83-70	Ohio Wesleyan
Dec. 10	A	L	60-65	La Salle
Dec. 13	RC	L	73-74	Miami (Ohio)
Dec. 22	A	L	62-78	#10 LSU
Dec. 29	N1	L	84-91	Boston University
Dec. 30	N1	L	47-57	TCU
Jan. 6	A	L	93-112	Holy Cross
Jan. 10	RC	L	72-74	Dayton
Jan. 12	A	W	81-76	Oral Roberts (OT) (MCC)
Jan. 14	A	L	65-83	Oklahoma City (MCC)
Jan. 17	A	L	72-73	Butler (MCC)
Jan. 19	A	L	63-73	Loyola of Chicago (MCC)
Jan. 22	SF	W	79-73	Oklahoma City (MCC)
Jan. 24	A	W	69-65	Detroit (MCC)
Jan. 26	RC	L	59-78	Marquette
Jan. 28	RC	W	73-69	Oral Roberts (MCC)

Feb. 4	A	W	63-60	Evansville (MCC)
Feb. 7	SF	W	74-62	Butler (MCC)
Feb. 10	A	L	62-78	Marquette
Feb. 14	RC	W	90-89	Loyola of Chicago (MCC)
Feb. 18	RC	L	72-79	Cincinnati
Feb. 22	A	L	64-73	Dayton
Feb. 25	SF	L	83-96	Cleveland State
Feb. 28	SF	W	59-57	Evansville (MCC)

MIDWESTERN CITY CONFERENCE

TOURNAMENT

Mar. 7	RC	W	72-69	Evansville
Mar. 8	RC	L	76-82	Oklahoma City

N1 - Albuquerque, N.M.

1981-82 (8-20, 1-11 MCC)

F – Jeff Jenkins, So., 11.8 ppg. & 5.8 rpg.
 F – Dexter Bailey, So., 10.6 ppg. & 7.5 rpg.
 C – Eddie Johnson, Fr., 4.6 ppg. & 3.2 rpg.
 G – Anthony Hicks, Jr., 20.4 ppg. & 3.3 rpg. & 4.3 apg.
 G – Steve Wolf, Jr., 10.2 ppg. & 2.3 rpg.

XU AP

Nov. 27	A	L	55-75	St. John's
Nov. 28	N1	L	68-72	Detroit (OT)
Dec. 2	SF	W	83-63	Union
Dec. 5	SF	L	60-66	Holy Cross
Dec. 8	A	W	72-59	Georgia State
Dec. 12	A	L	61-62	Dayton (OT)
Dec. 21	SF	W	57-56	Georgia State
Dec. 30	RC	L	71-97	Texas
Jan. 2	SF	W	69-65	Air Force (OT)
Jan. 4	SF	L	48-69	Middle Tennessee State
Jan. 9	A	L	52-82	Evansville (MCC)
Jan. 11	A	L	62-73	Butler (MCC)
Jan. 13	A	L	78-93	Cleveland State
Jan. 16	SF	L	64-73	Detroit (MCC)
Jan. 20	RC	L	50-63	Marquette
Jan. 23	SF	L	28-30	Oklahoma City (MCC)
Jan. 27	RC	W	53-51	Cincinnati
Jan. 30	A	L	67-83	Loyola of Chicago (MCC)
Feb. 1	SF	L	77-94	Oral Roberts (MCC)
Feb. 6	SF	L	73-76	Evansville (MCC)
Feb. 8	SF	W	72-53	Butler (MCC)
Feb. 13	A	L	78-82	Detroit (OT) (MCC)
Feb. 15	SF	L	80-82	Loyola of Chicago (MCC)
Feb. 20	A	L	67-70	Oklahoma City (MCC)
Feb. 22	A	L	71-91	Oral Roberts (MCC)
Feb. 27	SF	W	84-78	Central State (OT)

MIDWESTERN CITY CONFERENCE

TOURNAMENT

Mar. 3	N2	W	74-71	Oral Roberts
Mar. 4	N2	L	69-77	Loyola of Chicago

N1 - New York, N.Y.
 N2 - Tulsa, Okla.

Did You Know?

Following the 1981-82 season, Xavier has had only one non-winning season. Xavier finished 13-15 in the 1995-96 season, the Musketeers' first season in the Atlantic 10 Conference.

1982-83 (22-8, 10-4 MCC)



**MIDWESTERN CITY CONFERENCE
TOURNAMENT CHAMPIONS**
**XAVIER'S FIRST MIDWESTERN CITY CONFERENCE
TOURNAMENT CHAMPIONSHIP**
NCAA TOURNAMENT PARTICIPANT
F – Dexter Bailey, Jr., 11.1 ppg. & 6.7 rpg.
F – John Shimko, Jr., 6.5 ppg. & 3.5 rpg.
C – Eddie Johnson, So., 6.8 ppg. & 4.5 rpg.
G – Anthony Hicks, Sr., 14.9 ppg. & 4.0 rpg.
G – Victor Fleming, Jr., 10.8 ppg. & 3.1 rpg.

Nov. 29	SF	W	75-62	Union
Dec. 4	SF	W	67-57	Central State
Dec. 7	A	W	66-64	Texas (OT)
Dec. 11	A	L	53-63	Dayton
Dec. 22	SF	W	54-50	Miami (Ohio)
Dec. 30	SF	W	88-76	Thomas More
Jan. 3	A	W	58-57	Middle Tennessee State
Jan. 8	A	L	64-72	Marquette
Jan. 11	SF	W	70-49	Eastern Kentucky
Jan. 15	RC	W	85-65	Evansville (MCC)
Jan. 17	SF	W	51-49	Butler (MCC)
Jan. 22	A	W	70-56	Detroit (MCC)
Jan. 24	SF	W	84-78	Loyola of Chicago (MCC)
Jan. 26	A	L	58-73	Cincinnati
Jan. 29	A	W	76-58	Oklahoma City (MCC)
Jan. 31	A	L	71-87	Oral Roberts (MCC)
Feb. 3	SF	W	102-72	Cleveland State
Feb. 5	RC	L	60-79	Saint Louis (MCC)
Feb. 7	A	L	52-72	Butler (MCC)
Feb. 9	SF	W	109-85	La Salle
Feb. 16	A	W	70-68	Evansville (MCC)
Feb. 19	RC	W	69-61	Detroit (MCC)
Feb. 21	A	L	85-86	Loyola of Chicago (MCC)
Feb. 24	SF	W	87-79	Oral Roberts (MCC)
Feb. 26	SF	W	79-53	Oklahoma City (MCC)
Mar. 2	SF	W	76-73	Niagara
Mar. 5	A	W	94-72	Saint Louis (MCC)

**MIDWESTERN CITY CONFERENCE
TOURNAMENT**
Mar. 10 N1 W 90-70 Detroit
Mar. 11 N1 W 82-76 Loyola of Chicago

NCAA TOURNAMENT
Mar. 15 N2 L 75-81 Alcorn State
N1 - Evansville, Ind.
N2 - UD Arena, Dayton, Ohio

1983-84 (22-11, 9-5 MCC)



NATIONAL INVITATION TOURNAMENT QUARTERFINALIST
F – Dexter Bailey, Sr., 9.5 ppg. & 5.82 rpg.
F – John Shimko, Sr., 8.0 ppg. & 2.9 rpg.
F – Jeff Jenkins, Sr., 17.0 ppg. & 5.76 rpg.
G – Victor Fleming, Sr., 14.6 ppg. & 4.2 rpg.
G – Ralph Lee, So., 6.8 ppg. & 3.8 rpg. & 4.9 apg.

Nov. 28	SF	W	75-37	Kenyon College
Nov. 30	A	L	57-77	Tennessee
Dec. 3	SF	W	93-70	St. Joseph's (Ind.)
Dec. 6	A	W	55-50	Eastern Kentucky
Dec. 10	A	L	53-72	Miami (Ohio)
Dec. 20	N1	W	77-68	Niagara
Dec. 21	N1	W	104-82	Delaware State
Dec. 29	A	L	70-73	#11 Georgia
Jan. 3	SF	W	92-62	Central State
Jan. 7	A	W	78-58	Detroit (MCC)
Jan. 9	A	L	83-94	Loyola of Chicago (MCC)
Jan. 14	CG	W	77-42	Saint Louis (MCC)
Jan. 16	CG	W	73-50	Evansville (MCC)
Jan. 21	A	W	89-87	Oral Roberts (OT) (MCC)
Jan. 23	A	L	70-71	Oklahoma City (MCC)
Jan. 26	CG	W	72-63	Cincinnati
Jan. 28	A	L	53-55	Butler (MCC)
Feb. 2	A	L	76-87	Cleveland State
Feb. 4	CG	W	54-52	Detroit (MCC)
Feb. 6	CG	W	64-61	Loyola of Chicago (MCC)
Feb. 11	A	L	49-56	Saint Louis (OT) (MCC)
Feb. 13	A	L	67-74	Evansville (MCC)
Feb. 18	CG	W	78-76	Oral Roberts (MCC)
Feb. 20	CG	W	68-59	Oklahoma City (MCC)
Feb. 22	CG	W	82-68	Marquette (OT)
Feb. 25	CG	W	78-68	Butler (MCC)
Feb. 29	CG	W	72-61	Dayton

**MIDWESTERN CITY CONFERENCE
TOURNAMENT**
Mar. 8 N2 W 72-60 Saint Louis
Mar. 9 N2 W 80-69 Loyola of Chicago
Mar. 10 N2 L 66-68 Oral Roberts

**NATIONAL INVITATION
TOURNAMENT**
Mar. 15 CG W 60-57 Ohio State (OT)
Mar. 19 CG W 58-57 Nebraska
Mar. 22 A L 62-63 Michigan
N1 - Tampa, Fla.
N2 - UIC Pavilion, Chicago, Ill.

1984-85 (16-13, 7-7 MCC)



**LAST YEAR AS MIDWESTERN CITY CONFERENCE
MEMBER; LEAGUE CHANGES NAME TO MIDWESTERN
COLLEGIATE CONFERENCE FOR THE 1985-86 SEASON**
F – Richie Harris, Jr., 15.4 ppg. & 5.2 rpg.
F – Walt McBride, Jr., 13.1 ppg. & 5.5 rpg.
C – Eddie Johnson, Jr., 8.6 ppg. & 5.2 rpg.
G – Byron Larkin, Fr., 17.0 ppg. & 2.0 rpg.
G – Ralph Lee, Jr., 7.7 ppg. & 4.5 rpg. & 6.9 apg.

Nov. 28	CG	W	75-53	St. Joseph's (Ind.)
Dec. 1	A	W	61-58	Pittsburgh
Dec. 3	CG	W	71-70	Eastern Michigan (OT)
Dec. 7	N1	W	87-79	George Washington
Dec. 8	A	L	67-71	Arizona State
Dec. 15	CG	L	50-61	South Florida (OT)
Dec. 22	CG	W	88-85	Miami (Ohio)
Dec. 29	A	W	81-64	Niagara
Jan. 5	CG	W	68-63	Detroit (MCC)
Jan. 7	CG	W	95-90	Loyola of Chicago (MCC)
Jan. 12	A	L	67-77	Saint Louis (MCC)
Jan. 14	A	L	71-77	Evansville (MCC)
Jan. 19	CG	W	92-86	Oral Roberts (MCC)
Jan. 21	CG	W	72-65	Oklahoma City (MCC)
Jan. 26	CG	L	59-61	Butler (MCC)
Jan. 30	A	W	55-52	Cincinnati
Feb. 2	A	L	83-87	Detroit (MCC)
Feb. 4	A	L	89-99	Loyola of Chicago (MCC)
Feb. 9	CG	W	72-53	Saint Louis (MCC)
Feb. 11	CG	W	83-63	Evansville (MCC)
Feb. 13	A	L	53-71	Marquette
Feb. 16	A	L	67-70	Oral Roberts (MCC)
Feb. 18	A	W	73-62	Oklahoma City (MCC)
Feb. 20	CG	L	60-69	Marquette
Feb. 23	A	L	73-81	Butler (MCC)
Feb. 28	CG	W	78-51	Central Florida
Mar. 3	A	L	56-66	Dayton

**MIDWESTERN CITY CONFERENCE
TOURNAMENT**
Mar. 7 N2 W 77-69 Detroit
Mar. 8 N2 L 61-65 Loyola of Chicago
N1 - Tempe, Ariz.
N2 - Mabee Center (Tulsa, Okla.)

**BEGIN MIDWESTERN COLLEGIATE CONFERENCE
AT CONCLUSION OF THE 1984-85 SEASON.**



1985-86 (25-5, 10-2 MCC)



**Pete Gillen
Head Coach**



**MIDWESTERN COLLEGIATE CONFERENCE
REGULAR SEASON CHAMPIONS**
**MIDWESTERN COLLEGIATE CONFERENCE
TOURNAMENT CHAMPIONS**
NCAA TOURNAMENT PARTICIPANT

F – Richie Harris, Sr., 15.3 ppg. & 6.4 rpg.
F – Walt McBride, Sr., 14.0 ppg. & 5.6 rpg.
C – Eddie Johnson, Sr., 12.3 ppg. & 6.7 rpg.
G – Byron Larkin, So., 21.8 ppg. & 2.8 rpg.
G – Ralph Lee, Sr., 8.5 ppg. & 4.6 rpg. & 8.4 apg.

Nov. 22	CG	W	100-51	Huntington
Nov. 24	CG	W	91-75	SE Louisiana
Dec. 4	A	W	56-53	Creighton
Dec. 7	CG	W	83-73	Pittsburgh
Dec. 10	A	W	83-61	Eastern Michigan
Dec. 14	A	L	74-80	Miami (Ohio)
Dec. 21	CG	W	84-69	Wayne State
Dec. 28	CG	W	75-63	Providence
Jan. 2	A	W	77-70	Stetson
Jan. 4	A	L	52-57	South Florida
Jan. 8	CG	W	67-46	St. Peter's (N.J.)
Jan. 11	CG	L	72-76	Detroit (MCC)
Jan. 13	CG	W	78-75	Loyola of Chicago (MCC)
Jan. 18	A	W	72-60	Saint Louis (MCC)
Jan. 20	A	W	78-69	Evansville (MCC)
Jan. 23	CG	W	80-76	Cincinnati
Jan. 25	CG	W	86-74	Oral Roberts (MCC)
Jan. 29	A	W	71-68	Duquesne
Feb. 1	CG	W	77-56	Butler (MCC)
Feb. 5	A	W	85-71	Marquette
Feb. 8	A	L	71-80	Detroit (MCC)
Feb. 10	A	W	91-88	Loyola of Chi. (OT) (MCC)
Feb. 15	CG	W	81-72	Saint Louis (OT) (MCC)
Feb. 17	CG	W	81-72	Evansville (MCC)
Feb. 20	A	W	86-61	Butler (MCC)
Feb. 22	A	W	73-71	Oral Roberts (MCC)
Feb. 25	CG	W	93-78	Dayton

MIDWESTERN COLLEGIATE CONFERENCE TOURNAMENT

Feb. 28 N1 W 99-91 Loyola of Chicago
 Mar. 2 N1 W 74-66 Saint Louis

NCAA TOURNAMENT

Mar. 14 N2 L 80-97 Alabama
 N1 - Market Square Arena (Indianapolis, Ind.)
 N2 - Charlotte Coliseum (Charlotte, N.C.)

1986-87 (19-13, 7-5 MCC)



MIDWESTERN COLLEGIATE CONFERENCE TOURNAMENT CHAMPIONS

NCAA TOURNAMENT SECOND ROUND

XAVIER'S FIRST-EVER NCAA TOURNAMENT VICTORY

F – Tyrone Hill, Fr., 8.8 ppg. & 8.4 rpg.
 F – Kyle Taylor, So., 8.0 ppg. & 2.1 rpg.
 F – Dexter Campbell, Jr., 6.3 ppg. & 4.2 rpg.
 G – Byron Larkin, Jr., 24.8 ppg. & 4.4 rpg. & 3.5 apg.
 G – Stan Kimbrough, So., 16.0 ppg. & 3.5 rpg. & 3.3 apg.
 XU AP

Nov. 28	N1	L	60-70	Tulsa
Nov. 29	N1	L	90-92	American (OT)
Dec. 1	CG	W	88-68	St. Joseph's (Ind.)
Dec. 3	CG	W	104-92	John Carroll
Dec. 6	CG	W	101-69	Ohio Dominican
Dec. 8	A	L	76-99	#12 Pittsburgh
Dec. 11	CG	W	97-75	Hanover
Dec. 13	CG	L	73-74	Creighton
Dec. 20	CG	W	73-55	Miami (Ohio)
Dec. 23	CG	W	84-68	Colgate
Dec. 27	A	L	65-69	Dayton
Dec. 30	CG	W	78-67	Duquesne
Jan. 3	CG	W	75-69	Coastal Carolina
Jan. 10	A	W	72-50	Detroit (MCC)
Jan. 12	A	L	79-81	Loyola of Chicago (MCC)
Jan. 17	CG	W	77-69	Saint Louis (MCC)
Jan. 19	CG	W	77-70	Evansville (MCC)
Jan. 24	A	L	62-82	Oral Roberts (MCC)
Jan. 29	A	L	73-75	Cincinnati
Jan. 31	A	L	84-86	Butler (2 OT) (MCC)
Feb. 2	A	L	69-83	Rutgers
Feb. 7	CG	W	80-58	Detroit (MCC)
Feb. 9	CG	W	80-72	Loyola of Chicago (MCC)
Feb. 14	A	L	71-76	Saint Louis (MCC)
Feb. 16	A	L	93-95	Evansville (OT) (MCC)
Feb. 19	CG	W	69-67	Butler (MCC)
Feb. 21	CG	W	81-73	Oral Roberts (2 OT) (MCC)

MIDWESTERN COLLEGIATE CONFERENCE TOURNAMENT

Feb. 26 N2 W 104-98 Butler
 Feb. 27 N2 W 82-74 Loyola of Chicago
 Mar. 1 N2 W 81-69 Saint Louis

NCAA TOURNAMENT

Mar. 12 N3 W 70-69 #14 Missouri
 Mar. 14 N3 L 60-65 #17 Duke
 N1 - Providence, R.I.
 N2 - Market Square Arena (Indianapolis, Ind.)
 N3 - Hoosier Arena (Indianapolis, Ind.)

1987-88 (26-4, 9-1 MCC)



MIDWESTERN COLLEGIATE CONFERENCE REGULAR SEASON CHAMPIONS

MIDWESTERN COLLEGIATE CONFERENCE TOURNAMENT CHAMPIONS

NCAA TOURNAMENT PARTICIPANT (note: played eventual NCAA Champion Kansas in the first round)

F – Tyrone Hill, So., 15.3 ppg. & 10.5 rpg.
 F – J.D. Barnett, Sr., 10.2 ppg. & 3.7 rpg.
 C – Derek Strong, So., 10.6 ppg. & 7.1 rpg.
 G – Byron Larkin, Sr., 25.3 ppg. & 3.6 rpg. & 4.8 apg.
 G – Stan Kimbrough, Jr., 15.5 ppg. & 3.0 rpg. & 3.6 apg.
 XU AP

Nov. 28	CG	W	112-72	Huntington
Nov. 30	CG	W	75-68	St. Joseph's (Ind.)
Dec. 5	A	L	61-67	Marquette
Dec. 8	CG	W	100-71	Delaware State
Dec. 12	A	W	91-73	Miami (Ohio)
Dec. 22	A	L	76-96	Providence
Dec. 29	CG	W	87-56	Canisius
Jan. 2	CG	W	92-78	Kent State
Jan. 6	A	W	82-70	Western Michigan
Jan. 9	SF	W	125-84	Florida International
Jan. 12	CG	W	98-80	Cincinnati
Jan. 16	CG	W	98-90	Loyola of Chicago (MCC)
Jan. 18	CG	W	105-84	Detroit (MCC)
Jan. 23	A	L	84-86	Evansville (MCC)
Jan. 25	A	W	100-86	Saint Louis (MCC)
Jan. 30	A	W	78-75	Saint Peter's (N.J.)
Feb. 3	CG	W	101-84	Wright State
Feb. 6	CG	W	89-74	Butler (MCC)
Feb. 8	CG	W	100-84	Western Michigan
Feb. 13	A	W	94-83	Loyola of Chicago (MCC)
Feb. 15	A	W	114-97	Detroit (MCC)
Feb. 20	CG	W	102-79	Evansville (MCC)
Feb. 22	CG	W	93-70	Saint Louis (MCC)
Feb. 24	A	W	122-95	Florida International
Feb. 27	CG	W	86-73	Dayton
Mar. 1	A	W	93-80 20	Niagara
Mar. 6	A	W	71-70 20	Butler (MCC)

MIDWESTERN COLLEGIATE CONFERENCE TOURNAMENT

Mar. 11 N1 W 117-79 20 Loyola of Chicago
 Mar. 12 N1 W 122-96 20 Detroit

NCAA TOURNAMENT

Mar. 18 N2 L 72-85 18 Kansas
 N1 - Market Square Arena (Indianapolis, Ind.)
 N2 - Devaney Center (Lincoln, Neb.)

1988-89 (21-12, 7-5 MCC)



MIDWESTERN COLLEGIATE CONFERENCE TOURNAMENT CHAMPIONS

NCAA TOURNAMENT PARTICIPANT (note: played eventual NCAA Champion Michigan in the first round)

F – Tyrone Hill, Jr., 18.9 ppg. & 12.2 rpg.
 F – Colin Parker, So., 7.1 ppg. & 2.4 rpg.
 C – Derek Strong, Jr., 15.3 ppg. & 8.0 rpg.
 G – Stan Kimbrough, Sr., 18.8 ppg. & 2.7 rpg. & 4.2 apg.
 G – Michael Davenport, So., 7.2 ppg. & 2.5 rpg.
 Note: 6th man Jamal Walker (So.) led team at 7.1 apg.
 XU AP

Nov. 18	RC	W	85-83	#4 Louisville (NIT)
Nov. 20	A	L	71-83	#14 Missouri (NIT)
Nov. 28	CG	W	109-58	Marietta
Dec. 3	CG	W	73-64	Air Force
Dec. 7	CG	W	87-76	Robert Morris
Dec. 10	CG	L	61-68	Miami (Ohio)
Dec. 19	A	L	70-85	Eastern Illinois
Dec. 21	CG	W	63-53	Bethune-Cookman
Dec. 27	CG	W	93-70	Niagara
Dec. 30	A	W	89-75	Bowling Green
Jan. 2	CG	W	87-71	Prairie View A&M
Jan. 4	A	W	118-113	Loyola Marymount
Jan. 7	CG	W	97-88	Valparaiso
Jan. 12	A	L	83-92	Loyola of Chicago (MCC)
Jan. 14	A	L	80-89	Detroit (MCC)
Jan. 17	A	L	71-90	Kent State
Jan. 19	CG	W	81-73	Evansville (MCC)
Jan. 21	CG	W	73-67	Saint Louis (MCC)
Jan. 28	A	L	76-79	Butler (MCC)
Feb. 1	CG	L	76-86	Cincinnati
Feb. 4	A	W	82-78	Dayton (MCC)
Feb. 9	CG	W	93-86	Loyola of Chicago (MCC)
Feb. 11	A	L	79-97	Wichita State
Feb. 16	A	L	82-88	Evansville (MCC)
Feb. 18	A	L	61-62	Saint Louis (MCC)
Feb. 20	CG	W	86-64	Detroit (MCC)
Feb. 25	CG	W	102-77	Marquette
Mar. 2	CG	W	85-75	Butler (MCC)
Mar. 4	CG	W	83-78	Dayton (MCC)

MIDWESTERN COLLEGIATE CONFERENCE TOURNAMENT

Mar. 9 N1 W 85-83 Loyola of Chicago
 Mar. 10 N1 W 79-56 Saint Louis
 Mar. 11 N1 W 85-78 Evansville

NCAA TOURNAMENT

Mar. 17 N2 L 87-92 #10 Michigan
 N1 - UD Arena (Dayton, Ohio)
 N2 - The Omni (Atlanta, Ga.)

1989-90 (28-5, 12-2 MCC)



MIDWESTERN COLLEGIATE CONFERENCE REGULAR SEASON CHAMPIONS

NCAA TOURNAMENT SWEET 16

F – Tyrone Hill, Sr., 20.2 ppg. & 12.6 rpg.
 F – Michael Davenport, Jr., 12.7 ppg. & 2.9 rpg.
 C – Derek Strong, Sr., 14.2 ppg. & 9.9 rpg.
 G – Jamal Walker, Jr., 15.1 ppg. & 3.5 rpg. & 5.9 apg.
 G – Jamie Gladden, Fr., 10.2 ppg. & 2.3 rpg.
 XU AP

Dec. 2	CG	L	90-97	Southern Utah State
Dec. 4	A	W	77-70	Robert Morris
Dec. 9	A	W	76-69	Miami (Ohio)
Dec. 16	A	W	95-63	Valparaiso
Dec. 18	CG	W	80-48	Eastern Illinois
Dec. 22	N1	W	72-65	Princeton
Dec. 23	A	W	78-62	San Francisco
Dec. 30	CG	W	88-73	Bowling Green
Jan. 2	CG	W	115-113	#25 Loyola Marymount
Jan. 6	A	W	86-80	Marquette (MCC)
Jan. 8	CG	W	89-73	Loyola of Chicago (MCC)
Jan. 13	CG	W	82-61 25	Alabama-Birmingham
Jan. 15	CG	W	110-52 25	District of Columbia
Jan. 18	A	L	51-59 20	Evansville (MCC)
Jan. 20	A	W	83-74 20	Saint Louis (MCC)
Jan. 25	CG	W	88-83 25	Detroit (MCC)
Jan. 27	CG	W	81-57 25	Butler (MCC)
Jan. 31	CG	W	90-88 23	Cincinnati (OT)
Feb. 3	CG	W	88-81 23	Dayton (MCC)
Feb. 6	A	W	70-53 21	Loyola of Chicago (MCC)
Feb. 8	CG	W	83-78 21	Marquette (MCC)
Feb. 15	CG	W	71-52 22	Evansville (MCC)
Feb. 17	CG	W	74-58 19	Saint Louis (MCC)
Feb. 22	A	W	74-62 19	Detroit (MCC)
Feb. 24	A	W	80-66 19	Butler (MCC)
Feb. 27	A	W	84-73 19	Arkansas-Little Rock
Mar. 3	A	L	108-111 19	Dayton (MCC)

MIDWESTERN COLLEGIATE CONFERENCE TOURNAMENT

Mar. 8 N2 W 96-61 24 Butler
 Mar. 9 N2 W 89-78 24 Evansville
 Mar. 10 N2 L 89-98 24 Dayton

NCAA TOURNAMENT

Mar. 16 N3 W 87-79 25 Kansas State
 Mar. 18 N3 W 74-71 25 Georgetown
 Mar. 22 N4 L 89-102 25 Texas
 N1 - San Francisco, Calif.
 N2 - UD Arena (Dayton, Ohio)
 N3 - Hoosier Dome (Indianapolis, Ind.)
 N4 - Reunion Arena (Dallas, Texas)

1990-91 (22-10, 11-3 MCC)



MIDWESTERN COLLEGIATE CONFERENCE
REGULAR SEASON CHAMPIONS
MIDWESTERN COLLEGIATE CONFERENCE
TOURNAMENT CHAMPIONS
NCAA TOURNAMENT SECOND ROUND

F – Michael Davenport, Sr., 14.1 ppg. & 3.5 rpg.
F – Aaron Williams, So., 9.7 ppg. & 6.5 rpg.
C – Brian Grant, Fr., 11.6 ppg. & 8.5 rpg.
G – Jamie Gladden, So., 15.2 ppg. & 3.4 rpg. & 3.2 app.
G – Jamal Walker, Sr., 13.7 ppg. & 3.6 rpg. & 5.1 app.
XU AP

Nov. 24	CG	W	103-96	Mount Saint Mary's
Nov. 26	CG	W	82-56	Bethune-Cookman
Nov. 28	CG	L	94-100	Ball State
Dec. 1	A	W	62-59	Canisius
Dec. 5	CG	W	87-68	Loyola (Md.)
Dec. 8	CG	L	95-100	Miami (Ohio)
Dec. 22	CG	W	83-53	Winthrop
Dec. 30	CG	W	91-66	Detroit (MCC)
Jan. 2	CG	W	75-54	New Hampshire
Jan. 5	A	L	74-87	Fordham
Jan. 10	A	W	98-93	Marquette (MCC)
Jan. 12	A	W	81-74	Loyola of Chicago (MCC)
Jan. 15	CG	W	71-66	Massachusetts
Jan. 17	CG	W	100-85	Evansville (MCC)
Jan. 19	CG	L	56-58	Saint Louis (MCC)
Jan. 24	A	W	69-67	Detroit (MCC)
Jan. 26	A	L	88-92	South Florida
Jan. 30	A	L	56-69	Cincinnati
Feb. 2	A	L	74-95	Saint Louis (MCC)
Feb. 7	CG	W	71-66	Marquette (MCC)
Feb. 9	CG	W	87-74	Loyola of Chicago (MCC)
Feb. 12	CG	W	80-73	Butler (MCC)
Feb. 14	A	W	69-56	Evansville (MCC)
Feb. 17	A	L	79-83	Dayton (MCC)
Feb. 19	A	L	83-91	Wright State
Feb. 23	A	W	105-93	Butler (MCC)
Mar. 2	CG	W	102-79	Dayton (MCC)

MIDWESTERN COLLEGIATE
CONFERENCE TOURNAMENT

Mar. 7	N1	W	66-59	Detroit
Mar. 8	N1	W	90-71	Dayton
Mar. 10	N1	W	81-68	Saint Louis

NCAA TOURNAMENT

Mar. 14	N2	W	89-84	#11 Nebraska
Mar. 16	N2	L	50-66	Connecticut
N1	- UD Arena (Dayton, Ohio)			
N2	- Metrodome (Minneapolis, Minn.)			

1991-92 (15-12, 7-3 MCC)



F – Aaron Williams, Jr., 13.9 ppg. & 8.0 rpg.
F – Tyrice Walker, So., 6.4 ppg. & 3.7 rpg.
C – Brian Grant, So., 11.8 ppg. & 9.1 rpg.
G – Jamie Gladden, Jr., 19.4 ppg. & 2.4 rpg.
G – Michael Hawkins, Fr., 7.7 ppg. & 2.8 rpg. & 4.4 app.
XU AP

Nov. 30	CG	W	94-65	Colgate
Dec. 2	CG	W	75-59	Samford
Dec. 4	CG	W	77-74	Northern Illinois
Dec. 7	A	L	72-91	Massachusetts
Dec. 11	A	W	73-65	Kent
Dec. 14	A	L	58-73	Miami (Ohio)
Dec. 21	CG	L	104-108	Duquesne
Dec. 27	CG	L	79-82	East Tennessee State
Dec. 30	A	W	84-74	Northern Illinois
Jan. 4	A	W	91-59	New Hampshire
Jan. 11	CG	W	84-80	Detroit Mercy (MCC)
Jan. 13	A	W	83-56	Winthrop
Jan. 18	A	W	75-73	Loyola of Chicago (MCC)
Jan. 21	CG	W	77-69	Dayton (MCC)
Jan. 25	A	L	88-93	Detroit Mercy (OT) (MCC)
Jan. 29	CG	L	75-93	Cincinnati
Feb. 1	CG	W	76-63	Evansville (MCC)
Feb. 5	A	L	52-68	Loyola (Md.)
Feb. 8	RC	L	73-86	Louisville
Feb. 10	CG	W	69-56	Loyola of Chicago (MCC)
Feb. 18	A	W	98-75	Butler (MCC)
Feb. 22	A	L	73-82	Evansville (MCC)
Feb. 26	CG	W	80-78	Fordham (OT)
Feb. 29	A	W	72-56	Dayton (MCC)
Mar. 3	A	L	86-87	Notre Dame
Mar. 7	CG	L	86-96	Butler (MCC)

MIDWESTERN COLLEGIATE
CONFERENCE TOURNAMENT

Mar. 13	RC	L	61-78	Butler
---------	----	---	-------	--------

1992-93 (24-6, 12-2 MCC)



MIDWESTERN COLLEGIATE CONFERENCE
REGULAR SEASON CO-CHAMPIONS
NCAA TOURNAMENT SECOND ROUND

F – Aaron Williams, Sr., 10.9 ppg. & 7.1 rpg.
C – Brian Grant, Jr., 18.5 ppg. & 9.4 rpg.
G – Jamie Gladden, Sr., 14.4 ppg. 2.1 rpg.
G – Michael Hawkins, So., 8.1 ppg. & 2.5 rpg. & 3.71 app.
G – Steve Gentry, Jr., 7.1 ppg. & 2.8 rpg. & 3.67 app.
XU AP

Dec. 1	CG	W	113-73	Huntington
Dec. 7	A	W	81-78	Ball State (OT)
Dec. 9	CG	W	72-56	Kent
Dec. 12	CG	W	70-67	Miami (Ohio)
Dec. 18	N1	W	74-66	Delaware
Dec. 20	N1	W	75-60	Rice
Dec. 30	CG	W	88-54	Wichita State
Jan. 4	CG	W	75-60	Notre Dame
Jan. 9	A	L	90-97	Det. Mercy(OT)(MCC)
Jan. 11	A	L	73-76	Louisville
Jan. 16	A	W	85-58	Dayton (MCC)
Jan. 19	CG	W	56-53	South Florida
Jan. 21	CG	W	63-59	Butler (MCC)
Jan. 23	A	W	74-68	Evansville (MCC)
Jan. 27	A	L	67-78	#4 Cincinnati
Jan. 30	A	W	81-64	Loyola of Chicago(MCC)
Feb. 4	CG	W	56-49	La Salle (MCC)
Feb. 6	CG	W	85-79	Duquesne (MCC)
Feb. 13	CG	W	53-46	Dayton (MCC)
Feb. 17	CG	W	74-63	Evansville (MCC)
Feb. 20	A	W	80-66	Butler (MCC)
Feb. 25	CG	W	68-65	24 Loyola of Chicago (MCC)
Feb. 27	CG	W	93-74	24 Detroit Mercy (MCC)
Mar. 2	A	W	73-58	18 La Salle (MCC)
Mar. 6	A	L	72-88	18 Duquesne (MCC)

MIDWESTERN COLLEGIATE
CONFERENCE TOURNAMENT

Mar. 11	N2	W	60-50	22 Loyola of Chicago
Mar. 12	N2	W	67-41	22 Duquesne
Mar. 13	N2	L	69-80	22 Evansville

NCAA TOURNAMENT

Mar. 19	N3	W	73-55	New Orleans
Mar. 21	N3	L	70-73	#1 Indiana
N1	- Tokyo, Japan			
N2	- Market Square Arena (Indianapolis, Ind.)			
N3	- Hoosier Dome (Indianapolis, Ind.)			

1993-94 (22-8, 8-2 MCC)



MIDWESTERN COLLEGIATE CONFERENCE
REGULAR SEASON CHAMPIONS
NATIONAL INVITATION TOURNAMENT
QUARTERFINALIST

F – Tyrice Walker, Sr., 14.6 ppg. & 4.9 rpg.
F – Larry Sykes, Jr., 8.4 ppg. & 5.7 rpg.
C – Brian Grant, Sr., 16.7 ppg. & 9.9 rpg.
G – Jeff Massey, Jr., 12.7 ppg. & 2.1 rpg.
G – Steve Gentry, Sr., 6.1 ppg. & 2.5 rpg. & 6.1 app.
XU AP

Nov. 29	CG	W	97-49	Marietta
Dec. 4	A	L	60-82	#6 Duke
Dec. 6	CG	W	65-56	Hartford
Dec. 11	A	W	72-69	Miami (Ohio)
Dec. 18	CG	W	85-52	Virginia Tech
Dec. 20	CG	W	82-55	UNC Asheville
Dec. 30	A	W	92-66	Maryland-Baltimore Co.
Jan. 3	A	W	93-65	East Tennessee State
Jan. 8	CG	W	79-64	Brown
Jan. 9	CG	W	82-65	New Hampshire
Jan. 12	CG	W	57-46	25 Dayton
Jan. 15	A	W	86-80	25 Butler (MCC)
Jan. 19	CG	W	82-76	22 #19 Cincinnati (OT)
Jan. 22	A	L	61-91	22 Evansville (MCC)
Jan. 24	A	W	88-62	Dayton
Jan. 26	CG	W	75-58	Detroit Mercy (MCC)
Jan. 29	CG	W	83-55	Loyola of Chicago (MCC)
Jan. 31	A	L	73-77	St. Francis (Pa.)
Feb. 5	A	W	73-66	La Salle (MCC)
Feb. 12	CG	L	92-93	25 George Wash. (2 OT)
Feb. 16	CG	W	93-73	Butler (MCC)
Feb. 19	A	L	82-86	Detroit Mercy (MCC)
Feb. 23	CG	L	76-79	Virginia Commonwealth
Feb. 26	CG	W	73-66	Evansville (MCC)
Mar. 1	A	W	98-76	Loyola of Chicago (MCC)
Mar. 3	CG	W	79-77	La Salle (MCC)

MIDWESTERN COLLEGIATE
CONFERENCE TOURNAMENT

Mar. 7	N1	L	75-79	Detroit Mercy
--------	----	---	-------	---------------

NATIONAL INVITATION
TOURNAMENT

Mar. 16	CG	W	80-68	Miami (Ohio)
Mar. 21	A	W	83-79	Northwestern (OT)
Mar. 23	A	L	74-76	Villanova
N1	- Hinkle Fieldhouse (Indianapolis, Ind.)			

1994-95 (23-5, 14-0 MCC)



Skip Prosser
Head Coach



MIDWESTERN COLLEGIATE CONFERENCE
REGULAR SEASON CHAMPIONS
NCAA TOURNAMENT PARTICIPANT

F – Pete Sears, Sr., 12.9 ppg. & 5.1 rpg.
F – Larry Sykes, Sr., 10.2 ppg. & 10.8 rpg.
F – T.J. Johnson, Fr., 11.9 ppg. & 5.3 rpg.
G – Jeff Massey, Sr., 18.9 ppg. & 3.7 rpg.
G – Michael Hawkins, Sr., 14.1 ppg. & 3.3 rpg. & 5.8 apg.

XU AP			IUPUI		
Nov. 25	CG	W	104-67		
Nov. 30	CG	W	89-70		Miami (Ohio)
Dec. 3	CG	W	86-51		Loyola (Md.)
Dec. 5	A	L	55-82		Virginia Tech
Dec. 10	A	W	85-68		Hartford
Dec. 17	CG	W	90-71		#19 Ohio
Dec. 19	CG	W	99-73		Dayton
Dec. 21	CG	W	101-65		Cal State Northridge
Dec. 28	CG	W	77-58		Maryland-Baltimore County
Jan. 5	A	W	84-69		Cleveland State (MCC)
Jan. 7	A	W	72-63		Detroit (MCC)
Jan. 9	A	L	80-87		Cincinnati
Jan. 14	CG	W	75-72		La Salle (MCC)
Jan. 18	A	W	81-73		Wright State (MCC)
Jan. 21	A	L	73-84		Notre Dame
Jan. 26	CG	W	96-76		Wiscon-Milwaukee (MCC)
Jan. 28	A	W	106-84		Northern Illinois (MCC)
Jan. 30	A	W	81-75		Loyola of Chicago (MCC)
Feb. 2	CG	W	93-75		Cleveland State (MCC)
Feb. 4	CG	W	72-65		Detroit (MCC)
Feb. 9	A	W	84-77		La Salle (MCC)
Feb. 11	CG	W	76-55		Wiscon-Green Bay (MCC)
Feb. 15	CG	W	94-84		Wright State (MCC)
Feb. 18	A	W	88-75		George Washington
Feb. 23	CG	W	93-90		Illinois-Chicago (MCC)
Feb. 25	CG	W	81-66		Butler (MCC)

MIDWESTERN COLLEGIATE CONFERENCE TOURNAMENT

Mar. 4 N1 L 70-71 25 Wright State
NCAA TOURNAMENT
Mar. 17 N2 L 63-68 #22 Georgetown
N1 - Nutter Center (Dayton, Ohio)
N2 - Tallahassee/Leon Co. Civic Center (Tallahassee, Fla.)

1995-96 (13-15, 8-8 A-10)



XAVIER'S FIRST SEASON IN THE ATLANTIC 10 CONFERENCE


F – T.J. Johnson, So., 10.6 ppg. & 6.8 rpg.
C – Kevin Carr, Jr., 9.8 ppg. & 6.4 rpg.
G – Darnell Williams, Fr., 12.3 ppg. & 4.3 rpg.
G – Lenny Brown, Fr., 12.5 ppg. & 4.1 rpg.
G – Gary Lumpkin, Fr., 11.2 ppg. & 2.7 rpg. & 3.2 apg.

XU AP			St. Francis (Pa.)		
Nov. 25	CG	W	88-61		
Nov. 30	A	L	75-81		Virginia Commonwealth
Dec. 2	CG	W	109-78		Long Island
Dec. 6	A	L	71-85		Miami (Ohio)
Dec. 9	A	L	72-103		Ohio
Dec. 16	CG	W	87-57		Delaware State
Dec. 20	A	L	67-73		Kansas State
Dec. 23	CG	L	70-72		Notre Dame
Dec. 30	CG	W	78-59		Morgan State
Jan. 6	A	W	69-60		La Salle (A-10)
Jan. 9	A	L	56-73		Temple (A-10)
Jan. 13	CG	W	74-61		Fordham (A-10)
Jan. 17	CG	L	90-99		#3 Cincinnati
Jan. 20	A	W	76-62		St. Bonaventure (A-10)
Jan. 25	CG	W	60-59		La Salle (A-10)
Jan. 27	A	L	55-61		Dayton (A-10)
Jan. 31	CG	W	84-71		Saint Joseph's (A-10)
Feb. 4	CG	L	74-78		#1 Mass. (OT) (A-10)
Feb. 7	A	L	69-77		George Washington (A-10)
Feb. 10	CG	L	73-78		#11 Virginia Tech (A-10)
Feb. 17	A	L	70-87		Rhode Island (A-10)
Feb. 20	CG	W	102-95		Dayton (A-10)
Feb. 24	CG	W	116-105		Duquesne (OT) (A-10)
Feb. 26	CG	L	77-81		#24 George Wash. (A-10)
Feb. 29	A	L	61-70		#16 Virginia Tech (A-10)
Mar. 3	A	W	76-75		Duquesne (A-10)

ATLANTIC 10 CONFERENCE TOURNAMENT

Mar. 6 N1 W 61-54 Fordham
Mar. 7 N1 L 50-67 Temple
N1 - Philadelphia Civic Center (Philadelphia, Pa.)

1996-97 (23-6, 13-3 A-10)



ATLANTIC 10 CONFERENCE WEST DIVISION
REGULAR SEASON CHAMPIONS
XAVIER'S FIRST ATLANTIC 10 CONFERENCE
REGULAR SEASON CHAMPIONSHIP
NCAA TOURNAMENT SECOND ROUND


F – Torraye Braggs, Jr., 13.9 ppg. & 7.4 rpg.
F – T.J. Johnson, Jr., 7.8 ppg. & 5.0 rpg.
G – Lenny Brown, So., 15.6 ppg. & 3.8 rpg. & 3.5 apg.
G – Gary Lumpkin, So., 14.7 ppg. & 2.9 rpg. & 4.3 apg.
G – Darnell Williams, So., 10.8 ppg & 4.0 rpg.
Note: 6th man James Posey (So.) led team at 7.8 rpg.

XU AP			Western Kentucky		
Nov. 23	CG	W	98-73		
Nov. 26	A	W	71-69		#1 Cincinnati
Nov. 30	CG	W	92-71		Miami (Ohio)
Dec. 2	CG	W	95-64		Florida A&M
Dec. 5	A	W	81-65	23	Loyola Marymount
Dec. 10	CG	W	94-86	19	Long Island
Dec. 14	CG	W	79-43	19	Hofstra
Dec. 21	A	W	113-111	17	Akron (3 OT)
Dec. 29	CG	W	95-54	17	Kansas State
Jan. 4	CG	W	102-67	17	Virginia Tech (A-10)
Jan. 7	A	L	91-98	12	Dayton (A-10)
Jan. 11	A	W	75-64	12	Fordham (A-10)
Jan. 16	RC	L	85-87	14	Tulane
Jan. 19	CG	W	68-64	14	Temple (OT) (A-10)
Jan. 23	A	W	62-61	16	George Wash. (A-10)
Jan. 25	CG	L	70-78	16	Duquesne (A-10)
Jan. 28	CG	W	91-79	20	Rhode Island (A-10)
Feb. 1	A	W	87-84	20	Mass. (OT) (A-10)
Feb. 3	A	W	83-67	20	La Salle (A-10)
Feb. 8	A	L	65-79	17	Saint Joseph's (A-10)
Feb. 12	CG	W	79-53	19	Dayton (A-10)
Feb. 15	CG	W	87-76	19	George Wash. (A-10)
Feb. 20	A	W	82-74	16	Duquesne (A-10)
Feb. 22	CG	W	79-67	16	La Salle (A-10)
Feb. 27	CG	W	83-59	14	St. Bonaventure (A-10)
Mar. 2	A	W	81-72	14	Virginia Tech (A-10)

ATLANTIC 10 CONFERENCE TOURNAMENT

Mar. 6 N1 L 62-69 11 Temple (OT)
NCAA TOURNAMENT
Mar. 13 N2 W 80-68 13 Vanderbilt
Mar. 15 N2 L 83-96 13 #7 UCLA
N1 - The Spectrum (Philadelphia, Pa.)
N2 - The Palace of Auburn Hills (Auburn Hills, Mich.)

1997-98 (22-8, 11-5 A-10)



ATLANTIC 10 CONFERENCE WEST DIVISION
REGULAR SEASON CO-CHAMPIONS
ATLANTIC 10 CONFERENCE TOURNAMENT CHAMPIONS
XAVIER'S FIRST ATLANTIC 10 CONFERENCE
TOURNAMENT CHAMPIONSHIP
NCAA TOURNAMENT PARTICIPANT

F – Torraye Braggs, Sr., 13.0 ppg. & 8.2 rpg.
F – T.J. Johnson, Sr., 5.5 ppg. & 3.6 rpg.
G – Gary Lumpkin, Jr., 12.3 ppg. & 2.5 rpg. & 4.5 apg.
G – Darnell Williams, Jr., 17.3 ppg. & 3.9 rpg.
G – Lenny Brown, Jr., 14.7 ppg. & 3.5 rpg. & 3.5 apg.
Note: 6th man James Posey (Sr.) led team at 8.4 rpg.

XU AP			Toledo		
Nov. 19	CG	W	95-76	10	
Nov. 22	CG	W	97-73	10	Akron
Nov. 24	CG	W	118-61	10	Northeast Louisiana
Dec. 2	CG	W	88-54	9	Central Michigan
Dec. 6	A	W	93-60	9	Western Kentucky
Dec. 9	A	L	72-80	7	Miami (Ohio)
Dec. 13	CG	W	88-68	7	Cincinnati
Dec. 20	N1	L	84-86	10	#8 Purdue
Dec. 27	N2	W	73-56	13	DePaul
Dec. 30	CG	W	93-66	13	Butler
Jan. 3	A	L	77-80	13	St. Bonaventure (A-10)
Jan. 7	CG	W	104-67	19	La Salle (A-10)
Jan. 10	CG	W	77-43	19	Fordham (A-10)
Jan. 14	A	L	73-78	18	G. Washington (OT) (A-10)
Jan. 17	CG	W	77-66	18	Virginia Tech (A-10)
Jan. 20	CG	W	72-62	19	Saint Joseph's (A-10)
Jan. 24	A	L	82-93	19	Dayton (A-10)
Jan. 27	CG	W	93-71	24	Duquesne (A-10)
Jan. 31	A	W	79-73	24	Temple (A-10)
Feb. 2	A	W	91-59	24	La Salle (A-10)
Feb. 8	CG	L	62-73	21	#23 Mass. (A-10)
Feb. 14	A	W	74-63		Virginia Tech (A-10)
Feb. 16	CG	W	96-86		#17 George Wash. (A-10)
Feb. 21	A	W	83-62		Duquesne (A-10)
Feb. 24	A	L	68-69		Rhode Island (A-10)
Mar. 1	CG	W	89-84		Dayton (A-10)

ATLANTIC 10 CONFERENCE TOURNAMENT

Mar. 5 N3 W 68-44 St. Bonaventure
Mar. 6 N3 W 95-80 Rhode Island
Mar. 7 N3 W 77-63 George Washington
NCAA TOURNAMENT
Mar. 12 N4 L 68-69 23 Washington
N1 - Market Square Arena (Indianapolis, Ind.)
N2 - Gund Arena (Cleveland, Ohio)
N3 - The Spectrum (Philadelphia, Pa.)
N4 - MCI Center (Washington D.C.)

1998-99 (25-11, 12-4 A-10)



NATIONAL INVITATION TOURNAMENT THIRD PLACE

F – James Posey, Sr., 16.9 ppg. & 8.9 rpg.
 F – Kevin Frey, Fr., 5.7 ppg. & 5.0 rpg.
 F – Aaron Turner, Fr., 5.4 ppg. & 5.2 rpg.
 G – Gary Lumpkin, Sr., 11.1 ppg. & 2.4 rpg. & 3.4 apg.
 G – Lenny Brown, Sr., 18.1 ppg. & 3.6 rpg. & 2.8 apg.

				XU AP			
Nov. 17	A	W	73-66	16			Butler
Nov. 21	CG	W	90-50	16			Chicago State
Nov. 23	CG	W	100-67	16			Morgan State
Nov. 26	N1	L	76-94	13			Pittsburgh
Nov. 27	N1	W	74-61	13			Colorado
Nov. 28	N1	L	69-82	13			San Francisco
Dec. 2	CG	W	64-56	23			Miami (Ohio)
Dec. 5	RC	L	57-71	23			#14 Purdue
Dec. 9	A	L	67-74				Toledo
Dec. 19	CG	W	88-58				Canisius
Dec. 21	CG	W	97-52				Loyola Marymount
Dec. 28	A	W	77-54				St. Mary's (Calif.)
Jan. 3	CG	W	87-83				Rhode Island (A-10)
Jan. 6	A	W	80-67				Virginia Tech (A-10)
Jan. 9	A	W	56-42				Duquesne (A-10)
Jan. 13	CG	W	62-57				St. Bonaventure (A-10)
Jan. 17	CG	W	81-61				George Washington (A-10)
Jan. 20	A	W	76-56				Fordham (A-10)
Jan. 23	CG	W	93-69				Virginia Tech (A-10)
Jan. 28	A	L	77-87				#5 Cincinnati
Jan. 30	A	L	86-91				Dayton (A-10)
Feb. 4	A	W	59-53				Saint Joseph's (A-10)
Feb. 6	A	L	75-88				La Salle (A-10)
Feb. 9	CG	W	72-54				Duquesne (A-10)
Feb. 14	CG	W	62-60				Temple (A-10)
Feb. 16	CG	W	88-71				La Salle (A-10)
Feb. 20	A	L	77-78				Mass. (2OT) (A-10)
Feb. 24	CG	W	90-62				Dayton (A-10)
Feb. 27	A	L	74-77				George Washington (A-10)

ATLANTIC 10 CONFERENCE TOURNAMENT

Mar. 4	N2	W	72-68				Massachusetts
Mar. 5	N2	L	64-76				Temple

NATIONAL INVITATION TOURNAMENT

Mar. 10	A	W	86-84				Toledo
Mar. 15	CG	W	87-76				Wake Forest
Mar. 17	CG	W	65-58				Princeton
Mar. 23	N3	L	76-79				Clemson
Mar. 25	N3	W	106-75				Oregon

N1 - American Univ. (San Juan, Puerto Rico)
 N2 - First Union Spectrum (Philadelphia, Pa.)
 N3 - Madison Square Garden (New York, N.Y.)

1999-00 (21-12, 9-7 A-10)



NATIONAL INVITATION TOURNAMENT SECOND ROUND

F – David West, Fr., 11.7 ppg. & 9.1 rpg.
 F – Kevin Frey, So., 8.8 ppg. & 5.1 rpg.
 F – Lloyd Price, So., 13.0 ppg. & 6.0 rpg.
 G – Maurice McAfee, Jr., 15.1 ppg. & 3.5 rpg. & 4.2 apg.
 G – Darnell Williams, Sr., 13.0 ppg. & 2.6 rpg.

				XU AP			
Nov. 20	CG	W	96-52				Maryland-Eastern Shore
Nov. 25	N1	W	81-79				Louisville
Nov. 26	N1	L	70-111				#10 Kansas
Nov. 27	N1	W	81-65				Washington
Dec. 4	CG	W	80-55				East Tennessee State
Dec. 8	A	L	58-67				Miami (Ohio)
Dec. 11	A	W	94-75				Central Michigan
Dec. 18	CG	W	66-64				#1 Cincinnati
Dec. 21	CG	W	92-48				St. Mary's (Calif.)
Dec. 27	CG	W	58-54				Princeton
Dec. 30	CG	W	84-55				Toledo
Jan. 2	A	L	63-65				Marquette
Jan. 6	CG	W	86-67				Virginia Tech (A-10)
Jan. 9	A	W	78-75				Rhode Island (A-10)
Jan. 11	A	L	72-76				Dayton (A-10)
Jan. 15	A	L	78-85				Duquesne (A-10)
Jan. 23	CG	L	49-80				La Salle (A-10)
Jan. 25	A	L	40-59				#23 Temple (A-10)
Jan. 30	CG	W	97-79				Fordham (A-10)
Feb. 2	CG	W	65-64				Dayton (OT) (A-10)
Feb. 5	A	L	67-78				George Washington (A-10)
Feb. 9	A	W	87-78				Canisius
Feb. 12	CG	W	87-77				Massachusetts (A-10)
Feb. 15	CG	W	95-66				Duquesne (A-10)
Feb. 19	A	L	65-73				Virginia Tech (A-10)
Feb. 22	CG	W	88-76				George Washington (A-10)
Feb. 27	A	W	71-60				La Salle (A-10)
Mar. 1	A	L	64-65				St. Bonaventure (A-10)
Mar. 5	CG	W	94-66				Saint Joseph's (A-10)

ATLANTIC 10 CONFERENCE TOURNAMENT

Mar. 8	N2	W	75-60				Rhode Island
Mar. 9	N2	L	69-72				St. Bonaventure

NATIONAL INVITATION TOURNAMENT

Mar. 15	CG	W	67-63				Marquette
Mar. 20	A	L	64-76				Notre Dame
N1 - Great Alaska Shootout (Anchorage, Alaska)							
N2 - The Spectrum (Philadelphia, Pa.)							

2000-01 (21-8, 12-4 A-10)



NCAA TOURNAMENT PARTICIPANT

F – David West, So., 17.8 ppg. & 10.9 rpg.
 F – Lloyd Price, Jr., 9.2 ppg. & 4.4 rpg.
 F – Kevin Frey, Jr., 11.4 ppg. & 6.3 rpg.
 G – Romain Sato, Fr., 10.7 ppg. & 5.4 rpg.
 G – Maurice McAfee, Sr., 9.5 ppg. & 2.7 rpg. & 4.8 apg.

				XU AP			
Nov. 18	CC	W	68-54				Miami (Ohio)
Nov. 22	CC	W	93-75				Eastern Kentucky
Nov. 28	CC	W	65-55				Samford
Nov. 30	CC	W	86-68				Louisiana-Monroe
Dec. 2	A	L	46-61				#23 Wisconsin
Dec. 5	CC	W	75-49				San Francisco
Dec. 9	A	L	52-58				Princeton
Dec. 14	A	W	69-67				#17 Cincinnati
Dec. 16	CC	W	75-59				Marquette
Dec. 23	A	W	63-61				Toledo
Dec. 30	N1	W	71-60				Kent State
Jan. 3	A	W	82-71				Fordham (A-10)
Jan. 7	CC	W	81-66				La Salle (A-10)
Jan. 9	CC	L	64-75				Massachusetts (A-10)
Jan. 13	A	W	99-82				Rhode Island (A-10)
Jan. 16	A	W	76-74				George Washington (A-10)
Jan. 20	CC	W	86-73				Saint Joseph's (A-10)
Jan. 27	A	W	81-48				Duquesne (A-10)
Jan. 30	CC	W	82-72				Dayton (A-10)
Feb. 3	CC	W	71-63				G. Washington (OT) (A-10)
Feb. 7	A	L	76-79	24			Saint Joseph's (A-10)
Feb. 10	CC	W	78-71	24			Temple (A-10)
Feb. 14	A	L	49-59				Massachusetts (A-10)
Feb. 17	CC	W	79-65				Rhode Island (A-10)
Feb. 21	CC	W	77-60				St. Bonaventure (A-10)
Feb. 25	A	W	79-55				La Salle (A-10)
Mar. 4	A	L	62-65	25			Dayton (A-10)

ATLANTIC 10 CONFERENCE TOURNAMENT

Mar. 8	N2	L	74-83				George Washington
--------	----	---	-------	--	--	--	-------------------

NCAA TOURNAMENT

Mar. 16	N3	L	71-83				#19 Notre Dame
N1 - Gund Arena (Cleveland, Ohio)							
N2 - First Union Spectrum (Philadelphia, Pa.)							
N3 - Kemper Arena (Kansas City, Mo.)							

2001-02 (26-6, 14-2 A-10)



**Thad Matta
Head Coach**



**ATLANTIC 10 CONFERENCE WEST DIVISION
REGULAR SEASON CHAMPIONS
ATLANTIC 10 CONFERENCE TOURNAMENT CHAMPIONS**

NCAA TOURNAMENT SECOND ROUND

F – David West, Jr., 18.3 ppg. & 9.8 rpg.
 F – Kevin Frey, Sr., 8.5 ppg. & 5.7 rpg.
 F – Dave Young, Jr., 8.0 ppg. & 3.6 rpg.
 G – Romain Sato, So., 16.1 ppg. & 6.6 rpg.
 G – Lionel Chalmers, So., 12.0 ppg. & 3.4 rpg. & 4.2 apg.

				XU AP			
Nov. 17	CC	W	72-41				Coastal Carolina
Nov. 24	N1	L	60-72				#5 Missouri
Nov. 28	A	W	87-58				Miami (Ohio)
Dec. 1	A	W	87-72				San Francisco
Dec. 5	A	L	66-70				Purdue
Dec. 8	CC	W	108-57				Long Island
Dec. 10	CC	W	57-48				Wisconsin
Dec. 14	CC	L	55-75				Cincinnati
Dec. 20	CC	W	62-56				Kent State
Dec. 22	A	W	72-65				Creighton
Dec. 31	CC	W	68-59				Siena
Jan. 5	A	W	66-59				Dayton (A-10)
Jan. 9	CC	W	88-58				Fordham (A-10)
Jan. 12	CC	W	72-62				Richmond (A-10)
Jan. 17	A	W	71-63				George Washington (A-10)
Jan. 19	A	W	71-67				La Salle (A-10)
Jan. 23	A	W	67-49				Rhode Island (A-10)
Jan. 26	CC	W	75-59				Dayton (A-10)
Jan. 30	CC	W	79-65				Duquesne (A-10)
Feb. 2	A	W	67-64				Richmond (A-10)
Feb. 9	A	L	79-80				St. Bonaventure (A-10)
Feb. 14	CC	W	89-75				George Washington (A-10)
Feb. 16	CC	W	84-77				Saint Joseph's (A-10)
Feb. 20	A	L	56-67				Temple (A-10)
Feb. 24	A	W	80-66				Duquesne (A-10)
Feb. 28	CC	W	68-53				La Salle (A-10)
Mar. 2	CC	W	72-52				Massachusetts (A-10)

ATLANTIC 10 CONFERENCE TOURNAMENT

Mar. 7	N2	W	65-59	24	Massachusetts (OT)
Mar. 8	N2	W	66-59	24	Dayton
Mar. 9	N2	W	73-60	24	Richmond

NCAA TOURNAMENT

Mar. 15	N3	W	70-58	22	#25 Hawaii
Mar. 17	N3	L	65-78	22	#3 Oklahoma

N1 - Conesco Fieldhouse (Indianapolis, Ind.)
 N2 - First Union Spectrum (Philadelphia, Pa.)
 N3 - American Airlines Arena (Dallas, Texas)

2002-03 (26-6, 15-1 A-10)



**ATLANTIC 10 CONFERENCE WEST DIVISION
REGULAR SEASON CHAMPIONS
NCAA TOURNAMENT SECOND ROUND**

F – David West, Sr., 20.1 ppg. & 11.8 rpg. & 3.2 apg.
F – Anthony Myles, Jr., 10.2 ppg. & 6.8 rpg.
G – Romain Sato, Jr., 18.1 ppg. & 7.1 rpg.
G – Lionel Chalmers, Jr., 12.0 ppg. & 2.7 rpg.
G – Dedrick Finn, Fr., 7.6 ppg. & 2.1 rpg. & 4.3 apg.

XU AP

Nov. 18	CC	W	87-48	10	Saint Peter's (NIT)
Nov. 20	A	L	62-63	11	Stanford (NIT)
Nov. 24	CC	W	93-64	11	Florida A&M
Dec. 3	CC	W	74-59	16	Purdue
Dec. 7	A	W	50-44	16	Cincinnati
Dec. 9	CC	W	68-58	16	Miami (Ohio)
Dec. 14	N1	L	61-71	13	#24 Mississippi State
Dec. 20	CC	W	87-58	21	Ball State
Dec. 23	A	W	96-88	21	Siena
Dec. 28	CC	W	84-60	24	Eastern Kentucky
Dec. 31	CC	W	75-73	19	#15 Creighton
Jan. 4	A	L	58-65	19	#1 Alabama
Jan. 7	CC	L	59-67	21	Richmond (A-10)
Jan. 11	CC	W	99-83	21	St. Bonaventure (A-10)
Jan. 14	CC	W	80-47	21	La Salle (A-10)
Jan. 18	A	W	86-73	21	Massachusetts (A-10)
Jan. 21	CC	W	93-58	21	Duquesne (A-10)
Jan. 25	A	W	75-61	21	Fordham (A-10)
Feb. 1	A	W	66-52	21	Richmond (A-10)
Feb. 4	A	W	80-68	20	George Wash. (A-10)
Feb. 8	CC	W	85-77	20	Dayton (A-10)
Feb. 15	CC	W	93-70	18	Rhode Island (A-10)
Feb. 19	A	W	93-71	14	La Salle (A-10)
Feb. 22	A	W	73-72	14	#25 Dayton (A-10)
Feb. 26	A	W	80-78	13	Duquesne (OT) (A-10)
Mar. 1	CC	W	71-70	13	George Wash. (A-10)
Mar. 5	A	W	88-80	11	Saint Joseph's (OT) (A-10)

ATLANTIC 10 CONFERENCE TOURNAMENT

Mar. 13	N2	W	78-73	10	George Washington
Mar. 14	N2	L	57-63	10	Temple

NCAA TOURNAMENT

Mar. 21	N3	W	71-59	12	Troy State
Mar. 23	N3	L	64-77	12	#17 Maryland

N1 - Madison Square Garden (New York, N.Y.)
 N2 - UD Arena (Dayton, Ohio)
 N3 - Gaylord Entertainment Center (Nashville, Tenn.)

2003-04 (26-11, 10-6 A-10)



**ATLANTIC 10 CONFERENCE TOURNAMENT CHAMPIONS
NCAA TOURNAMENT ELITE EIGHT**

F – Justin Doellman, Fr., 7.3 ppg. & 3.6 rpg.
F – Justin Cage, Fr., 4.6 ppg. & 3.4 rpg.
F – Anthony Myles, Sr., 10.6 ppg. & 6.9 rpg.
G – Lionel Chalmers, Sr., 16.6 ppg. & 3.3 rpg. & 3.2 apg.
G – Romain Sato, Sr., 16.3 ppg. & 8.0 rpg.

Note: 6th man Dedrick Finn (So.) led team at 3.4 apg.

XU AP

Nov. 15	CC	W	62-37	Coppin State (BCA Classic)
Nov. 16	CC	W	72-58	Mercer (BCA Classic)
Nov. 17	CC	W	76-66	Oakland (BCA Classic)
Nov. 25	A	L	63-75	Ball State
Nov. 29	N1	L	77-80	Indiana (OT)
Dec. 9	A	W	55-36	Miami (Ohio)
Dec. 13	A	L	70-82	Mississippi State
Dec. 20	CC	W	78-74	LA Lafayette
Dec. 23	A	L	61-68	Iowa State
Dec. 28	CC	W	75-58	Elon
Dec. 30	CC	W	93-76	Morehead State
Jan. 3	CC	W	68-47	Alabama
Jan. 11	A	W	81-67	Rhode Island (A-10)
Jan. 14	A	L	58-71	Duquesne (A-10)
Jan. 17	CC	L	73-81	#6 Saint Joseph's (A-10)
Jan. 21	CC	W	84-45	LaSalle (A-10)
Jan. 25	CC	L	44-53	Richmond (A-10)
Jan. 28	A	L	60-81	George Washington (A-10)
Jan. 31	A	L	67-74	Dayton (A-10)
Feb. 3	CC	W	71-69	#10 Cincinnati
Feb. 7	CC	W	74-52	Fordham (A-10)
Feb. 10	A	W	62-51	Richmond (A-10)
Feb. 14	CC	W	64-44	Massachusetts (A-10)
Feb. 18	A	W	78-68	La Salle (A-10)
Feb. 21	CC	W	67-60	Dayton (A-10)
Feb. 25	A	W	65-49	St. Bonaventure (A-10)
Feb. 28	CC	L	68-74	Duquesne (A-10)
Mar. 3	CC	W	83-66	George Washington (A-10)
Mar. 6	A	W	70-69	Temple (A-10)

ATLANTIC 10 CONFERENCE TOURNAMENT

Mar. 10	N2	W	90-64	St. Bonaventure
Mar. 11	N2	W	87-67	#1 Saint Joseph's
Mar. 12	N2	W	70-47	George Washington
Mar. 13	A	W	58-49	Dayton

NCAA TOURNAMENT


Mar. 19	N3	W	80-70	Louisville
Mar. 21	N3	W	89-74	#8 Mississippi St.
Mar. 26	N4	W	79-71	#12 Texas
Mar. 28	N4	L	63-66	#6 Duke

N1 - Conesco Fieldhouse (Indianapolis, Ind.)
 N2 - UD Arena (Dayton, Ohio)
 N3 - TD Waterhouse Centre (Orlando, Fla.)
 N4 - Georgia Dome (Atlanta, Ga.)

2004-05 (17-12, 10-6 A-10)



**Sean Miller
Head Coach**



F – Justin Cage, So., 11.1 ppg. & 5.6 rpg.
F – Justin Doellman, So., 10.9 ppg. & 6.0 rpg.
C – Brian Thornton, Jr., 10.7 ppg. & 5.8 rpg.
G – Stanley Burrell, Jr., 12.7 ppg. & 3.2 rpg.
G – Dedrick Finn, Jr., 8.1 ppg. & 2.2 rpg. & 4.2 apg.

XU AP

Nov. 19	CC	W	69-58	Oakland
Nov. 22	CC	L	54-66	Miami (Ohio)
Nov. 27	A	W	83-70	Miami (Fla.) (OT)
Nov. 30	CC	L	72-73	Creighton
Dec. 11	A	L	69-71	Tennessee
Dec. 18	CC	L	74-80	#20 Mississippi State
Dec. 21	CC	W	69-63	Lehigh
Dec. 28	CC	W	80-74	IPFW
Dec. 30	CC	W	69-46	Marshall
Jan. 3	CC	W	72-59	Iowa State
Jan. 8	A	L	86-90	Mass. (A-10) (3OT)
Jan. 12	CC	W	73-52	Duquesne (A-10)
Jan. 16	A	L	74-76	Fordham (A-10)
Jan. 19	CC	W	81-57	Richmond (A-10)
Jan. 22	CC	L	54-69	Temple (A-10)
Jan. 25	A	W	66-65	George Washington (A-10)
Jan. 29	A	L	59-67	Saint Joseph's (A-10)
Feb. 2	CC	W	62-50	La Salle (A-10)
Feb. 5	CC	W	77-63	Rhode Island (A-10)
Feb. 10	A	L	54-65	#21 Cincinnati
Feb. 13	A	W	83-72	Duquesne (A-10)
Feb. 16	CC	W	67-54	St. Bonaventure (A-10)
Feb. 19	A	L	55-59	Dayton (A-10)
Feb. 23	CC	W	81-62	George Washington (A-10)
Feb. 27	A	L	52-53	La Salle (A-10) (OT)
Mar. 2	A	W	73-64	Richmond (A-10)
Mar. 5	CC	W	74-65	Dayton (A-10)

ATLANTIC 10 CONFERENCE TOURNAMENT

Mar. 10	N1	W	83-70	La Salle
Mar. 11	N1	L	68-73	Saint Joseph's

N1 - U.S. Bank Arena (Cincinnati, Ohio)

2005-06 (21-11, 8-8 A-10)



**ATLANTIC 10 CONFERENCE TOURNAMENT CHAMPIONS
NCAA TOURNAMENT**

F – Josh Duncan, So., 9.1 ppg. & 4.2 rpg.
F – Justin Cage, Jr., 10.5 ppg. & 5.4 rpg.
C – Justin Doellman, Jr., 11.0 ppg. & 6.7 rpg.
G – Stanley Burrell, So., 14.4 ppg. & 2.9 rpg. & 3.3 apg.
G – Johnny Wolf, Fr., 3.7 ppg. & 1.5 rpg. & 2.0 apg.

*C – Brian Thornton, Sr., 15.3 ppg. & 6.8 rpg.
 * Started the first 21 games before suffering a season-ending injury on Feb. 11 vs. La Salle.
 Note: 6th man Dedrick Finn (Sr.) led team at 4.0 apg., although he did not play in any of the final eight games.

XU AP

Nov. 19	CC	W	80-35	Eastern Illinois
Nov. 26	N1	W	74-55	Purdue
Nov. 29	CC	W	81-56	Coppin State
Dec. 3	N2	L	62-65	#12 Illinois
Dec. 7	CC	W	79-51	Florida A&M
Dec. 11	A	W	75-65	Miami (Ohio)
Dec. 18	A	L	59-61	Creighton
Dec. 22	CC	W	78-54	Troy
Dec. 29	CC	W	73-56	Southern
Jan. 4	A	W	62-58	Saint Joseph's (A-10)
Jan. 7	CC	W	99-71	St. Bonaventure (A-10)
Jan. 9	CC	W	82-63	Eastern Kentucky
Jan. 14	A	W	78-65	Charlotte (A-10)
Jan. 19	CC	W	73-71	Cincinnati (OT)
Jan. 22	CC	L	54-59	Saint Louis (A-10)
Jan. 25	A	L	79-81	Temple (A-10)
Jan. 28	CC	W	60-55	Dayton (A-10)
Feb. 2	CC	L	85-89	#10 George Wash. (A-10)
Feb. 5	A	L	47-61	Saint Louis (A-10)
Feb. 8	A	W	63-51	Richmond (A-10)
Feb. 11	CC	L	70-79	La Salle (A-10)
Feb. 15	CC	W	84-64	Fordham (A-10)
Feb. 18	CC	W	91-70	Duquesne (A-10)
Feb. 21	A	L	62-66	Dayton (A-10)
Feb. 25	A	W	85-76	Rhode Island (A-10)
Feb. 28	CC	L	58-68	Saint Joseph's (A-10)
Mar. 4	A	L	56-65	Massachusetts (A-10)

ATLANTIC 10 CONFERENCE TOURNAMENT

Mar. 8	N3	W	75-66	Massachusetts
Mar. 9	N3	W	59-55	Charlotte
Mar. 10	N3	W	70-59	Fordham
Mar. 11	N3	W	62-61	Saint Joseph's

NCAA TOURNAMENT

Mar. 16	N4	L	75-79	Gonzaga
---------	----	---	-------	---------

N1 - Wooden Tradition at Conesco Fieldhouse (Indianapolis, Ind.)
 N2 - United Center (Chicago, Ill.)
 N3 - U.S. Bank Arena (Cincinnati, Ohio)
 N4 - Jon M. Huntsman Center (Salt Lake City, Utah)

2006-07 (25-9, 13-3 A-10)



ATLANTIC 10 CONFERENCE
REGULAR SEASON CO-CHAMPIONS
NCAA TOURNAMENT SECOND ROUND

F - Justin Doellman, Sr., 13.7 ppg. & 5.5 rpg.
F - Justin Cage, Sr., 10.5 ppg. & 5.4 rpg.
F - Brandon Cole, Sr., 5.8 ppg & 4.7 rpg.
G - Stanley Burrell, Jr., 12.4 ppg. & 2.0 rpg. & 2.4 apg.
G - Drew Lavender, Jr., 11.2 ppg. & 2.4 rpg. & 4.8 apg.
*F - Josh Duncan, Jr., 9.3 ppg. & 3.4 rpg.
Note: Duncan started the first 20 games

XU AP				
Nov. 11	CC	W	79-46	Coastal Carolina
Nov. 17	N1	W	70-67	Virginia Commonwealth
Nov. 19	N1	W	71-66	Villanova
Nov. 20	N1	L	56-63	#8 Alabama
Nov. 25	CC	W	86-68	American
Nov. 29	CC	W	68-53	Miami (Ohio)
Dec. 2	CC	W	95-61	Western Carolina
Dec. 5	CC	W	88-55	24 Detroit
Dec. 9	A	L	67-73	24 Creighton
Dec. 13	A	L	57-67	Cincinnati
Dec. 16	CC	W	76-58	Arizona State
Dec. 20	CC	L	67-68	Bucknell
Dec. 29	N2	W	65-59	Illinois
Jan. 3	N2	W	76-66	Kansas State
Jan. 6	CC	W	76-68	Temple (A-10)
Jan. 11	A	W	71-56	Fordham (A-10)
Jan. 13	A	L	65-76	Saint Louis (A-10)
Jan. 18	CC	W	83-77	Massachusetts (A-10)
Jan. 21	A	L	74-82	Saint Joseph's (A-10)
Jan. 24	A	W	92-66	St. Bonaventure (A-10)
Jan. 27	CC	W	83-67	Dayton (A-10)
Jan. 31	A	L	91-93	Duquesne (A-10)
Feb. 3	CC	W	91-57	Charlotte (A-10)
Feb. 7	CC	W	76-57	Saint Louis (A-10)
Feb. 10	A	W	87-58	George Washington (A-10)
Feb. 17	CC	W	71-50	Richmond (A-10)
Feb. 21	CC	W	98-72	Rhode Island (A-10)
Feb. 24	A	W	75-67	Dayton (A-10)
Feb. 28	CC	W	72-62	Saint Joseph's (A-10)
Mar. 3	A	W	76-65	La Salle (A-10)
ATLANTIC 10 CONFERENCE TOURNAMENT				
Mar. 8	N3	W	72-51	Dayton
Mar. 9	N3	L	71-79	Rhode Island
NCAA TOURNAMENT				
Mar. 15	N4	W	79-77	Brigham Young
Mar. 17	N4	L	71-78	#1 Ohio State (OT)
N1	U.S. Virgin Islands Paradise Jam (St. Thomas, V.I.)			
N2	U.S. Bank Arena (Cincinnati, Ohio)			
N3	Boardwalk Hall (Atlantic City, N.J.)			
N4	Rupp Arena (Lexington, Ky.)			

2007-08 (30-7, 14-2 A-10)




ATLANTIC 10 CONFERENCE
REGULAR SEASON CHAMPIONS
NCAA TOURNAMENT ELITE EIGHT

F - Josh Duncan, Sr., 12.4 ppg. & 4.7 rpg.
F - Derrick Brown, So., 10.9 ppg. & 6.5 rpg.
G - Drew Lavender, Sr., 10.8 ppg. & 2.7 rpg. & 4.5 apg.
F - C.J. Anderson, Jr., 10.7 ppg. & 5.9 rpg.
G - Stanley Burrell, Sr., 9.7 ppg. & 2.2 rpg & 3.8 apg.
*C - Jason Love, So., 6.0 ppg. & 5.5 rpg.
Note: Love started 21 out of the last 26 games

XU AP				
Nov. 10	CC	W	90-59	Southeast Missouri State
Nov. 13	A	L	57-59	Miami (Ohio)
Nov. 20	CC	W	98-49	Coppin State
Nov. 23	N1	W	78-65	Kent State
Nov. 24	N1	W	80-65	#8 Indiana
Nov. 28	CC	W	93-68	Oakland
Dec. 1	CC	W	90-49	23 Belmont
Dec. 5	CC	W	79-66	21 Creighton
Dec. 12	CC	W	64-59	17 Cincinnati
Dec. 15	A	L	55-77	17 Arizona State
Dec. 22	CC	L	75-82	#12 Tennessee
Dec. 28	CC	W	65-33	Delaware State
Dec. 31	N2	W	103-77	Kansas State
Jan. 3	CC	W	108-70	Virginia
Jan. 6	A	W	80-57	Auburn
Jan. 9	CC	W	83-68	24 St. Bonaventure (A-10)
Jan. 12	CC	W	68-50	Fordham (A-10)
Jan. 16	A	L	59-78	20 Temple (A-10)
Jan. 19	A	W	74-66	20 George Wash. (A-10)
Jan. 24	CC	W	69-43	23 #16 Dayton (A-10)
Jan. 27	A	W	77-65	23 Massachusetts (A-10)
Feb. 2	CC	W	75-62	15 La Salle (A-10)
Feb. 7	A	W	70-68	13 Saint Louis (A-10)
Feb. 10	CC	W	76-72	13 Saint Joseph's (A-10)
Feb. 13	A	W	62-60	12 Charlotte (A-10)
Feb. 18	A	W	81-77	10 Rhode Island (A-10)
Feb. 21	CC	W	75-48	10 Duquesne (A-10)
Feb. 24	A	W	57-51	10 Dayton (A-10)
Mar. 1	CC	W	66-56	9 George Wash. (A-10)
Mar. 6	A	L	66-71	8 Saint Joseph's (A-10)
Mar. 8	CC	W	86-61	8 Richmond (A-10)
ATLANTIC 10 CONFERENCE TOURNAMENT				
Mar. 13	N3	W	74-65	10 Dayton
Mar. 14	N3	L	53-61	10 Saint Joseph's
NCAA TOURNAMENT				
Mar. 20	N4	W	73-61	12 Georgia
Mar. 22	N4	W	85-78	12 #20 Purdue
Mar. 27	N5	W	79-75	12 West Virginia (OT)
Mar. 29	N5	L	57-76	12 #3 UCLA
N1	Sears Centre (Hoffman Estates, Ill.)			
N2	U.S. Bank Arena (Cincinnati, Ohio)			
N3	Boardwalk Hall (Atlantic City, N.J.)			
N4	Verizon Center (Washington D.C.)			
N5	U.S. Airways Center (Phoenix, A.Z.)			


2008-09 (27-8, 12-4 A-10)



ATLANTIC 10 CONFERENCE
REGULAR SEASON CHAMPIONS
NCAA TOURNAMENT SWEET 16

F - Derrick Brown, Jr., 13.7 ppg. & 6.1 rpg.
F - C. J. Anderson, Sr., 9.9 ppg. & 5.5 rpg.
C - Jason Love, Jr., 6.7 ppg. & 5.9 rpg.
G - B.J. Raymond, Sr., 14.1 ppg. & 4.1 rpg.
G - Dante' Jackson, So., 6.6 ppg. & 3.5 rpg. & 2.7 apg.

XU AP				
Nov. 14	CC	W	71-43	IPFW
Nov. 17	CC	W	81-65	Toledo
Nov. 20	N1	W	75-71	Missouri
Nov. 21	N1	W	63-62	Virginia Tech (OT)
Nov. 23	N1	W	63-58	#13 Memphis
Nov. 29	CC	W	60-53	16 Miami (Ohio)
Dec. 3	CC	W	81-74	14 Auburn
Dec. 10	CC	W	78-56	10 Ohio
Dec. 13	A	W	76-66	10 Cincinnati
Dec. 20	N2	L	64-82	7 #6 Duke
Dec. 23	CC	L	65-74	14 Butler
Dec. 31	CC	W	78-57	22 Robert Morris
Jan. 3	A	W	84-70	22 Virginia
Jan. 8	CC	W	70-44	16 Saint Louis (A-10)
Jan. 11	A	W	86-60	16 Fordham (A-10)
Jan. 15	A	W	67-65	15 Rhode Island (A-10)
Jan. 18	CC	W	73-53	15 La Salle (A-10)
Jan. 21	A	W	84-64	15 St. Bonaventure (A-10)
Jan. 24	A	W	80-70	15 LSU
Jan. 28	CC	W	69-47	10 Charlotte (A-10)
Jan. 31	CC	W	82-80	10 Massachusetts (A-10)
Feb. 5	CC	W	83-74	9 Temple (A-10)
Feb. 7	A	L	68-72	9 Duquesne (A-10)
Feb. 11	A	L	58-71	14 Dayton (A-10)
Feb. 14	CC	W	88-53	14 Fordham (A-10)
Feb. 19	A	L	60-65	16 Charlotte (A-10)
Feb. 22	CC	W	71-53	16 George Wash. (A-10)
Feb. 26	A	W	68-54	19 Saint Joseph's (A-10)
Mar. 5	CC	W	76-59	17 Dayton (A-10)
Mar. 7	A	L	75-80	17 Richmond (A-10)
ATLANTIC 10 CONFERENCE TOURNAMENT				
Mar. 12	N3	W	66-47	19 Saint Louis
Mar. 13	N3	L	53-55	19 Temple
NCAA TOURNAMENT				
Mar. 20	N4	W	77-59	20 Portland State
Mar. 22	N4	W	60-49	20 Wisconsin
Mar. 26	N5	L	55-60	20 #4 Pittsburgh
N1	Coliseo de Puerto Rico (San Juan, P.R.)			
N2	Izod Center (East Rutherford, N. J.)			
N3	Boardwalk Hall (Atlantic City, N. J.)			
N4	Taco Bell Arena (Boise, Idaho)			
N5	TD Banknorth Garden (Boston, Mass.)			



The winning continued last season for the Xavier Musketeers. Xavier won its third straight Atlantic 10 Conference Regular Season Championship. Xavier also won the Puerto Rico Tip-Off Classic Championship last season with wins over Missouri, Virginia Tech and Memphis. The winning continued in the postseason as Xavier earned a spot in the Sweet 16 of the 2009 NCAA Tournament. That followed on the heels of NCAA Elite Eight run in 2008.

Year	Record	Conference Record (Finish)	Postseason	Home Attendance Avg. (Sell-outs/Home Games)
2008-09	27-8	12-4 (First in A-10)	NCAA Sweet 16	10,097 (11/15)
2007-08	30-7	14-2 (First in A-10)	NCAA Elite Eight	10,008 (9/17)
2006-07	25-9	13-3 (T-First in A-10)	NCAA Second Round	9,910 (5/15)
2005-06	21-11	8-8 (T-Seventh in A-10)*	NCAA Tournament	9,775 (4/15)
2004-05	17-12	10-6 (T-Second in A-10 West)		10,027 (7/16)
2003-04	26-11	10-6 (T-Third in A-10 West)*	NCAA Elite Eight	9,902 (8/16)
2002-03	26-6	15-1 (First in A-10 West)	NCAA Second Round	10,181 (14/15)
2001-02	26-6	14-2 (First in A-10 West)*	NCAA Second Round	10,224 (13/14)
2000-01	21-8	12-4 (T-Second in A-10)	NCAA Tournament	10,072 (12/14)
1999-00	21-12	9-7 (T-Second in A-10 West)	NIT Second Round	9,072 (4/15)
1998-99	25-11	12-4 (Second in A-10 West)	NIT Third Place	9,540 (6/16)
1997-98	22-8	11-5 (T-First in A-10 West)*	NCAA Tournament	9,924 (10/14)
1996-97	23-6	13-3 (First in A-10 West)	NCAA Second Round	9,436 (5/14)
1995-96	13-15	8-8 (Third in A-10 West)		8,871 (5/14)
1994-95	23-5	14-0 (First in MCC)	NCAA Tournament	8,201 (2/14)
1993-94	22-8	8-2 (First in MCC)	NIT Quarterfinals	6,943 (1/16)
1992-93	24-6	12-2 (T-First in MCC)	NCAA Second Round	7,236 (1/13)
1991-92	15-12	7-3 (T-Second in MCC)		8,296 (1/14)
1990-91	22-10	11-3 (First in MCC)*	NCAA Second Round	6,812 (1/15)
1989-90	28-5	12-2 (First in MCC)	NCAA Sweet 16	7,757 (2/14)
1988-89	21-12	7-5 (Third in MCC)*	NCAA Tournament	4,411 (0/15)
1987-88	26-4	9-1 (First in MCC)*	NCAA Tournament	5,853 (1/15)
1986-87	19-13	7-5 (T-Third in MCC)*	NCAA Second Round	3,213 (0/15)
1985-86	25-5	10-2 (First in MCC)*	NCAA Tournament	5,171 (1/14)
1984-85	16-13	7-7 (Fifth in MCC)		4,644 (0/13)
1983-84	22-11	9-5 (Third in MCC)	NIT Quarterfinals	4,788 (0/15)
1982-83	22-8	10-4 (T-Second in MCC)*	NCAA Tournament	3,002 (0/15)

27-Year Totals 608-242 (.715) 284-104 (.732) Regular Season 19 NCAA Tournaments/4 NIT


* Won Conference Tournament Championship

* Xavier made its fourth straight NCAA Tournament appearance in 2009 and its eighth in the last nine years.

* Xavier made its 23rd postseason appearance in the last 27 years, including its 19th NCAA Tournament berth during that time. XU only made the NCAA Tournament field one time (1961) before the 1982-83 season.

* Xavier, a school record 30-7 for the 2007-08 season and 27-8 for the 2008-09 season, has recorded four straight 20-win seasons and 12 in the last 13 years.

* Xavier has won four Atlantic 10 Tournament Championships in its first 14 seasons in the A-10 (2006, 2004, 2002 and 1998). Xavier has won or shared 14 regular season conference championships over the last 27 years (seven A-10 and seven MCC), while winning 10 conference tournament championships (four A-10 and six MCC).



ALL-TIME COACHES (RANKED BY TOTAL WINS)

Name (Alma Mater)	Seasons	Games	Wins	Losses	Win %	Postseason Play			
						NCAA	NIT	MCC	A-10
Pete Gillen (Fairfield)	9 (1985-94)	277	202	75	.729	5-7	2-1	17-4	0-0
Skip Prosser (Merchant Marine Acad.)	7 (1994-01)	213	148	65	.695	1-4	5-2	0-1	6-5
Sean Miller (Pittsburgh)	5 (2004-09)	167	120	47	.719	6-4	0-0	0-0	8-4
Clem Crowe (Notre Dame)	10 (1933-43)	174	96	78	.552	0-0	0-0	0-0	0-0
Joe Meyer (Xavier)	13 (1920-33)	146	94	52	.644	0-0	0-0	0-0	0-0
Jim McCafferty (Loyola, La.)	6 (1957-63)	162	91	71	.562	0-1	4-0	0-0	0-0
Ned Wulk (LaCrosse)	6 (1951-57)	159	89	70	.560	0-0	2-2	0-0	0-0
Bob Staak (Connecticut)	6 (1979-85)	174	88	86	.506	0-1	2-1	7-5	0-0
Thad Matta (Butler)	3 (2001-04)	101	78	23	.772	5-3	0-0	0-0	8-1
Lew Hirt (DePauw)	5 (1946-51)	137	76	61	.555	0-0	0-0	0-0	0-0
Tay Baker (Cincinnati)	6 (1973-79)	159	70	89	.440	0-0	0-0	0-0	0-0
Don Ruberg (Xavier)	4 (1963-67)	103	52	51	.505	0-0	0-0	0-0	0-0
George Krajack (Clemson)	4 (1967-71)	103	34	69	.330	0-0	0-0	0-0	0-0
Dick Campbell (Furman)	2 (1971-73)	52	15	37	.288	0-0	0-0	0-0	0-0
Ed Burns (Xavier)	1 (1945-46)	19	3	16	.158	0-0	0-0	0-0	0-0
Harry Gilligan (Xavier)	1 (1919-20)	1	0	1	.000	0-0	0-0	0-0	0-0
Musketeer Totals	88 (1919-43/45-2009)	2,147	1,256	891	.585	17-20	15-6	24-10	22-10



Chris Mack will start to make his mark on the Xavier head coaching chart when he opens his head coaching career on Friday, Nov. 13, against Youngstown State. Mack played for former Xavier head coaches Pete Gillen and Skip Prosser and coached with Prosser and Sean Miller.

Xavier All-Time Coaching Wins Top Dozen



1 - PETE GILLEN



2 - SKIP PROSSER



3 - SEAN MILLER



4 - CLEM CROWE



5 - JOE MEYER



6 - JIM MCCAFFERTY



7 - NED WULK



8 - BOB STAAK



9 - THAD MATTA



10 - LEW HIRT



11 - TAY BAKER



12 - DON RUBERG