

ALPINE SKIING LADIES' SKI ALPIN DAMES



*Laure Pequegnot, FRA, Slalom*

---

M I C H A E L S E A M A N S



## Ladies' Alpine Skiing Contents

### General

Course Plans	Ladies' Downhill
Snowbasin Ski Area	Ladies' Combined
	Ladies' Super-G
Park City Mountain Resort	Ladies' Giant Slalom
Deer Valley Resort	Ladies' Slalom
Medallists by Event	
Medal Standings	

### Downhill

Program (DH)  
 Entry List by NOC  
 Start List (DH)  
 Official Results (DH)  
 Penalty Calculation (DH)  
 FIS WCSL List (DH)

### Slalom

Program (SL)  
 Entry List by NOC  
 Start List - 1st Run (SL)  
 Official Results - 1st Run (SL)  
 Start List - 2nd Run (SL)  
 Official Results - 2nd Run (SL)  
 Penalty Calculation (SL)  
 FIS WCSL List (SL)

### Giant Slalom

Program (GS)  
 Entry List by NOC  
 Start List - 1st Run (GS)  
 Official Results - 1st Run (GS)  
 Start List - 2nd Run (GS)  
 Official Results - 2nd Run (GS)  
 Penalty Calculation (GS)  
 FIS WCGS List (GS)

### Super G

Program (SG)  
 Entry List by NOC  
 Start List (SG)  
 Official Results (SG)  
 Penalty Calculation (SG)  
 FIS WCSL List (SG)



**Combined**

- Program (K)
- Start List (KSL1)
- Start List (KSL2)
- Official Results (KSL)
- Penalty Calculation (KSL)
- Start List (KDH)
- Official Results (KDH)
- Penalty Calculation (KDH)
- Official Results Combined

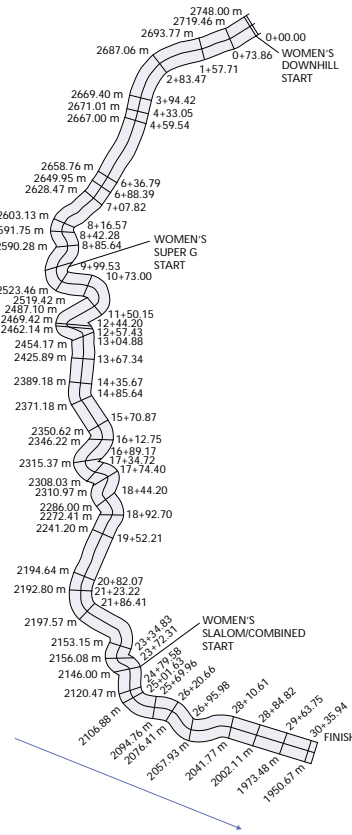
**Overall WCL FIS List**



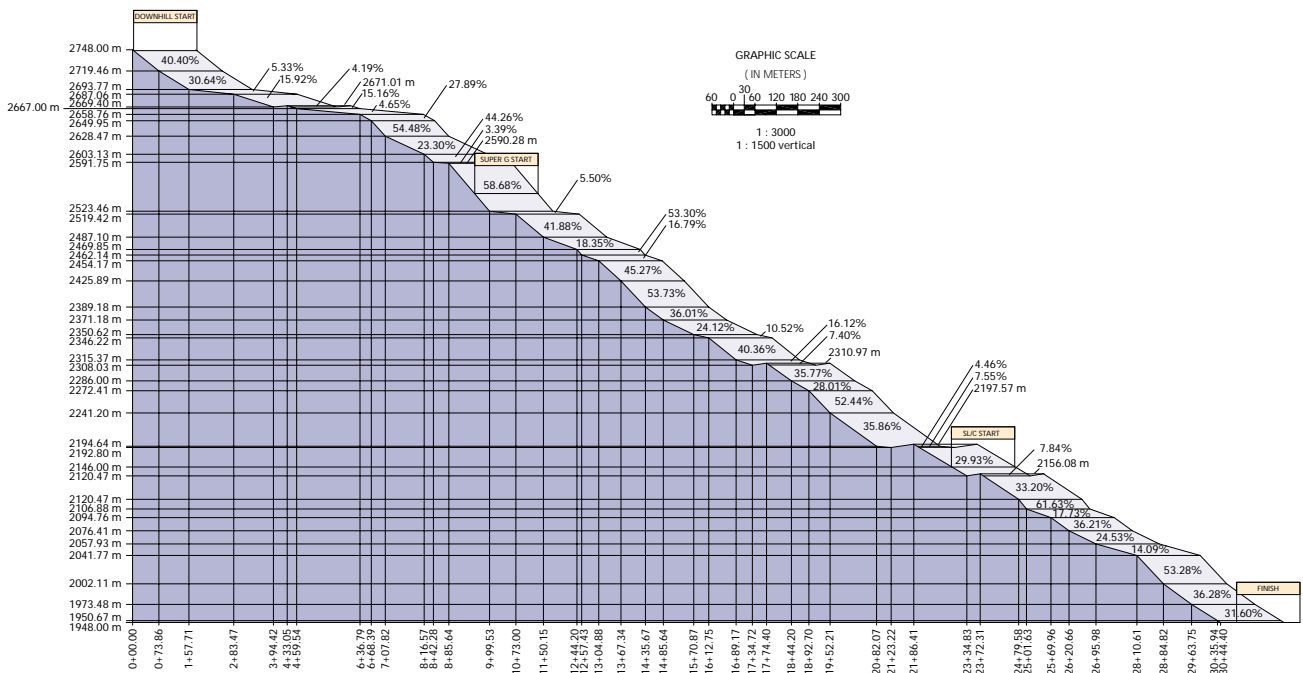
**Snowbasin Ski Area**  
 Domaine skiable de  
 Snowbasin

**Women's Downhill,  
 Women's Combined,  
 Women's Super-G**  
 Descente dames, Descente  
 combine dames, super-G  
 dames

Plan | Carte



Profile | Profil



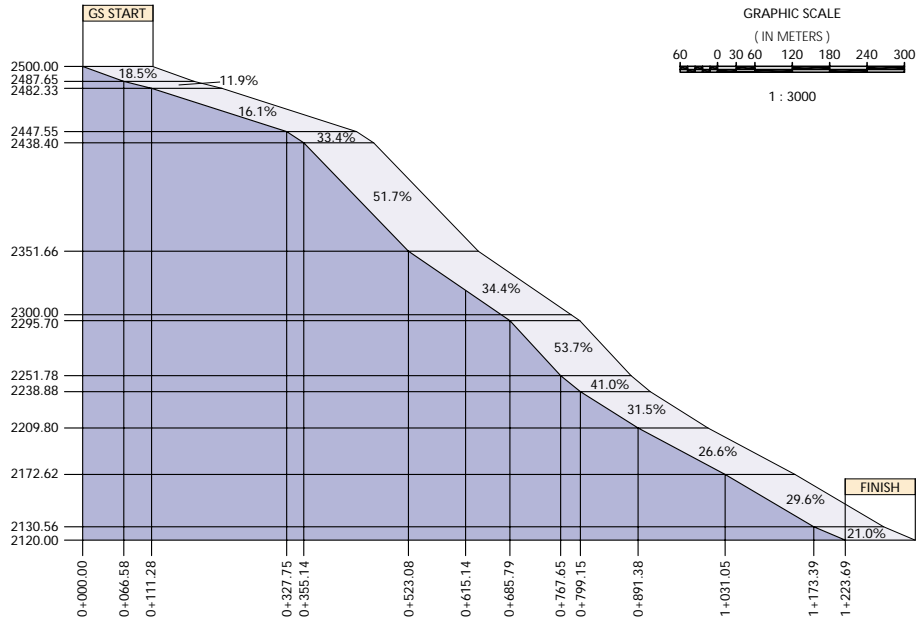




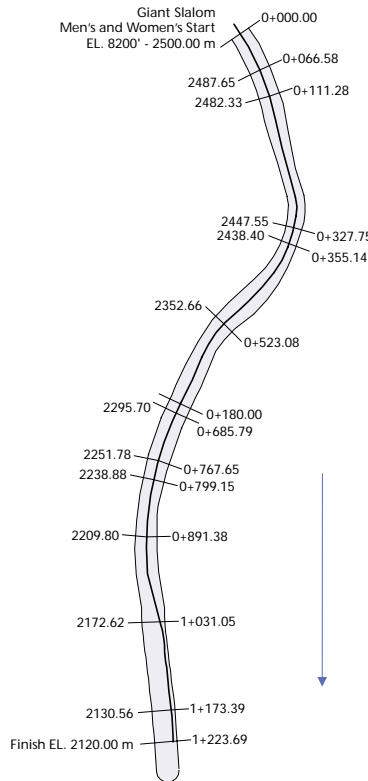
**Park City Mountain Resort** Giant Slalom,  
*Station de montagne de Park City*

*Slalom géant, Slalom géant*

Profile | Profil



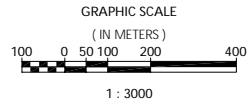
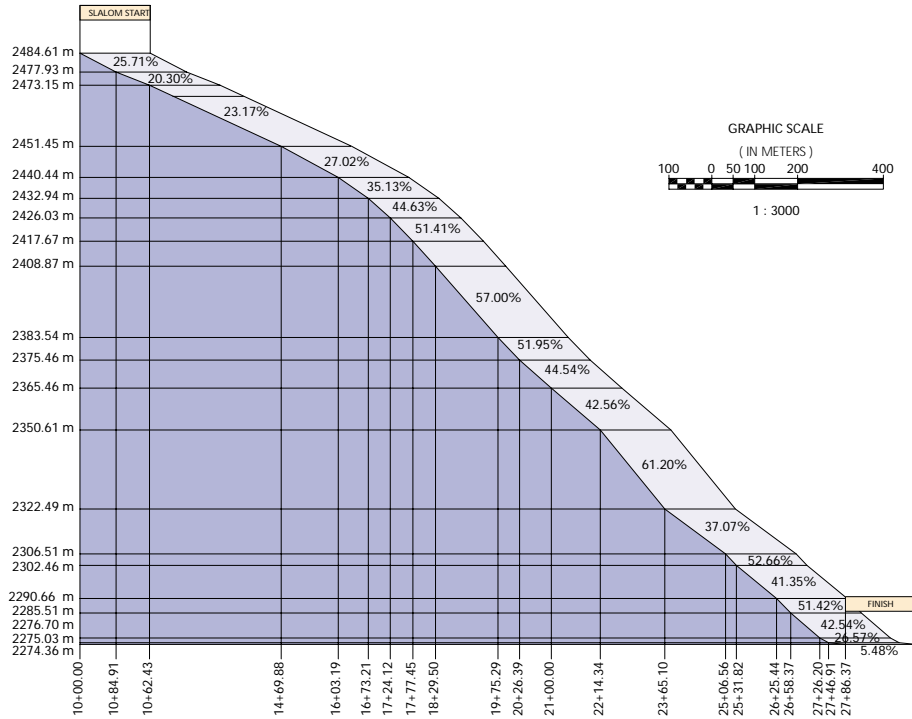
Plan | Carte



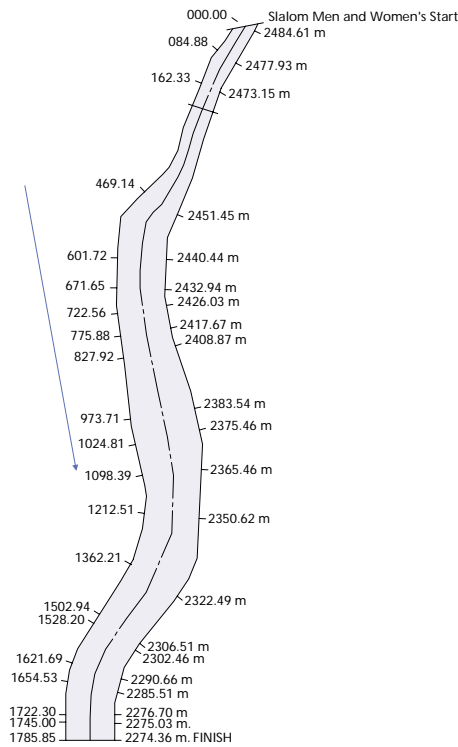


**Deer Valley Resort** | Slalom  
 Station de Deer Valley | Slalom

Profile | Profil



Plan | Carte





## MEDALISTS BY EVENT / MÉDAILLÉES PAR ÉPREUVE

AFTER 9 OF 10 EVENTS  
APRÈS 9 DES 10 ÉPREUVES

As of FRI 22 FEB 2002 / État au VEN 22 FEV 2002

Event Name	Date	Medal	Name	NOC
Men's Downhill	10 FEB 2002	Gold	STROBL Fritz	Austria
		Silver	KJUS Lasse	Norway
		Bronze	EBERHARTER Stephan	Austria
Ladies' Downhill	12 FEB 2002	Gold	MONTILLET Carole	France
		Silver	KOSTNER Isolde	Italy
		Bronze	GOETSCHL Renate	Austria
Men's Combined	13 FEB 2002	Gold	AAMODT Kjetil Andre	Norway
		Silver	MILLER Bode	United States of America
		Bronze	RAICH Benjamin	Austria
Ladies' Combined	14 FEB 2002	Gold	KOSTELIC Janica	Croatia
		Silver	GOETSCHL Renate	Austria
		Bronze	ERTL Martina	Germany
Men's Super-G	16 FEB 2002	Gold	AAMODT Kjetil Andre	Norway
		Silver	EBERHARTER Stephan	Austria
		Bronze	SCHIFFERER Andreas	Austria
Ladies' Super-G	17 FEB 2002	Gold	CECCARELLI Daniela	Italy
		Silver	KOSTELIC Janica	Croatia
		Bronze	PUTZER Karen	Italy
Ladies' Slalom	20 FEB 2002	Gold	KOSTELIC Janica	Croatia
		Silver	PEQUEGNOT Laure	France
		Bronze	PAERSON Anja	Sweden
Men's Giant Slalom	21 FEB 2002	Gold	EBERHARTER Stephan	Austria
		Silver	MILLER Bode	United States of America
		Bronze	KJUS Lasse	Norway
Ladies' Giant Slalom	22 FEB 2002	Gold	KOSTELIC Janica	Croatia
		Silver	PAERSON Anja	Sweden
		Bronze	NEF Sonja	Switzerland

Completed events	Events still to be held
Men's Downhill Ladies' Downhill Men's Combined Ladies' Combined Men's Super-G Ladies' Super-G Ladies' Slalom Men's Giant Slalom Ladies' Giant Slalom	Men's Slalom

22-02-2002 / Park City (USA) / 6416



## MEDAL STANDINGS / CLASSEMENT PAR MÉDAILLES

AFTER 9 OF 10 EVENTS  
APRÈS 9 DES 10 ÉPREUVES

As of FRI 22 FEB 2002 / État au VEN 22 FEV 2002

Rank	Nation	NOC	Men				Ladies				Total				Rank by Total
			Gold	Silver	Bronze	Total	Gold	Silver	Bronze	Total	Gold	Silver	Bronze	Total	
1	Croatia	CRO	–	–	–	–	3	1	–	4	3	1	–	4	2
2	Austria	AUT	2	1	3	6	–	1	1	2	2	2	4	8	1
3	Norway	NOR	2	1	1	4	–	–	–	–	2	1	1	4	2
4	Italy	ITA	–	–	–	–	1	1	1	3	1	1	1	3	4
5	France	FRA	–	–	–	–	1	1	–	2	1	1	–	2	5
6	United States of America	USA	–	2	–	2	–	–	–	–	–	2	–	2	5
7	Sweden	SWE	–	–	–	–	–	1	1	2	–	1	1	2	5
8	Germany	GER	–	–	–	–	–	–	1	1	–	–	1	1	8
8	Switzerland	SUI	–	–	–	–	–	–	1	1	–	–	1	1	8
<b>Total</b>			<b>4</b>	<b>4</b>	<b>4</b>	<b>12</b>	<b>5</b>	<b>5</b>	<b>5</b>	<b>15</b>	<b>9</b>	<b>9</b>	<b>9</b>	<b>27</b>	

Completed events	Events still to be held
Men's Downhill Ladies' Downhill Men's Combined Ladies' Combined Men's Super-G Ladies' Super-G Ladies' Slalom Men's Giant Slalom Ladies' Giant Slalom	Men's Slalom

**PROGRAM / PROGRAMME****LADIES' DOWNHILL  
DESCENTE DAMES**

SNOWBASIN SKI AREA TUE 12 FEB 2002 / MAR 12 FEV 2002 START TIME / HEURE DE DÉPART 10:00

<b>Jury Inspection:</b> Place: John Paul Quad	06:45 hrs
<b>Radios:</b> Jury Room Liaison Coaches: for DH and DHK AUT / GER / ITA	From 06:00 hrs
<b>Lift open:</b>	From 06:30 hrs
<b>Warm up and training area:</b>	As announced
<b>Inspection (one):</b>	08:00 – 08:30 hrs
<b>Entry for racers closed:</b>	08:20 hrs
<b>Photographers on place:</b>	09:00 hrs
<b>Entry for all closed:</b>	09:40 hrs
<b>Coaches on place:</b>	09:43 hrs
<b>POV Camera: 3</b> 1st camera racer	09:48 hrs
<b>Forerunners:</b> 6 – Start Time:	09:53 hrs
<b>Start Time racer nr. 1:</b>	10:00 hrs
<b>Start Interval:</b>	1 – 30: 2 Minutes from 31: 1 Minute 15 Seconds
<b>Television breaks:</b>	After 15 and 22: 4 minutes
<b>Yellow zones place:</b>	2 in place
<b>Slip crews:</b>	Continuous
<b>Intermediate times:</b>	5 + 1 speed
<b>Prize giving ceremony:</b>	Flower Ceremony: After Training DHK Finish Medal Ceremony: Salt Lake Medals' Plaza at 20:00 hrs
<b>Public draw:</b>	
<b>Press conference</b>	Immediately following Flower Ceremony in Media Interview Room
<b>Doping Control</b>	Announcement
<b>Course setter at start:</b> 1st run Nat: 2nd run Nat:	Name(s):
<b>Next team captains meeting</b>	13 February 2002, 17:00 hrs (for Combined)
<b>Miscellaneous</b> NO MOVEMENT 10 minutes after DH race: Training for Combined (1 Forerunner); Interval: 1 Minute	



## ENTRY LIST BY NOC / LISTE DES PARTICIPANTS PAR CNO

LADIES' DOWNHILL  
DESCENTE DAMES

SNOWBASIN SKI AREA TUE 12 FEB 2002 / MAR 12 FEV 2002 START TIME / HEURE DE DÉPART 10:00

Number of Competitors: 39

NOC	FIS Code	Name	FIS Points (February 2002 List)							
			DH		SL		GS		SG	
ARG	35089	SIMARI BIRKNER Macarena	63.15	(216)	51.82	(451)	41.61	(300)	41.97	(124)
	35079	SIMARI BIRKNER Maria Belen	70.02	(255)	39.08	(266)	38.78	(259)	60.45	(265)
AUS	45053	JONES Alice	33.53	(95)	42.65	(317)	40.26	(275)	49.88	(174)
	45071	OWENS Jenny	23.32	(61)	31.92	(187)	26.36	(124)	34.18	(92)
AUT	55198	DORFMEISTER Michaela	2.68	(3)	35.54	(221)	1.07	(2)	2.58	(5)
	55069	GOETSCHL Renate	1.33	(2)	5.71	(26)	17.73	(50)	0.00	(1)
	55290	HEREGGER Selina	4.10	(7)	31.14	(179)	5.71	(25)	5.47	(24)
	55261	OBERMOSER Brigitte	4.18	(8)	47.98	(394)	5.23	(17)	4.77	(20)
CAN	105859	BOUCHER Sara-Maude	25.56	(71)	26.08	(139)	30.45	(163)	34.19	(93)
	105662	LEFRANCOIS Anne Marie	13.79	(38)	46.16	(368)	48.07	(381)	26.28	(63)
	105546	TURGEON Melanie	5.02	(15)	42.68	(319)	61.50	(610)	2.96	(7)
CZE	155336	MARTINOVOVA Gabriela	38.10	(112)	54.16	(477)	66.28	(695)	46.04	(144)
FRA	195671	JACQUEMOD Ingrid	5.86	(26)	86.47	(1075)	20.58	(71)	5.91	(27)
	195374	MONTILLET Carole	4.32	(9)	119.95	(1788)	5.29	(18)	1.70	(4)
	195503	SUCHET Melanie	5.01	(14)	–		21.80	(85)	4.97	(21)
GBR	225206	ALCOTT Chimene	34.73	(99)	23.76	(121)	24.07	(104)	47.98	(159)
GER	205043	BRAUNER Sibylle	5.99	(30)	80.39	(960)	43.44	(331)	18.20	(41)
	205117	GERG Hilde	2.85	(4)	38.69	(262)	20.65	(72)	1.35	(2)
	205392	HAEUSL Regina	5.20	(18)	130.43	(2003)	39.44	(267)	6.00	(31)
	205119	HALTMAYR Petra	5.52	(20)	29.66	(165)	23.80	(98)	3.77	(12)
ISL	255098	KRISTJANSOTTIR Dagny L.	58.29	(190)	50.51	(433)	35.72	(217)	46.58	(149)
ITA	295463	BASSIS Patrizia	5.94	(29)	108.74	(1546)	47.47	(374)	15.43	(37)
	295136	CECCARELLI Daniela	5.17	(16)	139.47	(2159)	42.98	(323)	3.30	(9)
	295588	KOSTNER Isolde	0.00	(1)	–		21.03	(76)	3.52	(10)
	295533	RECCHIA Lucia	5.81	(25)	38.62	(260)	33.02	(182)	16.88	(40)
NOR	425077	MARKEN Ingeborg Helen	4.63	(10)	68.53	(746)	76.49	(889)	31.15	(81)
ROM	465045	MUNTEANU Alexandra	54.58	(175)	79.55	(946)	42.74	(315)	52.98	(203)
RUS	485062	ZELENSKAJA Warwara	17.51	(46)	–		258.57	(3218)	5.91	(27)
SLO	565136	BRACUN Spela	24.79	(69)	70.07	(774)	21.62	(82)	22.28	(50)

12-02-2002 / Snowbasin (USA) / 6411



## ENTRY LIST BY NOC / LISTE DES PARTICIPANTS PAR CNO

### LADIES' DOWNHILL DESCENTE DAMES

SNOWBASIN SKI AREA TUE 12 FEB 2002 / MAR 12 FEV 2002 START TIME / HEURE DE DÉPART 10:00

Number of Competitors: 39

NOC	FIS Code	Name	FIS Points (February 2002 List)							
			DH		SL		GS		SG	
<b>SLO</b>	565037	<b>SUHADOLC Mojca</b>	5.59	(22)	233.28	(3172)	63.76	(643)	5.15	(23)
<b>SUI</b>	515409	<b>BERTHOD Sylviane</b>	2.99	(5)	113.53	(1649)	41.46	(299)	4.72	(19)
	515348	<b>BORGHI Catherine</b>	4.89	(12)	34.11	(210)	38.73	(258)	27.28	(69)
	515098	<b>REY BELLET Corinne</b>	3.42	(6)	36.16	(230)	4.91	(14)	3.68	(11)
<b>SWE</b>	505260	<b>HARGIN Janette</b>	22.21	(59)	12.91	(44)	10.39	(34)	5.74	(25)
	505083	<b>WIBERG Pernilla</b>	4.66	(11)	15.33	(57)	28.24	(136)	4.32	(13)
<b>USA</b>	536138	<b>CLARK Kirsten L</b>	4.91	(13)	78.45	(916)	12.93	(38)	4.44	(14)
	536473	<b>LALIVE Caroline</b>	5.69	(24)	26.16	(141)	13.82	(40)	4.46	(15)
	536477	<b>MENDES Jonna</b>	5.88	(28)	64.32	(665)	15.39	(43)	5.76	(26)
	535503	<b>STREET Picabo</b>	5.17	(16)	–		63.52	(636)	21.20	(46)

#### LEGEND

**DH** Downhill      **SL** Slalom      **GS** Giant Slalom      **SG** Super-G

Redraw due to schedule change.

12-02-2002 / Snowbasin (USA) / 6411



## START LIST / LISTE DE DÉPART

### LADIES' DOWNHILL DESCENTE DAMES

SNOWBASIN SKI AREA TUE 12 FEB 2002 / MAR 12 FEV 2002 START TIME / HEURE DE DÉPART 10:00

Jury			Technical Data	
<b>TD FIS</b>	SAVARD Claude	CAN	<b>Course Name</b>	Wildflower Downhill
<b>Referee</b>	HOCH Kurt	FIS	<b>Start Altitude</b>	2748 m
<b>Assistant Referee</b>	TISCHHAUSER Jan	FIS	<b>Finish Altitude</b>	1948 m
<b>Chief of Race</b>	BOTTEN Ingar	USA	<b>Vertical Drop</b>	800 m
<b>Start Referee</b>	REBNE Jan Einar	NOR	<b>Course Length</b>	2694 m
<b>Finish Referee</b>	PALOVICOVA Jana	SVK	<b>Homologation Number</b>	5378/108/99

#### Race Information

<b>Course Setter</b>	TISCHHAUSER Jan	FIS
<b>Number of Gates</b>	37	
<b>Start Time</b>	10:00	

<b>Forerunners</b>	A – C. WRIGHT	USA	F – B. MCCARTY	USA
	B – L. VAN NESS	USA	G – C. CICCONE	USA
	C – K. BYBEE	USA	H – K. STEPHENS	USA
	D – L. LUDLOW	USA	I – K. RICHARDSON	USA
	E – R. ROOSEVELT	USA	J – R. STIEGLER	USA

**Start Interval:** 1 – 30 : 120 sec.  
31 – 39 : 75 sec.

#### Number of Competitors: 39

Bib	FIS Code	Name	NOC	Time
1	565136	BRACUN Spela	SLO	_____
2	536473	LALIVE Caroline	USA	_____
3	295463	BASSIS Patrizia	ITA	_____
4	505260	HARGIN Janette	SWE	_____
5	295533	RECCHIA Lucia	ITA	_____
6	565037	SUHADOLC Mojca	SLO	_____
7	205119	HALTMAYR Petra	GER	_____
8	195503	SUCHET Melanie	FRA	_____
9	515348	BORCHI Catherine	SUI	_____
10	425077	MARKEN Ingeborg Helen	NOR	_____
11	195374	MONTILLET Carole	FRA	_____
12	55290	HEREGGER Selina	AUT	_____
13	205117	GERG Hilde	GER	_____
14	295588	KOSTNER Isolde	ITA	_____
15	55069	GOETSCHL Renate	AUT	_____



**START LIST / LISTE DE DÉPART****LADIES' DOWNHILL  
DESCENTE DAMES**

SNOWBASIN SKI AREA TUE 12 FEB 2002 / MAR 12 FEV 2002 START TIME / HEURE DE DÉPART 10:00

**Number of Competitors: 39**

<b>Bib</b>	<b>FIS Code</b>	<b>Name</b>	<b>NOC</b>	<b>Time</b>
16	205392	HAEUSL Regina	GER	_____
17	536138	CLARK Kirsten L	USA	_____
18	515409	BERTHOD Sylviane	SUI	_____
19	55261	OBERMOSER Brigitte	AUT	_____
20	505083	WIBERG Pernilla	SWE	_____
21	515098	REY BELLET Corinne	SUI	_____
22	295136	CECCARELLI Daniela	ITA	_____
23	195671	JACQUEMOD Ingrid	FRA	_____
24	105546	TURGEON Melanie	CAN	_____
25	55198	DORFMEISTER Michaela	AUT	_____
26	535503	STREET Picabo	USA	_____
27	105662	LEFRANCOIS Anne Marie	CAN	_____
28	536477	MENDES Jonna	USA	_____
29	205043	BRAUNER Sibylle	GER	_____
30	485062	ZELENSKAJA Warwara	RUS	_____
31	45071	OWENS Jenny	AUS	_____
32	105859	BOUCHER Sara-Maude	CAN	_____
33	45053	JONES Alice	AUS	_____
34	225206	ALCOTT Chimene	GBR	_____
35	155336	MARTINOVOVA Gabriela	CZE	_____
36	465045	MUNTEANU Alexandra	ROM	_____
37	255098	KRISTJANSDOTTIR Dagny L.	ISL	_____
38	35089	SIMARI BIRKNER Macarena	ARG	_____
39	35079	SIMARI BIRKNER Maria Belen	ARG	_____

**Redraw due to schedule change.**

12-02-2002 / Snowbasin (USA) / 6411



## OFFICIAL RESULTS / RÉSULTATS OFFICIELS

LADIES' DOWNHILL  
DESCENTE DAMES

SNOWBASIN SKI AREA TUE 12 FEB 2002 / MAR 12 FEV 2002 START TIME / HEURE DE DÉPART 12:10

Jury			Technical Data	
<b>TD FIS</b>	SAVARD Claude	CAN	<b>Course Name</b>	Wildflower Downhill
<b>Referee</b>	HOCH Kurt	FIS	<b>Start Altitude</b>	2748 m
<b>Assistant Referee</b>	TISCHHAUSER Jan	FIS	<b>Finish Altitude</b>	1948 m
<b>Chief of Race</b>	BOTTEN Ingar	USA	<b>Vertical Drop</b>	800 m
<b>Start Referee</b>	REBNE Jan Einar	NOR	<b>Course Length</b>	2694 m
<b>Finish Referee</b>	PALOVICOVA Jana	SVK	<b>Homologation Number</b>	5378/108/99

## Race Information

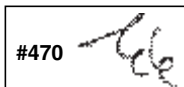
<b>Course Setter</b>	TISCHHAUSER Jan	FIS
<b>Number of Gates</b>	37	
<b>Start Time</b>	12:10	

<b>Forerunners</b>	A – C. WRIGHT	USA	F – B. MCCARTY	USA
	B – L. VAN NESS	USA	G – C. CICCONE	USA
	C – K. BYBEE	USA	H – K. STEPHENS	USA
	D – L. LUDLOW	USA	I – K. RICHARDSON	USA
	E – R. ROOSEVELT	USA	J – R. STIEGLER	USA

Weather: Clear Snow: Hard Temperature – Start: –8.0 °C / 17.6 °F Finish: –1.0 °C / 30.2 °F F-factor: 1280

## Number of Competitors: 39

Rank	Bib	FIS Code	Name	NOC	Time	Diff.	Race Points
1	11	195374	MONTILLET Carole	FRA	1:39.56		0.00
2	14	295588	KOSTNER Isolde	ITA	1:40.01	0.45	5.79
3	15	55069	GOETSCHL Renate	AUT	1:40.39	0.83	10.67
4	13	205117	GERG Hilde	GER	1:40.49	0.93	11.96
5	21	515098	REY BELLET Corinne	SUI	1:40.54	0.98	12.60
6	12	55290	HEREGGER Selina	AUT	1:40.56	1.00	12.86
7	18	515409	BERTHOD Sylviane	SUI	1:40.67	1.11	14.27
8	24	105546	TURGEON Melanie	CAN	1:40.71	1.15	14.79
9	25	55198	DORFMEISTER Michaela	AUT	1:40.83	1.27	16.33
10	16	205392	HAEUSL Regina	GER	1:40.84	1.28	16.46
11	28	536477	MENDES Jonna	USA	1:40.97	1.41	18.13
12	17	536138	CLARK Kirsten L	USA	1:41.03	1.47	18.90
13	10	425077	MARKEN Ingeborg Helen	NOR	1:41.08	1.52	19.54
14	20	505083	WIBERG Pernilla	SWE	1:41.09	1.53	19.67
15	8	195503	SUCHET Melanie	FRA	1:41.15	1.59	20.44





## OFFICIAL RESULTS / RÉSULTATS OFFICIELS

LADIES' DOWNHILL  
DESCENTE DAMES

SNOWBASIN SKI AREA TUE 12 FEB 2002 / MAR 12 FEV 2002 START TIME / HEURE DE DÉPART 12:10

Number of Competitors: 39

Rank	Bib	FIS Code	Name	NOC	Time	Diff.	Race Points
16	26	535503	STREET Picabo	USA	1:41.17	1.61	20.70
17	3	295463	BASSIS Patrizia	ITA	1:41.56	2.00	25.71
18	19	55261	OBERMOSER Brigitte	AUT	1:41.64	2.08	26.74
19	9	515348	BORGHI Catherine	SUI	1:41.88	2.32	29.83
20	22	295136	CECCARELLI Daniela	ITA	1:42.03	2.47	31.76
21	30	485062	ZELENSKAJA Warwara	RUS	1:42.43	2.87	36.90
22	1	565136	BRACUN Spela	SLO	1:42.48	2.92	37.54
23	23	195671	JACQUEMOD Ingrid	FRA	1:42.70	3.14	40.37
24	5	295533	RECCHIA Lucia	ITA	1:42.80	3.24	41.66
25	4	505260	HARGIN Janette	SWE	1:42.83	3.27	42.04
26	29	205043	BRAUNER Sibylle	GER	1:42.97	3.41	43.84
27	33	45053	JONES Alice	AUS	1:43.07	3.51	45.13
28	6	565037	SUHADOLC Mojca	SLO	1:43.10	3.54	45.51
29	31	45071	OWENS Jenny	AUS	1:44.15	4.59	59.01
30	35	155336	MARTINOVOVA Gabriela	CZE	1:44.25	4.69	60.30
31	37	255098	KRISTJANSDDOTTIR Dagny L.	ISL	1:44.72	5.16	66.34
32	34	225206	ALCOTT Chimene	GBR	1:45.98	6.42	82.54
33	36	465045	MUNTEANU Alexandra	ROM	1:46.29	6.73	86.52
34	38	35089	SIMARI BIRKNER Macarena	ARG	1:46.77	7.21	92.70
35	39	35079	SIMARI BIRKNER Maria	ARG	1:46.97	7.41	95.27

## DID NOT START: 1 competitor

32 105859 BOUCHER Sara-Maude CAN

## DID NOT FINISH: 3 competitors

2 536473 LALIVE Caroline USA  
 7 205119 HALTMAYR Petra GER  
 27 105662 LEFRANCOIS Anne Marie CAN

Technical Delegate:  
**SAVARD, Claude (CAN) #470**



## PENALTY CALCULATION / CALCUL DE LA PÉNALITÉ

### LADIES' DOWNHILL DESCENTE DAMES

SNOWBASIN SKI AREA TUE 12 FEB 2002 / MAR 12 FEV 2002 START TIME / HEURE DE DÉPART 12:10

#### Best 10 at Finish

Rank	Bib	FIS Code	Name	NOC	FIS Points	Best 5	Race Points
1	11	195374	MONTILLET Carole	FRA	4.32		
2	14	295588	KOSTNER Isolde	ITA	0.00	0.00	5.79
3	15	55069	GOETSCHL Renate	AUT	1.33	1.33	10.67
4	13	205117	GERG Hilde	GER	2.85	2.85	11.96
5	21	515098	REY BELLET Corinne	SUI	3.42		
6	12	55290	HEREGGER Selina	AUT	4.10		
7	18	515409	BERTHOD Sylviane	SUI	2.99	2.99	14.27
8	24	105546	TURGEON Melanie	CAN	5.02		
9	25	55198	DORFMEISTER Michaela	AUT	2.68	2.68	16.33
10	16	205392	HAEUSL Regina	GER	5.20		

#### Best 5 FIS Points at Start

Rank	Bib	FIS Code	Name	NOC	FIS Points
2	14	295588	KOSTNER Isolde	ITA	0.00
3	15	55069	GOETSCHL Renate	AUT	1.33
9	25	55198	DORFMEISTER Michaela	AUT	2.68
4	13	205117	GERG Hilde	GER	2.85
7	18	515409	BERTHOD Sylviane	SUI	2.99

#### TOTALS:

FIS Points of Best 5 at Start (B)	9.85		
FIS Points of Best at Finish in Top 10 (A)		9.85	
Race Points of Corresponding Competitors (C)			59.02
Calculated Penalty (A+B-C) : 10 =>	-3.932		
Rounded	-3.93		
Correction Value (Z)	1.55		
Penalty Applied	0.00		

Technical Delegate:  
SAVARD, Claude (CAN) #470



## DOWNHILL FIS WCSL LIST / LISTE DE DÉPART COUPE DU MONDE FIS DESCENTE

LADIES' DOWNHILL  
DESCENTE DAMES

SNOWBASIN SKI AREA TUE 12 FEB 2002 / MAR 12 FEV 2002 START TIME / HEURE DE DÉPART 12:10

Rank	FIS Code	Name	NOC	Competition Dates								Base - X + Y = WCSL-DH			
				1	2	3	4	5	6	7	8				
Number of Competitors: 66				29 NOV 2001 Lake Louise (CAN)	30 NOV 2001 Lake Louise (CAN)	21 DEC 2001 St. Moritz (SUI)	11 JAN 2002 Saalbach-Hinterglemm (AUT)	12 JAN 2002 Saalbach-Hinterglemm (AUT)	26 JAN 2002 Cortina d'Ampezzo (ITA)	2 FEB 2002 Åre (SWE)	12 FEB 2002 Snowbasin (USA)				
1	295588	KOSTNER Isolde	ITA	100	100	80	60	40	80	60	80	641	513	600	728
2	55069	GOETSCHL Renate	AUT	26	26	40	36	80	100	100	60	535	428	468	575
3	205117	GERG Hilde	GER	29	36	45	100	100	26	-	50	226	181	386	431
4	55198	DORFMEISTER Michaela	AUT	80	60	32	32	60	36	29	29	310	248	358	420
5	515409	BERTHOD Sylviane	SUI	32	80	100	40	29	40	13	36	183	146	370	407
6	515098	REY BELLET Corinne	SUI	60	40	60	50	22	32	-	45	262	210	309	361
7	195374	MONTILLET Carole	FRA	15	12	29	32	36	24	-	100	323	258	248	313
8	55290	HEREGGER Selina	AUT	-	20	50	12	11	45	80	40	169	135	258	292
9	55261	OBERMOSER Brigitte	AUT	16	14	10	45	50	6	32	-	295	236	173	232
10	505083	WIBERG Pernilla	SWE	36	18	24	80	50	-	-	18	5	4	226	227
11	425077	MARKEN Ingeborg Helen	NOR	45	15	1	16	16	32	36	20	170	136	181	215
12	195503	SUCHET Melanie	FRA	-	29	22	15	24	50	24	16	23	18	180	185
13	536138	CLARK Kirsten L	USA	24	32	6	24	15	20	-	22	203	162	143	184
14	515348	BORGHI Catherine	SUI	50	9	13	14	5	18	50	-	82	66	159	175
15	105546	TURGEON Melanie	CAN	-	50	9	18	2	3	-	32	293	234	114	173
16	295136	CECCARELLI Daniela	ITA	13	11	15	10	20	60	14	-	37	30	143	150
17	535503	STREET Picabo	USA	40	45	-	26	13	12	-	-	59	47	136	148
18	205392	HAEUSL Regina	GER	-	-	3	7	32	9	6	26	310	248	83	145
19	55052	SCHNEIDER Tanja	AUT	9	24	36	20	-	-	7	-	162	130	96	128
20	55075	SCHUSTER Stefanie	AUT	7	-	7	22	12	15	18	-	80	64	81	97
21	205119	HALTMAYR Petra	GER	3	-	-	13	26	10	-	-	215	172	52	95
22	565037	SUHADOLC Mojca	SLO	5	-	14	-	6	13	22	-	161	129	60	92
23	536477	MENDES Jonna	USA	20	-	8	-	-	11	-	24	127	102	63	88
24	536473	LALIVE Caroline	USA	12	5	26	11	14	-	-	-	97	78	68	87
25	295533	RECCHIA Lucia	ITA	4	-	18	8	18	14	11	-	38	30	73	81
26	55588	RUMPFHUBER Ingrid	AUT	6	6	-	-	10	16	40	-	-	-	78	78
27	195195		FRA	-	-	-	-	-	-	-	-	382	306	-	76
28	195671	JACQUEMOD Ingrid	FRA	-	-	-	5	8	4	45	-	56	45	62	73
29	295463	BASSIS Patrizia	ITA	22	-	16	1	3	-	15	-	45	36	57	66
30	205043	BRAUNER Sibylle	GER	-	16	12	-	-	-	20	-	57	46	48	59
31	485062	ZELENSKAJA Warwara	RUS	18	-	-	-	-	22	10	-	29	23	50	56
32	295800	TAGLIABUE Elena	ITA	-	-	22	-	-	-	29	-	-	-	51	51
33	105662	LEFRANCOIS Anne Marie	CAN	14	22	-	-	-	9	-	-	26	21	45	50
34	55622	VIERTHALER Astrid	AUT	11	13	-	9	-	-	16	-	-	-	49	49
35	535505	GERETY Megan	USA	-	-	-	-	-	-	-	-	204	163	-	41

12-02-2002 / Snowbasin (USA) / 6411



## DOWNHILL FIS WCSL LIST / LISTE DE DÉPART COUPE DU MONDE FIS DESCENTE

LADIES' DOWNHILL  
DESCENTE DAMES

SNOWBASIN SKI AREA TUE 12 FEB 2002 / MAR 12 FEV 2002 START TIME / HEURE DE DÉPART 12:10

				29 NOV 2001 Lake Louise (CAN) 30 NOV 2001 Lake Louise (CAN) 21 DEC 2001 St. Moritz (SUI) 11 JAN 2002 Saalbach-Hinterglemm (AUT) 12 JAN 2002 Saalbach-Hinterglemm (AUT) 26 JAN 2002 Cortina d'Ampezzo (ITA) 2 FEB 2002 Åre (SWE) 12 FEB 2002 Snowbasin (USA)											
Number of Competitors: 66				1	2	3	4	5	6	7	8	Base - X + Y = WCSL-DH			
Rank	FIS Code	Name	NOC												
36	55212	MEISSNITZER Alexandra	AUT	-	-	-	-	-	-	13	-	116	93	13	36
37	205820	HUBER Isabelle	GER	9	7	-	-	1	7	5	-	26	21	29	34
38	105997	BRYDON Emily	CAN	-	-	-	-	-	-	-	-	154	123	-	31
39	565136	BRACUN Spela	SLO	1	10	-	-	-	-	9	-	31	25	20	26
40	295303	PEREZ Bibiana	ITA	-	-	-	-	-	-	-	-	116	93	-	23
41	535529	MONAHAN Kathleen	USA	-	3	5	4	4	5	-	-	-	-	21	21
42	295342	PUTZER Karen	ITA	10	8	-	-	-	1	-	-	1	1	19	19
43	425022	FJELDAVLIE Merete	NOR	-	-	-	-	-	-	-	-	82	66	-	16
43	505260	HARGIN Janette	SWE	-	-	12	-	-	-	4	-	-	-	16	16
43	385022	KOSTELIC Janica	CRO	-	-	-	6	9	-	-	-	4	3	15	16
46	537544	KILDOW Lindsey C.	USA	-	-	-	-	7	-	8	-	-	-	15	15
47	536479	POWERS Alison	USA	-	-	-	-	-	-	-	-	61	49	-	12
48	55315	THANNER Veronika	AUT	-	-	-	-	-	-	-	-	41	33	-	8
49	515478	ALPIGER Ella	SUI	2	-	-	-	-	-	-	-	23	18	2	7
49	295449	KLEON Barbara	ITA	-	4	-	3	-	-	-	-	-	-	7	7
51	515429	DUMERMUTH Monika	SUI	-	-	-	-	-	-	-	-	28	22	-	6
51	205378	ERTL Martina	GER	-	1	-	2	-	-	-	-	14	11	3	6
53	425031	GIMLE Trude	NOR	-	-	-	-	-	-	-	-	23	18	-	5
54	515365	KUENDIG Ruth	SUI	-	-	-	-	-	-	-	-	21	17	-	4
54	45071	OWENS Jenny	AUS	-	-	4	-	-	-	-	-	-	-	4	4
56	105859	BOUCHER Sara-Maude	CAN	-	3	-	-	-	-	-	-	-	-	3	3
56	537545	MANCUSO Julia	USA	-	-	-	-	-	-	3	-	-	-	3	3
56	515403	MUELLER Tamara	SUI	-	-	-	-	-	2	1	-	-	-	3	3
56	195273	SEKINO Fujiko	FRA	-	-	-	-	-	-	-	-	13	10	-	3
60	205817	GRAUVOGL Alexandra	GER	-	-	-	-	-	-	-	-	9	7	-	2
60	185118	KAEYHKOE Pia	FIN	-	-	-	-	-	-	-	-	12	10	-	2
60	515560	SCHILD Martina	SUI	-	-	2	-	-	-	-	-	-	-	2	2
60	55691	SPONRING Christine	AUT	-	-	-	-	-	-	2	-	-	-	2	2
64	485217	ALIEVA Olesja	RUS	-	-	-	-	-	-	-	-	6	5	-	1
64	295644	ANTONIOLI Marta	ITA	-	-	-	-	-	-	-	-	4	3	-	1
64	515496	IMLIG Corinne	SUI	-	-	-	-	-	-	-	-	5	4	-	1



## DOWNHILL FIS WCSL LIST / LISTE DE DÉPART COUPE DU MONDE FIS DESCENTE

### LADIES' DOWNHILL DESCENTE DAMES

SNOWBASIN SKI AREA TUE 12 FEB 2002 / MAR 12 FEV 2002 START TIME / HEURE DE DÉPART 12:10

#### Number of Competitors per Nation until 60th position

AUS : 1	AUT : 11	CAN : 4	CRO : 1	FIN : 1	FRA : 5
GER : 7	ITA : 8	NOR : 3	RUS : 1	SLO : 2	SUI : 8
SWE : 2	USA : 9				

#### LEGEND

**Base** Last season WCSL points  
**X** (Base / number of planned races in the current season) \* number of completed races in the current season  
**Y** WC points won in the current season  
**WCSL-DH** World Cup Start List points for Downhill

12-02-2002 / Snowbasin (USA) / 6411



## PROGRAM / PROGRAMME

LADIES' SLALOM  
SLALOM DAMES

DEER VALLEY RESORT WED 20 FEB 2002 / MER 20 FEV 2002 START TIME / HEURE DE DÉPART 10:00

<b>Jury Inspection:</b> On Start – Slalom	07:15
<b>Radios:</b> Radio Distribution Center Connection Coaches: For SL USA/CAN	From 06:30
<b>Lift open:</b>	From 06:30
<b>Warm up and training area:</b>	As Announced
<b>Inspection:</b> 1st Run 2nd Run	Nr 1–20 08:00 – 08:30; Rest 08:10 – 08:40 11:45 – 12:15
<b>Entry for racers closed:</b>	1st Run      2nd Run 08:15 / 08:25    12:00
<b>Photographers in place:</b>	1st Run      2nd Run 09:00      12:00
<b>Entry for all closed:</b>	1st Run      2nd Run 09:45      12:45
<b>Coaches in place:</b>	1st Run      2nd Run 09:48      12:48
<b>POV Camera Number: 1 - 3:</b> Start Time 1st camera racer	1st Run      2nd Run 09:51      12:51
<b>Forerunners:</b> Number: 3	1st Run      2nd Run 09:56      12:56
<b>Start Time Racer nr.1:</b>	1st Run      2nd Run 10:00      13:00
<b>Start Interval:</b> 1st run 2nd run	1 – 15: +20", 16 – 30: +10", Rest:– 15 – 1: +20", Rest +5–10"
<b>Television breaks:</b>	After 15 and 22: 3 minutes
<b>Yellow zones</b>	
<b>Slip crews:</b>	Continious
<b>Intermediate times:</b>	One
<b>Prize giving ceremony:</b>	Flower Ceremony: After Event in Finish Arena Medal Ceremony: Salt Lake Medals' Plaza 20:00
<b>Public draw:</b>	
<b>Press conference</b>	Immediately following Flower Ceremony in Media Interview Room; Place 1 – 3
<b>Course setter at start:GS</b> 1st Run: Nat: ITA 2nd Run: Nat: SWE	Name(s) L. Prenn A. Parson
<b>Next team captains meeting</b>	21 February 2002 18:00 Park City Technical Compound
<b>Miscellaneous</b>	
Course Setter SL:	A. Puelacher SUI G. Westerlund FIN
Connection Coaches SL:	USA / CAN
Free Skiing GS 21.02,	15:00 – 15:45





## ENTRY LIST BY NOC / LISTE DES PARTICIPANTS PAR CNO

LADIES' SLALOM  
SLALOM DAMES

DEER VALLEY RESORT WED 20 FEB 2002 / MER 20 FEV 2002 START TIME / HEURE DE DÉPART 10:00

Number of Competitors: 70

NOC	FIS Code	Name	FIS Points (February 2002 List)			
			DH	SL	GS	SG
<b>AND</b>	25019	<b>GRAU Vicky</b>	–	23.03 (116)	96.09 (1311)	218.02 (1744)
<b>ARG</b>	35089	<b>SIMARI BIRKNER Macarena</b>	63.15 (216)	51.82 (451)	41.61 (300)	41.97 (124)
	35079	<b>SIMARI BIRKNER Maria Belen</b>	70.02 (255)	39.08 (266)	38.78 (259)	60.45 (265)
<b>ARM</b>	745005	<b>RAKEDJIAN Vanessa</b>	–	35.49 (220)	39.35 (266)	–
<b>AUS</b>	45087	<b>BRIGHT Rowena</b>	67.51 (244)	29.23 (162)	60.02 (580)	74.89 (395)
	45054	<b>KORTEN Jeannette</b>	181.07 (843)	23.78 (122)	25.97 (119)	93.10 (580)
	45099	<b>NIKOLUSSI Kathrin</b>	308.84 (1229)	17.34 (74)	71.78 (786)	100.00 (646)
	45002	<b>STEGGALL Zali</b>	–	5.99 (30)	35.24 (210)	–
<b>AUT</b>	55069	<b>GOETSCHL Renate</b>	1.33 (2)	5.71 (26)	17.73 (50)	0.00 (1)
	55388	<b>RAICH Carina</b>	–	5.34 (19)	40.93 (283)	116.06 (830)
	55590	<b>SCHILD Marlies</b>	29.19 (80)	5.49 (21)	23.88 (99)	26.57 (65)
	55691	<b>SPONRING Christine</b>	12.98 (37)	5.58 (22)	24.21 (105)	35.19 (95)
<b>BUL</b>	95030	<b>VASSILEVA Nadejda</b>	146.35 (685)	46.06 (365)	70.36 (744)	109.15 (759)
<b>CAN</b>	105997	<b>BRYDON Emily</b>	6.00 (31)	11.00 (39)	27.91 (132)	6.00 (31)
	105741	<b>FORSYTH Allison</b>	53.69 (170)	16.82 (71)	3.13 (7)	60.05 (260)
<b>CRO</b>	385027	<b>FLEISS Nika</b>	–	15.82 (63)	32.91 (179)	71.66 (368)
	385032	<b>JELUSIC Ana</b>	–	54.06 (475)	51.99 (448)	–
	385022	<b>KOSTELIC Janica</b>	27.47 (76)	3.14 (6)	5.70 (24)	4.68 (18)
<b>CZE</b>	155333	<b>HRSTKOVA Lucie</b>	46.00 (141)	26.61 (147)	17.68 (49)	22.05 (48)
	155194	<b>KURFUERSTOVA Eva</b>	305.00 (1225)	23.45 (118)	23.25 (91)	309.61 (2063)
	155047	<b>ZAKOURILOVA Petra</b>	91.91 (378)	15.14 (56)	20.22 (70)	80.32 (441)
<b>FIN</b>	185140	<b>POUTIAINEN Tanja</b>	–	3.53 (9)	4.67 (11)	120.14 (879)
	185058	<b>RAITA Henna</b>	208.64 (958)	5.34 (19)	41.75 (301)	161.53 (1321)
<b>FRA</b>	195377	<b>PASCAL-SAIONI Christel</b>	–	2.84 (5)	5.99 (30)	244.37 (1868)
	195249	<b>PEQUEGNOT Laure</b>	167.85 (797)	0.00 (1)	27.56 (130)	111.55 (784)
	195215	<b>VIDAL Vanessa</b>	108.95 (470)	4.73 (14)	38.46 (255)	88.07 (523)
<b>GBR</b>	225206	<b>ALCOTT Chimene</b>	34.73 (99)	23.76 (121)	24.07 (104)	47.98 (159)
	225018	<b>CARRICK-ANDERSON Emma</b>	–	18.07 (78)	36.58 (227)	161.39 (1317)
<b>GEO</b>	685003	<b>AKHMETELI Sofia</b>	–	60.10 (581)	74.01 (832)	131.32 (993)



## ENTRY LIST BY NOC / LISTE DES PARTICIPANTS PAR CNO

LADIES' SLALOM  
SLALOM DAMES

DEER VALLEY RESORT WED 20 FEB 2002 / MER 20 FEV 2002 START TIME / HEURE DE DÉPART 10:00

Number of Competitors: 70

NOC	FIS Code	Name	FIS Points (February 2002 List)			
			DH	SL	GS	SG
GER	205636	BERGMANN Monika	75.22 (282)	3.96 (11)	28.14 (135)	110.77 (777)
	205378	ERTL Martina	17.43 (44)	4.58 (13)	5.99 (30)	4.97 (21)
	205115	GERG Annemarie	–	5.89 (29)	18.35 (58)	122.73 (907)
GRE	235039	KOUTRA Konstantina	–	132.68 (2040)	132.19 (2048)	211.73 (1704)
HUN	245041	VASTAGH REGOS Marta	–	68.42 (740)	88.27 (1142)	156.23 (1259)
IRL	275007	MCGARRY Tamsen	313.56 (1241)	98.90 (1329)	101.95 (1453)	202.86 (1641)
ISL	255174	FURUVIK Emma	46.31 (142)	47.24 (386)	70.94 (759)	118.60 (859)
ITA	295738	BACHMANN Silke	118.17 (525)	13.16 (48)	5.47 (20)	86.59 (506)
	295435	GIUS Nicole	130.71 (589)	18.12 (79)	12.63 (36)	71.19 (363)
	295445	KARBON Denise	336.23 (1264)	15.62 (62)	16.55 (47)	49.89 (175)
	295807	VIERIN Sonia	196.14 (914)	37.42 (246)	15.79 (44)	62.05 (276)
JPN	305287	HIROI Noriyo	–	11.00 (39)	38.88 (261)	176.99 (1434)
	305092	KASHIWAGI Kumiko	528.60 (1331)	20.15 (89)	18.28 (55)	56.38 (230)
YUG	315149	LOLOVIC Jelena	–	48.51 (407)	39.86 (274)	269.57 (1955)
KAZ	675013	PERSIDSKAYA Olesia	–	89.18 (1124)	94.66 (1279)	123.66 (916)
LIB	345018	NJEIM Chirine	–	62.77 (637)	67.16 (702)	117.74 (845)
LIE	355020	SCHAEDLER Tamara	55.72 (179)	33.93 (208)	18.53 (61)	60.49 (266)
NOR	425051	BAKKE-ROGNMO Trine	148.21 (697)	4.23 (12)	14.76 (41)	151.84 (1217)
	425359	BERNTSEN Hedda	87.94 (358)	4.75 (15)	39.60 (271)	56.83 (234)
NZL	415069	RIEGLER Claudia	–	10.14 (37)	54.22 (487)	–
ROM	465045	MUNTEANU Alexandra	54.58 (175)	79.55 (946)	42.74 (315)	52.98 (203)
SLO	565004	BOKAL Natasa	156.98 (750)	5.70 (25)	26.23 (122)	71.88 (369)
	565207	DABIC Lea	36.26 (105)	6.90 (32)	36.54 (226)	35.78 (101)
	565109	DOVZAN Alenka	176.37 (826)	5.87 (28)	5.75 (27)	55.42 (219)
	565097	PRETNAR Spela	126.56 (567)	4.90 (16)	18.35 (58)	52.92 (201)
ESP	495065	RIENDA CONTRERAS Maria Jose	–	13.17 (49)	4.81 (13)	41.01 (120)
	495318	RUIZ CASTILLO Carolina	–	44.49 (344)	19.45 (65)	26.24 (62)

20-02-2002 / Deer Valley (USA) / 6415



## ENTRY LIST BY NOC / LISTE DES PARTICIPANTS PAR CNO

LADIES' SLALOM  
SLALOM DAMES

DEER VALLEY RESORT WED 20 FEB 2002 / MER 20 FEV 2002 START TIME / HEURE DE DÉPART 10:00

Number of Competitors: 70

NOC	FIS Code	Name	FIS Points (February 2002 List)			
			DH	SL	GS	SG
<b>SUI</b>	515092	<b>GRUENENFELDER Corina</b>	306.66 (1228)	5.22 (17)	42.95 (321)	149.81 (1200)
	515268	<b>NEF Sonja</b>	–	2.19 (4)	0.00 (1)	106.14 (725)
	515370	<b>OESTER Marlies</b>	59.29 (195)	3.71 (10)	18.30 (56)	71.05 (361)
<b>SVK</b>	705287	<b>ZUZULOVA Veronika</b>	–	5.72 (27)	29.56 (150)	–
<b>SWE</b>	505271	<b>EKMAN Susanne</b>	–	6.00 (31)	24.91 (110)	135.16 (1037)
	505084	<b>NOWEN Ylva</b>	–	3.45 (7)	4.48 (9)	90.47 (552)
	505187	<b>OTTOSSON Anna</b>	231.07 (1052)	13.36 (50)	4.92 (15)	50.57 (181)
	505483	<b>PAERSON Anja</b>	152.53 (729)	1.61 (3)	2.26 (3)	68.33 (326)
<b>UKR</b>	695017	<b>SIPARENKO Yulia</b>	123.17 (548)	47.61 (390)	92.17 (1233)	227.43 (1797)
<b>USA</b>	537544	<b>KILDOW Lindsey C.</b>	23.52 (62)	20.18 (90)	39.28 (264)	39.06 (113)
	535825	<b>KOZNICK Kristina</b>	–	0.55 (2)	5.54 (21)	90.76 (555)
	535118	<b>NELSON Tasha</b>	–	13.66 (52)	45.67 (355)	–
	536481	<b>SCHLEPER Sarah</b>	33.38 (94)	3.47 (8)	5.46 (19)	59.27 (253)
<b>UZB</b>	215001	<b>URUMBAEVA Elmira</b>	–	100.45 (1373)	145.22 (2240)	364.37 (2137)

## LEGEND

<b>DH</b> Downhill	<b>SL</b> Slalom	<b>GS</b> Giant Slalom	<b>SG</b> Super-G
--------------------	------------------	------------------------	-------------------

20-02-2002 / Deer Valley (USA) / 6415

**START LIST / LISTE DE DÉPART**LADIES' SLALOM 1st RUN  
SLALOM DAMES 1ère MANCHE

DEER VALLEY RESORT WED 20 FEB 2002 / MER 20 FEV 2002 START TIME / HEURE DE DÉPART 10:00

Jury			Technical Data		
<b>TD FIS</b>	SAVARD Claude	CAN	<b>Course Name</b>	Know You Don't	
<b>Referee</b>	HOCH Kurt	FIS	<b>Start Altitude</b>	2488 m	
<b>Chief of Race</b>	CLIFFORD Jim	USA	<b>Finish Altitude</b>	2274 m	
<b>Start Referee</b>	PALOVICOVA Jana	SVK	<b>Vertical Drop</b>	214 m	
<b>Finish Referee</b>	REBNE Jan Einar	NOR	<b>Homologation Number</b>	5186/127/98	
Race Information 1st Run			Race Information 2nd Run		
<b>Course Setter</b>	PUELACHER A.	SUI	<b>Course Setter</b>	WESTERLUND G.	FIN
<b>Number of Gates</b>	55		<b>Number of Gates</b>	58	
<b>Start Time</b>	10:00		<b>Start Time</b>	13:00	
<b>Forerunners</b>	A – E. HOGAN	USA	<b>Forerunners</b>	A – E. HOGAN	USA
	B – R. STIEGLER	USA		B – R. STIEGLER	USA
	C – K. RICHARDSON	USA		C – K. STEPHENS	USA

**Number of Competitors: 70**

Bib	FIS Code	Name	NOC	Time
1	505483	PAERSON Anja	SWE	_____
2	195377	PASCAL-SAIONI Christel	FRA	_____
3	535825	KOZNICK Kristina	USA	_____
4	505084	NOWEN Ylva	SWE	_____
5	195249	PEQUEGNOT Laure	FRA	_____
6	515268	NEF Sonja	SUI	_____
7	385022	KOSTELIC Janica	CRO	_____
8	425359	BERNTSEN Hedda	NOR	_____
9	185140	POUTIAINEN Tanja	FIN	_____
10	515370	OESTER Marlies	SUI	_____
11	425051	BAKKE-ROGNMO Trine	NOR	_____
12	536481	SCHLEPER Sarah	USA	_____
13	205378	ERTL Martina	GER	_____
14	205636	BERGMANN Monika	GER	_____
15	195215	VIDAL Vanessa	FRA	_____



## START LIST / LISTE DE DÉPART

### LADIES' SLALOM 1st RUN SLALOM DAMES 1ère MANCHE

DEER VALLEY RESORT WED 20 FEB 2002 / MER 20 FEV 2002 START TIME / HEURE DE DÉPART 10:00

Number of Competitors: 70

Bib	FIS Code	Name	NOC	Time
16	55069	GOETSCHL Renate	AUT	_____
17	565097	PRETNAR Spela	SLO	_____
18	515092	GRUENENFELDER Corina	SUI	_____
19	55388	RAICH Carina	AUT	_____
20	185058	RAITA Henna	FIN	_____
21	55590	SCHILD Marlies	AUT	_____
22	55691	SPONRING Christine	AUT	_____
23	565004	BOKAL Natasa	SLO	_____
24	705287	ZUZULOVA Veronika	SVK	_____
25	565109	DOVZAN Alenka	SLO	_____
26	205115	GERG Annemarie	GER	_____
27	45002	STEGGALL Zali	AUS	_____
28	305287	HIROI Noriyo	JPN	_____
29	505271	EKMAN Susanne	SWE	_____
30	105741	FORSYTH Allison	CAN	_____
31	565207	DABIC Lea	SLO	_____
32	415069	RIEGLER Claudia	NZL	_____
33	105997	BRYDON Emily	CAN	_____
34	295738	BACHMANN Silke	ITA	_____
35	495065	RIENDA CONTRERAS Maria Jose	ESP	_____
36	505187	OTTOSSON Anna	SWE	_____
37	535118	NELSON Tasha	USA	_____
38	155047	ZAKOURILOVA Petra	CZE	_____
39	295445	KARBON Denise	ITA	_____
40	385027	FLEISS Nika	CRO	_____
41	45099	NIKOLUSSI Kathrin	AUS	_____
42	225018	CARRICK-ANDERSON Emma	GBR	_____
43	295435	GIUS Nicole	ITA	_____
44	305092	KASHIWAGI Kumiko	JPN	_____
45	537544	KILDOW Lindsey C.	USA	_____
46	25019	GRAU Vicky	AND	_____
47	155194	KURFUERSTOVA Eva	CZE	_____
48	225206	ALCOTT Chimene	GBR	_____
49	45054	KORTEN Jeannette	AUS	_____
50	155333	HRSTKOVA Lucie	CZE	_____
51	45087	BRIGHT Rowena	AUS	_____
52	355020	SCHAEDLER Tamara	LIE	_____
53	745005	RAKEDJIAN Vanessa	ARM	_____
54	295807	VIERIN Sonia	ITA	_____
55	35079	SIMARI BIRKNER Maria Belen	ARG	_____
56	495318	RUIZ CASTILLO Carolina	ESP	_____
57	95030	VASSILEVA Nadejda	BUL	_____
58	255174	FURUVIK Emma	ISL	_____

20-02-2002 / Deer Valley (USA) / 6415



## START LIST / LISTE DE DÉPART

### LADIES' SLALOM 1st RUN SLALOM DAMES 1ère MANCHE

DEER VALLEY RESORT WED 20 FEB 2002 / MER 20 FEV 2002 START TIME / HEURE DE DÉPART 10:00

Number of Competitors: 70

Bib	FIS Code	Name	NOC	Time
59	695017	SIPARENKO Yulia	UKR	_____
60	315149	LOLOVIC Jelena	YUG	_____
61	35089	SIMARI BIRKNER Macarena	ARG	_____
62	385032	JELUSIC Ana	CRO	_____
63	685003	AKHMETELI Sofia	GEO	_____
64	345018	NJEIM Chirine	LIB	_____
65	245041	VASTAGH REGOS Marta	HUN	_____
66	465045	MUNTEANU Alexandra	ROM	_____
67	675013	PERSIDSKAYA Olesia	KAZ	_____
68	275007	MCGARRY Tamsen	IRL	_____
69	215001	URUMBAEVA Elmira	UZB	_____
70	235039	KOUTRA Konstantina	GRE	_____



## OFFICIAL RESULTS / RÉSULTATS OFFICIELS

### LADIES' SLALOM 1st RUN SLALOM DAMES 1ère MANCHE

DEER VALLEY RESORT WED 20 FEB 2002 / MER 20 FEV 2002 START TIME / HEURE DE DÉPART 10:00

Jury			Technical Data		
<b>TD FIS</b>	SAVARD Claude	CAN	<b>Course Name</b>	Know You Don't	
<b>Referee</b>	HOCH Kurt	FIS	<b>Start Altitude</b>	2488 m	
<b>Chief of Race</b>	CLIFFORD Jim	USA	<b>Finish Altitude</b>	2274 m	
<b>Start Referee</b>	PALOVICOVA Jana	SVK	<b>Vertical Drop</b>	214 m	
<b>Finish Referee</b>	REBNE Jan Einar	NOR	<b>Homologation Number</b>	5186/127/98	
Race Information 1st Run			Race Information 2nd Run		
<b>Course Setter</b>	PUELACHER A.	SUI	<b>Course Setter</b>	WESTERLUND G.	FIN
<b>Number of Gates</b>	55		<b>Number of Gates</b>	58	
<b>Start Time</b>	10:00		<b>Start Time</b>	13:00	
<b>Forerunners</b>	A – E. HOGAN	USA	<b>Forerunners</b>	A – E. HOGAN	USA
	B – R. STIEGLER	USA		B – R. STIEGLER	USA
	C – K. RICHARDSON	USA		C – K. STEPHENS	USA

**Weather:** Snow **Snow:** Powder **Temperature – Start:** –2.0 °C / 28.4 °F **Finish:** –1.0 °C / 30.2 °F

#### Number of Competitors: 70

Rank	Bib	FIS Code	Name	NOC	Time	Diff.
1	7	385022	KOSTELIC Janica	CRO	52.14	
2	5	195249	PEQUEGNOT Laure	FRA	52.32	0.18
3	9	185140	POUTIAINEN Tanja	FIN	52.46	0.32
4	1	505483	PAERSON Anja	SWE	52.57	0.43
5	4	505084	NOWEN Ylva	SWE	53.08	0.94
6	6	515268	NEF Sonja	SUI	53.32	1.18
7	10	515370	OESTER Marlies	SUI	53.64	1.50
8	15	195215	VIDAL Vanessa	FRA	53.70	1.56
9	13	205378	ERTL Martina	GER	54.08	1.94
10	18	515092	GRUENENFELDER Corina	SUI	54.13	1.99
11	14	205636	BERGMANN Monika	GER	54.18	2.04
12	16	55069	GOETSCHL Renate	AUT	54.31	2.17
13	20	185058	RAITA Henna	FIN	54.75	2.61
14	23	565004	BOKAL Natasa	SLO	55.02	2.88
15	19	55388	RAICH Carina	AUT	55.10	2.96



## OFFICIAL RESULTS / RÉSULTATS OFFICIELS

LADIES' SLALOM 1st RUN  
SLALOM DAMES 1ère MANCHE

DEER VALLEY RESORT WED 20 FEB 2002 / MER 20 FEV 2002 START TIME / HEURE DE DÉPART 10:00

Number of Competitors: 70

Rank	Bib	FIS Code	Name	NOC	Time	Diff.
16	17	565097	PRETNAR Spela	SLO	55.16	3.02
17	32	415069	RIEGLER Claudia	NZL	55.17	3.03
18	36	505187	OTTOSSON Anna	SWE	55.32	3.18
19	40	385027	FLEISS Nika	CRO	55.39	3.25
20	22	55691	SPONRING Christine	AUT	55.42	3.28
21	43	295435	GIUS Nicole	ITA	55.57	3.43
22	34	295738	BACHMANN Silke	ITA	55.69	3.55
23	25	565109	DOVZAN Alenka	SLO	55.73	3.59
24	44	305092	KASHIWAGI Kumiko	JPN	56.14	4.00
25	35	495065	RIENDA CONTRERAS Maria	ESP	56.18	4.04
26	38	155047	ZAKOURILOVA Petra	CZE	56.22	4.08
27	42	225018	CARRICK-ANDERSON E.	GBR	56.25	4.11
28	28	305287	HIROI Noriyo	JPN	56.35	4.21
29	47	155194	KURFUERSTOVA Eva	CZE	56.79	4.65
30	45	537544	KILDOW Lindsey C.	USA	56.84	4.70
31	29	505271	EKMAN Susanne	SWE	57.10	4.96
32	62	385032	JELUSIC Ana	CRO	57.42	5.28
33	56	495318	RUIZ CASTILLO Carolina	ESP	57.72	5.58
34	49	45054	KORTEN Jeannette	AUS	57.85	5.71
35	46	25019	GRAU Vicky	AND	58.13	5.99
36	33	105997	BRYDON Emily	CAN	58.58	6.44
37	53	745005	RAKEDJIAN Vanessa	ARM	58.59	6.45
38	60	315149	LOLOVIC Jelena	YUG	58.87	6.73
39	57	95030	VASSILEVA Nadejda	BUL	59.59	7.45
39	55	35079	SIMARI BIRKNER Maria	ARG	59.59	7.45
41	59	695017	SIPARENKO Yulia	UKR	59.63	7.49
42	51	45087	BRIGHT Rowena	AUS	1:00.22	8.08
43	58	255174	FURUVIK Emma	ISL	1:00.39	8.25
44	67	675013	PERSIDSKAYA Olesia	KAZ	1:03.98	11.84
45	68	275007	MCGARRY Tamsen	IRL	1:05.44	13.30
46	64	345018	NJEIM Chirine	LIB	1:05.54	13.40
47	70	235039	KOUTRA Konstantina	GRE	1:09.19	17.05
48	69	215001	URUMBAEVA Elmira	UZB	1:14.51	22.37
49	65	245041	VASTAGH REGOS Marta	HUN	1:17.66	25.52

## DID NOT START 1st RUN: 2 competitors

52	355020	SCHAEDLER Tamara	LIE
66	465045	MUNTEANU Alexandra	ROM

## DID NOT FINISH 1st RUN: 19 competitors

2	195377	PASCAL-SAIONI Christel	FRA
3	535825	KOZNICK Kristina	USA

20-02-2002 / Deer Valley (USA) / 6415





## OFFICIAL RESULTS / RÉSULTATS OFFICIELS

### LADIES' SLALOM 1st RUN SLALOM DAMES 1ère MANCHE

DEER VALLEY RESORT WED 20 FEB 2002 / MER 20 FEV 2002 START TIME / HEURE DE DÉPART 10:00

Number of Competitors: 70

Rank	Bib	FIS Code	Name	NOC	Time	Diff.
8	425359		<b>BERNTSEN Hedda</b>	NOR		
11	425051		<b>BAKKE-ROGNMO Trine</b>	NOR		
12	536481		<b>SCHLEPER Sarah</b>	USA		
21	55590		<b>SCHILD Marlies</b>	AUT		
24	705287		<b>ZUZULOVA Veronika</b>	SVK		
26	205115		<b>GERG Annemarie</b>	GER		
27	45002		<b>STEGGALL Zali</b>	AUS		
30	105741		<b>FORSYTH Allison</b>	CAN		
31	565207		<b>DABIC Lea</b>	SLO		
37	535118		<b>NELSON Tasha</b>	USA		
39	295445		<b>KARBON Denise</b>	ITA		
41	45099		<b>NIKOLUSSI Kathrin</b>	AUS		
48	225206		<b>ALCOTT Chimene</b>	GBR		
50	155333		<b>HRSTKOVA Lucie</b>	CZE		
54	295807		<b>VIERIN Sonia</b>	ITA		
61	35089		<b>SIMARI BIRKNER Macarena</b>	ARG		
63	685003		<b>AKHMETELI Sofia</b>	GEO		



## START LIST / LISTE DE DÉPART

### LADIES' SLALOM 2nd RUN SLALOM DAMES 2e MANCHE

DEER VALLEY RESORT WED 20 FEB 2002 / MER 20 FEV 2002 START TIME / HEURE DE DÉPART 13:00

Jury			Technical Data		
<b>TD FIS</b>	SAVARD Claude	CAN	<b>Course Name</b>	Know You Don't	
<b>Referee</b>	HOCH Kurt	FIS	<b>Start Altitude</b>	2488 m	
<b>Chief of Race</b>	CLIFFORD Jim	USA	<b>Finish Altitude</b>	2274 m	
<b>Start Referee</b>	PALOVICOVA Jana	SVK	<b>Vertical Drop</b>	214 m	
<b>Finish Referee</b>	REBNE Jan Einar	NOR	<b>Homologation Number</b>	5186/127/98	
Race Information 1st Run			Race Information 2nd Run		
<b>Course Setter</b>	PUELACHER A.	SUI	<b>Course Setter</b>	WESTERLUND G.	FIN
<b>Number of Gates</b>	55		<b>Number of Gates</b>	58	
<b>Start Time</b>	10:00		<b>Start Time</b>	13:00	
<b>Forerunners</b>	A – E. HOGAN	USA	<b>Forerunners</b>	A – E. HOGAN	USA
	B – R. STIEGLER	USA		B – R. STIEGLER	USA
	C – K. RICHARDSON	USA		C – K. STEPHENS	USA

#### Number of Competitors: 49

Start Order	Bib	FIS Code	Name	NOC	1st Run	Diff.	Rank	2nd Run	Total
1	19	55388	<b>RAICH Carina</b>	AUT	55.10	2.96	15		
2	23	565004	<b>BOKAL Natasa</b>	SLO	55.02	2.88	14		
3	20	185058	<b>RAITA Henna</b>	FIN	54.75	2.61	13		
4	16	55069	<b>GOETSCHL Renate</b>	AUT	54.31	2.17	12		
5	14	205636	<b>BERGMANN Monika</b>	GER	54.18	2.04	11		
6	18	515092	<b>GRUENENFELDER Corina</b>	SUI	54.13	1.99	10		
7	13	205378	<b>ERTL Martina</b>	GER	54.08	1.94	9		
8	15	195215	<b>VIDAL Vanessa</b>	FRA	53.70	1.56	8		
9	10	515370	<b>OESTER Marlies</b>	SUI	53.64	1.50	7		
10	6	515268	<b>NEF Sonja</b>	SUI	53.32	1.18	6		
11	4	505084	<b>NOWEN Ylva</b>	SWE	53.08	0.94	5		
12	1	505483	<b>PAERSON Anja</b>	SWE	52.57	0.43	4		
13	9	185140	<b>POUTIAINEN Tanja</b>	FIN	52.46	0.32	3		
14	5	195249	<b>PEQUEGNOT Laure</b>	FRA	52.32	0.18	2		
15	7	385022	<b>KOSTELIC Janica</b>	CRO	52.14	0.00	1		



## START LIST / LISTE DE DÉPART

LADIES' SLALOM 2nd RUN  
SLALOM DAMES 2e MANCHE

DEER VALLEY RESORT WED 20 FEB 2002 / MER 20 FEV 2002 START TIME / HEURE DE DÉPART 13:00

Number of Competitors: 49

Start Order	Bib	FIS Code	Name	NOC	1st Run	Diff.	Rank	2nd Run	Total
16	17	565097	PRETNAR Spela	SLO	55.16	3.02	16		
17	32	415069	RIEGLER Claudia	NZL	55.17	3.03	17		
18	36	505187	OTTOSSON Anna	SWE	55.32	3.18	18		
19	40	385027	FLEISS Nika	CRO	55.39	3.25	19		
20	22	55691	SPONRING Christine	AUT	55.42	3.28	20		
21	43	295435	GIUS Nicole	ITA	55.57	3.43	21		
22	34	295738	BACHMANN Silke	ITA	55.69	3.55	22		
23	25	565109	DOVZAN Alenka	SLO	55.73	3.59	23		
24	44	305092	KASHIWAGI Kumiko	JPN	56.14	4.00	24		
25	35	495065	RIENDA CONTRERAS Maria	ESP	56.18	4.04	25		
26	38	155047	ZAKOURILOVA Petra	CZE	56.22	4.08	26		
27	42	225018	CARRICK-ANDERSON E.	GBR	56.25	4.11	27		
28	28	305287	HIROI Noriyo	JPN	56.35	4.21	28		
29	47	155194	KURFUERSTOVA Eva	CZE	56.79	4.65	29		
30	45	537544	KILDOW Lindsey C.	USA	56.84	4.70	30		
31	29	505271	EKMANN Susanne	SWE	57.10	4.96	31		
32	62	385032	JELUSIC Ana	CRO	57.42	5.28	32		
33	56	495318	RUIZ CASTILLO Carolina	ESP	57.72	5.58	33		
34	49	45054	KORTEN Jeannette	AUS	57.85	5.71	34		
35	46	25019	GRAU Vicky	AND	58.13	5.99	35		
36	33	105997	BRYDON Emily	CAN	58.58	6.44	36		
37	53	745005	RAKEDJIAN Vanessa	ARM	58.59	6.45	37		
38	60	315149	LOLOVIC Jelena	YUG	58.87	6.73	38		
39	57	95030	VASSILEVA Nadejda	BUL	59.59	7.45	39		
40	55	35079	SIMARI BIRKNER Maria	ARG	59.59	7.45	39		
41	59	695017	SIPARENKO Yulia	UKR	59.63	7.49	41		
42	51	45087	BRIGHT Rowena	AUS	1:00.22	8.08	42		
43	58	255174	FURUVIK Emma	ISL	1:00.39	8.25	43		
44	67	675013	PERSIDSKAYA Olesia	KAZ	1:03.98	11.84	44		
45	68	275007	MCGARRY Tamsen	IRL	1:05.44	13.30	45		
46	64	345018	NJEIM Chirine	LIB	1:05.54	13.40	46		
47	70	235039	KOUTRA Konstantina	GRE	1:09.19	17.05	47		
48	69	215001	URUMBAEVA Elmira	UZB	1:14.51	22.37	48		
49	65	245041	VASTAGH REGOS Marta	HUN	1:17.66	25.52	49		



## OFFICIAL RESULTS / RÉSULTATS OFFICIELS

LADIES' SLALOM 2nd RUN  
SLALOM DAMES 2e MANCHE

DEER VALLEY RESORT WED 20 FEB 2002 / MER 20 FEV 2002 START TIME / HEURE DE DÉPART 13:00

Jury			Technical Data		
<b>TD FIS</b>	SAVARD Claude	CAN	<b>Course Name</b>	Know You Don't	
<b>Referee</b>	HOCH Kurt	FIS	<b>Start Altitude</b>	2488 m	
<b>Chief of Race</b>	CLIFFORD Jim	USA	<b>Finish Altitude</b>	2274 m	
<b>Start Referee</b>	PALOVICOVA Jana	SVK	<b>Vertical Drop</b>	214 m	
<b>Finish Referee</b>	REBNE Jan Einar	NOR	<b>Homologation Number</b>	5186/127/98	
Race Information 1st Run			Race Information 2nd Run		
<b>Course Setter</b>	PUELACHER A.	SUI	<b>Course Setter</b>	WESTERLUND G.	FIN
<b>Number of Gates</b>	55		<b>Number of Gates</b>	58	
<b>Start Time</b>	10:00		<b>Start Time</b>	13:00	
<b>Forerunners</b>	A – E. HOGAN	USA	<b>Forerunners</b>	A – E. HOGAN	USA
	B – R. STIEGLER	USA		B – R. STIEGLER	USA
	C – K. RICHARDSON	USA		C – K. STEPHENS	USA

Weather: Snow Snow: Hard Temperature – Start: -1.0 °C / 30.2 °F Finish: -1.0 °C / 30.2 °F F-factor: 570

## Number of Competitors: 70

Rank	Bib	FIS Code	Name	NOC	1st Run	2nd Run	Total	Diff.	Race Points
1	7	385022	KOSTELIC Janica	CRO	52.14	53.96	1:46.10		0.00
2	5	195249	PEQUEGNOT Laure	FRA	52.32	53.85	1:46.17	0.07	0.38
3	1	505483	PAERSON Anja	SWE	52.57	54.52	1:47.09	0.99	5.32
4	4	505084	NOWEN Ylva	SWE	53.08	54.10	1:47.18	1.08	5.80
5	13	205378	ERTL Martina	GER	54.08	53.74	1:47.82	1.72	9.24
6	14	205636	BERGMANN Monika	GER	54.18	53.80	1:47.98	1.88	10.10
7	15	195215	VIDAL Vanessa	FRA	53.70	54.41	1:48.11	2.01	10.80
8	20	185058	RAITA Henna	FIN	54.75	53.65	1:48.40	2.30	12.36
9	23	565004	BOKAL Natasa	SLO	55.02	54.92	1:49.94	3.84	20.63
10	43	295435	GIUS Nicole	ITA	55.57	55.44	1:51.01	4.91	26.38
11	32	415069	RIEGLER Claudia	NZL	55.17	56.02	1:51.19	5.09	27.34
12	40	385027	FLEISS Nika	CRO	55.39	55.88	1:51.27	5.17	27.77
13	36	505187	OTTOSSON Anna	SWE	55.32	56.45	1:51.77	5.67	30.46
14	28	305287	HIROI Noriyo	JPN	56.35	55.63	1:51.98	5.88	31.59
15	35	495065	RIENDA CONTRERAS Maria	ESP	56.18	55.93	1:52.11	6.01	32.29

#470



## OFFICIAL RESULTS / RÉSULTATS OFFICIELS

LADIES' SLALOM 2nd RUN  
SLALOM DAMES 2e MANCHE

DEER VALLEY RESORT WED 20 FEB 2002 / MER 20 FEV 2002 START TIME / HEURE DE DÉPART 13:00

Number of Competitors: 70

Rank	Bib	FIS Code	Name	NOC	1st Run	2nd Run	Total	Diff.	Race Points
16	44	305092	KASHIWAGI Kumiko	JPN	56.14	56.27	1:52.41	6.31	33.90
17	25	565109	DOVZAN Alenka	SLO	55.73	56.92	1:52.65	6.55	35.19
18	34	295738	BACHMANN Silke	ITA	55.69	57.25	1:52.94	6.84	36.75
19	42	225018	CARRICK-ANDERSON E.	GBR	56.25	57.54	1:53.79	7.69	41.31
20	17	565097	PRETNAR Spela	SLO	55.16	58.93	1:54.09	7.99	42.92
21	47	155194	KURFUERSTOVA Eva	CZE	56.79	57.40	1:54.19	8.09	43.46
22	29	505271	EKMAN Susanne	SWE	57.10	57.22	1:54.32	8.22	44.16
23	62	385032	JELUSIC Ana	CRO	57.42	57.59	1:55.01	8.91	47.87
24	46	25019	GRAU Vicky	AND	58.13	57.03	1:55.16	9.06	48.67
25	49	45054	KORTEN Jeannette	AUS	57.85	58.25	1:56.10	10.00	53.72
26	56	495318	RUIZ CASTILLO Carolina	ESP	57.72	58.50	1:56.22	10.12	54.37
27	33	105997	BRYDON Emily	CAN	58.58	59.61	1:58.19	12.09	64.95
28	57	95030	VASSILEVA Nadejda	BUL	59.59	59.45	1:59.04	12.94	69.52
29	53	745005	RAKEDJIAN Vanessa	ARM	58.59	1:00.53	1:59.12	13.02	69.95
30	59	695017	SIPARENKO Yulia	UKR	59.63	1:00.87	2:00.50	14.40	77.36
31	55	35079	SIMARI BIRKNER Maria	ARG	59.59	1:00.99	2:00.58	14.48	77.79
32	45	537544	KILDOW Lindsey C.	USA	56.84	1:03.89	2:00.73	14.63	78.60
33	58	255174	FURUVIK Emma	ISL	1:00.39	1:01.53	2:01.92	15.82	84.99
34	67	675013	PERSIDSKAYA Olesia	KAZ	1:03.98	1:05.99	2:09.97	23.87	128.24
35	68	275007	MCGARRY Tamsen	IRL	1:05.44	1:05.56	2:11.00	24.90	133.77
36	64	345018	NJEIM Chirine	LIB	1:05.54	1:07.94	2:13.48	27.38	147.09
37	70	235039	KOUTRA Konstantina	GRE	1:09.19	1:09.41	2:18.60	32.50	174.60
38	69	215001	URUMBAEVA Elmira	UZB	1:14.51	1:10.39	2:24.90	38.80	208.44

## DID NOT START 1st RUN: 2 competitors

52	355020	SCHAEDLER Tamara	LIE
66	465045	MUNTEANU Alexandra	ROM

## DID NOT FINISH 1st RUN: 19 competitors

2	195377	PASCAL-SAIONI Christel	FRA
3	535825	KOZNICK Kristina	USA
8	425359	BERNTSEN Hedda	NOR
11	425051	BAKKE-ROGNMO Trine	NOR
12	536481	SCHLEPER Sarah	USA
21	55590	SCHILD Marlies	AUT
24	705287	ZUZULOVA Veronika	SVK
26	205115	GERG Annemarie	GER
27	45002	STEGGALL Zali	AUS
30	105741	FORSYTH Allison	CAN
31	565207	DABIC Lea	SLO

#470



## OFFICIAL RESULTS / RÉSULTATS OFFICIELS

### LADIES' SLALOM 2nd RUN SLALOM DAMES 2e MANCHE

DEER VALLEY RESORT WED 20 FEB 2002 / MER 20 FEV 2002 START TIME / HEURE DE DÉPART 13:00

#### Number of Competitors: 70

Rank	Bib	FIS Code	Name	NOC	1st Run	2nd Run	Total	Diff.	Race Points
	37	535118	NELSON Tasha	USA					
	39	295445	KARBON Denise	ITA					
	41	45099	NIKOLUSSI Kathrin	AUS					
	48	225206	ALCOTT Chimene	GBR					
	50	155333	HRSTKOVA Lucie	CZE					
	54	295807	VIERIN Sonia	ITA					
	61	35089	SIMARI BIRKNER Macarena	ARG					
	63	685003	AKHMETELI Sofia	GEO					

#### DID NOT FINISH 2nd RUN: 11 competitors

	6	515268	NEF Sonja	SUI					
	9	185140	POUTIAINEN Tanja	FIN					
	10	515370	OESTER Marlies	SUI					
	16	55069	GOETSCHL Renate	AUT					
	18	515092	GRUENENFELDER Corina	SUI					
	19	55388	RAICH Carina	AUT					
	22	55691	SPONRING Christine	AUT					
	38	155047	ZAKOURILOVA Petra	CZE					
	51	45087	BRIGHT Rowena	AUS					
	60	315149	LOLOVIC Jelena	YUG					
	65	245041	VASTAGH REGOS Marta	HUN					

Technical Delegate:  
SAVARD, Claude (CAN) #470



## PENALTY CALCULATION / CALCUL DE LA PÉNALITÉ

LADIES' SLALOM  
SLALOM DAMES

DEER VALLEY RESORT WED 20 FEB 2002 / MER 20 FEV 2002 START TIME / HEURE DE DÉPART 13:00

## Best 10 at Finish

Rank	Bib	FIS Code	Name	NOC	FIS Points	Best 5	Race Points
1	7	385022	KOSTELIC Janica	CRO	3.14	3.14	0.00
2	5	195249	PEQUEGNOT Laure	FRA	0.00	0.00	0.38
3	1	505483	PAERSON Anja	SWE	1.61	1.61	5.32
4	4	505084	NOWEN Ylva	SWE	3.45	3.45	5.80
5	13	205378	ERTL Martina	GER	4.58		
6	14	205636	BERGMANN Monika	GER	3.96	3.96	10.10
7	15	195215	VIDAL Vanessa	FRA	4.73		
8	20	185058	RAITA Henna	FIN	5.34		
9	23	565004	BOKAL Natasa	SLO	5.70		
10	43	295435	GIUS Nicole	ITA	18.12		

## Best 5 FIS Points at Start

Rank	Bib	FIS Code	Name	NOC	FIS Points
2	5	195249	PEQUEGNOT Laure	FRA	0.00
DNF	3	535825	KOZNICK Kristina	USA	0.55
3	1	505483	PAERSON Anja	SWE	1.61
DNF	6	515268	NEF Sonja	SUI	2.19
DNF	2	195377	PASCAL-SAIONI Christel	FRA	2.84

## TOTALS:

FIS Points of Best 5 at Start (B)	7.19		
FIS Points of Best at Finish in Top 10 (A)		12.16	
Race Points of Corresponding Competitors (C)			21.60
Calculated Penalty (A+B-C) : 10 =>	-0.225		
Rounded	-0.23		
Correction Value (Z)	0.17		
Penalty Applied	0.00		

Technical Delegate:  
SAVARD, Claude (CAN) #470

LEGEND  
DNF Did Not Finish

20-02-2002 / Deer Valley (USA) / 6415



## SLALOM FIS WCSL LIST / LISTE DE DÉPART COUPE DU MONDE FIS SLALOM

LADIES' SLALOM  
SLALOM DAMES

DEER VALLEY RESORT WED 20 FEB 2002 / MER 20 FEV 2002 START TIME / HEURE DE DÉPART 13:00

Rank	FIS Code	Name	NOC	Competition Dates and Locations									Base	- X	+ Y	= WCSL-SL
				1	2	3	4	5	6	7	8	9				
				22 NOV 2001 Copper Mountain (USA)	9 DEC 2001 Sestrières (ITA)	29 DEC 2001 Lienz (AUT)	5 JAN 2002 Maribor (SLO)	6 JAN 2002 Maribor (SLO)	13 JAN 2002 Saalbach-Hinterglemm (AUT)	20 JAN 2002 Berchtesgaden - Göttschen (GER)	3 FEB 2002 Åre (SWE)	20 FEB 2002 Deer Valley (USA)				
				Number of Competitors: 67												
1	195249	PEQUEGNOT Laure	FRA	100	36	36	60	80	100	40	100	80	317	285	632	664
2	535825	KOZNICK Kristina	USA	40	32	80	80	36	50	100	80	-	332	299	498	531
3	505483	PAERSON Anja	SWE	-	100	100	100	100	-	-	-	60	335	302	460	493
4	515268	NEF Sonja	SUI	-	60	29	32	60	80	24	45	-	420	378	330	372
5	385022	KOSTELIC Janica	CRO	-	-	24	29	26	13	60	-	100	869	782	252	339
6	505084	NOWEN Ylva	SWE	26	-	50	22	18	60	32	60	50	152	137	318	333
7	195377	PASCAL-SAIONI Christel	FRA	50	22	32	40	50	32	50	-	-	391	352	276	315
8	205636	BERGMANN Monika	GER	40	-	80	16	40	26	22	18	40	44	40	282	286
9	536481	SCHLEPER Sarah	USA	-	11	40	36	45	45	45	32	-	210	189	254	275
10	185140	POUTIAINEN Tanja	FIN	-	80	26	50	29	-	16	50	-	195	176	251	270
11	515370	OESTER Marlies	SUI	22	29	14	45	22	29	100	-	-	65	59	261	267
12	205378	ERTL Martina	GER	32	40	15	-	15	-	8	15	45	346	311	170	205
13	425051	BAKKE-ROGNMO Trine	NOR	-	50	45	14	24	18	26	-	-	245	221	177	201
14	195215	VIDAL Vanessa	FRA	20	13	8	20	16	40	29	-	36	170	153	182	199
15	565097	PRETNAR Spela	SLO	-	45	12	-	13	-	20	36	-	191	172	126	145
16	425359	BERNTSEN Hedda	NOR	45	-	7	-	-	20	11	24	-	353	318	107	142
17	185058	RAITA Henna	FIN	11	8	-	-	12	40	15	-	32	192	173	118	137
18	515092	GRUENENFELDER Corina	SUI	-	18	20	26	32	16	-	16	-	34	31	128	131
19	55388	RAICH Carina	AUT	60	18	-	-	14	11	-	11	-	52	47	114	119
20	55302	EGGER Sabine	AUT	16	-	-	10	4	-	36	29	-	152	137	95	110
20	55590	SCHILD Marlies	AUT	-	6	-	8	20	24	12	40	-	-	-	110	110
22	565004	BOKAL Natasa	SLO	6	29	10	5	-	8	-	-	29	166	149	87	104
23	55691	SPONRING Christine	AUT	80	-	-	-	10	-	-	-	-	60	54	90	96
24	705287	ZUZULOVA Veronika	SVK	14	24	11	-	7	-	7	26	-	-	-	89	89
25	295559	BIAVASCHI Elisabetta	ITA	-	20	16	24	-	22	-	-	-	49	44	82	87
26	55069	GOETSCHL Renate	AUT	29	4	-	-	-	5	14	24	-	72	65	76	83
27	565109	DOVZAN Alenka	SLO	9	-	22	11	9	-	9	-	-	75	68	60	67
27	205115	GERG Annemarie	GER	18	12	10	-	-	-	18	4	-	54	49	62	67
29	55136	KOELLERER Karin	AUT	26	-	-	-	-	-	-	-	-	380	342	26	64
30	305287	HIROI Noriyo	JPN	-	-	-	7	1	12	5	6	18	103	93	49	59
30	505187	OTTOSSON Anna	SWE	-	10	-	-	5	-	-	20	20	44	40	55	59
30	415069	RIEGLER Claudia	NZL	-	-	-	-	-	15	-	9	24	110	99	48	59
33	45002	STEGGALL Zali	AUS	10	-	13	-	2	9	-	13	-	83	75	47	55
34	295435	GIUS Nicole	ITA	-	-	-	12	11	-	-	-	26	10	9	49	50

20-02-2002 / Deer Valley (USA) / 6415





## SLALOM FIS WCSL LIST / LISTE DE DÉPART COUPE DU MONDE FIS SLALOM

LADIES' SLALOM  
SLALOM DAMES

DEER VALLEY RESORT WED 20 FEB 2002 / MER 20 FEV 2002 START TIME / HEURE DE DÉPART 13:00

Rank	FIS Code	Name	NOC	22 NOV 2001 Copper Mountain (USA) 9 DEC 2001 Sestrières (ITA) 29 DEC 2001 Lienz (AUT) 5 JAN 2002 Maribor (SLO) 6 JAN 2002 Maribor (SLO) 13 JAN 2002 Saalbach-Hinterglemm (AUT) 20 JAN 2002 Berchtesgaden - Göttschen (GER) 3 FEB 2002 Åre (SWE) 20 FEB 2002 Deer Valley (USA)									Base	- X	+ Y	= WCSL-SL
				1	2	3	4	5	6	7	8	9				
35	505271	EKMAN Susanne	SWE	-	15	-	-	8	14	-	7	-	25	23	44	46
36	565207	DABIC Lea	SLO	-	-	-	18	-	10	13	-	-	-	-	41	41
36	495065	RIENDA CONTRERAS M.	ESP	15	9	-	-	-	-	-	-	16	10	9	40	41
38	105741	FORSYTH Allison	CAN	7	-	-	-	6	-	6	11	-	88	79	30	39
39	55759	KIRCHGASSER Michaela	AUT	-	14	18	-	-	-	-	-	-	-	-	32	32
40	505260	HARGIN Janette	SWE	-	-	-	15	-	-	-	12	-	-	-	27	27
41	385027	FLEISS Nika	CRO	-	-	-	-	-	-	-	-	22	-	-	22	22
42	295445	KARBON Denise	ITA	13	-	-	-	-	-	-	-	-	54	49	13	18
43	565010	HROVAT Urska	SLO	-	-	-	-	-	-	-	-	-	166	149	-	17
44	106022	JANYK Britt	CAN	-	-	-	-	-	-	-	14	-	-	-	14	14
44	565243	MAZE Tina	SLO	-	-	-	6	-	6	-	-	-	16	14	12	14
46	505396	HARGIN Christine	SWE	12	-	-	-	-	-	-	-	-	14	13	12	13
46	106056	SIMARD Genevieve	CAN	-	-	-	13	-	-	-	-	-	-	-	13	13
46	55359	TRUPPE Karin	AUT	-	-	-	-	3	7	-	-	-	32	29	10	13
49	205716	HUBER Marina	GER	-	-	-	-	-	-	4	5	-	25	23	9	11
50	295738	BACHMANN Silke	ITA	-	7	-	-	-	-	-	-	-	30	27	7	10
50	206001	RIESCH Maria	GER	-	-	-	-	-	-	10	-	-	-	-	10	10
52	425458	VIKEN Line	NOR	-	-	-	9	-	-	-	-	-	-	-	9	9
52	205736	WOLF Stefanie	GER	8	-	-	-	-	-	-	-	-	8	7	8	9
54	295927	PLANATSCHER Maddalena	ITA	-	-	-	-	-	-	-	8	-	-	-	8	8
55	536473	LALIVE Caroline	USA	-	-	-	-	-	-	-	-	-	70	63	-	7
56	55544	KNOR Petra	AUT	-	6	-	-	-	-	-	-	-	-	-	6	6
56	55097	WACHTER Anita	AUT	-	-	-	-	-	-	-	-	-	59	53	-	6
58	515374	ROTEN MEIER Karin	SUI	-	-	-	-	-	-	-	-	-	50	45	-	5
59	225018	CARRICK-ANDERSON E.	GBR	-	-	-	-	-	-	-	3	-	6	5	3	4
60	295342	PUTZER Karen	ITA	-	-	-	-	-	-	-	-	-	34	31	-	3
60	155047	ZAKOURILOVA Petra	CZE	-	3	-	-	-	-	-	-	-	-	-	3	3
62	305092	KASHIWAGI Kumiko	JPN	-	-	-	-	-	-	-	-	-	20	18	-	2
63	105997	BRYDON Emily	CAN	-	-	-	-	-	-	-	-	-	7	6	-	1
63	195048	CLEMENT-GUY Stephanie	FRA	-	-	-	-	-	-	-	-	-	11	10	-	1
63	296091	PEZZEDI Emmi	ITA	-	-	-	-	-	-	-	-	-	9	8	-	1
63	195493	RICHARD Helene	FRA	-	-	-	-	-	-	-	-	-	10	9	-	1
63	55247	Waidhofer-Dummer C.	AUT	-	-	-	-	-	-	-	-	-	7	6	-	1



## SLALOM FIS WCSL LIST / LISTE DE DÉPART COUPE DU MONDE FIS SLALOM

LADIES' SLALOM  
SLALOM DAMES

DEER VALLEY RESORT WED 20 FEB 2002 / MER 20 FEV 2002 START TIME / HEURE DE DÉPART 13:00

### Number of Competitors per Nation until 60th position

AUS : 1	AUT : 10	CAN : 3	CRO : 2	CZE : 1	FIN : 2
FRA : 3	GBR : 1	GER : 6	ITA : 6	JPN : 1	NOR : 3
NZE : 1	SLO : 6	SPA : 1	SUI : 4	SVK : 1	SWE : 6
USA : 3					

#### LEGEND

**Base** Last season WCSL points  
**X** (Base / number of planned races in the current season) \* number of completed races in the current season  
**Y** WC points won in the current season  
**WCSL-SL** World Cup Start List points for Slalom

20-02-2002 / Deer Valley (USA) / 6415

**PROGRAM / PROGRAMME****LADIES' GIANT SLALOM  
SLALOM GÉANT DAMES**

PARK CITY MOUNTAIN RESORT FRI 22 FEB 2002 / VEN 22 FEV 2002 START TIME / HEURE DE DÉPART 10:00

<b>Jury Inspection:</b> Bottom of poma	07:00	
<b>Radios:</b>	From 06:30 from Sport Radio	
<b>Lift open:</b>	From 06:30	
<b>Warm up and training area:</b>	To be announced	
<b>Inspection:</b> 1st Run 2nd Run	1 – 20: 07:50 – 08:30, 21 – end: 08:00 – 08:40 1 – 20: 11:45 – 12:15, 21 – end: 11:50 – 12:20	
<b>Entry for racers closed:</b>	1st Run 08:05 / 08:15	2nd Run 12:00 / 12:05
<b>Photographers in place:</b>	1st Run 09:00	2nd Run 12:00
<b>Entry for all closed:</b>	1st Run 09:45	2nd Run 12:45
<b>Coaches in place:</b>	1st Run 09:48	2nd Run 12:48
<b>POV Camera Number: 1 - 3:</b>	1st Run 09:51	2nd Run 12:51
<b>Forerunners:</b> Number: 3	1st Run 09:56:20	2nd Run 12:56:20
<b>Start Time Racer nr.1:</b>	1st Run 10:00	2nd Run 13:00
<b>Start Interval:</b> 1st run 2nd run	1 – 15: 1 min 40", 16 – 40: 1 min, From 41: 40" 15 – 1: 1 min 45", 16 – 40: 1 min, From 41: 40"	
<b>Television breaks:</b>	2nd Run ONLY: After racer 15, 3 min 30"	
<b>Yellow zones</b>		
<b>Slip crews:</b>	2 after each racer	
<b>Intermediate times:</b>	3	
<b>Public draw:</b>	No public draw	
<b>Prize giving ceremony:</b>	Flower Ceremony in the finish (1 – 3) Medal Ceremony in Salt Lake City (1 – 3). See page 14 of the Team Captain's Manual	
<b>Raceski-test</b>	No	
<b>Press conference</b>	Immediately after Flower Ceremony	
<b>Course setter at start:GS</b> 1st Run: Nat: ITA 2nd Run: Nat: SWE	Name(s) L. Prenn A. Persson	
<b>Next team captains meeting</b>	Wednesday, 27 February 2002, at 19:00 at Lenzerheide (SUI)	
<b>Miscellaneous</b> Connection Coaches: SUI and NOR		



## ENTRY LIST BY NOC / LISTE DES PARTICIPANTS PAR CNO

LADIES' GIANT SLALOM  
SLALOM GÉANT DAMES

PARK CITY MOUNTAIN RESORT FRI 22 FEB 2002 / VEN 22 FEV 2002 START TIME / HEURE DE DÉPART 10:00

Number of Competitors: 69

NOC	FIS Code	Name	FIS Points (February 2002 List)			
			DH	SL	GS	SG
<b>AND</b>	25019	<b>GRAU Vicky</b>	–	23.03 (116)	96.09 (1311)	218.02 (1744)
<b>ARG</b>	35089	<b>SIMARI BIRKNER Macarena</b>	63.15 (216)	51.82 (451)	41.61 (300)	41.97 (124)
	35079	<b>SIMARI BIRKNER Maria Belen</b>	70.02 (255)	39.08 (266)	38.78 (259)	60.45 (265)
<b>ARM</b>	745005	<b>RAKEDJIAN Vanessa</b>	–	35.49 (220)	39.35 (266)	–
<b>AUS</b>	45054	<b>KORTEN Jeannette</b>	181.07 (843)	23.78 (122)	25.97 (119)	93.10 (580)
	45071	<b>OWENS Jenny</b>	23.32 (61)	31.92 (187)	26.36 (124)	34.18 (92)
<b>AUT</b>	55198	<b>DORFMEISTER Michaela</b>	2.68 (3)	35.54 (221)	1.07 (2)	2.58 (5)
	55290	<b>HEREGGER Selina</b>	4.10 (7)	31.14 (179)	5.71 (25)	5.47 (24)
	55212	<b>MEISSNITZER Alexandra</b>	17.56 (47)	65.77 (694)	4.63 (10)	2.91 (6)
	55261	<b>OBERMOSER Brigitte</b>	4.18 (8)	47.98 (394)	5.23 (17)	4.77 (20)
<b>BRA</b>	85018	<b>ARNHOLD Mirella</b>	–	225.80 (3133)	131.15 (2028)	241.11 (1855)
<b>BUL</b>	95030	<b>VASSILEVA Nadejda</b>	146.35 (685)	46.06 (365)	70.36 (744)	109.15 (759)
<b>CAN</b>	105997	<b>BRYDON Emily</b>	6.00 (31)	11.00 (39)	27.91 (132)	6.00 (31)
	105741	<b>FORSYTH Allison</b>	53.69 (170)	16.82 (71)	3.13 (7)	60.05 (260)
<b>CRO</b>	385027	<b>FLEISS Nika</b>	–	15.82 (63)	32.91 (179)	71.66 (368)
	385032	<b>JELUSIC Ana</b>	–	54.06 (475)	51.99 (448)	–
	385022	<b>KOSTELIC Janica</b>	27.47 (76)	3.14 (6)	5.70 (24)	4.68 (18)
<b>CZE</b>	155333	<b>HRSTKOVA Lucie</b>	46.00 (141)	26.61 (147)	17.68 (49)	22.05 (48)
	155194	<b>KURFUERSTOVA Eva</b>	305.00 (1225)	23.45 (118)	23.25 (91)	309.61 (2063)
	155047	<b>ZAKOURILOVA Petra</b>	91.91 (378)	15.14 (56)	20.22 (70)	80.32 (441)
<b>FIN</b>	185140	<b>POUTIAINEN Tanja</b>	–	3.53 (9)	4.67 (11)	120.14 (879)
	185058	<b>RAITA Henna</b>	208.64 (958)	5.34 (19)	41.75 (301)	161.53 (1321)
<b>FRA</b>	195374	<b>MONTILLET Carole</b>	4.32 (9)	119.95 (1788)	5.29 (18)	1.70 (4)
	195377	<b>PASCAL-SAIONI Christel</b>	–	2.84 (5)	5.99 (30)	244.37 (1868)
	195249	<b>PEQUEGNOT Laure</b>	167.85 (797)	0.00 (1)	27.56 (130)	111.55 (784)
<b>GBR</b>	225206	<b>ALCOTT Chimene</b>	34.73 (99)	23.76 (121)	24.07 (104)	47.98 (159)
<b>GEO</b>	685003	<b>AKHMETELI Sofia</b>	–	60.10 (581)	74.01 (832)	131.32 (993)
<b>GER</b>	205636	<b>BERGMANN Monika</b>	75.22 (282)	3.96 (11)	28.14 (135)	110.77 (777)

22-02-2002 / Park City (USA) / 6416



## ENTRY LIST BY NOC / LISTE DES PARTICIPANTS PAR CNO

LADIES' GIANT SLALOM  
SLALOM GÉANT DAMES

PARK CITY MOUNTAIN RESORT FRI 22 FEB 2002 / VEN 22 FEV 2002 START TIME / HEURE DE DÉPART 10:00

Number of Competitors: 69

NOC	FIS Code	Name	FIS Points (February 2002 List)							
			DH		SL		GS		SG	
GER	205378	ERTL Martina	17.43	(44)	4.58	(13)	5.99	(30)	4.97	(21)
	205115	GERG Annemarie	–		5.89	(29)	18.35	(58)	122.73	(907)
	205119	HALTMAYR Petra	5.52	(20)	29.66	(165)	23.80	(98)	3.77	(12)
HUN	245041	VASTAGH REGOS Marta	–		68.42	(740)	88.27	(1142)	156.23	(1259)
IRL	275007	MCGARRY Tamsen	313.56	(1241)	98.90	(1329)	101.95	(1453)	202.86	(1641)
ISL	255098	KRISTJANSDOTTIR Dagny L.	58.29	(190)	50.51	(433)	35.72	(217)	46.58	(149)
ITA	295738	BACHMANN Silke	118.17	(525)	13.16	(48)	5.47	(20)	86.59	(506)
	295435	GIUS Nicole	130.71	(589)	18.12	(79)	12.63	(36)	71.19	(363)
	295445	KARBON Denise	336.23	(1264)	15.62	(62)	16.55	(47)	49.89	(175)
	295342	PUTZER Karen	21.40	(55)	16.01	(64)	3.00	(6)	3.17	(8)
JPN	305287	HIROI Noriyo	–		11.00	(39)	38.88	(261)	176.99	(1434)
	305092	KASHIWAGI Kumiko	528.60	(1331)	20.15	(89)	18.28	(55)	56.38	(230)
YUG	315149	LOLOVIC Jelena	–		48.51	(407)	39.86	(274)	269.57	(1955)
KAZ	675013	PERSIDSKAYA Olesia	–		89.18	(1124)	94.66	(1279)	123.66	(916)
KOR	325034	YOO Hye Min	–		77.05	(895)	68.88	(721)	268.23	(1949)
LIB	345018	NJEIM Chirine	–		62.77	(637)	67.16	(702)	117.74	(845)
LIE	355002	HEEB-BATLINER Birgit	148.03	(696)	153.79	(2395)	4.94	(16)	80.70	(447)
MKD	755007	NIKOLOVSKA Jana	–		107.44	(1526)	86.46	(1097)	127.21	(951)
NOR	425001	FLEMMEN Andrine	26.49	(73)	15.33	(57)	2.87	(4)	6.00	(31)
	425389	NILSEN Stina Hofgard	107.36	(457)	46.60	(375)	2.94	(5)	54.19	(210)
ROM	465045	MUNTEANU Alexandra	54.58	(175)	79.55	(946)	42.74	(315)	52.98	(203)
SLO	565109	DOVZAN Alenka	176.37	(826)	5.87	(28)	5.75	(27)	55.42	(219)
	565243	MAZE Tina	50.08	(159)	12.91	(44)	4.13	(8)	33.61	(89)
	565097	PRETNAR Spela	126.56	(567)	4.90	(16)	18.35	(58)	52.92	(201)
ESP	495107	GALINDO SANTOLARIA Ana	–		40.72	(290)	16.40	(45)	–	
	495065	RIENDA CONTRERAS Maria Jose	–		13.17	(49)	4.81	(13)	41.01	(120)
	495318	RUIZ CASTILLO Carolina	–		44.49	(344)	19.45	(65)	26.24	(62)

22-02-2002 / Park City (USA) / 6416



## ENTRY LIST BY NOC / LISTE DES PARTICIPANTS PAR CNO

LADIES' GIANT SLALOM  
SLALOM GÉANT DAMES

PARK CITY MOUNTAIN RESORT FRI 22 FEB 2002 / VEN 22 FEV 2002 START TIME / HEURE DE DÉPART 10:00

Number of Competitors: 69

NOC	FIS Code	Name	FIS Points (February 2002 List)							
			DH		SL		GS		SG	
<b>SUI</b>	515573	<b>AUFDENBLATTEN Fraenzi</b>	34.64	(98)	36.99	(238)	5.56	(22)	25.43	(58)
	515095	<b>KUMMER Lilian</b>	63.03	(213)	29.76	(167)	4.75	(12)	48.37	(161)
	515268	<b>NEF Sonja</b>	–		2.19	(4)	0.00	(1)	106.14	(725)
	515098	<b>REY BELLET Corinne</b>	3.42	(6)	36.16	(230)	4.91	(14)	3.68	(11)
<b>SVK</b>	705287	<b>ZUZULOVA Veronika</b>	–		5.72	(27)	29.56	(150)	–	
<b>SWE</b>	505260	<b>HARGIN Janette</b>	22.21	(59)	12.91	(44)	10.39	(34)	5.74	(25)
	505084	<b>NOWEN Ylva</b>	–		3.45	(7)	4.48	(9)	90.47	(552)
	505187	<b>OTTOSSON Anna</b>	231.07	(1052)	13.36	(50)	4.92	(15)	50.57	(181)
	505483	<b>PAERSON Anja</b>	152.53	(729)	1.61	(3)	2.26	(3)	68.33	(326)
<b>UKR</b>	695017	<b>SIPARENKO Yulia</b>	123.17	(548)	47.61	(390)	92.17	(1233)	227.43	(1797)
<b>USA</b>	536138	<b>CLARK Kirsten L</b>	4.91	(13)	78.45	(916)	12.93	(38)	4.44	(14)
	535825	<b>KOZNICK Kristina</b>	–		0.55	(2)	5.54	(21)	90.76	(555)
	536481	<b>SCHLEPER Sarah</b>	33.38	(94)	3.47	(8)	5.46	(19)	59.27	(253)
	535951	<b>SHAFFER Alexandra</b>	61.15	(204)	15.35	(59)	21.72	(83)	54.59	(214)

## LEGEND

DH Downhill SL Slalom GS Giant Slalom SG Super-G

22-02-2002 / Park City (USA) / 6416

**START LIST / LISTE DE DÉPART**LADIES' GIANT SLALOM 1st RUN  
SLALOM GÉANT DAMES 1ère MANCHE**CORRECTION**

PARK CITY MOUNTAIN RESORT FRI 22 FEB 2002 / VEN 22 FEV 2002 START TIME / HEURE DE DÉPART 10:00

Jury			Technical Data		
<b>TD FIS</b>	SAVARD Claude	CAN	<b>Course Name</b>	CB's Run	
<b>Referee</b>	HOCH Kurt	FIS	<b>Start Altitude</b>	2510 m	
<b>Chief of Race</b>	CLIFFORD Jim	USA	<b>Finish Altitude</b>	2120 m	
<b>Start Referee</b>	PALOVICOVA Jana	SVK	<b>Vertical Drop</b>	390 m	
<b>Finish Referee</b>	REBNE Jan Einar	NOR	<b>Homologation Number</b>	4235/108/94	
Race Information 1st Run			Race Information 2nd Run		
<b>Course Setter</b>	PRENN Luis	ITA	<b>Course Setter</b>	PERSSON Anders	SWE
<b>Number of Gates</b>	52		<b>Number of Gates</b>		
<b>Turning Gates</b>	50		<b>Turning Gates</b>		
<b>Start Time</b>	10:00		<b>Start Time</b>	13:00	
<b>Forerunners</b>	A – E. HOGAN	USA	<b>Forerunners</b>	A – E. HOGAN	USA
	B – R. STIESLER	USA		B – R. STIESLER	USA
	C – K. STEPHENS	USA		C – K. STEPHENS	USA
	D – T. GAYLORD	USA		D – T. GAYLORD	USA
	E – C. REED	USA		E – C. REED	USA

**Start Interval:**

1 – 15	: 100 sec.
16 – 40	: 60 sec.
41 – 69	: 40 sec.

**Number of Competitors: 69**

Bib	FIS Code	Name	NOC	Time
1	515268	NEF Sonja	SUI	_____
2	55198	DORFMEISTER Michaela	AUT	_____
3	105741	FORSYTH Allison	CAN	_____
4	425001	FLEMMEN Andrine	NOR	_____
5	425389	NILSEN Stina Hofgard	NOR	_____
6	295342	PUTZER Karen	ITA	_____
7	505483	PAERSON Anja	SWE	_____
8	495065	RIENDA CONTRERAS Maria Jose	ESP	_____
9	565243	MAZE Tina	SLO	_____
10	55212	MEISSNITZER Alexandra	AUT	_____
11	185140	POUTIAINEN Tanja	FIN	_____
12	515095	KUMMER Lilian	SUI	_____
13	515098	REY BELLET Corinne	SUI	_____
14	505084	NOWEN Ylva	SWE	_____
15	505187	OTTOSSON Anna	SWE	_____

**START LIST / LISTE DE DÉPART**

LADIES' GIANT SLALOM 1st RUN  
SLALOM GÉANT DAMES 1ère MANCHE

**CORRECTION**

PARK CITY MOUNTAIN RESORT FRI 22 FEB 2002 / VEN 22 FEV 2002 START TIME / HEURE DE DÉPART 10:00

Number of Competitors: 69

Bib	FIS Code	Name	NOC	Time
16	55261	OBERMOSER Brigitte	AUT	_____
17	195374	MONTILLET Carole	FRA	_____
18	535825	KOZNICK Kristina	USA	_____
19	385022	KOSTELIC Janica	CRO	_____
20	55290	HEREGGER Selina	AUT	_____
21	205378	ERTL Martina	GER	_____
22	355002	HEEB-BATLINER Birgit	LIE	_____
23	536481	SCHLEPER Sarah	USA	_____
24	295738	BACHMANN Silke	ITA	_____
25	515573	AUFDENBLATTEN Fraenzi	SUI	_____
26	565109	DOVZAN Alenka	SLO	_____
27	195377	PASCAL-SAIONI Christel	FRA	_____
28	295445	KARBON Denise	ITA	_____
29	295435	GIUS Nicole	ITA	_____
30	536138	CLARK Kirsten L	USA	_____
31	195249	PEQUEGNOT Laure	FRA	_____
32	505260	HARGIN Janette	SWE	_____
33	495107	GALINDO SANTOLARIA Ana	ESP	_____
34	155333	HRSTKOVA Lucie	CZE	_____
35	305092	KASHIWAGI Kumiko	JPN	_____
36	205115	GERG Annemarie	GER	_____
37	565097	PRETNAR Spela	SLO	_____
38	495318	RUIZ CASTILLO Carolina	ESP	_____
39	155047	ZAKOURILOVA Petra	CZE	_____
40	535951	SHAFFER Alexandra	USA	_____
41	155194	KURFUERSTOVA Eva	CZE	_____
42	205119	HALTMAYR Petra	GER	_____
43	225206	ALCOTT Chimene	GBR	_____
44	45054	KORTEN Jeannette	AUS	_____
45	45071	OWENS Jenny	AUS	_____
46	105997	BRYDON Emily	CAN	_____
47	205636	BERGMANN Monika	GER	_____
48	705287	ZUZULOVA Veronika	SVK	_____
49	385027	FLEISS Nika	CRO	_____
50	255098	KRISTJANSDOTTIR Dagny L.	ISL	_____
51	35079	SIMARI BIRKNER Maria Belen	ARG	_____
52	305287	HIROI Noriyo	JPN	_____
53	745005	RAKEDJIAN Vanessa	ARM	_____
54	315149	LOLOVIC Jelena	YUG	_____
55	35089	SIMARI BIRKNER Macarena	ARG	_____
56	185058	RAITA Henna	FIN	_____
57	465045	MUNTEANU Alexandra	ROM	_____
58	385032	JELUSIC Ana	CRO	_____



**START LIST / LISTE DE DÉPART****CORRECTION**LADIES' GIANT SLALOM 1st RUN  
SLALOM GÉANT DAMES 1ère MANCHE

PARK CITY MOUNTAIN RESORT FRI 22 FEB 2002 / VEN 22 FEV 2002 START TIME / HEURE DE DÉPART 10:00

**Number of Competitors: 69**

<b>Bib</b>	<b>FIS Code</b>	<b>Name</b>	<b>NOC</b>	<b>Time</b>
59	345018	NJEIM Chirine	LIB	_____
60	325034	YOO Hye Min	KOR	_____
61	95030	VASSILEVA Nadejda	BUL	_____
62	685003	AKHMETELI Sofia	GEO	_____
63	755007	NIKOLOVSKA Jana	MKD	_____
64	245041	VASTAGH REGOS Marta	HUN	_____
65	695017	SIPARENKO Yulia	UKR	_____
66	675013	PERSIDSKAYA Olesia	KAZ	_____
67	25019	GRAU Vicky	AND	_____
68	275007	MCGARRY Tamsen	IRL	_____
69	85018	ARNHOLD Mirella	BRA	_____

**Correction to Jury names**

22-02-2002 / Park City (USA) / 6416



## OFFICIAL RESULTS / RÉSULTATS OFFICIELS

### LADIES' GIANT SLALOM 1st RUN SLALOM GÉANT DAMES 1ère MANCHE

PARK CITY MOUNTAIN RESORT FRI 22 FEB 2002 / VEN 22 FEV 2002 START TIME / HEURE DE DÉPART 10:00

Jury			Technical Data		
<b>TD FIS</b>	SAVARD Claude	CAN	<b>Course Name</b>	CB's Run	
<b>Referee</b>	HOCH Kurt	FIS	<b>Start Altitude</b>	2510 m	
<b>Chief of Race</b>	CLIFFORD Jim	USA	<b>Finish Altitude</b>	2120 m	
<b>Start Referee</b>	PALOVICOVA Jana	SVK	<b>Vertical Drop</b>	390 m	
<b>Finish Referee</b>	REBNE Jan Einar	NOR	<b>Homologation Number</b>	4235/108/94	
Race Information 1st Run			Race Information 2nd Run		
<b>Course Setter</b>	PRENN Luis	ITA	<b>Course Setter</b>	PERSSON Anders	SWE
<b>Number of Gates</b>	52		<b>Number of Gates</b>		
<b>Turning Gates</b>	50		<b>Turning Gates</b>		
<b>Start Time</b>	10:00		<b>Start Time</b>	13:00	
<b>Forerunners</b>	A – E. HOGAN	USA	<b>Forerunners</b>	A – E. HOGAN	USA
	B – R. STIESLER	USA		B – R. STIESLER	USA
	C – K. STEPHENS	USA		C – K. STEPHENS	USA
	D – T. GAYLORD	USA		D – T. GAYLORD	USA
	E – C. REED	USA		E – C. REED	USA

**Weather:** Partly Cloudy **Snow:** Packed **Temperature – Start:** 7.0 °C / 44.6 °F **Finish:** 6.0 °C / 42.8 °F

#### Number of Competitors: 69

Rank	Bib	FIS Code	Name	NOC	Time	Diff.
1	19	385022	KOSTELIC Janica	CRO	1:16.00	
2	10	55212	MEISSNITZER Alexandra	AUT	1:16.49	0.49
3	8	495065	RIENDA CONTRERAS Maria	ESP	1:16.73	0.73
4	7	505483	PAERSON Anja	SWE	1:16.87	0.87
5	2	55198	DORFMEISTER Michaela	AUT	1:16.89	0.89
6	1	515268	NEF Sonja	SUI	1:16.94	0.94
7	14	505084	NOWEN Ylva	SWE	1:17.09	1.09
8	15	505187	OTTOSSON Anna	SWE	1:17.12	1.12
9	9	565243	MAZE Tina	SLO	1:17.16	1.16
10	22	355002	HEEB-BATLINER Birgit	LIE	1:17.29	1.29
11	11	185140	POUTIAINEN Tanja	FIN	1:17.31	1.31
12	3	105741	FORSYTH Allison	CAN	1:17.36	1.36
13	6	295342	PUTZER Karen	ITA	1:17.43	1.43
14	28	295445	KARBON Denise	ITA	1:17.75	1.75
15	16	55261	OBERMOSER Brigitte	AUT	1:17.82	1.82



## OFFICIAL RESULTS / RÉSULTATS OFFICIELS

LADIES' GIANT SLALOM 1st RUN  
SLALOM GÉANT DAMES 1ère MANCHE

PARK CITY MOUNTAIN RESORT FRI 22 FEB 2002 / VEN 22 FEV 2002 START TIME / HEURE DE DÉPART 10:00

Number of Competitors: 69

Rank	Bib	FIS Code	Name	NOC	Time	Diff.
16	24	295738	BACHMANN Silke	ITA	1:17.92	1.92
16	13	515098	REY BELLET Corinne	SUI	1:17.92	1.92
18	20	55290	HEREGGER Selina	AUT	1:17.93	1.93
19	18	535825	KOZNICK Kristina	USA	1:18.04	2.04
20	17	195374	MONTILLET Carole	FRA	1:18.14	2.14
21	30	536138	CLARK Kirsten L	USA	1:18.38	2.38
22	29	295435	GIUS Nicole	ITA	1:18.58	2.58
23	23	536481	SCHLEPER Sarah	USA	1:18.61	2.61
24	36	205115	GERG Annemarie	GER	1:18.79	2.79
25	37	565097	PRETNAR Spela	SLO	1:18.81	2.81
26	33	495107	GALINDO SANTOLARIA Ana	ESP	1:18.84	2.84
27	34	155333	HRSTKOVA Lucie	CZE	1:18.87	2.87
28	41	155194	KURFUERSTOVA Eva	CZE	1:18.92	2.92
28	27	195377	PASCAL-SAIONI Christel	FRA	1:18.92	2.92
30	44	45054	KORTEN Jeannette	AUS	1:19.00	3.00
31	39	155047	ZAKOURILOVA Petra	CZE	1:19.07	3.07
32	42	205119	HALTMAYR Petra	GER	1:19.36	3.36
33	40	535951	SHAFFER Alexandra	USA	1:19.38	3.38
34	52	305287	HIROI Noriyo	JPN	1:19.85	3.85
35	47	205636	BERGMANN Monika	GER	1:19.89	3.89
36	35	305092	KASHIWAGI Kumiko	JPN	1:19.90	3.90
37	31	195249	PEQUEGNOT Laure	FRA	1:19.99	3.99
38	32	505260	HARGIN Janette	SWE	1:20.02	4.02
39	43	225206	ALCOTT Chimene	GBR	1:20.25	4.25
40	54	315149	LOLOVIC Jelena	YUG	1:20.54	4.54
40	48	705287	ZUZULOVA Veronika	SVK	1:20.54	4.54
42	51	35079	SIMARI BIRKNER Maria	ARG	1:20.65	4.65
43	49	385027	FLEISS Nika	CRO	1:20.94	4.94
44	46	105997	BRYDON Emily	CAN	1:21.03	5.03
45	67	25019	GRAU Vicky	AND	1:21.24	5.24
46	58	385032	JELUSIC Ana	CRO	1:21.73	5.73
47	55	35089	SIMARI BIRKNER Macarena	ARG	1:21.87	5.87
48	57	465045	MUNTEANU Alexandra	ROM	1:22.20	6.20
49	61	95030	VASSILEVA Nadejda	BUL	1:22.89	6.89
50	65	695017	SIPARENKO Yulia	UKR	1:25.73	9.73
51	64	245041	VASTAGH REGOS Marta	HUN	1:27.64	11.64
52	59	345018	NJEIM Chirine	LIB	1:27.76	11.76
53	68	275007	MCGARRY Tamsen	IRL	1:29.18	13.18
54	50	255098	KRISTJANSOTTIR Dagny L.	ISL	1:33.07	17.07
55	69	85018	ARNHOLD Mirella	BRA	1:37.44	21.44
56	53	745005	RAKEDJIAN Vanessa	ARM	1:42.66	26.66



## OFFICIAL RESULTS / RÉSULTATS OFFICIELS

### LADIES' GIANT SLALOM 1st RUN SLALOM GÉANT DAMES 1ère MANCHE

PARK CITY MOUNTAIN RESORT FRI 22 FEB 2002 / VEN 22 FEV 2002 START TIME / HEURE DE DÉPART 10:00

Number of Competitors: 69

Rank	Bib	FIS Code	Name	NOC	Time	Diff.
<b>DID NOT START 1st RUN: 1 competitor</b>						
	63	755007	NIKOLOVSKA Jana	MKD		
<b>DID NOT FINISH 1st RUN: 12 competitors</b>						
	4	425001	FLEMMEN Andrine	NOR		
	5	425389	NILSEN Stina Hofgard	NOR		
	12	515095	KUMMER Lilian	SUI		
	21	205378	ERTL Martina	GER		
	25	515573	AUFDENBLATTEN Fraenzi	SUI		
	26	565109	DOVZAN Alenka	SLO		
	38	495318	RUIZ CASTILLO Carolina	ESP		
	45	45071	OWENS Jenny	AUS		
	56	185058	RAITA Henna	FIN		
	60	325034	YOO Hye Min	KOR		
	62	685003	AKHMETELI Sofia	GEO		
	66	675013	PERSIDSKAYA Olesia	KAZ		

**START LIST / LISTE DE DÉPART****CORRECTION**LADIES' GIANT SLALOM 2nd RUN  
SLALOM GÉANT DAMES 2e MANCHE

PARK CITY MOUNTAIN RESORT FRI 22 FEB 2002 / VEN 22 FEV 2002 START TIME / HEURE DE DÉPART 13:00

Jury			Technical Data		
<b>TD FIS</b>	SAVARD Claude	CAN	<b>Course Name</b>	CB's Run	
<b>Referee</b>	HOCH Kurt	FIS	<b>Start Altitude</b>	2510 m	
<b>Chief of Race</b>	CLIFFORD Jim	USA	<b>Finish Altitude</b>	2120 m	
<b>Start Referee</b>	PALOVICOVA Jana	SVK	<b>Vertical Drop</b>	390 m	
<b>Finish Referee</b>	REBNE Jan Einar	NOR	<b>Homologation Number</b>	4235/108/94	
Race Information 1st Run			Race Information 2nd Run		
<b>Course Setter</b>	PRENN Luis	ITA	<b>Course Setter</b>	PERSSON Anders	SWE
<b>Number of Gates</b>	52		<b>Number of Gates</b>	50	
<b>Turning Gates</b>	50		<b>Turning Gates</b>	49	
<b>Start Time</b>	10:00		<b>Start Time</b>	13:00	
<b>Forerunners</b>	A – E. HOGAN	USA	<b>Forerunners</b>	A – E. HOGAN	USA
	B – R. STIESLER	USA		B – R. STIESLER	USA
	C – K. STEPHENS	USA		C – K. STEPHENS	USA
	D – T. GAYLORD	USA		D – T. GAYLORD	USA
	E – C. REED	USA		E – C. REED	USA

**Start Interval:**  
 1 – 15 : 105 sec.  
 16 – 40 : 60 sec.  
 41 – 56 : 40 sec.

**Number of Competitors: 56**

Start Order	Bib	FIS Code	Name	NOC	1st Run	Diff.	Rank	2nd Run	Total
1	16	55261	OBERMOSER Brigitte	AUT	1:17.82	1.82	15		
2	28	295445	KARBON Denise	ITA	1:17.75	1.75	14		
3	6	295342	PUTZER Karen	ITA	1:17.43	1.43	13		
4	3	105741	FORSYTH Allison	CAN	1:17.36	1.36	12		
5	11	185140	POUTIAINEN Tanja	FIN	1:17.31	1.31	11		
6	22	355002	HEEB-BATLINER Birgit	LIE	1:17.29	1.29	10		
7	9	565243	MAZE Tina	SLO	1:17.16	1.16	9		
8	15	505187	OTTOSSON Anna	SWE	1:17.12	1.12	8		
9	14	505084	NOWEN Ylva	SWE	1:17.09	1.09	7		
10	1	515268	NEF Sonja	SUI	1:16.94	0.94	6		
11	2	55198	DORFMEISTER Michaela	AUT	1:16.89	0.89	5		
12	7	505483	PAERSON Anja	SWE	1:16.87	0.87	4		
13	8	495065	RIENDA CONTRERAS Maria	ESP	1:16.73	0.73	3		
14	10	55212	MEISSNITZER Alexandra	AUT	1:16.49	0.49	2		
15	19	385022	KOSTELIC Janica	CRO	1:16.00	0.00	1		



## START LIST / LISTE DE DÉPART

CORRECTION

LADIES' GIANT SLALOM 2nd RUN  
SLALOM GÉANT DAMES 2e MANCHE

PARK CITY MOUNTAIN RESORT FRI 22 FEB 2002 / VEN 22 FEV 2002 START TIME / HEURE DE DÉPART 13:00

Number of Competitors: 56

Start Order	Bib	FIS Code	Name	NOC	1st Run	Diff.	Rank	2nd Run	Total
16	24	295738	BACHMANN Silke	ITA	1:17.92	1.92	16		
17	13	515098	REY BELLET Corinne	SUI	1:17.92	1.92	16		
18	20	55290	HEREGGER Selina	AUT	1:17.93	1.93	18		
19	18	535825	KOZNICK Kristina	USA	1:18.04	2.04	19		
20	17	195374	MONTILLET Carole	FRA	1:18.14	2.14	20		
21	30	536138	CLARK Kirsten L	USA	1:18.38	2.38	21		
22	29	295435	GIUS Nicole	ITA	1:18.58	2.58	22		
23	23	536481	SCHLEPER Sarah	USA	1:18.61	2.61	23		
24	36	205115	GERG Annemarie	GER	1:18.79	2.79	24		
25	37	565097	PRETNAR Spela	SLO	1:18.81	2.81	25		
26	33	495107	GALINDO SANTOLARIA Ana	ESP	1:18.84	2.84	26		
27	34	155333	HRSTKOVA Lucie	CZE	1:18.87	2.87	27		
28	41	155194	KURFUERSTOVA Eva	CZE	1:18.92	2.92	28		
29	27	195377	PASCAL-SAIONI Christel	FRA	1:18.92	2.92	28		
30	44	45054	KORTEN Jeannette	AUS	1:19.00	3.00	30		
31	39	155047	ZAKOURILOVA Petra	CZE	1:19.07	3.07	31		
32	42	205119	HALTMAYR Petra	GER	1:19.36	3.36	32		
33	40	535951	SHAFFER Alexandra	USA	1:19.38	3.38	33		
34	52	305287	HIROI Noriyo	JPN	1:19.85	3.85	34		
35	47	205636	BERGMANN Monika	GER	1:19.89	3.89	35		
36	35	305092	KASHIWAGI Kumiko	JPN	1:19.90	3.90	36		
37	31	195249	PEQUEGNOT Laure	FRA	1:19.99	3.99	37		
38	32	505260	HARGIN Janette	SWE	1:20.02	4.02	38		
39	43	225206	ALCOTT Chimene	GBR	1:20.25	4.25	39		
40	54	315149	LOLOVIC Jelena	YUG	1:20.54	4.54	40		
41	48	705287	ZUZULOVA Veronika	SVK	1:20.54	4.54	40		
42	51	35079	SIMARI BIRKNER Maria	ARG	1:20.65	4.65	42		
43	49	385027	FLEISS Nika	CRO	1:20.94	4.94	43		
44	46	105997	BRYDON Emily	CAN	1:21.03	5.03	44		
45	67	25019	GRAU Vicky	AND	1:21.24	5.24	45		
46	58	385032	JELUSIC Ana	CRO	1:21.73	5.73	46		
47	55	35089	SIMARI BIRKNER Macarena	ARG	1:21.87	5.87	47		
48	57	465045	MUNTEANU Alexandra	ROM	1:22.20	6.20	48		
49	61	95030	VASSILEVA Nadejda	BUL	1:22.89	6.89	49		
50	65	695017	SIPARENKO Yulia	UKR	1:25.73	9.73	50		
51	64	245041	VASTAGH REGOS Marta	HUN	1:27.64	11.64	51		
52	59	345018	NJEIM Chirine	LIB	1:27.76	11.76	52		
53	68	275007	MCGARRY Tamsen	IRL	1:29.18	13.18	53		
54	50	255098	KRISTJANSDDOTTIR Dagny L.	ISL	1:33.07	17.07	54		
55	69	85018	ARNHOLD Mirella	BRA	1:37.44	21.44	55		
56	53	745005	RAKEDJIAN Vanessa	ARM	1:42.66	26.66	56		



## START LIST / LISTE DE DÉPART

CORRECTION

LADIES' GIANT SLALOM 2nd RUN  
SLALOM GÉANT DAMES 2e MANCHE

PARK CITY MOUNTAIN RESORT FRI 22 FEB 2002 / VEN 22 FEV 2002 START TIME / HEURE DE DÉPART 13:00

**Correction in number of gates**

22-02-2002 / Park City (USA) / 6416



## OFFICIAL RESULTS / RÉSULTATS OFFICIELS

### LADIES' GIANT SLALOM 2nd RUN SLALOM GÉANT DAMES 2e MANCHE

PARK CITY MOUNTAIN RESORT FRI 22 FEB 2002 / VEN 22 FEV 2002 START TIME / HEURE DE DÉPART 13:00

Jury			Technical Data		
<b>TD FIS</b>	SAVARD Claude	CAN	<b>Course Name</b>	CB's Run	
<b>Referee</b>	HOCH Kurt	FIS	<b>Start Altitude</b>	2510 m	
<b>Chief of Race</b>	CLIFFORD Jim	USA	<b>Finish Altitude</b>	2120 m	
<b>Start Referee</b>	PALOVICOVA Jana	SVK	<b>Vertical Drop</b>	390 m	
<b>Finish Referee</b>	REBNE Jan Einar	NOR	<b>Homologation Number</b>	4235/108/94	
Race Information 1st Run			Race Information 2nd Run		
<b>Course Setter</b>	PRENN Luis	ITA	<b>Course Setter</b>	PERSSON Anders	SWE
<b>Number of Gates</b>	52		<b>Number of Gates</b>	50	
<b>Turning Gates</b>	50		<b>Turning Gates</b>	49	
<b>Start Time</b>	10:00		<b>Start Time</b>	13:00	
<b>Forerunners</b>	A – E. HOGAN	USA	<b>Forerunners</b>	A – E. HOGAN	USA
	B – R. STIESLER	USA		B – R. STIESLER	USA
	C – K. STEPHENS	USA		C – K. STEPHENS	USA
	D – T. GAYLORD	USA		D – T. GAYLORD	USA
	E – C. REED	USA		E – C. REED	USA

**Weather:** Mostly Cloudy **Snow:** Packed **Temperature – Start:** 7.0 °C / 44.6 °F **Finish:** 9.0 °C / 48.2 °F **F-factor:** 830

#### Number of Competitors: 69

Rank	Bib	FIS Code	Name	NOC	1st Run	2nd Run	Total	Diff.	Race Points
1	19	385022	KOSTELIC Janica	CRO	1:16.00	1:14.01	2:30.01		0.00
2	7	505483	PAERSON Anja	SWE	1:16.87	1:14.46	2:31.33	1.32	7.30
3	1	515268	NEF Sonja	SUI	1:16.94	1:14.73	2:31.67	1.66	9.18
4	10	55212	MEISSNITZER Alexandra	AUT	1:16.49	1:15.46	2:31.95	1.94	10.73
4	2	55198	DORFMEISTER Michaela	AUT	1:16.89	1:15.06	2:31.95	1.94	10.73
6	8	495065	RIENDA CONTRERAS Maria	ESP	1:16.73	1:15.80	2:32.53	2.52	13.94
7	14	505084	NOWEN Ylva	SWE	1:17.09	1:15.69	2:32.78	2.77	15.33
7	3	105741	FORSYTH Allison	CAN	1:17.36	1:15.42	2:32.78	2.77	15.33
9	15	505187	OTTOSSON Anna	SWE	1:17.12	1:15.81	2:32.93	2.92	16.16
10	6	295342	PUTZER Karen	ITA	1:17.43	1:15.51	2:32.94	2.93	16.21
11	11	185140	POUTIAINEN Tanja	FIN	1:17.31	1:15.66	2:32.97	2.96	16.38
12	9	565243	MAZE Tina	SLO	1:17.16	1:16.20	2:33.36	3.35	18.54
13	13	515098	REY BELLET Corinne	SUI	1:17.92	1:15.51	2:33.43	3.42	18.92
14	28	295445	KARBON Denise	ITA	1:17.75	1:15.81	2:33.56	3.55	19.64
15	16	55261	OBERMOSER Brigitte	AUT	1:17.82	1:15.86	2:33.68	3.67	20.31

#470





## OFFICIAL RESULTS / RÉSULTATS OFFICIELS

LADIES' GIANT SLALOM 2nd RUN  
SLALOM GÉANT DAMES 2e MANCHE

PARK CITY MOUNTAIN RESORT FRI 22 FEB 2002 / VEN 22 FEV 2002 START TIME / HEURE DE DÉPART 13:00

Number of Competitors: 69

Rank	Bib	FIS Code	Name	NOC	1st Run	2nd Run	Total	Diff.	Race Points
16	24	295738	BACHMANN Silke	ITA	1:17.92	1:16.02	2:33.94	3.93	21.74
17	18	535825	KOZNICK Kristina	USA	1:18.04	1:16.18	2:34.22	4.21	23.29
18	17	195374	MONTILLET Carole	FRA	1:18.14	1:16.39	2:34.53	4.52	25.01
19	29	295435	GIUS Nicole	ITA	1:18.58	1:16.96	2:35.54	5.53	30.60
20	37	565097	PRETNAR Spela	SLO	1:18.81	1:16.75	2:35.56	5.55	30.71
21	23	536481	SCHLEPER Sarah	USA	1:18.61	1:17.35	2:35.96	5.95	32.92
22	36	205115	GERG Annemarie	GER	1:18.79	1:17.39	2:36.18	6.17	34.14
23	41	155194	KURFUERSTOVA Eva	CZE	1:18.92	1:17.28	2:36.20	6.19	34.25
24	33	495107	GALINDO SANTOLARIA Ana	ESP	1:18.84	1:17.39	2:36.23	6.22	34.42
25	27	195377	PASCAL-SAIONI Christel	FRA	1:18.92	1:17.48	2:36.40	6.39	35.36
26	30	536138	CLARK Kirsten L	USA	1:18.38	1:18.04	2:36.42	6.41	35.47
27	39	155047	ZAKOURILOVA Petra	CZE	1:19.07	1:17.76	2:36.83	6.82	37.73
28	40	535951	SHAFFER Alexandra	USA	1:19.38	1:18.00	2:37.38	7.37	40.78
29	52	305287	HIROI Noriyo	JPN	1:19.85	1:18.12	2:37.97	7.96	44.04
30	43	225206	ALCOTT Chimene	GBR	1:20.25	1:18.22	2:38.47	8.46	46.81
31	32	505260	HARGIN Janette	SWE	1:20.02	1:18.49	2:38.51	8.50	47.03
32	48	705287	ZUZULOVA Veronika	SVK	1:20.54	1:18.09	2:38.63	8.62	47.69
33	31	195249	PEQUEGNOT Laure	FRA	1:19.99	1:19.26	2:39.25	9.24	51.12
34	51	35079	SIMARI BIRKNER Maria	ARG	1:20.65	1:18.69	2:39.34	9.33	51.62
35	35	305092	KASHIWAGI Kumiko	JPN	1:19.90	1:19.65	2:39.55	9.54	52.78
36	49	385027	FLEISS Nika	CRO	1:20.94	1:19.23	2:40.17	10.16	56.21
37	58	385032	JELUSIC Ana	CRO	1:21.73	1:18.82	2:40.55	10.54	58.32
38	46	105997	BRYDON Emily	CAN	1:21.03	1:19.59	2:40.62	10.61	58.70
39	55	35089	SIMARI BIRKNER Macarena	ARG	1:21.87	1:19.68	2:41.55	11.54	63.85
40	54	315149	LOLOVIC Jelena	YUG	1:20.54	1:21.50	2:42.04	12.03	66.56
41	57	465045	MUNTEANU Alexandra	ROM	1:22.20	1:20.00	2:42.20	12.19	67.45
42	61	95030	VASSILEVA Nadejda	BUL	1:22.89	1:21.54	2:44.43	14.42	79.79
43	65	695017	SIPARENKO Yulia	UKR	1:25.73	1:21.89	2:47.62	17.61	97.44
44	64	245041	VASTAGH REGOS Marta	HUN	1:27.64	1:24.86	2:52.50	22.49	124.44
45	59	345018	NJEIM Chirine	LIB	1:27.76	1:25.66	2:53.42	23.41	129.53
46	68	275007	MCGARRY Tamsen	IRL	1:29.18	1:26.91	2:56.09	26.08	144.30
47	53	745005	RAKEDJIAN Vanessa	ARM	1:42.66	1:21.05	3:03.71	33.70	186.46
48	69	85018	ARNHOLD Mirella	BRA	1:37.44	1:36.30	3:13.74	43.73	241.96

DID NOT START 1st RUN: 1 competitor

63 755007 NIKOLOVSKA Jana MKD

DID NOT FINISH 1st RUN: 12 competitors

4 425001 FLEMMEN Andrine NOR

5 425389 NILSEN Stina Hofgard NOR

#470



## OFFICIAL RESULTS / RÉSULTATS OFFICIELS

### LADIES' GIANT SLALOM 2nd RUN SLALOM GÉANT DAMES 2e MANCHE

PARK CITY MOUNTAIN RESORT FRI 22 FEB 2002 / VEN 22 FEV 2002 START TIME / HEURE DE DÉPART 13:00

#### Number of Competitors: 69

Rank	Bib	FIS Code	Name	NOC	1st Run	2nd Run	Total	Diff.	Race Points
	12	515095	KUMMER Lilian	SUI					
	21	205378	ERTL Martina	GER					
	25	515573	AUFDENBLATTEN Fraenzi	SUI					
	26	565109	DOVZAN Alenka	SLO					
	38	495318	RUIZ CASTILLO Carolina	ESP					
	45	45071	OWENS Jenny	AUS					
	56	185058	RAITA Henna	FIN					
	60	325034	YOO Hye Min	KOR					
	62	685003	AKHMETELI Sofia	GEO					
	66	675013	PERSIDSKAYA Olesia	KAZ					

#### DID NOT START 2nd RUN: 2 competitors

	50	255098	KRISTJANSDOTTIR Dagny L.	ISL					
	67	25019	GRAU Vicky	AND					

#### DID NOT FINISH 2nd RUN: 4 competitors

	20	55290	HEREGGER Selina	AUT					
	34	155333	HRSTKOVA Lucie	CZE					
	42	205119	HALTMAYR Petra	GER					
	47	205636	BERGMANN Monika	GER					

#### DISQUALIFIED 2nd RUN: 2 competitors

	22	355002	HEEB-BATLINER Birgit	LIE	Gate 50	Rule 629.3			
	44	45054	KORTEN Jeannette	AUS	Gate 19	Rule 629.3			

#### Reason for disqualification:

629.3 Does not pass through a gate correctly (art. 661.4)

Technical Delegate:  
SAVARD, Claude (CAN) #470



## PENALTY CALCULATION / CALCUL DE LA PÉNALITÉ

### LADIES' GIANT SLALOM SLALOM GÉANT DAMES

PARK CITY MOUNTAIN RESORT FRI 22 FEB 2002 / VEN 22 FEV 2002 START TIME / HEURE DE DÉPART 13:00

#### Best 10 at Finish

Rank	Bib	FIS Code	Name	NOC	FIS Points	Best 5	Race Points
1	19	385022	KOSTELIC Janica	CRO	5.70		
2	7	505483	PAERSON Anja	SWE	2.26	2.26	7.30
3	1	515268	NEF Sonja	SUI	0.00	0.00	9.18
4	10	55212	MEISSNITZER Alexandra	AUT	4.63		
4	2	55198	DORFMEISTER Michaela	AUT	1.07	1.07	10.73
6	8	495065	RIENDA CONTRERAS Maria Jose	ESP	4.81		
7	14	505084	NOWEN Ylva	SWE	4.48		
7	3	105741	FORSYTH Allison	CAN	3.13	3.13	15.33
9	15	505187	OTTOSSON Anna	SWE	4.92		
10	6	295342	PUTZER Karen	ITA	3.00	3.00	16.21

#### Best 5 FIS Points at Start

Rank	Bib	FIS Code	Name	NOC	FIS Points
3	1	515268	NEF Sonja	SUI	0.00
4	2	55198	DORFMEISTER Michaela	AUT	1.07
2	7	505483	PAERSON Anja	SWE	2.26
DNF	4	425001	FLEMMEN Andrine	NOR	2.87
DNF	5	425389	NILSEN Stina Hofgard	NOR	2.94

#### TOTALS:

FIS Points of Best 5 at Start (B)	9.14		
FIS Points of Best at Finish in Top 10 (A)		9.46	
Race Points of Corresponding Competitors (C)			58.75
Calculated Penalty (A+B-C) : 10 =>	-4.015		
Rounded	-4.02		
Correction Value (Z)	5.04		
Penalty Applied	0.00		

Technical Delegate:  
SAVARD, Claude (CAN) #470

LEGEND  
DNF Did Not Finish

22-02-2002 / Park City (USA) / 6416



## GIANT SLALOM FIS WCSL LIST / LISTE DE DÉPART COUPE DU MONDE FIS SLALOM GÉANT

LADIES' GIANT SLALOM  
SLALOM GÉANT DAMES

PARK CITY MOUNTAIN RESORT FRI 22 FEB 2002 / VEN 22 FEV 2002 START TIME / HEURE DE DÉPART 13:00

Rank	FIS Code	Name	NOC	27 OCT 2001 Sölden (AUT)									Base	- X	+ Y = WCSL-GS	
				1	2	3	4	5	6	7	8	9				
1	515268	NEF Sonja	SUI	80	60	100	-	100	50	24	60	60	776	698	534	612
2	55198	DORFMEISTER Michaela	AUT	100	36	60	-	8	100	50	100	50	373	336	504	541
3	505483	PAERSON Anja	SWE	7	22	80	60	40	20	15	80	80	468	421	404	451
4	425001	FLEMMEN Andrine	NOR	11	100	50	15	50	29	80	-	-	131	118	335	348
5	105741	FORSYTH Allison	CAN	50	80	45	-	24	36	26	22	36	266	239	319	346
6	425389	NILSEN Stina Hofgard	NOR	-	45	-	45	60	80	100	-	-	120	108	330	342
7	295342	PUTZER Karen	ITA	14	50	29	80	16	5	60	20	26	377	339	300	338
8	565243	MAZE Tina	SLO	20	14	36	-	80	24	32	18	22	93	84	246	255
9	55212	MEISSNITZER Alexandra	AUT	-	26	26	-	5	16	45	50	50	139	125	218	232
10	505084	NOWEN Ylva	SWE	32	3	-	60	45	12	11	15	36	162	146	214	230
11	495065	RIENDA CONTRERAS M.	ESP	45	20	36	-	32	-	-	9	40	187	168	182	201
12	185140	POUTIAINEN Tanja	FIN	12	13	40	-	22	36	-	36	24	167	150	183	200
13	505187	OTTOSSON Anna	SWE	26	9	24	26	13	6	22	13	29	150	135	168	183
14	385022	KOSTELIC Janica	CRO	-	-	-	9	-	26	20	-	100	204	184	155	175
15	515095	KUMMER Lilian	SUI	-	2	5	100	-	14	-	32	-	160	144	153	169
16	515098	REY BELLET Corinne	SUI	-	-	2	10	36	45	9	15	20	265	239	137	163
17	355002	HEEB-BATLINER Birgit	LIE	24	8	8	40	-	9	40	24	-	72	65	153	160
18	195374	MONTILLET Carole	FRA	22	40	-	29	29	10	4	-	-	-	-	134	134
19	55261	OBERMOSER Brigitte	AUT	29	24	1	1	-	7	-	26	16	262	236	104	130
20	515573	AUFDENBLATTEN Fraenzi	SUI	10	7	-	7	-	40	-	45	-	-	-	109	109
20	295738	BACHMANN Silke	ITA	36	4	-	-	13	22	14	12	-	85	77	101	109
20	536481	SCHLEPER Sarah	USA	3	1	22	13	26	15	18	-	-	106	95	98	109
23	535825	KOZNICK Kristina	USA	16	-	12	3	-	18	16	29	-	87	78	94	103
24	55313	ROHREGGER Eveline	AUT	18	-	9	20	9	3	36	-	-	54	49	95	100
25	55290	HEREGGER Selina	AUT	40	-	-	-	4	2	-	40	-	46	41	86	91
26	565109	DOVZAN Alenka	SLO	13	18	18	18	10	-	10	-	-	18	16	87	89
27	106056	SIMARD Genevieve	CAN	-	16	-	-	-	60	12	-	-	-	-	88	88
28	55539	BERGER Silvia	AUT	-	11	3	32	7	13	5	3	-	103	93	74	84
29	295445	KARBON Denise	ITA	-	-	20	-	-	-	29	-	18	80	72	67	75
30	195195		FRA	60	-	-	-	-	-	-	-	-	132	119	60	73
31	295927	PLANATSCHER Maddalena	ITA	9	10	14	11	-	11	-	6	-	34	31	61	64
32	195377	PASCAL-SAIONI Christel	FRA	5	-	4	16	6	-	-	7	-	154	139	38	53
33	55069	GOETSCHL Renate	AUT	8	-	-	2	14	-	13	-	-	136	122	37	51
34	536138	CLARK Kirsten L	USA	-	29	-	14	-	4	-	-	-	5	5	47	47

22-02-2002 / Park City (USA) / 6416



## GIANT SLALOM FIS WCSL LIST / LISTE DE DÉPART COUPE DU MONDE FIS SLALOM GÉANT

LADIES' GIANT SLALOM  
SLALOM GÉANT DAMES

PARK CITY MOUNTAIN RESORT FRI 22 FEB 2002 / VEN 22 FEV 2002 START TIME / HEURE DE DÉPART 13:00

Rank	FIS Code	Name	NOC	27 OCT 2001 Sölden (AUT) 21 NOV 2001 Copper Mountain (USA) 16 DEC 2001 Val d'Isère (FRA) 28 DEC 2001 Lienz (AUT) 4 JAN 2002 Maribor (SLO) 19 JAN 2002 Berchtesgaden - Göttschen (GER) 27 JAN 2002 Cortina d'Ampezzo (ITA) 31 JAN 2002 Åre (SWE) 22 FEB 2002 Park City (USA)									Base - X + Y = WCSL-GS			
				1	2	3	4	5	6	7	8	9				
35	295435	GIUS Nicole	ITA	-	-	-	22	16	-	-	5	-	33	30	43	46
36	205378	ERTL Martina	GER	6	-	-	8	3	-	-	-	-	260	234	17	43
37	55052	SCHNEIDER Tanja	AUT	-	5	-	36	-	-	-	-	-	11	10	41	42
38	295807	VIERIN Sonia	ITA	-	-	16	-	20	-	-	-	-	36	32	36	40
39	295588	KOSTNER Isolde	ITA	15	13	7	-	-	-	-	-	-	18	16	35	37
40	505260	HARGIN Janelle	SWE	-	-	10	24	-	-	-	-	-	-	-	34	34
41	195291	PELLAT-FINET Caroline	FRA	-	32	-	-	-	-	-	-	-	-	-	32	32
42	205117	GERG Hilde	GER	-	-	-	-	20	-	6	4	-	-	-	30	30
43	106022	JANYK Britt	CAN	-	-	-	-	-	-	8	16	-	45	41	24	28
44	205119	HALTMAYR Petra	GER	2	-	-	-	-	-	7	10	-	29	26	19	22
44	565097	PRETNAR Spela	SLO	-	-	16	5	-	-	-	-	-	12	11	21	22
46	515370	OESTER Marlies	SUI	-	-	13	4	-	-	-	-	-	-	-	17	17
47	195503	SUCHET Melanie	FRA	-	15	-	-	-	-	-	-	-	7	6	15	16
48	495107	GALINDO SANTOLARIA A.	ESP	-	-	-	12	-	-	-	2	-	-	-	14	14
49	195273	SEKINO Fujiko	FRA	-	-	11	-	-	-	-	-	-	10	9	11	12
49	55691	SPONRING Christine	AUT	-	-	-	-	-	-	-	12	-	-	-	12	12
51	206001	RIESCH Maria	GER	-	-	-	-	11	-	-	-	-	-	-	11	11
52	55075	SCHUSTER Stefanie	AUT	-	-	-	-	-	-	-	8	-	10	9	8	9
53	155333	HRSTKOVA Lucie	CZE	-	-	-	-	-	8	-	-	-	-	-	8	8
54	55037	MITTERWALLNER C.	AUT	-	-	-	-	-	-	-	-	-	72	65	-	7
54	105903	PRCHAL Anna	CAN	-	-	7	-	-	-	-	-	-	-	-	7	7
56	205115	GERG Annemarie	GER	-	6	-	-	-	-	-	-	-	-	-	6	6
56	295449	KLEON Barbara	ITA	-	-	-	6	-	-	-	-	-	-	-	6	6
56	565037	SUHADOLC Mojca	SLO	-	-	-	-	-	-	-	-	-	61	55	-	6
56	55097	WACHTER Anita	AUT	-	-	-	-	-	-	-	-	-	59	53	-	6
60	505083	WIBERG Pernilla	SWE	4	-	-	-	-	-	-	-	-	-	-	4	4
61	425051	BAKKE-ROGNMO Trine	NOR	-	-	-	-	-	-	-	-	-	30	27	-	3
62	55690	HOSP Nicole	AUT	-	-	-	-	2	-	-	-	-	-	-	2	2
62	305092	KASHIWAGI Kumiko	JPN	-	-	-	-	-	-	-	-	-	25	23	-	2
62	495318	RUIZ CASTILLO Carolina	ESP	-	-	-	-	-	-	-	-	-	25	23	-	2
65	195193	DUVILLARD Kristina	FRA	-	-	-	-	-	-	-	-	-	13	12	-	1
65	55136	KOELLERER Karin	AUT	-	-	-	-	-	-	-	-	-	7	6	-	1
65	536473	LALIVE Caroline	USA	-	-	-	-	-	-	-	-	-	8	7	-	1
65	515170	STYGER Nadia	SUI	-	-	-	-	-	-	-	-	-	6	5	-	1

22-02-2002 / Park City (USA) / 6416



## GIANT SLALOM FIS WCSL LIST / LISTE DE DÉPART COUPE DU MONDE FIS SLALOM GÉANT

LADIES' GIANT SLALOM  
SLALOM GÉANT DAMES

PARK CITY MOUNTAIN RESORT FRI 22 FEB 2002 / VEN 22 FEV 2002 START TIME / HEURE DE DÉPART 13:00

### Number of Competitors per Nation until 60th position

AUT : 12	CAN : 4	CRO : 1	CZE : 1	FIN : 1	FRA : 6
GER : 5	ITA : 8	LIE : 1	NOR : 2	SLO : 4	SPA : 2
SUI : 5	SWE : 5	USA : 3			

#### LEGEND

**Base** Last season WCSL points  
**X** (Base / number of planned races in the current season) \* number of completed races in the current season  
**Y** WC points won in the current season  
**WCSL-GS** World Cup Start List points for Giant Slalom

22-02-2002 / Park City (USA) / 6416

**PROGRAM / PROGRAMME****LADIES' SUPER-G  
SUPER-G DAMES**

SNOWBASIN SKI AREA SUN 17 FEB 2002 / DIM 17 FEV 2002 START TIME / HEURE DE DÉPART 10:00

<b>Jury Inspection:</b> Place: John Paul Quad	06:45 hrs
<b>Radios:</b> Radio Trailer Liaison Coaches: FOR SG SWE / FRA	From 05:30 hrs
<b>Lift open:</b>	From 06:30 hrs
<b>Warm up and training area:</b>	As announced
<b>Inspection (one):</b>	07:45 – 08:45 hrs
<b>Entry for racers closed:</b>	08:00 hrs
<b>Photographers on place:</b>	09:00 hrs
<b>Entry for all closed:</b>	09:42 hrs
<b>Coaches on place:</b>	09:45 hrs
<b>POV Camera Number: 3</b> Start time 1st camera racer	09:48:15 hrs
<b>Forerunners:</b> 6 – Start Time: Reserve: 3	09:53:15 hrs
<b>Start Time racer nr. 1:</b>	10:00 hrs
<b>Start Interval:</b>	1 – 30: 1 Minute, 45 Seconds from 31: 1 Minute
<b>Television breaks:</b>	None
<b>Yellow zones place:</b>	2 in place
<b>Slip crews:</b>	Continuous
<b>Intermediate times:</b>	3
<b>Prize giving ceremony: 1 - 3</b>	Flower Ceremony: After Event in Finish Arena Medal Ceremony: Salt Lake Medals' Plaza at 20:00 hrs
<b>Press conference</b>	Immediately following Flower Ceremony in Media Interview Room
<b>Course setter at start: 10:00</b> 1st run Nat: SWE 2nd run Nat:	Name(s): P. Endras
<b>Next team captains meeting</b>	Slalom: Deer Valley, 19 February 2002 at 17:00
<b>Miscellaneous</b> Connection Coaches SG: SWE / FRA Slalom Free Skiing: 19.02.2002, 09:00 – 10:00 Slalom Course Setters on start 10:00 (A. Puelacher SUI, G. Westerland FIN)	



## ENTRY LIST BY NOC / LISTE DES PARTICIPANTS PAR CNO

LADIES' SUPER-G  
SUPER-G DAMES

SNOWBASIN SKI AREA SUN 17 FEB 2002 / DIM 17 FEV 2002 START TIME / HEURE DE DÉPART 10:00

Number of Competitors: 45

NOC	FIS Code	Name	FIS Points (February 2002 List)							
			DH		SL		GS		SG	
ARG	35089	SIMARI BIRKNER Macarena	63.15	(216)	51.82	(451)	41.61	(300)	41.97	(124)
	35079	SIMARI BIRKNER Maria Belen	70.02	(255)	39.08	(266)	38.78	(259)	60.45	(265)
AUS	45053	JONES Alice	33.53	(95)	42.65	(317)	40.26	(275)	49.88	(174)
	45071	OWENS Jenny	23.32	(61)	31.92	(187)	26.36	(124)	34.18	(92)
AUT	55198	DORFMEISTER Michaela	2.68	(3)	35.54	(221)	1.07	(2)	2.58	(5)
	55069	GOETSCHL Renate	1.33	(2)	5.71	(26)	17.73	(50)	0.00	(1)
	55212	MEISSNITZER Alexandra	17.56	(47)	65.77	(694)	4.63	(10)	2.91	(6)
	55052	SCHNEIDER Tanja	5.25	(19)	–		14.77	(42)	4.47	(17)
BUL	95030	VASSILEVA Nadejda	146.35	(685)	46.06	(365)	70.36	(744)	109.15	(759)
CAN	105859	BOUCHER Sara–Maude	25.56	(71)	26.08	(139)	30.45	(163)	34.19	(93)
	105662	LEFRANCOIS Anne Marie	13.79	(38)	46.16	(368)	48.07	(381)	26.28	(63)
	106056	SIMARD Genevieve	41.27	(118)	9.52	(36)	5.79	(28)	5.96	(29)
	105546	TURGEON Melanie	5.02	(15)	42.68	(319)	61.50	(610)	2.96	(7)
CHI	115040	IRARRAZABAL Anita	164.13	(781)	261.64	(3269)	97.96	(1353)	75.36	(401)
CRO	385022	KOSTELIC Janica	27.47	(76)	3.14	(6)	5.70	(24)	4.68	(18)
CZE	155333	HRSTKOVA Lucie	46.00	(141)	26.61	(147)	17.68	(49)	22.05	(48)
	155336	MARTINOVOVA Gabriela	38.10	(112)	54.16	(477)	66.28	(695)	46.04	(144)
FRA	195671	JACQUEMOD Ingrid	5.86	(26)	86.47	(1075)	20.58	(71)	5.91	(27)
	195374	MONTILLET Carole	4.32	(9)	119.95	(1788)	5.29	(18)	1.70	(4)
	195503	SUCHET Melanie	5.01	(14)	–		21.80	(85)	4.97	(21)
GBR	225206	ALCOTT Chimene	34.73	(99)	23.76	(121)	24.07	(104)	47.98	(159)
GER	205378	ERTL Martina	17.43	(44)	4.58	(13)	5.99	(30)	4.97	(21)
	205117	GERG Hilde	2.85	(4)	38.69	(262)	20.65	(72)	1.35	(2)
	205392	HAEUSL Regina	5.20	(18)	130.43	(2003)	39.44	(267)	6.00	(31)
	205119	HALTMAYR Petra	5.52	(20)	29.66	(165)	23.80	(98)	3.77	(12)
ISL	255098	KRISTJANSOTTIR Dagny L.	58.29	(190)	50.51	(433)	35.72	(217)	46.58	(149)
ITA	295463	BASSIS Patrizia	5.94	(29)	108.74	(1546)	47.47	(374)	15.43	(37)
	295136	CECCARELLI Daniela	5.17	(16)	139.47	(2159)	42.98	(323)	3.30	(9)
	295588	KOSTNER Isolde	0.00	(1)	–		21.03	(76)	3.52	(10)
	295342	PUTZER Karen	21.40	(55)	16.01	(64)	3.00	(6)	3.17	(8)

17-02-2002 / Snowbasin (USA) / 6414





## ENTRY LIST BY NOC / LISTE DES PARTICIPANTS PAR CNO

LADIES' SUPER-G  
SUPER-G DAMES

SNOWBASIN SKI AREA SUN 17 FEB 2002 / DIM 17 FEV 2002 START TIME / HEURE DE DÉPART 10:00

Number of Competitors: 45

NOC	FIS Code	Name	FIS Points (February 2002 List)							
			DH		SL		GS		SG	
<b>NOR</b>	425077	<b>MARKEN Ingeborg Helen</b>	4.63	(10)	68.53	(746)	76.49	(889)	31.15	(81)
<b>ROM</b>	465045	<b>MUNTEANU Alexandra</b>	54.58	(175)	79.55	(946)	42.74	(315)	52.98	(203)
<b>RUS</b>	485062	<b>ZELENSKAJA Warwara</b>	17.51	(46)	–		258.57	(3218)	5.91	(27)
<b>SLO</b>	565136	<b>BRACUN Spela</b>	24.79	(69)	70.07	(774)	21.62	(82)	22.28	(50)
	565037	<b>SUHADOLC Mojca</b>	5.59	(22)	233.28	(3172)	63.76	(643)	5.15	(23)
<b>ESP</b>	495318	<b>RUIZ CASTILLO Carolina</b>	–		44.49	(344)	19.45	(65)	26.24	(62)
<b>SUI</b>	515409	<b>BERTHOD Sylviane</b>	2.99	(5)	113.53	(1649)	41.46	(299)	4.72	(19)
	515348	<b>BORGHI Catherine</b>	4.89	(12)	34.11	(210)	38.73	(258)	27.28	(69)
	515098	<b>REY BELLET Corinne</b>	3.42	(6)	36.16	(230)	4.91	(14)	3.68	(11)
<b>SWE</b>	505260	<b>HARGIN Janette</b>	22.21	(59)	12.91	(44)	10.39	(34)	5.74	(25)
	505083	<b>WIBERG Pernilla</b>	4.66	(11)	15.33	(57)	28.24	(136)	4.32	(13)
<b>USA</b>	536138	<b>CLARK Kirsten L</b>	4.91	(13)	78.45	(916)	12.93	(38)	4.44	(14)
	536473	<b>LALIVE Caroline</b>	5.69	(24)	26.16	(141)	13.82	(40)	4.46	(15)
	536477	<b>MENDES Jonna</b>	5.88	(28)	64.32	(665)	15.39	(43)	5.76	(26)
	535529	<b>MONAHAN Kathleen</b>	17.43	(44)	42.94	(322)	29.68	(151)	6.00	(31)

## LEGEND

DH Downhill SL Slalom GS Giant Slalom SG Super-G

17-02-2002 / Snowbasin (USA) / 6414



## START LIST / LISTE DE DÉPART

### LADIES' SUPER-G SUPER-G DAMES

SNOWBASIN SKI AREA SUN 17 FEB 2002 / DIM 17 FEV 2002 START TIME / HEURE DE DÉPART 10:00

Jury			Technical Data	
<b>TD FIS</b>	SAVARD Claude	CAN	<b>Course Name</b>	Wildflower Super-G
<b>Referee</b>	HOCH Kurt	FIS	<b>Start Altitude</b>	2548 m
<b>Assistant Referee</b>	TISCHHAUSER Jan	FIS	<b>Finish Altitude</b>	1948 m
<b>Chief of Race</b>	BOTTEN Ingar	USA	<b>Vertical Drop</b>	600 m
<b>Start Referee</b>	REBNE Jan Einar	NOR	<b>Course Length</b>	1944 m
<b>Finish Referee</b>	PALOVICOVA Jana	SVK	<b>Homologation Number</b>	5194/135/98

#### Race Information

<b>Course Setter</b>	ENDRASS Peter	SWE
<b>Number of Gates</b>	38	
<b>Turning Gates</b>	36	
<b>Start Time</b>	10:00	

<b>Forerunners</b>	A – L. LUDLOW	USA	E – K. STEPHENS	USA
	B – L. VAN NESS	USA	F – K. RICHARDSON	USA
	C – R. STIEGLER	USA	G – B. MCCARTY	USA
	D – C. CICCONE	USA	H – K. BYBEE	USA

**Start Interval:** 1 – 30 : 105 sec.  
31 – 45 : 60 sec.

#### Number of Competitors: 45

Bib	FIS Code	Name	NOC	Time
1	205119	HALTMAYR Petra	GER	_____
2	295342	PUTZER Karen	ITA	_____
3	105546	TURGEON Melanie	CAN	_____
4	55198	DORFMEISTER Michaela	AUT	_____
5	55212	MEISSNITZER Alexandra	AUT	_____
6	55069	GOETSCHL Renate	AUT	_____
7	195374	MONTILLET Carole	FRA	_____
8	205117	GERG Hilde	GER	_____
9	295136	CECCARELLI Daniela	ITA	_____
10	295588	KOSTNER Isolde	ITA	_____
11	515098	REY BELLET Corinne	SUI	_____
12	505083	WIBERG Pernilla	SWE	_____
13	536138	CLARK Kirsten L	USA	_____
14	536473	LALIVE Caroline	USA	_____
15	55052	SCHNEIDER Tanja	AUT	_____



## START LIST / LISTE DE DÉPART

### LADIES' SUPER-G SUPER-G DAMES

SNOWBASIN SKI AREA SUN 17 FEB 2002 / DIM 17 FEV 2002 START TIME / HEURE DE DÉPART 10:00

Number of Competitors: 45

Bib	FIS Code	Name	NOC	Time
16	385022	KOSTELIC Janica	CRO	_____
17	515409	BERTHOD Sylviane	SUI	_____
18	205378	ERTL Martina	GER	_____
19	195503	SUCHET Melanie	FRA	_____
20	295463	BASSIS Patrizia	ITA	_____
21	535529	MONAHAN Kathleen	USA	_____
22	565136	BRACUN Spela	SLO	_____
23	485062	ZELENSKAJA Warwara	RUS	_____
24	505260	HARGIN Janette	SWE	_____
25	205392	HAEUSL Regina	GER	_____
26	536477	MENDES Jonna	USA	_____
27	195671	JACQUEMOD Ingrid	FRA	_____
28	565037	SUHADOLC Mojca	SLO	_____
29	106056	SIMARD Genevieve	CAN	_____
30	495318	RUIZ CASTILLO Carolina	ESP	_____
31	155333	HRSTKOVA Lucie	CZE	_____
32	105662	LEFRANCOIS Anne Marie	CAN	_____
33	515348	BORGHI Catherine	SUI	_____
34	425077	MARKEN Ingeborg Helen	NOR	_____
35	45071	OWENS Jenny	AUS	_____
36	105859	BOUCHER Sara-Maude	CAN	_____
37	35089	SIMARI BIRKNER Macarena	ARG	_____
38	155336	MARTINOVOVA Gabriela	CZE	_____
39	255098	KRISTJANSDOTTIR Dagny L.	ISL	_____
40	225206	ALCOTT Chimene	GBR	_____
41	45053	JONES Alice	AUS	_____
42	465045	MUNTEANU Alexandra	ROM	_____
43	35079	SIMARI BIRKNER Maria Belen	ARG	_____
44	115040	IRARRAZABAL Anita	CHI	_____
45	95030	VASSILEVA Nadejda	BUL	_____



## OFFICIAL RESULTS / RÉSULTATS OFFICIELS

LADIES' SUPER-G  
SUPER-G DAMES

SNOWBASIN SKI AREA SUN 17 FEB 2002 / DIM 17 FEV 2002 START TIME / HEURE DE DÉPART 10:00

Jury			Technical Data	
<b>TD FIS</b>	SAVARD Claude	CAN	<b>Course Name</b>	Wildflower Super-G
<b>Referee</b>	HOCH Kurt	FIS	<b>Start Altitude</b>	2548 m
<b>Assistant Referee</b>	TISCHHAUSER Jan	FIS	<b>Finish Altitude</b>	1948 m
<b>Chief of Race</b>	BOTTEN Ingar	USA	<b>Vertical Drop</b>	600 m
<b>Start Referee</b>	REBNE Jan Einar	NOR	<b>Course Length</b>	1944 m
<b>Finish Referee</b>	PALOVICOVA Jana	SVK	<b>Homologation Number</b>	5194/135/98

## Race Information

<b>Course Setter</b>	ENDRASS Peter	SWE
<b>Number of Gates</b>	38	
<b>Turning Gates</b>	36	
<b>Start Time</b>	10:00	

<b>Forerunners</b>	A – L. LUDLOW	USA	E – K. STEPHENS	USA
	B – L. VAN NESS	USA	F – K. RICHARDSON	USA
	C – R. STIEGLER	USA	G – B. MCCARTY	USA
	D – C. CICCONE	USA	H – K. BYBEE	USA

Weather: Partly Cloudy Snow: Hard Temperature – Start: 3.0 °C / 37.4 °F Finish: 7.0 °C / 44.6 °F F-factor: 1030

## Number of Competitors: 45

Rank	Bib	FIS Code	Name	NOC	Time	Diff.	Race Points
1	9	295136	CECCARELLI Daniela	ITA	1:13.59		0.00
2	16	385022	KOSTELIC Janica	CRO	1:13.64	0.05	0.70
3	2	295342	PUTZER Karen	ITA	1:13.86	0.27	3.78
4	5	55212	MEISSNITZER Alexandra	AUT	1:13.95	0.36	5.04
5	8	205117	GERG Hilde	GER	1:13.99	0.40	5.60
6	4	55198	DORFMEISTER Michaela	AUT	1:14.08	0.49	6.86
7	7	195374	MONTILLET Carole	FRA	1:14.28	0.69	9.66
8	6	55069	GOETSCHL Renate	AUT	1:14.44	0.85	11.90
9	11	515098	REY BELLET Corinne	SUI	1:14.73	1.14	15.96
10	19	195503	SUCHET Melanie	FRA	1:14.83	1.24	17.36
11	18	205378	ERTL Martina	GER	1:14.84	1.25	17.50
12	12	505083	WIBERG Pernilla	SWE	1:14.89	1.30	18.20
13	10	295588	KOSTNER Isolde	ITA	1:14.99	1.40	19.60
14	13	536138	CLARK Kirsten L	USA	1:15.13	1.54	21.55
15	30	495318	RUIZ CASTILLO Carolina	ESP	1:15.17	1.58	22.11

#470



## OFFICIAL RESULTS / RÉSULTATS OFFICIELS

LADIES' SUPER-G  
SUPER-G DAMES

SNOWBASIN SKI AREA SUN 17 FEB 2002 / DIM 17 FEV 2002 START TIME / HEURE DE DÉPART 10:00

Number of Competitors: 45

Rank	Bib	FIS Code	Name	NOC	Time	Diff.	Race Points
16	26	536477	MENDES Jonna	USA	1:15.25	1.66	23.23
17	21	535529	MONAHAN Kathleen	USA	1:15.59	2.00	27.99
18	33	515348	BORCHI Catherine	SUI	1:15.62	2.03	28.41
18	29	106056	SIMARD Genevieve	CAN	1:15.62	2.03	28.41
20	3	105546	TURGEON Melanie	CAN	1:15.76	2.17	30.37
21	28	565037	SUHADOLC Mojca	SLO	1:15.90	2.31	32.33
22	27	195671	JACQUEMOD Ingrid	FRA	1:16.17	2.58	36.11
23	1	205119	HALTMAYR Petra	GER	1:16.25	2.66	37.23
24	22	565136	BRACUN Spela	SLO	1:16.35	2.76	38.63
25	31	155333	HRSTKOVA Lucie	CZE	1:16.56	2.97	41.57
26	23	485062	ZELENSKAJA Warwara	RUS	1:16.62	3.03	42.41
27	24	505260	HARGIN Janette	SWE	1:16.75	3.16	44.23
28	40	225206	ALCOTT Chimene	GBR	1:17.34	3.75	52.49
29	42	465045	MUNTEANU Alexandra	ROM	1:17.84	4.25	59.48
29	35	45071	OWENS Jenny	AUS	1:17.84	4.25	59.48
31	37	35089	SIMARI BIRKNER Macarena	ARG	1:20.24	6.65	93.08

## DID NOT START: 2 competitors

43	35079	SIMARI BIRKNER Maria	ARG
45	95030	VASSILEVA Nadejda	BUL

## DID NOT FINISH: 12 competitors

14	536473	LALIVE Caroline	USA
15	55052	SCHNEIDER Tanja	AUT
17	515409	BERTHOD Sylviane	SUI
20	295463	BASSIS Patrizia	ITA
25	205392	HAEUSL Regina	GER
32	105662	LEFRANCOIS Anne Marie	CAN
34	425077	MARKEN Ingeborg Helen	NOR
36	105859	BOUCHER Sara-Maude	CAN
38	155336	MARTINOVOVA Gabriela	CZE
39	255098	KRISTJANSDDOTTIR Dagny L.	ISL
41	45053	JONES Alice	AUS
44	115040	IRARRAZABAL Anita	CHI

Technical Delegate:  
SAVARD, Claude (CAN) #470



## PENALTY CALCULATION / CALCUL DE LA PÉNALITÉ

LADIES' SUPER-G  
SUPER-G DAMES

SNOWBASIN SKI AREA SUN 17 FEB 2002 / DIM 17 FEV 2002 START TIME / HEURE DE DÉPART 10:00

## Best 10 at Finish

Rank	Bib	FIS Code	Name	NOC	FIS Points	Best 5	Race Points
1	9	295136	CECCARELLI Daniela	ITA	3.30		
2	16	385022	KOSTELIC Janica	CRO	4.68		
3	2	295342	PUTZER Karen	ITA	3.17		
4	5	55212	MEISSNITZER Alexandra	AUT	2.91	2.91	5.04
5	8	205117	GERG Hilde	GER	1.35	1.35	5.60
6	4	55198	DORFMEISTER Michaela	AUT	2.58	2.58	6.86
7	7	195374	MONTILLET Carole	FRA	1.70	1.70	9.66
8	6	55069	GOETSCHL Renate	AUT	0.00	0.00	11.90
9	11	515098	REY BELLET Corinne	SUI	3.68		
10	19	195503	SUCHET Melanie	FRA	4.97		

## Best 5 FIS Points at Start

Rank	Bib	FIS Code	Name	NOC	FIS Points
8	6	55069	GOETSCHL Renate	AUT	0.00
5	8	205117	GERG Hilde	GER	1.35
7	7	195374	MONTILLET Carole	FRA	1.70
6	4	55198	DORFMEISTER Michaela	AUT	2.58
4	5	55212	MEISSNITZER Alexandra	AUT	2.91

## TOTALS:

FIS Points of Best 5 at Start (B)	8.54		
FIS Points of Best at Finish in Top 10 (A)		8.54	
Race Points of Corresponding Competitors (C)			39.06
Calculated Penalty (A+B-C) : 10 =>	-2.198		
Rounded	-2.20		
Correction Value (Z)	2.62		
Penalty Applied	0.00		

 Technical Delegate:  
 SAVARD, Claude (CAN) #470



## SUPER-G FIS WCSL LIST / LISTE DE DÉPART COUPE DU MONDE FIS SUPER-G

LADIES' SUPER-G  
SUPER-G DAMES

SNOWBASIN SKI AREA SUN 17 FEB 2002 / DIM 17 FEV 2002 START TIME / HEURE DE DÉPART 10:00

				1 DEC 2001 Lake Louise (CAN)								
				15 DEC 2001 Val d'Isère (FRA)		22 DEC 2001 St. Moritz (SUI)		25 JAN 2002 Cortina d'Ampezzo (ITA)		17 FEB 2002 Snowbasin (USA)		
Number of Competitors: 64				1	2	3	4	5	Base - X + Y = WCSL-SG			
Rank	FIS Code	Name	NOC	1	2	3	4	5				
1	55069	GOETSCHL Renate	AUT	32	80	18	80	32	466	291	242	417
2	205117	GERG Hilde	GER	50	100	45	100	45	124	78	340	386
3	295136	CECCARELLI Daniela	ITA	4	29	80	45	100	149	93	258	314
3	195374	MONTILLET Carole	FRA	80	-	-	29	36	450	281	145	314
5	55212	MEISSNITZER Alexandra	AUT	18	50	40	60	50	179	112	218	285
6	295342	PUTZER Karen	ITA	8	32	100	36	60	129	81	236	284
7	55198	DORFMEISTER Michaela	AUT	40	40	-	32	40	332	208	152	276
8	195195		FRA	-	-	-	-	-	677	423	-	254
9	385022	KOSTELIC Janica	CRO	-	22	-	50	80	144	90	152	206
10	105546	TURGEON Melanie	CAN	29	16	-	14	-	390	244	59	205
11	515098	REY BELLET Corinne	SUI	15	-	-	40	29	307	192	84	199
12	295588	KOSTNER Isolde	ITA	14	24	-	-	20	361	226	58	193
13	205119	HALTMAYR Petra	GER	100	9	-	5	-	177	111	114	180
14	505083	WIBERG Pernilla	SWE	36	45	22	-	22	129	81	125	173
15	536138	CLARK Kirsten L	USA	12	8	60	15	18	128	80	113	161
16	536473	LALIVE Caroline	USA	60	36	24	11	-	54	34	131	151
17	55075	SCHUSTER Stefanie	AUT	-	12	60	20	-	133	83	92	142
18	55052	SCHNEIDER Tanja	AUT	9	60	-	13	-	151	94	82	139
19	195503	SUCHET Melanie	FRA	45	-	-	16	26	129	81	87	135
20	205378	ERTL Martina	GER	13	18	16	-	24	156	98	71	129
21	515409	BERTHOD Sylviane	SUI	-	20	26	26	-	138	86	72	124
22	55261	OBERMOSER Brigitte	AUT	20	15	11	24	-	136	85	70	121
23	565037	SUHADOLC Mojca	SLO	-	26	-	7	-	162	101	33	94
24	55290	HEREGGER Selina	AUT	11	-	14	-	-	137	86	25	76
25	505260	HARGIN Janette	SWE	-	2	36	22	-	33	21	60	72
26	536477	MENDES Jonna	USA	26	6	-	12	-	63	39	44	68
27	106056	SIMARD Genevieve	CAN	24	-	32	6	-	-	-	62	62
28	485062	ZELENSKAJA Warwara	RUS	10	13	6	18	-	36	23	47	60
29	195671	JACQUEMOD Ingrid	FRA	1	-	12	2	-	101	63	15	53
29	535529	MONAHAN Kathleen	USA	6	11	14	10	-	33	21	41	53
31	425022	FJELDAVLIE Merete	NOR	-	7	-	-	-	107	67	7	47
32	295463	BASSIS Patrizia	ITA	24	10	8	-	-	10	6	42	46
33	535505	GERETY Megan	USA	-	-	-	-	-	117	73	-	44
34	105997	BRYDON Emily	CAN	-	-	-	-	-	115	72	-	43
35	55313	ROHREGGER Eveline	AUT	5	14	16	3	-	1	1	38	38
35	295800	TAGLIABUE Elena	ITA	-	3	29	-	-	16	10	32	38
37	295533	RECCHIA Lucia	ITA	-	-	20	8	-	23	14	28	37

17-02-2002 / Snowbasin (USA) / 6414



## SUPER-G FIS WCSL LIST / LISTE DE DÉPART COUPE DU MONDE FIS SUPER-G

LADIES' SUPER-G  
SUPER-G DAMES

SNOWBASIN SKI AREA SUN 17 FEB 2002 / DIM 17 FEV 2002 START TIME / HEURE DE DÉPART 10:00

Rank	FIS Code	Name	NOC	1 DEC 2001 Lake Louise (CAN) 15 DEC 2001 Val d'Isère (FRA) 22 DEC 2001 St. Moritz (SUI) 25 JAN 2002 Cortina d'Ampezzo (ITA) 17 FEB 2002 Snowbasin (USA)					Base - X + Y = WCSL-SG			
				1	2	3	4	5				
38	495318	RUIZ CASTILLO Carolina	ESP	-	-	10	-	16	27	17	26	36
39	205043	BRAUNER Sibylle	GER	-	4	5	-	-	70	44	9	35
40	55588	RUMPFHUBER Ingrid	AUT	18	-	9	-	-	-	-	27	27
41	295208	MERLIN Alessandra	ITA	-	-	-	-	-	43	27	-	16
42	537544	KILDOW Lindsey C.	USA	-	5	7	-	-	-	-	12	12
43	205392	HAEUSL Regina	GER	-	-	1	-	-	27	17	1	11
44	55383	BLASER Karin	AUT	-	-	-	-	-	27	17	-	10
44	537545	MANCUSO Julia	USA	-	-	-	9	-	4	3	9	10
46	55539	BERGER Silvia	AUT	-	-	-	-	-	22	14	-	8
46	565136	BRACUN Spela	SLO	-	-	-	-	-	22	14	-	8
46	55622	VIERTHALER Astrid	AUT	8	-	-	-	-	-	-	8	8
49	425077	MARKEN Ingeborg Helen	NOR	2	1	-	-	-	7	4	3	6
49	195840	PATUREL Floriane	FRA	-	-	-	-	-	16	10	-	6
51	515348	BORGHI Catherine	SUI	-	-	5	-	-	-	-	5	5
51	105859	BOUCHER Sara-Maude	CAN	-	-	-	4	-	2	1	4	5
51	195868	MEILLEUR Karine	FRA	3	-	2	-	-	-	-	5	5
51	195273	SEKINO Fujiko	FRA	-	-	-	-	-	14	9	-	5
55	425001	FLEMMEN Andrine	NOR	-	-	-	-	-	11	7	-	4
55	295303	PEREZ Bibiana	ITA	-	-	-	-	-	11	7	-	4
55	206001	RIESCH Maria	GER	-	-	-	-	-	11	7	-	4
58	55339	LECHNER Martina	AUT	-	-	3	-	-	-	-	3	3
58	515170	STYGER Nadia	SUI	-	-	-	-	-	8	5	-	3
60	515166	PIEREN Tanja	SUI	-	-	-	-	-	5	3	-	2
61	205817	GRAUVOGL Alexandra	GER	-	-	-	-	-	2	1	-	1
61	295449	KLEON Barbara	ITA	-	-	-	-	-	3	2	-	1
61	425278	KVINLOG Gro	NOR	-	-	-	-	-	2	1	-	1
61	515403	MUELLER Tamara	SUI	-	-	-	1	-	-	-	1	1

## Number of Competitors per Nation until 60th position

AUT : 13	CAN : 4	CRO : 1	FRA : 7	GER : 6	ITA : 8
NOR : 3	RUS : 1	SLO : 2	SPA : 1	SUI : 5	SWE : 2
USA : 7					

## LEGEND

**Base** Last season WCSL points  
**X** (Base / number of planned races in the current season) \* number of completed races in the current season  
**Y** WC points won in the current season  
**WCSL-SG** World Cup Start List points for Super-G

17-02-2002 / Snowbasin (USA) / 6414



**PROGRAM / PROGRAMME****LADIES' COMBINED DOWNHILL  
DESCENTE COMBINÉ DAMES**

SNOWBASIN SKI AREA THU 14 FEB 2002 / JEU 14 FEV 2002 START TIME / HEURE DE DÉPART 14:45

<b>Jury Inspection:</b> John Paul Quad	
<b>Radios: Radio Trailer</b> Liaison Coaches: AUT / GER / ITA	From 06:30 hrs
<b>Lift open:</b>	From 06:30 hrs
<b>Warm up and training area:</b>	As announced
<b>Inspection (one):</b>	DOWNHILL SLALOM 08:00 – 08:30 hrs 13:40 – 14:10 hrs 11:00 – 11:30 hrs
<b>Entry for racers closed:</b>	
<b>Photographers on place:</b>	
<b>Entry for all closed:</b>	
<b>Coaches in place:</b>	
<b>POV camera Number:3 - Start time 1st camera racer</b>	14:33.45 hrs      1. Run    2. Run 09:51 hrs   11:51 hrs
<b>Forerunners:</b> DH 6 SL 3	14:38.45 hrs      1. Run    2. Run 09:56 hrs   11:56 hrs
<b>Start Time racer nr 1:</b>	14:45 hrs            1. Run    2. Run 10:00 hrs   12:00 hrs
<b>Start Interval:</b>	Downhill: 1 Minute, 15 Seconds Slalom: 1st Run – None 2nd Run – 15 to 1 + 20 seconds Rest + 10 seconds
<b>Television breaks:</b>	No TV Breaks
<b>Yellow zones place:</b>	2 in place
<b>Slip crews:</b>	Continuous
<b>Intermediate times:</b>	DH: 3    SL: 1
<b>Prize giving ceremony: 1 - 3</b>	Flower Ceremony: After Event in Finish Arena Medal Winners are to arrive at Salt Lake Olympic Medal Plaza by 18:30 hrs
<b>Slalom draw: PER TEAM ONE COACH:</b>	Announcement
<b>Press conference</b>	Immediately following Flower Ceremony in Media Interview Room
<b>Course setter at Start:</b> Nat: FIS    DH: 1st run    Nat: USA 2nd run    Nat: GER	Name(s): J. Tischhauser T. Stauffer F. Gamper
<b>Next team captains meeting</b>	16 February 2002 17:00 hrs
<b>Miscellaneous</b> Connection coaches for Super G: FRA / SWE Super G Free Skiing Saturday, 16.02.02: 12.00 – 13:00; Course setting 13:00, to be confirmed	

**Spelling error**

14-02-2002 / Snowbasin (USA) / 6413



## ENTRY LIST BY NOC / LISTE DES PARTICIPANTS PAR CNO

LADIES' COMBINED SLALOM  
SLALOM COMBINÉ DAMES

SNOWBASIN SKI AREA THU 14 FEB 2002 / JEU 14 FEV 2002 START TIME / HEURE DE DÉPART 12:00

Number of Competitors: 31

NOC	FIS Code	Name	FIS Points (February 2002 List)							
			DH		SL		GS		SG	
ARG	35089	SIMARI BIRKNER Macarena	63.15	(216)	51.82	(451)	41.61	(300)	41.97	(124)
	35079	SIMARI BIRKNER Maria Belen	70.02	(255)	39.08	(266)	38.78	(259)	60.45	(265)
AUS	45087	BRIGHT Rowena	67.51	(244)	29.23	(162)	60.02	(580)	74.89	(395)
	45053	JONES Alice	33.53	(95)	42.65	(317)	40.26	(275)	49.88	(174)
	45071	OWENS Jenny	23.32	(61)	31.92	(187)	26.36	(124)	34.18	(92)
AUT	55198	DORFMEISTER Michaela	2.68	(3)	35.54	(221)	1.07	(2)	2.58	(5)
	55069	GOETSCHL Renate	1.33	(2)	5.71	(26)	17.73	(50)	0.00	(1)
	55290	HEREGGER Selina	4.10	(7)	31.14	(179)	5.71	(25)	5.47	(24)
	55691	SPONRING Christine	12.98	(37)	5.58	(22)	24.21	(105)	35.19	(95)
CAN	105859	BOUCHER Sara-Maude	25.56	(71)	26.08	(139)	30.45	(163)	34.19	(93)
	106056	SIMARD Genevieve	41.27	(118)	9.52	(36)	5.79	(28)	5.96	(29)
CRO	385022	KOSTELIC Janica	27.47	(76)	3.14	(6)	5.70	(24)	4.68	(18)
CZE	155333	HRSTKOVA Lucie	46.00	(141)	26.61	(147)	17.68	(49)	22.05	(48)
	155336	MARTINOVOVA Gabriela	38.10	(112)	54.16	(477)	66.28	(695)	46.04	(144)
	155047	ZAKOURILOVA Petra	91.91	(378)	15.14	(56)	20.22	(70)	80.32	(441)
GBR	225206	ALCOTT Chimene	34.73	(99)	23.76	(121)	24.07	(104)	47.98	(159)
GER	205378	ERTL Martina	17.43	(44)	4.58	(13)	5.99	(30)	4.97	(21)
	205117	GERG Hilde	2.85	(4)	38.69	(262)	20.65	(72)	1.35	(2)
	205119	HALTMAYR Petra	5.52	(20)	29.66	(165)	23.80	(98)	3.77	(12)
ISL	255098	KRISTJANSOTTIR Dagny L.	58.29	(190)	50.51	(433)	35.72	(217)	46.58	(149)
ITA	295463	BASSIS Patrizia	5.94	(29)	108.74	(1546)	47.47	(374)	15.43	(37)
	295136	CECCARELLI Daniela	5.17	(16)	139.47	(2159)	42.98	(323)	3.30	(9)
	295533	RECCHIA Lucia	5.81	(25)	38.62	(260)	33.02	(182)	16.88	(40)
	295800	TAGLIABUE Elena	17.34	(43)	109.94	(1573)	59.66	(571)	24.74	(55)
ROM	465045	MUNTEANU Alexandra	54.58	(175)	79.55	(946)	42.74	(315)	52.98	(203)
SUI	515348	BORGHI Catherine	4.89	(12)	34.11	(210)	38.73	(258)	27.28	(69)
	515370	OESTER Marlies	59.29	(195)	3.71	(10)	18.30	(56)	71.05	(361)
SWE	505260	HARGIN Janette	22.21	(59)	12.91	(44)	10.39	(34)	5.74	(25)
USA	537544	KILDOW Lindsey C.	23.52	(62)	20.18	(90)	39.28	(264)	39.06	(113)

14-02-2002 / Snowbasin (USA) / 6412



## ENTRY LIST BY NOC / LISTE DES PARTICIPANTS PAR CNO

### LADIES' COMBINED SLALOM SLALOM COMBINÉ DAMES

SNOWBASIN SKI AREA THU 14 FEB 2002 / JEU 14 FEV 2002 START TIME / HEURE DE DÉPART 12:00

Number of Competitors: 31

NOC	FIS Code	Name	FIS Points (February 2002 List)							
			DH		SL		GS		SG	
USA	536473	LALIVE Caroline	5.69	(24)	26.16	(141)	13.82	(40)	4.46	(15)
	537545	MANCUSO Julia	21.85	(58)	24.56	(129)	23.43	(92)	18.28	(42)

#### LEGEND

DH Downhill SL Slalom GS Giant Slalom SG Super-G

14-02-2002 / Snowbasin (USA) / 6412

**START LIST / LISTE DE DÉPART**LADIES' COMBINED SLALOM 1st RUN  
SLALOM COMBINÉ DAMES 1ère MANCHE

SNOWBASIN SKI AREA THU 14 FEB 2002 / JEU 14 FEV 2002 START TIME / HEURE DE DÉPART 10:00

Jury			Technical Data		
<b>TD FIS</b>	SAVARD Claude	CAN	<b>Course Name</b>	Wildflower Slalom	
<b>Referee</b>	HOCH Kurt	FIS	<b>Start Altitude</b>	2100 m	
<b>Chief of Race</b>	BOTTEN Ingar	USA	<b>Finish Altitude</b>	1948 m	
<b>Start Referee</b>	REBNE Jan Einar	NOR	<b>Vertical Drop</b>	152 m	
<b>Finish Referee</b>	PALOVICOVA Jana	SVK	<b>Homologation Number</b>	5772/282/00	
Race Information 1st Run			Race Information 2nd Run		
<b>Course Setter</b>	STAUFFER Thomas	USA	<b>Course Setter</b>	GAMPER Franz	GER
<b>Number of Gates</b>	53		<b>Number of Gates</b>	50	
<b>Start Time</b>	10:00		<b>Start Time</b>	12:00	
<b>Forerunners</b>	A – R. STIEGLER	USA	<b>Forerunners</b>	A – R. STIEGLER	USA
	B – K. RICHARDSON	USA		B – K. RICHARDSON	USA
	C – K. STEPHENS	USA		C – C. CICCONE	USA

**Number of Competitors: 31**

Bib	FIS Code	Name	NOC	Time
1	385022	KOSTELIC Janica	CRO	_____
2	55069	GOETSCHL Renate	AUT	_____
3	505260	HARGIN Janette	SWE	_____
4	515370	OESTER Marlies	SUI	_____
5	536473	LALIVE Caroline	USA	_____
6	205378	ERTL Martina	GER	_____
7	55691	SPONRING Christine	AUT	_____
8	205117	GERG Hilde	GER	_____
9	295136	CECCARELLI Daniela	ITA	_____
10	537544	KILDOW Lindsey C.	USA	_____
11	55198	DORFMEISTER Michaela	AUT	_____
12	537545	MANCUSO Julia	USA	_____
13	155047	ZAKOURILOVA Petra	CZE	_____
14	106056	SIMARD Genevieve	CAN	_____
15	55290	HEREGGER Selina	AUT	_____



## START LIST / LISTE DE DÉPART

### LADIES' COMBINED SLALOM 1st RUN SLALOM COMBINÉ DAMES 1ère MANCHE

SNOWBASIN SKI AREA THU 14 FEB 2002 / JEU 14 FEV 2002 START TIME / HEURE DE DÉPART 10:00

Number of Competitors: 31

Bib	FIS Code	Name	NOC	Time
16	225206	ALCOTT Chimene	GBR	_____
17	105859	BOUCHER Sara-Maude	CAN	_____
18	155333	HRSTKOVA Lucie	CZE	_____
19	45087	BRIGHT Rowena	AUS	_____
20	205119	HALTMAYR Petra	GER	_____
21	45071	OWENS Jenny	AUS	_____
22	515348	BORCHI Catherine	SUI	_____
23	295533	RECCHIA Lucia	ITA	_____
24	35079	SIMARI BIRKNER Maria Belen	ARG	_____
25	45053	JONES Alice	AUS	_____
26	255098	KRISTJANSDDOTTIR Dagny L.	ISL	_____
27	35089	SIMARI BIRKNER Macarena	ARG	_____
28	155336	MARTINOVOVA Gabriela	CZE	_____
29	465045	MUNTEANU Alexandra	ROM	_____
30	295463	BASSIS Patrizia	ITA	_____
31	295800	TAGLIABUE Elena	ITA	_____

**START LIST / LISTE DE DÉPART**LADIES' COMBINED SLALOM 2nd RUN  
SLALOM COMBINÉ DAMES 2e MANCHE

SNOWBASIN SKI AREA THU 14 FEB 2002 / JEU 14 FEV 2002 START TIME / HEURE DE DÉPART 12:00

Jury			Technical Data		
<b>TD FIS</b>	SAVARD Claude	CAN	<b>Course Name</b>	Wildflower Slalom	
<b>Referee</b>	HOCH Kurt	FIS	<b>Start Altitude</b>	2100 m	
<b>Chief of Race</b>	BOTTEN Ingar	USA	<b>Finish Altitude</b>	1948 m	
<b>Start Referee</b>	REBNE Jan Einar	NOR	<b>Vertical Drop</b>	152 m	
<b>Finish Referee</b>	PALOVICOVA Jana	SVK	<b>Homologation Number</b>	5772/282/00	
Race Information 1st Run			Race Information 2nd Run		
<b>Course Setter</b>	STAUFFER Thomas	USA	<b>Course Setter</b>	GAMPER Franz	GER
<b>Number of Gates</b>	53		<b>Number of Gates</b>	50	
<b>Start Time</b>	10:00		<b>Start Time</b>	12:00	
<b>Forerunners</b>	A – R. STIEGLER	USA	<b>Forerunners</b>	A – R. STIEGLER	USA
	B – K. RICHARDSON	USA		B – K. RICHARDSON	USA
	C – K. STEPHENS	USA		C – C. CICCONE	USA

**Number of Competitors: 29**

Start Order	Bib	FIS Code	Name	NOC	1st Run	Diff.	Rank	2nd Run	Total
1	22	515348	<b>BORGHI Catherine</b>	SUI	47.39	2.79	15		
2	21	45071	<b>OWENS Jenny</b>	AUS	47.37	2.77	14		
3	13	155047	<b>ZAKOURILOVA Petra</b>	CZE	47.35	2.75	13		
4	16	225206	<b>ALCOTT Chimene</b>	GBR	47.27	2.67	12		
5	20	205119	<b>HALTMAYR Petra</b>	GER	47.05	2.45	11		
6	15	55290	<b>HEREGGER Selina</b>	AUT	47.00	2.40	10		
7	11	55198	<b>DORFMEISTER Michaela</b>	AUT	46.76	2.16	9		
8	17	105859	<b>BOUCHER Sara-Maude</b>	CAN	46.37	1.77	8		
9	3	505260	<b>HARGIN Janette</b>	SWE	46.14	1.54	7		
10	10	537544	<b>KILDOW Lindsey C.</b>	USA	45.95	1.35	6		
11	4	515370	<b>OESTER Marlies</b>	SUI	45.88	1.28	5		
12	14	106056	<b>SIMARD Genevieve</b>	CAN	45.76	1.16	4		
13	2	55069	<b>GOETSCHL Renate</b>	AUT	45.66	1.06	3		
14	6	205378	<b>ERTL Martina</b>	GER	45.10	0.50	2		
15	1	385022	<b>KOSTELIC Janica</b>	CRO	44.60	0.00	1		

**START LIST / LISTE DE DÉPART**

LADIES' COMBINED SLALOM 2nd RUN  
SLALOM COMBINÉ DAMES 2e MANCHE

SNOWBASIN SKI AREA THU 14 FEB 2002 / JEU 14 FEV 2002 START TIME / HEURE DE DÉPART 12:00

Number of Competitors: 29

Start Order	Bib	FIS Code	Name	NOC	1st Run	Diff.	Rank	2nd Run	Total
16	12	537545	MANCUSO Julia	USA	47.66	3.06	16		
17	8	205117	GERG Hilde	GER	47.70	3.10	17		
18	25	45053	JONES Alice	AUS	47.80	3.20	18		
19	27	35089	SIMARI BIRKNER Macarena	ARG	48.14	3.54	19		
20	9	295136	CECCARELLI Daniela	ITA	48.35	3.75	20		
21	23	295533	RECCHIA Lucia	ITA	48.88	4.28	21		
22	31	295800	TAGLIABUE Elena	ITA	49.03	4.43	22		
23	24	35079	SIMARI BIRKNER Maria	ARG	49.29	4.69	23		
24	26	255098	KRISTJANSDDOTTIR Dagny L.	ISL	50.24	5.64	24		
25	29	465045	MUNTEANU Alexandra	ROM	50.77	6.17	25		
26	28	155336	MARTINOVOVA Gabriela	CZE	50.78	6.18	26		
27	30	295463	BASSIS Patrizia	ITA	52.16	7.56	27		
28	5	536473	LALIVE Caroline	USA	1:02.45	17.85	28		
29	19	45087	BRIGHT Rowena	AUS	1:04.95	20.35	29		



## OFFICIAL RESULTS / RÉSULTATS OFFICIELS

LADIES' COMBINED SLALOM  
SLALOM COMBINÉ DAMES

SNOWBASIN SKI AREA THU 14 FEB 2002 / JEU 14 FEV 2002 START TIME / HEURE DE DÉPART 12:00

Jury			Technical Data		
<b>TD FIS</b>	SAVARD Claude	CAN	<b>Course Name</b>	Wildflower Slalom	
<b>Referee</b>	HOCH Kurt	FIS	<b>Start Altitude</b>	2100 m	
<b>Chief of Race</b>	BOTTEN Ingar	USA	<b>Finish Altitude</b>	1948 m	
<b>Start Referee</b>	REBNE Jan Einar	NOR	<b>Vertical Drop</b>	152 m	
<b>Finish Referee</b>	PALOVICOVA Jana	SVK	<b>Homologation Number</b>	5772/282/00	
Race Information 1st Run			Race Information 2nd Run		
<b>Course Setter</b>	STAUFFER Thomas	USA	<b>Course Setter</b>	GAMPER Franz	GER
<b>Number of Gates</b>	53		<b>Number of Gates</b>	50	
<b>Start Time</b>	10:00		<b>Start Time</b>	12:00	
<b>Forerunners</b>	A – R. STIEGLER	USA	<b>Forerunners</b>	A – R. STIEGLER	USA
	B – K. RICHARDSON	USA		B – K. RICHARDSON	USA
	C – K. STEPHENS	USA		C – C. CICCONE	USA

Weather: Partly Cloudy Snow: Hard Temperature – Start: -7.0 °C / 19.4 °F Finish: -1.0 °C / 30.2 °F F-factor: 570

## Number of Competitors: 31

Rank	Bib	FIS Code	Name	NOC	1st Run	2nd Run	Total	Diff.	Race Points
1	1	385022	KOSTELIC Janica	CRO	44.60	42.68	1:27.28		0.00
2	6	205378	ERTL Martina	GER	45.10	43.28	1:28.38	1.10	7.18
3	4	515370	OESTER Marlies	SUI	45.88	43.46	1:29.34	2.06	13.45
4	2	55069	GOETSCHL Renate	AUT	45.66	43.84	1:29.50	2.22	14.50
5	14	106056	SIMARD Genevieve	CAN	45.76	44.12	1:29.88	2.60	16.98
6	11	55198	DORFMEISTER Michaela	AUT	46.76	44.24	1:31.00	3.72	24.29
7	17	105859	BOUCHER Sara-Maude	CAN	46.37	44.90	1:31.27	3.99	26.06
8	10	537544	KILDOW Lindsey C.	USA	45.95	45.49	1:31.44	4.16	27.17
9	22	515348	BORCHI Catherine	SUI	47.39	44.52	1:31.91	4.63	30.24
10	13	155047	ZAKOURILOVA Petra	CZE	47.35	44.58	1:31.93	4.65	30.37
11	16	225206	ALCOTT Chimene	GBR	47.27	45.01	1:32.28	5.00	32.65
12	21	45071	OWENS Jenny	AUS	47.37	44.98	1:32.35	5.07	33.11
13	25	45053	JONES Alice	AUS	47.80	44.59	1:32.39	5.11	33.37
14	15	55290	HEREGGER Selina	AUT	47.00	45.40	1:32.40	5.12	33.44
15	27	35089	SIMARI BIRKNER Macarena	ARG	48.14	45.55	1:33.69	6.41	41.86

#470





## OFFICIAL RESULTS / RÉSULTATS OFFICIELS

### LADIES' COMBINED SLALOM SLALOM COMBINÉ DAMES

SNOWBASIN SKI AREA THU 14 FEB 2002 / JEU 14 FEV 2002 START TIME / HEURE DE DÉPART 12:00

#### Number of Competitors: 31

Rank	Bib	FIS Code	Name	NOC	1st Run	2nd Run	Total	Diff.	Race Points
16	12	537545	MANCUSO Julia	USA	47.66	46.07	1:33.73	6.45	42.12
17	9	295136	CECCARELLI Daniela	ITA	48.35	46.71	1:35.06	7.78	50.81
18	23	295533	RECCHIA Lucia	ITA	48.88	46.94	1:35.82	8.54	55.77
19	24	35079	SIMARI BIRKNER Maria	ARG	49.29	46.69	1:35.98	8.70	56.82
20	31	295800	TAGLIABUE Elena	ITA	49.03	47.27	1:36.30	9.02	58.91
21	29	465045	MUNTEANU Alexandra	ROM	50.77	48.23	1:39.00	11.72	76.54
22	28	155336	MARTINOVOVA Gabriela	CZE	50.78	48.71	1:39.49	12.21	79.74
23	30	295463	BASSIS Patrizia	ITA	52.16	49.20	1:41.36	14.08	91.95
24	19	45087	BRIGHT Rowena	AUS	1:04.95	46.27	1:51.22	23.94	156.35

#### DID NOT FINISH SLALOM 1st RUN: 2 competitors

7	55691	SPONRING Christine	AUT
18	155333	HRSTKOVA Lucie	CZE

#### DID NOT START SLALOM 2nd RUN: 1 competitor

5	536473	LALIVE Caroline	USA
---	--------	-----------------	-----

#### DID NOT FINISH DOWNHILL: 4 competitors

--	205119	HALTMAYR Petra	GER
--	505260	HARGIN Janette	SWE
--	205117	GERG Hilde	GER
--	255098	KRISTJANSDDOTTIR Dagny L.	ISL

Technical Delegate:  
SAVARD, Claude (CAN) #470



## PENALTY CALCULATION / CALCUL DE LA PÉNALITÉ

### LADIES' COMBINED SLALOM SLALOM COMBINÉ DAMES

SNOWBASIN SKI AREA THU 14 FEB 2002 / JEU 14 FEV 2002 START TIME / HEURE DE DÉPART 12:00

#### Best 10 at Finish

Rank	Bib	FIS Code	Name	NOC	FIS Points	Best 5	Race Points
1	1	385022	KOSTELIC Janica	CRO	3.14	3.14	0.00
2	6	205378	ERTL Martina	GER	4.58	4.58	7.18
3	4	515370	OESTER Marlies	SUI	3.71	3.71	13.45
4	2	55069	GOETSCHL Renate	AUT	5.71	5.71	14.50
5	14	106056	SIMARD Genevieve	CAN	9.52	9.52	16.98
6	11	55198	DORFMEISTER Michaela	AUT	35.54		
7	17	105859	BOUCHER Sara-Maude	CAN	26.08		
8	10	537544	KILDOW Lindsey C.	USA	20.18		
9	22	515348	BORCHI Catherine	SUI	34.11		
10	13	155047	ZAKOURILOVA Petra	CZE	15.14		

#### Best 5 FIS Points at Start

Rank	Bib	FIS Code	Name	NOC	FIS Points
1	1	385022	KOSTELIC Janica	CRO	3.14
3	4	515370	OESTER Marlies	SUI	3.71
2	6	205378	ERTL Martina	GER	4.58
DNF	7	55691	SPONRING Christine	AUT	5.58
4	2	55069	GOETSCHL Renate	AUT	5.71

#### TOTALS:

FIS Points of Best 5 at Start (B)	22.72		
FIS Points of Best at Finish in Top 10 (A)		26.66	
Race Points of Corresponding Competitors (C)			52.11
Calculated Penalty (A+B-C) : 10 =>	-0.273		
Rounded	-0.27		
Correction Value (Z)	0.17		
Penalty Applied	0.00		

Technical Delegate:  
SAVARD, Claude (CAN) #470

LEGEND  
DNF Did Not Finish

14-02-2002 / Snowbasin (USA) / 6412

**START LIST / LISTE DE DÉPART**LADIES' COMBINED DOWNHILL  
DESCENTE COMBINÉ DAMES

SNOWBASIN SKI AREA THU 14 FEB 2002 / JEU 14 FEV 2002 START TIME / HEURE DE DÉPART 14:45

Jury			Technical Data	
<b>TD FIS</b>	SAVARD Claude	CAN	<b>Course Name</b>	Wildflower Downhill
<b>Referee</b>	HOCH Kurt	FIS	<b>Start Altitude</b>	2655 m
<b>Assistant Referee</b>	TISCHHAUSER Jan	FIS	<b>Finish Altitude</b>	1948 m
<b>Chief of Race</b>	BOTTEN Ingar	USA	<b>Vertical Drop</b>	707 m
<b>Start Referee</b>	REBNE Jan Einar	NOR	<b>Course Length</b>	2237 m
<b>Finish Referee</b>	PALOVICOVA Jana	SVK	<b>Homologation Number</b>	5378/108/99

**Race Information**

<b>Course Setter</b>	TISCHHAUSER Jan	FIS
<b>Number of Gates</b>	30	
<b>Start Time</b>	14:45	

<b>Forerunners</b>	A – C. WRIGHT	USA	F – B. MCCARTY	USA
	B – L. VAN NESS	USA	G – C. CICCONE	USA
	C – K. BYBEE	USA	H – K. STEPHENS	USA
	D – L. LUDLOW	USA	I – K. RICHARDSON	USA
	E – R. ROOSEVELT	USA	J – R. STIEGLER	USA

**Start Interval:** 1 – 28 : 75 sec.**Number of Competitors: 28**

Start Order	FIS Code	Name	NOC	SL1 + SL2	Diff.	Rank	Time	Total
1	1	45053	JONES Alice	AUS	1:32.39	5.11	15	
2	2	45071	OWENS Jenny	AUS	1:32.35	5.07	14	
3	3	205119	HALTMAYR Petra	GER	1:32.32	5.04	13	
4	4	225206	ALCOTT Chimene	GBR	1:32.28	5.00	12	
5	5	155047	ZAKOURILOVA Petra	CZE	1:31.93	4.65	11	
6	6	515348	BORGHI Catherine	SUI	1:31.91	4.63	10	
7	7	537544	KILDOW Lindsey C.	USA	1:31.44	4.16	9	
8	8	105859	BOUCHER Sara-Maude	CAN	1:31.27	3.99	8	
9	9	55198	DORFMEISTER Michaela	AUT	1:31.00	3.72	7	
10	10	505260	HARGIN Janette	SWE	1:30.32	3.04	6	
11	11	106056	SIMARD Genevieve	CAN	1:29.88	2.60	5	
12	12	55069	GOETSCHL Renate	AUT	1:29.50	2.22	4	
13	13	515370	OESTER Marlies	SUI	1:29.34	2.06	3	
14	14	205378	ERTL Martina	GER	1:28.38	1.10	2	
15	15	385022	KOSTELIC Janica	CRO	1:27.28	0.00	1	



## OFFICIAL RESULTS / RÉSULTATS OFFICIELS

### LADIES' COMBINED DOWNHILL DESCENTE COMBINÉ DAMES

SNOWBASIN SKI AREA THU 14 FEB 2002 / JEU 14 FEV 2002 START TIME / HEURE DE DÉPART 14:45

Jury			Technical Data	
<b>TD FIS</b>	SAVARD Claude	CAN	<b>Course Name</b>	Wildflower Downhill
<b>Referee</b>	HOCH Kurt	FIS	<b>Start Altitude</b>	2655 m
<b>Assistant Referee</b>	TISCHHAUSER Jan	FIS	<b>Finish Altitude</b>	1948 m
<b>Chief of Race</b>	BOTTEN Ingar	USA	<b>Vertical Drop</b>	707 m
<b>Start Referee</b>	REBNE Jan Einar	NOR	<b>Course Length</b>	2237 m
<b>Finish Referee</b>	PALOVICOVA Jana	SVK	<b>Homologation Number</b>	5378/108/99

#### Race Information

<b>Course Setter</b>	TISCHHAUSER Jan	FIS
<b>Number of Gates</b>	30	
<b>Start Time</b>	14:45	

<b>Forerunners</b>	A – C. WRIGHT	USA	F – B. MCCARTY	USA
	B – L. VAN NESS	USA	G – C. CICCONE	USA
	C – K. BYBEE	USA	H – K. STEPHENS	USA
	D – L. LUDLOW	USA	I – K. RICHARDSON	USA
	E – R. ROOSEVELT	USA	J – R. STIEGLER	USA

**Weather:** Clear **Snow:** Hard **Temperature – Start:** –8.0 °C / 17.6 °F **Finish:** –2.0 °C / 28.4 °F **F–factor:** 1280

#### Number of Competitors: 31

Rank	Start Order	FIS Code	Name	NOC	Time	Diff.	Race Points
1	12	55069	GOETSCHL Renate	AUT	1:15.27		0.00
2	9	55198	DORFMEISTER Michaela	AUT	1:15.85	0.58	9.86
3	15	385022	KOSTELIC Janica	CRO	1:16.00	0.73	12.41
4	7	537544	KILDOW Lindsey C.	USA	1:16.61	1.34	22.79
5	27	295463	BASSIS Patrizia	ITA	1:16.72	1.45	24.66
6	20	295136	CECCARELLI Daniela	ITA	1:16.75	1.48	25.17
7	14	205378	ERTL Martina	GER	1:16.78	1.51	25.68
8	6	515348	BORCHI Catherine	SUI	1:16.88	1.61	27.38
9	2	45071	OWENS Jenny	AUS	1:16.96	1.69	28.74
10	13	515370	OESTER Marlies	SUI	1:17.27	2.00	34.01
11	21	295533	RECCHIA Lucia	ITA	1:17.28	2.01	34.18
12	16	55290	HEREGGER Selina	AUT	1:17.29	2.02	34.35
13	19	537545	MANCUSO Julia	USA	1:17.60	2.33	39.62
14	23	295800	TAGLIABUE Elena	ITA	1:17.66	2.39	40.64
15	1	45053	JONES Alice	AUS	1:17.83	2.56	43.53

#470



## OFFICIAL RESULTS / RÉSULTATS OFFICIELS

### LADIES' COMBINED DOWNHILL DESCENTE COMBINÉ DAMES

SNOWBASIN SKI AREA THU 14 FEB 2002 / JEU 14 FEV 2002 START TIME / HEURE DE DÉPART 14:45

Number of Competitors: 31

Rank	Start Order	FIS Code	Name	NOC	Time	Diff.	Race Points
16	8	105859	BOUCHER Sara-Maude	CAN	1:18.10	2.83	48.13
17	11	106056	SIMARD Genevieve	CAN	1:18.26	2.99	50.85
18	4	225206	ALCOTT Chimene	GBR	1:19.06	3.79	64.45
19	26	155336	MARTINOVOVA Gabriela	CZE	1:19.17	3.90	66.32
20	18	35089	SIMARI BIRKNER Macarena	ARG	1:19.21	3.94	67.00
21	28	45087	BRIGHT Rowena	AUS	1:19.46	4.19	71.25
22	25	465045	MUNTEANU Alexandra	ROM	1:19.53	4.26	72.44
23	5	155047	ZAKOURILOVA Petra	CZE	1:19.90	4.63	78.74
24	22	35079	SIMARI BIRKNER Maria	ARG	1:19.94	4.67	79.42

**DID NOT FINISH SLALOM 1st RUN: 2 competitors**

--	55691	SPONRING Christine	AUT
--	155333	HRSTKOVA Lucie	CZE

**DID NOT START SLALOM 2nd RUN: 1 competitor**

--	536473	LALIVE Caroline	USA
----	--------	-----------------	-----

**DID NOT FINISH DOWNHILL: 4 competitors**

3	205119	HALTMAYR Petra	GER
10	505260	HARGIN Janette	SWE
17	205117	GERG Hilde	GER
24	255098	KRISTJANSDDOTTIR Dagny L.	ISL

Technical Delegate:  
SAVARD, Claude (CAN) #470



## OFFICIAL RESULTS / RÉSULTATS OFFICIELS

### LADIES' COMBINED DOWNHILL DESCENTE COMBINÉ DAMES

SNOWBASIN SKI AREA THU 14 FEB 2002 / JEU 14 FEV 2002 START TIME / HEURE DE DÉPART 14:45

Number of Competitors: 31

Rank	Start Order	FIS Code	Name	NOC	Time	Diff.	Race Points
16	8	105859	BOUCHER Sara-Maude	CAN	1:18.10	2.83	48.13
17	11	106056	SIMARD Genevieve	CAN	1:18.26	2.99	50.85
18	4	225206	ALCOTT Chimene	GBR	1:19.06	3.79	64.45
19	26	155336	MARTINOVOVA Gabriela	CZE	1:19.17	3.90	66.32
20	18	35089	SIMARI BIRKNER Macarena	ARG	1:19.21	3.94	67.00
21	28	45087	BRIGHT Rowena	AUS	1:19.46	4.19	71.25
22	25	465045	MUNTEANU Alexandra	ROM	1:19.53	4.26	72.44
23	5	155047	ZAKOURILOVA Petra	CZE	1:19.90	4.63	78.74
24	22	35079	SIMARI BIRKNER Maria	ARG	1:19.94	4.67	79.42

**DID NOT FINISH SLALOM 1st RUN: 2 competitors**

--	55691	SPONRING Christine	AUT
--	155333	HRSTKOVA Lucie	CZE

**DID NOT START SLALOM 2nd RUN: 1 competitor**

--	536473	LALIVE Caroline	USA
----	--------	-----------------	-----

**DID NOT FINISH DOWNHILL: 4 competitors**

3	205119	HALTMAYR Petra	GER
10	505260	HARGIN Janette	SWE
17	205117	GERG Hilde	GER
24	255098	KRISTJANSDDOTTIR Dagny L.	ISL

Technical Delegate:  
SAVARD, Claude (CAN) #470



## PENALTY CALCULATION / CALCUL DE LA PÉNALITÉ

### LADIES' COMBINED DOWNHILL DESCENTE COMBINÉ DAMES

SNOWBASIN SKI AREA THU 14 FEB 2002 / JEU 14 FEV 2002 START TIME / HEURE DE DÉPART 14:45

#### Best 10 at Finish

Rank	Start Order	FIS Code	Name	NOC	FIS Points	Best 5	Race Points
1	12	55069	GOETSCHL Renate	AUT	1.33	1.33	0.00
2	9	55198	DORFMEISTER Michaela	AUT	2.68	2.68	9.86
3	15	385022	KOSTELIC Janica	CRO	27.47		
4	7	537544	KILDOW Lindsey C.	USA	23.52		
5	27	295463	BASSIS Patrizia	ITA	5.94	5.94	24.66
6	20	295136	CECCARELLI Daniela	ITA	5.17	5.17	25.17
7	14	205378	ERTL Martina	GER	17.43		
8	6	515348	BORGHI Catherine	SUI	4.89	4.89	27.38
9	2	45071	OWENS Jenny	AUS	23.32		
10	13	515370	OESTER Marlies	SUI	59.29		

#### Best 5 FIS Points at Start

Rank	Start Order	FIS Code	Name	NOC	FIS Points
1	12	55069	GOETSCHL Renate	AUT	1.33
2	9	55198	DORFMEISTER Michaela	AUT	2.68
DNF	17	205117	GERG Hilde	GER	2.85
12	16	55290	HEREGGER Selina	AUT	4.10
8	6	515348	BORGHI Catherine	SUI	4.89

#### TOTALS:

FIS Points of Best 5 at Start (B)	15.85		
FIS Points of Best at Finish in Top 10 (A)		20.01	
Race Points of Corresponding Competitors (C)			87.07
Calculated Penalty (A+B-C) : 10 =>	-5.121		
Rounded	-5.12		
Correction Value (Z)	1.55		
Penalty Applied	0.00		

Technical Delegate:  
SAVARD, Claude (CAN) #470

LEGEND  
DNF Did Not Finish

14-02-2002 / Snowbasin (USA) / 6413



## OVERALL FIS WCSL LIST / LISTE DE DÉPART GÉNÉRALE COUPE DU MONDE FIS

## LADIES' / DAMES

As of FRI 22 FEB 2002 / État au VEN 22 FEV 2002

Number of Competitors: 151

Rank	FIS Code	Name	NOC	WCSL	DH	SL	GS	SG	K
1	55069	GOETSCHL Renate	AUT	1406	575 (2)	83 (26)	51 (33)	417 (1)	280 (1)
2	55198	DORFMEISTER Michaela	AUT	1378	420 (4)	–	541 (2)	276 (7)	141 (3)
3	515268	NEF Sonja	SUI	984	–	372 (4)	612 (1)	–	–
4	295588	KOSTNER Isolde	ITA	958	728 (1)	–	37 (39)	193 (12)	–
5	505483	PAERSON Anja	SWE	944	–	493 (3)	451 (3)	–	–
6	385022	KOSTELIC Janica	CRO	916	16 (43)	339 (5)	175 (14)	206 (9)	180 (2)
7	205117	GERG Hilde	GER	897	431 (3)	–	30 (42)	386 (2)	50 (11)
8	195374	MONTILLET Carole	FRA	761	313 (7)	–	134 (18)	314 (3)	–
9	515098	REY BELLET Corinne	SUI	723	361 (6)	–	163 (16)	199 (11)	–
10	195249	PEQUEGNOT Laure	FRA	664	–	664 (1)	–	–	–
11	295342	PUTZER Karen	ITA	644	19 (42)	3 (60)	338 (7)	284 (6)	–
12	535825	KOZNICK Kristina	USA	634	–	531 (2)	103 (23)	–	–
13	55212	MEISSNITZER Alexandra	AUT	573	36 (36)	–	232 (9)	285 (5)	20 (27)
14	55261	OBERMOSER Brigitte	AUT	565	232 (9)	–	130 (19)	121 (22)	82 (5)
15	505084	NOWEN Ylva	SWE	563	–	333 (6)	230 (10)	–	–
16	55290	HEREGGER Selina	AUT	543	292 (8)	–	91 (25)	76 (24)	84 (4)
17	295136	CECCARELLI Daniela	ITA	534	150 (16)	–	–	314 (3)	70 (8)
18	515409	BERTHOD Sylviane	SUI	531	407 (5)	–	–	124 (21)	–
19	185140	POUTIAINEN Tanja	FIN	470	–	270 (10)	200 (12)	–	–
20	505083	WIBERG Pernilla	SWE	449	227 (10)	–	4 (60)	173 (14)	45 (14)
21	205378	ERTL Martina	GER	443	6 (51)	205 (12)	43 (36)	129 (20)	60 (10)
22	195195		FRA	403	76 (27)	–	73 (30)	254 (8)	–
23	536138	CLARK Kirsten L	USA	392	184 (13)	–	47 (34)	161 (15)	–
24	105741	FORSYTH Allison	CAN	385	–	39 (38)	346 (5)	–	–
25	536481	SCHLEPER Sarah	USA	384	–	275 (9)	109 (20)	–	–
26	105546	TURGEON Melanie	CAN	378	173 (15)	–	–	205 (10)	–
27	195377	PASCAL-SAIONI Christel	FRA	368	–	315 (7)	53 (32)	–	–
28	425001	FLEMMEN Andrine	NOR	352	–	–	348 (4)	4 (55)	–
29	425389	NILSEN Stina Hofgard	NOR	342	–	–	342 (6)	–	–
30	195503	SUCHET Melanie	FRA	336	185 (12)	–	16 (47)	135 (19)	–
31	515370	OESTER Marlies	SUI	334	–	267 (11)	17 (46)	–	50 (11)
32	205119	HALTMAYR Petra	GER	333	95 (21)	–	22 (44)	180 (13)	36 (20)
33	55075	SCHUSTER Stefanie	AUT	314	97 (20)	–	9 (52)	142 (17)	66 (9)
34	55052	SCHNEIDER Tanja	AUT	309	128 (19)	–	42 (37)	139 (18)	–
35	205636	BERGMANN Monika	GER	286	–	286 (8)	–	–	–
35	536473	LALIVE Caroline	USA	286	87 (24)	7 (55)	1 (65)	151 (16)	40 (17)
37	565243	MAZE Tina	SLO	269	–	14 (44)	255 (8)	–	–
38	515348	BORGHI Catherine	SUI	259	175 (14)	–	–	5 (51)	79 (7)
39	505187	OTTOSSON Anna	SWE	242	–	59 (30)	183 (13)	–	–
39	495065	RIENDA CONTRERAS Maria	ESP	242	–	41 (36)	201 (11)	–	–
41	505260	HARGIN Janette	SWE	229	16 (43)	27 (40)	34 (40)	72 (25)	80 (6)
42	425077	MARKEN Ingeborg Helen	NOR	221	215 (11)	–	–	6 (49)	–

22–02–2002 / Park City (USA) / 6416





## OVERALL FIS WCSL LIST / LISTE DE DÉPART GÉNÉRALE COUPE DU MONDE FIS

## LADIES' / DAMES

As of FRI 22 FEB 2002 / État au VEN 22 FEV 2002

Number of Competitors: 151

Rank	FIS Code	Name	NOC	WCSL	DH	SL	GS	SG	K
43	425051	BAKKE-ROGNMO Trine	NOR	204	-	201 (13)	3 (61)	-	-
44	106056	SIMARD Genevieve	CAN	199	-	13 (46)	88 (27)	62 (27)	36 (20)
44	195215	VIDAL Vanessa	FRA	199	-	199 (14)	-	-	-
46	565037	SUHADOLC Mojca	SLO	192	92 (22)	-	6 (56)	94 (23)	-
47	515095	KUMMER Lilian	SUI	169	-	-	169 (15)	-	-
48	565097	PRETNAR Spela	SLO	167	-	145 (15)	22 (44)	-	-
49	355002	HEEB-BATLINER Birgit	LIE	160	-	-	160 (17)	-	-
50	565109	DOVZAN Alenka	SLO	156	-	67 (27)	89 (26)	-	-
50	205392	HAEUSL Regina	GER	156	145 (18)	-	-	11 (43)	-
50	536477	MENDES Jonna	USA	156	88 (23)	-	-	68 (26)	-
53	535503	STREET Picabo	USA	148	148 (17)	-	-	-	-
54	425359	BERNTSEN Hedda	NOR	142	-	142 (16)	-	-	-
55	55313	ROHREGGER Eveline	AUT	138	-	-	100 (24)	38 (35)	-
56	185058	RAITA Henna	FIN	137	-	137 (17)	-	-	-
57	515092	GRUENENFELDER Corina	SUI	131	-	131 (18)	-	-	-
58	195671	JACQUEMOD Ingrid	FRA	126	73 (28)	-	-	53 (29)	-
59	295738	BACHMANN Silke	ITA	119	-	10 (50)	109 (20)	-	-
59	55388	RAICH Carina	AUT	119	-	119 (19)	-	-	-
61	295533	RECCHIA Lucia	ITA	118	81 (25)	-	-	37 (37)	-
62	485062	ZELENSKAJA Warwara	RUS	116	56 (31)	-	-	60 (28)	-
63	295800	TAGLIABUE Elena	ITA	113	51 (32)	-	-	38 (35)	24 (25)
64	295463	BASSIS Patrizia	ITA	112	66 (29)	-	-	46 (32)	-
65	55302	EGGER Sabine	AUT	110	-	110 (20)	-	-	-
65	55590	SCHILD Marlies	AUT	110	-	110 (20)	-	-	-
65	55691	SPONRING Christine	AUT	110	2 (60)	96 (23)	12 (49)	-	-
68	515573	AUFDENBLATTEN Fraenzi	SUI	109	-	-	109 (20)	-	-
69	55588	RUMPFHUBER Ingrid	AUT	105	78 (26)	-	-	27 (40)	-
70	565004	BOKAL Natasa	SLO	104	-	104 (22)	-	-	-
71	295435	GIUS Nicole	ITA	96	-	50 (34)	46 (35)	-	-
72	205043	BRAUNER Sibylle	GER	94	59 (30)	-	-	35 (39)	-
73	295445	KARBON Denise	ITA	93	-	18 (42)	75 (29)	-	-
74	55539	BERGER Silvia	AUT	92	-	-	84 (28)	8 (46)	-
75	705287	ZUZULOVA Veronika	SVK	89	-	89 (24)	-	-	-
76	295559	BIAVASCHI Elisabetta	ITA	87	-	87 (25)	-	-	-
76	106022	JANYK Britt	CAN	87	-	14 (44)	28 (43)	-	45 (14)
78	55622	VIERTHALER Astrid	AUT	86	49 (34)	-	-	8 (46)	29 (22)
79	535505	GERETY Megan	USA	85	41 (35)	-	-	44 (33)	-
80	205820	HUBER Isabelle	GER	80	34 (37)	-	-	-	46 (13)
81	105997	BRYDON Emily	CAN	75	31 (38)	1 (63)	-	43 (34)	-
82	535529	MONAHAN Kathleen	USA	74	21 (41)	-	-	53 (29)	-
83	205115	GERG Annemarie	GER	73	-	67 (27)	6 (56)	-	-
84	295927	PLANATSCHER Maddalena	ITA	72	-	8 (54)	64 (31)	-	-

22-02-2002 / Park City (USA) / 6416



## OVERALL FIS WCSL LIST / LISTE DE DÉPART GÉNÉRALE COUPE DU MONDE FIS

## LADIES' / DAMES

As of FRI 22 FEB 2002 / État au VEN 22 FEV 2002

Number of Competitors: 151

Rank	FIS Code	Name	NOC	WCSL	DH	SL	GS	SG	K
85	537544	KILDOW Lindsey C.	USA	67	15 (46)	–	–	12 (42)	40 (17)
86	55136	KOELLERER Karin	AUT	65	–	64 (29)	1 (65)	–	–
87	425022	FJELDAVLIE Merete	NOR	63	16 (43)	–	–	47 (31)	–
88	305287	HIROI Noriyo	JPN	59	–	59 (30)	–	–	–
88	415069	RIEGLER Claudia	NZL	59	–	59 (30)	–	–	–
90	537545	MANCUSO Julia	USA	57	3 (56)	–	–	10 (44)	44 (16)
91	45002	STEGGALL Zali	AUS	55	–	55 (33)	–	–	–
92	105662	LEFRANCOIS Anne Marie	CAN	50	50 (33)	–	–	–	–
93	505271	EKMAN Susanne	SWE	46	–	46 (35)	–	–	–
94	565207	DABIC Lea	SLO	41	–	41 (36)	–	–	–
95	295807	VIERIN Sonia	ITA	40	–	–	40 (38)	–	–
96	45053	JONES Alice	AUS	38	–	–	–	–	38 (19)
96	495318	RUIZ CASTILLO Carolina	ESP	38	–	–	2 (62)	36 (38)	–
98	105859	BOUCHER Sara–Maude	CAN	34	3 (56)	–	–	5 (51)	26 (24)
98	565136	BRACUN Spela	SLO	34	26 (39)	–	–	8 (46)	–
100	45071	OWENS Jenny	AUS	33	4 (54)	–	–	–	29 (22)
101	55759	KIRCHGASSER Michaela	AUT	32	–	32 (39)	–	–	–
101	195291	PELLAT–FINET Caroline	FRA	32	–	–	32 (41)	–	–
103	105903	PRCHAL Anna	CAN	29	–	–	7 (54)	–	22 (26)
104	295303	PEREZ Bibiana	ITA	27	23 (40)	–	–	4 (55)	–
105	206001	RIESCH Maria	GER	25	–	10 (50)	11 (51)	4 (55)	–
106	385027	FLEISS Nika	CRO	22	–	22 (41)	–	–	–
107	195273	SEKINO Fujiko	FRA	20	3 (56)	–	12 (49)	5 (51)	–
108	225206	ALCOTT Chimene	GBR	18	–	–	–	–	18 (28)
109	565010	HROVAT Urska	SLO	17	–	17 (43)	–	–	–
109	185118	KAHYHKOE Pia	FIN	17	2 (60)	–	–	–	15 (29)
111	295208	MERLIN Alessandra	ITA	16	–	–	–	16 (41)	–
112	495107	GALINDO SANTOLARIA Ana	ESP	14	–	–	14 (48)	–	–
112	295449	KLEON Barbara	ITA	14	7 (49)	–	6 (56)	1 (61)	–
114	505396	HARGIN Christine	SWE	13	–	13 (46)	–	–	–
114	55359	TRUPPE Karin	AUT	13	–	13 (46)	–	–	–
116	536479	POWERS Alison	USA	12	12 (47)	–	–	–	–
116	55097	WACHTER Anita	AUT	12	–	6 (56)	6 (56)	–	–
118	205716	HUBER Marina	GER	11	–	11 (49)	–	–	–
119	55383	BLASER Karin	AUT	10	–	–	–	10 (44)	–
120	425458	VIKEN Line	NOR	9	–	9 (52)	–	–	–
120	205736	WOLF Stefanie	GER	9	–	9 (52)	–	–	–
122	155333	HRSTKOVA Lucie	CZE	8	–	–	8 (53)	–	–
122	55315	THANNER Veronika	AUT	8	8 (48)	–	–	–	–
124	515478	ALPIGER Ella	SUI	7	7 (49)	–	–	–	–
124	55037	MITTERWALLNER Christiane	AUT	7	–	–	7 (54)	–	–
126	515429	DUMERMUTH Monika	SUI	6	6 (51)	–	–	–	–

22–02–2002 / Park City (USA) / 6416



## OVERALL FIS WCSL LIST / LISTE DE DÉPART GÉNÉRALE COUPE DU MONDE FIS

## LADIES' / DAMES

As of FRI 22 FEB 2002 / État au VEN 22 FEV 2002

Number of Competitors: 151

Rank	FIS Code	Name	NOC	WCSL	DH	SL	GS	SG	K
126	55544	KNOR Petra	AUT	6	-	6 (56)	-	-	-
126	195840	PATUREL Floriane	FRA	6	-	-	-	6 (49)	-
129	425031	GIMLE Trude	NOR	5	5 (53)	-	-	-	-
129	195868	MEILLEUR Karine	FRA	5	-	-	-	5 (51)	-
129	515374	ROTEN MEIER Karin	SUI	5	-	5 (58)	-	-	-
132	225018	CARRICK-ANDERSON E.	GBR	4	-	4 (59)	-	-	-
132	305092	KASHIWAGI Kumiko	JPN	4	-	2 (62)	2 (62)	-	-
132	515365	KUENDIG Ruth	SUI	4	4 (54)	-	-	-	-
132	515403	MUELLER Tamara	SUI	4	3 (56)	-	-	1 (61)	-
132	515170	STYGER Nadia	SUI	4	-	-	1 (65)	3 (58)	-
137	205817	GRAUVOGL Alexandra	GER	3	2 (60)	-	-	1 (61)	-
137	55339	LECHNER Martina	AUT	3	-	-	-	3 (58)	-
137	155047	ZAKOURILOVA Petra	CZE	3	-	3 (60)	-	-	-
140	55690	HOSP Nicole	AUT	2	-	-	2 (62)	-	-
140	515166	PIEREN Tanja	SUI	2	-	-	-	2 (60)	-
140	515560	SCHILD Martina	SUI	2	2 (60)	-	-	-	-
143	485217	ALIEVA Olesja	RUS	1	1 (64)	-	-	-	-
143	295644	ANTONIOLI Marta	ITA	1	1 (64)	-	-	-	-
143	195048	CLEMENT-GUY Stephanie	FRA	1	-	1 (63)	-	-	-
143	195193	DUVILLARD Kristina	FRA	1	-	-	1 (65)	-	-
143	515496	IMLIG Corinne	SUI	1	1 (64)	-	-	-	-
143	425278	KVINLOG Gro	NOR	1	-	-	-	1 (61)	-
143	296091	PEZZEDI Emmi	ITA	1	-	1 (63)	-	-	-
143	195493	RICHARD Helene	FRA	1	-	1 (63)	-	-	-
143	55247	WAIHOFER-DUMMER C.	AUT	1	-	1 (63)	-	-	-

LEGEND									
WCSL	Overall points	DH	Downhill points	SL	Slalom points	GS	Giant Slalom points	SG	Super-G points
K	Combined points								

22-02-2002 / Park City (USA) / 6416

ALPINE SKIING MEN SKI ALPIN MESSIEURS



*Fritz Strobl, AUT, Men's Downhill*

---

S T E P H E N M U N D A Y / I O C M U S E U M / G E T T Y I M A G E S



## Men's Alpine Skiing Contents

### General

Course Plans	
Snowbasin Ski Area	Men's Downhill
	Men's Combined
	Men's Super- G
Park City Mountain Resort	Men's Giant Slalom
Deer Valley Resort	Men's Slalom

### Downhill

Program (DH)
Entry List by NOC
Start List (DH)
Official Results (DH)
Penalty Calculation (DH)
FIS WCSL List (DH)

### Slalom

Program (SL)
Entry List by NOC
Start List - 1st Run (SL)
Official Results - 1st Run (SL)
Start List - 2nd Run (SL)
Official Results - 2nd Run (SL)
Penalty Calculation (SL)
FIS WCSL List (SL)

### Giant Slalom

Program (GS)
Entry List by NOC
Start List - 1st Run (GS)
Official Results - 1st Run (GS)
Start List - 2nd Run (GS)
Official Results - 2nd Run (GS)
Penalty Calculation (GS)
FIS WCSL List (GS)

### Super G

Program (SG)
Entry List by NOC
Start List (SG)
Official Results (SG)
Penalty Calculation (SG)
FIS WCSL List (SG)



## Men's Alpine Skiing Contents (continued)

### Combined

- Program (Combined)
- Entry List by NOC
- Start List (KDH)
- Official Results (KDH)
- Penalty Calculation (KDH)
- Start List (KSL1)
- Start List (KSL2)
- Official Results (KSL)
- Penalty Calculation (KSL)
- Official Results (Combined)

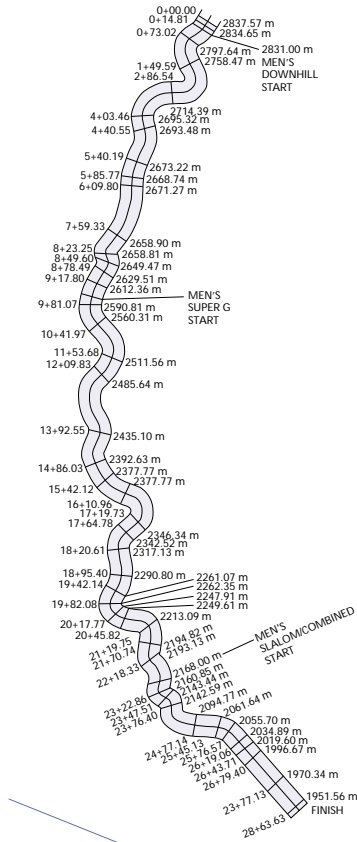
### Overall WCL FIS List



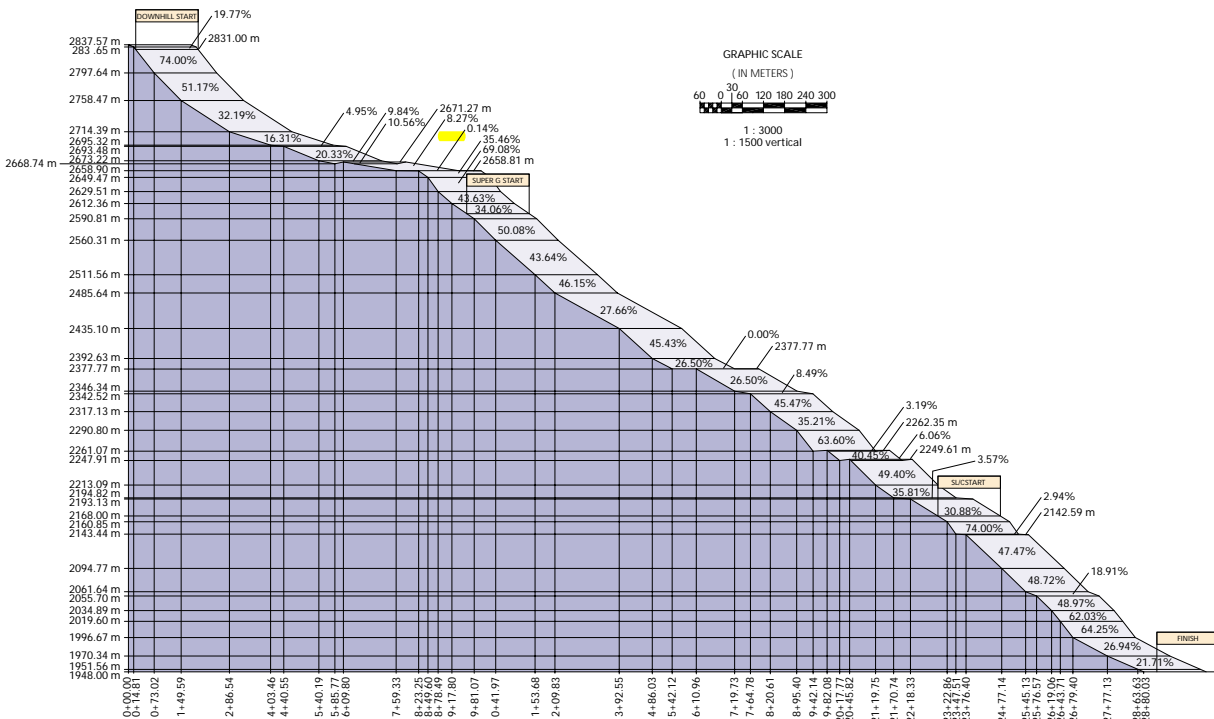
**Snowbasin Ski Area**  
 Domaine skiable de  
 Snowbasin

**Men's Downhill,  
 Men's Combined  
 Men's Super-G**  
 Descente messieur, Descente  
 combine messieur, super-G  
 messieur

Plan | Carte



Profile | Profil



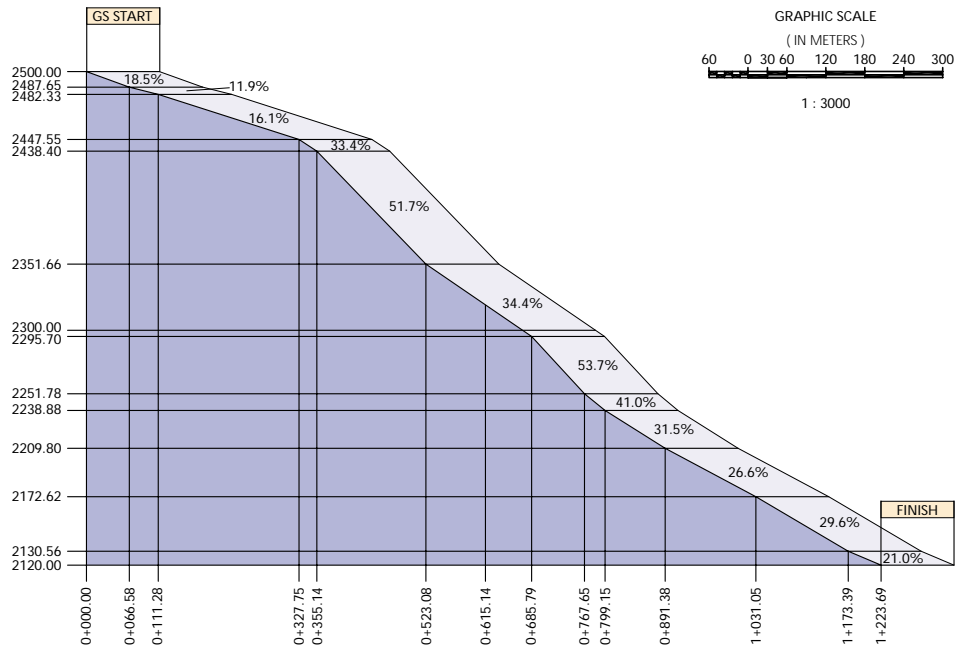


**Park City Mountain Resort** | **Giant Slalom,**

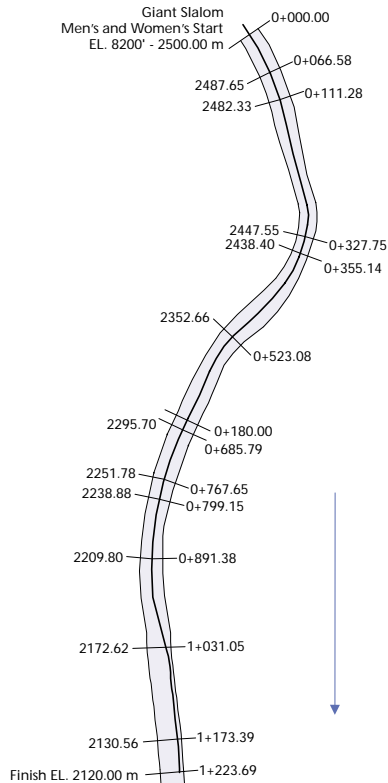
*Station de montagne de Park City*

*Slalom géant, Slalom géant*

**Profile** | Profil



**Plan** | Carte

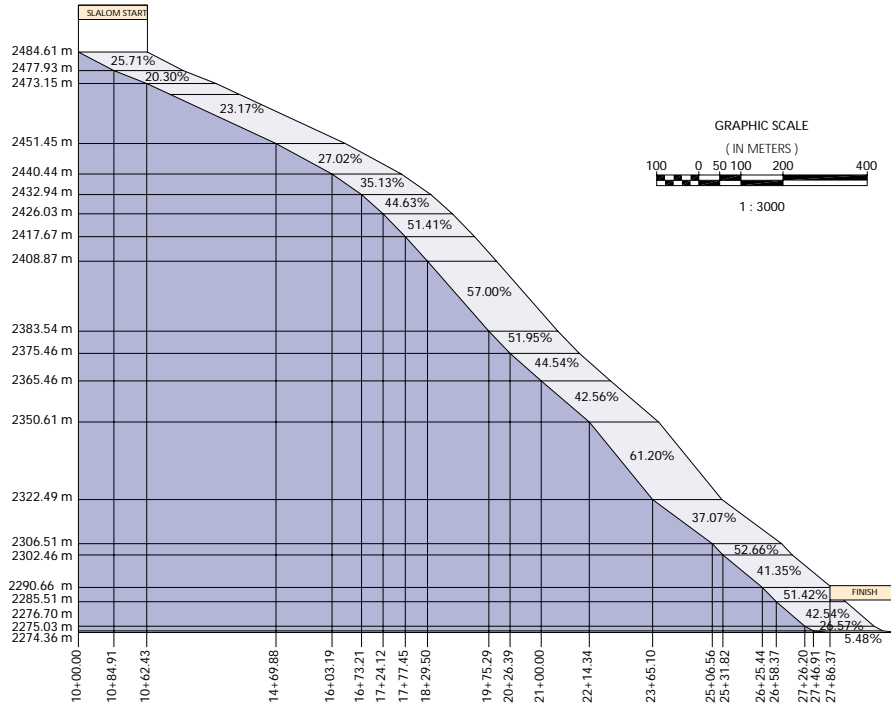




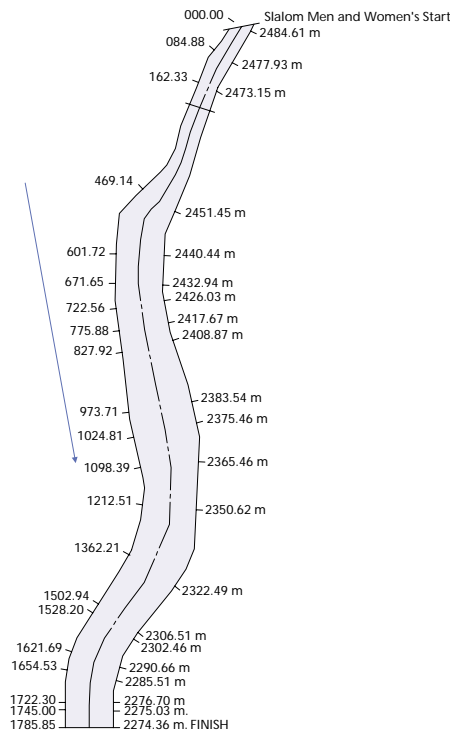


**Deer Valley Resort** | **Slalom**  
 Station de Deer Valley | Slalom

Profile | Profil



Plan | Carte





## PROGRAM / PROGRAMME

MEN'S DOWNHILL  
DESCENTE HOMMES

SNOWBASIN SKI AREA SUN 10 FEB 2002 / DIM 10 FEV 2002 START TIME / HEURE DE DÉPART 10:00

<b>Jury Inspection:</b> Place: John Paul Quad	06:30 hrs
<b>Radios:</b> Radio Trailer Liaison Coaches: AUT / SUI	06:25 hrs
<b>Lift open:</b>	06:00 hrs
<b>Warm up and training area:</b>	As announced
<b>Inspection (one):</b>	07:30 – 09:00 hrs
<b>Entry for racers closed:</b>	08:00 hrs
<b>Photographers on place:</b>	09:00 hrs
<b>Entry for all closed:</b>	09:35 hrs
<b>Coaches on place:</b>	09:40 hrs
<b>POV Camera Number: 3</b> 1st camera racer	09:48 hrs
<b>Forerunners:</b> 6 – Start Time: 4 – Reserve	09:53 hrs
<b>Start Time racer nr. 1:</b>	10:00 hrs
<b>Start Interval:</b>	1 – 30: 2 Minutes from 31: 1 Minute 15 seconds
<b>TV breaks:</b>	After 15 and 22: 4 Minutes
<b>Yellow zones place:</b> 1) John Paul Traverse 2) Trapper's Loop	Back to start: Ski Doo; Olympic 4 Tram John Paul Quad; Olympic 4 Tram
<b>Slip crews:</b>	Continuous
<b>Intermediate times:</b>	5 + 2 speed
<b>Prize giving ceremony:</b>	Flower Ceremony: After Event in Finish Arena Medal Ceremony: Salt Lake Medals' Plaza at 20:00 hrs
<b>Public draw:</b>	
<b>Press conference</b>	Immediately following Flower Ceremony in Media Interview Room
<b>Course setter at start:</b> 1st run Nat: FIS 2nd run Nat:	Name(s): H. Schmalzl
<b>Next team captains meeting</b>	10 February 2002, 18:00 hrs
<b>Miscellaneous</b>	



## ENTRY LIST BY NOC / LISTE DES PARTICIPANTS PAR CNO

MEN'S DOWNHILL  
DESCENTE HOMMES

SNOWBASIN SKI AREA SUN 10 FEB 2002 / DIM 10 FEV 2002 START TIME / HEURE DE DÉPART 10:00

Number of Competitors: 55

NOC	FIS Code	Name	FIS Points (February 2002 List)							
			DH		SL		GS		SG	
ARG	30160	ARSEL Nicolas	69.19	(315)	55.45	(769)	45.35	(570)	48.29	(317)
	30149	SIMARI BIRKNER Cristian Javier	26.87	(69)	15.72	(78)	17.70	(89)	25.59	(103)
AUS	40170	BEAR AJ	39.96	(137)	79.45	(1526)	32.87	(309)	25.00	(98)
	40171	BRANCH Craig	39.12	(131)	62.05	(980)	43.11	(531)	35.65	(187)
AUT	50024	EBERHARTER Stephan	0.00	(1)	141.98	(3659)	1.31	(6)	0.00	(1)
	50058	GREBER Christian	4.38	(8)	–		30.67	(265)	5.83	(25)
	50451	GRUBER Christoph	5.99	(29)	65.78	(1085)	3.27	(9)	3.15	(3)
	50182	STROBL Fritz	2.28	(2)	–		17.44	(88)	3.27	(5)
CAN	101790	ANDERSON David	32.07	(97)	31.74	(264)	26.69	(195)	21.48	(74)
	101139	MC BEATH Darin	24.54	(58)	55.10	(760)	29.12	(238)	24.60	(97)
	100465	PODIVINSKY Ed	29.87	(80)	48.24	(579)	73.83	(1529)	33.29	(163)
CHI	110130	GAYME Maui	63.15	(266)	138.65	(3562)	41.34	(496)	53.86	(387)
	110077	GAYME Mikael	62.56	(264)	77.67	(1467)	42.80	(525)	49.56	(326)
CZE	150398	BANK Ondrej	68.15	(306)	15.79	(79)	28.74	(226)	53.73	(384)
	150007	HOLICKY Jan	59.89	(246)	26.87	(190)	54.05	(792)	42.90	(258)
	150149	ZAKOURIL Borek	50.76	(191)	30.00	(238)	27.31	(205)	29.09	(136)
FRA	191115	CRETIER Claude	5.79	(22)	98.85	(2199)	35.28	(360)	10.02	(35)
	191116	DALCIN Pierre-Emmanuel	5.54	(19)	67.56	(1148)	26.49	(189)	4.92	(14)
	190930	DENERIAZ Antoine	5.54	(19)	47.05	(548)	28.27	(217)	11.67	(38)
	190945	FOURNIER Sebastien	17.23	(42)	61.72	(973)	18.17	(93)	14.24	(43)
GBR	220030	GREEN Ross	67.26	(298)	43.67	(473)	30.13	(251)	43.73	(264)
GER	200705	RAUFFER Max	17.28	(43)	–		45.65	(576)	5.91	(28)
IRL	270016	SCHWARZACHER-JOYCE Paul	86.09	(485)	189.57	(4923)	198.37	(5200)	81.52	(800)
ITA	291116	FATTORI Alessandro	5.66	(21)	46.13	(530)	107.49	(2821)	4.16	(11)
	291389	FISCHNALLER Roland	5.79	(22)	108.85	(2556)	35.32	(361)	15.40	(50)
	290255	GHEDINA Kristian	3.76	(4)	60.94	(942)	31.87	(287)	5.80	(24)
	291641	SULZENBACHER Kurt	4.39	(9)	105.07	(2397)	112.88	(3012)	26.54	(113)
JPN	300701	TAKISHITA Yasuyuki	51.93	(202)	123.59	(3088)	47.10	(608)	44.80	(274)
LIE	350032	BUECHEL Marco	30.32	(82)	54.31	(733)	5.35	(23)	5.04	(16)
	350041	HASLER Juergen	26.10	(67)	105.86	(2433)	34.88	(356)	15.14	(47)

10-02-2002 / Snowbasin (USA) / 1551



## ENTRY LIST BY NOC / LISTE DES PARTICIPANTS PAR CNO

MEN'S DOWNHILL  
DESCENTE HOMMES

SNOWBASIN SKI AREA SUN 10 FEB 2002 / DIM 10 FEV 2002 START TIME / HEURE DE DÉPART 10:00

Number of Competitors: 55

NOC	FIS Code	Name	FIS Points (February 2002 List)							
			DH		SL		GS		SG	
<b>NOR</b>	420382	AAMODT Kjetil Andre	4.13	(5)	3.28	(9)	4.58	(14)	4.07	(10)
	420470	KJUS Lasse	4.69	(12)	5.58	(21)	5.14	(21)	3.84	(7)
	420681	SIVERTSEN Kenneth	5.79	(22)	134.81	(3453)	14.26	(69)	5.44	(21)
	420911	SOLBAKKEN Bjarne	29.05	(78)	41.84	(433)	5.67	(27)	5.60	(22)
<b>RSA</b>	570012	HEATH Alexander	106.80	(701)	59.54	(900)	58.18	(923)	135.29	(1843)
<b>RUS</b>	480535	CHESTAKOV Pavel	38.69	(128)	42.58	(456)	24.97	(166)	38.63	(214)
	480031	FILISCHKIN Andrej	45.62	(166)	36.64	(337)	15.89	(78)	38.85	(217)
	480613	KEDRIN Maxim	63.14	(265)	45.68	(517)	41.28	(493)	40.12	(230)
	480670	KOMAROV Sergeij	65.43	(284)	55.32	(767)	40.57	(474)	53.84	(386)
<b>SLO</b>	560332	JERMAN Andrej	50.01	(185)	34.18	(301)	24.74	(158)	30.04	(144)
	560151	KOBLAR Jernej	37.43	(115)	27.85	(210)	5.99	(30)	16.03	(53)
	560187	PEN Peter	12.21	(36)	49.40	(608)	98.38	(2472)	29.84	(143)
	560302	SPAROVEC Gregor	28.77	(77)	30.37	(245)	31.38	(278)	20.99	(70)
<b>SUI</b>	510035	CAVEGN Franco	3.71	(3)	–		91.52	(2200)	11.74	(39)
	510030	CUCHE Didier	4.92	(14)	173.22	(4585)	1.02	(5)	1.19	(2)
	510727	DEFAGO Didier	9.64	(34)	31.08	(260)	4.89	(17)	4.76	(12)
	510767	HOFFMANN Ambrosi	5.21	(17)	83.87	(1675)	12.15	(56)	9.36	(34)
<b>SVK</b>	700037	HEIMSCHILD Ivan	86.10	(486)	43.28	(471)	40.00	(463)	39.10	(222)
<b>SWE</b>	500150	JAERBYN Patrik	6.00	(31)	56.59	(805)	12.15	(56)	5.88	(26)
	500139	NYBERG Fredrik	6.00	(31)	28.37	(218)	0.79	(2)	3.25	(4)
<b>UKR</b>	690013	SKRIABIN Nikolay	83.97	(468)	61.04	(949)	55.40	(835)	71.21	(620)
<b>USA</b>	530137	FIALA Jakub	28.31	(75)	68.56	(1185)	22.72	(134)	24.53	(96)
	532490	MACARTNEY Scott	30.40	(84)	23.72	(150)	27.16	(201)	22.16	(81)
	531040	RAHLVES Daron	5.40	(18)	143.25	(3707)	15.90	(79)	4.06	(9)
	533131	SULLIVAN Marco	21.00	(49)	35.32	(320)	23.65	(147)	16.82	(57)

## LEGEND

DH Downhill SL Slalom GS Giant Slalom SG Super-G

10-02-2002 / Snowbasin (USA) / 1551



## START LIST / LISTE DE DÉPART

### MEN'S DOWNHILL DESCENTE HOMMES

SNOWBASIN SKI AREA SUN 10 FEB 2002 / DIM 10 FEV 2002 START TIME / HEURE DE DÉPART 10:00

Jury			Technical Data	
<b>TD FIS</b>	FORSMARK Jarl	SWE	<b>Course Name</b>	Grizzly Downhill
<b>Referee</b>	HUJARA Guenter	FIS	<b>Start Altitude</b>	2831 m
<b>Assistant Referee</b>	SCHMALZL Helmut	FIS	<b>Finish Altitude</b>	1948 m
<b>Chief of Race</b>	LA MARCHE Tim	USA	<b>Vertical Drop</b>	883 m
<b>Start Referee</b>	PETIT Dominique	FRA	<b>Course Length</b>	2860 m
<b>Finish Referee</b>	HILSE Wolfgang	GER	<b>Homologation Number</b>	5195/136/98

#### Race Information

<b>Course Setter</b>	SCHMALZL Helmut	FIS
<b>Number of Gates</b>	38	
<b>Start Time</b>	10:00	

<b>Forerunners</b>	A – A. COLE	USA	F – W. BETSCHART	USA
	B – K. FRANCIS	USA	G – A. BOLDUC	USA
	C – B. FISCHER	USA	H – J. HARRISON	USA
	D – G. STEPHENSON	USA	I – J. TRANSUE	USA
	E – W. BISHOP	USA	J – E. WEISS	USA

**Start Interval:** 1 – 30 : 120 sec.  
31 – 55 : 75 sec.

#### Number of Competitors: 55

Bib	FIS Code	Name	NOC	Time
1	532490	MACARTNEY Scott	USA	_____
2	190945	FOURNIER Sebastien	FRA	_____
3	500139	NYBERG Fredrik	SWE	_____
4	291116	FATTORI Alessandro	ITA	_____
5	190930	DENERIAZ Antoine	FRA	_____
6	291641	SULZENBACHER Kurt	ITA	_____
7	50058	GREBER Christian	AUT	_____
8	290255	GHEDINA Kristian	ITA	_____
9	50024	EBERHARTER Stephan	AUT	_____
10	50182	STROBL Fritz	AUT	_____
11	510035	CAVEGN Franco	SUI	_____
12	420382	AAMODT Kjetil Andre	NOR	_____
13	420470	KJUS Lasse	NOR	_____
14	510030	CUCHE Didier	SUI	_____
15	510767	HOFFMANN Ambrosi	SUI	_____



## START LIST / LISTE DE DÉPART

### MEN'S DOWNHILL DESCENTE HOMMES

SNOWBASIN SKI AREA SUN 10 FEB 2002 / DIM 10 FEV 2002 START TIME / HEURE DE DÉPART 10:00

Number of Competitors: 55

Bib	FIS Code	Name	NOC	Time
16	560187	PEN Peter	SLO	_____
17	531040	RAHLVES Daron	USA	_____
18	191116	DALCIN Pierre-Emmanuel	FRA	_____
19	191115	CRETIER Claude	FRA	_____
20	420681	SIVERTSEN Kenneth	NOR	_____
21	291389	FISCHNALLER Roland	ITA	_____
22	50451	GRUBER Christoph	AUT	_____
23	420911	SOLBAKKEN Bjarne	NOR	_____
24	101139	MC BEATH Darin	CAN	_____
25	350032	BUECHEL Marco	LIE	_____
26	560302	SPAROVEC Gregor	SLO	_____
27	100465	PODIVINSKY Ed	CAN	_____
28	500150	JAERBYN Patrik	SWE	_____
29	510727	DEFAGO Didier	SUI	_____
30	200705	RAUFFER Max	GER	_____
31	533131	SULLIVAN Marco	USA	_____
32	350041	HASLER Juergen	LIE	_____
33	30149	SIMARI BIRKNER Cristian Javier	ARG	_____
34	530137	FIALA Jakub	USA	_____
35	101790	ANDERSON David	CAN	_____
36	560151	KOBLAR Jernej	SLO	_____
37	480535	CHESTAKOV Pavel	RUS	_____
38	40171	BRANCH Craig	AUS	_____
39	40170	BEAR AJ	AUS	_____
40	480031	FILISCHKIN Andrej	RUS	_____
41	560332	JERMAN Andrej	SLO	_____
42	150149	ZAKOURIL Borek	CZE	_____
43	300701	TAKISHITA Yasuyuki	JPN	_____
44	150007	HOLICKY Jan	CZE	_____
45	110077	GAYME Mikael	CHI	_____
46	480613	KEDRIN Maxim	RUS	_____
47	110130	GAYME Maui	CHI	_____
48	480670	KOMAROV Sergeij	RUS	_____
49	220030	GREEN Ross	GBR	_____
50	150398	BANK Ondrej	CZE	_____
51	30160	ARSEL Nicolas	ARG	_____
52	690013	SKRIABIN Nikolay	UKR	_____
53	270016	SCHWARZACHER-JOYCE Paul	IRL	_____
54	700037	HEIMSCHILD Ivan	SVK	_____
55	570012	HEATH Alexander	RSA	_____



## OFFICIAL RESULTS / RÉSULTATS OFFICIELS

MEN'S DOWNHILL  
DESCENTE HOMMES

SNOWBASIN SKI AREA SUN 10 FEB 2002 / DIM 10 FEV 2002 START TIME / HEURE DE DÉPART 10:00

Jury			Technical Data	
<b>TD FIS</b>	FORSMARK Jarl	SWE	<b>Course Name</b>	Grizzly Downhill
<b>Referee</b>	HUJARA Guenter	FIS	<b>Start Altitude</b>	2831 m
<b>Assistant Referee</b>	SCHMALZL Helmut	FIS	<b>Finish Altitude</b>	1948 m
<b>Chief of Race</b>	LA MARCHE Tim	USA	<b>Vertical Drop</b>	883 m
<b>Start Referee</b>	PETIT Dominique	FRA	<b>Course Length</b>	2860 m
<b>Finish Referee</b>	HILSE Wolfgang	GER	<b>Homologation Number</b>	5195/136/98

## Race Information


<b>Course Setter</b>	SCHMALZL Helmut	FIS
<b>Number of Gates</b>	38	
<b>Start Time</b>	10:00	

<b>Forerunners</b>	A – A. COLE	USA	F – W. BETSCHART	USA
	B – K. FRANCIS	USA	G – A. BOLDUC	USA
	C – B. FISCHER	USA	H – J. HARRISON	USA
	D – G. STEPHENSON	USA	I – J. TRANSUE	USA
	E – W. BISHOP	USA	J – E. WEISS	USA

Weather: Clear Snow: Hard Temperature – Start: –3.0 °C / 26.6 °F Finish: –4.0 °C / 24.8 °F F-factor: 1280

## Number of Competitors: 55

Rank	Bib	FIS Code	Name	NOC	Time	Diff.	Race Points
1	10	50182	STROBL Fritz	AUT	1:39.13		0.00
2	13	420470	KJUS Lasse	NOR	1:39.35	0.22	2.84
3	9	50024	EBERHARTER Stephan	AUT	1:39.41	0.28	3.62
4	12	420382	AAMODT Kjetil Andre	NOR	1:39.78	0.65	8.39
5	19	191115	CRETIER Claude	FRA	1:39.96	0.83	10.72
6	7	50058	GREBER Christian	AUT	1:40.00	0.87	11.23
7	3	500139	NYBERG Fredrik	SWE	1:40.30	1.17	15.11
8	15	510767	HOFFMANN Ambrosi	SUI	1:40.31	1.18	15.24
9	31	533131	SULLIVAN Marco	USA	1:40.37	1.24	16.01
10	2	190945	FOURNIER Sebastien	FRA	1:40.39	1.26	16.27
11	18	191116	DALCIN Pierre–Emmanuel	FRA	1:40.58	1.45	18.72
12	23	420911	SOLBAKKEN Bjarne	NOR	1:40.74	1.61	20.79
12	5	190930	DENERIAZ Antoine	FRA	1:40.74	1.61	20.79
14	14	510030	CUCHE Didier	SUI	1:40.76	1.63	21.05
15	11	510035	CAVEGN Franco	SUI	1:40.81	1.68	21.69






## OFFICIAL RESULTS / RÉSULTATS OFFICIELS

MEN'S DOWNHILL  
DESCENTE HOMMES

SNOWBASIN SKI AREA SUN 10 FEB 2002 / DIM 10 FEV 2002 START TIME / HEURE DE DÉPART 10:00

Number of Competitors: 55

Rank	Bib	FIS Code	Name	NOC	Time	Diff.	Race Points
16	17	531040	RAHLVES Daron	USA	1:40.84	1.71	22.08
17	21	291389	FISCHNALLER Roland	ITA	1:40.85	1.72	22.21
18	28	500150	JAERBYN Patrik	SWE	1:41.05	1.92	24.79
19	4	291116	FATTORI Alessandro	ITA	1:41.24	2.11	27.25
20	22	50451	GRUBER Christoph	AUT	1:41.25	2.12	27.37
21	29	510727	DEFAGO Didier	SUI	1:41.27	2.14	27.63
22	6	291641	SULZENBACHER Kurt	ITA	1:41.56	2.43	31.38
23	16	560187	PEN Peter	SLO	1:41.66	2.53	32.67
24	27	100465	PODIVINSKY Ed	CAN	1:41.69	2.56	33.06
25	20	420681	SIVERTSEN Kenneth	NOR	1:41.70	2.57	33.18
26	32	350041	HASLER Juergen	LIE	1:41.76	2.63	33.96
27	34	530137	FIALA Jakub	USA	1:41.84	2.71	34.99
28	41	560332	JERMAN Andrej	SLO	1:41.85	2.72	35.12
29	25	350032	BUECHEL Marco	LIE	1:41.86	2.73	35.25
29	1	532490	MACARTNEY Scott	USA	1:41.86	2.73	35.25
31	26	560302	SPAROVEC Gregor	SLO	1:41.88	2.75	35.51
32	24	101139	MC BEATH Darin	CAN	1:42.15	3.02	39.00
33	36	560151	KOBLAR Jernej	SLO	1:42.31	3.18	41.06
34	30	200705	RAUFFER Max	GER	1:42.52	3.39	43.77
35	8	290255	GHEDINA Kristian	ITA	1:42.54	3.41	44.03
36	46	480613	KEDRIN Maxim	RUS	1:43.04	3.91	50.49
37	39	40170	BEAR AJ	AUS	1:43.19	4.06	52.42
38	35	101790	ANDERSON David	CAN	1:43.20	4.07	52.55
39	50	150398	BANK Ondrej	CZE	1:43.33	4.20	54.23
40	42	150149	ZAKOURIL Borek	CZE	1:43.63	4.50	58.11
41	40	480031	FILISCHKIN Andrej	RUS	1:43.73	4.60	59.40
42	43	300701	TAKISHITA Yasuyuki	JPN	1:43.75	4.62	59.65
43	37	480535	CHESTAKOV Pavel	RUS	1:44.35	5.22	67.40
44	48	480670	KOMAROV Sergeij	RUS	1:45.25	6.12	79.02
45	38	40171	BRANCH Craig	AUS	1:45.34	6.21	80.19
46	44	150007	HOLICKY Jan	CZE	1:45.49	6.36	82.12
47	54	700037	HEIMSCHILD Ivan	SVK	1:46.36	7.23	93.36
48	47	110130	GAYME Maui	CHI	1:47.63	8.50	109.75
49	52	690013	SKRIABIN Nikolay	UKR	1:47.65	8.52	110.01
50	45	110077	GAYME Mikael	CHI	1:48.37	9.24	119.31
51	55	570012	HEATH Alexander	RSA	1:48.84	9.71	125.38
52	51	30160	ARSEL Nicolas	ARG	1:49.75	10.62	137.13
53	53	270016	SCHWARZACHER-JOYCE P.	IRL	1:54.42	15.29	197.43







## OFFICIAL RESULTS / RÉSULTATS OFFICIELS

### MEN'S DOWNHILL DESCENTE HOMMES

SNOWBASIN SKI AREA SUN 10 FEB 2002 / DIM 10 FEV 2002 START TIME / HEURE DE DÉPART 10:00

Number of Competitors: 55

Rank	Bib	FIS Code	Name	NOC	Time	Diff.	Race Points
------	-----	----------	------	-----	------	-------	-------------

**DID NOT START: 1 competitor**

49 220030 **GREEN Ross** GBR

**DISQUALIFIED: 1 competitor**

33 30149 **SIMARI BIRKNER Cristian** ARG Rule 627.2

**Reason for disqualification:**

627.2 Violates the FIS rules in regard to equipment (art. 222) and commercial markings (art. 207)

Technical Delegate:  
**FORSMARK, Jarl (SWE) #049**



## PENALTY CALCULATION / CALCUL DE LA PÉNALITÉ

MEN'S DOWNHILL  
DESCENTE HOMMES

SNOWBASIN SKI AREA SUN 10 FEB 2002 / DIM 10 FEV 2002 START TIME / HEURE DE DÉPART 10:00

## Best 10 at Finish

Rank	Bib	FIS Code	Name	NOC	FIS Points	Best 5	Race Points
1	10	50182	STROBL Fritz	AUT	2.28	2.28	0.00
2	13	420470	KJUS Lasse	NOR	4.69	4.69	2.84
3	9	50024	EBERHARTER Stephan	AUT	0.00	0.00	3.62
4	12	420382	AAMODT Kjetil Andre	NOR	4.13	4.13	8.39
5	19	191115	CRETIER Claude	FRA	5.79		
6	7	50058	GREBER Christian	AUT	4.38	4.38	11.23
7	3	500139	NYBERG Fredrik	SWE	6.00		
8	15	510767	HOFFMANN Ambrosi	SUI	5.21		
9	31	533131	SULLIVAN Marco	USA	21.00		
10	2	190945	FOURNIER Sebastien	FRA	17.23		

## Best 5 FIS Points at Start

Rank	Bib	FIS Code	Name	NOC	FIS Points
3	9	50024	EBERHARTER Stephan	AUT	0.00
1	10	50182	STROBL Fritz	AUT	2.28
15	11	510035	CAVEGN Franco	SUI	3.71
35	8	290255	GHEDINA Kristian	ITA	3.76
4	12	420382	AAMODT Kjetil Andre	NOR	4.13

## TOTALS:

FIS Points of Best 5 at Start (B)	13.88		
FIS Points of Best at Finish in Top 10 (A)		15.48	
Race Points of Corresponding Competitors (C)			26.08
Calculated Penalty (A+B-C) : 10 =>	0.328		
Rounded	0.33		
Correction Value (Z)	8.15		
Penalty Applied	0.00		

 Technical Delegate:  
 FORSMARK, Jarl (SWE) #049



## DOWNHILL FIS WCSL LIST / LISTE DE DÉPART COUPE DU MONDE FIS DESCENTE

MEN'S DOWNHILL  
DESCENTE HOMMES

SNOWBASIN SKI AREA SUN 10 FEB 2002 / DIM 10 FEV 2002 START TIME / HEURE DE DÉPART 10:00

Rank	FIS Code	Name	NOC	8 DEC 2001 Val d'Isère (FRA)									Base	- X	+ Y	= WCSL-DH
				1	2	3	4	5	6	7	8	9				
1	50024	EBERHARTER Stephan	AUT	100	50	100	60	60	100	100	100	60	598	489	730	839
2	50182	STROBL Fritz	AUT	24	24	32	80	100	40	45	80	100	442	362	525	605
3	420382	AAMODT Kjetil Andre	NOR	18	40	60	32	22	50	80	-	50	43	35	352	360
4	510035	CAVEGN Franco	SUI	45	36	45	50	45	22	10	29	16	312	255	298	355
5	290255	GHEDINA Kristian	ITA	15	100	50	45	18	-	24	40	-	250	205	292	337
6	50058	GREBER Christian	AUT	29	26	36	100	36	18	-	20	40	63	52	305	316
7	420470	KJUS Lasse	NOR	5	80	40	-	-	26	11	-	80	301	246	242	297
8	291641	SULZENBACHER Kurt	ITA	80	60	-	20	32	24	50	-	-	54	44	266	276
9	50149	STROBL Josef	AUT	32	16	26	24	80	60	-	-	-	196	160	238	274
10	50221	TRINKL Hannes	AUT	-	-	-	-	-	80	60	50	-	413	338	190	265
11	50310	RZEHAK Peter	AUT	-	45	26	18	24	45	40	15	-	213	174	213	252
12	50041	WALCHHOFER Michael	AUT	60	15	80	-	-	-	26	60	-	29	24	241	246
13	510030	CUCHE Didier	SUI	40	32	22	9	14	9	40	-	18	181	148	184	217
14	510767	HOFFMANN Ambrosi	SUI	50	8	20	29	8	20	22	20	32	3	2	209	210
15	510478	KERNEN Bruno	SUI	9	20	13	36	40	18	15	16	-	203	166	167	204
16	50753	KROELL Klaus	AUT	36	9	14	-	50	14	32	45	-	-	-	200	200
17	190930	DENERIAZ Antoine	FRA	11	29	18	22	29	8	1	13	22	22	18	153	157
18	191116	DALCIN Pierre-Emmanuel	FRA	12	4	16	14	1	18	29	14	24	106	87	132	151
19	191115	CRETIER Claude	FRA	-	-	-	7	15	32	8	26	45	64	52	133	145
20	531040	RAHLVES Daron	USA	-	-	12	40	20	29	-	-	-	194	159	101	136
21	50423	MAIER Hermann	AUT	-	-	-	-	-	-	-	-	-	656	537	-	119
22	291116	FATTORI Alessandro	ITA	-	12	5	13	11	4	16	5	-	206	169	66	103
23	291389	FISCHNALLER Roland	ITA	8	6	7	29	-	3	-	22	-	111	91	75	95
23	510756	VON WEISSENFLUH Rolf	SUI	14	18	16	8	-	2	20	-	-	94	77	78	95
25	420681	SIVERTSEN Kenneth	NOR	-	22	29	3	-	-	-	13	-	138	113	67	92
26	50360	KNAUSS Hans	AUT	-	-	-	-	16	11	12	32	-	95	78	71	88
27	50124	SCHIFFERER Andreas	AUT	-	7	2	5	-	36	-	-	-	196	160	50	86
28	190945	FOURNIER Sebastien	FRA	22	2	10	12	2	-	-	3	26	18	15	77	80
29	50451	GRUBER Christoph	AUT	-	5	11	-	-	12	-	36	-	58	47	64	75
30	290117	CATTANEO Luca	ITA	7	3	-	4	10	5	5	24	-	53	43	58	68
31	530240	FLEISCHER Chad	USA	-	-	-	15	26	-	-	-	-	144	118	41	67
32	500139	NYBERG Fredrik	SWE	-	-	-	11	6	-	4	-	36	50	41	57	66
33	500150	JAERBYN Patrik	SWE	1	-	-	1	5	13	18	9	-	64	52	47	59
34	510727	DEFAGO Didier	SUI	26	10	-	-	-	-	-	-	-	123	101	36	58

10-02-2002 / Snowbasin (USA) / 1551



## DOWNHILL FIS WCSL LIST / LISTE DE DÉPART COUPE DU MONDE FIS DESCENTE

MEN'S DOWNHILL  
DESCENTE HOMMES

SNOWBASIN SKI AREA SUN 10 FEB 2002 / DIM 10 FEV 2002 START TIME / HEURE DE DÉPART 10:00

Rank	FIS Code	Name	NOC	8 DEC 2001 Val d'Isère (FRA)									Base	- X	+ Y = WCSL-DH		
				1	2	3	4	5	6	7	8	9					
35	510812	BELTRAMETTI Silvano	SUI	-	-	-	-	-	-	-	-	-	-	316	259	-	57
36	50043	FRANZ Werner	AUT	-	-	-	-	-	-	-	-	-	-	268	219	-	49
37	560187	PEN Peter	SLO	13	14	4	-	-	-	-	-	-	-	86	70	31	47
38	201189	ECKERT Florian	GER	-	-	-	-	-	-	-	-	-	-	250	205	-	45
39	420830	GROENVOLD Audun	NOR	16	1	-	-	4	7	13	-	-	-	18	15	41	44
40	191415	BOTTOLLIER Marc	FRA	20	-	-	-	9	1	6	-	-	-	22	18	36	40
40	420911	SOLBAKKEN Bjarne	NOR	3	-	-	-	-	-	7	8	22	-	-	-	40	40
42	510001	ACCOLA Paul	SUI	-	-	-	-	-	-	14	11	-	-	64	52	25	37
43	533131	SULLIVAN Marco	USA	4	-	-	-	-	-	-	-	29	-	-	-	33	33
44	290489	SELETTO Erik	ITA	-	-	-	-	13	7	-	7	-	-	29	24	27	32
45	560302	SPAROVEC Gregor	SLO	-	-	-	16	12	-	-	-	-	-	18	15	28	31
46	510476	HERRMANN Markus	SUI	-	-	6	10	-	-	-	-	-	-	27	22	16	21
47	50482	HOLZKNECHT Norbert	AUT	-	11	9	-	-	-	-	-	-	-	-	-	20	20
47	101139	MC BEATH Darin	CAN	-	-	9	-	-	-	3	-	-	-	42	34	12	20
49	190097	BURTIN Nicolas	FRA	10	-	-	-	-	-	-	-	-	-	48	39	10	19
50	510145	LOCHER Steve	SUI	-	-	-	-	-	10	-	-	-	-	39	32	10	17
51	290383	GALLI Lorenzo	ITA	-	-	-	1	-	-	9	-	-	-	33	27	10	16
51	200705	RAUFFER Max	GER	-	-	1	-	-	-	-	-	-	-	82	67	1	16
53	100465	PODIVINSKY Ed	CAN	-	-	3	2	7	-	-	-	-	-	11	9	12	14
54	510765	COLLENBERG Claudio	SUI	-	13	-	-	-	-	-	-	-	-	-	-	13	13
55	510051	GRUENENFELDER Juerg	SUI	-	-	-	-	-	-	-	-	-	-	53	43	-	10
55	560419	SKERBINEK Primoz	SLO	-	-	-	-	-	-	-	10	-	-	-	-	10	10
55	200249	STANKALLA Stefan	GER	-	-	-	-	3	-	-	-	-	-	39	32	3	10
58	50393	WIRTH Patrick	AUT	-	-	-	-	-	-	-	-	-	-	50	41	-	9
59	291990	BERBENNI Matteo	ITA	-	-	-	6	-	-	-	-	-	-	10	8	6	8
60	532490	MACARTNEY Scott	USA	-	-	-	-	-	-	-	7	-	-	-	-	7	7
61	530137	FIALA Jakub	USA	3	-	-	-	-	-	2	1	-	-	-	-	6	6
61	220228	MICKEL Finlay	GBR	6	-	-	-	-	-	-	-	-	-	-	-	6	6
61	100628	SAUDER Luke	CAN	-	-	-	-	-	-	-	-	-	-	34	28	-	6
64	100504	WERT Kevin	CAN	-	-	-	-	-	-	-	-	-	-	28	23	-	5
65	350032	BUECHEL Marco	LIE	-	-	-	-	-	-	-	-	-	-	24	20	-	4
65	290998	STAUDACHER Patrick	ITA	-	-	-	-	-	-	-	4	-	-	-	-	4	4
67	350041	HASLER Juergen	LIE	-	-	-	-	-	-	-	-	-	-	18	15	-	3
67	530562	PUCKETT Christopher	USA	-	-	-	-	-	-	-	-	-	-	14	11	-	3

10-02-2002 / Snowbasin (USA) / 1551



## DOWNHILL FIS WCSL LIST / LISTE DE DÉPART COUPE DU MONDE FIS DESCENTE

MEN'S DOWNHILL  
DESCENTE HOMMES

SNOWBASIN SKI AREA SUN 10 FEB 2002 / DIM 10 FEV 2002 START TIME / HEURE DE DÉPART 10:00

				8 DEC 2001 Val d'Isère (FRA)												
				14 DEC 2001 Val Gardena – Gröden (ITA)												
				15 DEC 2001 Val Gardena – Gröden (ITA)												
				28 DEC 2001 Bormio (ITA)												
				29 DEC 2001 Bormio (ITA)												
				12 JAN 2002 Wengen (SUI)												
				19 JAN 2002 Kitzbühel (AUT)												
				2 FEB 2002 St. Moritz (SUI)												
				10 FEB 2002 Snowbasin (USA)												
Number of Competitors: 73																
Rank	FIS Code	Name	NOC	1	2	3	4	5	6	7	8	9	Base	- X	+ Y	= WCSL-DH
69	510344	ZUEGER Daniel	SUI	-	-	-	-	-	-	-	-	2	-	-	2	2
70	290062	BORMOLINI Ivan	ITA	-	-	-	-	-	-	-	-	-	3	2	-	1
70	532431	MILLER Bode	USA	-	-	-	-	-	-	-	-	-	6	5	-	1
70	420196	SAETER Aane	NOR	-	-	-	-	-	-	-	-	-	5	4	-	1
70	190314	SAIONI Christophe	FRA	-	-	-	-	-	-	-	-	-	4	3	-	1

## Number of Competitors per Nation until 60th position

AUT : 15	CAN : 2	FRA : 6	GER : 3	ITA : 8	NOR : 5
SLO : 3	SUI : 12	SWE : 2	USA : 4		

## LEGEND

**Base** Last season WCSL points  
**X** (Base / number of planned races in the current season) \* number of completed races in the current season  
**Y** WC points won in the current season  
**WCSL-DH** World Cup Start List points for Downhill

10-02-2002 / Snowbasin (USA) / 1551



## PROGRAM / PROGRAMME

MEN'S GIANT SLALOM  
SLALOM GÉANT HOMMES

PARK CITY MOUNTAIN RESORT THU 21 FEB 2002 / JEU 21 FEV 2002 START TIME / HEURE DE DÉPART 10:00

<b>Jury Inspection:</b> Bottom of poma	07:00	
<b>Radios:</b> Radio Distribution Center Connection Coaches: For GS: ITA / SLO	From 06:55	
<b>Lift open:</b>	From 06:30	
<b>Warm up and training area:</b>	As Announced	
<b>Inspection:</b> 1st Run 2nd Run	08:00 – 08:45 11:45 – 12:30	
<b>Entry for racers closed:</b>	1st Run 08:15	2nd Run 12:00
<b>Photographers in place:</b>	1st Run 09:00	2nd Run 12:00
<b>Entry for all closed:</b>	1st Run 09:40	2nd Run 12:40
<b>Coaches in place:</b>	1st Run 09:45	2nd Run 12:45
<b>POV Camera Number: 1 - 3:</b> Start Time 1st camera racer	1st Run 09:51	2nd Run 12:51
<b>Forerunners:</b> Number: 3	1st Run 09:56:20	2nd Run 12:56:15
<b>Start Time Racer nr.1:</b>	1st Run 10:00	2nd Run 13:00
<b>Start Interval:</b> 1st run 2nd run	1 – 15: 1 min 40", 16 – 40: 1 min, From 41: 40" 15 – 1: 1 min 45", 16 – 40: 1 min, From 41: 40"	
<b>Television breaks:</b>	No TV Breaks	
<b>Yellow zones</b>		
<b>Slip crews:</b>	2 after each racer	
<b>Intermediate times:</b>	3	
<b>Prize giving ceremony:</b>	Flower Ceremony: In the finish (1 – 3) Medal Ceremony: Salt Lake City (1 – 3). See page 14 of the Team Captain's Manual	
<b>Public draw:</b>		
<b>Press conference</b>	Immediately after Flower Ceremony	
<b>Course setter at start:GS</b> 1st Run: Nat: FRA 2nd Run: Nat: FIN	Name(s) S. Bottero C. Leitner	
<b>Next team captains meeting</b>	Friday, 22 February 2002 At 18:00 for Deer Valley SL	
<b>Miscellaneous</b>  Mike Kertezc – Equipment Control – 801–215–4038 Free Skiing Slalom: Deer Valley – Friday, 22 February 2002 – 09:00 to 10:00		



## ENTRY LIST BY NOC / LISTE DES PARTICIPANTS PAR CNO

MEN'S GIANT SLALOM  
SLALOM GÉANT HOMMES

PARK CITY MOUNTAIN RESORT THU 21 FEB 2002 / JEU 21 FEV 2002 START TIME / HEURE DE DÉPART 10:00

Number of Competitors: 78

NOC	FIS Code	Name	FIS Points (February 2002 List)			
			DH	SL	GS	SG
<b>AND</b>	20081	<b>ANTOR Alex</b>	–	31.05 (258)	30.31 (257)	46.71 (292)
	20005	<b>GOMEZ Victor</b>	–	95.36 (2094)	31.96 (289)	33.56 (166)
<b>ARG</b>	30149	<b>SIMARI BIRKNER Cristian Javier</b>	26.87 (69)	15.72 (78)	17.70 (89)	25.59 (103)
<b>AUS</b>	40221	<b>WALL Bradley</b>	103.89 (667)	37.59 (350)	25.90 (174)	36.75 (196)
<b>AUT</b>	50024	<b>EBERHARTER Stephan</b>	0.00 (1)	141.98 (3659)	1.31 (6)	0.00 (1)
	50451	<b>GRUBER Christoph</b>	5.99 (29)	65.78 (1085)	3.27 (9)	3.15 (3)
	50360	<b>KNAUSS Hans</b>	5.85 (27)	–	4.93 (18)	4.87 (13)
	50625	<b>RAICH Benjamin</b>	48.36 (179)	4.47 (14)	0.82 (3)	42.80 (256)
<b>BIH</b>	710223	<b>BECIRBEGOVIC Enis</b>	80.10 (419)	159.63 (4201)	31.53 (281)	25.48 (101)
	710240	<b>BISIC Tahir</b>	54.11 (210)	31.57 (262)	36.38 (377)	40.28 (233)
<b>BRA</b>	80058	<b>HENTSCH Nikolai</b>	142.77 (1224)	220.61 (5415)	95.72 (2376)	123.60 (1590)
<b>BUL</b>	90047	<b>GEORGIEV Stefan</b>	88.10 (510)	23.72 (150)	50.97 (694)	137.68 (1885)
<b>CAN</b>	100115	<b>GRANDI Thomas</b>	123.13 (914)	11.16 (48)	5.49 (25)	19.24 (63)
	101895	<b>ROY Jean-Philippe</b>	60.88 (251)	5.99 (30)	10.96 (50)	32.74 (159)
<b>CHI</b>	110130	<b>GAYME Maui</b>	63.15 (266)	138.65 (3562)	41.34 (496)	53.86 (387)
<b>CRO</b>	380260	<b>KOSTELIC Ivica</b>	37.87 (119)	0.00 (1)	9.86 (41)	28.61 (133)
<b>CYP</b>	160044	<b>CHRISTODOULOU Theodoros</b>	–	89.95 (1891)	104.45 (2697)	234.46 (3304)
<b>CZE</b>	150398	<b>BANK Ondrej</b>	68.15 (306)	15.79 (79)	28.74 (226)	53.73 (384)
	150571	<b>HAYER Stanley</b>	97.98 (592)	15.02 (71)	23.18 (140)	80.63 (785)
	150421	<b>ZAHROBSKY Petr</b>	–	37.97 (357)	24.74 (158)	40.41 (234)
	150149	<b>ZAKOURIL Borek</b>	50.76 (191)	30.00 (238)	27.31 (205)	29.09 (136)
<b>FIJ</b>	880001	<b>THOMS Laurence</b>	–	89.95 (1891)	96.83 (2414)	203.59 (2973)
<b>FIN</b>	180251	<b>PALANDER Kalle</b>	168.12 (1549)	3.25 (8)	19.74 (110)	121.49 (1543)
	180212	<b>UOTILA Sami</b>	113.17 (778)	75.09 (1382)	2.84 (8)	49.68 (329)
<b>FRA</b>	190677	<b>CHENAL Joel</b>	–	21.23 (121)	3.80 (11)	44.66 (272)
	190236	<b>COVILI Frederic</b>	124.42 (930)	28.91 (224)	0.00 (1)	33.41 (165)
	190707	<b>MILLET Vincent</b>	98.80 (602)	142.85 (3690)	4.01 (12)	21.85 (78)



## ENTRY LIST BY NOC / LISTE DES PARTICIPANTS PAR CNO

MEN'S GIANT SLALOM  
SLALOM GÉANT HOMMES

PARK CITY MOUNTAIN RESORT THU 21 FEB 2002 / JEU 21 FEV 2002 START TIME / HEURE DE DÉPART 10:00

Number of Competitors: 78

NOC	FIS Code	Name	FIS Points (February 2002 List)			
			DH	SL	GS	SG
<b>GBR</b>	220030	<b>GREEN Ross</b>	67.26 (298)	43.67 (473)	30.13 (251)	43.73 (264)
<b>GRE</b>	230080	<b>DIMITRIADIS Vassilis</b>	–	53.77 (717)	50.83 (689)	59.79 (450)
<b>HUN</b>	240050	<b>VINCZE Peter</b>	134.77 (1106)	89.19 (1862)	98.50 (2478)	94.50 (1034)
<b>ISL</b>	250127	<b>BJOERGVINSSON Bjoergvin</b>	70.21 (324)	28.09 (213)	21.44 (120)	78.58 (759)
	250107	<b>HARALDSSON Johann F.</b>	219.78 (2021)	39.42 (394)	31.62 (285)	61.57 (469)
	250149	<b>MAGNUSSON Kristinn</b>	90.71 (523)	46.42 (535)	35.54 (364)	84.88 (854)
<b>ITA</b>	292000	<b>BLARDONE Massimiliano</b>	63.43 (271)	25.87 (177)	3.76 (10)	51.64 (350)
	290693	<b>PLONER Alexander</b>	178.98 (1667)	27.15 (197)	10.78 (49)	101.09 (1168)
	291768	<b>ROBERTO Alessandro</b>	144.19 (1241)	63.21 (1015)	5.11 (20)	134.24 (1820)
	290478	<b>ROCCA Giorgio</b>	172.44 (1598)	2.87 (7)	28.98 (232)	110.75 (1338)
<b>JPN</b>	300263	<b>KIMURA Kiminobu</b>	413.44 (2618)	8.49 (37)	34.16 (333)	194.15 (2853)
	301312	<b>SASAKI Akira</b>	147.28 (1288)	20.18 (108)	39.80 (458)	84.78 (852)
<b>YUG</b>	310267	<b>DJORDJEVIC Marko</b>	257.35 (2272)	47.85 (568)	52.52 (734)	138.52 (1901)
<b>KAZ</b>	670008	<b>ANISIMOV Danil</b>	–	61.10 (954)	76.11 (1609)	131.83 (1759)
<b>KOR</b>	320060	<b>BYUN Jong Moon</b>	353.53 (2543)	40.44 (411)	39.02 (441)	303.89 (3728)
	320024	<b>HUR Seung Wook</b>	325.24 (2500)	25.05 (171)	37.26 (398)	254.59 (3482)
	320139	<b>KANG Min Heuk</b>	–	43.38 (472)	43.01 (529)	294.40 (3694)
<b>LAT</b>	550004	<b>CIAGUNS Ivars</b>	345.45 (2535)	35.50 (322)	41.33 (495)	70.63 (606)
<b>LIE</b>	350032	<b>BUECHEL Marco</b>	30.32 (82)	54.31 (733)	5.35 (23)	5.04 (16)
	350007	<b>GAN AHL Markus</b>	–	7.95 (35)	26.80 (197)	293.08 (3687)
	350066	<b>RIEGLER Michael</b>	65.58 (287)	102.86 (2330)	32.52 (303)	26.29 (109)
	350031	<b>VOGT Achim</b>	77.15 (389)	83.97 (1681)	23.54 (142)	63.80 (501)
<b>MKD</b>	750019	<b>PANOVSKI Dejan</b>	–	71.74 (1276)	62.36 (1058)	226.56 (3222)
<b>NOR</b>	420382	<b>AAMODT Kjetil Andre</b>	4.13 (5)	3.28 (9)	4.58 (14)	4.07 (10)
	420470	<b>KJUS Lasse</b>	4.69 (12)	5.58 (21)	5.14 (21)	3.84 (7)
	420681	<b>SIVERTSEN Kenneth</b>	5.79 (22)	134.81 (3453)	14.26 (69)	5.44 (21)
	420911	<b>SOLBAKKEN Bjarne</b>	29.05 (78)	41.84 (433)	5.67 (27)	5.60 (22)
<b>NZL</b>	410130	<b>HAYWOOD Todd</b>	–	42.33 (447)	55.32 (831)	188.57 (2775)
	410179	<b>TEAT Jesse</b>	526.03 (2658)	48.27 (580)	37.78 (410)	172.31 (2506)

21-02-2002 / Park City (USA) / 1555





## ENTRY LIST BY NOC / LISTE DES PARTICIPANTS PAR CNO

MEN'S GIANT SLALOM  
SLALOM GÉANT HOMMES

PARK CITY MOUNTAIN RESORT THU 21 FEB 2002 / JEU 21 FEV 2002 START TIME / HEURE DE DÉPART 10:00

Number of Competitors: 78

NOC	FIS Code	Name	FIS Points (February 2002 List)			
			DH	SL	GS	SG
<b>RSA</b>	570012	<b>HEATH Alexander</b>	106.80 (701)	59.54 (900)	58.18 (923)	135.29 (1843)
<b>SMR</b>	450014	<b>GIORDANI Gian Matteo</b>	–	156.35 (4117)	95.50 (2368)	–
<b>RUS</b>	480535	<b>CHESTAKOV Pavel</b>	38.69 (128)	42.58 (456)	24.97 (166)	38.63 (214)
	480031	<b>FILISCHKIN Andrej</b>	45.62 (166)	36.64 (337)	15.89 (78)	38.85 (217)
	480670	<b>KOMAROV Sergeij</b>	65.43 (284)	55.32 (767)	40.57 (474)	53.84 (386)
<b>SLO</b>	560151	<b>KOBLAR Jernej</b>	37.43 (115)	27.85 (210)	5.99 (30)	16.03 (53)
	560033	<b>KOSIR Jure</b>	–	4.18 (11)	21.29 (119)	134.16 (1819)
	560154	<b>KUNC Mitja</b>	133.30 (1075)	2.31 (6)	17.01 (84)	57.85 (431)
	560050	<b>PAVLOVIC Uros</b>	355.20 (2545)	15.04 (72)	5.08 (19)	149.14 (2089)
<b>SUI</b>	510030	<b>CUCHE Didier</b>	4.92 (14)	173.22 (4585)	1.02 (5)	1.19 (2)
	510727	<b>DEFAGO Didier</b>	9.64 (34)	31.08 (260)	4.89 (17)	4.76 (12)
	510747	<b>GRUENENFELDER Tobias</b>	24.47 (57)	62.27 (992)	5.82 (28)	20.96 (68)
	510318	<b>VON GRUENIGEN Michael</b>	–	5.83 (26)	0.91 (4)	–
<b>SVK</b>	700037	<b>HEIMSCHILD Ivan</b>	86.10 (486)	43.28 (471)	40.00 (463)	39.10 (222)
<b>SWE</b>	500150	<b>JAERBYN Patrik</b>	6.00 (31)	56.59 (805)	12.15 (56)	5.88 (26)
	500139	<b>NYBERG Fredrik</b>	6.00 (31)	28.37 (218)	0.79 (2)	3.25 (4)
<b>TJK</b>	830006	<b>DRYGIN Andrey</b>	159.52 (1457)	165.86 (4371)	75.10 (1570)	89.65 (946)
<b>UKR</b>	690013	<b>SKRIABIN Nikolay</b>	83.97 (468)	61.04 (949)	55.40 (835)	71.21 (620)
<b>USA</b>	532431	<b>MILLER Bode</b>	37.88 (123)	0.48 (2)	1.87 (7)	26.29 (109)
	530703	<b>SCHLOPY Erik</b>	69.34 (317)	5.90 (27)	5.20 (22)	22.01 (80)
	532188	<b>SPENCER Dane</b>	38.24 (125)	58.59 (870)	13.44 (63)	26.66 (116)
	532028	<b>VONN Thomas</b>	42.75 (146)	44.50 (487)	9.91 (42)	21.95 (79)

## LEGEND

DH Downhill SL Slalom GS Giant Slalom SG Super-G

21-02-2002 / Park City (USA) / 1555



## START LIST / LISTE DE DÉPART

### MEN'S GIANT SLALOM 1st RUN SLALOM GÉANT HOMMES 1ère MANCHE

PARK CITY MOUNTAIN RESORT THU 21 FEB 2002 / JEU 21 FEV 2002 START TIME / HEURE DE DÉPART 10:00

Jury			Technical Data		
<b>TD FIS</b>	FORSMARK Jarl	SWE	<b>Course Name</b>	CB's Run	
<b>Referee</b>	HUJARA Guenter	FIS	<b>Start Altitude</b>	2510 m	
<b>Chief of Race</b>	CLIFFORD Jim	USA	<b>Finish Altitude</b>	2120 m	
<b>Start Referee</b>	HOFER Franz	SUI	<b>Vertical Drop</b>	390 m	
<b>Finish Referee</b>	HILSE Wolfgang	GER	<b>Homologation Number</b>	4235/108/94	
Race Information 1st Run			Race Information 2nd Run		
<b>Course Setter</b>	BOTTERO Severino	FRA	<b>Course Setter</b>	LEITNER Christian	FIN
<b>Number of Gates</b>	50		<b>Number of Gates</b>		
<b>Turning Gates</b>	47		<b>Turning Gates</b>		
<b>Start Time</b>	10:00		<b>Start Time</b>	13:00	
<b>Forerunners</b>	A – B. FRIEDMAN	USA	<b>Forerunners</b>	A – B. FRIEDMAN	USA
	B – T. LIGARE	USA		B – T. LIGARE	USA
	C – J. ZAMANSKY	USA		C – J. ZAMANSKY	USA
	D – T. LIGETY	USA		D – T. LIGETY	USA

#### Number of Competitors: 78

Bib	FIS Code	Name	NOC	Time
1	532431	MILLER Bode	USA	_____
2	50625	RAICH Benjamin	AUT	_____
3	190236	COVILI Frederic	FRA	_____
4	50024	EBERHARTER Stephan	AUT	_____
5	510318	VON GRUENIGEN Michael	SUI	_____
6	510030	CUCHE Didier	SUI	_____
7	500139	NYBERG Fredrik	SWE	_____
8	190707	MILLET Vincent	FRA	_____
9	50451	GRUBER Christoph	AUT	_____
10	292000	BLARDONE Massimiliano	ITA	_____
11	50360	KNAUSS Hans	AUT	_____
12	180212	UOTILA Sami	FIN	_____
13	510727	DEFAGO Didier	SUI	_____
14	190677	CHENAL Joel	FRA	_____
15	420382	AAMODT Kjetil Andre	NOR	_____



## START LIST / LISTE DE DÉPART

### MEN'S GIANT SLALOM 1st RUN SLALOM GÉANT HOMMES 1ère MANCHE

PARK CITY MOUNTAIN RESORT THU 21 FEB 2002 / JEU 21 FEV 2002 START TIME / HEURE DE DÉPART 10:00

Number of Competitors: 78

Bib	FIS Code	Name	NOC	Time
16	420470	KJUS Lasse	NOR	_____
17	380260	KOSTELIC Ivica	CRO	_____
18	560050	PAVLOVCIC Uros	SLO	_____
19	291768	ROBERTO Alessandro	ITA	_____
20	530703	SCHLOPY Erik	USA	_____
21	350032	BUECHEL Marco	LIE	_____
22	100115	GRANDI Thomas	CAN	_____
23	420911	SOLBAKKEN Bjarne	NOR	_____
24	510747	GRUENENFELDER Tobias	SUI	_____
25	560151	KOBLAR Jernej	SLO	_____
26	532188	SPENCER Dane	USA	_____
27	101895	ROY Jean-Philippe	CAN	_____
28	290693	PLONER Alexander	ITA	_____
29	420681	SIVERTSEN Kenneth	NOR	_____
30	532028	VONN Thomas	USA	_____
31	500150	JAERBYN Patrik	SWE	_____
32	480031	FILISCHKIN Andrej	RUS	_____
33	560154	KUNC Mitja	SLO	_____
34	30149	SIMARI BIRKNER Cristian Javier	ARG	_____
35	180251	PALANDER Kalle	FIN	_____
36	560033	KOSIR Jure	SLO	_____
37	250127	BJOERGVINSSON Bjoergvin	ISL	_____
38	150571	HAYER Stanley	CZE	_____
39	350031	VOGT Achim	LIE	_____
40	150421	ZAHROBSKY Petr	CZE	_____
41	480535	CHESTAKOV Pavel	RUS	_____
42	40221	WALL Bradley	AUS	_____
43	350007	GANAHL Markus	LIE	_____
44	150149	ZAKOURIL Borek	CZE	_____
45	150398	BANK Ondrej	CZE	_____
46	290478	ROCCA Giorgio	ITA	_____
47	220030	GREEN Ross	GBR	_____
48	20081	ANTOR Alex	AND	_____
49	710223	BECIRBEGOVIC Enis	BIH	_____
50	250107	HARALDSSON Johann F.	ISL	_____
51	20005	GOMEZ Victor	AND	_____
52	350066	RIEGLER Michael	LIE	_____
53	300263	KIMURA Kiminobu	JPN	_____
54	250149	MAGNUSSON Kristinn	ISL	_____
55	710240	BISIC Tahir	BIH	_____
56	320024	HUR Seung Wook	KOR	_____
57	410179	TEAT Jesse	NZL	_____
58	320060	BYUN Jong Moon	KOR	_____

21-02-2002 / Park City (USA) / 1555



## START LIST / LISTE DE DÉPART

### MEN'S GIANT SLALOM 1st RUN SLALOM GÉANT HOMMES 1ère MANCHE

PARK CITY MOUNTAIN RESORT THU 21 FEB 2002 / JEU 21 FEV 2002 START TIME / HEURE DE DÉPART 10:00

Number of Competitors: 78

Bib	FIS Code	Name	NOC	Time
59	301312	SASAKI Akira	JPN	_____
60	700037	HEIMSCHILD Ivan	SVK	_____
61	480670	KOMAROV Sergeij	RUS	_____
62	550004	CIAGUNS Ivars	LAT	_____
63	110130	GAYME Maui	CHI	_____
64	320139	KANG Min Heuk	KOR	_____
65	230080	DIMITRIADIS Vassilis	GRE	_____
66	90047	GEORGIEV Stefan	BUL	_____
67	310267	DJORDJEVIC Marko	YUG	_____
68	410130	HAYWOOD Todd	NZL	_____
69	690013	SKRIABIN Nikolay	UKR	_____
70	570012	HEATH Alexander	RSA	_____
71	750019	PANOVSKI Dejan	MKD	_____
72	830006	DRYGIN Andrey	TJK	_____
73	670008	ANISIMOV Danil	KAZ	_____
74	450014	GIORDANI Gian Matteo	SMR	_____
75	80058	HENTSCH Nikolai	BRA	_____
76	880001	THOMS Laurence	FIJ	_____
77	240050	VINCZE Peter	HUN	_____
78	160044	CHRISTODOULOU Theodoros	CYP	_____



## OFFICIAL RESULTS / RÉSULTATS OFFICIELS

### MEN'S GIANT SLALOM 1st RUN SLALOM GÉANT HOMMES 1ère MANCHE

PARK CITY MOUNTAIN RESORT THU 21 FEB 2002 / JEU 21 FEV 2002 START TIME / HEURE DE DÉPART 10:00

Jury			Technical Data		
<b>TD FIS</b>	FORSMARK Jarl	SWE	<b>Course Name</b>	CB's Run	
<b>Referee</b>	HUJARA Guenter	FIS	<b>Start Altitude</b>	2510 m	
<b>Chief of Race</b>	CLIFFORD Jim	USA	<b>Finish Altitude</b>	2120 m	
<b>Start Referee</b>	HOFER Franz	SUI	<b>Vertical Drop</b>	390 m	
<b>Finish Referee</b>	HILSE Wolfgang	GER	<b>Homologation Number</b>	4235/108/94	
Race Information 1st Run			Race Information 2nd Run		
<b>Course Setter</b>	BOTTERO Severino	FRA	<b>Course Setter</b>	LEITNER Christian	FIN
<b>Number of Gates</b>	50		<b>Number of Gates</b>		
<b>Turning Gates</b>	47		<b>Turning Gates</b>		
<b>Start Time</b>	10:00		<b>Start Time</b>	13:00	
<b>Forerunners</b>	A – B. FRIEDMAN	USA	<b>Forerunners</b>	A – B. FRIEDMAN	USA
	B – T. LIGARE	USA		B – T. LIGARE	USA
	C – J. ZAMANSKY	USA		C – J. ZAMANSKY	USA
	D – T. LIGETY	USA		D – T. LIGETY	USA

**Weather:** Clear **Snow:** Hard **Temperature – Start:** –1.0 °C / 30.2 °F **Finish:** –2.0 °C / 28.4 °F

#### Number of Competitors: 78

Rank	Bib	FIS Code	Name	NOC	Time	Diff.
1	4	50024	EBERHARTER Stephan	AUT	1:11.98	
2	10	292000	BLARDONE Massimiliano	ITA	1:12.72	0.74
3	16	420470	KJUS Lasse	NOR	1:12.79	0.81
4	9	50451	GRUBER Christoph	AUT	1:12.82	0.84
5	2	50625	RAICH Benjamin	AUT	1:12.83	0.85
6	28	290693	PLONER Alexander	ITA	1:12.86	0.88
7	1	532431	MILLER Bode	USA	1:12.89	0.91
8	17	380260	KOSTELIC Ivica	CRO	1:13.05	1.07
9	15	420382	AAMODT Kjetil Andre	NOR	1:13.14	1.16
10	25	560151	KOBLAR Jernej	SLO	1:13.15	1.17
10	23	420911	SOLBAKKEN Bjarne	NOR	1:13.15	1.17
12	6	510030	CUCHE Didier	SUI	1:13.25	1.27
13	5	510318	VON GRUENIGEN Michael	SUI	1:13.27	1.29
14	7	500139	NYBERG Fredrik	SWE	1:13.41	1.43
15	21	350032	BUECHEL Marco	LIE	1:13.67	1.69



## OFFICIAL RESULTS / RÉSULTATS OFFICIELS

### MEN'S GIANT SLALOM 1st RUN SLALOM GÉANT HOMMES 1ère MANCHE

PARK CITY MOUNTAIN RESORT THU 21 FEB 2002 / JEU 21 FEV 2002 START TIME / HEURE DE DÉPART 10:00

Number of Competitors: 78

Rank	Bib	FIS Code	Name	NOC	Time	Diff.
16	3	190236	COVILI Frederic	FRA	1:13.70	1.72
17	22	100115	GRANDI Thomas	CAN	1:13.74	1.76
17	13	510727	DEFAGO Didier	SUI	1:13.74	1.76
19	14	190677	CHENAL Joel	FRA	1:13.76	1.78
20	18	560050	PAVLOVCIC Uros	SLO	1:14.01	2.03
21	26	532188	SPENCER Dane	USA	1:14.03	2.05
21	8	190707	MILLET Vincent	FRA	1:14.03	2.05
23	36	560033	KOSIR Jure	SLO	1:14.10	2.12
24	24	510747	GRUENENFELDER Tobias	SUI	1:14.15	2.17
25	29	420681	SIVERTSEN Kenneth	NOR	1:14.16	2.18
26	27	101895	ROY Jean-Philippe	CAN	1:14.34	2.36
27	35	180251	PALANDER Kalle	FIN	1:14.57	2.59
28	30	532028	VONN Thomas	USA	1:14.59	2.61
29	19	291768	ROBERTO Alessandro	ITA	1:14.65	2.67
30	38	150571	HAYER Stanley	CZE	1:14.69	2.71
31	43	350007	GANAHL Markus	LIE	1:14.70	2.72
32	39	350031	VOGT Achim	LIE	1:14.84	2.86
33	46	290478	ROCCA Giorgio	ITA	1:14.91	2.93
34	33	560154	KUNC Mitja	SLO	1:14.95	2.97
34	31	500150	JAERBYN Patrik	SWE	1:14.95	2.97
36	44	150149	ZAKOURIL Borek	CZE	1:15.56	3.58
37	42	40221	WALL Bradley	AUS	1:15.69	3.71
38	32	480031	FILISCHKIN Andrej	RUS	1:15.74	3.76
39	41	480535	CHESTAKOV Pavel	RUS	1:15.80	3.82
40	40	150421	ZAHROBSKY Petr	CZE	1:15.82	3.84
41	37	250127	BJOERGVINSSON Bjoergvin	ISL	1:15.86	3.88
42	47	220030	GREEN Ross	GBR	1:15.90	3.92
43	34	30149	SIMARI BIRKNER Cristian	ARG	1:16.00	4.02
44	59	301312	SASAKI Akira	JPN	1:16.11	4.13
45	52	350066	RIEGLER Michael	LIE	1:16.16	4.18
46	48	20081	ANTOR Alex	AND	1:16.66	4.68
47	53	300263	KIMURA Kiminobu	JPN	1:17.19	5.21
48	67	310267	DJORDJEVIC Marko	YUG	1:17.25	5.27
49	54	250149	MAGNUSSON Kristinn	ISL	1:17.50	5.52
50	49	710223	BECIRBEGOVIC Enis	BIH	1:17.56	5.58
51	61	480670	KOMAROV Sergeij	RUS	1:17.78	5.80
52	51	20005	GOMEZ Victor	AND	1:17.83	5.85
53	66	90047	GEORGIEV Stefan	BUL	1:18.01	6.03
54	69	690013	SKRIABIN Nikolay	UKR	1:18.57	6.59
55	55	710240	BISIC Tahir	BIH	1:18.96	6.98
56	50	250107	HARALDSSON Johann F.	ISL	1:19.10	7.12
57	64	320139	KANG Min Heuk	KOR	1:19.11	7.13

21-02-2002 / Park City (USA) / 1555



## OFFICIAL RESULTS / RÉSULTATS OFFICIELS

### MEN'S GIANT SLALOM 1st RUN SLALOM GÉANT HOMMES 1ère MANCHE

PARK CITY MOUNTAIN RESORT THU 21 FEB 2002 / JEU 21 FEV 2002 START TIME / HEURE DE DÉPART 10:00

Number of Competitors: 78

Rank	Bib	FIS Code	Name	NOC	Time	Diff.
58	65	230080	DIMITRIADIS Vassilis	GRE	1:19.30	7.32
59	70	570012	HEATH Alexander	RSA	1:19.32	7.34
59	56	320024	HUR Seung Wook	KOR	1:19.32	7.34
61	58	320060	BYUN Jong Moon	KOR	1:19.49	7.51
62	63	110130	GAYME Maui	CHI	1:19.76	7.78
63	68	410130	HAYWOOD Todd	NZL	1:19.99	8.01
64	57	410179	TEAT Jesse	NZL	1:20.31	8.33
65	71	750019	PANOVSKI Dejan	MKD	1:20.48	8.50
66	73	670008	ANISIMOV Danil	KAZ	1:21.40	9.42
67	78	160044	CHRISTODOULOU T.	CYP	1:21.67	9.69
68	76	880001	THOMS Laurence	FIJ	1:22.01	10.03
68	72	830006	DRYGIN Andrey	TJK	1:22.01	10.03
70	75	80058	HENTSCH Nikolai	BRA	1:23.07	11.09
71	77	240050	VINCZE Peter	HUN	1:23.99	12.01
72	20	530703	SCHLOPY Erik	USA	1:24.06	12.08
73	74	450014	GIORDANI Gian Matteo	SMR	1:25.02	13.04

DID NOT FINISH 1st RUN: 5 competitors

11	50360	KNAUSS Hans	AUT
12	180212	UOTILA Sami	FIN
45	150398	BANK Ondrej	CZE
60	700037	HEIMSCHILD Ivan	SVK
62	550004	CIAGUNS Ivars	LAT

**START LIST / LISTE DE DÉPART**
**MEN'S GIANT SLALOM 2nd RUN**  
**SLALOM GÉANT HOMMES 2e MANCHE**

PARK CITY MOUNTAIN RESORT THU 21 FEB 2002 / JEU 21 FEV 2002 START TIME / HEURE DE DÉPART 13:00

Jury			Technical Data		
<b>TD FIS</b>	FORSMARK Jarl	SWE	<b>Course Name</b>	CB's Run	
<b>Referee</b>	HUJARA Guenter	FIS	<b>Start Altitude</b>	2510 m	
<b>Chief of Race</b>	CLIFFORD Jim	USA	<b>Finish Altitude</b>	2120 m	
<b>Start Referee</b>	HOFER Franz	SUI	<b>Vertical Drop</b>	390 m	
<b>Finish Referee</b>	HILSE Wolfgang	GER	<b>Homologation Number</b>	4235/108/94	
Race Information 1st Run			Race Information 2nd Run		
<b>Course Setter</b>	BOTTERO Severino	FRA	<b>Course Setter</b>	LEITNER Christian	FIN
<b>Number of Gates</b>	50		<b>Number of Gates</b>		
<b>Turning Gates</b>	47		<b>Turning Gates</b>		
<b>Start Time</b>	10:00		<b>Start Time</b>	13:00	
<b>Forerunners</b>	A – B. FRIEDMAN	USA	<b>Forerunners</b>	A – B. FRIEDMAN	USA
	B – T. LIGARE	USA		B – T. LIGARE	USA
	C – J. ZAMANSKY	USA		C – J. ZAMANSKY	USA
	D – T. LIGETY	USA		D – T. LIGETY	USA

**Start Interval:**

1 – 15	: 105 sec.
16 – 40	: 60 sec.
41 – 78	: 40 sec.

**Number of Competitors: 73**

Start Order	Bib	FIS Code	Name	NOC	1st Run	Diff.	Rank	2nd Run	Total
1	21	350032	<b>BUECHEL Marco</b>	LIE	1:13.67	1.69	15		
2	7	500139	<b>NYBERG Fredrik</b>	SWE	1:13.41	1.43	14		
3	5	510318	<b>VON GRUENIGEN Michael</b>	SUI	1:13.27	1.29	13		
4	6	510030	<b>CUCHE Didier</b>	SUI	1:13.25	1.27	12		
5	23	420911	<b>SOLBAKKEN Bjarne</b>	NOR	1:13.15	1.17	10		
6	25	560151	<b>KOBLAR Jernej</b>	SLO	1:13.15	1.17	10		
7	15	420382	<b>AAMODT Kjetil Andre</b>	NOR	1:13.14	1.16	9		
8	17	380260	<b>KOSTELIC Ivica</b>	CRO	1:13.05	1.07	8		
9	1	532431	<b>MILLER Bode</b>	USA	1:12.89	0.91	7		
10	28	290693	<b>PLONER Alexander</b>	ITA	1:12.86	0.88	6		
11	2	50625	<b>RAICH Benjamin</b>	AUT	1:12.83	0.85	5		
12	9	50451	<b>GRUBER Christoph</b>	AUT	1:12.82	0.84	4		
13	16	420470	<b>KJUS Lasse</b>	NOR	1:12.79	0.81	3		
14	10	292000	<b>BLARDONE Massimiliano</b>	ITA	1:12.72	0.74	2		
15	4	50024	<b>EBERHARTER Stephan</b>	AUT	1:11.98	0.00	1		





## START LIST / LISTE DE DÉPART

### MEN'S GIANT SLALOM 2nd RUN SLALOM GÉANT HOMMES 2e MANCHE

PARK CITY MOUNTAIN RESORT THU 21 FEB 2002 / JEU 21 FEV 2002 START TIME / HEURE DE DÉPART 13:00

Number of Competitors: 73

Start Order	Bib	FIS Code	Name	NOC	1st Run	Diff.	Rank	2nd Run	Total
16	3	190236	COVILI Frederic	FRA	1:13.70	1.72	16		
17	22	100115	GRANDI Thomas	CAN	1:13.74	1.76	17		
18	13	510727	DEFAGO Didier	SUI	1:13.74	1.76	17		
19	14	190677	CHENAL Joel	FRA	1:13.76	1.78	19		
20	18	560050	PAVLOVIC Uros	SLO	1:14.01	2.03	20		
21	26	532188	SPENCER Dane	USA	1:14.03	2.05	21		
22	8	190707	MILLET Vincent	FRA	1:14.03	2.05	21		
23	36	560033	KOSIR Jure	SLO	1:14.10	2.12	23		
24	24	510747	GRUENENFELDER Tobias	SUI	1:14.15	2.17	24		
25	29	420681	SIVERTSEN Kenneth	NOR	1:14.16	2.18	25		
26	27	101895	ROY Jean-Philippe	CAN	1:14.34	2.36	26		
27	35	180251	PALANDER Kalle	FIN	1:14.57	2.59	27		
28	30	532028	VONN Thomas	USA	1:14.59	2.61	28		
29	19	291768	ROBERTO Alessandro	ITA	1:14.65	2.67	29		
30	38	150571	HAYER Stanley	CZE	1:14.69	2.71	30		
31	43	350007	GANAHL Markus	LIE	1:14.70	2.72	31		
32	39	350031	VOGT Achim	LIE	1:14.84	2.86	32		
33	46	290478	ROCCA Giorgio	ITA	1:14.91	2.93	33		
34	33	560154	KUNC Mitja	SLO	1:14.95	2.97	34		
35	31	500150	JAERBYN Patrik	SWE	1:14.95	2.97	34		
36	44	150149	ZAKOURIL Borek	CZE	1:15.56	3.58	36		
37	42	40221	WALL Bradley	AUS	1:15.69	3.71	37		
38	32	480031	FILISCHKIN Andrej	RUS	1:15.74	3.76	38		
39	41	480535	CHESTAKOV Pavel	RUS	1:15.80	3.82	39		
40	40	150421	ZAHROBSKY Petr	CZE	1:15.82	3.84	40		
41	37	250127	BJOERGVINSSON Bjoergvin	ISL	1:15.86	3.88	41		
42	47	220030	GREEN Ross	GBR	1:15.90	3.92	42		
43	34	30149	SIMARI BIRKNER Cristian	ARG	1:16.00	4.02	43		
44	59	301312	SASAKI Akira	JPN	1:16.11	4.13	44		
45	52	350066	RIEGLER Michael	LIE	1:16.16	4.18	45		
46	48	20081	ANTOR Alex	AND	1:16.66	4.68	46		
47	53	300263	KIMURA Kiminobu	JPN	1:17.19	5.21	47		
48	67	310267	DJORDJEVIC Marko	YUG	1:17.25	5.27	48		
49	54	250149	MAGNUSSON Kristinn	ISL	1:17.50	5.52	49		
50	49	710223	BE CIRBEGOVIC Enis	BIH	1:17.56	5.58	50		
51	61	480670	KOMAROV Sergeij	RUS	1:17.78	5.80	51		
52	51	20005	GOMEZ Victor	AND	1:17.83	5.85	52		
53	66	90047	GEORGIEV Stefan	BUL	1:18.01	6.03	53		
54	69	690013	SKRIABIN Nikolay	UKR	1:18.57	6.59	54		
55	55	710240	BISIC Tahir	BIH	1:18.96	6.98	55		
56	50	250107	HARALDSSON Johann F.	ISL	1:19.10	7.12	56		
57	64	320139	KANG Min Heuk	KOR	1:19.11	7.13	57		

21-02-2002 / Park City (USA) / 1555

**START LIST / LISTE DE DÉPART**
**MEN'S GIANT SLALOM 2nd RUN**  
**SLALOM GÉANT HOMMES 2e MANCHE**

PARK CITY MOUNTAIN RESORT THU 21 FEB 2002 / JEU 21 FEV 2002 START TIME / HEURE DE DÉPART 13:00

**Number of Competitors: 73**

Start Order	Bib	FIS Code	Name	NOC	1st Run	Diff.	Rank	2nd Run	Total
58	65	230080	DIMITRIADIS Vassilis	GRE	1:19.30	7.32	58		
59	70	570012	HEATH Alexander	RSA	1:19.32	7.34	59		
60	56	320024	HUR Seung Wook	KOR	1:19.32	7.34	59		
61	58	320060	BYUN Jong Moon	KOR	1:19.49	7.51	61		
62	63	110130	GAYME Maui	CHI	1:19.76	7.78	62		
63	68	410130	HAYWOOD Todd	NZL	1:19.99	8.01	63		
64	57	410179	TEAT Jesse	NZL	1:20.31	8.33	64		
65	71	750019	PANOVSKI Dejan	MKD	1:20.48	8.50	65		
66	73	670008	ANISIMOV Danil	KAZ	1:21.40	9.42	66		
67	78	160044	CHRISTODOULOU T.	CYP	1:21.67	9.69	67		
68	76	880001	THOMS Laurence	FIJ	1:22.01	10.03	68		
69	72	830006	DRYGIN Andrey	TJK	1:22.01	10.03	68		
70	75	80058	HENTSCH Nikolai	BRA	1:23.07	11.09	70		
71	77	240050	VINCZE Peter	HUN	1:23.99	12.01	71		
72	20	530703	SCHLOPY Erik	USA	1:24.06	12.08	72		
73	74	450014	GIORDANI Gian Matteo	SMR	1:25.02	13.04	73		



## OFFICIAL RESULTS / RÉSULTATS OFFICIELS

MEN'S GIANT SLALOM 2nd RUN  
SLALOM GÉANT HOMMES 2e MANCHE

PARK CITY MOUNTAIN RESORT THU 21 FEB 2002 / JEU 21 FEV 2002 START TIME / HEURE DE DÉPART 13:00

Jury			Technical Data		
<b>TD FIS</b>	FORSMARK Jarl	SWE	<b>Course Name</b>	CB's Run	
<b>Referee</b>	HUJARA Guenter	FIS	<b>Start Altitude</b>	2510 m	
<b>Chief of Race</b>	CLIFFORD Jim	USA	<b>Finish Altitude</b>	2120 m	
<b>Start Referee</b>	HOFER Franz	SUI	<b>Vertical Drop</b>	390 m	
<b>Finish Referee</b>	HILSE Wolfgang	GER	<b>Homologation Number</b>	4235/108/94	
Race Information 1st Run			Race Information 2nd Run		
<b>Course Setter</b>	BOTTERO Severino	FRA	<b>Course Setter</b>	LEITNER Christian	FIN
<b>Number of Gates</b>	50		<b>Number of Gates</b>	49	
<b>Turning Gates</b>	47		<b>Turning Gates</b>	46	
<b>Start Time</b>	10:00		<b>Start Time</b>	13:00	
<b>Forerunners</b>	A – B. FRIEDMAN	USA	<b>Forerunners</b>	A – B. FRIEDMAN	USA
	B – T. LIGARE	USA		B – T. LIGARE	USA
	C – J. ZAMANSKY	USA		C – J. ZAMANSKY	USA
	D – T. LIGETY	USA		D – T. LIGETY	USA

Weather: Partly Cloudy Snow: Packed Temperature – Start: 0.0 °C / 32.0 °F Finish: 1.0 °C / 33.8 °F F-factor: 830

## Number of Competitors: 78

Rank	Bib	FIS Code	Name	NOC	1st Run	2nd Run	Total	Diff.	Race Points
1	4	50024	EBERHARTER Stephan	AUT	1:11.98	1:11.30	2:23.28		0.00
2	1	532431	MILLER Bode	USA	1:12.89	1:11.27	2:24.16	0.88	5.10
3	16	420470	KJUS Lasse	NOR	1:12.79	1:11.53	2:24.32	1.04	6.02
4	2	50625	RAICH Benjamin	AUT	1:12.83	1:11.57	2:24.40	1.12	6.49
5	9	50451	GRUBER Christoph	AUT	1:12.82	1:11.59	2:24.41	1.13	6.55
6	23	420911	SOLBAKKEN Bjarne	NOR	1:13.15	1:11.35	2:24.50	1.22	7.07
7	15	420382	AAMODT Kjetil Andre	NOR	1:13.14	1:11.48	2:24.62	1.34	7.76
8	10	292000	BLARDONE Massimiliano	ITA	1:12.72	1:12.15	2:24.87	1.59	9.21
9	17	380260	KOSTELIC Ivica	CRO	1:13.05	1:11.87	2:24.92	1.64	9.50
10	6	510030	CUCHE Didier	SUI	1:13.25	1:11.75	2:25.00	1.72	9.96
11	5	510318	VON GRUENIGEN Michael	SUI	1:13.27	1:11.80	2:25.07	1.79	10.37
12	22	100115	GRANDI Thomas	CAN	1:13.74	1:11.50	2:25.24	1.96	11.35
13	7	500139	NYBERG Fredrik	SWE	1:13.41	1:11.88	2:25.29	2.01	11.64
14	13	510727	DEFAGO Didier	SUI	1:13.74	1:11.80	2:25.54	2.26	13.09
15	3	190236	COVILI Frederic	FRA	1:13.70	1:11.95	2:25.65	2.37	13.73

#049





## OFFICIAL RESULTS / RÉSULTATS OFFICIELS

MEN'S GIANT SLALOM 2nd RUN  
SLALOM GÉANT HOMMES 2e MANCHE

PARK CITY MOUNTAIN RESORT THU 21 FEB 2002 / JEU 21 FEV 2002 START TIME / HEURE DE DÉPART 13:00

Number of Competitors: 78

Rank	Bib	FIS Code	Name	NOC	1st Run	2nd Run	Total	Diff.	Race Points
16	26	532188	SPENCER Dane	USA	1:14.03	1:11.65	2:25.68	2.40	13.90
17	21	350032	BUECHEL Marco	LIE	1:13.67	1:12.22	2:25.89	2.61	15.12
18	25	560151	KOBLAR Jernej	SLO	1:13.15	1:13.21	2:26.36	3.08	17.84
19	30	532028	VONN Thomas	USA	1:14.59	1:11.87	2:26.46	3.18	18.42
20	29	420681	SIVERTSEN Kenneth	NOR	1:14.16	1:12.35	2:26.51	3.23	18.71
21	14	190677	CHENAL Joel	FRA	1:13.76	1:13.32	2:27.08	3.80	22.01
22	19	291768	ROBERTO Alessandro	ITA	1:14.65	1:12.88	2:27.53	4.25	24.62
23	39	350031	VOGT Achim	LIE	1:14.84	1:12.74	2:27.58	4.30	24.91
24	31	500150	JAERBYN Patrik	SWE	1:14.95	1:12.71	2:27.66	4.38	25.37
25	38	150571	HAYER Stanley	CZE	1:14.69	1:13.14	2:27.83	4.55	26.36
26	46	290478	ROCCA Giorgio	ITA	1:14.91	1:12.94	2:27.85	4.57	26.47
27	43	350007	GANAHL Markus	LIE	1:14.70	1:13.22	2:27.92	4.64	26.88
28	33	560154	KUNC Mitja	SLO	1:14.95	1:13.22	2:28.17	4.89	28.33
29	47	220030	GREEN Ross	GBR	1:15.90	1:13.41	2:29.31	6.03	34.93
30	34	30149	SIMARI BIRKNER Cristian	ARG	1:16.00	1:13.79	2:29.79	6.51	37.71
31	40	150421	ZAHROBSKY Petr	CZE	1:15.82	1:14.14	2:29.96	6.68	38.70
32	41	480535	CHESTAKOV Pavel	RUS	1:15.80	1:14.17	2:29.97	6.69	38.75
33	42	40221	WALL Bradley	AUS	1:15.69	1:14.59	2:30.28	7.00	40.55
34	59	301312	SASAKI Akira	JPN	1:16.11	1:14.47	2:30.58	7.30	42.29
35	52	350066	RIEGLER Michael	LIE	1:16.16	1:14.58	2:30.74	7.46	43.21
36	48	20081	ANTOR Alex	AND	1:16.66	1:14.73	2:31.39	8.11	46.98
37	53	300263	KIMURA Kiminobu	JPN	1:17.19	1:14.67	2:31.86	8.58	49.70
38	66	90047	GEORGIEV Stefan	BUL	1:18.01	1:15.00	2:33.01	9.73	56.36
39	51	20005	GOMEZ Victor	AND	1:17.83	1:15.50	2:33.33	10.05	58.22
40	61	480670	KOMAROV Sergeij	RUS	1:17.78	1:15.78	2:33.56	10.28	59.55
41	67	310267	DJORDJEVIC Marko	YUG	1:17.25	1:16.40	2:33.65	10.37	60.07
42	54	250149	MAGNUSSON Kristinn	ISL	1:17.50	1:16.29	2:33.79	10.51	60.88
43	65	230080	DIMITRIADIS Vassilis	GRE	1:19.30	1:16.85	2:36.15	12.87	74.55
44	55	710240	BISIC Tahir	BIH	1:18.96	1:17.21	2:36.17	12.89	74.67
45	69	690013	SKRIABIN Nikolay	UKR	1:18.57	1:17.70	2:36.27	12.99	75.25
46	64	320139	KANG Min Heuk	KOR	1:19.11	1:17.99	2:37.10	13.82	80.06
47	58	320060	BYUN Jong Moon	KOR	1:19.49	1:17.71	2:37.20	13.92	80.64
48	70	570012	HEATH Alexander	RSA	1:19.32	1:17.95	2:37.27	13.99	81.04
49	63	110130	GAYME Maui	CHI	1:19.76	1:17.58	2:37.34	14.06	81.45
50	57	410179	TEAT Jesse	NZL	1:20.31	1:17.76	2:38.07	14.79	85.68
51	68	410130	HAYWOOD Todd	NZL	1:19.99	1:18.11	2:38.10	14.82	85.85
52	71	750019	PANOVSKI Dejan	MKD	1:20.48	1:18.30	2:38.78	15.50	89.79
53	73	670008	ANISIMOV Danil	KAZ	1:21.40	1:19.21	2:40.61	17.33	100.39
54	78	160044	CHRISTODOULOU T.	CYP	1:21.67	1:19.92	2:41.59	18.31	106.07
55	76	880001	THOMS Laurence	FIJ	1:22.01	1:19.97	2:41.98	18.70	108.33

#049





## OFFICIAL RESULTS / RÉSULTATS OFFICIELS

MEN'S GIANT SLALOM 2nd RUN  
SLALOM GÉANT HOMMES 2e MANCHE

PARK CITY MOUNTAIN RESORT THU 21 FEB 2002 / JEU 21 FEV 2002 START TIME / HEURE DE DÉPART 13:00

## Number of Competitors: 78

Rank	Bib	FIS Code	Name	NOC	1st Run	2nd Run	Total	Diff.	Race Points
56	77	240050	VINCZE Peter	HUN	1:23.99	1:22.74	2:46.73	23.45	135.84
57	74	450014	GIORDANI Gian Matteo	SMR	1:25.02	1:23.29	2:48.31	25.03	145.00

## DID NOT FINISH 1st RUN: 5 competitors

11	50360	KNAUSS Hans	AUT
12	180212	UOTILA Sami	FIN
45	150398	BANK Ondrej	CZE
60	700037	HEIMSCHILD Ivan	SVK
62	550004	CIAGUNS Ivars	LAT

## DID NOT START 2nd RUN: 1 competitor

20	530703	SCHLOPY Erik	USA
----	--------	--------------	-----

## DID NOT FINISH 2nd RUN: 14 competitors

8	190707	MILLET Vincent	FRA
18	560050	PAVLOVIC Uros	SLO
24	510747	GRUENEFELDER Tobias	SUI
27	101895	ROY Jean-Philippe	CAN
28	290693	PLONER Alexander	ITA
32	480031	FILISCHKIN Andrej	RUS
35	180251	PALANDER Kalle	FIN
36	560033	KOSIR Jure	SLO
37	250127	BJOERGVINSSON Bjoergvin	ISL
44	150149	ZAKOURIL Borek	CZE
49	710223	BECIRBEGOVIC Enis	BIH
50	250107	HARALDSSON Johann F.	ISL
56	320024	HUR Seung Wook	KOR
72	830006	DRYGIN Andrey	TJK

## DISQUALIFIED 2nd RUN: 1 competitor

75	80058	HENTSCH Nikolai	BRA	Gate 37	Rule 629.3
----	-------	-----------------	-----	---------	------------

## Reason for disqualification:

629.3 Does not pass through a gate correctly (art. 661.4)

 Technical Delegate:  
 FORSMARK, Jarl (SWE) #049



## PENALTY CALCULATION / CALCUL DE LA PÉNALITÉ

### MEN'S GIANT SLALOM SLALOM GÉANT HOMMES

PARK CITY MOUNTAIN RESORT THU 21 FEB 2002 / JEU 21 FEV 2002 START TIME / HEURE DE DÉPART 13:00

#### Best 10 at Finish

Rank	Bib	FIS Code	Name	NOC	FIS Points	Best 5	Race Points
1	4	50024	EBERHARTER Stephan	AUT	1.31	1.31	0.00
2	1	532431	MILLER Bode	USA	1.87	1.87	5.10
3	16	420470	KJUS Lasse	NOR	5.14		
4	2	50625	RAICH Benjamin	AUT	0.82	0.82	6.49
5	9	50451	GRUBER Christoph	AUT	3.27	3.27	6.55
6	23	420911	SOLBAKKEN Bjarne	NOR	5.67		
7	15	420382	AAMODT Kjetil Andre	NOR	4.58		
8	10	292000	BLARDONE Massimiliano	ITA	3.76		
9	17	380260	KOSTELIC Ivica	CRO	9.86		
10	6	510030	CUCHE Didier	SUI	1.02	1.02	9.96

#### Best 5 FIS Points at Start

Rank	Bib	FIS Code	Name	NOC	FIS Points
15	3	190236	COVILI Frederic	FRA	0.00
13	7	500139	NYBERG Fredrik	SWE	0.79
4	2	50625	RAICH Benjamin	AUT	0.82
11	5	510318	VON GRUENIGEN Michael	SUI	0.91
10	6	510030	CUCHE Didier	SUI	1.02

<b>TOTALS:</b>			
	FIS Points of Best 5 at Start (B)	3.54	
	FIS Points of Best at Finish in Top 10 (A)		8.29
	Race Points of Corresponding Competitors (C)		28.10
	Calculated Penalty (A+B-C) : 10 =>	-1.627	
	Rounded	-1.63	
	Correction Value (Z)	1.51	
	Penalty Applied	0.00	

Technical Delegate:  
FORSMARK, Jarl (SWE) #049



## GIANT SLALOM FIS WCSL LIST / LISTE DE DÉPART COUPE DU MONDE FIS SLALOM GÉANT

MEN'S GIANT SLALOM  
SLALOM GÉANT HOMMES

PARK CITY MOUNTAIN RESORT THU 21 FEB 2002 / JEU 21 FEV 2002 START TIME / HEURE DE DÉPART 13:00

Rank	FIS Code	Name	NOC	Competition Dates and Locations								Base - X + Y = WCSL-GS			
				1	2	3	4	5	6	7	8				
Number of Competitors: 63				28 OCT 2001 Sölden (AUT)	9 DEC 2001 Val d'Isère (FRA)	16 DEC 2001 Alta Badia (ITA)	20 DEC 2001 Kranjska Gora (SLO)	21 DEC 2001 Kranjska Gora (SLO)	5 JAN 2002 Adelboden (SUI)	3 FEB 2002 St. Moritz (SUI)	21 FEB 2002 Park City (USA)				
1	50024	EBERHARTER Stephan	AUT	80	60	29	32	29	32	100	100	105	93	462	474
2	190236	COVILI Frederic	FRA	100	80	100	29	24	80	13	16	239	212	442	469
3	50625	RAICH Benjamin	AUT	36	14	50	80	100	45	24	50	320	284	399	435
4	510030	CUCHE Didier	SUI	14	36	40	50	60	100	80	26	115	102	406	419
5	532431	MILLER Bode	USA	45	100	-	15	80	20	50	80	158	140	390	408
5	500139	NYBERG Fredrik	SWE	60	32	24	100	50	60	29	20	300	267	375	408
7	510318	VON GRUENIGEN Michael	SUI	60	45	80	13	40	-	18	24	712	633	280	359
8	50451	GRUBER Christoph	AUT	20	40	50	26	26	-	40	45	188	167	247	268
9	180212	UOTILA Sami	FIN	16	26	60	45	20	22	45	-	185	164	234	255
10	292000	BLARDONE Massimiliano	ITA	13	50	32	-	13	50	-	32	230	204	190	216
11	190677	CHENAL Joel	FRA	22	22	10	18	45	40	26	-	105	93	183	195
12	190707	MILLET Vincent	FRA	24	29	15	26	32	24	11	-	135	120	161	176
13	420382	AAMODT Kjetil Andre	NOR	29	-	9	14	18	29	-	36	230	204	135	161
14	50126	MAYER Christian	AUT	26	8	36	20	-	-	32	-	163	145	122	140
15	420470	KJUS Lasse	NOR	40	-	8	-	-	-	-	60	277	246	108	139
16	510727	DEFAGO Didier	SUI	18	24	-	11	36	-	16	18	102	91	123	134
17	50360	KNAUSS Hans	AUT	-	-	14	8	22	10	60	-	51	45	114	120
18	560050	PAVLOVIC Uros	SLO	-	-	20	60	-	16	10	-	37	33	106	110
19	50124	SCHIFFERER Andreas	AUT	32	8	-	5	7	36	-	-	185	164	88	109
20	100115	GRANDI Thomas	CAN	-	16	-	40	9	14	-	22	29	26	101	104
20	291768	ROBERTO Alessandro	ITA	-	13	7	36	14	18	8	-	71	63	96	104
20	420911	SOLBAKKEN Bjarne	NOR	-	9	26	-	8	-	14	40	66	59	97	104
23	50149	STROBL Josef	AUT	10	2	11	22	13	13	-	-	103	92	71	82
24	50423	MAIER Hermann	AUT	-	-	-	-	-	-	-	-	672	597	-	75
25	530703	SCHLOPY Erik	USA	9	6	-	9	-	4	-	-	350	311	28	67
26	380260	KOSTELIC Ivica	CRO	3	-	22	12	-	-	-	29	-	-	66	66
27	510747	GRUENENFELDER Tobias	SUI	11	-	-	7	4	-	36	-	14	12	58	60
28	350032	BUECHEL Marco	LIE	-	1	-	-	-	5	15	-	334	297	21	58
29	50271	SCHILCHEGGER Heinz	AUT	6	-	-	-	-	-	-	-	356	316	6	46
30	560151	KOBLAR Jernej	SLO	-	3	13	-	-	16	6	-	49	44	38	43
30	191007	PICCARD Jeff	FRA	-	12	5	16	-	-	4	-	57	51	37	43
32	532188	SPENCER Dane	USA	-	-	-	6	-	26	7	-	11	10	39	40
33	101895	ROY Jean-Philippe	CAN	5	20	-	-	10	-	-	-	8	7	35	36
34	290693	PLONER Alexander	ITA	-	-	-	-	-	11	22	-	-	-	33	33
35	291421	RIEDER Arnold	ITA	-	-	-	-	11	9	12	-	-	-	32	32

21-02-2002 / Park City (USA) / 1555



## GIANT SLALOM FIS WCSL LIST / LISTE DE DÉPART COUPE DU MONDE FIS SLALOM GÉANT

MEN'S GIANT SLALOM  
SLALOM GÉANT HOMMES

PARK CITY MOUNTAIN RESORT THU 21 FEB 2002 / JEU 21 FEV 2002 START TIME / HEURE DE DÉPART 13:00

Rank	FIS Code	Name	NOC	Competition Dates and Locations								Base - X + Y = WCSL-GS			
				1	2	3	4	5	6	7	8				
				28 OCT 2001 Sölden (AUT)	9 DEC 2001 Val d'Isère (FRA)	16 DEC 2001 Alta Badia (ITA)	20 DEC 2001 Kranjska Gora (SLO)	21 DEC 2001 Kranjska Gora (SLO)	5 JAN 2002 Adelboden (SUI)	3 FEB 2002 St. Moritz (SUI)	21 FEB 2002 Park City (USA)				
36	292120	SIMONCELLI Davide	ITA	-	-	12	-	-	8	9	-	22	20	29	31
37	50473	SEER Florian	AUT	-	6	2	-	15	7	-	-	-	-	30	30
38	510001	ACCOLA Paul	SUI	7	-	-	-	-	-	-	-	151	134	7	24
38	532028	VONN Thomas	USA	-	-	18	-	5	-	-	-	9	8	23	24
40	50171	SALZGEBER Rainer	AUT	15	-	-	-	-	-	-	-	68	60	15	23
41	510145	LOCHER Steve	SUI	-	-	-	-	-	12	-	-	92	82	12	22
42	191227	BURTIN Raphael	FRA	-	10	-	4	-	-	5	-	15	13	19	21
43	291471	COGOLI Patrick	ITA	2	15	3	-	-	-	-	-	-	-	20	20
43	50600	GOERGL Stephan	AUT	-	-	-	-	-	-	20	-	-	-	20	20
43	50707	MATT Mario	AUT	4	-	-	-	16	-	-	-	-	-	20	20
46	180251	PALANDER Kalle	FIN	-	18	-	-	-	-	-	-	6	5	18	19
46	420681	SIVERTSEN Kenneth	NOR	-	-	4	-	6	-	-	-	80	71	10	19
48	510125	KAELIN Urs	SUI	-	-	-	-	-	-	-	-	162	144	-	18
49	290705	HOLZER Patrick	ITA	-	11	-	-	-	-	-	-	51	45	11	17
49	560033	KOSIR Jure	SLO	-	-	-	11	-	6	-	-	-	-	17	17
51	531040	RAHLVES Daron	USA	12	-	-	-	-	-	-	-	36	32	12	16
51	292250	SCHIEPPATI Alberto	ITA	-	-	16	-	-	-	-	-	-	-	16	16
53	190314	SAIONI Christophe	FRA	8	-	-	-	-	-	-	-	25	22	8	11
54	560154	KUNC Mitja	SLO	-	-	-	-	-	-	-	-	79	70	-	9
55	191746	DE TESSIERES Gauthier	FRA	-	6	-	-	-	-	-	-	-	-	6	6
55	191139	VIDAL Jean-Pierre	FRA	-	-	6	-	-	-	-	-	-	-	6	6
57	420696	PAULSEN Lasse	NOR	-	-	-	-	-	-	-	-	45	40	-	5
58	50547	SCHOENFELDER Rainer	AUT	-	-	-	-	-	-	-	-	37	33	-	4
59	290062	BORMOLINI Ivan	ITA	-	-	-	-	-	-	-	-	20	18	-	2
59	530667	PUCKETT P Casey	USA	-	-	-	-	-	-	-	-	18	16	-	2
59	560298	REBERSAK Jernej	SLO	-	-	-	-	-	-	-	-	19	17	-	2
62	291399	GIRARDI Walter	ITA	-	-	-	-	-	-	-	-	12	11	-	1
62	190289	MANUEL Patrice	FRA	-	-	-	-	-	-	-	-	13	12	-	1

## Number of Competitors per Nation until 60th position

AUT : 14	CAN : 2	CRO : 1	FIN : 2	FRA : 8	ITA : 9
LIE : 1	NOR : 5	SLO : 5	SUI : 7	SWE : 1	USA : 6



**GIANT SLALOM FIS WCSL LIST / LISTE DE DÉPART COUPE DU MONDE FIS SLALOM GÉANT****MEN'S GIANT SLALOM  
SLALOM GÉANT HOMMES**

PARK CITY MOUNTAIN RESORT THU 21 FEB 2002 / JEU 21 FEV 2002 START TIME / HEURE DE DÉPART 13:00

**LEGEND**

**Base** Last season WCSL points  
**X** (Base / number of planned races in the current season) \* number of completed races in the current season  
**Y** WC points won in the current season  
**WCSL-GS** World Cup Start List points for Giant Slalom

21-02-2002 / Park City (USA) / 1555

**PROGRAM / PROGRAMME****MEN'S SUPER-G  
SUPER-G HOMMES**

SNOWBASIN SKI AREA SAT 16 FEB 2002 / SAM 16 FEV 2002 START TIME / HEURE DE DÉPART 10:00

<b>Jury Inspection:</b> Place: John Paul Quad	06:30 hrs
<b>Radios:</b> Radio Trailer Liaison Coaches: FRA / SWE	06:25 hrs
<b>Lift open:</b>	06:00 hrs
<b>Warm up and training area:</b>	As announced
<b>Inspection (one):</b>	07:30 – 09:00 hrs
<b>Entry for racers closed:</b>	07:45 hrs
<b>Photographers on place:</b>	09:00 hrs
<b>Entry for all closed:</b>	09:35 hrs
<b>Coaches on place:</b>	09:40 hrs
<b>POV Camera Number: 3</b> Start time 1st camera racer	09:48 hrs
<b>Forerunners:</b> 6 – Start Time: Reserve: 3	09:53 hrs
<b>Start Time racer nr. 1:</b>	10:00 hrs
<b>Start Interval:</b>	1 – 30: 2 Minutes from 31: 1 Minute
<b>Television breaks:</b>	None
<b>Yellow zones place:</b> 1) Hibernation Hole 2) Trapper's Loop	Back to start: Ski Doo John Paul Quad
<b>Slip crews:</b>	Continuous
<b>Intermediate times:</b>	3 + 1 speed
<b>Prize giving ceremony: 1 - 3</b>	Flower Ceremony: After Event in Finish Arena Medal Ceremony: Salt Lake Medals' Plaza at 20:00 hrs
<b>Press conference</b>	Immediately following Flower Ceremony in Media Interview Room
<b>Course setter at start: 10:00</b> 1st run Nat: SUI 2nd run Nat:	Name(s): F. Zueger
<b>Next team captains meeting</b>	Park City, 20 February 2002 18:00
<b>Miscellaneous</b>	
Wednesday, 20 February 2002: Free Skiing GS 09:00 – 10:00	



## ENTRY LIST BY NOC / LISTE DES PARTICIPANTS PAR CNO

MEN'S SUPER-G  
SUPER-G HOMMES

SNOWBASIN SKI AREA SAT 16 FEB 2002 / SAM 16 FEV 2002 START TIME / HEURE DE DÉPART 10:00

Number of Competitors: 56

NOC	FIS Code	Name	FIS Points (February 2002 List)			
			DH	SL	GS	SG
<b>ARG</b>	30160	<b>ARSEL Nicolas</b>	69.19 (315)	55.45 (769)	45.35 (570)	48.29 (317)
	30144	<b>GARCIA JURJO Agustin</b>	71.24 (336)	82.78 (1636)	69.66 (1360)	62.63 (480)
<b>AUS</b>	40170	<b>BEAR AJ</b>	39.96 (137)	79.45 (1526)	32.87 (309)	25.00 (98)
	40171	<b>BRANCH Craig</b>	39.12 (131)	62.05 (980)	43.11 (531)	35.65 (187)
<b>AUT</b>	50024	<b>EBERHARTER Stephan</b>	0.00 (1)	141.98 (3659)	1.31 (6)	0.00 (1)
	50451	<b>GRUBER Christoph</b>	5.99 (29)	65.78 (1085)	3.27 (9)	3.15 (3)
	50124	<b>SCHIFFERER Andreas</b>	5.81 (26)	109.47 (2574)	4.88 (16)	3.84 (7)
	50182	<b>STROBL Fritz</b>	2.28 (2)	–	17.44 (88)	3.27 (5)
<b>CAN</b>	100115	<b>GRANDI Thomas</b>	123.13 (914)	11.16 (48)	5.49 (25)	19.24 (63)
	101139	<b>MC BEATH Darin</b>	24.54 (58)	55.10 (760)	29.12 (238)	24.60 (97)
	100465	<b>PODIVINSKY Ed</b>	29.87 (80)	48.24 (579)	73.83 (1529)	33.29 (163)
<b>CHI</b>	110130	<b>GAYME Maui</b>	63.15 (266)	138.65 (3562)	41.34 (496)	53.86 (387)
	110077	<b>GAYME Mikael</b>	62.56 (264)	77.67 (1467)	42.80 (525)	49.56 (326)
	110006	<b>GROB Duncan</b>	100.53 (622)	125.95 (3165)	46.43 (596)	58.15 (437)
<b>CZE</b>	150398	<b>BANK Ondrej</b>	68.15 (306)	15.79 (79)	28.74 (226)	53.73 (384)
	150421	<b>ZAHROBSKY Petr</b>	–	37.97 (357)	24.74 (158)	40.41 (234)
	150149	<b>ZAKOURIL Borek</b>	50.76 (191)	30.00 (238)	27.31 (205)	29.09 (136)
<b>FRA</b>	191115	<b>CRETIER Claude</b>	5.79 (22)	98.85 (2199)	35.28 (360)	10.02 (35)
	190945	<b>FOURNIER Sebastien</b>	17.23 (42)	61.72 (973)	18.17 (93)	14.24 (43)
	190314	<b>SAIONI Christophe</b>	24.74 (59)	94.10 (2050)	14.50 (71)	5.91 (28)
<b>GER</b>	200705	<b>RAUFFER Max</b>	17.28 (43)	–	45.65 (576)	5.91 (28)
<b>GRE</b>	230080	<b>DIMITRIADIS Vassilis</b>	–	53.77 (717)	50.83 (689)	59.79 (450)
<b>HUN</b>	240050	<b>VINCZE Peter</b>	134.77 (1106)	89.19 (1862)	98.50 (2478)	94.50 (1034)
<b>IRL</b>	270016	<b>SCHWARZACHER-JOYCE Paul</b>	86.09 (485)	189.57 (4923)	198.37 (5200)	81.52 (800)
<b>ITA</b>	291116	<b>FATTORI Alessandro</b>	5.66 (21)	46.13 (530)	107.49 (2821)	4.16 (11)
	291389	<b>FISCHNALLER Roland</b>	5.79 (22)	108.85 (2556)	35.32 (361)	15.40 (50)
	290998	<b>STAUDACHER Patrick</b>	25.52 (62)	36.65 (338)	32.70 (307)	18.70 (61)
	291641	<b>SULZENBACHER Kurt</b>	4.39 (9)	105.07 (2397)	112.88 (3012)	26.54 (113)
<b>JPN</b>	300701	<b>TAKISHITA Yasuyuki</b>	51.93 (202)	123.59 (3088)	47.10 (608)	44.80 (274)



## ENTRY LIST BY NOC / LISTE DES PARTICIPANTS PAR CNO

MEN'S SUPER-G  
SUPER-G HOMMES

SNOWBASIN SKI AREA SAT 16 FEB 2002 / SAM 16 FEV 2002 START TIME / HEURE DE DÉPART 10:00

Number of Competitors: 56

NOC	FIS Code	Name	FIS Points (February 2002 List)							
			DH		SL		GS		SG	
LIE	350032	BUECHEL Marco	30.32	(82)	54.31	(733)	5.35	(23)	5.04	(16)
	350041	HASLER Juergen	26.10	(67)	105.86	(2433)	34.88	(356)	15.14	(47)
	350066	RIEGLER Michael	65.58	(287)	102.86	(2330)	32.52	(303)	26.29	(109)
NOR	420382	AAMODT Kjetil Andre	4.13	(5)	3.28	(9)	4.58	(14)	4.07	(10)
	420470	KJUS Lasse	4.69	(12)	5.58	(21)	5.14	(21)	3.84	(7)
	420681	SIVERTSEN Kenneth	5.79	(22)	134.81	(3453)	14.26	(69)	5.44	(21)
	420911	SOLBAKKEN Bjarne	29.05	(78)	41.84	(433)	5.67	(27)	5.60	(22)
RUS	480535	CHESTAKOV Pavel	38.69	(128)	42.58	(456)	24.97	(166)	38.63	(214)
	480031	FILISCHKIN Andrej	45.62	(166)	36.64	(337)	15.89	(78)	38.85	(217)
	480670	KOMAROV Sergeij	65.43	(284)	55.32	(767)	40.57	(474)	53.84	(386)
SLO	560332	JERMAN Andrej	50.01	(185)	34.18	(301)	24.74	(158)	30.04	(144)
	560151	KOBLAR Jernej	37.43	(115)	27.85	(210)	5.99	(30)	16.03	(53)
	560187	PEN Peter	12.21	(36)	49.40	(608)	98.38	(2472)	29.84	(143)
	560302	SPAROVEC Gregor	28.77	(77)	30.37	(245)	31.38	(278)	20.99	(70)
SUI	510001	ACCOLA Paul	15.56	(38)	16.16	(84)	7.62	(35)	5.25	(19)
	510030	CUCHE Didier	4.92	(14)	173.22	(4585)	1.02	(5)	1.19	(2)
	510727	DEFAGO Didier	9.64	(34)	31.08	(260)	4.89	(17)	4.76	(12)
	510747	GRUENENFELDER Tobias	24.47	(57)	62.27	(992)	5.82	(28)	20.96	(68)
SVK	700037	HEIMSCHILD Ivan	86.10	(486)	43.28	(471)	40.00	(463)	39.10	(222)
SWE	500150	JAERBYN Patrik	6.00	(31)	56.59	(805)	12.15	(56)	5.88	(26)
	500139	NYBERG Fredrik	6.00	(31)	28.37	(218)	0.79	(2)	3.25	(4)
TJK	830006	DRYGIN Andrey	159.52	(1457)	165.86	(4371)	75.10	(1570)	89.65	(946)
UKR	690013	SKRIABIN Nikolay	83.97	(468)	61.04	(949)	55.40	(835)	71.21	(620)
USA	532490	MACARTNEY Scott	30.40	(84)	23.72	(150)	27.16	(201)	22.16	(81)
	531040	RAHLVES Daron	5.40	(18)	143.25	(3707)	15.90	(79)	4.06	(9)
	533131	SULLIVAN Marco	21.00	(49)	35.32	(320)	23.65	(147)	16.82	(57)
	532028	VONN Thomas	42.75	(146)	44.50	(487)	9.91	(42)	21.95	(79)

## LEGEND

DH Downhill SL Slalom GS Giant Slalom SG Super-G

16-02-2002 / Snowbasin (USA) / 1554



## START LIST / LISTE DE DÉPART

### MEN'S SUPER-G SUPER-G HOMMES

SNOWBASIN SKI AREA SAT 16 FEB 2002 / SAM 16 FEV 2002 START TIME / HEURE DE DÉPART 10:00

Jury			Technical Data	
<b>TD FIS</b>	FORSMARK Jarl	SWE	<b>Course Name</b>	Grizzly Super-G
<b>Referee</b>	HUJARA Guenter	FIS	<b>Start Altitude</b>	2596 m
<b>Assistant Referee</b>	SCHMALZL Helmut	FIS	<b>Finish Altitude</b>	1948 m
<b>Chief of Race</b>	LA MARCHE Tim	USA	<b>Vertical Drop</b>	648 m
<b>Start Referee</b>	PETIT Dominique	FRA	<b>Course Length</b>	2018 m
<b>Finish Referee</b>	HILSE Wolfgang	GER	<b>Homologation Number</b>	5196/137/98

#### Race Information

<b>Course Setter</b>	ZUEGER Fritz	SUI
<b>Number of Gates</b>	40	
<b>Turning Gates</b>	35	
<b>Start Time</b>	10:00	

<b>Forerunners</b>	A – T. LANNING	USA	F – G. STEPHENSON	USA
	B – K. FRANCIS	USA	G – J. HARRISON	USA
	C – A. COLE	USA	H – J. TRANSUE	USA
	D – W. BISHOP	USA	I – E. WEISS	USA
	E – W. BETSCHART	USA		

**Start Interval:** 1 – 30 : 120 sec.  
31 – 56 : 60 sec.

#### Number of Competitors: 56

Bib	FIS Code	Name	NOC	Time
1	510001	ACCOLA Paul	SUI	_____
2	350032	BUECHEL Marco	LIE	_____
3	420382	AAMODT Kjetil Andre	NOR	_____
4	531040	RAHLVES Daron	USA	_____
5	510030	CUCHE Didier	SUI	_____
6	500139	NYBERG Fredrik	SWE	_____
7	50024	EBERHARTER Stephan	AUT	_____
8	50451	GRUBER Christoph	AUT	_____
9	420470	KJUS Lasse	NOR	_____
10	50182	STROBL Fritz	AUT	_____
11	50124	SCHIFFERER Andreas	AUT	_____
12	291116	FATTORI Alessandro	ITA	_____
13	510727	DEFAGO Didier	SUI	_____
14	420681	SIVERTSEN Kenneth	NOR	_____
15	420911	SOLBAKKEN Bjarne	NOR	_____



## START LIST / LISTE DE DÉPART

### MEN'S SUPER-G SUPER-G HOMMES

SNOWBASIN SKI AREA SAT 16 FEB 2002 / SAM 16 FEV 2002 START TIME / HEURE DE DÉPART 10:00

Number of Competitors: 56

Bib	FIS Code	Name	NOC	Time
16	200705	RAUFFER Max	GER	_____
17	560332	JERMAN Andrej	SLO	_____
18	290998	STAUDACHER Patrick	ITA	_____
19	191115	CRETIER Claude	FRA	_____
20	190945	FOURNIER Sebastien	FRA	_____
21	101139	MC BEATH Darin	CAN	_____
22	291389	FISCHNALLER Roland	ITA	_____
23	190314	SAIONI Christophe	FRA	_____
24	291641	SULZENBACHER Kurt	ITA	_____
25	500150	JAERBYN Patrik	SWE	_____
26	350041	HASLER Juergen	LIE	_____
27	560187	PEN Peter	SLO	_____
28	510747	GRUENENFELDER Tobias	SUI	_____
29	560151	KOBLAR Jernej	SLO	_____
30	560302	SPAROVEC Gregor	SLO	_____
31	533131	SULLIVAN Marco	USA	_____
32	100115	GRANDI Thomas	CAN	_____
33	532028	VONN Thomas	USA	_____
34	532490	MACARTNEY Scott	USA	_____
35	40170	BEAR AJ	AUS	_____
36	350066	RIEGLER Michael	LIE	_____
37	150149	ZAKOURIL Borek	CZE	_____
38	100465	PODIVINSKY Ed	CAN	_____
39	40171	BRANCH Craig	AUS	_____
40	480535	CHESTAKOV Pavel	RUS	_____
41	480031	FILISCHKIN Andrej	RUS	_____
42	700037	HEIMSCHILD Ivan	SVK	_____
43	150421	ZAHROBSKY Petr	CZE	_____
44	300701	TAKISHITA Yasuyuki	JPN	_____
45	30160	ARSEL Nicolas	ARG	_____
46	110077	GAYME Mikael	CHI	_____
47	150398	BANK Ondrej	CZE	_____
48	480670	KOMAROV Sergeij	RUS	_____
49	110130	GAYME Maui	CHI	_____
50	110006	GROB Duncan	CHI	_____
51	230080	DIMITRIADIS Vassilis	GRE	_____
52	30144	GARCIA JURJO Agustin	ARG	_____
53	690013	SKRIABIN Nikolay	UKR	_____
54	270016	SCHWARZACHER-JOYCE Paul	IRL	_____
55	830006	DRYGIN Andrey	TJK	_____
56	240050	VINCZE Peter	HUN	_____



## OFFICIAL RESULTS / RÉSULTATS OFFICIELS

MEN'S SUPER-G  
SUPER-G HOMMES

SNOWBASIN SKI AREA SAT 16 FEB 2002 / SAM 16 FEV 2002 START TIME / HEURE DE DÉPART 10:00

Jury			Technical Data	
<b>TD FIS</b>	FORSMARK Jarl	SWE	<b>Course Name</b>	Grizzly Super-G
<b>Referee</b>	HUJARA Guenter	FIS	<b>Start Altitude</b>	2596 m
<b>Assistant Referee</b>	SCHMALZL Helmut	FIS	<b>Finish Altitude</b>	1948 m
<b>Chief of Race</b>	LA MARCHE Tim	USA	<b>Vertical Drop</b>	648 m
<b>Start Referee</b>	PETIT Dominique	FRA	<b>Course Length</b>	2018 m
<b>Finish Referee</b>	HILSE Wolfgang	GER	<b>Homologation Number</b>	5196/137/98

## Race Information


<b>Course Setter</b>	ZUEGER Fritz	SUI
<b>Number of Gates</b>	40	
<b>Turning Gates</b>	35	
<b>Start Time</b>	10:00	

<b>Forerunners</b>	A – T. LANNING	USA	F – G. STEPHENSON	USA
	B – K. FRANCIS	USA	G – J. HARRISON	USA
	C – A. COLE	USA	H – J. TRANSUE	USA
	D – W. BISHOP	USA	I – E. WEISS	USA
	E – W. BETSCHART	USA		

Weather: Clear Snow: Hard Temperature – Start: 5.0 °C / 41.0 °F Finish: 1.0 °C / 33.8 °F F-factor: 1030

## Number of Competitors: 56

Rank	Bib	FIS Code	Name	NOC	Time	Diff.	Race Points
1	3	420382	AAMODT Kjetil Andre	NOR	1:21.58		0.00
2	7	50024	EBERHARTER Stephan	AUT	1:21.68	0.10	1.26
3	11	50124	SCHIFFERER Andreas	AUT	1:21.83	0.25	3.16
4	10	50182	STROBL Fritz	AUT	1:21.92	0.34	4.29
5	15	420911	SOLBAKKEN Bjarne	NOR	1:22.10	0.52	6.57
6	13	510727	DEFAGO Didier	SUI	1:22.27	0.69	8.71
7	8	50451	GRUBER Christoph	AUT	1:22.35	0.77	9.72
8	4	531040	RAHLVES Daron	USA	1:22.48	0.90	11.36
9	33	532028	VONN Thomas	USA	1:23.22	1.64	20.71
10	1	510001	ACCOLA Paul	SUI	1:23.33	1.75	22.09
11	25	500150	JAERBYN Patrik	SWE	1:23.40	1.82	22.98
12	28	510747	GRUENENFELDER Tobias	SUI	1:23.43	1.85	23.36
13	30	560302	SPAROVEC Gregor	SLO	1:23.52	1.94	24.49
13	2	350032	BUECHEL Marco	LIE	1:23.52	1.94	24.49
15	29	560151	KOBLAR Jernej	SLO	1:23.82	2.24	28.28
15	20	190945	FOURNIER Sebastien	FRA	1:23.82	2.24	28.28





## OFFICIAL RESULTS / RÉSULTATS OFFICIELS

MEN'S SUPER-G  
SUPER-G HOMMES

SNOWBASIN SKI AREA SAT 16 FEB 2002 / SAM 16 FEV 2002 START TIME / HEURE DE DÉPART 10:00

Number of Competitors: 56

Rank	Bib	FIS Code	Name	NOC	Time	Diff.	Race Points
17	22	291389	FISCHNALLER Roland	ITA	1:23.87	2.29	28.91
18	18	290998	STAUDACHER Patrick	ITA	1:23.95	2.37	29.92
19	14	420681	SIVERTSEN Kenneth	NOR	1:24.16	2.58	32.57
20	23	190314	SAIONI Christophe	FRA	1:24.28	2.70	34.09
21	17	560332	JERMAN Andrej	SLO	1:24.35	2.77	34.97
22	16	200705	RAUFFER Max	GER	1:24.54	2.96	37.37
23	40	480535	CHESTAKOV Pavel	RUS	1:25.16	3.58	45.20
24	43	150421	ZAHROBSKY Petr	CZE	1:25.67	4.09	51.64
25	34	532490	MACARTNEY Scott	USA	1:25.80	4.22	53.28
26	24	291641	SULZENBACHER Kurt	ITA	1:26.44	4.86	61.36
27	39	40171	BRANCH Craig	AUS	1:27.15	5.57	70.32
28	42	700037	HEIMSCHILD Ivan	SVK	1:27.74	6.16	77.77
29	53	690013	SKRIABIN Nikolay	UKR	1:27.84	6.26	79.04
30	45	30160	ARSEL Nicolas	ARG	1:28.55	6.97	88.00
31	50	110006	GROB Duncan	CHI	1:30.35	8.77	110.73
32	52	30144	GARCIA JURJO Agustin	ARG	1:30.59	9.01	113.76
33	54	270016	SCHWARZACHER-JOYCE P.	IRL	1:31.30	9.72	122.72
34	56	240050	VINCZE Peter	HUN	1:50.40	28.82	363.87

## DID NOT START: 1 competitor

47 150398 BANK Ondrej CZE

## DID NOT FINISH: 18 competitors

6	500139	NYBERG Fredrik	SWE
9	420470	KJUS Lasse	NOR
12	291116	FATTORI Alessandro	ITA
19	191115	CRETIER Claude	FRA
21	101139	MC BEATH Darin	CAN
26	350041	HASLER Juergen	LIE
31	533131	SULLIVAN Marco	USA
32	100115	GRANDI Thomas	CAN
36	350066	RIEGLER Michael	LIE
37	150149	ZAKOURIL Borek	CZE
38	100465	PODIVINSKY Ed	CAN
41	480031	FILISCHKIN Andrej	RUS
44	300701	TAKISHITA Yasuyuki	JPN
46	110077	GAYME Mikael	CHI
48	480670	KOMAROV Sergeij	RUS
49	110130	GAYME Maui	CHI
51	230080	DIMITRIADIS Vassilis	GRE

#049







## OFFICIAL RESULTS / RÉSULTATS OFFICIELS

### MEN'S SUPER-G SUPER-G HOMMES

SNOWBASIN SKI AREA SAT 16 FEB 2002 / SAM 16 FEV 2002 START TIME / HEURE DE DÉPART 10:00

Number of Competitors: 56

Rank	Bib	FIS Code	Name	NOC	Time	Diff.	Race Points
	55	830006	<b>DRYGIN Andrey</b>	TJK			

**DISQUALIFIED: 3 competitors**

5	510030	<b>CUCHE Didier</b>	SUI	Gate 33	Rule 629.3
27	560187	<b>PEN Peter</b>	SLO	Gate 37	Rule 629.3
35	40170	<b>BEAR AJ</b>	AUS	Gate 34	Rule 629.3

**Reason for disqualification:**

629.3 Does not pass through a gate correctly (art. 661.4)

Technical Delegate:  
**FORSMARK, Jarl (SWE) #049**



## PENALTY CALCULATION / CALCUL DE LA PÉNALITÉ

MEN'S SUPER-G  
SUPER-G HOMMES

SNOWBASIN SKI AREA SAT 16 FEB 2002 / SAM 16 FEV 2002 START TIME / HEURE DE DÉPART 10:00

## Best 10 at Finish

Rank	Bib	FIS Code	Name	NOC	FIS Points	Best 5	Race Points
1	3	420382	AAMODT Kjetil Andre	NOR	4.07		
2	7	50024	EBERHARTER Stephan	AUT	0.00	0.00	1.26
3	11	50124	SCHIFFERER Andreas	AUT	3.84	3.84	3.16
4	10	50182	STROBL Fritz	AUT	3.27	3.27	4.29
5	15	420911	SOLBAKKEN Bjarne	NOR	5.60		
6	13	510727	DEFAGO Didier	SUI	4.76		
7	8	50451	GRUBER Christoph	AUT	3.15	3.15	9.72
8	4	531040	RAHLVES Daron	USA	4.06	4.06	11.36
9	33	532028	VONN Thomas	USA	21.95		
10	1	510001	ACCOLA Paul	SUI	5.25		

## Best 5 FIS Points at Start

Rank	Bib	FIS Code	Name	NOC	FIS Points
2	7	50024	EBERHARTER Stephan	AUT	0.00
DQ	5	510030	CUCHE Didier	SUI	1.19
7	8	50451	GRUBER Christoph	AUT	3.15
DNF	6	500139	NYBERG Fredrik	SWE	3.25
4	10	50182	STROBL Fritz	AUT	3.27

## TOTALS:

FIS Points of Best 5 at Start (B)	10.86		
FIS Points of Best at Finish in Top 10 (A)		14.32	
Race Points of Corresponding Competitors (C)			29.79
Calculated Penalty (A+B-C) : 10 =>	-0.461		
Rounded	-0.46		
Correction Value (Z)	-1.84		
Penalty Applied	0.00		

Technical Delegate:  
**FORSMARK, Jarl (SWE) #049**

## LEGEND

DQ Disqualified DNF Did Not Finish

16-02-2002 / Snowbasin (USA) / 1554



## SUPER-G FIS WCSL LIST / LISTE DE DÉPART COUPE DU MONDE FIS SUPER-G

MEN'S SUPER-G  
SUPER-G HOMMES

SNOWBASIN SKI AREA SAT 16 FEB 2002 / SAM 16 FEV 2002 START TIME / HEURE DE DÉPART 10:00

				7 DEC 2001 Val d'Isère (FRA)								
				18 JAN 2002 Kitzbühel (AUT)								
				26 JAN 2002 Garmisch-Partenkirchen (GER)								
				27 JAN 2002 Garmisch-Partenkirchen (GER)								
				16 FEB 2002 Snowbasin (USA)								
Number of Competitors: 77												
Rank	FIS Code	Name	NOC	1	2	3	4	5	Base - X + Y = WCSL-SG			
1	50024	EBERHARTER Stephan	AUT	100	100	60	100	80	288	206	440	522
2	510030	CUCHE Didier	SUI	80	60	80	80	-	222	159	300	363
3	50182	STROBL Fritz	AUT	45	22	100	50	50	55	39	267	283
4	420382	AAMODT Kjetil Andre	NOR	12	32	40	45	100	124	89	229	264
5	50451	GRUBER Christoph	AUT	50	40	26	29	36	246	176	181	251
6	50124	SCHIFFERER Andreas	AUT	14	24	50	60	60	118	84	208	242
7	500139	NYBERG Fredrik	SWE	36	36	36	40	-	222	159	148	211
8	531040	RAHLVES Daron	USA	7	50	29	24	32	170	121	142	191
9	420470	KJUS Lasse	NOR	20	45	15	36	-	193	138	116	171
10	291116	FATTORI Alessandro	ITA	15	80	7	32	-	96	69	134	161
11	510727	DEFAGO Didier	SUI	29	-	45	8	40	114	81	122	155
12	50423	MAIER Hermann	AUT	-	-	-	-	-	480	343	-	137
13	350032	BUECHEL Marco	LIE	32	15	-	12	20	118	84	79	113
13	191116	DALCIN Pierre-Emmanuel	FRA	40	16	22	22	-	45	32	100	113
15	510001	ACCOLA Paul	SUI	24	18	8	18	26	62	44	94	112
16	50360	KNAUSS Hans	AUT	-	29	32	26	-	85	61	87	111
17	420911	SOLBAKKEN Bjarne	NOR	22	20	2	-	45	58	41	89	106
18	510812	BELTRAMETTI Silvano	SUI	60	-	-	-	-	92	66	60	86
19	50149	STROBL Josef	AUT	6	-	-	-	-	264	189	6	81
20	50221	TRINKL Hannes	AUT	-	-	24	10	-	148	106	34	76
21	500150	JAERBYN Patrik	SWE	16	-	9	15	24	18	13	64	69
22	50600	GOERGL Stephan	AUT	26	9	18	14	-	4	3	67	68
23	420681	SIVERTSEN Kenneth	NOR	8	5	12	6	-	116	83	31	64
24	50043	FRANZ Werner	AUT	-	-	-	-	-	222	159	-	63
25	50058	GREBER Christian	AUT	-	12	20	20	-	-	-	52	52
26	290255	GHEDINA Kristian	ITA	10	14	13	1	-	38	27	38	49
27	190945	FOURNIER Sebastien	FRA	13	-	5	-	16	40	29	34	45
28	560151	KOBLAR Jernej	SLO	-	-	3	7	16	59	42	26	43
29	510145	LOCHER Steve	SUI	11	7	-	11	-	41	29	29	41
29	200705	RAUFFER Max	GER	-	-	14	16	-	38	27	30	41
31	50753	KROELL Klaus	AUT	-	26	10	4	-	-	-	40	40
32	510747	GRUENENFELDER Tobias	SUI	-	-	16	-	22	-	-	38	38
32	190314	SAIONI Christophe	FRA	-	-	11	10	-	58	41	21	38
34	532028	VONN Thomas	USA	-	-	-	-	29	3	2	29	30
35	510767	HOFFMANN Ambrosi	SUI	-	11	-	13	-	-	-	24	24
35	560302	SPAROVEC Gregor	SLO	-	-	-	-	20	13	9	20	24
37	510035	CAVEGN Franco	SUI	-	14	-	-	-	27	19	14	22

16-02-2002 / Snowbasin (USA) / 1554



## SUPER-G FIS WCSL LIST / LISTE DE DÉPART COUPE DU MONDE FIS SUPER-G

MEN'S SUPER-G  
SUPER-G HOMMES

SNOWBASIN SKI AREA SAT 16 FEB 2002 / SAM 16 FEV 2002 START TIME / HEURE DE DÉPART 10:00

Rank	FIS Code	Name	NOC	7 DEC 2001 Val d'Isère (FRA)					16 FEB 2002 Snowbasin (USA)			
				1	2	3	4	5	Base	- X	+ Y	= WCSL-SG
38	50310	RZEHAK Peter	AUT	18	-	-	-	-	12	9	18	21
39	420830	GROENVOLD Audun	NOR	5	-	-	-	-	49	35	5	19
40	420696	PAULSEN Lasse	NOR	9	2	-	2	-	15	11	13	17
41	191415	BOTTOLLIER Marc	FRA	3	8	-	3	-	-	-	14	14
42	510478	KERNEN Bruno	SUI	-	7	-	-	-	21	15	7	13
42	200249	STANKALLA Stefan	GER	-	-	-	-	-	45	32	-	13
42	50393	WIRTH Patrick	AUT	-	-	-	-	-	46	33	-	13
45	291389	FISCHNALLER Roland	ITA	-	10	-	-	-	-	-	10	10
45	190289	MANUEL Patrice	FRA	-	-	-	-	-	36	26	-	10
47	560298	REBERSAK Jernej	SLO	-	-	-	-	-	33	24	-	9
48	350041	HASLER Juergen	LIE	-	3	-	-	-	18	13	3	8
48	290489	SELETTO Erik	ITA	-	2	-	-	-	20	14	2	8
50	191115	CRETIER Claude	FRA	-	-	-	5	-	7	5	5	7
50	530240	FLEISCHER Chad	USA	-	-	-	-	-	25	18	-	7
52	292056	GUFLER Michael	ITA	-	-	6	-	-	-	-	6	6
52	532431	MILLER Bode	USA	-	-	-	-	-	21	15	-	6
54	290062	BORMOLINI Ivan	ITA	-	-	-	-	-	19	14	-	5
54	510051	GRUENENFELDER Juerg	SUI	-	-	-	-	-	17	12	-	5
54	50126	MAYER Christian	AUT	-	-	-	-	-	16	11	-	5
54	530667	PUCKETT P Casey	USA	-	-	-	-	-	17	12	-	5
58	50761	ALSTER Christoph	AUT	-	-	4	-	-	-	-	4	4
58	191214	BASTELICA Simon	FRA	-	-	-	-	-	15	11	-	4
58	560332	JERMAN Andrej	SLO	-	4	-	-	-	-	-	4	4
58	191007	PICCARD Jeff	FRA	4	-	-	-	-	-	-	4	4
62	190236	COVILI Frederic	FRA	-	-	-	-	-	9	6	-	3
62	201189	ECKERT Florian	GER	-	-	-	-	-	12	9	-	3
62	101139	MC BEATH Darin	CAN	-	-	-	-	-	12	9	-	3
62	290998	STAUDACHER Patrick	ITA	2	-	1	-	-	-	-	3	3
66	290117	CATTANEO Luca	ITA	-	-	-	-	-	8	6	-	2
66	510476	HERRMANN Markus	SUI	-	-	-	-	-	6	4	-	2
66	191159	MISSILLIER Sebastien	FRA	-	-	-	-	-	7	5	-	2
66	560187	PEN Peter	SLO	-	-	-	-	-	7	5	-	2
70	291990	BERBENNI Matteo	ITA	-	-	-	-	-	3	2	-	1
70	500438	BERGENDAHL Charlie	SWE	-	-	-	-	-	5	4	-	1
70	190097	BURTIN Nicolas	FRA	-	-	-	-	-	2	1	-	1
70	530137	FIALA Jakub	USA	-	-	-	-	-	5	4	-	1
70	290383	GALLI Lorenzo	ITA	-	-	-	-	-	3	2	-	1

16-02-2002 / Snowbasin (USA) / 1554



## SUPER-G FIS WCSL LIST / LISTE DE DÉPART COUPE DU MONDE FIS SUPER-G

### MEN'S SUPER-G SUPER-G HOMMES

SNOWBASIN SKI AREA SAT 16 FEB 2002 / SAM 16 FEV 2002 START TIME / HEURE DE DÉPART 10:00

Rank	FIS Code	Name	NOC	7 DEC 2001 Val d'Isère (FRA)					18 JAN 2002 Kitzbühel (AUT)				26 JAN 2002 Garmisch-Partenkirchen (GER)		27 JAN 2002 Garmisch-Partenkirchen (GER)		16 FEB 2002 Snowbasin (USA)	
				1	2	3	4	5	Base	X	Y	WCSL-SG						
70	190707	MILLET Vincent	FRA	-	-	-	-	-	5	4	-	1						
70	421040	STRAND Stein Kristian	NOR	1	-	-	-	-	-	-	1	1						
70	291641	SULZENBACHER Kurt	ITA	-	-	-	-	-	4	3	-	1						

#### Number of Competitors per Nation until 60th position

AUT : 16	FRA : 8	GER : 2	ITA : 6	LIE : 2	NOR : 6
SLO : 4	SUI : 10	SWE : 2	USA : 5		

#### LEGEND

**Base** Last season WCSL points  
**X** (Base / number of planned races in the current season) \* number of completed races in the current season  
**Y** WC points won in the current season  
**WCSL-SG** World Cup Start List points for Super-G

16-02-2002 / Snowbasin (USA) / 1554

**PROGRAM / PROGRAMME****MEN'S COMBINED DOWNHILL  
DESCENTE COMBINÉ HOMMES**

SNOWBASIN SKI AREA WED 13 FEB 2002 / MER 13 FEV 2002 START TIME / HEURE DE DÉPART 10:00

<b>Jury Inspection:</b> John Paul Quad	07:00 hrs
<b>Radios: Radio Trailer</b> Liaison Coaches: AUT / SUI	06:55 hrs
<b>Lift open:</b>	06:30
<b>Warm up and training area:</b>	As announced
<b>Inspection (one):</b>	DOWNHILL SLALOM SL: 12:00 – 12:30 hrs 08:00 – 09:00 hrs 14:00 – 14:30 hrs
<b>Entry for racers closed:</b>	1. Run 2. Run 08:15 hrs 12:15 hrs 14:15 hrs
<b>Photographers on place:</b>	1st Run 2nd Run 09:00 hrs 12:00 hrs 14:00 hrs
<b>Entry for all closed:</b>	1st Run 2nd Run 09:35 hrs 12:40 hrs 14:40 hrs
<b>Coaches in place:</b>	1st Run 2nd Run 09:40 hrs 12:45 14:45
<b>POV Camera: Start time 1st camera racer</b>	1st Run 2nd Run 09:48 hrs 12:51 hrs 14:51 hrs
<b>Forerunners:</b> DH 6 SL 3	1st Run 2nd Run 09:53 hrs 12:56 hrs 14:56 hrs
<b>Start Time racer nr 1:</b>	1st Run 2nd Run 10:00 hrs 13:00 hrs 15:00 hrs
<b>Start Interval:</b>	Downhill: 1 Minute, 15 Seconds
<b>Television breaks:</b>	No TV Breaks
<b>Yellow zones place:</b> 1) John Paul Traverse 2) Trapper's Loop	Back to start: Ski Doo; Olympic 4 Tram John Paul Quad; Olympic 4 Tram
<b>Slip crews:</b>	Continuous
<b>Intermediate times:</b>	DH: 5 + 2 speed SL: 1
<b>Prize giving ceremony: 1 - 3</b>	Flower Ceremony: After Event in Finish Arena Medal Winners are to arrive at Salt Lake Olympic Medals Plaza by 18:30 hrs
<b>Public draw:</b> Racers must appear	
<b>Press conference</b>	Immediately following Flower Ceremony in Media Interview Room
<b>Course setter at Start:</b> Nat: FIS DH: 1st run Nat: NOR 2nd run Nat: AUT	Name(s): H. Schmalzl F. Gartner G. Ehn
<b>Next team captains meeting</b>	15 February 2002 18:00 hrs
<b>Miscellaneous</b>	
Super G Free Skiing Friday, 15.02.02: 09.00 – 10:00, to be confirmed!	



## ENTRY LIST BY NOC / LISTE DES PARTICIPANTS PAR CNO

MEN'S COMBINED DOWNHILL  
DESCENTE COMBINÉ HOMMES

SNOWBASIN SKI AREA WED 13 FEB 2002 / MER 13 FEV 2002 START TIME / HEURE DE DÉPART 10:00

Number of Competitors: 47

NOC	FIS Code	Name	FIS Points (February 2002 List)			
			DH	SL	GS	SG
ARG	30160	ARSEL Nicolas	69.19 (315)	55.45 (769)	45.35 (570)	48.29 (317)
	30144	GARCIA JURJO Agustin	71.24 (336)	82.78 (1636)	69.66 (1360)	62.63 (480)
	30149	SIMARI BIRKNER Cristian Javier	26.87 (69)	15.72 (78)	17.70 (89)	25.59 (103)
AUS	40170	BEAR AJ	39.96 (137)	79.45 (1526)	32.87 (309)	25.00 (98)
	40171	BRANCH Craig	39.12 (131)	62.05 (980)	43.11 (531)	35.65 (187)
AUT	50004	ALBRECHT Kilian	96.59 (579)	4.21 (12)	54.92 (820)	63.65 (495)
	50625	RAICH Benjamin	48.36 (179)	4.47 (14)	0.82 (3)	42.80 (256)
	50547	SCHOENFELDER Rainer	51.23 (194)	1.94 (4)	19.52 (104)	155.61 (2210)
	50041	WALCHHOFER Michael	4.65 (11)	15.99 (83)	23.54 (142)	27.76 (126)
BIH	710240	BISIC Tahir	54.11 (210)	31.57 (262)	36.38 (377)	40.28 (233)
BUL	90047	GEORGIEV Stefan	88.10 (510)	23.72 (150)	50.97 (694)	137.68 (1885)
	90050	PUMPALOV Angel	97.47 (584)	28.95 (225)	68.90 (1318)	170.94 (2479)
CAN	101139	MC BEATH Darin	24.54 (58)	55.10 (760)	29.12 (238)	24.60 (97)
	100465	PODIVINSKY Ed	29.87 (80)	48.24 (579)	73.83 (1529)	33.29 (163)
	101895	ROY Jean-Philippe	60.88 (251)	5.99 (30)	10.96 (50)	32.74 (159)
CZE	150398	BANK Ondrej	68.15 (306)	15.79 (79)	28.74 (226)	53.73 (384)
	150571	HAYER Stanley	97.98 (592)	15.02 (71)	23.18 (140)	80.63 (785)
	150007	HOLICKY Jan	59.89 (246)	26.87 (190)	54.05 (792)	42.90 (258)
	150149	ZAKOURIL Borek	50.76 (191)	30.00 (238)	27.31 (205)	29.09 (136)
FRA	190930	DENERIAZ Antoine	5.54 (19)	47.05 (548)	28.27 (217)	11.67 (38)
	190278	LLORACH Gaetan	56.48 (221)	11.96 (53)	21.86 (124)	68.95 (575)
GBR	220030	GREEN Ross	67.26 (298)	43.67 (473)	30.13 (251)	43.73 (264)
IRL	270016	SCHWARZACHER-JOYCE Paul	86.09 (485)	189.57 (4923)	198.37 (5200)	81.52 (800)
ITA	291116	FATTORI Alessandro	5.66 (21)	46.13 (530)	107.49 (2821)	4.16 (11)
	290998	STAUDACHER Patrick	25.52 (62)	36.65 (338)	32.70 (307)	18.70 (61)
	291641	SULZENBACHER Kurt	4.39 (9)	105.07 (2397)	112.88 (3012)	26.54 (113)
NOR	420382	AAMODT Kjetil Andre	4.13 (5)	3.28 (9)	4.58 (14)	4.07 (10)
	420148	KARLSEN Truls Ove	51.08 (192)	9.15 (38)	17.41 (87)	36.40 (191)
	420470	KJUS Lasse	4.69 (12)	5.58 (21)	5.14 (21)	3.84 (7)
RSA	570012	HEATH Alexander	106.80 (701)	59.54 (900)	58.18 (923)	135.29 (1843)

13-02-2002 / Snowbasin (USA) / 1552



## ENTRY LIST BY NOC / LISTE DES PARTICIPANTS PAR CNO

### MEN'S COMBINED DOWNHILL DESCENTE COMBINÉ HOMMES

SNOWBASIN SKI AREA WED 13 FEB 2002 / MER 13 FEV 2002 START TIME / HEURE DE DÉPART 10:00

Number of Competitors: 47

NOC	FIS Code	Name	FIS Points (February 2002 List)			
			DH	SL	GS	SG
<b>RUS</b>	480535	<b>CHESTAKOV Pavel</b>	38.69 (128)	42.58 (456)	24.97 (166)	38.63 (214)
	480031	<b>FILISCHKIN Andrej</b>	45.62 (166)	36.64 (337)	15.89 (78)	38.85 (217)
	480613	<b>KEDRIN Maxim</b>	63.14 (265)	45.68 (517)	41.28 (493)	40.12 (230)
	480670	<b>KOMAROV Sergeij</b>	65.43 (284)	55.32 (767)	40.57 (474)	53.84 (386)
<b>SLO</b>	560371	<b>DRAGSIC Mitja</b>	64.13 (276)	9.73 (39)	20.38 (113)	60.79 (462)
	560332	<b>JERMAN Andrej</b>	50.01 (185)	34.18 (301)	24.74 (158)	30.04 (144)
	560151	<b>KOBLAR Jernej</b>	37.43 (115)	27.85 (210)	5.99 (30)	16.03 (53)
	560302	<b>SPAROVEC Gregor</b>	28.77 (77)	30.37 (245)	31.38 (278)	20.99 (70)
<b>SUI</b>	510001	<b>ACCOLA Paul</b>	15.56 (38)	16.16 (84)	7.62 (35)	5.25 (19)
	510727	<b>DEFAGO Didier</b>	9.64 (34)	31.08 (260)	4.89 (17)	4.76 (12)
	510478	<b>KERNEN Bruno</b>	4.86 (13)	33.69 (292)	39.78 (456)	27.22 (122)
<b>SVK</b>	700037	<b>HEIMSCHILD Ivan</b>	86.10 (486)	43.28 (471)	40.00 (463)	39.10 (222)
	700034	<b>RAJCAN Michal</b>	74.55 (371)	28.76 (222)	57.33 (902)	77.48 (741)
<b>UKR</b>	690013	<b>SKRIABIN Nikolay</b>	83.97 (468)	61.04 (949)	55.40 (835)	71.21 (620)
<b>USA</b>	530137	<b>FIALA Jakub</b>	28.31 (75)	68.56 (1185)	22.72 (134)	24.53 (96)
	532431	<b>MILLER Bode</b>	37.88 (123)	0.48 (2)	1.87 (7)	26.29 (109)
	530667	<b>PUCKETT P Casey</b>	19.27 (46)	10.43 (41)	32.51 (302)	23.56 (91)

#### LEGEND

**DH** Downhill    **SL** Slalom    **GS** Giant Slalom    **SG** Super-G

13-02-2002 / Snowbasin (USA) / 1552



**START LIST / LISTE DE DÉPART****MEN'S COMBINED DOWNHILL  
DESCENTE COMBINÉ HOMMES**

SNOWBASIN SKI AREA WED 13 FEB 2002 / MER 13 FEV 2002 START TIME / HEURE DE DÉPART 10:00

Jury			Technical Data	
<b>TD FIS</b>	FORSMARK Jarl	SWE	<b>Course Name</b>	Grizzly Downhill
<b>Referee</b>	HUJARA Guenter	FIS	<b>Start Altitude</b>	2787 m
<b>Assistant Referee</b>	SCHMALZL Helmut	FIS	<b>Finish Altitude</b>	1948 m
<b>Chief of Race</b>	LA MARCHE Tim	USA	<b>Vertical Drop</b>	839 m
<b>Start Referee</b>	PETIT Dominique	FRA	<b>Course Length</b>	2679 m
<b>Finish Referee</b>	HILSE Wolfgang	GER	<b>Homologation Number</b>	5195/136/98

**Race Information**

<b>Course Setter</b>	SCHMALZL Helmut	FIS
<b>Number of Gates</b>	35	
<b>Start Time</b>	10:00	

<b>Forerunners</b>	A – A. COLE	USA	F – W. BETSCHART	USA
	B – K. FRANCIS	USA	G – J. HARRISON	USA
	C – B. FISCHER	USA	H – J. TRANSUE	USA
	D – G. STEPHENSON	USA	I – E. WEISS	USA
	E – W. BISHOP	USA		

**Start Interval:** 1 – 47 : 75 sec.**Number of Competitors: 47**

Bib	FIS Code	Name	NOC	Time
1	560302	SPAROVEC Gregor	SLO	_____
2	100465	PODIVINSKY Ed	CAN	_____
3	101139	MC BEATH Darin	CAN	_____
4	510727	DEFAGO Didier	SUI	_____
5	190930	DENERIAZ Antoine	FRA	_____
6	50041	WALCHHOFER Michael	AUT	_____
7	420382	AAMODT Kjetil Andre	NOR	_____
8	291641	SULZENBACHER Kurt	ITA	_____
9	510001	ACCOLA Paul	SUI	_____
10	420470	KJUS Lasse	NOR	_____
11	510478	KERNEN Bruno	SUI	_____
12	291116	FATTORI Alessandro	ITA	_____
13	530137	FIALA Jakub	USA	_____
14	290998	STAUDACHER Patrick	ITA	_____
15	532431	MILLER Bode	USA	_____



## START LIST / LISTE DE DÉPART

### MEN'S COMBINED DOWNHILL DESCENTE COMBINÉ HOMMES

SNOWBASIN SKI AREA WED 13 FEB 2002 / MER 13 FEV 2002 START TIME / HEURE DE DÉPART 10:00

Number of Competitors: 47

Bib	FIS Code	Name	NOC	Time
16	50625	RAICH Benjamin	AUT	_____
17	30149	SIMARI BIRKNER Cristian Javier	ARG	_____
18	530667	PUCKETT P Casey	USA	_____
19	40170	BEAR AJ	AUS	_____
20	190278	LLORACH Gaetan	FRA	_____
21	50547	SCHOENFELDER Rainer	AUT	_____
22	150007	HOLICKY Jan	CZE	_____
23	560332	JERMAN Andrej	SLO	_____
24	480031	FILISCHKIN Andrej	RUS	_____
25	710240	BISIC Tahir	BIH	_____
26	560151	KOBLAR Jernej	SLO	_____
27	40171	BRANCH Craig	AUS	_____
28	150149	ZAKOURIL Borek	CZE	_____
29	420148	KARLSEN Truls Ove	NOR	_____
30	480535	CHESTAKOV Pavel	RUS	_____
31	101895	ROY Jean-Philippe	CAN	_____
32	480613	KEDRIN Maxim	RUS	_____
33	560371	DRAGSIC Mitja	SLO	_____
34	480670	KOMAROV Sergeij	RUS	_____
35	220030	GREEN Ross	GBR	_____
36	150398	BANK Ondrej	CZE	_____
37	30160	ARSEL Nicolas	ARG	_____
38	30144	GARCIA JURJO Agustin	ARG	_____
39	700034	RAJCAN Michal	SVK	_____
40	690013	SKRIABIN Nikolay	UKR	_____
41	270016	SCHWARZACHER-JOYCE Paul	IRL	_____
42	700037	HEIMSCHILD Ivan	SVK	_____
43	90047	GEORGIEV Stefan	BUL	_____
44	50004	ALBRECHT Kilian	AUT	_____
45	90050	PUMPALOV Angel	BUL	_____
46	150571	HAYER Stanley	CZE	_____
47	570012	HEATH Alexander	RSA	_____



## OFFICIAL RESULTS / RÉSULTATS OFFICIELS

### MEN'S COMBINED DOWNHILL DESCENTE COMBINÉ HOMMES

SNOWBASIN SKI AREA WED 13 FEB 2002 / MER 13 FEV 2002 START TIME / HEURE DE DÉPART 10:00

Jury			Technical Data	
<b>TD FIS</b>	FORSMARK Jarl	SWE	<b>Course Name</b>	Grizzly Downhill
<b>Referee</b>	HUJARA Guenter	FIS	<b>Start Altitude</b>	2787 m
<b>Assistant Referee</b>	SCHMALZL Helmut	FIS	<b>Finish Altitude</b>	1948 m
<b>Chief of Race</b>	LA MARCHE Tim	USA	<b>Vertical Drop</b>	839 m
<b>Start Referee</b>	PETIT Dominique	FRA	<b>Course Length</b>	2679 m
<b>Finish Referee</b>	HILSE Wolfgang	GER	<b>Homologation Number</b>	5195/136/98

#### Race Information

<b>Course Setter</b>	SCHMALZL Helmut	FIS
<b>Number of Gates</b>	35	
<b>Start Time</b>	10:00	

<b>Forerunners</b>	A – A. COLE	USA	F – W. BETSCHART	USA
	B – K. FRANCIS	USA	G – J. HARRISON	USA
	C – B. FISCHER	USA	H – J. TRANSUE	USA
	D – G. STEPHENSON	USA	I – E. WEISS	USA
	E – W. BISHOP	USA		

**Weather:** Mostly Cloudy **Snow:** Hard **Temperature – Start:** –4.0 °C / 24.8 °F **Finish:** –6.0 °C / 21.2 °F **F-factor:** 1280

#### Number of Competitors: 47

Rank	Bib	FIS Code	Name	NOC	Time	Diff.	Race Points
1	7	420382	AAMODT Kjetil Andre	NOR	1:38.79		0.00
2	10	420470	KJUS Lasse	NOR	1:38.97	0.18	2.33
3	14	290998	STAUDACHER Patrick	ITA	1:39.23	0.44	5.70
4	9	510001	ACCOLA Paul	SUI	1:39.62	0.83	10.75
5	12	291116	FATTORI Alessandro	ITA	1:40.15	1.36	17.62
6	16	50625	RAICH Benjamin	AUT	1:41.05	2.26	29.28
7	3	101139	MC BEATH Darin	CAN	1:41.07	2.28	29.54
8	15	532431	MILLER Bode	USA	1:41.23	2.44	31.61
9	30	480535	CHESTAKOV Pavel	RUS	1:41.45	2.66	34.47
10	28	150149	ZAKOURIL Borek	CZE	1:41.64	2.85	36.93
11	26	560151	KOBLAR Jernej	SLO	1:41.70	2.91	37.70
12	13	530137	FIALA Jakub	USA	1:41.85	3.06	39.65
13	21	50547	SCHOENFELDER Rainer	AUT	1:41.90	3.11	40.30
14	5	190930	DENERIAZ Antoine	FRA	1:41.91	3.12	40.43
15	22	150007	HOLICKY Jan	CZE	1:42.85	4.06	52.60

#049





## OFFICIAL RESULTS / RÉSULTATS OFFICIELS

MEN'S COMBINED DOWNHILL  
DESCENTE COMBINÉ HOMMES

SNOWBASIN SKI AREA WED 13 FEB 2002 / MER 13 FEV 2002 START TIME / HEURE DE DÉPART 10:00

## Number of Competitors: 47

Rank	Bib	FIS Code	Name	NOC	Time	Diff.	Race Points
16	24	480031	FILISCHKIN Andrej	RUS	1:43.04	4.25	55.07
17	35	220030	GREEN Ross	GBR	1:43.30	4.51	58.44
18	31	101895	ROY Jean-Philippe	CAN	1:43.31	4.52	58.56
19	44	50004	ALBRECHT Kilian	AUT	1:43.32	4.53	58.69
20	34	480670	KOMAROV Sergeij	RUS	1:43.47	4.68	60.64
21	43	90047	GEORGIEV Stefan	BUL	1:44.25	5.46	70.74
22	40	690013	SKRIABIN Nikolay	UKR	1:44.80	6.01	77.87
23	42	700037	HEIMSCHILD Ivan	SVK	1:44.89	6.10	79.04
24	46	150571	HAYER Stanley	CZE	1:45.30	6.51	84.35
25	37	30160	ARSEL Nicolas	ARG	1:48.12	9.33	120.89

## DISQUALIFIED DOWNHILL: 6 competitors

17	30149	SIMARI BIRKNER Cristian	ARG	Rule 627.2
27	40171	BRANCH Craig	AUS	Rule 627.2
33	560371	DRAGSIC Mitja	SLO	Rule 627.2
39	700034	RAJCAN Michal	SVK	Rule 627.2
41	270016	SCHWARZACHER-JOYCE P.	IRL	Rule 627.2
45	90050	PUMPALOV Angel	BUL	Rule 627.2

## DID NOT START SLALOM 1st RUN: 2 competitors

--	291641	SULZENBACHER Kurt	ITA
--	480613	KEDRIN Maxim	RUS

## DID NOT FINISH SLALOM 1st RUN: 12 competitors

--	190278	LLORACH Gaetan	FRA
--	530667	PUCKETT P Casey	USA
--	420148	KARLSEN Truls Ove	NOR
--	50041	WALCHHOFER Michael	AUT
--	560302	SPAROVEC Gregor	SLO
--	510727	DEFAGO Didier	SUI
--	710240	BISIC Tahir	BIH
--	510478	KERNEN Bruno	SUI
--	560332	JERMAN Andrej	SLO
--	100465	PODIVINSKY Ed	CAN
--	570012	HEATH Alexander	RSA
--	30144	GARCIA JURJO Agustin	ARG

## DID NOT FINISH SLALOM 2nd RUN: 1 competitor

--	150398	BANK Ondrej	CZE
----	--------	-------------	-----

#049





## OFFICIAL RESULTS / RÉSULTATS OFFICIELS

### MEN'S COMBINED DOWNHILL DESCENTE COMBINÉ HOMMES

SNOWBASIN SKI AREA WED 13 FEB 2002 / MER 13 FEV 2002 START TIME / HEURE DE DÉPART 10:00

Number of Competitors: 47

Rank	Bib	FIS Code	Name	NOC	Time	Diff.	Race Points
<b>DISQUALIFIED SLALOM 2nd RUN: 1 competitor</b>							
--		40170	<b>BEAR AJ</b>	AUS	Gate 39	Rule 629.3	

#### Reason for disqualification:

627.2 Violates the FIS rules in regard to equipment (art. 222) and commercial markings (art. 207)

629.3 Does not pass through a gate correctly (art. 661.4)

Technical Delegate:  
**FORSMARK, Jarl (SWE) #049**



## PENALTY CALCULATION / CALCUL DE LA PÉNALITÉ

MEN'S COMBINED DOWNHILL  
DESCENTE COMBINÉ HOMMES

SNOWBASIN SKI AREA WED 13 FEB 2002 / MER 13 FEV 2002 START TIME / HEURE DE DÉPART 10:00

### Best 10 at Finish

Rank	Bib	FIS Code	Name	NOC	FIS Points	Best 5	Race Points
1	7	420382	AAMODT Kjetil Andre	NOR	4.13	4.13	0.00
2	10	420470	KJUS Lasse	NOR	4.69	4.69	2.33
3	14	290998	STAUDACHER Patrick	ITA	25.52		
4	9	510001	ACCOLA Paul	SUI	15.56	15.56	10.75
5	12	291116	FATTORI Alessandro	ITA	5.66	5.66	17.62
6	16	50625	RAICH Benjamin	AUT	48.36		
7	3	101139	MC BEATH Darin	CAN	24.54	24.54	29.54
8	15	532431	MILLER Bode	USA	37.88		
9	30	480535	CHESTAKOV Pavel	RUS	38.69		
10	28	150149	ZAKOURIL Borek	CZE	50.76		

### Best 5 FIS Points at Start

Rank	Bib	FIS Code	Name	NOC	FIS Points
1	7	420382	AAMODT Kjetil Andre	NOR	4.13
0	8	291641	SULZENBACHER Kurt	ITA	4.39
0	6	50041	WALCHHOFER Michael	AUT	4.65
2	10	420470	KJUS Lasse	NOR	4.69
0	11	510478	KERNEN Bruno	SUI	4.86

<b>TOTALS:</b>			
	FIS Points of Best 5 at Start (B)	22.72	
	FIS Points of Best at Finish in Top 10 (A)		54.58
	Race Points of Corresponding Competitors (C)		60.24
	Calculated Penalty (A+B-C) : 10 =>	1.706	
	Rounded	1.71	
	Correction Value (Z)	8.15	
	Penalty Applied	0.00	

Technical Delegate:  
FORSMARK, Jarl (SWE) #049

**START LIST / LISTE DE DÉPART**
**MEN'S COMBINED SLALOM 1st RUN**  
**SLALOM COMBINÉ HOMMES 1ère MANCHE**

SNOWBASIN SKI AREA WED 13 FEB 2002 / MER 13 FEV 2002 START TIME / HEURE DE DÉPART 13:00

Jury			Technical Data		
<b>TD FIS</b>	FORSMARK Jarl	SWE	<b>Course Name</b>	Wildflower Slalom	
<b>Referee</b>	HUJARA Guenter	FIS	<b>Start Altitude</b>	2113 m	
<b>Chief of Race</b>	LA MARCHE Tim	USA	<b>Finish Altitude</b>	1948 m	
<b>Start Referee</b>	PETIT Dominique	FRA	<b>Vertical Drop</b>	165 m	
<b>Finish Referee</b>	HILSE Wolfgang	GER	<b>Homologation Number</b>	5772/282/00	
Race Information 1st Run			Race Information 2nd Run		
<b>Course Setter</b>	GARTNER F.	NOR	<b>Course Setter</b>	EHN G.	AUT
<b>Number of Gates</b>	58		<b>Number of Gates</b>	60	
<b>Start Time</b>	13:00		<b>Start Time</b>	15:00	
<b>Forerunners</b>	A – T. LANNING	USA	<b>Forerunners</b>	A – T. LANNING	USA
	B – J. TRANSUE	USA		B – J. TRANSUE	USA
	C – E. WEISS	USA		C – E. WEISS	USA
	D – B. FISCHER	USA		D – B. FISCHER	USA

**Number of Competitors: 40**

Start Order	Bib	FIS Code	Name	NOC	DH	Diff.	Rank	Time	Total
1	1	50547	SCHOENFELDER Rainer	AUT	1:41.90	3.11	23		
2	2	420382	AAMODT Kjetil Andre	NOR	1:38.79	0.00	1		
3	3	50625	RAICH Benjamin	AUT	1:41.05	2.26	13		
4	4	101895	ROY Jean-Philippe	CAN	1:43.31	4.52	31		
5	5	420470	KJUS Lasse	NOR	1:38.97	0.18	2		
6	6	50004	ALBRECHT Kilian	AUT	1:43.32	4.53	32		
7	7	532431	MILLER Bode	USA	1:41.23	2.44	15		
8	8	190278	LLORACH Gaetan	FRA	1:40.56	1.77	10		
9	9	150398	BANK Ondrej	CZE	1:42.71	3.92	26		
10	10	150571	HAYER Stanley	CZE	1:45.30	6.51	37		
11	11	530667	PUCKETT P Casey	USA	1:41.80	3.01	20		
12	12	420148	KARLSEN Truls Ove	NOR	1:41.85	3.06	21		
13	13	510001	ACCOLA Paul	SUI	1:39.62	0.83	4		
14	14	50041	WALCHHOFER Michael	AUT	1:39.94	1.15	5		
15	15	90047	GEORGIEV Stefan	BUL	1:44.25	5.46	34		



## START LIST / LISTE DE DÉPART

### MEN'S COMBINED SLALOM 1st RUN SLALOM COMBINÉ HOMMES 1ère MANCHE

SNOWBASIN SKI AREA WED 13 FEB 2002 / MER 13 FEV 2002 START TIME / HEURE DE DÉPART 13:00

Number of Competitors: 40

Start Order	Bib	FIS Code	Name	NOC	DH	Diff.	Rank	Time	Total
16	16	150007	HOLICKY Jan	CZE	1:42.85	4.06	28		
17	17	560151	KOBLAR Jernej	SLO	1:41.70	2.91	19		
18	18	150149	ZAKOURIL Borek	CZE	1:41.64	2.85	18		
19	19	560302	SPAROVEC Gregor	SLO	1:40.42	1.63	9		
20	20	510727	DEFAGO Didier	SUI	1:40.04	1.25	6		
21	21	710240	BISIC Tahir	BIH	1:48.68	9.89	40		
22	22	510478	KERNEN Bruno	SUI	1:40.07	1.28	7		
23	23	560332	JERMAN Andrej	SLO	1:42.42	3.63	25		
24	24	480031	FILISCHKIN Andrej	RUS	1:43.04	4.25	29		
25	25	290998	STAUDACHER Patrick	ITA	1:39.23	0.44	3		
26	26	480535	CHESTAKOV Pavel	RUS	1:41.45	2.66	16		
27	27	700037	HEIMSCHILD Ivan	SVK	1:44.89	6.10	36		
28	28	220030	GREEN Ross	GBR	1:43.30	4.51	30		
29	29	480613	KEDRIN Maxim	RUS	1:42.81	4.02	27		
30	30	291116	FATTORI Alessandro	ITA	1:40.15	1.36	8		
31	31	190930	DENERIAZ Antoine	FRA	1:41.91	3.12	24		
32	32	100465	PODIVINSKY Ed	CAN	1:40.59	1.80	11		
33	33	101139	MC BEATH Darin	CAN	1:41.07	2.28	14		
34	34	480670	KOMAROV Sergeij	RUS	1:43.47	4.68	33		
35	35	30160	ARSEL Nicolas	ARG	1:48.12	9.33	39		
36	36	570012	HEATH Alexander	RSA	1:47.27	8.48	38		
37	37	690013	SKRIABIN Nikolay	UKR	1:44.80	6.01	35		
38	38	530137	FIALA Jakub	USA	1:41.85	3.06	21		
39	39	40170	BEAR AJ	AUS	1:41.02	2.23	12		
40	40	30144	GARCIA JURJO Agustin	ARG	1:49.77	10.98	41		

#### LEGEND

DH Time of Downhill

13-02-2002 / Snowbasin (USA) / 1553



**START LIST / LISTE DE DÉPART**
**MEN'S COMBINED SLALOM 2nd RUN**  
**SLALOM COMBINÉ HOMMES 2e MANCHE**

SNOWBASIN SKI AREA WED 13 FEB 2002 / MER 13 FEV 2002 START TIME / HEURE DE DÉPART 15:00

Jury			Technical Data		
<b>TD FIS</b>	FORSMARK Jarl	SWE	<b>Course Name</b>	Wildflower Slalom	
<b>Referee</b>	HUJARA Guenter	FIS	<b>Start Altitude</b>	2113 m	
<b>Chief of Race</b>	LA MARCHE Tim	USA	<b>Finish Altitude</b>	1948 m	
<b>Start Referee</b>	PETIT Dominique	FRA	<b>Vertical Drop</b>	165 m	
<b>Finish Referee</b>	HILSE Wolfgang	GER	<b>Homologation Number</b>	5772/282/00	
Race Information 1st Run			Race Information 2nd Run		
<b>Course Setter</b>	GARTNER F.	NOR	<b>Course Setter</b>	EHN G.	AUT
<b>Number of Gates</b>	58		<b>Number of Gates</b>	60	
<b>Start Time</b>	13:00		<b>Start Time</b>	15:00	
<b>Forerunners</b>	A – T. LANNING	USA	<b>Forerunners</b>	A – T. LANNING	USA
	B – J. TRANSUE	USA		B – J. TRANSUE	USA
	C – E. WEISS	USA		C – E. WEISS	USA
	D – B. FISCHER	USA		D – B. FISCHER	USA

**Number of Competitors: 27**

Start Order	Bib	FIS Code	Name	NOC	DH + SL1	Diff.	Rank	Time	Total
1	33	101139	MC BEATH Darin	CAN	2:32.85	7.18	15		
2	10	150571	HAYER Stanley	CZE	2:32.45	6.78	14		
3	18	150149	ZAKOURIL Borek	CZE	2:31.16	5.49	13		
4	9	150398	BANK Ondrej	CZE	2:30.96	5.29	12		
5	30	291116	FATTORI Alessandro	ITA	2:30.45	4.78	11		
6	4	101895	ROY Jean-Philippe	CAN	2:30.18	4.51	10		
7	17	560151	KOBLAR Jernej	SLO	2:30.12	4.45	9		
8	6	50004	ALBRECHT Kilian	AUT	2:29.45	3.78	8		
9	25	290998	STAUDACHER Patrick	ITA	2:28.74	3.07	7		
10	13	510001	ACCOLA Paul	SUI	2:28.35	2.68	6		
11	7	532431	MILLER Bode	USA	2:28.11	2.44	5		
12	1	50547	SCHOENFELDER Rainer	AUT	2:27.36	1.69	4		
13	3	50625	RAICH Benjamin	AUT	2:27.35	1.68	3		
14	5	420470	KJUS Lasse	NOR	2:26.69	1.02	2		
15	2	420382	AAMODT Kjetil Andre	NOR	2:25.67	0.00	1		

**START LIST / LISTE DE DÉPART**
**MEN'S COMBINED SLALOM 2nd RUN**  
**SLALOM COMBINÉ HOMMES 2e MANCHE**

SNOWBASIN SKI AREA WED 13 FEB 2002 / MER 13 FEV 2002 START TIME / HEURE DE DÉPART 15:00

**Number of Competitors: 27**

Start Order	Bib	FIS Code	Name	NOC	DH + SL1	Diff.	Rank	Time	Total
16	38	530137	<b>FIALA Jakub</b>	USA	2:33.09	7.42	16	_____	_____
17	24	480031	<b>FILISCHKIN Andrej</b>	RUS	2:33.23	7.56	17	_____	_____
18	28	220030	<b>GREEN Ross</b>	GBR	2:33.27	7.60	18	_____	_____
19	39	40170	<b>BEAR AJ</b>	AUS	2:33.47	7.80	19	_____	_____
20	16	150007	<b>HOLICKY Jan</b>	CZE	2:33.67	8.00	20	_____	_____
21	31	190930	<b>DENERIAZ Antoine</b>	FRA	2:33.73	8.06	21	_____	_____
22	15	90047	<b>GEORGIEV Stefan</b>	BUL	2:33.88	8.21	22	_____	_____
23	26	480535	<b>CHESTAKOV Pavel</b>	RUS	2:33.99	8.32	23	_____	_____
24	34	480670	<b>KOMAROV Sergeij</b>	RUS	2:35.13	9.46	24	_____	_____
25	27	700037	<b>HEIMSCHILD Ivan</b>	SVK	2:37.61	11.94	25	_____	_____
26	35	30160	<b>ARSEL Nicolas</b>	ARG	2:39.36	13.69	26	_____	_____
27	37	690013	<b>SKRIABIN Nikolay</b>	UKR	2:39.83	14.16	27	_____	_____

**LEGEND**
**DH + SL1** Cumulated time of Downhill and Slalom 1st run

13-02-2002 / Snowbasin (USA) / 1553



## OFFICIAL RESULTS / RÉSULTATS OFFICIELS

MEN'S COMBINED SLALOM  
SLALOM COMBINÉ HOMMES

SNOWBASIN SKI AREA WED 13 FEB 2002 / MER 13 FEV 2002 START TIME / HEURE DE DÉPART 15:00

Jury			Technical Data		
<b>TD FIS</b>	FORSMARK Jarl	SWE	<b>Course Name</b>	Wildflower Slalom	
<b>Referee</b>	HUJARA Guenter	FIS	<b>Start Altitude</b>	2113 m	
<b>Chief of Race</b>	LA MARCHE Tim	USA	<b>Finish Altitude</b>	1948 m	
<b>Start Referee</b>	PETIT Dominique	FRA	<b>Vertical Drop</b>	165 m	
<b>Finish Referee</b>	HILSE Wolfgang	GER	<b>Homologation Number</b>	5772/282/00	
Race Information 1st Run			Race Information 2nd Run		
<b>Course Setter</b>	GARTNER F.	NOR	<b>Course Setter</b>	EHN G.	AUT
<b>Number of Gates</b>	58		<b>Number of Gates</b>	60	
<b>Start Time</b>	13:00		<b>Start Time</b>	15:00	
<b>Forerunners</b>	A – T. LANNING	USA	<b>Forerunners</b>	A – T. LANNING	USA
	B – J. TRANSUE	USA		B – J. TRANSUE	USA
	C – E. WEISS	USA		C – E. WEISS	USA
	D – B. FISCHER	USA		D – B. FISCHER	USA

Weather: Mostly Cloudy Snow: Hard Temperature – Start: –4.0 °C / 24.8 °F Finish: 0.0 °C / 32.0 °F F–factor: 570

## Number of Competitors: 47

Rank	Bib	FIS Code	Name	NOC	1st Run	2nd Run	Total	Diff.	Race Points
1	7	532431	MILLER Bode	USA	46.88	49.73	1:36.61		0.00
2	1	50547	SCHOENFELDER Rainer	AUT	45.46	51.31	1:36.77	0.16	0.94
3	3	50625	RAICH Benjamin	AUT	46.30	50.91	1:37.21	0.60	3.54
4	2	420382	AAMODT Kjetil Andre	NOR	46.88	51.89	1:38.77	2.16	12.74
5	10	150571	HAYER Stanley	CZE	47.15	51.99	1:39.14	2.53	14.93
6	4	101895	ROY Jean-Philippe	CAN	46.87	52.50	1:39.37	2.76	16.28
7	5	420470	KJUS Lasse	NOR	47.72	53.11	1:40.83	4.22	24.90
8	6	50004	ALBRECHT Kilian	AUT	46.13	55.50	1:41.63	5.02	29.62
9	17	560151	KOBLAR Jernej	SLO	48.42	53.35	1:41.77	5.16	30.44
10	13	510001	ACCOLA Paul	SUI	48.73	53.91	1:42.64	6.03	35.58
11	25	290998	STAUDACHER Patrick	ITA	49.51	53.73	1:43.24	6.63	39.12
12	18	150149	ZAKOURIL Borek	CZE	49.52	54.04	1:43.56	6.95	41.01
13	24	480031	FILISCHKIN Andrej	RUS	50.19	54.91	1:45.10	8.49	50.09
14	15	90047	GEORGIEV Stefan	BUL	49.63	55.51	1:45.14	8.53	50.33
15	30	291116	FATTORI Alessandro	ITA	50.30	55.12	1:45.42	8.81	51.98

#049





## OFFICIAL RESULTS / RÉSULTATS OFFICIELS

MEN'S COMBINED SLALOM  
SLALOM COMBINÉ HOMMES

SNOWBASIN SKI AREA WED 13 FEB 2002 / MER 13 FEV 2002 START TIME / HEURE DE DÉPART 15:00

## Number of Competitors: 47

Rank	Bib	FIS Code	Name	NOC	1st Run	2nd Run	Total	Diff.	Race Points
16	28	220030	GREEN Ross	GBR	49.97	55.84	1:45.81	9.20	54.28
17	16	150007	HOLICKY Jan	CZE	50.82	57.48	1:48.30	11.69	68.97
18	35	30160	ARSEL Nicolas	ARG	51.24	57.22	1:48.46	11.85	69.92
19	33	101139	MC BEATH Darin	CAN	51.78	56.72	1:48.50	11.89	70.15
20	34	480670	KOMAROV Sergeij	RUS	51.66	56.90	1:48.56	11.95	70.51
21	38	530137	FIALA Jakub	USA	51.24	57.34	1:48.58	11.97	70.62
22	26	480535	CHESTAKOV Pavel	RUS	52.54	56.19	1:48.73	12.12	71.51
23	31	190930	DENERIAZ Antoine	FRA	51.82	58.24	1:50.06	13.45	79.36
24	27	700037	HEIMSCHILD Ivan	SVK	52.72	59.17	1:51.89	15.28	90.15
25	37	690013	SKRIABIN Nikolay	UKR	55.03	1:01.23	1:56.26	19.65	115.94

## DISQUALIFIED DOWNHILL: 6 competitors

--	30149	SIMARI BIRKNER Cristian	ARG	Rule 627.2
--	40171	BRANCH Craig	AUS	Rule 627.2
--	560371	DRAGSIC Mitja	SLO	Rule 627.2
--	700034	RAJCAN Michal	SVK	Rule 627.2
--	270016	SCHWARZACHER-JOYCE P.	IRL	Rule 627.2
--	90050	PUMPALOV Angel	BUL	Rule 627.2

## DID NOT START SLALOM 1st RUN: 2 competitors

--	291641	SULZENBACHER Kurt	ITA
29	480613	KEDRIN Maxim	RUS

## DID NOT FINISH SLALOM 1st RUN: 12 competitors

8	190278	LLORACH Gaetan	FRA
11	530667	PUCKETT P Casey	USA
12	420148	KARLSEN Truls Ove	NOR
14	50041	WALCHHOFER Michael	AUT
19	560302	SPAROVEC Gregor	SLO
20	510727	DEFAGO Didier	SUI
21	710240	BISIC Tahir	BIH
22	510478	KERNEN Bruno	SUI
23	560332	JERMAN Andrej	SLO
32	100465	PODIVINSKY Ed	CAN
36	570012	HEATH Alexander	RSA
40	30144	GARCIA JURJO Agustin	ARG

## DID NOT FINISH SLALOM 2nd RUN: 1 competitor

9	150398	BANK Ondrej	CZE
---	--------	-------------	-----

#049





## OFFICIAL RESULTS / RÉSULTATS OFFICIELS

### MEN'S COMBINED SLALOM SLALOM COMBINÉ HOMMES

SNOWBASIN SKI AREA WED 13 FEB 2002 / MER 13 FEV 2002 START TIME / HEURE DE DÉPART 15:00

Number of Competitors: 47

Rank	Bib	FIS Code	Name	NOC	1st Run	2nd Run	Total	Diff.	Race Points
------	-----	----------	------	-----	---------	---------	-------	-------	-------------

#### DISQUALIFIED SLALOM 2nd RUN: 1 competitor

39	40170	<b>BEAR AJ</b>	AUS	Gate 39	Rule 629.3				
----	-------	----------------	-----	---------	------------	--	--	--	--

#### Reason for disqualification:

627.2 Violates the FIS rules in regard to equipment (art. 222) and commercial markings (art. 207)

629.3 Does not pass through a gate correctly (art. 661.4)

Technical Delegate:  
**FORSMARK, Jarl (SWE) #049**



## PENALTY CALCULATION / CALCUL DE LA PÉNALITÉ

MEN'S COMBINED SLALOM  
SLALOM COMBINÉ HOMMES

SNOWBASIN SKI AREA WED 13 FEB 2002 / MER 13 FEV 2002 START TIME / HEURE DE DÉPART 15:00

## Best 10 at Finish

Rank	Bib	FIS Code	Name	NOC	FIS Points	Best 5	Race Points
1	7	532431	MILLER Bode	USA	0.48	0.48	0.00
2	1	50547	SCHOENFELDER Rainer	AUT	1.94	1.94	0.94
3	3	50625	RAICH Benjamin	AUT	4.47	4.47	3.54
4	2	420382	AAMODT Kjetil Andre	NOR	3.28	3.28	12.74
5	10	150571	HAYER Stanley	CZE	15.02		
6	4	101895	ROY Jean-Philippe	CAN	5.99		
7	5	420470	KJUS Lasse	NOR	5.58		
8	6	50004	ALBRECHT Kilian	AUT	4.21	4.21	29.62
9	17	560151	KOBLAR Jernej	SLO	27.85		
10	13	510001	ACCOLA Paul	SUI	16.16		

## Best 5 FIS Points at Start

Rank	Bib	FIS Code	Name	NOC	FIS Points
1	7	532431	MILLER Bode	USA	0.48
2	1	50547	SCHOENFELDER Rainer	AUT	1.94
4	2	420382	AAMODT Kjetil Andre	NOR	3.28
8	6	50004	ALBRECHT Kilian	AUT	4.21
3	3	50625	RAICH Benjamin	AUT	4.47

## TOTALS:

FIS Points of Best 5 at Start (B)	14.38		
FIS Points of Best at Finish in Top 10 (A)		14.38	
Race Points of Corresponding Competitors (C)			46.84
Calculated Penalty (A+B-C) : 10 =>	-1.808		
Rounded	-1.81		
Correction Value (Z)	3.09		
Penalty Applied	0.00		

 Technical Delegate:  
 FORSMARK, Jarl (SWE) #049



## OFFICIAL RESULTS / RÉSULTATS OFFICIELS

MEN'S COMBINED  
COMBINÉ HOMMES

SNOWBASIN SKI AREA WED 13 FEB 2002 / MER 13 FEV 2002

Number of Competitors: 47

Rank	FIS Code	Name	NOC	Downhill		Slalom		Total	
				Time	Rank	Time	Rank	Time	Difference
1	420382	AAMODT Kjetil Andre	NOR	1:38.79	1	1:38.77	4	3:17.56	
2	532431	MILLER Bode	USA	1:41.23	15	1:36.61	1	3:17.84	0.28
3	50625	RAICH Benjamin	AUT	1:41.05	13	1:37.21	3	3:18.26	0.70
4	50547	SCHOENFELDER Rainer	AUT	1:41.90	23	1:36.77	2	3:18.67	1.11
5	420470	KJUS Lasse	NOR	1:38.97	2	1:40.83	7	3:19.80	2.24
6	510001	ACCOLA Paul	SUI	1:39.62	4	1:42.64	10	3:22.26	4.70
7	290998	STAUDACHER Patrick	ITA	1:39.23	3	1:43.24	11	3:22.47	4.91
8	101895	ROY Jean-Philippe	CAN	1:43.31	31	1:39.37	6	3:22.68	5.12
9	560151	KOBLAR Jernej	SLO	1:41.70	19	1:41.77	9	3:23.47	5.91
10	150571	HAYER Stanley	CZE	1:45.30	37	1:39.14	5	3:24.44	6.88
11	50004	ALBRECHT Kilian	AUT	1:43.32	32	1:41.63	8	3:24.95	7.39
12	150149	ZAKOURIL Borek	CZE	1:41.64	18	1:43.56	12	3:25.20	7.64
13	291116	FATTORI Alessandro	ITA	1:40.15	8	1:45.42	15	3:25.57	8.01
14	480031	FILISCHKIN Andrej	RUS	1:43.04	29	1:45.10	13	3:28.14	10.58
15	220030	GREEN Ross	GBR	1:43.30	30	1:45.81	16	3:29.11	11.55
16	90047	GEORGIEV Stefan	BUL	1:44.25	34	1:45.14	14	3:29.39	11.83
17	101139	MC BEATH Darin	CAN	1:41.07	14	1:48.50	19	3:29.57	12.01
18	480535	CHESTAKOV Pavel	RUS	1:41.45	16	1:48.73	22	3:30.18	12.62
19	530137	FIALA Jakub	USA	1:41.85	21	1:48.58	21	3:30.43	12.87
20	150007	HOLICKY Jan	CZE	1:42.85	28	1:48.30	17	3:31.15	13.59
21	190930	DENERIAZ Antoine	FRA	1:41.91	24	1:50.06	23	3:31.97	14.41
22	480670	KOMAROV Sergeij	RUS	1:43.47	33	1:48.56	20	3:32.03	14.47
23	30160	ARSEL Nicolas	ARG	1:48.12	39	1:48.46	18	3:36.58	19.02
24	700037	HEIMSCHILD Ivan	SVK	1:44.89	36	1:51.89	24	3:36.78	19.22
25	690013	SKRIABIN Nikolay	UKR	1:44.80	35	1:56.26	25	3:41.06	23.50

## DISQUALIFIED DOWNHILL: 6 competitors

30149	SIMARI BIRKNER Cristian	ARG	Rule 627.2
40171	BRANCH Craig	AUS	Rule 627.2
560371	DRAGSIC Mitja	SLO	Rule 627.2
700034	RAJCAN Michal	SVK	Rule 627.2
270016	SCHWARZACHER-JOYCE P.	IRL	Rule 627.2
90050	PUMPALOV Angel	BUL	Rule 627.2

## DID NOT START SLALOM 1st RUN: 2 competitors

291641	SULZENBACHER Kurt	ITA
480613	KEDRIN Maxim	RUS

## DID NOT FINISH SLALOM 1st RUN: 12 competitors

190278	LLORACH Gaetan	FRA
--------	----------------	-----



## OFFICIAL RESULTS / RÉSULTATS OFFICIELS

MEN'S COMBINED  
COMBINÉ HOMMES

SNOWBASIN SKI AREA WED 13 FEB 2002 / MER 13 FEV 2002

Number of Competitors: 47

Rank	FIS Code	Name	NOC	Downhill		Slalom		Total	
				Time	Rank	Time	Rank	Time	Difference
	530667	PUCKETT P Casey	USA						
	420148	KARLSEN Truls Ove	NOR						
	50041	WALCHHOFER Michael	AUT						
	560302	SPAROVEC Gregor	SLO						
	510727	DEFAGO Didier	SUI						
	710240	BISIC Tahir	BIH						
	510478	KERNEN Bruno	SUI						
	560332	JERMAN Andrej	SLO						
	100465	PODIVINSKY Ed	CAN						
	570012	HEATH Alexander	RSA						
	30144	GARCIA JURJO Agustin	ARG						

DID NOT FINISH SLALOM 2nd RUN: 1 competitor

150398 BANK Ondrej CZE

DISQUALIFIED SLALOM 2nd RUN: 1 competitor

40170 BEAR AJ AUS Gate 39 Rule 629.3

## Reason for disqualification:

627.2 Violates the FIS rules in regard to equipment (art. 222) and commercial markings (art. 207)

629.3 Does not pass through a gate correctly (art. 661.4)

 Technical Delegate:  
**FORSMARK, Jarl (SWE) #049**





## COMBINED FIS WCSL LIST / LISTE DE DÉPART COUPE DU MONDE FIS COMBINÉ

MEN'S COMBINED SLALOM  
SLALOM COMBINÉ HOMMES

SNOWBASIN SKI AREA WED 13 FEB 2002 / MER 13 FEV 2002 START TIME / HEURE DE DÉPART 15:00

Rank	FIS Code	Name	NOC	13 JAN 2002 Wengen (SUI)			20 JAN 2002 Kitzbühel (AUT)			Base - X + Y = WCSL-K
				1	2	3	1	2	3	
1	420382	AAMODT Kjetil Andre	NOR	100	100	100	227	227	300	300
2	420470	KJUS Lasse	NOR	60	80	45	127	127	185	185
3	532431	MILLER Bode	USA	80	-	80	-	-	160	160
4	510001	ACCOLA Paul	SUI	-	45	40	138	138	85	85
5	560332	JERMAN Andrej	SLO	32	50	-	-	-	82	82
6	150571	HAYER Stanley	CZE	40	-	26	-	-	66	66
7	50625	RAICH Benjamin	AUT	-	-	60	-	-	60	60
7	50041	WALCHHOFFER Michael	AUT	-	60	-	80	80	60	60
9	291641	SULZENBACHER Kurt	ITA	26	32	-	-	-	58	58
10	510727	DEFAGO Didier	SUI	50	-	-	-	-	50	50
10	50547	SCHOENFELDER Rainer	AUT	-	-	50	50	50	50	50
12	190278	LLORACH Gaetan	FRA	45	-	-	-	-	45	45
13	421040	STRAND Stein Kristian	NOR	-	40	-	-	-	40	40
14	290255	GHEDINA Kristian	ITA	-	36	-	22	22	36	36
14	290214	NANA Matteo	ITA	36	-	-	-	-	36	36
14	290998	STAUDACHER Patrick	ITA	-	-	36	-	-	36	36
17	101895	ROY Jean-Philippe	CAN	-	-	32	32	32	32	32
18	190930	DENERIAZ Antoine	FRA	29	-	-	15	15	29	29
18	560151	KOBLAR Jernej	SLO	-	-	29	-	-	29	29
20	50004	ALBRECHT Kilian	AUT	-	-	24	-	-	24	24
21	150149	ZAKOURIL Borek	CZE	-	-	22	-	-	22	22
22	291116	FATTORI Alessandro	ITA	-	-	20	45	45	20	20
23	480031	FILISCHKIN Andrej	RUS	-	-	18	-	-	18	18
24	220030	GREEN Ross	GBR	-	-	16	-	-	16	16

## Number of Competitors per Nation until 60th position

AUT : 4	CAN : 1	CZE : 2	FRA : 2	GBR : 1	ITA : 5
NOR : 3	RUS : 1	SLO : 2	SUI : 2	USA : 1	

## LEGEND

**Base** Last season WCSL points  
**X** (Base / number of planned races in the current season) \* number of completed races in the current season  
**Y** WC points won in the current season  
**WCSL-K** World Cup Start List points for Combined

13-02-2002 / Snowbasin (USA) / 6537

BIATHLON BIATHLON



*Outi Kettunen, FIN, Women's 10 km Biathlon Pursuit*

---

CLIVE BRUNSKILL / GETTY IMAGES



## Biathlon Content

### General

Letter from the Organizing Committee  
 Competition Officials  
 Participation List by NOC  
 Participating National Olympic Committees

### Women's 15 km

Final Results Individual Competition  
 World Cup Individual Score  
 World Cup Total Score  
 Nation's Cup Score

### Men's 20 km

Individual Competition  
 World Cup Individual Score  
 World Cup Total Score  
 Nation's Cup Score

### Men's Sprint Competition 10 km

World Cup Sprint Score  
 World Cup Total Score  
 Nation's Cup Score

### Women's Sprint Competition 7.5 km

World Cup Sprint Score Women  
 World Cup Total Score Women  
 Nation's Cup Score Women

### Men's Pursuit Competition 12.5 km

World Cup Pursuit Score  
 World Cup Total Score

### Women's Pursuit Competition 10 km

World Cup Pursuit Score  
 World Cup Total Score

### Women's 4x7.5 km Relay

World Cup Relay Score

### Men's 4x7.5 km Relay

World Cup Relay Score

### Biathlon Medalists by Event

### Biathlon Medal Standings



20 February, 2002

Dear Athletes, Coaches and Officials:

On behalf of all the volunteers and staff from Soldier Hollow and the SLOC we wish to thank you for making these Olympic Winter Games so exciting and memorable for all of us. Hosting these Games for you has been a great honor for each one of us.

We hope you take with you many happy memories of your days here at Soldier Hollow and that we will meet each other again.

We wish you good luck for the rest of the season!

Sincerely,

Lyle Nelson  
SLOC Biathlon Director

Max Cobb  
Competition Chief



## COMPETITION OFFICIALS / OFFICIELS DE LA COMPÉTITION

SOLDIER HOLLOW

As of 12 Feb 2002 / En date du 12 FEV 2002

### International Biathlon Union

IBU President	BESSEBERG Anders	Norway (NOR)
IBU Secretary General	BAYER Peter	Austria (AUT)
Technical Delegate	VODICAR Janez	Slovenia (SLO)
Assistant Technical Delegate	BERGER Franz	Austria (AUT)

### IBU International Referees

IBU International Referee	HAAPALA Esa	Finland (FIN)
	HOEGLUND Tommy	Sweden (SWE)
	MELIKHOV Vadim	Russian Federation (RUS)
	ROGNSTAD Johnny	Norway (NOR)
	VALGUS Kalju	Estonia (EST)
	ZWAHLEN Robert	Switzerland (SUI)
	BAIER Norbert	Germany (GER)

### Competition Committee

Chief of Competition	COBB Max	United States of America (USA)
Assistant Chief of Competition	SPENCER Bill	United States of America (USA)
Race Secretary	PALLHUBER Erika	Italy (ITA)
Chief of Timing and Results	KENDALL Tom	United States of America (USA)
Chief of Course	MORTON John	United States of America (USA)
Chief of Shooting Range	NYE Alan	United States of America (USA)
Chief of Stadium	LAMB Tracy	United States of America (USA)

### Jury of Appeal

IBU Representative	ZWATZ Guenther	Austria (AUT)
	BESSEBERG Anders	Norway (NOR)
	LATHI Alf	Sweden (SWE)
	MAGYAR Jozsef	Hungary (HUN)
	PRUCKER Ubaldo	Italy (ITA)

### Jury - Women

Technical Delegate	VODICAR Janez	Slovenia (SLO)
Assistant Technical Delegate	BERGER Franz	Austria (AUT)
Chief of Competition	COBB Max	United States of America (USA)
Team Captain	BONDARUK Roman	Ukraine (UKR)
	MUESSIGGANG Uwe	Germany (GER)

### Jury - Men

Technical Delegate	VODICAR Janez	Slovenia (SLO)
Assistant Technical Delegate	BERGER Franz	Austria (AUT)
Chief of Competition	COBB Max	United States of America (USA)
Team Captain	TASCHLER Gottlieb	Italy (ITA)
	GOLEV Alexander	Russian Federation (RUS)



**PARTICIPATION LIST BY NOC / LISTE DES PARTICIPANTS PAR CNO**

AS OF WED 20 FEB 2002 / À PARTIR DE MER 20 FEV 2002

<b>NOC</b>	<b>NOC Code</b>
Argentina	ARG
Austria	AUT
Belarus	BLR
Bulgaria	BUL
Canada	CAN
Chile	CHI
People's Republic of China	CHN
Croatia	CRO
Czech Republic	CZE
Estonia	EST
Finland	FIN
France	FRA
Great Britain	GBR
Germany	GER
Greece	GRE
Hungary	HUN
Italy	ITA
Japan	JPN
Kazakhstan	KAZ
Kyrgyzstan	KGZ
Korea	KOR
Latvia	LAT
Lithuania	LTU
Republic of Moldova	MDA
Norway	NOR
Poland	POL
Romania	ROM
Russian Federation	RUS
Slovenia	SLO
Switzerland	SUI
Slovakia	SVK
Sweden	SWE
Ukraine	UKR
United States of America	USA



## PARTICIPATION LIST BY NOC / LISTE DES PARTICIPANTS PAR CNO

AS OF WED 20 FEB 2002 / À PARTIR DE MER 20 FEV 2002

NOC (NOC Code)	Name	Gender	Function
<b>Argentina (ARG)</b>			
	LOVECE Natalia	W	Athlete
	OSCARE Ricardo	M	Athlete
	LEZCANO Humberto	M	Coach
<b>Austria (AUT)</b>			
	MAYER Walter	M	Team Leader
	GREDLER Ludwig	M	Athlete
	MESOTITSCH Daniel	M	Athlete
	PERNER Wolfgang	M	Athlete
	ROTTMANN Wolfgang	M	Athlete
	SUMANN Christoph	M	Athlete
	BRUTSCHER Gerhard	M	Coach
	GAPP Walter	M	Coach
	GROSSEGGER Reinhard	M	Coach
	MUEHLBACHER Heinz	M	Coach
	VEJNAR Zdenek	M	Coach
	ALTENBERGER Hans	M	Doctor
<b>Belarus (BLR)</b>			
	AIDAROV Aleksei	M	Athlete
	ANANKO Lyudmila	W	Athlete
	KHRUSTALEVA Elena	W	Athlete
	KUTSEPALOVA Evgenia	W	Athlete
	LYSENKO Lyudmila	W	Athlete
	NAZAROVA Olga	W	Athlete
	NOVIKOV Sergei	M	Athlete
	RYZHENKOV Oleg	M	Athlete
	SASHURIN Vadim	M	Athlete
	SYMAN Aleksandr	M	Athlete
	VALIULLIN Rustam	M	Athlete
	ZIKUNKOVA Ksenia	W	Athlete
	RADCHANKA Halina	W	Coach
	SEMENOV Olexander	M	Coach
	TSIBULSKY Andrian	M	Coach
	KAPSHOUKOU Uladzimir	M	Coach
	MAKHLAEV Vladimir	M	Coach
	MASHNOVSKY Aleksandr	M	Coach
	PERMYAKOV Evgeny	M	Coach
	POPOV Aleksandr	M	Coach
	VOLKOV Nikolai	M	Coach
	ZAKHAROV Nikolai	M	Coach
	ZAKHAROV Evgeny	M	Technical Personnel
	BULYHIN Siarhei	M	Administrative Personnel
	DLUSKI Anatol	M	Administrative Personnel
	KRUKOVSKY Viktor	M	Physiotherapist
	SEMENYAKOV Andrei	M	Doctor
<b>Bulgaria (BUL)</b>			
	TONCHEV Vasil Yordanov	M	Team Leader



## PARTICIPATION LIST BY NOC / LISTE DES PARTICIPANTS PAR CNO

AS OF WED 20 FEB 2002 / À PARTIR DE MER 20 FEV 2002

NOC (NOC Code)	Name	Gender	Function
	DAFOVSKA Ekaterina	W	Athlete
	FILIPOVA Pavlina	W	Athlete
	KARAGIOZOVA Iva	W	Athlete
	KASSABOV Gueorgui	M	Athlete
	NIKOULTCHINA Irina	W	Athlete
	POPOVA Radka	W	Athlete
	HADZHIEV Boran Smilkov	M	Coach
	ILIEV Ventzeslav Borissov	M	Coach
	MITEV Yuriy Ivanov	M	Coach
	MUKSHYN VasyI	M	Coach
	SIVKOV Vasil Georgiev	M	Technical Personnel
	STANKOV Ivan Grigorov	M	Doctor
<b>Canada (CAN)</b>			
	NICKELCHOK Ricky	M	Team Leader
	CLEGG Robin	M	Athlete
	KOTERLITZOV Nikolay	M	Coach
	GOSSELIN Erick	M	Technical Personnel
	DELISLE Stephane Gerard Andre	M	Press Attache
	HORBAL Russell Peter	M	Physiotherapist
<b>Chile (CHI)</b>			
	BERRIOS Cesar	M	Team Leader
	NUNEZ Jorge	M	Team Leader
	BARRENECHEA Claudia	W	Athlete
	VARAS Carlos	M	Athlete
	RODRIGUEZ Solange	W	Coach
	LEIVA Alvaro	M	Administrative Personnel
	INFANTE Carlos	M	Doctor
<b>People's Republic of China (CHN)</b>			
	GAO Xuedong	M	Team Leader
	LIU Geng	M	Team Leader
	CHENG Xiaoni	W	Athlete
	KONG Yingchao	W	Athlete
	LIU Xianying	W	Athlete
	SUN Ribo	W	Athlete
	YU Shumei	W	Athlete
	ZHANG Qing	M	Athlete
	SONG Wenbin	M	Coach
	WANG Weiyi	M	Coach
	DONG Dahui	M	Doctor
<b>Croatia (CRO)</b>			
	GALJANIC Zarko	M	Athlete
	JAKOVAC Franjo	M	Coach
<b>Czech Republic (CZE)</b>			
	FIRTIK Vaclav	M	Team Leader
	CESNEKOVA Irena	W	Athlete
	DOSTAL Roman	M	Athlete
	GARABIK Petr	M	Athlete





**PARTICIPATION LIST BY NOC / LISTE DES PARTICIPANTS PAR CNO**

AS OF WED 20 FEB 2002 / À PARTIR DE MER 20 FEV 2002

NOC (NOC Code)	Name	Gender	Function
	HAKOVA Eva	W	Athlete
	HOLUBEC Tomas	M	Athlete
	LOSMANOVA Katerina	W	Athlete
	MASARIK Ivan	M	Athlete
	REZLEROVA Magda	W	Athlete
	VEJNAROVA Zdenka	W	Athlete
	VITEK Zdenek	M	Athlete
	JAKES Vlastimil	M	Coach
	JANOUSEK Milan	M	Coach
	SUCHARDA Jan	M	Coach
	LEVORA Pavel	M	Technical Personnel
<b>Estonia (EST)</b>			
	OJA Kristjan	M	Team Leader
	TUDEBERG Even	M	Team Leader
	ADER Margus	M	Athlete
	BOROVIK Dimitri	M	Athlete
	LESSING Roland	M	Athlete
	PRANTS Janno	M	Athlete
	TOBRELUTS Indrek	M	Athlete
	OJASTE Kalju	M	Coach
	ZAHKNA Hillar	M	Coach
<b>Finland (FIN)</b>			
	KHOVANTSEV Anatoly	M	Team Leader
	ANTILA Timo	M	Athlete
	HIETALAHTI Vesa	M	Athlete
	HOLANTI Katja	W	Athlete
	KETTUNEN Outi	W	Athlete
	NYMAN Anita	W	Athlete
	PELTOLA Olli-Pekka	M	Athlete
	PERUNKA Sanna-Leena	W	Athlete
	PUURUNEN Paavo	M	Athlete
	RAIKKONEN Ville	M	Athlete
	PAPINSAARI Juha Tapani	M	Coach
	HUITA Mika Petri Juhani	M	Technical Personnel
	KEMPPI Jouko Martti	M	Technical Personnel
	RISCHMULLER Jens	M	Technical Personnel
	MAKINEN Ismo Kaarlo	M	Physiotherapist
	TUOMINEN Markku Paeivioe	M	Doctor
<b>France (FRA)</b>			
	BESSON Joel	M	Team Leader
	BAILLY Sandrine	W	Athlete
	BAVEREL-ROBERT Florence	W	Athlete
	BECAERT Sylvie	W	Athlete
	BURLET Delphyne	W	Athlete
	CANNARD Ferreol	M	Athlete
	DEFRASNE Vincent	M	Athlete
	MARGUET Gilles	M	Athlete



**PARTICIPATION LIST BY NOC / LISTE DES PARTICIPANTS PAR CNO**

AS OF WED 20 FEB 2002 / À PARTIR DE MER 20 FEV 2002

NOC (NOC Code)	Name	Gender	Function
	NIOGRET Corinne	W	Athlete
	POIREE Raphael	M	Athlete
	ROBERT Julien	M	Athlete
	AMAT Jean-Pierre	M	Coach
	DUMONT Christian	M	Coach
	ETIENNE Pascal	M	Coach
	GIACHINO Jean-Paul	M	Coach
	GURLIAT Stephane	M	Coach
	ROUX Xavier	M	Coach
	VERNAY Stephane	M	Technical Personnel
	BENADDI Florent	M	Physiotherapist
	FICHEUX Jerome	M	Physiotherapist
	JEANNIER Pierre	M	Doctor
<b>Great Britain (GBR)</b>			
	WOODS Ian	M	Team Leader
	DIXON Michael	M	Athlete
	GEE Mark	M	Athlete
	PRITCHARD Hugh	M	Athlete
	SKLENAR Jason	M	Athlete
	GLAGOW Martin	M	Technical Personnel
	GODFREY Richard	M	Technical Personnel
<b>Germany (GER)</b>			
	LOECHLE Martin	M	Team Leader
	APEL Katrin	W	Athlete
	DISL Uschi	W	Athlete
	FISCHER Sven	M	Athlete
	GLAGOW Martina	W	Athlete
	GREIS Michael	M	Athlete
	GROSS Ricco	M	Athlete
	HENKEL Andrea	W	Athlete
	LUCK Frank	M	Athlete
	SENDEL Peter	M	Athlete
	WILHELM Kati	W	Athlete
	WOLF Alexander	M	Athlete
	ZELLNER Martina	W	Athlete
	BOESE Harald	M	Coach
	MUESSIGGANG Uwe	M	Coach
	SIEBERT Klaus	M	Coach
	ULLRICH Frank	M	Coach
	HOOS Steffen	M	Technical Personnel
	KLUGE Arne	M	Technical Personnel
	KOCH Rene	M	Technical Personnel
	LAUTNER Jens	M	Technical Personnel
	SCHWARZBACH Stefan	M	Press Attache
	WOLFARTH Bernd	M	Doctor
	BECHER Rene	M	Physiotherapist
	LISOWSKI Rudolf	M	Physiotherapist



**PARTICIPATION LIST BY NOC / LISTE DES PARTICIPANTS PAR CNO**

AS OF WED 20 FEB 2002 / À PARTIR DE MER 20 FEV 2002

NOC (NOC Code)	Name	Gender	Function
<b>Greece (GRE)</b>			
	CRISTOFORIDIS Stavros	M	Athlete
	SARANTIS Andreas	M	Athlete
	VAVATSI Despina	W	Athlete
	GIAGKOU Angelos	M	Coach
<b>Hungary (HUN)</b>			
	BEKECS Zsuzsanna	W	Athlete
	SZOLLOSI Ivett	W	Athlete
	TAGSCHERER Imre	M	Athlete
<b>Italy (ITA)</b>			
	TASCHLER Gottlieb	M	Team Leader
	CATTARINUSSI Rene	M	Athlete
	DA CANAL Devis	M	Athlete
	HALLER Katja	W	Athlete
	LONGO Paolo	M	Athlete
	PALLHUBER Siegrid	W	Athlete
	PALLHUBER Wilfried	M	Athlete
	PONZA Michela	W	Athlete
	SANTER Nathalie	W	Athlete
	SANTER Saskia	W	Athlete
	VUILLERMOZ Rene Laurent	M	Athlete
	FERRARI Andro	M	Coach
	HIMLE Joar	M	Coach
	ZELGER Engelbert	M	Coach
	ZINGERLE Andreas	M	Coach
	SARTO Patrizio	M	Doctor
	PIRHOFER Dietmar	M	Physiotherapist
<b>Japan (JPN)</b>			
	DEGUCHI Hiroyuki	M	Team Leader
	ISA Hidenori	M	Athlete
	MEGURO Hironao	M	Athlete
	MOCHIZUKI Yukio	M	Athlete
	SHINDO Mami	W	Athlete
	SUGA Hiromi	W	Athlete
	SUGA Kyoji	M	Athlete
	TAKAHASHI Ryoko	W	Athlete
	TANAKA Tamami	W	Athlete
	TSUKIDATE Ikuyo	W	Athlete
	ISHIOKA Katsuhiko	M	Coach
	SATO Fumitaka	M	Coach
	TACHIYAMA Hideyuki	M	Coach
	YAMAGUCHI Shigeru	M	Coach
<b>Kazakhstan (KAZ)</b>			
	SMIRNOV Viktor	M	Team Leader
	DUBOK Elena	W	Athlete
	PANTOV Dmitry	M	Athlete
	ALIMBEKOVA Gular	W	Administrative Personnel



**PARTICIPATION LIST BY NOC / LISTE DES PARTICIPANTS PAR CNO**

AS OF WED 20 FEB 2002 / À PARTIR DE MER 20 FEV 2002

NOC (NOC Code)	Name	Gender	Function
	DAUTOVA Lyailyagul	W	Administrative Personnel
<b>Kyrgyzstan (KGZ)</b>	TROPNIKOV Aleksandr	M	Athlete
<b>Korea (KOR)</b>	KIM Ja-Youn	W	Athlete
	SHIN Byung-Kook	M	Athlete
	HONG Byung-Sik	M	Coach
	KIM Yong-Woon	M	Coach
	LEE Ki-Young	M	Administrative Personnel
	SHIN Hyun-Taik	M	Administrative Personnel
<b>Latvia (LAT)</b>	BERZINS Janis	M	Athlete
	BRICE Anzela	W	Athlete
	BRICIS Ilmars	M	Athlete
	MALUHINS Olegs	M	Athlete
	NAKUMS Jekabs	M	Athlete
	UPENIEKS Gundars	M	Athlete
	BOGDANOVVS Aivars	M	Coach
	URBANOVICS Sendijs	M	Coach
	URBANOVICS Vitalijs	M	Coach
	KONUSS Zigurds	M	Administrative Personnel
<b>Lithuania (LTU)</b>	BARILA Liutauras	M	Athlete
	RASIMOVICIUTE Diana	W	Athlete
	REPSYS Vilius	M	Coach
<b>Republic of Moldova (MDA)</b>	ROBER Henry	M	Team Leader
	WOLF Karl-Heinz	M	Team Leader
	CIURINA Valentina	W	Athlete
	GRIBUSENCOV Mihail	M	Athlete
	BRIA Petru	M	Coach
	AMBROSI Nicolai	M	Press Attache
	POPOVICI Cornelia	W	Medical Personnel
<b>Norway (NOR)</b>	SLOKVIK Erlend	M	Team Leader
	ANDREASSEN Gunn Margit	W	Athlete
	ANDRESEN Frode	M	Athlete
	BJOERNDALLEN Ole Einar	M	Athlete
	ECKHOFF Stian	M	Athlete
	GJELLAND Egil	M	Athlete
	HANEVOLD Halvard	M	Athlete
	KRISTIANSEN Gro Marit	W	Athlete
	POIREE Liv Grete	W	Athlete
	SKJELBREID Ann Elen	W	Athlete
	TJOERHOM Linda	W	Athlete
	GRUBBEN Roger	M	Coach
	KJOELL Trond	M	Coach



## PARTICIPATION LIST BY NOC / LISTE DES PARTICIPANTS PAR CNO

AS OF WED 20 FEB 2002 / À PARTIR DE MER 20 FEV 2002

NOC (NOC Code)	Name	Gender	Function
	MOEN Svein Ivar	M	Technical Personnel
	SOEDERBERG Thomas	M	Technical Personnel
	ULLEKLEIV Ivar Michal	M	Technical Personnel
	LOESET Sveinung	M	Technical Personnel
	BJERKAN Kirsti	W	Administrative Personnel
	SAETERDAL Rolf	M	Administrative Personnel
	KOKSVIK Alf	M	Administrative Personnel
	KOLSRUD Lars	M	Doctor
	EIKELAND Ingvild	W	Ohysiotherapist
<b>Poland (POL)</b>			
	LEWICKI Krzysztof Michal	M	Team Leader
	KOZUB Wojciech	M	Athlete
	SIKORA Tomasz	M	Athlete
	STERA-KUSTUSZ Anna	W	Athlete
	SZARY Ryszard	M	Athlete
	TOPOR Krzysztof	M	Athlete
	ZIEMIANIN Wieslaw	M	Athlete
	ALBERS Yury	M	Coach
	VAYGIN Konstantin	M	Coach
	PRZYBYSZEWSKI Henryk Zygmunt	M	Technical Personnel
	ZIEMIANIN Jan	M	Technical Personnel
	GRITSKEVICH Aleksander	M	Doctor
<b>Romania (ROM)</b>			
	BLAJ Marian	M	Athlete
	COJOCEA Dana	W	Athlete
	RUSU Alexandra	W	Athlete
	TOFALVI Eva	W	Athlete
	LUNGOCIU Ioan	M	Coach
	MARTON Simon	M	Coach
	OKAMOTO Hideshi	M	Administrative Personnel
<b>Russian Federation (RUS)</b>			
	ROUSSINOV Serguei	M	
	ALEKSASHIN Dmitry	M	Team Leader
	AKHATOVA Albina	W	Athlete
	BACHKIROV Serguei	M	Athlete
	BOGALI Anna	W	Athlete
	ISHMOURATOVA Svetlana	W	Athlete
	KOUKLEVA Galina	W	Athlete
	MAIGOUROV Victor	M	Athlete
	PYLEVA Olga	W	Athlete
	ROSTOVTSEV Pavel	M	Athlete
	ROZHKOVA Sergei	M	Athlete
	TCHEPIKOV Serguei	M	Athlete
	ZAITSEVA Olga	W	Athlete
	CHADRINE Alexei	M	Coach
	EFIMOV Boris	M	Coach
	GOLEV Alexander	M	Coach



**PARTICIPATION LIST BY NOC / LISTE DES PARTICIPANTS PAR CNO**

AS OF WED 20 FEB 2002 / À PARTIR DE MER 20 FEV 2002

NOC (NOC Code)	Name	Gender	Function
	GOLOUBEV Alexandre	M	Coach
	LOSSEV Guerman	M	Coach
	MEDVEDTSEV Valeriy	M	Coach
	OUSSANKOV Edouard	M	Coach
	POLKHOVSKI Valeri	M	Coach
	PREOBRAJENTSEV Jouri	M	Coach
	SELIFONOV Alexandre	M	Coach
	ZAGOURSKI Nikolai	M	Coach
	KIRIENKO Valeri	M	Technical Personnel
	ORLETSKIY Anatoly	M	Administrative Personnel
	CHAPLIN Mikhail	M	Administrative Personnel
	KOPYLOV Yury	M	Administrative Personnel
	SHURKINA Irina	W	Doctor
	ELISEEV Anatoly	M	Physiotherapist
	POLYAKOV German	M	Physiotherapist
	JOUKOV Oleg	M	Doctor
<b>Slovenia (SLO)</b>			
	VELEPEC Jure	M	Team Leader
	BRANKOVIC Tadeja	W	Athlete
	DOLENC Marko	M	Athlete
	GLOBOCNIK Tomas	M	Athlete
	GRAJF Saso	M	Athlete
	GRASIC Andreja	W	Athlete
	GRUDICEK Dijana	W	Athlete
	LARISI Lucija	W	Athlete
	MALI Andreja	W	Athlete
	MARIC Janez	M	Athlete
	OZBOLT Janez	M	Athlete
	POKLUKAR Matjaz	M	Athlete
	KOS Tomas	M	Coach
	KORDEZ Matej	M	Coach
	OBLAK Matej	M	Coach
	ROTOVNIK KOZJEK Nada	W	Doctor
	SORLI Jurij	M	Doctor
	PINTAR Marija	W	Ohysiotherapist
<b>Switzerland (SUI)</b>			
	HUG Raphael	M	Team Leader
	CHABLOZ Jean Marc	M	Athlete
	NIEDERBERGER Dani	M	Athlete
	SIMMEN Matthias	M	Athlete
	ZWAHLEN Roland	M	Athlete
	CHABLOZ Christina	W	Coach
	METTLER Andreas	M	Technical Personnel
<b>Slovakia (SVK)</b>			
	LEITNER Benjanin	M	Team Leader
	JASICOVA Martina	W	Athlete
	KUTLIKOVA Tatiana	W	Athlete



**PARTICIPATION LIST BY NOC / LISTE DES PARTICIPANTS PAR CNO**

AS OF WED 20 FEB 2002 / À PARTIR DE MER 20 FEV 2002

NOC (NOC Code)	Name	Gender	Function
	MATIASKO Marek	M	Athlete
	MIHOKOVA Sona	W	Athlete
	MURINOVA Anna	W	Athlete
	PAVKOVCEKOVA Marcela	W	Athlete
	SANITRA Juraj	M	Coach
	SCHLANK Gustav	M	Coach
	GASPERCIK Milan	M	Technical Personnel
	MAJLIS Milan	M	Technical Personnel
	ADAMUS Igor	M	Ohysiotherapist
<b>Sweden (SWE)</b>			
	EKLUND Staffan	M	Team Leader
	BERGMAN Carl Johan	M	Athlete
	FERRY Bjoern	M	Athlete
	FORSBERG Henrik	M	Athlete
	FORSBERG Magdalena	W	Athlete
	OLOFSSON Erik	M	Athlete
	WIKSTEN Tord	M	Athlete
	GRENEMARK Karl Gunnar	M	Coach
	PICHLER Wolfgang	M	Coach
	EKLUND Mats	M	Technical Personnel
	VAAHLSTROEM Johan	M	Technical Personnel
	ADOLFSSON Ronnie	M	Physiotherapist
<b>Ukraine (UKR)</b>			
	BONDARUK Roman	M	Team Leader
	KLYMENKO Oleksandr	M	Team Leader
	KORZH Viktor	M	Team Leader
	PYRIZHOK Dmytro	M	Team Leader
	BILANENKO Oleksander	M	Athlete
	DERKACH Vyacheslav	M	Athlete
	DERYZEMLYA Andriy	M	Athlete
	KHVOSTENKO Oksana	W	Athlete
	LEMESH Nina	W	Athlete
	LYSENKO Ruslan	M	Athlete
	PETROVA Olena	W	Athlete
	PRYMA Roman	M	Athlete
	VODOPYANOVA Tetyana	W	Athlete
	YAKOVLEVA Oksana	W	Athlete
	ZUBRILOVA Olena	W	Athlete
	BILOVA Nadiya	W	Coach
	ZOTS Mykola	M	Coach
	ZUBRYLOV Roman	M	Coach
	LOMAIEV Vassyl	M	Coach
	MERKUSHYN Oleh	M	Coach
	MOSTSIPAN Ruslan	M	Coach
	TYSENKO Serhiy	M	Coach
	GONCHAR Galyna	W	Technical Personnel
	LAZARENKO Mykola	M	Technical Personnel



## PARTICIPATION LIST BY NOC / LISTE DES PARTICIPANTS PAR CNO

AS OF WED 20 FEB 2002 / À PARTIR DE MER 20 FEV 2002

NOC (NOC Code)	Name	Gender	Function
	SOLOVEY Leonid	M	Administrative Personnel
	SYZONENKO Viktor	M	Administrative Personnel
	MELNIKOV Volodymyr	M	Administrative Personnel
	SHUSTOV Anatoliy	M	Administrative Personnel
	TRYPOLSKYI Vitalii	M	Doctor
	MOSHKOVSKA Olena	W	Physiotherapist
	RYBALKA Tetyana	W	Physiotherapist
<b>United States of America (USA)</b>			
	SANDS Stephen Robb	M	Team Leader
	CAMPBELL Dan	M	Athlete
	HAKKINEN Jay	M	Athlete
	NAHRGANG Andrea	W	Athlete
	REDMAN Lawton	M	Athlete
	SABASTEANSKI Kristina	W	Athlete
	SALMELA Kara	W	Athlete
	STEER Rachel	W	Athlete
	TEELA Jeremy	M	Athlete
	HILL Mark Randolph	M	Coach
	SHALNA Algimantas	M	Coach
	HARTLEY Roger Cavour	M	Technical Personnel
	EISENBICHLER Bernhard Konrad	M	Technical Personnel
	HALL Gregory Steven	M	Technical Personnel
	HARKIN John McDonnell	M	Technical Personnel
	PLANKER Martin	M	Technical Personnel





## FINAL RESULTS - COMPETITION DATA SUMMARY RÉSULTATS DÉFINITIFS - RÉSUMÉ DES DONNÉES DE COMPÉTITION

### WOMEN'S 15 km INDIVIDUAL 15 km INDIVIDUEL DAMES

SOLDIER HOLLOW MON 11 FEB 2002 / LUN 11 FEV 2002 START TIME / DEBUT 11:00 END TIME / FINI A 12:24

<b>Participation</b>	
----------------------	--

Number of Entries:	71
Did not start (DNS):	0
Did not finish (DNF):	2
Disqualified (DSQ):	0
Ranked Competitors:	69

<b>Atmospheric Conditions at the Stadium</b>				
--	--	--	--	--

	30 min. before Start	At Start Time	30 min. after Start	At End Time
Weather	Partly Cloudy	Partly Cloudy	Partly Cloudy	Partly Cloudy
Snow Condition	Hard	Hard	Hard	Hard
Snow Temperature	-14.0 °C	-13.0 °C	-13.0 °C	-12.0 °C
Air Temperature	-8.0 °C	-6.0 °C	-4.0 °C	-4.0 °C
Humidity	61 %	55 %	56 %	55 %
Wind Direction/Speed	E 1.0 m/s	SE 0.0 m/s	E 1.0 m/s	E 1.0 m/s
Wind Direction at Shooting Range	←	↙	←	←



<b>Jury Information</b>		
-------------------------	--	--

IBU Technical Delegate - Chairman	VODICAR Janez	SLO
IBU Assistant Technical Delegate	BERGER Franz	AUT
Competition Chief	COBB Max	USA
Team Captain (1)	MUESSIGGANG Uwe	GER
Team Captain (2)	BONDARUK Roman	UKR

<b>Course Information</b>	
---------------------------	--

**red 3 km A + green 3 km B + yellow 3 km A + blue 3 km B + brown 3 km A**

Total Course Length:	15907 m
Height Difference:	47 m
Max. Climb:	31 m
Total Climb:	515 m

IBU Technical Delegate - Chairman  VODICAR Janez (SLO)	IBU Assistant Technical Delegate  BERGER Franz (AUT)
---	---

<b>LEGEND</b>
E East                      SE South East



## FINAL RESULTS / RÉSULTATS DÉFINITIFS

### WOMEN'S 15 km INDIVIDUAL 15 km INDIVIDUEL DAMES

SOLDIER HOLLOW MON 11 FEB 2002 / LUN 11 FEV 2002 START TIME / DEBUT 11:00 END TIME / FINI A 12:24

Rank	Bib	Name	NOC Code	Ski Time	P	S	P	S	T	Result	Behind	WC	NC
1	26	HENKEL Andrea	GER	46:29.1	0	1	0	0	1	47:29.1	0.0	50	150
2	56	POIREE Liv Grete	NOR	46:37.0	0	1	0	0	1	47:37.0	+7.9	46	146
3	65	FORSBERG Magdalena	SWE	46:08.3	0	0	0	2	2	48:08.3	+39.2	43	143
4	43	PYLEVA Olga	RUS	46:14.0	0	0	0	2	2	48:14.0	+44.9	40	140
5	48	DAFOVSKA Ekaterina	BUL	47:15.5	0	1	0	0	1	48:15.5	+46.4	37	137
6	44	NAZAROVA Olga	BLR	47:29.9	0	1	0	0	1	48:29.9	+1:00.8	34	134
7	41	GLAGOW Martina	GER	47:34.2	1	0	0	0	1	48:34.2	+1:05.1	32	132
8	29	ISHMOURATOVA Svetlana	RUS	46:45.0	1	0	0	1	2	48:45.0	+1:15.9	30	130
9	5	JASICOVA Martina	SVK	46:47.5	0	1	0	1	2	48:47.5	+1:18.4	28	128
10	47	AKHATOVA Albina	RUS	47:06.1	2	0	0	0	2	49:06.1	+1:37.0	26	126
11	40	BAVEREL-ROBERT Florence	FRA	47:10.2	0	0	2	0	2	49:10.2	+1:41.1	24	124
12	39	DISL Uschi	GER	45:43.4	0	1	0	3	4	49:43.4	+2:14.3	22	122
13	52	HOLANTI Katja	FIN	47:52.3	0	0	1	1	2	49:52.3	+2:23.2	20	120
14	45	MIHOKOVA Sona	SVK	47:00.7	0	1	1	1	3	50:00.7	+2:31.6	18	118
15	55	SUN Ribo	CHN	49:04.7	0	1	0	0	1	50:04.7	+2:35.6	16	116
16	4	BECAERT Sylvie	FRA	48:09.0	0	0	0	2	2	50:09.0	+2:39.9	15	115
17	69	LIU Xianying	CHN	50:09.4	0	0	0	0	0	50:09.4	+2:40.3	14	114
18	30	APEL Katrin	GER	45:16.7	0	2	0	3	5	50:16.7	+2:47.6	13	
19	57	LOSMANOVA Katerina	CZE	47:42.0	1	1	1	0	3	50:42.0	+3:12.9	12	112
20	68	FILIPOVA Pavlina	BUL	47:47.5	2	0	0	1	3	50:47.5	+3:18.4	11	111
21	24	NIOGRET Corinne	FRA	49:49.6	0	1	0	0	1	50:49.6	+3:20.5	10	110
22	66	SKJELBREID Ann Elen	NOR	47:51.1	0	1	1	1	3	50:51.1	+3:22.0	9	109
23	21	VEJNAROVA Zdenka	CZE	49:54.7	0	0	0	1	1	50:54.7	+3:25.6	8	108
24	59	PETROVA Olena	UKR	50:05.7	0	0	1	0	1	51:05.7	+3:36.6	7	107
25	71	LARISI Lucija	SLO	49:12.1	0	1	0	1	2	51:12.1	+3:43.0	6	106
26	60	BURLET Delphyne	FRA	49:19.2	1	0	1	0	2	51:19.2	+3:50.1	5	
27	62	YAKOVLEVA Oksana	UKR	49:22.2	1	0	0	1	2	51:22.2	+3:53.1	4	104
28	67	CESNEKOVA Irena	CZE	49:28.0	0	0	2	0	2	51:28.0	+3:58.9	3	103
29	23	KHVOSTENKO Oksana	UKR	51:34.4	0	0	0	0	0	51:34.4	+4:05.3	2	102
30	17	ANDREASSEN Gunn Margit	NOR	48:42.9	0	1	1	1	3	51:42.9	+4:13.8	1	101
31	15	STEER Rachel	USA	49:50.6	0	1	1	0	2	51:50.6	+4:21.5		100
32	42	KARAGIOZOVA Iva	BUL	49:59.3	1	1	0	0	2	51:59.3	+4:30.2		99
33	63	PAVKOVCEKOVA Marcela	SVK	48:03.7	1	0	3	0	4	52:03.7	+4:34.6		98
34	58	ZUBRILOVA Olena	UKR	49:10.7	1	1	1	0	3	52:10.7	+4:41.6		
35	13	HAKOVA Eva	CZE	49:11.0	1	1	0	1	3	52:11.0	+4:41.9		
36	50	PONZA Michela	ITA	50:13.6	1	0	1	0	2	52:13.6	+4:44.5		95
37	31	ZAITSEVA Olga	RUS	48:26.2	1	0	1	2	4	52:26.2	+4:57.1		
38	37	ZIKUNKOVA Ksenia	BLR	49:26.8	1	0	0	2	3	52:26.8	+4:57.7		93
39	46	TJOERHOM Linda	NOR	48:34.0	1	1	0	2	4	52:34.0	+5:04.9		
40	25	PERUNKA Sanna-Leena	FIN	49:48.8	1	0	0	2	3	52:48.8	+5:19.7		91
41	36	BRANKOVIC Tadeja	SLO	49:08.9	1	2	0	1	4	53:08.9	+5:39.8		90
42	51	SUGA Hiromi	JPN	50:10.6	1	0	1	1	3	53:10.6	+5:41.5		89
43	2	NIKOULTCHINA Irina	BUL	47:16.7	3	2	0	1	6	53:16.7	+5:47.6		
44	8	KONG Yingchao	CHN	51:38.0	1	0	0	1	2	53:38.0	+6:08.9		87
45	61	TANAKA Tamami	JPN	49:40.4	3	1	0	0	4	53:40.4	+6:11.3		86



## FINAL RESULTS / RÉSULTATS DÉFINITIFS

### WOMEN'S 15 km INDIVIDUAL 15 km INDIVIDUEL DAMES

SOLDIER HOLLOW MON 11 FEB 2002 / LUN 11 FEV 2002 START TIME / DEBUT 11:00 END TIME / FINI A 12:24

Rank	Bib	Name	NOC Code	Ski Time	P	S	P	S	T	Result	Behind	WC	NC
46	38	YU Shumei	CHN	48:43.4	1	2	0	2	5	53:43.4	+6:14.3		
47	6	HALLER Katja	ITA	51:44.0	2	0	0	0	2	53:44.0	+6:14.9		84
48	49	KETTUNEN Outi	FIN	49:48.1	0	1	1	2	4	53:48.1	+6:19.0		83
49	64	SANTER Saskia	ITA	47:14.7	2	2	2	1	7	54:14.7	+6:45.6		82
50	22	TAKAHASHI Ryoko	JPN	50:18.0	0	1	0	3	4	54:18.0	+6:48.9		81
51	9	LYSENKO Lyudmila	BLR	50:25.4	4	0	0	0	4	54:25.4	+6:56.3		80
52	14	TOFALVI Eva	ROM	51:36.7	2	0	1	0	3	54:36.7	+7:07.6		79
53	32	MURINOVA Anna	SVK	49:39.2	1	2	2	0	5	54:39.2	+7:10.1		
54	7	STERA-KUSTUSZ Anna	POL	50:47.1	2	1	0	1	4	54:47.1	+7:18.0		77
55	54	SABASTEANSKI Kristina	USA	51:00.9	0	1	0	3	4	55:00.9	+7:31.8		76
56	53	GRASIC Andreja	SLO	47:06.4	2	3	2	1	8	55:06.4	+7:37.3		75
57	1	GRUDICEK Dijana	SLO	48:50.3	0	4	1	2	7	55:50.3	+8:21.2		
58	27	SZOLLOSI Ivett	HUN	55:34.8	0	0	0	1	1	56:34.8	+9:05.7		73
59	20	SALMELA Kara	USA	49:25.9	1	1	2	4	8	57:25.9	+9:56.8		72
60	34	DUBOK Elena	KAZ	52:32.5	0	2	1	2	5	57:32.5	+10:03.4		71
61	18	COJOCEA Dana	ROM	52:37.0	2	1	0	2	5	57:37.0	+10:07.9		70
62	28	CIURINA Valentina	MDA	52:40.8	1	1	3	1	6	58:40.8	+11:11.7		69
63	33	BRICE Anzela	LAT	53:20.9	1	2	1	2	6	59:20.9	+11:51.8		68
64	16	SHINDO Mami	JPN	51:38.6	3	2	2	1	8	59:38.6	+12:09.5		
65	3	BEKECS Zsuzsanna	HUN	55:40.7	2	2	0	1	5	1:00:40.7	+13:11.6		66
66	35	KIM Ja-Youn	KOR	54:13.8	2	2	0	3	7	1:01:13.8	+13:44.7		65
67	12	BARRENECHEA Claudia	CHI	59:30.0	1	1	1	0	3	1:02:30.0	+15:00.9		64
68	11	VAVATSI Despina	GRE	57:39.4	0	2	1	4	7	1:04:39.4	+17:10.3		63
69	10	LOVECE Natalia	ARG	57:56.8	4	2	2	4	12	1:09:56.8	+22:27.7		62

#### Did not finish (DNF)

19	SANTER Nathalie	ITA	3	2	2
70	ANANKO Lyudmila	BLR	0	1	0

#### LEGEND

**P** Prone      **S** Standing      **T** Total penalties      **WC** World Cup      **NC** Nation Cup



## WORLD CUP INDIVIDUAL SCORE WOMEN SCORE EN COUPE DU MONDE, INDIVIDUEL DAMES

FINAL RESULT - 3 OF 4 RESULTS SCORED

AS OF MON 11 FEB 2002 / À PARTIR DE LUN 11 FEV 2002

World Cup Venues			
1 POKLJUKA, Women 15 km Individual	12 DEC 2001	3 ANTHOLZ, Women 15 km Individual	23 JAN 2002
2 BREZNO-OSRBLIE, Women 15 km Individual	20 DEC 2001	4 SALT LAKE CITY, UT, Women's 15 km Individual	11 FEB 2002

Rank	Name	NOC Code	Total	1	2	3	4
1	FORSBERG Magdalena	SWE	143	1/50	1/50		3/43
2	POIREE Liv Grete	NOR	133	5/37		1/50	2/46
3	PYLEVA Olga	RUS	120	4/40	4/40		4/40
4	HENKEL Andrea	GER	117	3/43	11/24		1/50
5	ANDREASSEN Gunn Margit	NOR	100	=9/28	10/26	2/46	30/1/
6	DAFOVSKA Ekaterina	BUL	95	=9/28	8/30		5/37
7	ZUBRILOVA Olena	UKR	85	7/32	2/46	24/7	34
8	HOLANTI Katja	FIN	83	58	3/43	13/20	13/20
9	GLAGOW Martina	GER	81	19/12	5/37		7/32
10	BAVEREL-ROBERT Florence	FRA	80	12/22		6/34	11/24
11	NAZAROVA Olga	BLR	76	47	29/2	4/40	6/34
12	DISL Uschi	GER	68	2/46	34		12/22
13	APEL Katrin	GER	65	14/18	6/34		18/13
14	ISHMOURATOVA Svetlana	RUS	56	20/11	16/15		8/30
15	MURINOVA Anna	SVK	54	67	9/28	10/26	53
16	MIHOKOVA Sona	SVK	52	60	27/4	8/30	14/18
17	BOGALI Anna	RUS	50	6/34	15/16		
18	JASICOVA Martina	SVK	47	18/13	56	25/6	9/28
19	GRASIC Andreja	SLO	46	28/3	42	3/43	56
20	KOUKLEVA Galina	RUS	46	17/14	7/32		
21	BURLET Delphyne	FRA	46	15/16	14/18	19/12	26/5/
22	VODOPYANOVA Tetyana	UKR	45	27/4	18/13	9/28	
23	SANTER Nathalie	ITA	38	8/30	23/8	31	DNF
24	TJOERHOM Linda	NOR	37	43		5/37	39
25	LOSMANOVA Katerina	CZE	36	11/24	38		19/12
26	AKHATOVA Albina	RUS	34	23/8	55		10/26
27	KHRUSTALEVA Elena	BLR	32	46	54	7/32	
28	NIOGRET Corinne	FRA	31	24/7	17/14	35	21/10
29	MALGUINA Irina	RUS	28	40	21/10	14/18	
30	KHVOSTENKO Oksana	UKR	26	16/15	22/9	42	29/2
31	STERA-KUSTUSZ Anna	POL	24	71	62	11/24	54
32	CESNEKOVA Irena	CZE	23	13/20	59		28/3
33	ZELLNER Martina	GER	22	38	58	12/22	
34	BAILLY Sandrine	FRA	22	57	12/22	44	
35	TERESHENKO Natalia	UKR	20		13/20		
36	BRANKOVIC Tadeja	SLO	19	25/6	52	18/13	41
37	SKJELBREID Ann Elen	NOR	18	22/9			22/9
38	YAKOVLEVA Oksana	UKR	17	30/1	=19/12	65	27/4
39	FILIPOVA Pavlina	BUL	17	45	25/6		20/11
40	PETROVA Olena	UKR	17	44		21/10	24/7
41	WAGENFUEHR Peggy	GER	16			15/16	
42	SUN Ribo	CHN	16	64		50	15/16
43	BECAERT Sylvie	FRA	15	37	41	34	16/15
44	TCHERNOUSOVA Svetlana	RUS	15	DNS	43	16/15	
45	LIU Xianying	CHN	15	53		30/1	17/14
46	SPRUNG Anna	AUT	14	48	40	17/14	



**WORLD CUP INDIVIDUAL SCORE WOMEN  
SCORE EN COUPE DU MONDE, INDIVIDUEL DAMES**

FINAL RESULT - 3 OF 4 RESULTS SCORED

AS OF MON 11 FEB 2002 / À PARTIR DE LUN 11 FEV 2002

Rank	Name	NOC Code	Total	1	2	3	4
47	GROS Christelle	FRA	12	61	=19/12	55	
48	PONZA Michela	ITA	11	35	70	20/11	36
49	KARAGIOZOVA Iva	BUL	10	21/10	61		32
50	LEMESH Nina	UKR	9	56	50	22/9	
51	VEJNAROVA Zdenka	CZE	8				23/8
52	YU Shumei	CHN	8	51		23/8	46
53	PERUNKA Sanna-Leena	FIN	7	39	24/7		40
54	LARISI Lucija	SLO	6	68	46	73	25/6
55	BUCHHOLZ Sabrina	GER	5			26/5	
56	STEER Rachel	USA	5	26/5			31
57	WILHELM Kati	GER	5	33	26/5		
58	GWIZDON Magdalena	POL	4	78	80	27/4	
59	GRZYWA Magdalena	POL	3	62	63	28/3	
60	TSUKIDATE Ikuyo	JPN	3	94	28/3	62	
61	KETTUNEN Outi	FIN	2	29/2	32		48
62	KADEVA Nina	BUL	2	52	39	29/2	
63	TAKAHASHI Ryoko	JPN	1	76	30/1	32	50

World Cup Scoring Table																														
Place	1	2	3	4	5	6	7	8	9	10	11	12	13	14	15	16	17	18	19	20	21	22	23	24	25	26	27	28	29	30
Points	50	46	43	40	37	34	32	30	28	26	24	22	20	18	16	15	14	13	12	11	10	9	8	7	6	5	4	3	2	1

**LEGEND**  
**DNF** Did not finish (DNF)    **DNS** Did not start (DNS)



**WORLD CUP TOTAL SCORE WOMEN  
SCORE TOTAL EN COUPE DU MONDE DAMES**

INTERMEDIATE AFTER 15 COMPETITIONS  
INTERMEDIAIRE APRÈS 15 COMPETITION

AS OF MON 11 FEB 2002 / À PARTIR DE LUN 11 FEV 2002

**World Cup Venues**

1 HOCHFILZEN, Women 7.5 km Sprint	6 DEC 2001	9 OBERHOF, Women 10 km Pursuit	11 JAN 2002	17
2 HOCHFILZEN, Women 10 km Pursuit	9 DEC 2001	10 OBERHOF, Women 12.5 km Mass Start	13 JAN 2002	18
3 POKLJUKA, Women 15 km Individual	12 DEC 2001	11 RUHPOLDING, Women 7.5 km Sprint	19 JAN 2002	19
4 POKLJUKA, Women 10 km Pursuit	16 DEC 2001	12 RUHPOLDING, Women 10 km Pursuit	20 JAN 2002	20
5 BREZNO-OSRBLIE, Women 15 km Individual	20 DEC 2001	13 ANTHOLZ, Women 15 km Individual	23 JAN 2002	21
6 BREZNO-OSRBLIE, Women 7.5 km Sprint	21 DEC 2001	14 ANTHOLZ, Women 10 km Pursuit	27 JAN 2002	22
7 BREZNO-OSRBLIE, Women 12.5 km Mass Start	22 DEC 2001	15 SALT LAKE CITY, UT, Women's 15 km Individual	11 FEB 2002	23
8 OBERHOF, Women 7.5 km Sprint	10 JAN 2002	16 SALT LAKE CITY, UT, Women's 7.5 km Sprint	13 FEB 2002	24

Rank	Name	NOC Code	Total	1	2	3	4	5	6	7	8	9	10	11	12	13	14	15	16	17
1	FORSBERG Magdalena	SWE	<b>562</b>	1/50	1/50	1/50	1/50	1/50	95	1/50	3/43	1/50	3/43	5/37	2/46				3/43	
2	PYLEVA Olga	RUS	<b>473</b>	28/3	9/28	4/40	2/46	4/40	4/40	2/46	2/46	4/40	8/30	4/40	6/34				4/40	
3	POÏREE Liv Grete	NOR	<b>471</b>	23/8	20/11	5/37	8/30				1/50	3/43	2/46	1/50	1/50	1/50	1/50	2/46		
4	ZUBRILOVA Olena	UKR	<b>447</b>	14/18	2/46	7/32	7/32	2/46	8/30	17/14	5/37	2/46	1/50	2/46	3/43	24/7	DNS	34		
5	DISL Uschi	GER	<b>403</b>	=3/43	3/43	2/46	6/34	34	10/26	3/43	4/40	7/32	9/28	10/26	13/20				12/22	
6	GLAGOW Martina	GER	<b>328</b>	6/34	6/34	19/12	16/15	5/37	=11/24	25/6	7/32	10/26	6/34	9/28	17/14				7/32	
7	HENKEL Andrea	GER	<b>317</b>	2/46	7/32	3/43	3/43	11/24	6/34	6/34				20/11	36				1/50	
8	APEL Katrin	GER	<b>301</b>	9/28	10/26	14/18	4/40	6/34	3/43	23/8	20/11	13/20	14/18	19/12	8/30				18/13	
9	ANDREASSEN Gunn Margit	NOR	<b>299</b>	33	23/8	=9/28	12/22	10/26	37	9/28	14/18	8/30	7/32	23/8	25/6	2/46	2/46	30/1		
10	WILHELM Kati	GER	<b>295</b>	12/22	8/30	33	18/13	26/5	2/46	5/37	8/30	11/24	4/40	8/30	14/18					
11	ISHMOURATOVA Svetlana	RUS	<b>286</b>	8/30	13/20	20/11	19/12	16/15	18/13	4/40	11/24	14/18	17/14	12/22	5/37				8/30	
12	BOGALI Anna	RUS	<b>262</b>	13/20	11/24	6/34	10/26	15/16	9/28	11/24	6/34	17/14	5/37	26/5	54					
13	HOLANTI Katja	FIN	<b>255</b>	10/26	5/37	58	31	3/43	1/50	7/32	22/9	25/6	23/8	30/1	28/3	13/20	DNS	13/20		
14	BAVEREL-ROBERT Florence	FRA	<b>243</b>	41	28/3	12/22	5/37				12/22	5/37	20/11	18/13	19/12	6/34	9/28	11/24		
15	LOSMANOVA Katerina	CZE	<b>196</b>	5/37	4/40	11/24	34	38	7/32	18/13	21/10	26/5	19/12	31	20/11				19/12	
16	DAFOVSKA Ekaterina	BUL	<b>195</b>	32	14/18	=9/28	11/24	8/30	58	15/16				13/20	12/22				5/37	
17	NIOGRET Corinne	FRA	<b>181</b>	=54	40	24/7	9/28	17/14	5/37	20/11				11/24	7/32	35	14/18	21/10		
18	KOUKLEVA Galina	RUS	<b>181</b>	7/32	24/7	17/14	35	7/32	29/2	28/3	16/15	12/22	12/22	15/16	15/16					
19	AKHATOVA Albina	RUS	<b>180</b>	48	35	23/8	38	55	13/20	16/15	9/28	6/34	24/7	17/14	9/28				10/26	
20	TCHERNOUSSOVA Svetlana	RUS	<b>177</b>	17/14	22/9	DNS		43	15/16	19/12	10/26	19/12	13/20	28/3	10/26	16/15	11/24			
21	SANTER Nathalie	ITA	<b>139</b>	42	18/13	8/30	27/4	23/8	39	14/18	13/20	23/8	11/24	35	DNS	31	17/14	DNF		
22	ZELLNER Martina	GER	<b>134</b>	=3/43	15/16	38	25/6	58	=61	27/4	19/12	9/28	28/3	45	50	12/22	DNS			
23	BURLET Delphyne	FRA	<b>131</b>	31	36	15/16	14/18	14/18	27/4	10/26				61		19/12	7/32	26/5		



**WORLD CUP TOTAL SCORE WOMEN  
SCORE TOTAL EN COUPE DU MONDE DAMES**

INTERMEDIATE AFTER 15 COMPETITIONS  
INTERMEDIAIRE APRÈS 15 COMPETITION

AS OF MON 11 FEB 2002 / À PARTIR DE LUN 11 FEV 2002

Rank	Name	NOC Code	Total	1	2	3	4	5	6	7	8	9	10	11	12	13	14	15	16	17
24	JASICOVA Martina	SVK	<b>119</b>	30/1	39	18/13	17/14	56	19/12	22/9			10/26	34	21/10	25/6	DNS	9/28		
25	NAZAROVA Olga	BLR	<b>117</b>	34	41	47	41	29/2	24/7		42	46		27/4	41	4/40	8/30	6/34		
26	GRASIC Andreja	SLO	<b>115</b>	20/11	31	28/3	20/11	42	35					44	24/7	3/43	4/40	56		
27	YU Shumei	CHN	<b>109</b>	27/4	19/12	51	45				57	24/7	16/15	7/32	16/15	23/8	15/16	46		
28	MURINOVA Anna	SVK	<b>95</b>	44	30/1	67		9/28	16/15	13/20			26/5	59	37	10/26	DNS	53		
29	BAILLY Sandrine	FRA	<b>94</b>	45	38	57	50	12/22	20/11	8/30				25/6	18/13	44	19/12			
30	MALGUINA Irina	RUS	<b>93</b>	43	29/2	40	15/16	21/10	34	21/10						14/18	5/37			
31	BEER Katja	GER	<b>92</b>								26/5	18/13		6/34	4/40	DSQ				
32	NIKOULTCHINA Irina	BUL	<b>88</b>	56	48	70		79	73		18/13	21/10	18/13	3/43	22/9			43		
33	VODOPYANOVA Tetyana	UKR	<b>87</b>			27/4	47	18/13	22/9		15/16	15/16	30/1	51	33	9/28	DNS			
34	BECAERT Sylvie	FRA	<b>87</b>	108		37	24/7	41	45		17/14	20/11	21/10	36	27/4	34	10/26	16/15		
35	TJOERHOM Linda	NOR	<b>86</b>	63		43	43				39	30/1		33	26/5	5/37	3/43	39		
36	ZAITSEVA Olga	RUS	<b>77</b>								24/7	16/15	15/16	16/15	11/24			37		
37	KHVOSTENKO Oksana	UKR	<b>74</b>	19/12	17/14	16/15	36	22/9	44	12/22				DNS	42	DNS	29/2			
38	KHRUSTALEVA Elena	BLR	<b>73</b>	36	37	46	33	54	40		33	43		24/7	42	7/32	6/34			
39	LEMESH Nina	UKR	<b>71</b>	11/24	12/22	56	LAP	50	=61	24/7				22/9	39	22/9	DNS			
40	BRANKOVIC Tadeja	SLO	<b>65</b>	DNS		25/6	44	52	=11/24	29/2				64		18/13	13/20	41		
41	MIHOKOVA Sona	SVK	<b>62</b>	25/6	27/4	60	DNS	27/4	32					72		8/30	DNS	14/18		
42	SPRUNG Anna	AUT	<b>60</b>	65	48	32	40	21/10			23/8	22/9	22/9	42	34	17/14	21/10			
43	STERA-KUSTUSZ Anna	POL	<b>57</b>	15/16	25/6	71		62	36		62		29/2			11/24	22/9	54		
44	PONZA Michela	ITA	<b>56</b>	66		35	13/20	70	28/3		35	28/3	27/4	46	31	20/11	16/15	36		
45	FILIPOVA Pavlina	BUL	<b>52</b>	24/7	26/5	45	55	25/6	41		30/1	29/2		14/18	29/2			20/11		
46	PETROVA Olena	UKR	<b>41</b>	37	16/15	44	22/9							57	DNS	21/10	DNS	24/7		
47	CESNEKOVA Irena	CZE	<b>40</b>	50	46	13/20	28/3	59	25/6	26/5	28/3	40		=54	46			28/3		
48	LIU Xianying	CHN	<b>37</b>	51	34	53	LAP				54	39		48	40	30/1	12/22	17/14		
49	YAKOVLEVA Oksana	UKR	<b>37</b>			30/1	30/1	=19/12	14/18	30/1				32	45	65		27/4		
50	SUN Ribo	CHN	<b>36</b>	21/10	21/10	64					44	49		58	53	50	32	15/16		
51	GROS Christelle	FRA	<b>35</b>	18/13	33	61		=19/12	46		49	27/4	25/6	70		55	31			
52	WAGENFUEHR Peggy	GER	<b>29</b>													15/16	18/13			
53	TOFALVI Eva	ROM	<b>26</b>	59	LAP	32	26/5	57	17/14		38	44		56	47	37	24/7	52		
54	LARISI Lucija	SLO	<b>21</b>	16/15	DNF	68		46	57							73		25/6		



**WORLD CUP TOTAL SCORE WOMEN  
SCORE TOTAL EN COUPE DU MONDE DAMES**

INTERMEDIATE AFTER 15 COMPETITIONS  
INTERMEDIAIRE APRÈS 15 COMPETITION

AS OF MON 11 FEB 2002 / À PARTIR DE LUN 11 FEV 2002

Rank	Name	NOC Code	Total	1	2	3	4	5	6	7	8	9	10	11	12	13	14	15	16	17
55	TERESHENKO Natalia	UKR	20	67				13/20	66											
56	SKJELBREID Ann Elen	NOR	18	35	45	22/9	51				50	38		41	DNS				22/9	
57	BUCHHOLZ Sabrina	GER	16													26/5	20/11			
58	SANTER Saskia	ITA	15	38	43	74		35	33		27/4	34		21/10	30/1	51	DNS		49	
59	KUTLIKOVA Tatiana	SVK	15	26/5	51	69		47	65					29/2	23/8	56	DNS			
60	KARAGIOZOVA Iva	BUL	10	68		21/10	53	61	55		34	36		43	38					32
61	PAVKOVCEKOVA Marcela	SVK	10	83		36	21/10	49	53					52	43	39	DNS			33
62	KETTUNEN Outi	FIN	10			29/2	23/8	32						=38	35					48
63	KRISTIANSEN Gro Marit	NOR	9	22/9	42	81					45	32		37	DNS					
64	SUGA Hiromi	JPN	8	73		41	46	48			36	LAP		85		33	23/8			42
65	EIKELAND Liv Kjersti	NOR	8					36	23/8		46	56		DNS						
66	VEJNAROVA Zdenka	CZE	8											83						23/8
67	PERUNKA Sanna-Leena	FIN	8	47	32	39	39	24/7	30/1		70									40
68	GRZYWA Magdalena	POL	8			62		63	80		64			79		28/3	26/5			
69	GWIZDON Magdalena	POL	8	69		78		80	49		31	37		40	32	27/4	27/4			
70	TAKAHASHI Ryoko	JPN	7	57	LAP	76		30/1	52		40	41		=54	48	32	25/6			50
71	STEER Rachel	USA	7	97		26/5	29/2				63			68						31
72	SHINDO Mami	JPN	6	78		31	40	45	43		25/6	47		50	52	43	LAP			64
73	MALI Andreja	SLO	5	49	50	=87		75	26/5					60	49	53	LAP			
74	STRELENKO Maria	RUS	3													46	28/3			
75	TSUKIDATE Ikuyo	JPN	3	76		94		28/3	83		51	52		65		62				
76	TANAKA Tamami	JPN	2	29/2	47	63		67	60		32	31		78		66				45
77	MERKUSHINA Iryna	UKR	2	=54	LAP	75					29/2	45		=38	DNF	49	DNS			
78	KADEVA Nina	BUL	2	100		52	54	39	47		61			87		29/2	DNS			
79	SAFAROVA Elena	RUS	2													41	29/2			
80	KONG Yingchao	CHN	1	75										63		40	30/1			44

World Cup Scoring Table

Place	1	2	3	4	5	6	7	8	9	10	11	12	13	14	15	16	17	18	19	20	21	22	23	24
Points	50	46	43	40	37	34	32	30	28	26	24	22	20	18	16	15	14	13	12	11	10	9	8	7





**WORLD CUP TOTAL SCORE WOMEN  
SCORE TOTAL EN COUPE DU MONDE DAMES**

INTERMEDIATE AFTER 15 COMPETITIONS  
INTERMEDIAIRE APRÈS 15 COMPETITION

AS OF MON 11 FEB 2002 / À PARTIR DE LUN 11 FEV 2002

**LEGEND**  
**DNS**  
**DSQ**

Did not start (DNS)  
Disqualified (DSQ)

=  
**LAP**

Sign indicates a tie for rank  
Lapped

**DNF**



**WOMEN'S NATIONS CUP SCORE / SCORE EN COUPE DES NATIONS FEMMES**

INTERMEDIATE AFTER 8 COMPETITIONS  
INTERMEDIAIRE APRÈS 8 COMPETITION

AS OF MON 11 FEB 2002 / À PARTIR DE LUN 11 FEV 2002

World Cup Venues					
1	HOCHFILZEN, Women 7.5 km Sprint	6 DEC 2001	7	ANTHOLZ, Women 15 km Individual	23 JAN 2002
2	POKLJUKA, Women 15 km Individual	12 DEC 2001	8	SALT LAKE CITY, UT, Women's 15 km Individual	11 FEB 2002
3	BREZNO-OSRBLIE, Women 15 km Individual	20 DEC 2001	9	SALT LAKE CITY, UT, Women's 7.5 km Sprint	13 FEB 2002
4	BREZNO-OSRBLIE, Women 7.5 km Sprint	21 DEC 2001	10	ÖSTERSUND, Women 7.5 km Sprint	9 MAR 2002
5	OBERHOF, Women 7.5 km Sprint	10 JAN 2002	11	LAHTI, Women 7.5 km Sprint	14 MAR 2002
6	RUHPOLDING, Women 7.5 km Sprint	19 JAN 2002	12	HOLMENKOLLEN, Women 7.5 km Sprint	21 MAR 2002

Rank	NOC	NOC Code	Total	1	2	3	4	5	6	7	8	9	10	11	12
1	Germany	GER	<b>3198</b>	432	407	395	423	402	392	343	404				
2	Russian Federation	RUS	<b>3051</b>	382	388	388	388	408	378	323	396				
3	Ukraine	UKR	<b>2810</b>	354	351	379	357	355	354	347	313				
4	France	FRA	<b>2707</b>	303	345	354	352	318	343	343	349				
5	Norway	NOR	<b>2617</b>	315	374	221	202	360	356	433	356				
6	Bulgaria	BUL	<b>2405</b>	281	324	328	250	311	381	183	347				
7	Czech Republic	CZE	<b>2299</b>	303	302	269	338	297	242	225	323				
8	Belarus	BLR	<b>2280</b>	253	266	279	281	263	275	356	307				
9	Italy	ITA	<b>2259</b>	255	283	265	293	320	291	291	261				
10	Slovakia	SVK	<b>2217</b>	312	279	316	326		278	362	344				
11	Finland	FIN	<b>2104</b>	281	267	349	314	230	249	120	294				
12	Japan	JPN	<b>2085</b>	234	258	290	238	300	224	285	256				
13	Slovenia	SLO	<b>1990</b>	308	272	253	325		227	334	271				
14	Poland	POL	<b>1706</b>	222	211	192	232	236	205	331	77				
15	People's Republic of China	CHN	<b>1662</b>	294	225			238	288	300	317				
16	Canada	CAN	<b>1474</b>	207	200	261	207	218	181	200					
17	Romania	ROM	<b>1432</b>	166	172	186	248	199	151	161	149				
18	United States of America	USA	<b>1093</b>	34	164			211	225	211	248				
19	Austria	AUT	<b>1026</b>	144	132	91	110	202	147	200					
20	Hungary	HUN	<b>978</b>	108	102	131	138	137	82	141	139				
21	Sweden	SWE	<b>909</b>	150	150	150	36	143	137		143				
22	Kazakhstan	KAZ	<b>905</b>	83	148	131	157	116	86	113	71				
23	Latvia	LAT	<b>714</b>	35	80	62	113	140	105	111	68				
24	Republic of Moldova	MDA	<b>689</b>	77	82	101	91	117	79	73	69				
25	Great Britain	GBR	<b>652</b>	128	86	87	96	98	65	92					
26	Netherlands	NED	<b>623</b>	93		99	109	121	92	109					
27	Korea	KOR	<b>555</b>	99	59	89	91	91	61		65				
28	Greece	GRE	<b>416</b>	65	54	45	79	43	23	44	63				
29	Argentina	ARG	<b>382</b>	25	21	38	37	82	39	78	62				
30	Denmark	DEN	<b>269</b>	67	31			78	42	51					
31	Lithuania	LTU	<b>222</b>	59	24		46		52	41					
32	Chile	CHI	<b>194</b>	26	25	39	40				64				
33	Bosnia and Herzegovina	BIH	<b>120</b>	28	49				43						
34	Estonia	EST	<b>56</b>							56					
35	Switzerland	SUI	<b>25</b>						25						

Nation Cup Scoring Table																														
Place	1	2	3	4	5	6	7	8	9	10	11	12	13	14	15	16	17	18	19	20	21	22	23	24	25	26	27	...	...	130
Points	150	146	143	140	137	134	132	130	128	126	124	122	120	118	116	115	114	113	112	111	110	109	108	107	106	105	104	...	...	1



## FINAL RESULTS - COMPETITION DATA SUMMARY RÉSULTATS DÉFINITIFS - RÉSUMÉ DES DONNÉES DE COMPÉTITION

### MEN'S 20 km INDIVIDUAL 20 km INDIVIDUEL HOMMES

SOLDIER HOLLOW MON 11 FEB 2002 / LUN 11 FEV 2002 START TIME / DEBUT 13:30 END TIME / FINI A 15:10

<b>Participation</b>	
----------------------	--

Number of Entries:	87
Did not start (DNS):	0
Did not finish (DNF):	1
Disqualified (DSQ):	0
Ranked Competitors:	86

<b>Atmospheric Conditions at the Stadium</b>				
--	--	--	--	--

	30 min. before Start	At Start Time	30 min. after Start	At End Time
Weather	Partly Cloudy	Partly Cloudy	Partly Cloudy	Partly Cloudy
Snow Condition	Hard	Hard	Hard	Hard
Snow Temperature	-11.0 °C	-11.0 °C	-10.0 °C	-9.0 °C
Air Temperature	-1.0 °C	-1.0 °C	-1.0 °C	1.0 °C
Humidity	51 %	49 %	48 %	46 %
Wind Direction/Speed	E 0.0 m/s	S 0.0 m/s	E 1.0 m/s	NE 2.0 m/s
Wind Direction at Shooting Range	←	↑	←	↘



<b>Jury Information</b>		
-------------------------	--	--

IBU Technical Delegate - Chairman	VODICAR Janez	SLO
IBU Assistant Technical Delegate	BERGER Franz	AUT
Competition Chief	COBB Max	USA
Team Captain (1)	TASCHLER Gottlieb	ITA
Team Captain (2)	GOLEV Alexander	RUS

<b>Course Information</b>	
---------------------------	--

**red 4 km A + green 4 km B + yellow 4 km A + blue 4 km B + brown 4 km A**

Total Course Length:	19867 m
Height Difference:	67 m
Max. Climb:	31 m
Total Climb:	665 m

IBU Technical Delegate - Chairman  VODICAR Janez (SLO)	IBU Assistant Technical Delegate  BERGER Franz (AUT)
---	---

<b>LEGEND</b>				
E	East	S	South	NE North East



## FINAL RESULTS / RÉSULTATS DÉFINITIFS

### MEN'S 20 km INDIVIDUAL 20 km INDIVIDUEL HOMMES

SOLDIER HOLLOW MON 11 FEB 2002 / LUN 11 FEV 2002 START TIME / DEBUT 13:30 END TIME / FINI A 15:10

Rank	Bib	Name	NOC Code	Ski Time	P	S	P	S	T	Result	Behind	WC	NC
1	26	BJOERNDALEN Ole Einar	NOR	49:03.3	0	1	1	0	2	51:03.3	0.0	50	150
2	77	LUCK Frank	GER	51:39.4	0	0	0	0	0	51:39.4	+36.1	46	146
3	28	MAIGOUROV Victor	RUS	50:40.6	0	0	1	0	1	51:40.6	+37.3	43	143
4	53	GROSS Ricco	GER	49:58.7	0	1	0	1	2	51:58.7	+55.4	40	140
5	78	HANEVOLD Halvard	NOR	52:16.3	0	0	0	0	0	52:16.3	+1:13.0	37	137
6	39	ROSTOVTSEV Pavel	RUS	51:33.5	0	1	0	0	1	52:33.5	+1:30.2	34	134
7	87	ANDRESEN Frode	NOR	49:39.1	0	0	0	3	3	52:39.1	+1:35.8	32	132
8	11	TCHEPIKOV Serguei	RUS	51:44.2	0	0	0	1	1	52:44.2	+1:40.9	30	130
9	50	SASHURIN Vadim	BLR	52:52.6	0	0	0	0	0	52:52.6	+1:49.3	28	128
10	31	POIREE Raphael	FRA	50:52.9	0	1	0	1	2	52:52.9	+1:49.6	26	126
11	12	GREDLER Ludwig	AUT	51:19.3	2	0	0	0	2	53:19.3	+2:16.0	24	124
12	52	ROZHKOV Sergei	RUS	53:43.8	0	0	0	0	0	53:43.8	+2:40.5	22	
13	67	DOLENC Marko	SLO	51:45.8	0	0	1	1	2	53:45.8	+2:42.5	20	120
14	48	TEELA Jeremy	USA	51:56.5	1	1	0	0	2	53:56.5	+2:53.2	18	118
15	4	PUURUNEN Paavo	FIN	51:15.7	1	1	0	1	3	54:15.7	+3:12.4	16	116
16	61	GJELLAND Egil	NOR	52:16.1	0	0	0	2	2	54:16.1	+3:12.8	15	
17	27	AIDAROV Aleksei	BLR	51:25.3	1	0	2	0	3	54:25.3	+3:22.0	14	114
18	49	GLOBOCNIK Tomas	SLO	53:40.6	0	1	0	0	1	54:40.6	+3:37.3	13	113
19	55	HIETALAHTI Vesa	FIN	52:47.0	0	0	0	2	2	54:47.0	+3:43.7	12	112
20	15	SUGA Kyoji	JPN	52:51.9	0	0	2	0	2	54:51.9	+3:48.6	11	111
21	40	CATTARINUSSI Rene	ITA	52:57.2	0	1	0	1	2	54:57.2	+3:53.9	10	110
22	36	SUMANN Christoph	AUT	52:00.3	0	1	0	2	3	55:00.3	+3:57.0	9	109
23	62	DERKACH Vyacheslav	UKR	54:01.3	0	0	0	1	1	55:01.3	+3:58.0	8	108
24	84	LYSENKO Ruslan	UKR	53:02.1	1	1	0	0	2	55:02.1	+3:58.8	7	107
25	43	GARABIK Petr	CZE	53:12.2	1	1	0	0	2	55:12.2	+4:08.9	6	106
26	14	HAKKINEN Jay	USA	52:13.8	0	2	0	1	3	55:13.8	+4:10.5	5	105
27	47	DERYZEMLYA Andriy	UKR	54:14.8	0	1	0	0	1	55:14.8	+4:11.5	4	104
28	34	CLEGG Robin	CAN	53:17.5	0	1	0	1	2	55:17.5	+4:14.2	3	103
29	60	FISCHER Sven	GER	51:23.2	1	1	1	1	4	55:23.2	+4:19.9	2	102
30	75	ZIEMIANIN Wieslaw	POL	54:35.2	0	0	0	1	1	55:35.2	+4:31.9	1	101
31	23	RYZHENKOV Oleg	BLR	51:56.6	0	1	1	2	4	55:56.6	+4:53.3		100
32	64	PERNER Wolfgang	AUT	51:00.4	0	2	0	3	5	56:00.4	+4:57.1		99
33	3	LONGO Paolo	ITA	55:11.9	0	1	0	0	1	56:11.9	+5:08.6		98
34	30	WOLF Alexander	GER	51:16.6	1	2	0	2	5	56:16.6	+5:13.3		
=35	8	DOSTAL Roman	CZE	52:19.6	0	1	0	3	4	56:19.6	+5:16.3		96
=35	82	NAKUMS Jekabs	LAT	55:19.6	0	0	0	1	1	56:19.6	+5:16.3		96
37	58	DEFRASNE Vincent	FRA	53:20.3	1	1	0	1	3	56:20.3	+5:17.0		94
38	35	FERRY Bjoern	SWE	52:20.7	2	1	0	1	4	56:20.7	+5:17.4		93
39	56	BRICIS Ilmars	LAT	53:24.4	0	2	1	0	3	56:24.4	+5:21.1		92
40	79	BERGMAN Carl Johan	SWE	53:24.5	1	1	1	0	3	56:24.5	+5:21.2		91
41	69	ANTILA Timo	FIN	53:33.5	1	1	1	0	3	56:33.5	+5:30.2		90
42	81	MASARIK Ivan	CZE	53:40.6	1	1	0	1	3	56:40.6	+5:37.3		89
43	17	MARIC Janez	SLO	51:51.9	0	3	0	2	5	56:51.9	+5:48.6		88
44	37	ISA Hidenori	JPN	52:52.8	0	1	2	1	4	56:52.8	+5:49.5		87
45	80	LESSING Roland	EST	54:08.4	2	1	0	0	3	57:08.4	+6:05.1		86



## FINAL RESULTS / RÉSULTATS DÉFINITIFS

### MEN'S 20 km INDIVIDUAL 20 km INDIVIDUEL HOMMES

SOLDIER HOLLOW MON 11 FEB 2002 / LUN 11 FEV 2002 START TIME / DEBUT 13:30 END TIME / FINI A 15:10

Rank	Bib	Name	NOC Code	Ski Time	P	S	P	S	T	Result	Behind	WC	NC
46	54	SIKORA Tomasz	POL	53:08.5	0	1	2	1	4	57:08.5	+6:05.2		85
47	71	FORSBERG Henrik	SWE	51:22.0	3	0	2	1	6	57:22.0	+6:18.7		84
48	65	SKLENAR Jason	GBR	54:27.2	0	1	1	1	3	57:27.2	+6:23.9		83
49	45	PANTOV Dmitriy	KAZ	54:32.8	1	2	0	0	3	57:32.8	+6:29.5		82
50	76	PALLHUBER Wilfried	ITA	52:33.2	0	2	1	2	5	57:33.2	+6:29.9		81
51	2	BLAJ Marian	ROM	54:36.8	1	1	0	1	3	57:36.8	+6:33.5		80
52	46	MATIASKO Marek	SVK	53:37.8	1	0	1	2	4	57:37.8	+6:34.5		79
53	66	TOBRELUITS Indrek	EST	53:52.1	1	1	0	2	4	57:52.1	+6:48.8		78
54	41	ROBERT Julien	FRA	54:54.0	1	0	0	2	3	57:54.0	+6:50.7		77
55	22	WIKSTEN Tord	SWE	56:02.3	0	1	0	1	2	58:02.3	+6:59.0		
56	21	BOROVIK Dimitri	EST	53:02.5	0	2	1	2	5	58:02.5	+6:59.2		75
57	68	VITEK Zdenek	CZE	52:07.9	1	1	2	2	6	58:07.9	+7:04.6		
58	33	ZWAHLEN Roland	SUI	54:10.6	2	1	0	1	4	58:10.6	+7:07.3		73
59	29	ZHANG Qing	CHN	54:13.9	2	0	0	2	4	58:13.9	+7:10.6		72
60	70	VALIULLIN Rustam	BLR	52:46.7	3	1	0	2	6	58:46.7	+7:43.4		
61	72	CHABLOZ Jean Marc	SUI	55:59.4	1	2	0	0	3	58:59.4	+7:56.1		70
62	16	BARILA Liutauras	LTU	55:02.3	0	2	1	1	4	59:02.3	+7:59.0		69
63	24	PRANTS Janno	EST	53:14.0	0	2	3	1	6	59:14.0	+8:10.7		
64	44	MESOTITSCH Daniel	AUT	53:15.9	2	0	2	2	6	59:15.9	+8:12.6		
65	6	KASSABOV Gueorgui	BUL	55:16.1	2	1	0	1	4	59:16.1	+8:12.8		66
66	63	MEGURO Hironao	JPN	56:29.2	1	0	0	2	3	59:29.2	+8:25.9		65
67	51	RAIKKONEN Ville	FIN	55:34.2	1	1	2	0	4	59:34.2	+8:30.9		
68	20	BILANENKO Oleksander	UKR	55:34.4	0	2	0	2	4	59:34.4	+8:31.1		
69	7	KOZUB Wojciech	POL	54:35.1	2	0	1	2	5	59:35.1	+8:31.8		62
70	5	TAGSCHERER Imre	HUN	56:51.8	1	0	0	2	3	59:51.8	+8:48.5		61
71	59	UPENIEKS Gundars	LAT	54:56.0	2	0	3	0	5	59:56.0	+8:52.7		60
72	85	VUILLERMOZ Rene Laurent	ITA	54:00.7	2	1	1	2	6	1:00:00.7	+8:57.4		
73	42	TROPNIKOV Aleksandr	KGZ	58:05.3	0	1	1	0	2	1:00:05.3	+9:02.0		58
74	83	TOPOR Krzysztof	POL	54:36.8	0	4	0	2	6	1:00:36.8	+9:33.5		
75	32	SHIN Byung-Kook	KOR	56:58.1	1	2	1	0	4	1:00:58.1	+9:54.8		56
76	73	CAMPBELL Dan	USA	54:58.6	2	1	2	1	6	1:00:58.6	+9:55.3		55
77	74	CANNARD Ferreol	FRA	56:32.9	1	1	1	2	5	1:01:32.9	+10:29.6		
78	18	SIMMEN Matthias	SUI	56:03.0	2	2	0	2	6	1:02:03.0	+10:59.7		53
79	38	DIXON Michael	GBR	57:04.9	2	1	1	1	5	1:02:04.9	+11:01.6		52
80	1	OSCARE Ricardo	ARG	56:08.1	2	2	1	1	6	1:02:08.1	+11:04.8		51
81	19	GEE Mark	GBR	57:10.2	0	2	2	1	5	1:02:10.2	+11:06.9		50
82	86	OZBOLT Janez	SLO	57:16.2	1	2	2	1	6	1:03:16.2	+12:12.9		
83	25	GALJANIC Zarko	CRO	58:54.4	0	2	1	3	6	1:04:54.4	+13:51.1		48
84	57	GRIBUSENCOV Mihail	MDA	58:58.5	2	2	1	2	7	1:05:58.5	+14:55.2		47
85	13	CRISTOFORIDIS Stavros	GRE	1:03:09.5	2	1	0	2	5	1:08:09.5	+17:06.2		46
86	9	VARAS Carlos	CHI	1:07:32.2	0	1	1	1	3	1:10:32.2	+19:28.9		45



**FINAL RESULTS / RÉSULTATS DÉFINITIFS**

**MEN'S 20 km INDIVIDUAL  
20 km INDIVIDUEL HOMMES**

SOLDIER HOLLOW MON 11 FEB 2002 / LUN 11 FEV 2002 START TIME / DEBUT 13:30 END TIME / FINI A 15:10

**Did not finish (DNF)**

10	MALUHINS Olegs	LAT	1	2	1
----	----------------	-----	---	---	---

**LEGEND**

<b>P</b>	Prone	<b>S</b>	Standing	<b>T</b>	Total penalties
<b>WC</b>	World Cup	<b>NC</b>	Nation Cup	<b>=</b>	Sign indicates a tie for rank



## WORLD CUP INDIVIDUAL SCORE MEN SCORE EN COUPE DU MONDE, INDIVIDUEL HOMMES

FINAL RESULT - 3 OF 4 RESULTS SCORED

AS OF MON 11 FEB 2002 / À PARTIR DE LUN 11 FEV 2002

World Cup Venues			
1 POKLJUKA, Men 20 km Individual	13 DEC 2001	3 ANTHOLZ, Men 20 km Individual	24 JAN 2002
2 BREZNO-OSRBLIE, Men 20 km Individual	19 DEC 2001	4 SALT LAKE CITY, UT, Men's 20 km Individual	11 FEB 2002

Rank	Name	NOC Code	Total	1	2	3	4
1	LUCK Frank	GER	128	7/32	1/50		2/46
2	BJOERNDALEN Ole Einar	NOR	108	19/12		2/46	1/50
3	ROSTOVTSEV Pavel	RUS	100	1/50	15/16		6/34
4	TCHEPIKOV Serguei	RUS	92	12/22	4/40		8/30
5	POIREE Raphael	FRA	88	8/30		7/32	10/26
6	ROZHKOV Sergei	RUS	85	13/20	3/43		12/22
7	GROSS Ricco	GER	84	14/18	10/26		4/40
8	HANEVOLD Halvard	NOR	79	4/40		29/2	5/37
9	MESOTITSCH Daniel	AUT	74	44	11/24	1/50	64
10	SASHURIN Vadim	BLR	74	6/34	19/12	25/6	9/28
11	GJELLAND Egil	NOR	71	9/28		9/28	16/15
12	GREDLER Ludwig	AUT	68	10/26	14/18	46	11/24
13	HIETALAHTI Vesa	FIN	64	5/37	18/13	17/14	19/16
14	RYZHENKOV Oleg	BLR	62	31	9/28	6/34	31
15	GLOBOCNIK Tomas	SLO	60	24/7	59	4/40	18/13
16	ANDRESEN Frode	NOR	58	35	DNS	10/26	7/32
17	DOLENC Marko	SLO	57	58	55	5/37	13/20
18	BRICIS Ilmars	LAT	56	2/46	21/10	43	39
19	KOTCHKINE Mikhail	RUS	49	39	25/6	3/43	
20	FISCHER Sven	GER	48	64	2/46		29/2
21	DEFRASNE Vincent	FRA	43	3/43		32	37
22	MAIGOUROV Victor	RUS	43	37	34		3/43
23	SUGA Kyoji	JPN	41		66	8/30	20/11
24	SIKORA Tomasz	POL	38	30/1	5/37	48	46
25	FORSBERG Henrik	SWE	37	28/3	6/34		47
26	GARABIK Petr	CZE	36	67	8/30		25/6
27	CANNARD Ferreol	FRA	32	46	7/32	44	77
28	PUURUNEN Paavo	FIN	31	43		16/15	15/16
29	AIDAROV Aleksei	BLR	31	49	22/9	23/8	17/14
30	ROUSSINOV Serguei	RUS	28	23/8	13/20		
31	SUMANN Christoph	AUT	25	15/16	39		22/9
32	MATIASKO Marek	SVK	24	38	42	11/24	52
33	FERRY Bjoern	SWE	24	11/24	58		38
34	DERKACH Vyacheslav	UKR	23	20/11	27/4	41	23/8
35	UPENIEKS Gundars	LAT	22	33	12/22	52	71
36	BOROVIK Dimitri	EST	22	54	72	12/22	56
37	ISA Hidenori	JPN	20	48	70	13/20	44
38	OZBOLT Janez	SLO	20	DNF	24/7	18/13	82
39	TEELA Jeremy	USA	18				14/18
40	BJOERNDALEN Dag	NOR	18	51		14/18	
41	WOLLSCHLAEGER Joern	GER	18	25/6	20/11	30/1	
42	PRANTS Janno	EST	16	72	61	15/16	63
43	PERNER Wolfgang	AUT	16	=17/14	29/2	33	32
44	POIREE Gael	FRA	15	56	16/15	71	
45	VITEK Zdenek	CZE	15	16/15	64		57
46	DERYZEMLYA Andriy	UKR	15	29/2	=48	22/9	27/4



**WORLD CUP INDIVIDUAL SCORE MEN  
SCORE EN COUPE DU MONDE, INDIVIDUEL HOMMES**

FINAL RESULT - 3 OF 4 RESULTS SCORED

AS OF MON 11 FEB 2002 / À PARTIR DE LUN 11 FEV 2002

Rank	Name	NOC Code	Total	1	2	3	4
47	ANTILA Timo	FIN	14	=17/14	56	=36	41
48	BERGMAN Carl Johan	SWE	14		17/14		40
49	MALUHINS Olegs	LAT	12	DNF	71	19/12	DNF
50	ECKHOFF Stian	NOR	11	71		20/11	
51	STITZL Andi	GER	10			21/10	
52	CATTARINUSSI Rene	ITA	10		45	51	21/10
53	WIKSTEN Tord	SWE	10	21/10	52		55
54	DOSTAL Roman	CZE	9	22/9	47		=35
55	HOLUBEC Tomas	CZE	8	50	23/8		
56	LYSENKO Ruslan	UKR	7	32		35	24/7
57	ZIMELIS Raivis	LAT	7	77	74	24/7	
58	HAKKINEN Jay	USA	5				26/5
59	TOBRELUTS Indrek	EST	5	26/5	50	68	53
60	SIMMEN Matthias	SUI	5	65	26/5		78
61	POKLUKAR Matjaz	SLO	5	73	88	26/5	
62	BLAJ Marian	ROM	4	74	37	27/4	51
63	MARGUET Gilles	FRA	4	27/4		60	
64	CLEGG Robin	CAN	3	99	57	31	28/3
65	KONOVALOV Serguei	RUS	3	53		28/3	
66	STEINSLETT Geir Ole	NOR	3	57	28/3		
67	PANTOV Dmitriy	KAZ	1	DNF	30/1	62	49
68	ZIEMIANIN Wieslaw	POL	1	82	85	66	30/1

World Cup Scoring Table																														
Place	1	2	3	4	5	6	7	8	9	10	11	12	13	14	15	16	17	18	19	20	21	22	23	24	25	26	27	28	29	30
Points	50	46	43	40	37	34	32	30	28	26	24	22	20	18	16	15	14	13	12	11	10	9	8	7	6	5	4	3	2	1

<b>LEGEND</b>	Did not start (DNS)	<b>DNF</b>	Did not finish (DNF)	=	Sign indicates a tie for rank
---------------	---------------------	------------	----------------------	---	-------------------------------





**WORLD CUP TOTAL SCORE MEN / SCORE TOTAL EN COUPE DU MONDE HOMMES**

INTERMEDIATE AFTER 15 COMPETITIONS  
INTERMEDIAIRE APRÈS 15 COMPETITION

AS OF MON 11 FEB 2002 / À PARTIR DE LUN 11 FEV 2002

**World Cup Venues**

1 HOCHFILZEN, Men 10 km Sprint	6 DEC 2001	9 OBERHOF, Men 12.5 km Pursuit	11 JAN 2002	17
2 HOCHFILZEN, Men 12.5 km Pursuit	9 DEC 2001	10 OBERHOF, Men 15 km Mass Start	12 JAN 2002	18
3 POKLJUKA, Men 20 km Individual	13 DEC 2001	11 RUHPOLDING, Men 10 km Sprint	18 JAN 2002	19
4 POKLJUKA, Men 12.5 km Pursuit	16 DEC 2001	12 RUHPOLDING, Men 12.5 km Pursuit	20 JAN 2002	20 LAHTI, Men 10 km Sprint
5 BREZNO-OSRBLIE, Men 20 km Individual	19 DEC 2001	13 ANTHOLZ, Men 20 km Individual	24 JAN 2002	21
6 BREZNO-OSRBLIE, Men 10 km Sprint	21 DEC 2001	14 ANTHOLZ, Men 12.5 km Pursuit	27 JAN 2002	22
7 BREZNO-OSRBLIE, Men 15 km Mass Start	22 DEC 2001	15 SALT LAKE CITY, UT, Men's 20 km Individual	11 FEB 2002	23
8 OBERHOF, Men 10 km Sprint	9 JAN 2002	16 SALT LAKE CITY, UT, Men's 10 km Sprint	13 FEB 2002	24

Rank	Name	NOC Code	Total	1	2	3	4	5	6	7	8	9	10	11	12	13	14	15	16	17
1	ROSTOVTSSEV Pavel	RUS	<b>459</b>	8/30	4/40	1/50	2/46	15/16	11/24	11/24	1/50	1/50	8/30	12/22	3/43			6/34		
2	POIREE Raphael	FRA	<b>456</b>	5/37	5/37	8/30	1/50				10/26	2/46	1/50	1/50	12/22	7/32	1/50	10/26		
3	LUCK Frank	GER	<b>422</b>	3/43	2/46	7/32	8/30	1/50	5/37	21/10	23/8	8/30	24/7	5/37	2/46			2/46		
4	BJOERNDALEN Ole Einar	NOR	<b>358</b>	1/50	1/50	19/12	14/18				9/28	4/40	14/18			2/46	2/46	1/50		
5	HIETALAHTI Vesa	FIN	<b>350</b>	2/46	9/28	5/37	10/26	18/13	23/8	1/50	3/43	9/28	16/15	25/6	11/24	17/14	DNS	19/12		
6	ANDRESEN Frode	NOR	<b>344</b>	6/34	10/26	35	20/11	DNS	15/16	26/5	6/34	11/24	12/22	3/43	5/37	10/26	6/34	7/32		
7	GROSS Ricco	GER	<b>335</b>	25/6	3/43	14/18	4/40	10/26	6/34	19/12	5/37	13/20	5/37	24/7	16/15			4/40		
8	MAIGOUROV Victor	RUS	<b>317</b>	9/28	7/32	37	24/7	34	20/11	4/40	18/13	6/34	3/43	6/34	7/32			3/43		
9	FISCHER Sven	GER	<b>289</b>			64		2/46	7/32	15/16	2/46	3/43	10/26	9/28	1/50			29/2		
10	HANEVOLD Halvard	NOR	<b>250</b>	51	51	4/40	3/43				33	17/14	15/16	4/40	4/40	29/2	14/18	5/37		
11	SUMANN Christoph	AUT	<b>231</b>	13/20	24/7	15/16	18/13	39	1/50	17/14	13/20	12/22	9/28	14/18	17/14			22/9		
12	SASHURIN Vadim	BLR	<b>224</b>	38	16/15	6/34	5/37	19/12	10/26	25/6	19/12	28/3	23/8	11/24	18/13	25/6	DNS	9/28		
13	ROZHKOV Sergei	RUS	<b>223</b>	45	17/14	13/20	17/14	3/43	37	9/28	4/40	14/18	DNF	19/12	19/12			12/22		
14	TCHEDIKOV Serguei	RUS	<b>211</b>	43	39	12/22	15/16	4/40	4/40	20/11	26/5	15/16	11/24	37	24/7			8/30		
15	GJELLAND Egil	NOR	<b>195</b>	19/12	15/16	9/28	9/28				51	32	25/6	21/10	13/20	9/28	7/32	16/15		
16	DEFRASNE Vincent	FRA	<b>190</b>	83		3/43	6/34				11/24	7/32	2/46	55	35	32	20/11	37		
17	GREDLER Ludwig	AUT	<b>179</b>	57	41	10/26	7/32	14/18	18/13	7/32	60	DNS	18/13	20/11	21/10	46	DNS	11/24		
18	KOTCHKINE Mikhail	RUS	<b>166</b>	21/10	8/30	39	33	25/6	13/20	12/22			22/9	59	40	3/43	10/26			
19	GLOBOCNIK Tomas	SLO	<b>162</b>	7/32	12/22	24/7	32	59	40	23/8				15/16	23/8	4/40	15/16	18/13		
20	GREIS Michael	GER	<b>155</b>	30/1	32						7/32	5/37	26/5	2/46	6/34					
21	BRICIS Ilmars	LAT	<b>149</b>	48	48	2/46	12/22	21/10	34	6/34	12/22	19/12	28/3			43	DNS	39		
22	WOLF Alexander	GER	<b>146</b>					31	9/28	2/46			17/14	8/30	9/28			34		
23	RYZHENKOV Oleg	BLR	<b>146</b>	29/2	37	31	29/2	9/28	27/4	27/4	17/14	21/10	20/11	46	50	6/34	5/37	31		
24	SENDEL Peter	GER	<b>139</b>			42	21/10	63	22/9		8/30	10/26	6/34	33	8/30					



WORLD CUP TOTAL SCORE MEN / SCORE TOTAL EN COUPE DU MONDE HOMMES

INTERMEDIATE AFTER 15 COMPETITIONS  
INTERMEDIAIRE APRÈS 15 COMPETITION

AS OF MON 11 FEB 2002 / À PARTIR DE LUN 11 FEV 2002

Rank	Name	NOC Code	Total	1	2	3	4	5	6	7	8	9	10	11	12	13	14	15	16	17
25	ROUSSINOV Serguei	RUS	133	20/11	38	23/8	19/12	13/20	=42	22/9	14/18	16/15	4/40							
26	DERKACH Vyacheslav	UKR	129	10/26	27/4	20/11	22/9	27/4	63	3/43				13/20	27/4	41	DNS	23/8		
27	MESOTITSCH Daniel	AUT	126	58	25/6	44	28/3	11/24	35					42	44	1/50	3/43	64		
28	SIKORA Tomasz	POL	121	91		30/1	44	5/37	26/5	8/30	25/6	25/6	7/32			48	27/4	46		
29	DERYZEMLYA Andriy	UKR	119	31	11/24	29/2	23/8	=48	3/43	13/20				27/4	26/5	22/9	DNS	27/4		
30	FORSBERG Henrik	SWE	118	12/22	19/12	28/3	42	6/34	2/46	LAP				31	30/1			47		
31	DOLENC Marko	SLO	116	26/5	31	58	40	55	12/22					23/8	42	5/37	11/24	13/20		
32	ECKHOFF Stian	NOR	116	16/15	33	71					34	27/4		7/32	10/26	20/11	9/28			
33	PERNER Wolfgang	AUT	112	97		=17/14	11/24	29/2	19/12	5/37	28/3	DNF	19/12	49	29/2	33	25/6	32		
34	MARIC Janez	SLO	99	15/16	18/13	36	45	32	16/15	10/26				16/15	33	40	17/14	43		
35	WOLLSCHLAEGER Joern	GER	93	17/14	13/20	25/6	38	20/11	32	24/7	30/1	33	13/20			30/1	18/13			
36	VITEK Zdenek	CZE	89	42	30/1	16/15	13/20	64	17/14	29/2				10/26	20/11			57		
37	MORGENSTERN Marco	GER	74	4/40	6/34	45	DNS		57					45	55					
38	FERRY Bjoern	SWE	71	35	44	11/24	16/15	58	=42	16/15	24/7	40	21/10	71				38		
39	GARABIK Petr	CZE	69	14/18	22/9	67		8/30	45	28/3	35	DNS	29/2	30/1	52			25/6		
40	MALUHINS Olegs	LAT	69	73		DNF		71	8/30	18/13	29/2	23/8	27/4			19/12	DNS	DNF		
41	SUGA Kyoji	JPN	63	69				66	72		63					8/30	12/22	20/11		
42	PUURUNEN Paavo	FIN	63	22/9	26/5	43	35				27/4	31		17/14	36	16/15	DNS	15/16		
43	AIDAROV Aleksei	BLR	62	34	21/10	49	DNS	22/9	78		15/16	29/2		35	46	23/8	28/3	17/14		
44	OZBOLT Janez	SLO	57	28/3	28/3	DNF		24/7	21/10					43	25/6	18/13	16/15	82		
45	ISA Hidenori	JPN	55			48	48	70			16/15	37		57	56	13/20	13/20	44		
46	PRANTS Janno	EST	51	88		72		61	41		=48	26/5				15/16	8/30	63		
47	STITZL Andi	GER	50													21/10	4/40			
48	CANNARD Ferreol	FRA	50	79		46	41	7/32	61	14/18	82			58	43	44	34	77		
49	MATIASKO Marek	SVK	49	93		38	37	42	62		65			22/9	15/16	11/24	DNS	52		
50	BIRNBACHER Andreas	GER	42	11/24	14/18	63										63				
51	KONOVALOV Serguei	RUS	33	59	43	53	51		14/18							28/3	19/12			
52	ROBERT Julien	FRA	32	60	55	41	30/1				31	30/1		29/2	14/18	34	21/10	54		
53	HEYMANN Carsten	GER	31					=48			20/11	18/13				47	24/7			
54	BOROVIK Dimitri	EST	30	95		54	DNS	72			57	48				12/22	23/8	56		
55	UPENIEKS Gundars	LAT	28	56	53	33	25/6	12/22	51		DNS					52	DNS	71		
56	DOSTAL Roman	CZE	26	24/7	23/8	22/9	31	47	29/2		=40	38		69				=35		
57	TEELA Jeremy	USA	23								46	45		26/5	31			14/18		



WORLD CUP TOTAL SCORE MEN / SCORE TOTAL EN COUPE DU MONDE HOMMES

INTERMEDIATE AFTER 15 COMPETITIONS  
INTERMEDIAIRE APRÈS 15 COMPETITION

AS OF MON 11 FEB 2002 / À PARTIR DE LUN 11 FEV 2002

Rank	Name	NOC Code	Total	1	2	3	4	5	6	7	8	9	10	11	12	13	14	15	16	17
58	BERGMAN Carl Johan	SWE	23	44	34			17/14	44		53	44		39	22/9			40		
59	MARGUET Gilles	FRA	23	99		27/4	46				21/10	22/9		61		60	DNS			
60	POIREE Gael	FRA	19	27/4	45	56	52	16/15	73		44	41		64		71				
61	ANTILA Timo	FIN	19	62		=17/14	26/5	56	65		37	DNS			=36	DNS	41			
62	BJOERNDALEN Dag	NOR	18	DNS		51	DNS				70			51	34	14/18	DNS			
63	GRAJF Saso	SLO	17	74		55	50	DNF	49		22/9	24/7		70		49	30/1			
64	LYSENKO Ruslan	UKR	15	23/8	35	32	39				39	34		34	54	35	DNS	24/7		
65	BACHKIROV Serguei	RUS	14								=40	20/11		53	28/3					
66	ROTTMANN Wolfgang	AUT	13	103				73	53		38	35		18/13	DNS	DNS				
67	MOCHIZUKI Yukio	JPN	13	18/13	50	47	53		74					76						
68	MASARIK Ivan	CZE	11	36	20/11	60	DNS	44	68		=48	46		44	37				42	
69	CATTARINUSSI Rene	ITA	10					45	31		67			52	47	51	DNS	21/10		
70	WIKSTEN Tord	SWE	10	39	46	21/10	36	52	56		74			40	58			55		
71	POKLUKAR Matjaz	SLO	10	49	47	73		88	50		69			36	39	26/5	26/5			
72	KRUGLOV Nikolay	RUS	9													=36	22/9			
73	HOLUBEC Tomas	CZE	8	67		50	47	23/8	64		78			41	48					
74	ZIMELIS Raivis	LAT	8	78		77		74	30/1		42	DNS				24/7	DNS			
75	BJOERNSTAD Tor Halvor	NOR	7					46	24/7		64			47	45	57	DNS			
76	BILANENKO Oleksander	UKR	7	64		40	27/4							28/3	41	69		68		
77	VALIULLIN Rustam	BLR	6	72		59	49	38	25/6		104			50	DNS	DNS		60		
78	TOBRELUTS Indrek	EST	5	63		26/5	34	50	60		47	DNS				68		53		
79	HAKKINEN Jay	USA	5								45	43		38	53			26/5		
80	SIMMEN Matthias	SUI	5	85		65		26/5	70		76			74				78		
81	BLAJ Marian	ROM	4	94		74		37	58		56	47		48	32	27/4	31	51		
82	CLEGG Robin	CAN	3	110		99		57	86		89			63		31	DNS	28/3		
83	BERGER Lars	NOR	3	54	58			43	28/3					54	49					
84	STEINSLETT Geir Ole	NOR	3			57	LAP	28/3	46											
85	SYMAN Aleksandr	BLR	2	32	29/2	=69		65	48		58	LAP		68		DNS				
86	ACHORNER Hans	AUT	2											73		38	29/2			
87	ZIEMIANIN Wieslaw	POL	1	46	49	82		85	59		62					66		30/1		
88	PANTOV Dmitriy	KAZ	1	70		DNF		30/1	66		72			77		62		49		



**WORLD CUP TOTAL SCORE MEN / SCORE TOTAL EN COUPE DU MONDE HOMMES**

INTERMEDIATE AFTER 15 COMPETITIONS  
INTERMEDIAIRE APRÈS 15 COMPETITION

AS OF MON 11 FEB 2002 / À PARTIR DE LUN 11 FEV 2002

**World Cup Scoring Table**

Place	1	2	3	4	5	6	7	8	9	10	11	12	13	14	15	16	17	18	19	20	21	22	23	24
Points	50	46	43	40	37	34	32	30	28	26	24	22	20	18	16	15	14	13	12	11	10	9	8	7

**LEGEND**  
**DNS**  
**LAP**

Did not start (DNS)  
Lapped

**DNF**

Did not finish (DNF)

=



## NATIONS CUP SCORE MEN / SCORE EN COUPE DE NATIONS HOMMES

INTERMEDIATE AFTER 8 COMPETITIONS  
INTERMEDIAIRE APRÈS 8 COMPETITION

AS OF MON 11 FEB 2002 / À PARTIR DE LUN 11 FEV 2002

World Cup Venues			
1 HOCHFILZEN, Men 10 km Sprint	6 DEC 2001	7 ANTHOLZ, Men 20 km Individual	24 JAN 2002
2 POKLJUKA, Men 20 km Individual	13 DEC 2001	8 SALT LAKE CITY, UT, Men's 20 km Individual	11 FEB 2002
3 BREZNO-OSRBLIE, Men 20 km Individual	19 DEC 2001	9 SALT LAKE CITY, UT, Men's 10 km Sprint	13 FEB 2002
4 BREZNO-OSRBLIE, Men 10 km Sprint	21 DEC 2001	10 ÖSTERSUND, Men 10 km Sprint	9 MAR 2002
5 OBERHOF, Men 10 km Sprint	9 JAN 2002	11 LAHTI, Men 10 km Sprint	13 MAR 2002
6 RUHPOLDING, Men 10 km Sprint	18 JAN 2002	12 HOLMENKOLLEN, Men 10 km Sprint	21 MAR 2002

Rank	NOC	NOC Code	Total	1	2	3	4	5	6	7	8	9	10	11	12
1	Germany	GER	<b>3099</b>	407	356	422	403	415	413	295	388				
2	Russian Federation	RUS	<b>3072</b>	369	392	403	384	408	368	341	407				
3	Norway	NOR	<b>2975</b>	399	380	276	326	360	415	400	419				
4	Austria	AUT	<b>2678</b>	272	356	344	375	316	342	341	332				
5	Belarus	BLR	<b>2636</b>	298	316	349	336	342	305	348	342				
6	Slovenia	SLO	<b>2521</b>	353	278	282	347	211	339	390	321				
7	Finland	FIN	<b>2471</b>	345	339	266	267	341	271	324	318				
8	France	FRA	<b>2377</b>	312	377	247	128	360	328	328	297				
9	Czech Republic	CZE	<b>2264</b>	320	305	325	302	270	317	134	291				
10	Ukraine	UKR	<b>2221</b>	334	312	236	306	92	327	295	319				
11	Sweden	SWE	<b>2089</b>	310	337	327	322	242	283		268				
12	Latvia	LAT	<b>2061</b>	216	313	292	328	313	44	307	248				
13	Japan	JPN	<b>1910</b>	266	222	189	162	278	228	302	263				
14	Poland	POL	<b>1791</b>	188	196	324	280	270	35	250	248				
15	Italy	ITA	<b>1790</b>	225	140	262	236	169	219	250	289				
16	Estonia	EST	<b>1679</b>	147	241	210	210	241	90	301	239				
17	Switzerland	SUI	<b>1518</b>	145	214	221	160	197	198	187	196				
18	Slovakia	SVK	<b>1477</b>	173	201	206	212	170	182	254	79				
19	Great Britain	GBR	<b>1186</b>	169	160	164	142	124	122	120	185				
20	Romania	ROM	<b>882</b>	72	86	128	111	135	115	155	80				
21	Kazakhstan	KAZ	<b>823</b>	115	43	140	116	103	100	124	82				
22	United States of America	USA	<b>815</b>					229	242	66	278				
23	Canada	CAN	<b>769</b>	86	85	124	93	73	105	100	103				
24	Bulgaria	BUL	<b>668</b>	84	94	91	90	74	77	92	66				
25	Lithuania	LTU	<b>643</b>	127	88	89	81		67	122	69				
26	Korea	KOR	<b>537</b>	72	93	112	73	74	57		56				
27	Hungary	HUN	<b>479</b>	47	55	61	55	57	55	88	61				
28	Argentina	ARG	<b>451</b>	30	57	59	58	60	53	83	51				
29	Republic of Moldova	MDA	<b>401</b>	52	43	61	54	54	42	48	47				
30	Australia	AUS	<b>295</b>	45	39	64	56	48	43						
31	Greece	GRE	<b>270</b>	22	56	63	64		19		46				
32	People's Republic of China	CHN	<b>247</b>					52	56	67	72				
33	Croatia	CRO	<b>245</b>	19	28	27	25	35	17	46	48				
34	Spain	ESP	<b>209</b>	20	22	47	51		33	36					
35	Netherlands	NED	<b>195</b>	27		29	33	28	38	40					
36	New Zealand	NZL	<b>148</b>	15	21	21	22	22	13	34					
37	Chile	CHI	<b>135</b>	12	27	30	21				45				
38	Belgium	BEL	<b>79</b>	21				23		35					
39	Denmark	DEN	<b>76</b>	18				33	25						
40	Bosnia and Herzegovina	BIH	<b>75</b>	23	38				14						
41	Kyrgyzstan	KGZ	<b>58</b>								58				



**NATIONS CUP SCORE MEN / SCORE EN COUPE DE NATIONS HOMMES**

INTERMEDIATE AFTER 8 COMPETITIONS  
 INTERMEDIAIRE APRÈS 8 COMPETITION

AS OF MON 11 FEB 2002 / À PARTIR DE LUN 11 FEV 2002

Nation Cup Scoring Table																														
Place	1	2	3	4	5	6	7	8	9	10	11	12	13	14	15	16	17	18	19	20	21	22	23	24	25	26	27	...	...	130
Points	150	146	143	140	137	134	132	130	128	126	124	122	120	118	116	115	114	113	112	111	110	109	108	107	106	105	104	...	...	1



## FINAL RESULTS - COMPETITION DATA SUMMARY RÉSULTATS DÉFINITIFS - RÉSUMÉ DES DONNÉES DE COMPÉTITION

### MEN'S 10 km SPRINT 10 km SPRINT HOMMES

SOLDIER HOLLOW WED 13 FEB 2002 / MER 13 FEV 2002 START TIME / DEBUT 11:00 END TIME / FINI A 12:11

<b>Participation</b>	
----------------------	--

Number of Entries:	87
Did not start (DNS):	0
Did not finish (DNF):	1
Disqualified (DSQ):	0
Ranked Competitors:	86

<b>Atmospheric Conditions at the Stadium</b>				
--	--	--	--	--

	30 min. before Start	At Start Time	30 min. after Start	At End Time
Weather	Partly Cloudy	Partly Cloudy	Partly Cloudy	Partly Cloudy
Snow Condition	Hard	Hard	Hard	Hard
Snow Temperature	-15.0 °C	-14.0 °C	-14.0 °C	-14.0 °C
Air Temperature	-11.0 °C	-9.0 °C	-8.0 °C	-8.0 °C
Humidity	62 %	60 %	58 %	58 %
Wind Direction/Speed	E 1.0 m/s	E 0.0 m/s	E 1.0 m/s	E 1.0 m/s
Wind Direction at Shooting Range	←	←	←	←


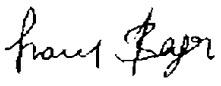
<b>Jury Information</b>		
-------------------------	--	--

IBU Technical Delegate - Chairman	VODICAR Janez	SLO
IBU Assistant Technical Delegate	BERGER Franz	AUT
Competition Chief	COBB Max	USA
Team Captain (1)	TASCHLER Gottlieb	ITA
Team Captain (2)	GOLEV Alexander	RUS

<b>Course Information</b>	
---------------------------	--

**red 3 km A + green 4 km B + yellow 3 km A**

Total Course Length:	10445 m
Height Difference:	67 m
Max. Climb:	31 m
Total Climb:	341 m

IBU Technical Delegate - Chairman  VODICAR Janez (SLO)	IBU Assistant Technical Delegate  BERGER Franz (AUT)
---	---

<b>LEGEND</b>
E East



## FINAL RESULTS / RÉSULTATS DÉFINITIFS

### MEN'S 10 km SPRINT 10 km SPRINT HOMMES

SOLDIER HOLLOW WED 13 FEB 2002 / MER 13 FEV 2002 START TIME / DEBUT 11:00 END TIME / FINI A 12:11

Rank	Bib	Name	NOC Code	P	S		T	Result	Behind	WC	NC
1	81	BJOERNDALEN Ole Einar	NOR	0	0		0	24:51.3	0.0	50	150
2	10	FISCHER Sven	GER	0	1		1	25:20.2	+28.9	46	146
3	63	PERNER Wolfgang	AUT	0	0		0	25:44.4	+53.1	43	143
4	6	GROSS Ricco	GER	0	1		1	25:44.6	+53.3	40	140
5	23	ROTTMANN Wolfgang	AUT	1	1		2	25:48.8	+57.5	37	137
6	39	ROSTOVTSEV Pavel	RUS	0	1		1	25:50.1	+58.8	34	134
7	24	MAIGOUROV Victor	RUS	0	0		0	25:50.9	+59.6	32	132
8	62	ANDRESEN Frode	NOR	0	2		2	25:51.5	+1:00.2	30	130
9	35	POIREE Raphael	FRA	0	2		2	25:56.9	+1:05.6	28	128
10	2	GREDLER Ludwig	AUT	1	1		2	26:04.3	+1:13.0	26	126
11	87	RYZHENKOV Oleg	BLR	0	0		0	26:05.5	+1:14.2	24	124
12	58	SASHURIN Vadim	BLR	0	0		0	26:09.9	+1:18.6	22	122
13	77	HANEVOLD Halvard	NOR	0	0		0	26:12.5	+1:21.2	20	120
14	72	VITEK Zdenek	CZE	0	1		1	26:14.0	+1:22.7	18	118
15	51	GREIS Michael	GER	1	1		2	26:18.4	+1:27.1	16	116
16	50	PUURUNEN Paavo	FIN	1	0		1	26:24.7	+1:33.4	15	115
17	55	FERRY Bjoern	SWE	1	1		2	26:30.5	+1:39.2	14	114
18	74	KOZUB Wojciech	POL	0	1		1	26:31.9	+1:40.6	13	113
19	17	ANTILA Timo	FIN	0	1		1	26:33.4	+1:42.1	12	112
20	34	TEELA Jeremy	USA	0	2		2	26:36.6	+1:45.3	11	111
21	8	DEFRASNE Vincent	FRA	1	1		2	26:36.7	+1:45.4	10	110
22	75	CATTARINUSSI Rene	ITA	0	1		1	26:37.3	+1:46.0	9	109
23	49	GLOBOCNIK Tomas	SLO	0	1		1	26:40.0	+1:48.7	8	108
24	76	GJELLAND Egil	NOR	1	0		1	26:42.5	+1:51.2	7	
25	29	HIETALAHTI Vesa	FIN	0	0		0	26:43.2	+1:51.9	6	106
26	67	HAKKINEN Jay	USA	1	0		1	26:43.5	+1:52.2	5	105
27	84	DOLENC Marko	SLO	0	1		1	26:47.0	+1:55.7	4	104
28	82	BERGMAN Carl Johan	SWE	0	1		1	26:47.1	+1:55.8	3	103
29	37	LUCK Frank	GER	1	1		2	26:47.7	+1:56.4	2	
30	1	BOROVIK Dimitri	EST	1	1		2	26:50.1	+1:58.8	1	101
31	54	SIKORA Tomasz	POL	0	1		1	26:59.3	+2:08.0		100
32	83	HOLUBEC Tomas	CZE	0	1		1	27:01.8	+2:10.5		99
33	42	ROUSSINOV Serguei	RUS	0	1		1	27:04.3	+2:13.0		98
34	44	DOSTAL Roman	CZE	0	2		2	27:04.9	+2:13.6		97
35	56	ROBERT Julien	FRA	1	1		2	27:05.1	+2:13.8		96
36	16	DERKACH Vyacheslav	UKR	0	1		1	27:05.3	+2:14.0		95
37	59	AIDAROV Aleksei	BLR	1	1		2	27:06.4	+2:15.1		94
38	26	DERYZEMLYA Andriy	UKR	0	1		1	27:11.1	+2:19.8		93
39	11	MATIASKO Marek	SVK	0	1		1	27:12.6	+2:21.3		92
40	41	BRICIS Ilmars	LAT	1	1		2	27:17.3	+2:26.0		91
41	30	SUGA Kyoji	JPN	0	1		1	27:21.0	+2:29.7		90
42	31	BLAJ Marian	ROM	1	0		1	27:25.5	+2:34.2		89
43	52	CLEGG Robin	CAN	1	1		2	27:28.3	+2:37.0		88
44	73	MARIC Janez	SLO	0	2		2	27:28.6	+2:37.3		87
45	27	PRANTS Janno	EST	1	2		3	27:29.2	+2:37.9		86





## FINAL RESULTS / RÉSULTATS DÉFINITIFS

### MEN'S 10 km SPRINT 10 km SPRINT HOMMES

SOLDIER HOLLOW WED 13 FEB 2002 / MER 13 FEV 2002 START TIME / DEBUT 11:00 END TIME / FINI A 12:11

Rank	Bib	Name	NOC Code	P	S		T	Result	Behind	WC	NC
46	80	MALUHINS Olegs	LAT	1	2		3	27:30.7	+2:39.4		85
47	21	GARABIK Petr	CZE	0	2		2	27:30.9	+2:39.6		
48	69	TOBRELUTS Indrek	EST	0	2		2	27:31.1	+2:39.8		83
49	25	LONGO Paolo	ITA	0	0		0	27:31.9	+2:40.6		82
50	86	PALLHUBER Wilfried	ITA	0	1		1	27:35.7	+2:44.4		81
51	43	ROZHKOVS Sergei	RUS	3	1		4	27:39.8	+2:48.5		
52	19	NAKUMS Jekabs	LAT	1	0		1	27:40.9	+2:49.6		79
53	66	LYSENKO Ruslan	UKR	0	2		2	27:43.1	+2:51.8		78
54	20	REDMAN Lawton	USA	1	1		2	27:43.4	+2:52.1		77
55	45	ZWAHLEN Roland	SUI	1	0		1	27:43.7	+2:52.4		76
=56	38	ZHANG Qing	CHN	1	0		1	27:45.3	+2:54.0		75
=56	40	SYMAN Aleksandr	BLR	2	1		3	27:45.3	+2:54.0		
58	13	ZIEMIANIN Wieslaw	POL	0	2		2	27:47.0	+2:55.7		73
59	22	GRAJF Saso	SLO	0	2		2	27:52.6	+3:01.3		
60	60	KASSABOV Gueorgui	BUL	0	1		1	27:55.8	+3:04.5		71
61	78	TOPOR Krzysztof	POL	1	2		3	28:02.2	+3:10.9		
62	5	ISA Hidenori	JPN	1	1		2	28:03.6	+3:12.3		69
63	68	FORSBERG Henrik	SWE	2	4		6	28:04.0	+3:12.7		68
64	64	CHABLOZ Jean Marc	SUI	0	1		1	28:08.6	+3:17.3		67
65	70	UPENIEKS Gundars	LAT	3	0		3	28:11.9	+3:20.6		
66	32	MARGUET Gilles	FRA	1	3		4	28:20.1	+3:28.8		
67	9	SIMMEN Matthias	SUI	1	2		3	28:22.8	+3:31.5		64
68	18	DA CANAL Devis	ITA	0	2		2	28:25.9	+3:34.6		
69	71	MOCHIZUKI Yukio	JPN	2	0		2	28:28.5	+3:37.2		62
70	79	LESSING Roland	EST	2	0		2	28:34.4	+3:43.1		
71	61	SKLENAR Jason	GBR	2	2		4	28:43.4	+3:52.1		60
72	7	GEE Mark	GBR	2	0		2	28:57.8	+4:06.5		59
73	65	PELTOLA Olli-Pekka	FIN	1	0		1	28:58.5	+4:07.2		
74	53	DIXON Michael	GBR	0	1		1	28:58.7	+4:07.4		57
75	4	TAGSCHERER Imre	HUN	1	2		3	29:08.6	+4:17.3		56
76	85	PRYMA Roman	UKR	1	2		3	29:16.1	+4:24.8		
77	28	TROPNIKOV Aleksandr	KGZ	1	1		2	29:30.2	+4:38.9		54
78	12	WIKSTEN Tord	SWE	2	2		4	29:39.5	+4:48.2		
79	33	PANTOV Dmitriy	KAZ	2	3		5	29:46.3	+4:55.0		52
80	47	SHIN Byung-Kook	KOR	1	1		2	29:51.1	+4:59.8		51
81	36	OSCARE Ricardo	ARG	0	3		3	30:00.2	+5:08.9		50
82	48	BARILA Liutauras	LTU	2	3		5	30:01.4	+5:10.1		49
83	46	GRIBUSENCOV Mihail	MDA	1	1		2	30:02.2	+5:10.9		48
84	15	GALJANIC Zarko	CRO	1	2		3	30:33.0	+5:41.7		47
85	14	CRISTOFORIDIS Stavros	GRE	1	1		2	31:51.4	+7:00.1		46
86	3	VARAS Carlos	CHI	0	0		0	32:48.1	+7:56.8		45



## FINAL RESULTS / RÉSULTATS DÉFINITIFS

### MEN'S 10 km SPRINT 10 km SPRINT HOMMES

SOLDIER HOLLOW WED 13 FEB 2002 / MER 13 FEV 2002 START TIME / DEBUT 11:00 END TIME / FINI A 12:11

Did not finish (DNF)					
57	SUMANN Christoph	AUT	0	2	2

<b>NOTE</b> First 60 Competitors are qualified for the Pursuit Competition					
<b>LEGEND</b>					
<b>P</b>	Prone	<b>S</b>	Standing	<b>T</b>	Total penalties
<b>WC</b>	World Cup	<b>NC</b>	Nation Cup	<b>=</b>	Sign indicates a tie for rank



# WORLD CUP SPRINT SCORE MEN / SCORE EN COUPE DU MONDE SPRINT HOMMES

INTERMEDIATE AFTER 5 COMPETITIONS  
INTERMEDIAIRE APRÈS 5 COMPETITION

AS OF WED 13 FEB 2002 / À PARTIR DE MER 13 FEV 2002

World Cup Venues			
1 HOCHFILZEN, Men 10 km Sprint	6 DEC 2001	5 SALT LAKE CITY, UT, Men's 10 km Sprint	13 FEB 2002
2 BREZNO-OSRBLIE, Men 10 km Sprint	21 DEC 2001	6 ÖSTERSUND, Men 10 km Sprint	9 MAR 2002
3 OBERHOF, Men 10 km Sprint	9 JAN 2002	7 LAHTI, Men 10 km Sprint	13 MAR 2002
4 RUHPOLDING, Men 10 km Sprint	18 JAN 2002	8 HOLMENKOLLEN, Men 10 km Sprint	21 MAR 2002

Rank	Name	NOC Code	Total	1	2	3	4	5	6	7	8
1	ROSTOVTSEV Pavel	RUS	160	8/30	11/24	1/50	12/22	6/34			
2	ANDRESEN Frode	NOR	157	6/34	15/16	6/34	3/43	8/30			
3	FISCHER Sven	GER	152		7/32	2/46	9/28	2/46			
4	POIREE Raphael	FRA	141	5/37		10/26	1/50	9/28			
5	BJOERNDALEN Ole Einar	NOR	128	1/50		9/28		1/50			
6	LUCK Frank	GER	127	3/43	5/37	23/8	5/37	29/2			
7	GROSS Ricco	GER	124	25/6	6/34	5/37	24/7	4/40			
8	MAIGOUROV Victor	RUS	118	9/28	20/11	18/13	6/34	7/32			
9	HIETALAHTI Vesa	FIN	109	2/46	23/8	3/43	25/6	25/6			
10	SUMANN Christoph	AUT	108	13/20	1/50	13/20	14/18	DNF			
11	GREIS Michael	GER	95	30/1		7/32	2/46	15/16			
12	SASHURIN Vadim	BLR	84	38	10/26	19/12	11/24	12/22			
13	FORSBERG Henrik	SWE	68	12/22	2/46		31	63			
14	HANEVOLD Halvard	NOR	60	51		33	4/40	13/20			
15	PERNER Wolfgang	AUT	58	97	19/12	28/3	49	3/43			
16	WOLF Alexander	GER	58		9/28		8/30				
17	VITEK Zdenek	CZE	58	42	17/14		10/26	14/18			
18	GLOBOCNIK Tomas	SLO	56	7/32	40		15/16	23/8			
19	ROZHKOV Sergei	RUS	52	45	37	4/40	19/12	51			
20	ROTTMANN Wolfgang	AUT	50	103	53	38	18/13	5/37			
21	GREDLER Ludwig	AUT	50	57	18/13	60	20/11	10/26			
22	DERYZEMLYA Andriy	UKR	47	31	3/43		27/4	38			
23	ECKHOFF Stian	NOR	47	16/15		34	7/32				
24	DERKACH Vyacheslav	UKR	46	10/26	63		13/20	36			
25	MARIC Janez	SLO	46	15/16	16/15		16/15	44			
26	TCHEPIKOV Serguei	RUS	45	43	4/40	26/5	37				
27	RYZHENKOV Oleg	BLR	44	29/2	27/4	17/14	46	11/24			
28	PUURUNEN Paavo	FIN	42	22/9		27/4	17/14	16/15			
29	MORGENSTERN Marco	GER	40	4/40	57		45				
30	SENDEL Peter	GER	39		22/9	8/30	33				
31	DOLENC Marko	SLO	39	26/5	12/22		23/8	27/4			
32	DEFRASNE Vincent	FRA	34	83		11/24	55	21/10			
33	MALUHINS Olegs	LAT	32	73	8/30	29/2		46			
34	KOTCHKINE Mikhail	RUS	30	21/10	13/20		59				
35	ROUSSINOV Serguei	RUS	29	20/11	=42	14/18		33			
36	GJELLAND Egil	NOR	29	19/12		51	21/10	24/7			
37	BIRNBACHER Andreas	GER	24	11/24							
38	BRICIS Ilmars	LAT	22	48	34	12/22		40			
39	FERRY Bjoern	SWE	21	35	=42	24/7	71	17/14			
40	GARABIK Petr	CZE	19	14/18	45	35	30/1	47			
41	KONOVALOV Serguei	RUS	18	59	14/18						
42	AIDAROV Aleksei	BLR	16	34	78	15/16	35	37			
43	TEELA Jeremy	USA	16			46	26/5	20/11			
44	ISA Hidenori	JPN	15			16/15	57	62			
45	WOLLSCHLAEGER Joern	GER	15	17/14	32	30/1					
46	KOZUB Wojciech	POL	13	68	33	43		18/13			



**WORLD CUP SPRINT SCORE MEN / SCORE EN COUPE DU MONDE SPRINT HOMMES**

INTERMEDIATE AFTER 5 COMPETITIONS  
INTERMEDIAIRE APRES 5 COMPETITION

AS OF WED 13 FEB 2002 / À PARTIR DE MER 13 FEV 2002

Rank	Name	NOC Code	Total	1	2	3	4	5	6	7	8
47	MOCHIZUKI Yukio	JPN	13	18/13	74		76	69			
48	OZBOLT Janez	SLO	13	28/3	21/10		43				
49	ANTILA Timo	FIN	12	62	65	37		19/12			
50	HEYMANN Carsten	GER	11			20/11					
51	SIKORA Tomasz	POL	11	91	26/5	25/6		31			
52	MARGUET Gilles	FRA	10	99		21/10	61	66			
53	CATTARINUSSI Rene	ITA	9		31	67	52	22/9			
54	MATIASKO Marek	SVK	9	93	62	65	22/9	39			
55	GRAJF Saso	SLO	9	74	49	22/9	70	59			
56	DOSTAL Roman	CZE	9	24/7	29/2	=40	69	34			
57	LYSENKO Ruslan	UKR	8	23/8		39	34	53			
58	BJOERNSTAD Tor Halvor	NOR	7		24/7	64	47				
59	VALIULLIN Rustam	BLR	6	72	25/6	104	50				
60	HAKKINEN Jay	USA	5			45	38	26/5			
61	POIREE Gael	FRA	4	27/4	73	44	64				
62	BERGMAN Carl Johan	SWE	3	44	44	53	39	28/3			
63	BERGER Lars	NOR	3	54	28/3		54				
64	BILANENKO Oleksander	UKR	3	64			28/3				
65	ROBERT Julien	FRA	2	60		31	29/2	35			
66	ZIMELIS Raivis	LAT	1	78	30/1	42					
67	BOROVIK Dimitri	EST	1	95		57		30/1			

World Cup Scoring Table																														
Place	1	2	3	4	5	6	7	8	9	10	11	12	13	14	15	16	17	18	19	20	21	22	23	24	25	26	27	28	29	30
Points	50	46	43	40	37	34	32	30	28	26	24	22	20	18	16	15	14	13	12	11	10	9	8	7	6	5	4	3	2	1

<b>LEGEND</b>			
<b>DNF</b>	Did not finish (DNF)	=	Sign indicates a tie for rank



**WORLD CUP TOTAL SCORE MEN / SCORE TOTAL EN COUPE DU MONDE HOMMES**  
**INTERMEDIATE AFTER 16 COMPETITIONS**  
**INTERMEDIAIRE APRÈS 16 COMPETITION**

AS OF WED 13 FEB 2002 / À PARTIR DE MER 13 FEV 2002

**World Cup Venues**

1 HOCHFILZEN, Men 10 km Sprint	6 DEC 2001	9 OBERHOF, Men 12.5 km Pursuit	11 JAN 2002	17
2 HOCHFILZEN, Men 12.5 km Pursuit	9 DEC 2001	10 OBERHOF, Men 15 km Mass Start	12 JAN 2002	18
3 POKLJUKA, Men 20 km Individual	13 DEC 2001	11 RUHPOLDING, Men 10 km Sprint	18 JAN 2002	19
4 POKLJUKA, Men 12.5 km Pursuit	16 DEC 2001	12 RUHPOLDING, Men 12.5 km Pursuit	20 JAN 2002	20 LAHTI, Men 10 km Sprint
5 BREZNO-OSRBLIE, Men 20 km Individual	19 DEC 2001	13 ANTHOLZ, Men 20 km Individual	24 JAN 2002	21
6 BREZNO-OSRBLIE, Men 10 km Sprint	21 DEC 2001	14 ANTHOLZ, Men 12.5 km Pursuit	27 JAN 2002	22
7 BREZNO-OSRBLIE, Men 15 km Mass Start	22 DEC 2001	15 SALT LAKE CITY, UT, Men's 20 km Individual	11 FEB 2002	23
8 OBERHOF, Men 10 km Sprint	9 JAN 2002	16 SALT LAKE CITY, UT, Men's 10 km Sprint	13 FEB 2002	24

Rank	Name	NOC Code	Total	1	2	3	4	5	6	7	8	9	10	11	12	13	14	15	16	17
1	ROSTOVTSEV Pavel	RUS	<b>493</b>	8/30	4/40	1/50	2/46	15/16	11/24	11/24	1/50	1/50	8/30	12/22	3/43			6/34	6/34	
2	POIREE Raphael	FRA	<b>484</b>	5/37	5/37	8/30	1/50				10/26	2/46	1/50	1/50	12/22	7/32	1/50	10/26	9/28	
3	LUCK Frank	GER	<b>424</b>	3/43	2/46	7/32	8/30	1/50	5/37	21/10	23/8	8/30	24/7	5/37	2/46			2/46	29/2	
4	BJOERNDALLEN Ole Einar	NOR	<b>408</b>	1/50	1/50	19/12	14/18				9/28	4/40	14/18			2/46	2/46	1/50	1/50	
5	GROSS Ricco	GER	<b>375</b>	25/6	3/43	14/18	4/40	10/26	6/34	19/12	5/37	13/20	5/37	24/7	16/15			4/40	4/40	
6	ANDRESEN Frode	NOR	<b>374</b>	6/34	10/26	35	20/11	DNS	15/16	26/5	6/34	11/24	12/22	3/43	5/37	10/26	6/34	7/32	8/30	
7	HIETALAHTI Vesa	FIN	<b>356</b>	2/46	9/28	5/37	10/26	18/13	23/8	1/50	3/43	9/28	16/15	25/6	11/24	17/14	DNS	19/12	25/6	
8	MAIGOUROV Victor	RUS	<b>349</b>	9/28	7/32	37	24/7	34	20/11	4/40	18/13	6/34	3/43	6/34	7/32			3/43	7/32	
9	FISCHER Sven	GER	<b>335</b>			64		2/46	7/32	15/16	2/46	3/43	10/26	9/28	1/50			29/2	2/46	
10	HANEVOLD Halvard	NOR	<b>270</b>	51	51	4/40	3/43				33	17/14	15/16	4/40	4/40	29/2	14/18	5/37	13/20	
11	SASHURIN Vadim	BLR	<b>246</b>	38	16/15	6/34	5/37	19/12	10/26	25/6	19/12	28/3	23/8	11/24	18/13	25/6	DNS	9/28	12/22	
12	SUMANN Christoph	AUT	<b>231</b>	13/20	24/7	15/16	18/13	39	1/50	17/14	13/20	12/22	9/28	14/18	17/14			22/9	DNF	
13	ROZHKOV Sergei	RUS	<b>223</b>	45	17/14	13/20	17/14	3/43	37	9/28	4/40	14/18	DNF	19/12	19/12			12/22	51	
14	TCHÉPIKOV Serguei	RUS	<b>211</b>	43	39	12/22	15/16	4/40	4/40	20/11	26/5	15/16	11/24	37	24/7			8/30		
15	GREDLER Ludwig	AUT	<b>205</b>	57	41	10/26	7/32	14/18	18/13	7/32	60	DNS	18/13	20/11	21/10	46	DNS	11/24	10/26	
16	GJELLAND Egil	NOR	<b>202</b>	19/12	15/16	9/28	9/28				51	32	25/6	21/10	13/20	9/28	7/32	16/15	24/7	
17	DEFRASNE Vincent	FRA	<b>200</b>	83		3/43	6/34				11/24	7/32	2/46	55	35	32	20/11	37	21/10	
18	GREIS Michael	GER	<b>171</b>	30/1	32						7/32	5/37	26/5	2/46	6/34				15/16	
19	GLOBOCNIK Tomas	SLO	<b>170</b>	7/32	12/22	24/7	32	59	40	23/8				15/16	23/8	4/40	15/16	18/13	23/8	
20	RYZHENKOV Oleg	BLR	<b>170</b>	29/2	37	31	29/2	9/28	27/4	27/4	17/14	21/10	20/11	46	50	6/34	5/37	31	11/24	
21	KOTCHKINE Mikhail	RUS	<b>166</b>	21/10	8/30	39	33	25/6	13/20	12/22			22/9	59	40	3/43	10/26			
22	PERNER Wolfgang	AUT	<b>155</b>	97		=17/14	11/24	29/2	19/12	5/37	28/3	DNF	19/12	49	29/2	33	25/6	32	3/43	
23	BRICIS Ilmars	LAT	<b>149</b>	48	48	2/46	12/22	21/10	34	6/34	12/22	19/12	28/3			43	DNS	39	40	
24	WOLF Alexander	GER	<b>146</b>					31	9/28	2/46			17/14	8/30	9/28			34		



WORLD CUP TOTAL SCORE MEN / SCORE TOTAL EN COUPE DU MONDE HOMMES  
 INTERMEDIATE AFTER 16 COMPETITIONS  
 INTERMEDIAIRE APRÈS 16 COMPETITION

AS OF WED 13 FEB 2002 / À PARTIR DE MER 13 FEV 2002

Rank	Name	NOC Code	Total	1	2	3	4	5	6	7	8	9	10	11	12	13	14	15	16	17
25	SENDEL Peter	GER	139			42	21/10	63	22/9		8/30	10/26	6/34	33	8/30					
26	ROUSSINOV Serguei	RUS	133	20/11	38	23/8	19/12	13/20	=42	22/9	14/18	16/15	4/40							33
27	DERKACH Vyacheslav	UKR	129	10/26	27/4	20/11	22/9	27/4	63	3/43				13/20	27/4	41	DNS	23/8	36	
28	MESOTITSCH Daniel	AUT	126	58	25/6	44	28/3	11/24	35					42	44	1/50	3/43	64		
29	SIKORA Tomasz	POL	121	91		30/1	44	5/37	26/5	8/30	25/6	25/6	7/32			48	27/4	46	31	
30	DOLENC Marko	SLO	120	26/5	31	58	40	55	12/22					23/8	42	5/37	11/24	13/20	27/4	
31	DERYZEMLYA Andriy	UKR	119	31	11/24	29/2	23/8	=48	3/43	13/20				27/4	26/5	22/9	DNS	27/4	38	
32	FORSBERG Henrik	SWE	118	12/22	19/12	28/3	42	6/34	2/46	LAP				31	30/1			47	63	
33	ECKHOFF Stian	NOR	116	16/15	33	71					34	27/4		7/32	10/26	20/11	9/28			
34	VITEK Zdenek	CZE	107	42	30/1	16/15	13/20	64	17/14	29/2				10/26	20/11			57	14/18	
35	MARIC Janez	SLO	99	15/16	18/13	36	45	32	16/15	10/26				16/15	33	40	17/14	43	44	
36	WOLLSCHLAEGER Joern	GER	93	17/14	13/20	25/6	38	20/11	32	24/7	30/1	33	13/20			30/1	18/13			
37	FERRY Bjoern	SWE	85	35	44	11/24	16/15	58	=42	16/15	24/7	40	21/10	71				38	17/14	
38	PUURUNEN Paavo	FIN	78	22/9	26/5	43	35				27/4	31		17/14	36	16/15	DNS	15/16	16/15	
39	MORGENSTERN Marco	GER	74	4/40	6/34	45	DNS		57					45	55					
40	GARABIK Petr	CZE	69	14/18	22/9	67		8/30	45	28/3	35	DNS	29/2	30/1	52			25/6	47	
41	MALUHINS Olegs	LAT	69	73		DNF		71	8/30	18/13	29/2	23/8	27/4			19/12	DNS	DNF	46	
42	SUGA Kyoji	JPN	63	69				66	72		63					8/30	12/22	20/11	41	
43	AIDAROV Aleksei	BLR	62	34	21/10	49	DNS	22/9	78		15/16	29/2		35	46	23/8	28/3	17/14	37	
44	OZBOLT Janez	SLO	57	28/3	28/3	DNF		24/7	21/10					43	25/6	18/13	16/15	82		
45	ISA Hidenori	JPN	55			48	48	70			16/15	37		57	56	13/20	13/20	44	62	
46	PRANTS Janno	EST	51	88		72		61	41		=48	26/5				15/16	8/30	63	45	
47	STITZL Andi	GER	50													21/10	4/40			
48	ROTTMANN Wolfgang	AUT	50	103				73	53		38	35		18/13	DNS	DNS			5/37	
49	CANNARD Ferreol	FRA	50	79		46	41	7/32	61	14/18	82			58	43	44	34	77		
50	MATIASKO Marek	SVK	49	93		38	37	42	62		65			22/9	15/16	11/24	DNS	52	39	
51	BIRNBACHER Andreas	GER	42	11/24	14/18	63										63				
52	TEELA Jeremy	USA	34								46	45		26/5	31			14/18	20/11	
53	KONOVALOV Serguei	RUS	33	59	43	53	51		14/18							28/3	19/12			
54	ROBERT Julien	FRA	32	60	55	41	30/1				31	30/1		29/2	14/18	34	21/10	54	35	
55	BOROVIK Dimitri	EST	31	95		54	DNS	72			57	48				12/22	23/8	56	30/1	
56	ANTILA Timo	FIN	31	62		=17/14	26/5	56	65		37	DNS				=36	DNS	41	19/12	
57	HEYMANN Carsten	GER	31					=48			20/11	18/13				47	24/7			



**WORLD CUP TOTAL SCORE MEN / SCORE TOTAL EN COUPE DU MONDE HOMMES**  
**INTERMEDIATE AFTER 16 COMPETITIONS**  
**INTERMEDIAIRE APRÈS 16 COMPETITION**

AS OF WED 13 FEB 2002 / À PARTIR DE MER 13 FEV 2002

Rank	Name	NOC Code	Total	1	2	3	4	5	6	7	8	9	10	11	12	13	14	15	16	17
58	UPENIEKS Gundars	LAT	28	56	53	33	25/6	12/22	51		DNS					52	DNS	71	65	
59	BERGMAN Carl Johan	SWE	26	44	34			17/14	44		53	44	39	22/9				40	28/3	
60	DOSTAL Roman	CZE	26	24/7	23/8	22/9	31	47	29/2		=40	38	69					=35	34	
61	MARGUET Gilles	FRA	23	99		27/4	46				21/10	22/9	61		60	DNS			66	
62	POIREE Gael	FRA	19	27/4	45	56	52	16/15	73		44	41	64		71					
63	CATTARINUSSI Rene	ITA	19					45	31		67		52	47	51	DNS	21/10	22/9		
64	BJOERNDALLEN Dag	NOR	18	DNS		51	DNS				70		51	34	14/18	DNS				
65	GRAJF Saso	SLO	17	74		55	50	DNF	49		22/9	24/7	70	49	30/1				59	
66	LYSENKO Ruslan	UKR	15	23/8	35	32	39				39	34	34	54	35	DNS	24/7	53		
67	BACHKIROV Serguei	RUS	14								=40	20/11	53	28/3						
68	KOZUB Wojciech	POL	13	68				=35	33		43	42			45	33	69	18/13		
69	MOCHIZUKI Yukio	JPN	13	18/13	50	47	53		74				76						69	
70	MASARIK Ivan	CZE	11	36	20/11	60	DNS	44	68		=48	46	44	37				42		
71	WIKSTEN Tord	SWE	10	39	46	21/10	36	52	56		74		40	58				55	78	
72	POKLUKAR Matjaz	SLO	10	49	47	73		88	50		69		36	39	26/5	26/5				
73	HAKKINEN Jay	USA	10								45	43	38	53				26/5	26/5	
74	KRUGLOV Nikolay	RUS	9												=36	22/9				
75	HOLUBEC Tomas	CZE	8	67		50	47	23/8	64		78		41	48					32	
76	ZIMELIS Raivis	LAT	8	78		77		74	30/1		42	DNS			24/7	DNS				
77	BJOERNSTAD Tor Halvor	NOR	7					46	24/7		64		47	45	57	DNS				
78	BILANENKO Oleksander	UKR	7	64		40	27/4						28/3	41	69			68		
79	VALIULLIN Rustam	BLR	6	72		59	49	38	25/6		104		50	DNS	DNS			60		
80	TOBRELUITS Indrek	EST	5	63		26/5	34	50	60		47	DNS			68			53	48	
81	SIMMEN Matthias	SUI	5	85		65		26/5	70		76		74					78	67	
82	BLAJ Marian	ROM	4	94		74		37	58		56	47	48	32	27/4	31	51	42		
83	CLEGG Robin	CAN	3	110		99		57	86		89		63		31	DNS	28/3	43		
84	BERGER Lars	NOR	3	54	58			43	28/3				54	49						
85	STEINSLETT Geir Ole	NOR	3			57	LAP	28/3	46											
86	SYMEN Aleksandr	BLR	2	32	29/2	=69		65	48		58	LAP	68		DNS			=56		
87	ACHORNER Hans	AUT	2										73		38	29/2				
88	ZIEMIANIN Wieslaw	POL	1	46	49	82		85	59		62				66		30/1	58		
89	PANTOV Dmitry	KAZ	1	70		DNF		30/1	66		72		77		62		49	79		



**WORLD CUP TOTAL SCORE MEN / SCORE TOTAL EN COUPE DU MONDE HOMMES**  
 INTERMEDIATE AFTER 16 COMPETITIONS  
 INTERMEDIAIRE APRÈS 16 COMPETITION

AS OF WED 13 FEB 2002 / À PARTIR DE MER 13 FEV 2002

**World Cup Scoring Table**

Place	1	2	3	4	5	6	7	8	9	10	11	12	13	14	15	16	17	18	19	20	21	22	23	24
Points	50	46	43	40	37	34	32	30	28	26	24	22	20	18	16	15	14	13	12	11	10	9	8	7

**LEGEND**  
**DNS**  
**LAP**

Did not start (DNS)  
 Lapped

**DNF**

Did not finish (DNF)

=





## NATIONS CUP SCORE MEN / SCORE EN COUPE DE NATIONS HOMMES

INTERMEDIATE AFTER 9 COMPETITIONS  
INTERMEDIAIRE APRÈS 9 COMPETITION

AS OF WED 13 FEB 2002 / À PARTIR DE MER 13 FEV 2002

World Cup Venues			
1 HOCHFILZEN, Men 10 km Sprint	6 DEC 2001	7 ANTHOLZ, Men 20 km Individual	24 JAN 2002
2 POKLJUKA, Men 20 km Individual	13 DEC 2001	8 SALT LAKE CITY, UT, Men's 20 km Individual	11 FEB 2002
3 BREZNO-OSRBLIE, Men 20 km Individual	19 DEC 2001	9 SALT LAKE CITY, UT, Men's 10 km Sprint	13 FEB 2002
4 BREZNO-OSRBLIE, Men 10 km Sprint	21 DEC 2001	10 ÖSTERSUND, Men 10 km Sprint	9 MAR 2002
5 OBERHOF, Men 10 km Sprint	9 JAN 2002	11 LAHTI, Men 10 km Sprint	13 MAR 2002
6 RUHPOLDING, Men 10 km Sprint	18 JAN 2002	12 HOLMENKOLLEN, Men 10 km Sprint	21 MAR 2002

Rank	NOC	NOC Code	Total	1	2	3	4	5	6	7	8	9	10	11	12
1	Germany	GER	<b>3501</b>	407	356	422	403	415	413	295	388	402			
2	Russian Federation	RUS	<b>3436</b>	369	392	403	384	408	368	341	407	364			
3	Norway	NOR	<b>3375</b>	399	380	276	326	360	415	400	419	400			
4	Austria	AUT	<b>3084</b>	272	356	344	375	316	342	341	332	406			
5	Belarus	BLR	<b>2976</b>	298	316	349	336	342	305	348	342	340			
6	Slovenia	SLO	<b>2820</b>	353	278	282	347	211	339	390	321	299			
7	Finland	FIN	<b>2804</b>	345	339	266	267	341	271	324	318	333			
8	France	FRA	<b>2711</b>	312	377	247	128	360	328	328	297	334			
9	Czech Republic	CZE	<b>2578</b>	320	305	325	302	270	317	134	291	314			
10	Ukraine	UKR	<b>2487</b>	334	312	236	306	92	327	295	319	266			
11	Sweden	SWE	<b>2374</b>	310	337	327	322	242	283		268	285			
12	Latvia	LAT	<b>2316</b>	216	313	292	328	313	44	307	248	255			
13	Japan	JPN	<b>2131</b>	266	222	189	162	278	228	302	263	221			
14	Poland	POL	<b>2077</b>	188	196	324	280	270	35	250	248	286			
15	Italy	ITA	<b>2062</b>	225	140	262	236	169	219	250	289	272			
16	Estonia	EST	<b>1949</b>	147	241	210	210	241	90	301	239	270			
17	Switzerland	SUI	<b>1725</b>	145	214	221	160	197	198	187	196	207			
18	Slovakia	SVK	<b>1569</b>	173	201	206	212	170	182	254	79	92			
19	Great Britain	GBR	<b>1362</b>	169	160	164	142	124	122	120	185	176			
20	United States of America	USA	<b>1108</b>					229	242	66	278	293			
21	Romania	ROM	<b>971</b>	72	86	128	111	135	115	155	80	89			
22	Kazakhstan	KAZ	<b>875</b>	115	43	140	116	103	100	124	82	52			
23	Canada	CAN	<b>857</b>	86	85	124	93	73	105	100	103	88			
24	Bulgaria	BUL	<b>739</b>	84	94	91	90	74	77	92	66	71			
25	Lithuania	LTU	<b>692</b>	127	88	89	81		67	122	69	49			
26	Korea	KOR	<b>588</b>	72	93	112	73	74	57		56	51			
27	Hungary	HUN	<b>535</b>	47	55	61	55	57	55	88	61	56			
28	Argentina	ARG	<b>501</b>	30	57	59	58	60	53	83	51	50			
29	Republic of Moldova	MDA	<b>449</b>	52	43	61	54	54	42	48	47	48			
30	People's Republic of China	CHN	<b>322</b>					52	56	67	72	75			
31	Greece	GRE	<b>316</b>	22	56	63	64		19		46	46			
32	Australia	AUS	<b>295</b>	45	39	64	56	48	43						
33	Croatia	CRO	<b>292</b>	19	28	27	25	35	17	46	48	47			
34	Spain	ESP	<b>209</b>	20	22	47	51		33	36					
35	Netherlands	NED	<b>195</b>	27		29	33	28	38	40					
36	Chile	CHI	<b>180</b>	12	27	30	21				45	45			
37	New Zealand	NZL	<b>148</b>	15	21	21	22	22	13	34					
38	Kyrgyzstan	KGZ	<b>112</b>								58	54			
39	Belgium	BEL	<b>79</b>	21				23		35					
40	Denmark	DEN	<b>76</b>	18				33	25						
41	Bosnia and Herzegovina	BIH	<b>75</b>	23	38					14					



**NATIONS CUP SCORE MEN / SCORE EN COUPE DE NATIONS HOMMES**

INTERMEDIATE AFTER 9 COMPETITIONS  
 INTERMEDIAIRE APRÈS 9 COMPETITION

AS OF WED 13 FEB 2002 / À PARTIR DE MER 13 FEV 2002

Nation Cup Scoring Table																														
Place	1	2	3	4	5	6	7	8	9	10	11	12	13	14	15	16	17	18	19	20	21	22	23	24	25	26	27	...	...	130
Points	150	146	143	140	137	134	132	130	128	126	124	122	120	118	116	115	114	113	112	111	110	109	108	107	106	105	104	...	...	1



## FINAL RESULTS - COMPETITION DATA SUMMARY RÉSULTATS DÉFINITIFS - RÉSUMÉ DES DONNÉES DE COMPÉTITION

### WOMEN'S 7.5 km SPRINT 7,5 km SPRINT DAMES

SOLDIER HOLLOW WED 13 FEB 2002 / MER 13 FEV 2002 START TIME / DEBUT 13:30 END TIME / FINI A 14:32

<b>Participation</b>	
----------------------	--

Number of Entries:	74
Did not start (DNS):	0
Did not finish (DNF):	0
Disqualified (DSQ):	0
Ranked Competitors:	74

<b>Atmospheric Conditions at the Stadium</b>				
--	--	--	--	--

	30 min. before Start	At Start Time	30 min. after Start	At End Time
Weather	Partly Cloudy	Partly Cloudy	Mostly Cloudy	Mostly Cloudy
Snow Condition	Hard	Hard	Hard	Hard
Snow Temperature	-12.0 °C	-12.0 °C	-11.0 °C	-11.0 °C
Air Temperature	-7.0 °C	-4.0 °C	-4.0 °C	-4.0 °C
Humidity	57 %	52 %	52 %	52 %
Wind Direction/Speed	E 1.0 m/s	E 1.0 m/s	E 1.0 m/s	E 1.0 m/s
Wind Direction at Shooting Range	←	←	←	←


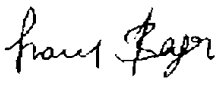
<b>Jury Information</b>		
-------------------------	--	--

IBU Technical Delegate - Chairman	VODICAR Janez	SLO
IBU Assistant Technical Delegate	BERGER Franz	AUT
Competition Chief	COBB Max	USA
Team Captain (1)	MUESSIGGANG Uwe	GER
Team Captain (2)	BONDARUK Roman	UKR

<b>Course Information</b>	
---------------------------	--

**red 2.5 km A + green 3 km B + yellow 2.5 km A**

Total Course Length:	7623 m
Height Difference:	47 m
Max. Climb:	31 m
Total Climb:	241 m

IBU Technical Delegate - Chairman    VODICAR Janez (SLO)	IBU Assistant Technical Delegate    BERGER Franz (AUT)
---	---

<b>LEGEND</b>
E East



## FINAL RESULTS / RÉSULTATS DÉFINITIFS

### WOMEN'S 7.5 km SPRINT 7,5 km SPRINT DAMES

SOLDIER HOLLOW WED 13 FEB 2002 / MER 13 FEV 2002 START TIME / DEBUT 13:30 END TIME / FINI A 14:32

Rank	Bib	Name	NOC Code	P	S		T	Result	Behind	WC	NC
1	18	WILHELM Kati	GER	0	0		0	20:41.4	0.0	50	150
2	37	DISL Uschi	GER	0	1		1	20:57.0	+15.6	46	146
3	58	FORSBERG Magdalena	SWE	1	0		1	21:20.4	+39.0	43	143
4	54	POIREE Liv Grete	NOR	0	1		1	21:24.1	+42.7	40	140
5	25	BAVEREL-ROBERT Florence	FRA	0	0		0	21:27.9	+46.5	37	137
6	47	KOUKLEVA Galina	RUS	0	0		0	21:32.1	+50.7	34	134
7	51	BAILLY Sandrine	FRA	0	1		1	21:35.7	+54.3	32	132
8	27	PYLEVA Olga	RUS	0	1		1	21:44.2	+1:02.8	30	130
9	42	NIOGRET Corinne	FRA	0	0		0	21:50.3	+1:08.9	28	128
10	26	GRASIC Andreja	SLO	1	0		1	21:55.6	+1:14.2	26	126
11	2	NIKOULTCHINA Irina	BUL	1	1		2	21:57.0	+1:15.6	24	124
12	6	APEL Katrin	GER	1	2		3	22:01.7	+1:20.3	22	122
13	19	JASICOVA Martina	SVK	0	0		0	22:11.9	+1:30.5	20	120
14	36	NAZAROVA Olga	BLR	0	1		1	22:14.9	+1:33.5	18	118
15	28	DAFOVSKA Ekaterina	BUL	0	2		2	22:17.7	+1:36.3	16	116
16	46	ANDREASSEN Gunn Margit	NOR	0	1		1	22:19.7	+1:38.3	15	115
17	52	FILIPOVA Pavlina	BUL	0	1		1	22:20.6	+1:39.2	14	114
18	10	BOGALI Anna	RUS	0	2		2	22:25.8	+1:44.4	13	113
19	35	ISHMOURATOVA Svetlana	RUS	0	2		2	22:27.3	+1:45.9	12	
20	33	YU Shumei	CHN	1	0		1	22:29.9	+1:48.5	11	111
21	57	MIHOKOVA Sona	SVK	0	1		1	22:32.1	+1:50.7	10	110
22	43	CESNEKOVA Irena	CZE	0	0		0	22:33.5	+1:52.1	9	109
23	8	BURLET Delphyne	FRA	1	0		1	22:37.7	+1:56.3	8	
24	13	PERUNKA Sanna-Leena	FIN	0	1		1	22:39.9	+1:58.5	7	107
25	14	HENKEL Andrea	GER	1	1		2	22:41.1	+1:59.7	6	
26	74	LARISI Lucija	SLO	1	0		1	22:44.7	+2:03.3	5	105
27	15	MALI Andreja	SLO	0	1		1	22:45.5	+2:04.1	4	104
28	38	TAKAHASHI Ryoko	JPN	2	0		2	22:58.3	+2:16.9	3	103
29	64	TANAKA Tamami	JPN	2	0		2	23:00.0	+2:18.6	2	102
30	72	SUGA Hiromi	JPN	1	1		2	23:03.5	+2:22.1	1	101
31	4	VODOPYANOVA Tetyana	UKR	0	2		2	23:03.8	+2:22.4		100
32	53	REZLEROVA Magda	CZE	1	1		2	23:05.0	+2:23.6		99
33	5	KHRUSTALEVA Elena	BLR	1	1		2	23:06.6	+2:25.2		98
34	12	HAKOVA Eva	CZE	1	0		1	23:09.4	+2:28.0		97
35	45	MURINOVA Anna	SVK	1	0		1	23:10.0	+2:28.6		96
36	21	SANTER Saskia	ITA	2	0		2	23:11.2	+2:29.8		95
37	59	KETTUNEN Outi	FIN	0	1		1	23:11.3	+2:29.9		94
38	66	SKJELBREID Ann Elen	NOR	2	1		3	23:14.2	+2:32.8		93
39	65	LOSMANOVA Katerina	CZE	0	2		2	23:14.6	+2:33.2		
40	55	SANTER Nathalie	ITA	1	2		3	23:14.7	+2:33.3		91
41	68	KARAGIOZOVA Iva	BUL	0	1		1	23:18.0	+2:36.6		
42	71	LIU Xianying	CHN	1	0		1	23:18.9	+2:37.5		89
43	17	STERA-KUSTUSZ Anna	POL	0	0		0	23:24.6	+2:43.2		88
44	70	KUTSEPALOVA Evgenia	BLR	1	0		1	23:26.5	+2:45.1		87
45	20	SHINDO Mami	JPN	2	0		2	23:36.8	+2:55.4		



## FINAL RESULTS / RÉSULTATS DÉFINITIFS

### WOMEN'S 7.5 km SPRINT 7,5 km SPRINT DAMES

SOLDIER HOLLOW WED 13 FEB 2002 / MER 13 FEV 2002 START TIME / DEBUT 13:30 END TIME / FINI A 14:32

Rank	Bib	Name	NOC Code	P	S		T	Result	Behind	WC	NC
46	49	PONZA Michela	ITA	0	2		2	23:36.9	+2:55.5		85
47	48	LEMESH Nina	UKR	1	0		1	23:37.4	+2:56.0		84
48	63	PETROVA Olena	UKR	1	1		2	23:40.9	+2:59.5		83
49	40	SALMELA Kara	USA	1	2		3	23:44.1	+3:02.7		82
50	61	NAHRGANG Andrea	USA	1	0		1	23:48.7	+3:07.3		81
51	32	CIURINA Valentina	MDA	0	1		1	23:49.7	+3:08.3		80
52	23	HOLANTI Katja	FIN	1	3		4	24:07.2	+3:25.8		79
53	44	KRISTIANSEN Gro Marit	NOR	3	1		4	24:12.7	+3:31.3		
54	50	NYMAN Anita	FIN	2	2		4	24:17.0	+3:35.6		
55	29	COJOCEA Dana	ROM	0	1		1	24:17.3	+3:35.9		76
56	1	KONG Yingchao	CHN	2	1		3	24:30.2	+3:48.8		75
57	56	SUN Ribo	CHN	2	1		3	24:32.4	+3:51.0		
58	24	BRICE Anzela	LAT	0	1		1	24:32.5	+3:51.1		73
59	41	ZUBRILOVA Olena	UKR	2	2		4	24:33.2	+3:51.8		
60	9	STEER Rachel	USA	2	1		3	24:41.7	+4:00.3		71
61	3	TOFALVI Eva	ROM	2	1		3	24:43.7	+4:02.3		70
62	34	DUBOK Elena	KAZ	1	0		1	24:50.1	+4:08.7		69
63	67	BRANKOVIC Tadeja	SLO	4	1		5	25:14.0	+4:32.6		
64	69	KUTLIKOVA Tatiana	SVK	3	2		5	25:18.3	+4:36.9		
65	62	ZIKUNKOVA Ksenia	BLR	3	2		5	25:21.5	+4:40.1		
66	11	RASIMOVICIUTE Diana	LTU	2	1		3	25:41.4	+5:00.0		65
67	7	BEKECS Zsuzsanna	HUN	1	0		1	25:42.1	+5:00.7		64
68	73	PALLHUBER Siegrid	ITA	1	3		4	26:20.9	+5:39.5		
69	30	KIM Ja-Youn	KOR	1	2		3	26:45.2	+6:03.8		62
70	16	VAVATSI Despina	GRE	0	2		2	27:11.3	+6:29.9		61
71	39	SZOLLOSI Ivett	HUN	2	2		4	27:17.6	+6:36.2		60
72	60	RUSU Alexandra	ROM	3	3		6	27:20.0	+6:38.6		59
73	31	LOVECE Natalia	ARG	3	5		8	29:33.2	+8:51.8		58
74	22	BARRENECHEA Claudia	CHI	3	2		5	30:15.1	+9:33.7		57

**NOTE**  
First 60 Competitors are qualified for the Pursuit Competition

**LEGEND**  
**P** Prone      **S** Standing      **T** Total penalties      **WC** World Cup      **NC** Nation Cup



## WORLD CUP SPRINT SCORE WOMEN SCORE EN COUPE DU MONDE SPRINT DAMES

INTERMEDIATE AFTER 5 COMPETITIONS  
INTERMEDIAIRE APRÈS 5 COMPETITION

AS OF WED 13 FEB 2002 / À PARTIR DE MER 13 FEV 2002

World Cup Venues			
1 HOCHFILZEN, Women 7.5 km Sprint	6 DEC 2001	5 SALT LAKE CITY, UT, Women's 7.5 km Sprint	13 FEB 2002
2 BREZNO-OSRBLIE, Women 7.5 km Sprint	21 DEC 2001	6 ÖSTERSUND, Women 7.5 km Sprint	9 MAR 2002
3 OBERHOF, Women 7.5 km Sprint	10 JAN 2002	7 LAHTI, Women 7.5 km Sprint	14 MAR 2002
4 RUHPOLDING, Women 7.5 km Sprint	19 JAN 2002	8 HOLMENKOLLEN, Women 7.5 km Sprint	21 MAR 2002

Rank	Name	NOC Code	Total	1	2	3	4	5	6	7	8
1	DISL Uschi	GER	181	=3/43	10/26	4/40	10/26	2/46			
2	WILHELM Kati	GER	178	12/22	2/46	8/30	8/30	1/50			
3	FORSBERG Magdalena	SWE	173	1/50	95	3/43	5/37	3/43			
4	PYLEVA Olga	RUS	159	28/3	4/40	2/46	4/40	8/30			
5	POIREE Liv Grete	NOR	148	23/8		1/50	1/50	4/40			
6	ZUBRILOVA Olena	UKR	131	14/18	8/30	5/37	2/46	59			
7	GLAGOW Martina	GER	118	6/34	=11/24	7/32	9/28				
8	APEL Katrin	GER	116	9/28	3/43	20/11	19/12	12/22			
9	ISHMOURATOVA Svetlana	RUS	101	8/30	18/13	11/24	12/22	19/12			
10	BOGALI Anna	RUS	100	13/20	9/28	6/34	26/5	18/13			
11	KOUKLEVA Galina	RUS	99	7/32	29/2	16/15	15/16	6/34			
12	HENKEL Andrea	GER	97	2/46	6/34		20/11	25/6			
13	NIOGRET Corinne	FRA	89	=54	5/37		11/24	9/28			
14	HOLANTI Katja	FIN	86	10/26	1/50	22/9	30/1	52			
15	NIKOULTCHINA Irina	BUL	80	56	73	18/13	3/43	11/24			
16	LOSMANOVA Katerina	CZE	79	5/37	7/32	21/10	31	39			
17	BAVEREL-ROBERT Florence	FRA	72	41		12/22	18/13	5/37			
18	AKHATOVA Albina	RUS	62	48	13/20	9/28	17/14				
19	TCHERNOUSSOVA Svetlana	RUS	59	17/14	15/16	10/26	28/3				
20	ZELLNER Martina	GER	55	=3/43	=61	19/12	45				
21	BAILLY Sandrine	FRA	49	45	20/11		25/6	7/32			
22	YU Shumei	CHN	47	27/4		57	7/32	20/11			
23	ANDREASSEN Gunn Margit	NOR	41	33	37	14/18	23/8	16/15			
24	FILIPOVA Pavlina	BUL	40	24/7	41	30/1	14/18	17/14			
25	BEER Katja	GER	39			26/5	6/34				
26	GRASIC Andreja	SLO	37	20/11	35		44	10/26			
27	DAFOVSKA Ekaterina	BUL	36	32	58		13/20	15/16			
28	LEMESH Nina	UKR	33	11/24	=61		22/9	47			
29	JASICOVA Martina	SVK	33	30/1	19/12		34	13/20			
30	NAZAROVA Olga	BLR	29	34	24/7	42	27/4	14/18			
31	VODOPYANOVA Tetyana	UKR	25		22/9	15/16	51	31			
32	BRANKOVIC Tadeja	SLO	24	DNS	=11/24		64	63			
33	ZAITSEVA Olga	RUS	22			24/7	16/15				
34	SANTER Nathalie	ITA	20	42	39	13/20	35	40			
35	LARISI Lucija	SLO	20	16/15	57			26/5			
36	YAKOVLEVA Oksana	UKR	18		14/18		32				
37	SPRUNG Anna	AUT	18	65	21/10	23/8	42				
38	CESNEKOVA Irena	CZE	18	50	25/6	28/3	=54	22/9			
39	STERA-KUSTUSZ Anna	POL	16	15/16	36	62		43			
40	MIHOKOVA Sona	SVK	16	25/6	32		72	21/10			
41	MURINOVA Anna	SVK	15	44	16/15		59	35			
42	BECAERT Sylvie	FRA	14	108	45	17/14	36				
43	TOFALVI Eva	ROM	14	59	17/14	38	56	61			
44	SANTER Saskia	ITA	14	38	33	27/4	21/10	36			



**WORLD CUP SPRINT SCORE WOMEN  
SCORE EN COUPE DU MONDE SPRINT DAMES**

INTERMEDIATE AFTER 5 COMPETITIONS  
INTERMEDIAIRE APRÈS 5 COMPETITION

AS OF WED 13 FEB 2002 / À PARTIR DE MER 13 FEV 2002

Rank	Name	NOC Code	Total	1	2	3	4	5	6	7	8
45	GROS Christelle	FRA	13	18/13	46	49	70				
46	KHVOSTENKO Oksana	UKR	12	19/12	44		DNS				
47	BURLET Delphyne	FRA	12	31	27/4		61	23/8			
48	SUN Ribo	CHN	10	21/10		44	58	57			
49	KRISTIANSEN Gro Marit	NOR	9	22/9		45	37	53			
50	MALI Andreja	SLO	9	49	26/5		60	27/4			
51	EIKELAND Liv Kjersti	NOR	8		23/8	46	DNS				
52	PERUNKA Sanna-Leena	FIN	8	47	30/1	70		24/7			
53	KHRUSTALEVA Elena	BLR	7	36	40	33	24/7	33			
54	KUTLIKOVA Tatiana	SVK	7	26/5	65		29/2	64			
55	SHINDO Mami	JPN	6	78	43	25/6	50	45			
56	TANAKA Tamami	JPN	4	29/2	60	32	78	29/2			
57	PONZA Michela	ITA	3	66	28/3	35	46	46			
58	TAKAHASHI Ryoko	JPN	3	57	52	40	=54	28/3			
59	MERKUSHINA Iryna	UKR	2	=54		29/2	=38				
60	SUGA Hiromi	JPN	1	73		36	85	30/1			

Place	1	2	3	4	5	6	7	8	9	10	11	12	13	14	15	16	17	18	19	20	21	22	23	24	25	26	27	28	29	30
Points	50	46	43	40	37	34	32	30	28	26	24	22	20	18	16	15	14	13	12	11	10	9	8	7	6	5	4	3	2	1

<b>LEGEND</b>		
=	Sign indicates a tie for rank	DNS Did not start (DNS)



**WORLD CUP TOTAL SCORE WOMEN  
SCORE TOTAL EN COUPE DU MONDE DAMES**

INTERMEDIATE AFTER 16 COMPETITIONS  
INTERMEDIAIRE APRÈS 16 COMPETITION

AS OF WED 13 FEB 2002 / À PARTIR DE MER 13 FEV 2002

**World Cup Venues**

1 HOCHFILZEN, Women 7.5 km Sprint	6 DEC 2001	9 OBERHOF, Women 10 km Pursuit	11 JAN 2002	17
2 HOCHFILZEN, Women 10 km Pursuit	9 DEC 2001	10 OBERHOF, Women 12.5 km Mass Start	13 JAN 2002	18
3 POKLJUKA, Women 15 km Individual	12 DEC 2001	11 RUHPOLDING, Women 7.5 km Sprint	19 JAN 2002	19
4 POKLJUKA, Women 10 km Pursuit	16 DEC 2001	12 RUHPOLDING, Women 10 km Pursuit	20 JAN 2002	20
5 BREZNO-OSRBLIE, Women 15 km Individual	20 DEC 2001	13 ANTHOLZ, Women 15 km Individual	23 JAN 2002	21
6 BREZNO-OSRBLIE, Women 7.5 km Sprint	21 DEC 2001	14 ANTHOLZ, Women 10 km Pursuit	27 JAN 2002	22
7 BREZNO-OSRBLIE, Women 12.5 km Mass Start	22 DEC 2001	15 SALT LAKE CITY, UT, Women's 15 km Individual	11 FEB 2002	23
8 OBERHOF, Women 7.5 km Sprint	10 JAN 2002	16 SALT LAKE CITY, UT, Women's 7.5 km Sprint	13 FEB 2002	24

Rank	Name	NOC Code	Total	1	2	3	4	5	6	7	8	9	10	11	12	13	14	15	16	17
1	FORSBERG Magdalena	SWE	<b>605</b>	1/50	1/50	1/50	1/50	1/50	95	1/50	3/43	1/50	3/43	5/37	2/46			3/43	3/43	
2	POIREE Liv Grete	NOR	<b>511</b>	23/8	20/11	5/37	8/30				1/50	3/43	2/46	1/50	1/50	1/50	1/50	2/46	4/40	
3	PYLEVA Olga	RUS	<b>503</b>	28/3	9/28	4/40	2/46	4/40	4/40	2/46	2/46	4/40	8/30	4/40	6/34			4/40	8/30	
4	DISL Uschi	GER	<b>449</b>	=3/43	3/43	2/46	6/34	34	10/26	3/43	4/40	7/32	9/28	10/26	13/20			12/22	2/46	
5	ZUBRILOVA Olena	UKR	<b>447</b>	14/18	2/46	7/32	7/32	2/46	8/30	17/14	5/37	2/46	1/50	2/46	3/43	24/7	DNS	34	59	
6	WILHELM Kati	GER	<b>345</b>	12/22	8/30	33	18/13	26/5	2/46	5/37	8/30	11/24	4/40	8/30	14/18				1/50	
7	GLAGOW Martina	GER	<b>328</b>	6/34	6/34	19/12	16/15	5/37	=11/24	25/6	7/32	10/26	6/34	9/28	17/14			7/32		
8	HENKEL Andrea	GER	<b>323</b>	2/46	7/32	3/43	3/43	11/24	6/34	6/34				20/11	36			1/50	25/6	
9	APEL Katrin	GER	<b>323</b>	9/28	10/26	14/18	4/40	6/34	3/43	23/8	20/11	13/20	14/18	19/12	8/30			18/13	12/22	
10	ANDREASSEN Gunn Margit	NOR	<b>314</b>	33	23/8	=9/28	12/22	10/26	37	9/28	14/18	8/30	7/32	23/8	25/6	2/46	2/46	30/1	16/15	
11	ISHMOURATOVA Svetlana	RUS	<b>298</b>	8/30	13/20	20/11	19/12	16/15	18/13	4/40	11/24	14/18	17/14	12/22	5/37			8/30	19/12	
12	BAVEREL-ROBERT Florence	FRA	<b>280</b>	41	28/3	12/22	5/37				12/22	5/37	20/11	18/13	19/12	6/34	9/28	11/24	5/37	
13	BOGALI Anna	RUS	<b>275</b>	13/20	11/24	6/34	10/26	15/16	9/28	11/24	6/34	17/14	5/37	26/5	54				18/13	
14	HOLANTI Katja	FIN	<b>255</b>	10/26	5/37	58	31	3/43	1/50	7/32	22/9	25/6	23/8	30/1	28/3	13/20	DNS	13/20	52	
15	KOUKLEVA Galina	RUS	<b>215</b>	7/32	24/7	17/14	35	7/32	29/2	28/3	16/15	12/22	12/22	15/16	15/16				6/34	
16	DAFOVSKA Ekaterina	BUL	<b>211</b>	32	14/18	=9/28	11/24	8/30	58	15/16				13/20	12/22			5/37	15/16	
17	NIOGRET Corinne	FRA	<b>209</b>	=54	40	24/7	9/28	17/14	5/37	20/11				11/24	7/32	35	14/18	21/10	9/28	
18	LOSMANOVA Katerina	CZE	<b>196</b>	5/37	4/40	11/24	34	38	7/32	18/13	21/10	26/5	19/12	31	20/11			19/12	39	
19	AKHATOVA Albina	RUS	<b>180</b>	48	35	23/8	38	55	13/20	16/15	9/28	6/34	24/7	17/14	9/28			10/26		
20	TCHERNOUSSOVA Svetlana	RUS	<b>177</b>	17/14	22/9	DNS		43	15/16	19/12	10/26	19/12	13/20	28/3	10/26	16/15	11/24			
21	GRASIC Andreja	SLO	<b>141</b>	20/11	31	28/3	20/11	42	35					44	24/7	3/43	4/40	56	10/26	
22	BURLET Delphyne	FRA	<b>139</b>	31	36	15/16	14/18	14/18	27/4	10/26				61		19/12	7/32	26/5	23/8	
23	SANTER Nathalie	ITA	<b>139</b>	42	18/13	8/30	27/4	23/8	39	14/18	13/20	23/8	11/24	35	DNS	31	17/14	DNF	40	





**WORLD CUP TOTAL SCORE WOMEN  
SCORE TOTAL EN COUPE DU MONDE DAMES**

INTERMEDIATE AFTER 16 COMPETITIONS  
INTERMEDIAIRE APRÈS 16 COMPETITION

AS OF WED 13 FEB 2002 / À PARTIR DE MER 13 FEV 2002

Rank	Name	NOC Code	Total	1	2	3	4	5	6	7	8	9	10	11	12	13	14	15	16	17
24	JASICOVA Martina	SVK	139	30/1	39	18/13	17/14	56	19/12	22/9			10/26	34	21/10	25/6	DNS	9/28	13/20	
25	NAZAROVA Olga	BLR	135	34	41	47	41	29/2	24/7		42	46		27/4	41	4/40	8/30	6/34	14/18	
26	ZELLNER Martina	GER	134	=3/43	15/16	38	25/6	58	=61	27/4	19/12	9/28	28/3	45	50	12/22	DNS			
27	BAILLY Sandrine	FRA	126	45	38	57	50	12/22	20/11	8/30				25/6	18/13	44	19/12		7/32	
28	YU Shumei	CHN	120	27/4	19/12	51	45				57	24/7	16/15	7/32	16/15	23/8	15/16	46	20/11	
29	NIKOULTCHINA Irina	BUL	112	56	48	70		79	73		18/13	21/10	18/13	3/43	22/9			43	11/24	
30	MURINOVA Anna	SVK	95	44	30/1	67		9/28	16/15	13/20			26/5	59	37	10/26	DNS	53	35	
31	MALGUINA Irina	RUS	93	43	29/2	40	15/16	21/10	34	21/10						14/18	5/37			
32	BEER Katja	GER	92								26/5	18/13		6/34	4/40	DSQ				
33	VODOPYANOVA Tetyana	UKR	87			27/4	47	18/13	22/9		15/16	15/16	30/1	51	33	9/28	DNS		31	
34	BECAERT Sylvie	FRA	87	108		37	24/7	41	45		17/14	20/11	21/10	36	27/4	34	10/26	16/15		
35	TJOERHOM Linda	NOR	86	63		43	43				39	30/1		33	26/5	5/37	3/43	39		
36	ZAITSEVA Olga	RUS	77								24/7	16/15	15/16	16/15	11/24			37		
37	KHVOSTENKO Oksana	UKR	74	19/12	17/14	16/15	36	22/9	44	12/22				DNS	42	DNS	29/2			
38	KHRUSTALEVA Elena	BLR	73	36	37	46	33	54	40		33	43		24/7	42	7/32	6/34		33	
39	MIHOKOVA Sona	SVK	72	25/6	27/4	60	DNS	27/4	32					72		8/30	DNS	14/18	21/10	
40	LEMESH Nina	UKR	71	11/24	12/22	56	LAP	50	=61	24/7				22/9	39	22/9	DNS		47	
41	FILIPOVA Pavlina	BUL	66	24/7	26/5	45	55	25/6	41		30/1	29/2		14/18	29/2			20/11	17/14	
42	BRANKOVIC Tadeja	SLO	65	DNS		25/6	44	52	=11/24	29/2				64		18/13	13/20	41	63	
43	SPRUNG Anna	AUT	60	65		48	32	40	21/10		23/8	22/9	22/9	42	34	17/14	21/10			
44	STERA-KUSTUSZ Anna	POL	57	15/16	25/6	71		62	36		62		29/2			11/24	22/9	54	43	
45	PONZA Michela	ITA	56	66		35	13/20	70	28/3		35	28/3	27/4	46	31	20/11	16/15	36	46	
46	CESNEKOVA Irena	CZE	49	50	46	13/20	28/3	59	25/6	26/5	28/3	40		=54	46			28/3	22/9	
47	PETROVA Olena	UKR	41	37	16/15	44	22/9							57	DNS	21/10	DNS	24/7	48	
48	LIU Xianying	CHN	37	51	34	53	LAP				54	39		48	40	30/1	12/22	17/14	42	
49	YAKOVLEVA Oksana	UKR	37			30/1	30/1	=19/12	14/18	30/1				32	45	65		27/4		
50	SUN Ribo	CHN	36	21/10	21/10	64					44	49		58	53	50	32	15/16	57	
51	GROS Christelle	FRA	35	18/13	33	61		=19/12	46		49	27/4	25/6	70		55	31			
52	WAGENFUEHR Peggy	GER	29													15/16	18/13			
53	LARISI Lucija	SLO	26	16/15	DNF	68		46	57							73		25/6	26/5	
54	TOFALVI Eva	ROM	26	59	LAP	32	26/5	57	17/14		38	44		56	47	37	24/7	52	61	



**WORLD CUP TOTAL SCORE WOMEN  
SCORE TOTAL EN COUPE DU MONDE DAMES**

INTERMEDIATE AFTER 16 COMPETITIONS  
INTERMEDIAIRE APRÈS 16 COMPETITION

AS OF WED 13 FEB 2002 / À PARTIR DE MER 13 FEV 2002

Rank	Name	NOC Code	Total	1	2	3	4	5	6	7	8	9	10	11	12	13	14	15	16	17
55	TERESHENKO Natalia	UKR	20	67				13/20	66											
56	SKJELBREID Ann Elen	NOR	18	35	45	22/9	51				50	38		41	DNS			22/9	38	
57	BUCHHOLZ Sabrina	GER	16													26/5	20/11			
58	SANTER Saskia	ITA	15	38	43	74		35	33		27/4	34		21/10	30/1	51	DNS	49	36	
59	KUTLIKOVA Tatiana	SVK	15	26/5	51	69		47	65					29/2	23/8	56	DNS		64	
60	PERUNKA Sanna-Leena	FIN	15	47	32	39	39	24/7	30/1		70							40	24/7	
61	KARAGIOZOVA Iva	BUL	10	68		21/10	53	61	55		34	36		43	38			32	41	
62	PAVKOVCEKOVA Marcela	SVK	10	83		36	21/10	49	53					52	43	39	DNS	33		
63	KETTUNEN Outi	FIN	10			29/2	23/8	32						=38	35			48	37	
64	TAKAHASHI Ryoko	JPN	10	57	LAP	76		30/1	52		40	41		=54	48	32	25/6	50	28/3	
65	KRISTIANSEN Gro Marit	NOR	9	22/9	42	81					45	32		37	DNS				53	
66	SUGA Hiromi	JPN	9	73		41	46	48			36	LAP		85		33	23/8	42	30/1	
67	MALI Andreja	SLO	9	49	50	=87		75	26/5					60	49	53	LAP		27/4	
68	EIKELAND Liv Kjersti	NOR	8					36	23/8		46	56		DNS						
69	VEJNAROVA Zdenka	CZE	8											83				23/8		
70	GRZYWA Magdalena	POL	8			62		63	80		64			79		28/3	26/5			
71	GWIZDON Magdalena	POL	8	69		78		80	49		31	37		40	32	27/4	27/4			
72	STEER Rachel	USA	7	97		26/5	29/2				63			68				31	60	
73	SHINDO Mami	JPN	6	78		31	40	45	43		25/6	47		50	52	43	LAP	64	45	
74	TANAKA Tamami	JPN	4	29/2	47	63		67	60		32	31		78		66		45	29/2	
75	STRELENKO Maria	RUS	3													46	28/3			
76	TSUKIDATE Ikuyo	JPN	3	76		94		28/3	83		51	52		65		62				
77	MERKUSHINA Iryna	UKR	2	=54	LAP	75					29/2	45		=38	DNF	49	DNS			
78	KADEVA Nina	BUL	2	100		52	54	39	47		61			87		29/2	DNS			
79	SAFAROVA Elena	RUS	2													41	29/2			
80	KONG Yingchao	CHN	1	75										63		40	30/1	44	56	

World Cup Scoring Table

Place	1	2	3	4	5	6	7	8	9	10	11	12	13	14	15	16	17	18	19	20	21	22	23	24
Points	50	46	43	40	37	34	32	30	28	26	24	22	20	18	16	15	14	13	12	11	10	9	8	7



**WORLD CUP TOTAL SCORE WOMEN  
SCORE TOTAL EN COUPE DU MONDE DAMES**

INTERMEDIATE AFTER 16 COMPETITIONS  
INTERMEDIAIRE APRES 16 COMPETITION

AS OF WED 13 FEB 2002 / À PARTIR DE MER 13 FEV 2002

**LEGEND**  
**DNS**  
**DSQ**

Did not start (DNS)  
Disqualified (DSQ)

=  
**LAP**

Sign indicates a tie for rank  
Lapped

**DNF**



## WOMEN'S NATIONS CUP SCORE / SCORE EN COUPE DES NATIONS FEMMES

INTERMEDIATE AFTER 9 COMPETITIONS  
INTERMEDIAIRE APRÈS 9 COMPETITION

AS OF WED 13 FEB 2002 / À PARTIR DE MER 13 FEV 2002

World Cup Venues					
1	HOCHFILZEN, Women 7.5 km Sprint	6 DEC 2001	7	ANTHOLZ, Women 15 km Individual	23 JAN 2002
2	POKLJUKA, Women 15 km Individual	12 DEC 2001	8	SALT LAKE CITY, UT, Women's 15 km Individual	11 FEB 2002
3	BREZNO-OSRBLIE, Women 15 km Individual	20 DEC 2001	9	SALT LAKE CITY, UT, Women's 7.5 km Sprint	13 FEB 2002
4	BREZNO-OSRBLIE, Women 7.5 km Sprint	21 DEC 2001	10	ÖSTERSUND, Women 7.5 km Sprint	9 MAR 2002
5	OBERHOF, Women 7.5 km Sprint	10 JAN 2002	11	LAHTI, Women 7.5 km Sprint	14 MAR 2002
6	RUHPOLDING, Women 7.5 km Sprint	19 JAN 2002	12	HOLMENKOLLEN, Women 7.5 km Sprint	21 MAR 2002

Rank	NOC	NOC Code	Total	1	2	3	4	5	6	7	8	9	10	11	12
1	Germany	GER	<b>3616</b>	432	407	395	423	402	392	343	404	418			
2	Russian Federation	RUS	<b>3428</b>	382	388	388	388	408	378	323	396	377			
3	France	FRA	<b>3104</b>	303	345	354	352	318	343	343	349	397			
4	Ukraine	UKR	<b>3077</b>	354	351	379	357	355	354	347	313	267			
5	Norway	NOR	<b>2965</b>	315	374	221	202	360	356	433	356	348			
6	Bulgaria	BUL	<b>2759</b>	281	324	328	250	311	381	183	347	354			
7	Czech Republic	CZE	<b>2604</b>	303	302	269	338	297	242	225	323	305			
8	Belarus	BLR	<b>2583</b>	253	266	279	281	263	275	356	307	303			
9	Slovakia	SVK	<b>2543</b>	312	279	316	326		278	362	344	326			
10	Italy	ITA	<b>2530</b>	255	283	265	293	320	291	291	261	271			
11	Japan	JPN	<b>2391</b>	234	258	290	238	300	224	285	256	306			
12	Finland	FIN	<b>2384</b>	281	267	349	314	230	249	120	294	280			
13	Slovenia	SLO	<b>2325</b>	308	272	253	325		227	334	271	335			
14	People's Republic of China	CHN	<b>1937</b>	294	225			238	288	300	317	275			
15	Poland	POL	<b>1794</b>	222	211	192	232	236	205	331	77	88			
16	Romania	ROM	<b>1637</b>	166	172	186	248	199	151	161	149	205			
17	Canada	CAN	<b>1474</b>	207	200	261	207	218	181	200					
18	United States of America	USA	<b>1327</b>	34	164			211	225	211	248	234			
19	Hungary	HUN	<b>1102</b>	108	102	131	138	137	82	141	139	124			
20	Sweden	SWE	<b>1052</b>	150	150	150	36	143	137		143	143			
21	Austria	AUT	<b>1026</b>	144	132	91	110	202	147	200					
22	Kazakhstan	KAZ	<b>974</b>	83	148	131	157	116	86	113	71	69			
23	Latvia	LAT	<b>787</b>	35	80	62	113	140	105	111	68	73			
24	Republic of Moldova	MDA	<b>769</b>	77	82	101	91	117	79	73	69	80			
25	Great Britain	GBR	<b>652</b>	128	86	87	96	98	65	92					
26	Netherlands	NED	<b>623</b>	93		99	109	121	92	109					
27	Korea	KOR	<b>617</b>	99	59	89	91	91	61		65	62			
28	Greece	GRE	<b>477</b>	65	54	45	79	43	23	44	63	61			
29	Argentina	ARG	<b>440</b>	25	21	38	37	82	39	78	62	58			
30	Lithuania	LTU	<b>287</b>	59	24		46		52	41		65			
31	Denmark	DEN	<b>269</b>	67	31			78	42	51					
32	Chile	CHI	<b>251</b>	26	25	39	40				64	57			
33	Bosnia and Herzegovina	BIH	<b>120</b>	28	49				43						
34	Estonia	EST	<b>56</b>							56					
35	Switzerland	SUI	<b>25</b>						25						

Nation Cup Scoring Table																														
Place	1	2	3	4	5	6	7	8	9	10	11	12	13	14	15	16	17	18	19	20	21	22	23	24	25	26	27	...	...	130
Points	150	146	143	140	137	134	132	130	128	126	124	122	120	118	116	115	114	113	112	111	110	109	108	107	106	105	104	...	...	1



## FINAL RESULTS - COMPETITION DATA SUMMARY RÉSULTATS DÉFINITIFS - RÉSUMÉ DES DONNÉES DE COMPÉTITION

### MEN'S 12.5 km PURSUIT 12,5 km POURSUITE HOMMES

SOLDIER HOLLOW SAT 16 FEB 2002 / SAM 16 FEV 2002 START TIME / DEBUT 09:00 END TIME / FINI A 09:57

<b>Participation</b>	
----------------------	--

Number of Entries:	60
Did not start (DNS):	3
Did not finish (DNF):	1
Disqualified (DSQ):	0
Ranked Competitors:	56

<b>Atmospheric Conditions at the Stadium</b>				
--	--	--	--	--

	30 min. before Start	At Start Time	30 min. after Start	At End Time
Weather	Clear	Clear	Clear	Clear
Snow Condition	Hard	Hard	Hard	Hard
Snow Temperature	-11.0 °C	-11.0 °C	-11.0 °C	-11.0 °C
Air Temperature	-1.0 °C	-1.0 °C	-1.0 °C	-1.0 °C
Humidity	51 %	51 %	51 %	51 %
Wind Direction/Speed	SE 0.0 m/s	SE 0.0 m/s	SE 0.0 m/s	SE 0.0 m/s
Wind Direction at Shooting Range	↙	↙	↙	↙


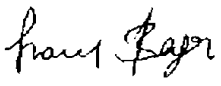
<b>Jury Information</b>		
-------------------------	--	--

IBU Technical Delegate - Chairman	VODICAR Janez	SLO
IBU Assistant Technical Delegate	BERGER Franz	AUT
Competition Chief	COBB Max	USA
Team Captain (1)	TASCHLER Gottlieb	ITA
Team Captain (2)	GOLEV Alexander	RUS

<b>Course Information</b>
---------------------------

**red 2.5 km A + green 2.5 km A + yellow 2.5 km A + blue 2.5 km A + brown 2.75 km A**

Total Course Length:	12939 m
Height Difference:	42 m
Max. Climb:	22 m
Total Climb:	388 m

IBU Technical Delegate - Chairman    VODICAR Janez (SLO)	IBU Assistant Technical Delegate    BERGER Franz (AUT)
---	---

<b>LEGEND</b>
SE South East



## FINAL RESULTS / RÉSULTATS DÉFINITIFS

### MEN'S 12.5 km PURSUIT 12,5 km POURSUITE HOMMES

SOLDIER HOLLOW SAT 16 FEB 2002 / SAM 16 FEV 2002 START TIME / DEBUT 09:00 END TIME / FINI A 09:57

Rank	Bib	Name	NOC Code	Start Behind	P	P	S	S	T	Result	WC
1	1	BJOERNDALEN Ole Einar	NOR	0:00	1	0	0	1	2	32:34.6	50
2	9	POIREE Raphael	FRA	1:06	0	1	0	0	1	+43.0	46
3	4	GROSS Ricco	GER	0:53	0	0	0	2	2	+56.0	43
4	10	GREDLER Ludwig	AUT	1:13	0	1	0	1	2	+1:00.9	40
5	6	ROSTOVTSEV Pavel	RUS	0:59	0	0	1	1	2	+1:08.5	37
6	5	ROTTMANN Wolfgang	AUT	0:58	1	0	2	1	4	+1:10.5	34
7	7	MAIGOUROV Victor	RUS	1:00	2	0	1	0	3	+1:20.5	32
8	13	HANEVOLD Halvard	NOR	1:21	0	2	0	0	2	+1:25.0	30
9	3	PERNER Wolfgang	AUT	0:53	1	0	1	1	3	+1:25.5	28
10	12	SASHURIN Vadim	BLR	1:19	0	0	0	1	1	+1:25.9	26
11	29	LUCK Frank	GER	1:56	0	0	0	1	1	+1:26.4	24
12	2	FISCHER Sven	GER	0:29	0	1	1	2	4	+1:34.9	22
13	26	HAKKINEN Jay	USA	1:52	0	0	0	1	1	+1:37.2	20
14	8	ANDRESEN Frode	NOR	1:00	2	0	0	3	5	+1:39.9	18
15	24	GJELLAND Egil	NOR	1:51	1	0	0	0	1	+1:42.3	16
16	15	GREIS Michael	GER	1:27	1	1	1	0	3	+1:45.3	15
17	14	VITEK Zdenek	CZE	1:23	0	1	0	2	3	+1:46.4	14
18	21	DEFRASNE Vincent	FRA	1:45	0	0	2	1	3	+1:59.0	13
19	23	GLOBOCNIK Tomas	SLO	1:49	0	0	0	0	0	+2:08.0	12
20	22	CATTARINUSSI Rene	ITA	1:46	0	0	1	0	1	+2:26.3	11
21	11	RYZHENKOV Oleg	BLR	1:14	0	2	0	0	2	+2:33.7	10
22	25	HIETALAHTI Vesa	FIN	1:52	0	0	0	1	1	+2:35.4	9
23	20	TEELA Jeremy	USA	1:45	0	1	2	0	3	+2:43.5	8
24	17	FERRY Bjoern	SWE	1:39	0	0	3	1	4	+2:52.9	7
25	31	SIKORA Tomasz	POL	2:08	0	0	0	1	1	+2:55.4	6
26	30	BOROVIK Dimitri	EST	1:59	1	0	0	1	2	+2:58.5	5
27	51	ROZHKOV Sergei	RUS	2:49	1	0	0	0	1	+3:02.7	4
28	16	PUURUNEN Paavo	FIN	1:33	1	1	0	1	3	+3:28.9	3
29	27	DOLENC Marko	SLO	1:56	0	0	1	3	4	+3:31.5	2
30	46	MALUHINS Olegs	LAT	2:39	0	0	1	2	3	+3:35.9	1
31	33	ROUSSINOV Serguei	RUS	2:13	0	2	0	1	3	+3:39.9	
32	19	ANTILA Timo	FIN	1:42	0	0	3	2	5	+3:42.1	
33	50	PALLHUBER Wilfried	ITA	2:44	1	1	0	0	2	+3:45.1	
34	18	KOZUB Wojciech	POL	1:41	2	2	0	0	4	+3:53.2	
35	41	SUGA Kyoji	JPN	2:30	1	1	0	1	3	+3:54.2	
36	28	BERGMAN Carl Johan	SWE	1:56	1	0	0	0	1	+3:58.8	
37	49	LONGO Paolo	ITA	2:41	0	0	0	1	1	+4:04.2	
38	44	MARIC Janez	SLO	2:37	1	1	1	2	5	+4:16.8	
39	35	ROBERT Julien	FRA	2:14	2	1	1	0	4	+4:20.8	
40	36	DERKACH Vyacheslav	UKR	2:14	0	0	1	2	3	+4:22.2	
41	48	TOBRELVTS Indrek	EST	2:40	1	0	1	1	3	+4:22.8	
42	43	CLEGG Robin	CAN	2:37	0	1	1	1	3	+4:30.0	
43	39	MATIASKO Marek	SVK	2:21	2	0	2	1	5	+4:51.4	
44	34	DOSTAL Roman	CZE	2:14	1	1	1	3	6	+4:52.2	
45	32	HOLUBEC Tomas	CZE	2:11	2	1	1	2	6	+4:56.5	



## FINAL RESULTS / RÉSULTATS DÉFINITIFS

### MEN'S 12.5 km PURSUIT 12,5 km POURSUITE HOMMES

SOLDIER HOLLOW SAT 16 FEB 2002 / SAM 16 FEV 2002 START TIME / DEBUT 09:00 END TIME / FINI A 09:57

Rank	Bib	Name	NOC Code	Start Behind	P	P	S	S	T	Result	WC
46	59	GRAJF Saso	SLO	3:01	1	0	1	1	3	+5:04.3	
47	55	ZWAHLEN Roland	SUI	2:52	0	0	1	2	3	+5:06.0	
48	37	AIDAROV Aleksei	BLR	2:15	0	0	3	3	6	+5:08.4	
49	57	SYMAN Aleksandr	BLR	2:54	1	2	0	0	3	+5:31.2	
50	58	ZIEMIANIN Wieslaw	POL	2:56	0	3	1	0	4	+6:11.1	
51	40	BRICIS Ilmars	LAT	2:26	0	1	3	3	7	+6:15.3	
52	54	REDMAN Lawton	USA	2:52	1	0	3	2	6	+6:24.4	
53	56	ZHANG Qing	CHN	2:54	0	3	1	1	5	+6:36.5	
54	52	NAKUMS Jekabs	LAT	2:50	1	2	2	0	5	+6:44.7	
55	42	BLAJ Marian	ROM	2:34	2	2	1	1	6	+6:56.6	
56	60	KASSABOV Gueorgui	BUL	3:05	1	3	2	1	7	+8:03.9	

#### Did not start (DNS)

38	DERYZEMLYA Andriy	UKR	2:20
47	GARABIK Petr	CZE	2:40
53	LYSENKO Ruslan	UKR	2:52

#### Did not finish (DNF)

45	PRANTS Janno	EST	2:38	4
----	--------------	-----	------	---

#### LEGEND

<b>P</b>	Prone	<b>S</b>	Standing	<b>T</b>	Total penalties	<b>WC</b>	World Cup
----------	-------	----------	----------	----------	-----------------	-----------	-----------



## WORLD CUP PURSUIT SCORE MEN SCORE EN COUPE DU MONDE, POURSUITE HOMMES

INTERMEDIATE AFTER 6 COMPETITIONS  
INTERMEDIAIRE APRÈS 6 COMPETITION

AS OF SAT 16 FEB 2002 / À PARTIR DE SAM 16 FEV 2002

World Cup Venues			
1 HOCHFILZEN, Men 12.5 km Pursuit	9 DEC 2001	6 SALT LAKE CITY, UT, Men's 12.5 km Pursuit	16 FEB 2002
2 POKLJUKA, Men 12.5 km Pursuit	16 DEC 2001	7 ÖSTERSUND, Men 12.5 km Pursuit	10 MAR 2002
3 OBERHOF, Men 12.5 km Pursuit	11 JAN 2002	8 LAHTI, Men 12.5 km Pursuit	17 MAR 2002
4 RUHPOLDING, Men 12.5 km Pursuit	20 JAN 2002	9 HOLMENKOLLEN, Men 12.5 km Pursuit	23 MAR 2002
5 ANTHOLZ, Men 12.5 km Pursuit	27 JAN 2002		

Rank	Name	NOC Code	Total	1	2	3	4	5	6	7	8	9
1	POIREE Raphael	FRA	251	5/37	1/50	2/46	12/22	1/50	2/46			
2	ROSTOVTSEV Pavel	RUS	216	4/40	2/46	1/50	3/43		5/37			
3	BJOERNDALEN Ole Einar	NOR	204	1/50	14/18	4/40		2/46	1/50			
4	LUCK Frank	GER	176	2/46	8/30	8/30	2/46		11/24			
5	GROSS Ricco	GER	161	3/43	4/40	13/20	16/15		3/43			
6	ANDRESEN Frode	NOR	150	10/26	20/11	11/24	5/37	6/34	14/18			
7	HANEVOLD Halvard	NOR	145	51	3/43	17/14	4/40	14/18	8/30			
8	MAIGOUROV Victor	RUS	137	7/32	24/7	6/34	7/32		7/32			
9	FISCHER Sven	GER	115			3/43	1/50		12/22			
10	HIETALAHTI Vesa	FIN	115	9/28	10/26	9/28	11/24	DNS	22/9			
11	GJELLAND Egil	NOR	112	15/16	9/28	32	13/20	7/32	15/16			
12	SASHURIN Vadim	BLR	94	16/15	5/37	28/3	18/13	DNS	10/26			
13	DEFRASNE Vincent	FRA	90		6/34	7/32	35	20/11	18/13			
14	GREIS Michael	GER	86	32		5/37	6/34		16/15			
15	GREDLER Ludwig	AUT	82	41	7/32	DNS	21/10	DNS	4/40			
16	SENDEL Peter	GER	66		21/10	10/26	8/30					
17	ROZHKOV Sergei	RUS	62	17/14	17/14	14/18	19/12		27/4			
18	PERNER Wolfgang	AUT	60		11/24	DNF	29/2	25/6	9/28			
19	RYZHENKOV Oleg	BLR	59	37	29/2	21/10	50	5/37	21/10			
20	ECKHOFF Stian	NOR	58	33		27/4	10/26	9/28				
21	GLOBOCNIK Tomas	SLO	58	12/22	32		23/8	15/16	19/12			
22	KOTCHKINE Mikhail	RUS	56	8/30	33		40	10/26				
23	SUMANN Christoph	AUT	56	24/7	18/13	12/22	17/14					
24	MESOTITSCH Daniel	AUT	52	25/6	28/3		44	3/43				
25	VITEK Zdenek	CZE	46	30/1	13/20		20/11		17/14			
26	STITZL Andi	GER	40					4/40				
27	TCHEPIKOV Serguei	RUS	39	39	15/16	15/16	24/7					
28	DERYZEMLYA Andriy	UKR	37	11/24	23/8		26/5	DNS	DNS			
29	PRANTS Janno	EST	35			26/5		8/30	DNF			
30	ROTTMANN Wolfgang	AUT	34			35	DNS		6/34			
31	MORGENSTERN Marco	GER	34	6/34	DNS		55					
32	BRICIS Ilmars	LAT	34	48	12/22	19/12		DNS	51			
33	WOLLSCHLAEGER Joern	GER	33	13/20	38	33		18/13				
34	ROBERT Julien	FRA	30	55	30/1	30/1	14/18	21/10	39			
35	WOLF Alexander	GER	28				9/28					
36	ROUSSINOV Serguei	RUS	27	38	19/12	16/15			31			
37	MARIC Janez	SLO	27	18/13	45		33	17/14	38			
38	DOLENC Marko	SLO	26	31	40		42	11/24	29/2			
39	OZBOLT Janez	SLO	24	28/3			25/6	16/15				
40	SUGA Kyoji	JPN	22					12/22	35			
41	FERRY Bjoern	SWE	22	44	16/15	40			24/7			
42	ISA Hidenori	JPN	20		48	37	56	13/20				
43	HAKKINEN Jay	USA	20			43	53		13/20			
44	HEYMANN Carsten	GER	20			18/13		24/7				





**WORLD CUP PURSUIT SCORE MEN**  
**SCORE EN COUPE DU MONDE, POURSUITE HOMMES**

INTERMEDIATE AFTER 6 COMPETITIONS  
 INTERMEDIAIRE APRÈS 6 COMPETITION

AS OF SAT 16 FEB 2002 / À PARTIR DE SAM 16 FEV 2002

Rank	Name	NOC Code	Total	1	2	3	4	5	6	7	8	9
45	BIRNBACHER Andreas	GER	18	14/18								
46	DERKACH Vyacheslav	UKR	17	27/4	22/9		27/4	DNS	40			
47	MATIASKO Marek	SVK	16		37		15/16	DNS	43			
48	SIKORA Tomasz	POL	16		44	25/6		27/4	25/6			
49	AIDAROV Aleksei	BLR	15	21/10	DNS	29/2	46	28/3	48			
50	BACHKIROV Serguei	RUS	14			20/11	28/3					
51	FORSBERG Henrik	SWE	13	19/12	42		30/1					
52	BOROVIK Dimitri	EST	13		DNS	48		23/8	26/5			
53	KONOVALOV Serguei	RUS	12	43	51			19/12				
54	MASARIK Ivan	CZE	11	20/11	DNS	46	37					
55	CATTARINUSSI Rene	ITA	11				47	DNS	20/11			
56	KRUGLOV Nikolay	RUS	9					22/9				
57	BERGMAN Carl Johan	SWE	9	34		44	22/9		36			
58	MARGUET Gilles	FRA	9		46	22/9		DNS				
59	GARABIK Petr	CZE	9	22/9		DNS	52		DNS			
60	MALUHINS Olegs	LAT	9			23/8		DNS	30/1			
61	DOSTAL Roman	CZE	8	23/8	31	38			44			
62	TEELA Jeremy	USA	8			45	31		23/8			
63	GRAJF Saso	SLO	8		50	24/7		30/1	46			
64	PUURUNEN Paavo	FIN	8	26/5	35	31	36	DNS	28/3			
65	UPENIEKS Gundars	LAT	6	53	25/6			DNS				
66	ANTILA Timo	FIN	5		26/5	DNS		DNS	32			
67	POKLUKAR Matjaz	SLO	5	47			39	26/5				
68	BILANENKO Oleksander	UKR	4		27/4		41					
69	ACHORNER Hans	AUT	2					29/2				
70	SYMAN Aleksandr	BLR	2	29/2		LAP			49			

Place	1	2	3	4	5	6	7	8	9	10	11	12	13	14	15	16	17	18	19	20	21	22	23	24	25	26	27	28	29	30
Points	50	46	43	40	37	34	32	30	28	26	24	22	20	18	16	15	14	13	12	11	10	9	8	7	6	5	4	3	2	1

<b>LEGEND</b>	<b>DNS</b> Did not start (DNS)	<b>DNF</b> Did not finish (DNF)	<b>LAP</b> Lapped
---------------	--------------------------------	---------------------------------	-------------------



**WORLD CUP TOTAL SCORE MEN / SCORE TOTAL EN COUPE DU MONDE HOMMES**  
**INTERMEDIATE AFTER 17 COMPETITIONS**  
**INTERMEDIAIRE APRÈS 17 COMPETITION**

AS OF SAT 16 FEB 2002 / À PARTIR DE SAM 16 FEV 2002

**World Cup Venues**

1 HOCHFILZEN, Men 10 km Sprint	6 DEC 2001	9 OBERHOF, Men 12.5 km Pursuit	11 JAN 2002	17
2 HOCHFILZEN, Men 12.5 km Pursuit	9 DEC 2001	10 OBERHOF, Men 15 km Mass Start	12 JAN 2002	18
3 POKLJUKA, Men 20 km Individual	13 DEC 2001	11 RUHPOLDING, Men 10 km Sprint	18 JAN 2002	19
4 POKLJUKA, Men 12.5 km Pursuit	16 DEC 2001	12 RUHPOLDING, Men 12.5 km Pursuit	20 JAN 2002	20 LAHTI, Men 10 km Sprint
5 BREZNO-OSRBLIE, Men 20 km Individual	19 DEC 2001	13 ANTHOLZ, Men 20 km Individual	24 JAN 2002	21
6 BREZNO-OSRBLIE, Men 10 km Sprint	21 DEC 2001	14 ANTHOLZ, Men 12.5 km Pursuit	27 JAN 2002	22
7 BREZNO-OSRBLIE, Men 15 km Mass Start	22 DEC 2001	15 SALT LAKE CITY, UT, Men's 20 km Individual	11 FEB 2002	23
8 OBERHOF, Men 10 km Sprint	9 JAN 2002	16 SALT LAKE CITY, UT, Men's 10 km Sprint	13 FEB 2002	24

Rank	Name	NOC Code	Total	1	2	3	4	5	6	7	8	9	10	11	12	13	14	15	16	17
1	POIREE Raphael	FRA	<b>530</b>	5/37	5/37	8/30	1/50				10/26	2/46	1/50	1/50	12/22	7/32	1/50	10/26	9/28	2/46
2	ROSTOVTSEV Pavel	RUS	<b>530</b>	8/30	4/40	1/50	2/46	15/16	11/24	11/24	1/50	1/50	8/30	12/22	3/43			6/34	6/34	5/37
3	BJOERNDALEN Ole Einar	NOR	<b>458</b>	1/50	1/50	19/12	14/18				9/28	4/40	14/18			2/46	2/46	1/50	1/50	1/50
4	LUCK Frank	GER	<b>448</b>	3/43	2/46	7/32	8/30	1/50	5/37	21/10	23/8	8/30	24/7	5/37	2/46			2/46	29/2	11/24
5	GROSS Ricco	GER	<b>418</b>	25/6	3/43	14/18	4/40	10/26	6/34	19/12	5/37	13/20	5/37	24/7	16/15			4/40	4/40	3/43
6	ANDRESEN Frode	NOR	<b>392</b>	6/34	10/26	35	20/11	DNS	15/16	26/5	6/34	11/24	12/22	3/43	5/37	10/26	6/34	7/32	8/30	14/18
7	MAIGOUROV Victor	RUS	<b>381</b>	9/28	7/32	37	24/7	34	20/11	4/40	18/13	6/34	3/43	6/34	7/32			3/43	7/32	7/32
8	HIETALAHTI Vesa	FIN	<b>365</b>	2/46	9/28	5/37	10/26	18/13	23/8	1/50	3/43	9/28	16/15	25/6	11/24	17/14	DNS	19/12	25/6	22/9
9	FISCHER Sven	GER	<b>357</b>			64		2/46	7/32	15/16	2/46	3/43	10/26	9/28	1/50			29/2	2/46	12/22
10	HANEVOLD Halvard	NOR	<b>300</b>	51	51	4/40	3/43				33	17/14	15/16	4/40	4/40	29/2	14/18	5/37	13/20	8/30
11	SASHURIN Vadim	BLR	<b>272</b>	38	16/15	6/34	5/37	19/12	10/26	25/6	19/12	28/3	23/8	11/24	18/13	25/6	DNS	9/28	12/22	10/26
12	GREDLER Ludwig	AUT	<b>245</b>	57	41	10/26	7/32	14/18	18/13	7/32	60	DNS	18/13	20/11	21/10	46	DNS	11/24	10/26	4/40
13	SUMANN Christoph	AUT	<b>231</b>	13/20	24/7	15/16	18/13	39	1/50	17/14	13/20	12/22	9/28	14/18	17/14			22/9	DNF	
14	ROZHKOV Sergei	RUS	<b>227</b>	45	17/14	13/20	17/14	3/43	37	9/28	4/40	14/18	DNF	19/12	19/12			12/22	51	27/4
15	GJELLAND Egil	NOR	<b>218</b>	19/12	15/16	9/28	9/28				51	32	25/6	21/10	13/20	9/28	7/32	16/15	24/7	15/16
16	DEFRASNE Vincent	FRA	<b>213</b>	83		3/43	6/34				11/24	7/32	2/46	55	35	32	20/11	37	21/10	18/13
17	TCHAPIKOV Serguei	RUS	<b>211</b>	43	39	12/22	15/16	4/40	4/40	20/11	26/5	15/16	11/24	37	24/7			8/30		
18	GREIS Michael	GER	<b>186</b>	30/1	32						7/32	5/37	26/5	2/46	6/34				15/16	16/15
19	PERNER Wolfgang	AUT	<b>183</b>	97		=17/14	11/24	29/2	19/12	5/37	28/3	DNF	19/12	49	29/2	33	25/6	32	3/43	9/28
20	GLOBOCNIK Tomas	SLO	<b>182</b>	7/32	12/22	24/7	32	59	40	23/8				15/16	23/8	4/40	15/16	18/13	23/8	19/12
21	RYZHENKOV Oleg	BLR	<b>180</b>	29/2	37	31	29/2	9/28	27/4	27/4	17/14	21/10	20/11	46	50	6/34	5/37	31	11/24	21/10
22	KOTCHKINE Mikhail	RUS	<b>166</b>	21/10	8/30	39	33	25/6	13/20	12/22				22/9	59	40	3/43	10/26		
23	BRICIS Ilmars	LAT	<b>149</b>	48	48	2/46	12/22	21/10	34	6/34	12/22	19/12	28/3			43	DNS	39	40	51
24	WOLF Alexander	GER	<b>146</b>					31	9/28	2/46			17/14	8/30	9/28			34		



WORLD CUP TOTAL SCORE MEN / SCORE TOTAL EN COUPE DU MONDE HOMMES  
 INTERMEDIATE AFTER 17 COMPETITIONS  
 INTERMEDIAIRE APRÈS 17 COMPETITION

AS OF SAT 16 FEB 2002 / À PARTIR DE SAM 16 FEV 2002

Rank	Name	NOC Code	Total	1	2	3	4	5	6	7	8	9	10	11	12	13	14	15	16	17
25	SENDEL Peter	GER	139			42	21/10	63	22/9		8/30	10/26	6/34	33	8/30					
26	ROUSSINOV Serguei	RUS	133	20/11	38	23/8	19/12	13/20	=42	22/9	14/18	16/15	4/40					33	31	
27	DERKACH Vyacheslav	UKR	129	10/26	27/4	20/11	22/9	27/4	63	3/43				13/20	27/4	41	DNS	23/8	36	40
28	SIKORA Tomasz	POL	127	91		30/1	44	5/37	26/5	8/30	25/6	25/6	7/32			48	27/4	46	31	25/6
29	MESOTITSCH Daniel	AUT	126	58	25/6	44	28/3	11/24	35					42	44	1/50	3/43	64		
30	DOLENC Marko	SLO	122	26/5	31	58	40	55	12/22					23/8	42	5/37	11/24	13/20	27/4	29/2
31	VITEK Zdenek	CZE	121	42	30/1	16/15	13/20	64	17/14	29/2				10/26	20/11			57	14/18	17/14
32	DERYZEMLYA Andriy	UKR	119	31	11/24	29/2	23/8	=48	3/43	13/20				27/4	26/5	22/9	DNS	27/4	38	DNS
33	FORSBERG Henrik	SWE	118	12/22	19/12	28/3	42	6/34	2/46	LAP				31	30/1			47	63	
34	ECKHOFF Stian	NOR	116	16/15	33	71					34	27/4		7/32	10/26	20/11	9/28			
35	MARIC Janez	SLO	99	15/16	18/13	36	45	32	16/15	10/26				16/15	33	40	17/14	43	44	38
36	WOLLSCHLAEGER Joern	GER	93	17/14	13/20	25/6	38	20/11	32	24/7	30/1	33	13/20			30/1	18/13			
37	FERRY Bjoern	SWE	92	35	44	11/24	16/15	58	=42	16/15	24/7	40	21/10	71				38	17/14	24/7
38	ROTTMANN Wolfgang	AUT	84	103				73	53		38	35		18/13	DNS	DNS			5/37	6/34
39	PUURUNEN Paavo	FIN	81	22/9	26/5	43	35				27/4	31		17/14	36	16/15	DNS	15/16	16/15	28/3
40	MORGENSTERN Marco	GER	74	4/40	6/34	45	DNS		57					45	55					
41	MALUHINS Olegs	LAT	70	73		DNF		71	8/30	18/13	29/2	23/8	27/4			19/12	DNS	DNF	46	30/1
42	GARABIK Petr	CZE	69	14/18	22/9	67		8/30	45	28/3	35	DNS	29/2	30/1	52			25/6	47	DNS
43	SUGA Kyoji	JPN	63	69				66	72		63					8/30	12/22	20/11	41	35
44	AIDAROV Aleksei	BLR	62	34	21/10	49	DNS	22/9	78		15/16	29/2		35	46	23/8	28/3	17/14	37	48
45	OZBOLT Janez	SLO	57	28/3	28/3	DNF		24/7	21/10					43	25/6	18/13	16/15	82		
46	ISA Hidenori	JPN	55			48	48	70			16/15	37		57	56	13/20	13/20	44	62	
47	PRANTS Janno	EST	51	88		72		61	41		=48	26/5				15/16	8/30	63	45	DNF
48	STITZL Andi	GER	50													21/10	4/40			
49	CANNARD Ferreol	FRA	50	79		46	41	7/32	61	14/18	82			58	43	44	34	77		
50	MATIASKO Marek	SVK	49	93		38	37	42	62		65			22/9	15/16	11/24	DNS	52	39	43
51	BIRNBACHER Andreas	GER	42	11/24	14/18	63										63				
52	TEELA Jeremy	USA	42								46	45		26/5	31			14/18	20/11	23/8
53	BOROVIK Dimitri	EST	36	95		54	DNS	72			57	48				12/22	23/8	56	30/1	26/5
54	KONOVALOV Serguei	RUS	33	59	43	53	51		14/18							28/3	19/12			
55	ROBERT Julien	FRA	32	60	55	41	30/1				31	30/1		29/2	14/18	34	21/10	54	35	39
56	ANTILA Timo	FIN	31	62		=17/14	26/5	56	65		37	DNS				=36	DNS	41	19/12	32
57	HEYMANN Carsten	GER	31					=48			20/11	18/13				47	24/7			



**WORLD CUP TOTAL SCORE MEN / SCORE TOTAL EN COUPE DU MONDE HOMMES**  
**INTERMEDIATE AFTER 17 COMPETITIONS**  
**INTERMEDIAIRE APRÈS 17 COMPETITION**

AS OF SAT 16 FEB 2002 / À PARTIR DE SAM 16 FEV 2002

Rank	Name	NOC Code	Total	1	2	3	4	5	6	7	8	9	10	11	12	13	14	15	16	17
58	HAKKINEN Jay	USA	30								45	43		38	53			26/5	26/5	13/20
59	CATTARINUSSI Rene	ITA	30					45	31		67			52	47	51	DNS	21/10	22/9	20/11
60	UPENIEKS Gundars	LAT	28	56	53	33	25/6	12/22	51		DNS					52	DNS	71	65	
61	BERGMAN Carl Johan	SWE	26	44	34			17/14	44		53	44		39	22/9			40	28/3	36
62	DOSTAL Roman	CZE	26	24/7	23/8	22/9	31	47	29/2		=40	38		69				=35	34	44
63	MARGUET Gilles	FRA	23	99		27/4	46				21/10	22/9		61		60	DNS		66	
64	POIREE Gael	FRA	19	27/4	45	56	52	16/15	73		44	41		64		71				
65	BJOERNDALEN Dag	NOR	18	DNS		51	DNS				70		51	34	14/18	DNS				
66	GRAJF Saso	SLO	17	74		55	50	DNF	49		22/9	24/7		70		49	30/1		59	46
67	LYSENKO Ruslan	UKR	15	23/8	35	32	39				39	34		34	54	35	DNS	24/7	53	DNS
68	BACHKIROV Serguei	RUS	14								=40	20/11		53	28/3					
69	KOZUB Wojciech	POL	13	68				=35	33		43	42				45	33	69	18/13	34
70	MOCHIZUKI Yukio	JPN	13	18/13	50	47	53		74					76					69	
71	MASARIK Ivan	CZE	11	36	20/11	60	DNS	44	68		=48	46		44	37			42		
72	WIKSTEN Tord	SWE	10	39	46	21/10	36	52	56		74			40	58			55	78	
73	POKLUKAR Matjaz	SLO	10	49	47	73		88	50		69			36	39	26/5	26/5			
74	KRUGLOV Nikolay	RUS	9													=36	22/9			
75	HOLUBEC Tomas	CZE	8	67		50	47	23/8	64		78			41	48				32	45
76	ZIMELIS Raivis	LAT	8	78		77		74	30/1		42	DNS				24/7	DNS			
77	BJOERNSTAD Tor Halvor	NOR	7					46	24/7		64			47	45	57	DNS			
78	BILANENKO Oleksander	UKR	7	64		40	27/4							28/3	41	69		68		
79	VALIULLIN Rustam	BLR	6	72		59	49	38	25/6		104			50	DNS	DNS		60		
80	TOBRELUITS Indrek	EST	5	63		26/5	34	50	60		47	DNS				68		53	48	41
81	SIMMEN Matthias	SUI	5	85		65		26/5	70		76			74				78	67	
82	BLAJ Marian	ROM	4	94		74		37	58		56	47		48	32	27/4	31	51	42	55
83	CLEGG Robin	CAN	3	110		99		57	86		89			63		31	DNS	28/3	43	42
84	BERGER Lars	NOR	3	54	58			43	28/3					54	49					
85	STEINSLETT Geir Ole	NOR	3			57	LAP	28/3	46											
86	SYMAM Aleksandr	BLR	2	32	29/2	=69		65	48		58	LAP		68		DNS		=56	49	
87	ACHORNER Hans	AUT	2											73		38	29/2			
88	ZIEMIANIN Wieslaw	POL	1	46	49	82		85	59		62					66		30/1	58	50
89	PANTOV Dmitry	KAZ	1	70		DNF		30/1	66		72			77		62		49	79	



**WORLD CUP TOTAL SCORE MEN / SCORE TOTAL EN COUPE DU MONDE HOMMES**

INTERMEDIATE AFTER 17 COMPETITIONS

INTERMEDIAIRE APRÈS 17 COMPETITION

AS OF SAT 16 FEB 2002 / À PARTIR DE SAM 16 FEV 2002

**World Cup Scoring Table**

Place	1	2	3	4	5	6	7	8	9	10	11	12	13	14	15	16	17	18	19	20	21	22	23	24
Points	50	46	43	40	37	34	32	30	28	26	24	22	20	18	16	15	14	13	12	11	10	9	8	7

**LEGEND**  
**DNS**  
**LAP**

Did not start (DNS)  
Lapped

**DNF**

Did not finish (DNF)

=



**FINAL RESULTS - COMPETITION DATA SUMMARY**  
**RÉSULTATS DÉFINITIFS - RÉSUMÉ DES DONNÉES DE COMPÉTITION**

**WOMEN'S 10 km PURSUIT**  
**10 km POURSUITE DAMES**

SOLDIER HOLLOW SAT 16 FEB 2002 / SAM 16 FEV 2002 START TIME / DEBUT 12:00 END TIME / FINI A 12:40

**Participation**

Number of Entries:	60
Did not start (DNS):	8
Did not finish (DNF):	0
Disqualified (DSQ):	0
Lapped:	4
Ranked Competitors:	48

**Atmospheric Conditions at the Stadium**

	30 min. before Start	At Start Time	30 min. after Start	At End Time
Weather	Clear	Clear	Clear	Clear
Snow Condition	Hard	Hard	Hard	Hard
Snow Temperature	-9.0 °C	-9.0 °C	-9.0 °C	-9.0 °C
Air Temperature	-2.0 °C	-1.0 °C	-1.0 °C	-1.0 °C
Humidity	56 %	52 %	52 %	52 %
Wind Direction/Speed	E 1.0 m/s	E 1.0 m/s	E 1.0 m/s	E 1.0 m/s
Wind Direction at Shooting Range	←	←	←	←


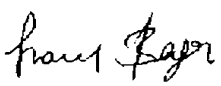
**Jury Information**

IBU Technical Delegate - Chairman	VODICAR Janez	SLO
IBU Assistant Technical Delegate	BERGER Franz	AUT
Competition Chief	COBB Max	USA
Team Captain (1)	MUESSIGGANG Uwe	GER
Team Captain (2)	BONDARUK Roman	UKR

**Course Information**

**red 2 km A + green 2 km B + yellow 2 km A + blue 2 km B + brown 2 km A**

Total Course Length:	10459 m
Height Difference:	42 m
Max. Climb:	36 m
Total Climb:	285 m

IBU Technical Delegate - Chairman  VODICAR Janez (SLO)	IBU Assistant Technical Delegate  BERGER Franz (AUT)
---	---

<b>LEGEND</b>
E East



## FINAL RESULTS / RÉSULTATS DÉFINITIFS

### WOMEN'S 10 km PURSUIT 10 km POURSUITE DAMES

SOLDIER HOLLOW SAT 16 FEB 2002 / SAM 16 FEV 2002 START TIME / DEBUT 12:00 END TIME / FINI A 12:40

Rank	Bib	Name	NOC Code	Start Behind	P	P	S	S	T	Result	WC
1	8	PYLEVA Olga	RUS	1:03	1	0	0	0	1	31:07.7	50
2	1	WILHELM Kati	GER	0:00	3	0	1	0	4	+5.3	46
3	11	NIKOULTCHINA Irina	BUL	1:16	0	0	0	2	2	+8.1	43
4	4	POIREE Liv Grete	NOR	0:43	1	1	0	2	4	+10.6	40
5	6	KOUKLEVA Galina	RUS	0:51	1	1	0	1	3	+24.0	37
6	3	FORSBERG Magdalena	SWE	0:39	0	1	0	2	3	+26.3	34
7	12	APEL Katrin	GER	1:20	1	0	1	1	3	+40.2	32
8	10	GRASIC Andreja	SLO	1:14	0	0	0	1	1	+54.2	30
9	2	DISL Uschi	GER	0:16	2	2	0	3	7	+1:13.5	28
10	15	DAFOVSKA Ekaterina	BUL	1:36	0	1	1	0	2	+1:14.9	26
11	14	NAZAROVA Olga	BLR	1:34	0	1	0	0	1	+1:16.8	24
12	17	FILIPOVA Pavlina	BUL	1:39	0	0	2	0	2	+1:27.4	22
13	25	HENKEL Andrea	GER	2:00	0	0	1	0	1	+1:27.7	20
14	5	BAVEREL-ROBERT Florence	FRA	0:47	1	0	0	2	3	+1:32.1	18
15	19	ISHMOURATOVA Svetlana	RUS	1:46	0	0	2	1	3	+1:42.6	16
16	16	ANDREASSEN Gunn Margit	NOR	1:38	0	0	1	1	2	+1:49.1	15
17	7	BAILLY Sandrine	FRA	0:54	2	0	0	2	4	+1:49.5	14
18	13	JASICOVA Martina	SVK	1:31	0	0	2	0	2	+2:18.7	13
19	18	BOGALI Anna	RUS	1:44	0	0	1	2	3	+2:32.3	12
20	24	PERUNKA Sanna-Leena	FIN	1:59	0	0	0	1	1	+2:36.8	11
21	21	MIHOKOVA Sona	SVK	1:51	1	0	2	0	3	+2:49.7	10
22	39	LOSMANOVA Katerina	CZE	2:33	1	1	0	0	2	+2:57.0	9
23	29	TANAKA Tamami	JPN	2:19	0	2	0	0	2	+3:00.0	8
24	30	SUGA Hiromi	JPN	2:22	0	0	0	1	1	+3:11.1	7
25	34	HAKOVA Eva	CZE	2:28	0	1	0	1	2	+3:12.4	6
26	31	VODOPYANOVA Tetyana	UKR	2:22	0	1	2	1	4	+3:15.3	5
27	9	NIOGRET Corinne	FRA	1:09	1	2	0	0	3	+3:27.6	4
28	44	KUTSEPALOVA Evgenia	BLR	2:45	0	0	1	1	2	+3:32.4	3
29	26	LARISI Lucija	SLO	2:03	1	1	0	2	4	+3:32.5	2
30	33	KHRUSTALEVA Elena	BLR	2:25	0	1	0	1	2	+3:33.8	1
31	22	CESNEKOVA Irena	CZE	1:52	1	1	1	0	3	+3:34.0	
32	27	MALI Andreja	SLO	2:04	0	0	2	1	3	+3:38.6	
33	23	BURLET Delphyne	FRA	1:56	0	0	3	0	3	+3:40.7	
34	32	REZLEROVA Magda	CZE	2:24	1	1	1	1	4	+3:55.2	
35	35	MURINOVA Anna	SVK	2:29	1	1	0	1	3	+4:06.9	
36	28	TAKAHASHI Ryoko	JPN	2:17	0	1	2	0	3	+4:12.9	
37	37	KETTUNEN Outi	FIN	2:30	1	0	2	1	4	+4:40.9	
38	46	PONZA Michela	ITA	2:56	0	1	2	1	4	+4:47.0	
39	38	SKJELBREID Ann Elen	NOR	2:33	1	1	2	2	6	+4:48.9	
40	53	KRISTIANSEN Gro Marit	NOR	3:31	1	1	1	1	4	+5:06.2	
41	45	SHINDO Mami	JPN	2:55	1	0	1	1	3	+5:20.9	
42	36	SANTER Saskia	ITA	2:30	1	2	2	2	7	+5:34.1	
43	43	STERA-KUSTUSZ Anna	POL	2:43	0	1	2	1	4	+5:51.6	
44	20	YU Shumei	CHN	1:49	1	2	3	0	6	+5:54.9	
45	49	SALMELA Kara	USA	3:03	2	0	1	2	5	+6:00.0	



## FINAL RESULTS / RÉSULTATS DÉFINITIFS

### WOMEN'S 10 km PURSUIT 10 km POURSUITE DAMES

SOLDIER HOLLOW SAT 16 FEB 2002 / SAM 16 FEV 2002 START TIME / DEBUT 12:00 END TIME / FINI A 12:40

Rank	Bib	Name	NOC Code	Start Behind	P	P	S	S	T	Result	WC
46	52	HOLANTI Katja	FIN	3:26	2	1	2	1	6	+6:34.0	
47	50	NAHRGANG Andrea	USA	3:07	0	1	1	1	3	+7:00.8	
48	51	CIURINA Valentina	MDA	3:08	2	1	2	0	5	+7:12.0	

#### Did not start (DNS)

40	SANTER Nathalie	ITA	2:33
41	KARAGIOZOVA Iva	BUL	2:37
42	LIU Xianying	CHN	2:38
47	LEMESH Nina	UKR	2:56
48	PETROVA Olena	UKR	3:00
56	KONG Yingchao	CHN	3:49
57	SUN Ribo	CHN	3:51
59	ZUBRILOVA Olena	UKR	3:52

#### Lapped

54	NYMAN Anita	FIN	3:36	2	2	3
55	COJOCEA Dana	ROM	3:36	2	0	3
58	BRICE Anzela	LAT	3:51	0	0	3
60	STEER Rachel	USA	4:00	2	4	

#### LEGEND

**P** Prone      **S** Standing      **T** Total penalties      **WC** World Cup





## WORLD CUP PURSUIT SCORE WOMEN SCORE EN COUPE DU MONDE, POURSUITE DAMES

INTERMEDIATE AFTER 6 COMPETITIONS  
INTERMEDIAIRE APRÈS 6 COMPETITION

AS OF SAT 16 FEB 2002 / À PARTIR DE SAM 16 FEV 2002

World Cup Venues			
1 HOCHFILZEN, Women 10 km Pursuit	9 DEC 2001	6 SALT LAKE CITY, UT, Women's 10 km Pursuit	16 FEB 2002
2 POKLJUKA, Women 10 km Pursuit	16 DEC 2001	7 ÖSTERSUND, Women 10 km Pursuit	10 MAR 2002
3 OBERHOF, Women 10 km Pursuit	11 JAN 2002	8 LAHTI, Women 10 km Pursuit	17 MAR 2002
4 RUHPOLDING, Women 7.5 km Sprint	19 JAN 2002	9 HOLMENKOLLEN, Women 10 km Pursuit	23 MAR 2002
5 ANTHOLZ, Women 10 km Pursuit	27 JAN 2002		

Rank	Name	NOC Code	Total	1	2	3	4	5	6	7	8	9
1	POIREE Liv Grete	NOR	224	20/11	8/30	3/43	1/50	1/50	4/40			
2	FORSBERG Magdalena	SWE	221	1/50	1/50	1/50	5/37		6/34			
3	PYLEVA Olga	RUS	204	9/28	2/46	4/40	4/40		1/50			
4	ZUBRILOVA Olena	UKR	170	2/46	7/32	2/46	2/46	DNS	DNS			
5	DISL Uschi	GER	163	3/43	6/34	7/32	10/26		9/28			
6	WILHELM Kati	GER	143	8/30	18/13	11/24	8/30		2/46			
7	BAVEREL-ROBERT Florence	FRA	136	28/3	5/37	5/37	18/13	9/28	14/18			
8	APEL Katrin	GER	130	10/26	4/40	13/20	19/12		7/32			
9	ANDREASSEN Gunn Margit	NOR	129	23/8	12/22	8/30	23/8	2/46	16/15			
10	HENKEL Andrea	GER	106	7/32	3/43		20/11		13/20			
11	GLAGOW Martina	GER	103	6/34	16/15	10/26	9/28					
12	NIKOUTCHINA Irina	BUL	96	48		21/10	3/43		3/43			
13	DAFOVSKA Ekaterina	BUL	88	14/18	11/24		13/20		10/26			
14	ISHMOURATOVA Svetlana	RUS	88	13/20	19/12	14/18	12/22		15/16			
15	KOUKLEVA Galina	RUS	82	24/7	35	12/22	15/16		5/37			
16	GRASIC Andreja	SLO	81	31	20/11		44	4/40	8/30			
17	BOGALI Anna	RUS	81	11/24	10/26	17/14	26/5		19/12			
18	NIOGRET Corinne	FRA	74	40	9/28		11/24	14/18	27/4			
19	YU Shumei	CHN	67	19/12	45	24/7	7/32	15/16	44			
20	NAZAROVA Olga	BLR	58	41	41	46	27/4	8/30	11/24			
21	MALGUINA Irina	RUS	55	29/2	15/16			5/37				
22	LOSMANOVA Katerina	CZE	54	4/40	34	26/5	31		22/9			
23	BURLET Delphyne	FRA	50	36	14/18		61	7/32	33			
24	ZELLNER Martina	GER	50	15/16	25/6	9/28	45	DNS				
25	AKHATOVA Albina	RUS	48	35	38	6/34	17/14					
26	TCHERNOUSSOVA Svetlana	RUS	48	22/9		19/12	28/3	11/24				
27	BEER Katja	GER	47			18/13	6/34					
28	FILIPOVA Pavlina	BUL	47	26/5	55	29/2	14/18		12/22			
29	TJOERHOM Linda	NOR	44		43	30/1	33	3/43				
30	HOLANTI Katja	FIN	44	5/37	31	25/6	30/1	DNS	46			
31	BECAERT Sylvie	FRA	44		24/7	20/11	36	10/26				
32	KHRUSTALEVA Elena	BLR	42	37	33	43	24/7	6/34	30/1			
33	SANTER Nathalie	ITA	39	18/13	27/4	23/8	35	17/14	DNS			
34	PONZA Michela	ITA	38		13/20	28/3	46	16/15	38			
35	BAILLY Sandrine	FRA	32	38	50		25/6	19/12	17/14			
36	LEMESH Nina	UKR	31	12/22	LAP		22/9	DNS	DNS			
37	ZAITSEVA Olga	RUS	30			16/15	16/15					
38	JASICOVA Martina	SVK	27	39	17/14		34	DNS	18/13			
39	PETROVA Olena	UKR	24	16/15	22/9		57	DNS	DNS			
40	LIU Xianying	CHN	22	34	LAP	39	48	12/22	DNS			
41	VODOPYANOVA Tetyana	UKR	21		47	15/16	51	DNS	26/5			
42	BRANKOVIC Tadeja	SLO	20		44		64	13/20				
43	SPRUNG Anna	AUT	19		32	22/9	42	21/10				
44	STERA-KUSTUSZ Anna	POL	15	25/6				22/9	43			



**WORLD CUP PURSUIT SCORE WOMEN**  
**SCORE EN COUPE DU MONDE, POURSUITE DAMES**

INTERMEDIATE AFTER 6 COMPETITIONS  
 INTERMEDIAIRE APRÈS 6 COMPETITION

AS OF SAT 16 FEB 2002 / À PARTIR DE SAM 16 FEV 2002

Rank	Name	NOC Code	Total	1	2	3	4	5	6	7	8	9
45	SUGA Hiromi	JPN	15		46	LAP	85	23/8	24/7			
46	KHVOSTENKO Oksana	UKR	14	17/14	36		DNS	DNS				
47	MIHOKOVA Sona	SVK	14	27/4	DNS		72	DNS	21/10			
48	WAGENFUEHR Peggy	GER	13					18/13				
49	TOFALVI Eva	ROM	12	LAP	26/5	44	56	24/7				
50	BUCHHOLZ Sabrina	GER	11					20/11				
51	PERUNKA Sanna-Leena	FIN	11	32	39				20/11			
52	SUN Ribo	CHN	10	21/10		49	58	32	DNS			
53	SANTER Saskia	ITA	10	43		34	21/10	DNS	42			
54	PAVKOVCEKOVA Marcela	SVK	10		21/10		52	DNS				
55	TANAKA Tamami	JPN	8	47		31	78		23/8			
56	KETTUNEN Outi	FIN	8		23/8		=38		37			
57	TAKAHASHI Ryoko	JPN	6	LAP		41	=54	25/6	36			
58	HAKOVA Eva	CZE	6			48			25/6			
59	GRZYWA Magdalena	POL	5				79	26/5				
60	GROS Christelle	FRA	4	33		27/4	70	31				
61	GWIZDON Magdalena	POL	4			37	40	27/4				
62	STRELENKO Maria	RUS	3					28/3				
63	CESNEKOVA Irena	CZE	3	46	28/3	40	=54		31			
64	KUTSEPALOVA Evgenia	BLR	3		42	DNS	88	34	28/3			
=65	LARISI Lucija	SLO	2	DNF					29/2			
=65	SAFAROVA Elena	RUS	2					29/2				
67	KUTLIKOVA Tatiana	SVK	2	51			29/2	DNS				
68	STEER Rachel	USA	2		29/2		68		LAP			
69	YAKOVLEVA Oksana	UKR	1		30/1		32					
70	MURINOVA Anna	SVK	1	30/1			59	DNS	35			
71	KONG Yingchao	CHN	1				63	30/1	DNS			

World Cup Scoring Table																														
Place	1	2	3	4	5	6	7	8	9	10	11	12	13	14	15	16	17	18	19	20	21	22	23	24	25	26	27	28	29	30
Points	50	46	43	40	37	34	32	30	28	26	24	22	20	18	16	15	14	13	12	11	10	9	8	7	6	5	4	3	2	1

<b>LEGEND</b>				
<b>DNS</b>	Did not start (DNS)	<b>LAP</b>	Lapped	=
<b>DNF</b>	Did not finish (DNF)			Sign indicates a tie for rank



**WORLD CUP TOTAL SCORE WOMEN  
SCORE TOTAL EN COUPE DU MONDE DAMES**

INTERMEDIATE AFTER 17 COMPETITIONS  
INTERMEDIAIRE APRÈS 17 COMPETITION

AS OF SAT 16 FEB 2002 / À PARTIR DE SAM 16 FEV 2002

**World Cup Venues**

1 HOCHFILZEN, Women 7.5 km Sprint	6 DEC 2001	9 OBERHOF, Women 10 km Pursuit	11 JAN 2002	17
2 HOCHFILZEN, Women 10 km Pursuit	9 DEC 2001	10 OBERHOF, Women 12.5 km Mass Start	13 JAN 2002	18
3 POKLJUKA, Women 15 km Individual	12 DEC 2001	11 RUHPOLDING, Women 7.5 km Sprint	19 JAN 2002	19
4 POKLJUKA, Women 10 km Pursuit	16 DEC 2001	12 RUHPOLDING, Women 10 km Pursuit	20 JAN 2002	20
5 BREZNO-OSRBLIE, Women 15 km Individual	20 DEC 2001	13 ANTHOLZ, Women 15 km Individual	23 JAN 2002	21
6 BREZNO-OSRBLIE, Women 7.5 km Sprint	21 DEC 2001	14 ANTHOLZ, Women 10 km Pursuit	27 JAN 2002	22
7 BREZNO-OSRBLIE, Women 12.5 km Mass Start	22 DEC 2001	15 SALT LAKE CITY, UT, Women's 15 km Individual	11 FEB 2002	23
8 OBERHOF, Women 7.5 km Sprint	10 JAN 2002	16 SALT LAKE CITY, UT, Women's 7.5 km Sprint	13 FEB 2002	24

Rank	Name	NOC Code	Total	1	2	3	4	5	6	7	8	9	10	11	12	13	14	15	16	17
1	FORSBERG Magdalena	SWE	<b>639</b>	1/50	1/50	1/50	1/50	1/50	95	1/50	3/43	1/50	3/43	5/37	2/46			3/43	3/43	6/34
2	PYLEVA Olga	RUS	<b>553</b>	28/3	9/28	4/40	2/46	4/40	4/40	2/46	2/46	4/40	8/30	4/40	6/34			4/40	8/30	1/50
3	POÏREE Liv Grete	NOR	<b>551</b>	23/8	20/11	5/37	8/30				1/50	3/43	2/46	1/50	1/50	1/50	1/50	2/46	4/40	4/40
4	DISL Uschi	GER	<b>477</b>	=3/43	3/43	2/46	6/34	34	10/26	3/43	4/40	7/32	9/28	10/26	13/20			12/22	2/46	9/28
5	ZUBRILOVA Olena	UKR	<b>447</b>	14/18	2/46	7/32	7/32	2/46	8/30	17/14	5/37	2/46	1/50	2/46	3/43	24/7	DNS	34	59	DNS
6	WILHELM Kati	GER	<b>391</b>	12/22	8/30	33	18/13	26/5	2/46	5/37	8/30	11/24	4/40	8/30	14/18			1/50	2/46	
7	APEL Katrin	GER	<b>355</b>	9/28	10/26	14/18	4/40	6/34	3/43	23/8	20/11	13/20	14/18	19/12	8/30			18/13	12/22	7/32
8	HENKEL Andrea	GER	<b>343</b>	2/46	7/32	3/43	3/43	11/24	6/34	6/34				20/11	36			1/50	25/6	13/20
9	ANDREASSEN Gunn Margit	NOR	<b>329</b>	33	23/8	=9/28	12/22	10/26	37	9/28	14/18	8/30	7/32	23/8	25/6	2/46	2/46	30/1	16/15	16/15
10	GLAGOW Martina	GER	<b>328</b>	6/34	6/34	19/12	16/15	5/37	=11/24	25/6	7/32	10/26	6/34	9/28	17/14			7/32		
11	ISHMOURATOVA Svetlana	RUS	<b>314</b>	8/30	13/20	20/11	19/12	16/15	18/13	4/40	11/24	14/18	17/14	12/22	5/37			8/30	19/12	15/16
12	BAVEREL-ROBERT Florence	FRA	<b>298</b>	41	28/3	12/22	5/37				12/22	5/37	20/11	18/13	19/12	6/34	9/28	11/24	5/37	14/18
13	BOGALI Anna	RUS	<b>287</b>	13/20	11/24	6/34	10/26	15/16	9/28	11/24	6/34	17/14	5/37	26/5	54			18/13	19/12	
14	HOLANTI Katja	FIN	<b>255</b>	10/26	5/37	58	31	3/43	1/50	7/32	22/9	25/6	23/8	30/1	28/3	13/20	DNS	13/20	52	46
15	KOUKLEVA Galina	RUS	<b>252</b>	7/32	24/7	17/14	35	7/32	29/2	28/3	16/15	12/22	12/22	15/16	15/16			6/34	5/37	
16	DAFOVSKA Ekaterina	BUL	<b>237</b>	32	14/18	=9/28	11/24	8/30	58	15/16				13/20	12/22			5/37	15/16	10/26
17	NIOGRET Corinne	FRA	<b>213</b>	=54	40	24/7	9/28	17/14	5/37	20/11				11/24	7/32	35	14/18	21/10	9/28	27/4
18	LOSMANOVA Katerina	CZE	<b>205</b>	5/37	4/40	11/24	34	38	7/32	18/13	21/10	26/5	19/12	31	20/11			19/12	39	22/9
19	AKHATOVA Albina	RUS	<b>180</b>	48	35	23/8	38	55	13/20	16/15	9/28	6/34	24/7	17/14	9/28			10/26		
20	TCHERNOUSSOVA Svetlana	RUS	<b>177</b>	17/14	22/9	DNS		43	15/16	19/12	10/26	19/12	13/20	28/3	10/26	16/15	11/24			
21	GRASIC Andreja	SLO	<b>171</b>	20/11	31	28/3	20/11	42	35					44	24/7	3/43	4/40	56	10/26	8/30
22	NAZAROVA Olga	BLR	<b>159</b>	34	41	47	41	29/2	24/7		42	46		27/4	41	4/40	8/30	6/34	14/18	11/24
23	NIKOULTCHINA Irina	BUL	<b>155</b>	56	48	70		79	73		18/13	21/10	18/13	3/43	22/9			43	11/24	3/43



**WORLD CUP TOTAL SCORE WOMEN  
SCORE TOTAL EN COUPE DU MONDE DAMES**

INTERMEDIATE AFTER 17 COMPETITIONS  
INTERMEDIAIRE APRÈS 17 COMPETITION

AS OF SAT 16 FEB 2002 / À PARTIR DE SAM 16 FEV 2002

Rank	Name	NOC Code	Total	1	2	3	4	5	6	7	8	9	10	11	12	13	14	15	16	17
24	JASICOVA Martina	SVK	152	30/1	39	18/13	17/14	56	19/12	22/9			10/26	34	21/10	25/6	DNS	9/28	13/20	18/13
25	BAILLY Sandrine	FRA	140	45	38	57	50	12/22	20/11	8/30				25/6	18/13	44	19/12		7/32	17/14
26	BURLET Delphyne	FRA	139	31	36	15/16	14/18	14/18	27/4	10/26				61	19/12	7/32	26/5	23/8	33	
27	SANTER Nathalie	ITA	139	42	18/13	8/30	27/4	23/8	39	14/18	13/20	23/8	11/24	35	DNS	31	17/14	DNF	40	DNS
28	ZELLNER Martina	GER	134	=3/43	15/16	38	25/6	58	=61	27/4	19/12	9/28	28/3	45	50	12/22	DNS			
29	YU Shumei	CHN	120	27/4	19/12	51	45				57	24/7	16/15	7/32	16/15	23/8	15/16	46	20/11	44
30	MURINOVA Anna	SVK	95	44	30/1	67		9/28	16/15	13/20			26/5	59	37	10/26	DNS	53	35	35
31	MALGUINA Irina	RUS	93	43	29/2	40	15/16	21/10	34	21/10						14/18	5/37			
32	BEER Katja	GER	92								26/5	18/13		6/34	4/40	DSQ				
33	VODOPYANOVA Tetyana	UKR	92			27/4	47	18/13	22/9		15/16	15/16	30/1	51	33	9/28	DNS		31	26/5
34	FILIPOVA Pavlina	BUL	88	24/7	26/5	45	55	25/6	41		30/1	29/2		14/18	29/2			20/11	17/14	12/22
35	BECAERT Sylvie	FRA	87	108		37	24/7	41	45		17/14	20/11	21/10	36	27/4	34	10/26	16/15		
36	TJOERHOM Linda	NOR	86	63		43	43				39	30/1		33	26/5	5/37	3/43	39		
37	MIHOKOVA Sona	SVK	82	25/6	27/4	60	DNS	27/4	32					72		8/30	DNS	14/18	21/10	21/10
38	ZAITSEVA Olga	RUS	77								24/7	16/15	15/16	16/15	11/24			37		
39	KHRUSTALEVA Elena	BLR	74	36	37	46	33	54	40		33	43		24/7	42	7/32	6/34		33	30/1
40	KHVOSTENKO Oksana	UKR	74	19/12	17/14	16/15	36	22/9	44	12/22				DNS		42	DNS	29/2		
41	LEMESH Nina	UKR	71	11/24	12/22	56	LAP	50	=61	24/7				22/9	39	22/9	DNS		47	DNS
42	BRANKOVIC Tadeja	SLO	65	DNS		25/6	44	52	=11/24	29/2				64		18/13	13/20	41	63	
43	SPRUNG Anna	AUT	60	65		48	32	40	21/10		23/8	22/9	22/9	42	34	17/14	21/10			
44	STERA-KUSTUSZ Anna	POL	57	15/16	25/6	71		62	36		62		29/2			11/24	22/9	54	43	43
45	PONZA Michela	ITA	56	66		35	13/20	70	28/3		35	28/3	27/4	46	31	20/11	16/15	36	46	38
46	CESNEKOVA Irena	CZE	49	50	46	13/20	28/3	59	25/6	26/5	28/3	40		=54	46			28/3	22/9	31
47	PETROVA Olena	UKR	41	37	16/15	44	22/9							57	DNS	21/10	DNS	24/7	48	DNS
48	LIU Xianying	CHN	37	51	34	53	LAP				54	39		48	40	30/1	12/22	17/14	42	DNS
49	YAKOVLEVA Oksana	UKR	37			30/1	30/1	=19/12	14/18	30/1				32	45	65		27/4		
50	SUN Ribo	CHN	36	21/10	21/10	64					44	49		58	53	50	32	15/16	57	DNS
51	GROS Christelle	FRA	35	18/13	33	61		=19/12	46		49	27/4	25/6	70		55	31			
52	WAGENFUEHR Peggy	GER	29													15/16	18/13			
53	LARISI Lucija	SLO	28	16/15	DNF	68		46	57							73		25/6	26/5	29/2
54	TOFALVI Eva	ROM	26	59	LAP	32	26/5	57	17/14		38	44		56	47	37	24/7	52	61	



**WORLD CUP TOTAL SCORE WOMEN  
SCORE TOTAL EN COUPE DU MONDE DAMES**

INTERMEDIATE AFTER 17 COMPETITIONS  
INTERMEDIAIRE APRÈS 17 COMPETITION

AS OF SAT 16 FEB 2002 / À PARTIR DE SAM 16 FEV 2002

Rank	Name	NOC Code	Total	1	2	3	4	5	6	7	8	9	10	11	12	13	14	15	16	17
55	PERUNKA Sanna-Leena	FIN	26	47	32	39	39	24/7	30/1		70							40	24/7	20/11
56	TERESHENKO Natalia	UKR	20	67				13/20	66											
57	SKJELBREID Ann Elen	NOR	18	35	45	22/9	51				50	38		41	DNS			22/9	38	39
58	BUCHHOLZ Sabrina	GER	16													26/5	20/11			
59	SUGA Hiromi	JPN	16	73		41	46	48			36	LAP		85		33	23/8	42	30/1	24/7
60	SANTER Saskia	ITA	15	38	43	74		35	33		27/4	34		21/10	30/1	51	DNS	49	36	42
61	KUTLIKOVA Tatiana	SVK	15	26/5	51	69		47	65					29/2	23/8	56	DNS		64	
62	TANAKA Tamami	JPN	12	29/2	47	63		67	60		32	31		78		66		45	29/2	23/8
63	KARAGIOZOVA Iva	BUL	10	68		21/10	53	61	55		34	36		43	38			32	41	DNS
64	PAVKOVCEKOVA Marcela	SVK	10	83		36	21/10	49	53					52	43	39	DNS	33		
65	KETTUNEN Outi	FIN	10			29/2	23/8	32						=38	35			48	37	37
66	TAKAHASHI Ryoko	JPN	10	57	LAP	76		30/1	52		40	41		=54	48	32	25/6	50	28/3	36
67	KRISTIANSEN Gro Marit	NOR	9	22/9	42	81					45	32		37	DNS				53	40
68	MALI Andreja	SLO	9	49	50	=87		75	26/5					60	49	53	LAP		27/4	32
69	EIKELAND Liv Kjersti	NOR	8					36	23/8		46	56		DNS						
70	VEJNAROVA Zdenka	CZE	8											83				23/8		
71	GRZYWA Magdalena	POL	8			62		63	80		64			79		28/3	26/5			
72	GWIZDON Magdalena	POL	8	69		78		80	49		31	37		40	32	27/4	27/4			
73	STEER Rachel	USA	7	97		26/5	29/2				63			68				31	60	LAP
74	SHINDO Mami	JPN	6	78		31	40	45	43		25/6	47		50	52	43	LAP	64	45	41
75	HAKOVA Eva	CZE	6								60	48						35	34	25/6
76	KUTSEPALOVA Evgenia	BLR	3	70		34	42	72	48		55	DNS		88		47	34		44	28/3
77	STRELENKO Maria	RUS	3													46	28/3			
78	TSUKIDATE Ikuyo	JPN	3	76		94		28/3	83		51	52		65		62				
79	MERKUSHINA Iryna	UKR	2	=54	LAP	75					29/2	45		=38	DNF	49	DNS			
80	KADEVA Nina	BUL	2	100		52	54	39	47		61			87		29/2	DNS			
81	SAFAROVA Elena	RUS	2													41	29/2			
82	KONG Yingchao	CHN	1	75										63		40	30/1	44	56	DNS



**WORLD CUP TOTAL SCORE WOMEN  
SCORE TOTAL EN COUPE DU MONDE DAMES**

INTERMEDIATE AFTER 17 COMPETITIONS  
INTERMEDIAIRE APRÈS 17 COMPETITION

AS OF SAT 16 FEB 2002 / À PARTIR DE SAM 16 FEV 2002

**World Cup Scoring Table**

Place Points	1	2	3	4	5	6	7	8	9	10	11	12	13	14	15	16	17	18	19	20	21	22	23	24
	50	46	43	40	37	34	32	30	28	26	24	22	20	18	16	15	14	13	12	11	10	9	8	7

**LEGEND**  
DNS  
DSQ

Did not start (DNS)  
Disqualified (DSQ)

=  
LAP

Sign indicates a tie for rank  
Lapped

DNF



## FINAL RESULTS - COMPETITION DATA SUMMARY RÉSULTATS DÉFINITIFS - RÉSUMÉ DES DONNÉES DE COMPÉTITION

### WOMEN'S 4x7.5 km RELAY RELAIS 4 X 7,5 km DAMES

SOLDIER HOLLOW MON 18 FEB 2002 / LUN 18 FEV 2002 START TIME / DEBUT 11:30 END TIME / FINI A 13:10

<b>Participation</b>	
----------------------	--

Number of Entries:	15
Did not start (DNS):	0
Did not finish (DNF):	0
Disqualified (DSQ):	0
Ranked Competitors:	15

<b>Atmospheric Conditions at the Stadium</b>				
--	--	--	--	--

	30 min. before Start	At Start Time	30 min. after Start	At End Time
Weather	Cloudy	Mostly Cloudy	Partly Cloudy	Mostly Cloudy
Snow Condition	Granular	Hard	Wet	Granular
Snow Temperature	-1.0 °C	0.0 °C	0.0 °C	-1.0 °C
Air Temperature	1.0 °C	2.0 °C	2.0 °C	3.0 °C
Humidity	69 %	64 %	64 %	64 %
Wind Direction/Speed	E 0.0 m/s	E 1.0 m/s	E 1.0 m/s	NE 1.0 m/s
Wind Direction at Shooting Range	←	←	←	↙

<b>Jury Information</b>		
-------------------------	--	--

IBU Technical Delegate - Chairman	VODICAR Janez	SLO
IBU Assistant Technical Delegate	BERGER Franz	AUT
Competition Chief	COBB Max	USA
Team Captain (1)	MUESSIGGANG Uwe	GER
Team Captain (2)	BONDARUK Roman	UKR

<b>Course Information</b>	
---------------------------	--

**4 x red 2.5 km A + green 2.5 km A + yellow 2.75 km A**

Total Course Length:	7821 m
Height Difference:	42 m
Max. Climb:	21 m
Total Climb:	242 m

<b>Jury Decisions</b>
-----------------------

Bib 15-2 (USA) Time Adjustment: + 1 Minute (IBU DR 5.3.g)

IBU Technical Delegate - Chairman    <b>VODICAR Janez (SLO)</b>	IBU Assistant Technical Delegate    <b>BERGER Franz (AUT)</b>
---	---

<b>LEGEND</b>
E East                      NE North East



## FINAL RESULTS / RÉSULTATS DÉFINITIFS

### WOMEN'S 4x7.5 km RELAY RELAIS 4 X 7,5 km DAMES

SOLDIER HOLLOW MON 18 FEB 2002 / LUN 18 FEV 2002 START TIME / DEBUT 11:30 END TIME / FINI A 13:10

Rank	Bib Leg	NOC Bib Color	Name	P	S	T	Leg Time	Leg Rank	Team Time	Team Rank	Behind	WC
<b>1</b>	<b>1</b>	<b>GER</b>	<b>GERMANY</b>						<b>1:27:55.0</b>		<b>0.0</b>	<b>50</b>
	1-1	r	APEL Katrin	0+0	1+3	1+3	22:15.6	6	22:15.6	6	+43.2	
	1-2	g	DISL Uschi	0+0	0+2	0+2	21:19.2	1	43:34.8	1	0.0	
	1-3	y	HENKEL Andrea	0+0	0+0	0+0	22:13.8	2	1:05:48.6	1	0.0	
	1-4	b	WILHELM Kati	0+0	0+2	0+2	22:06.4	3	1:27:55.0	1	0.0	
<b>2</b>	<b>2</b>	<b>NOR</b>	<b>NORWAY</b>						<b>1:28:25.6</b>		<b>+30.6</b>	<b>46</b>
	2-1	r	SKJELBREID Ann Elen	0+0	0+3	0+3	22:01.0	3	22:01.0	3	+28.6	
	2-2	g	TJOERHOM Linda	0+1	0+0	0+1	22:07.7	5	44:08.7	5	+33.9	
	2-3	y	ANDREASSEN Gunn Margit	0+1	0+1	0+2	22:18.5	3	1:06:27.2	2	+38.6	
	2-4	b	POIREE Liv Grete	0+1	0+2	0+3	21:58.4	1	1:28:25.6	2	+30.6	
<b>3</b>	<b>3</b>	<b>RUS</b>	<b>RUSSIAN FEDERATION</b>						<b>1:29:19.7</b>		<b>+1:24.7</b>	<b>43</b>
	3-1	r	PYLEVA Olga	0+1	0+1	0+2	21:32.4	1	21:32.4	1	0.0	
	3-2	g	KOUKLEVA Galina	0+3	2+3	2+6	23:05.8	10	44:38.2	7	+1:03.4	
	3-3	y	ISHMOURATOVA Svetlana	0+1	0+1	0+2	22:00.1	1	1:06:38.3	3	+49.7	
	3-4	b	AKHATOVA Albina	0+1	0+2	0+3	22:41.4	6	1:29:19.7	3	+1:24.7	
<b>4</b>	<b>11</b>	<b>BUL</b>	<b>BULGARIA</b>						<b>1:29:25.8</b>		<b>+1:30.8</b>	<b>40</b>
	11-1	r	FILIPOVA Pavlina	0+1	0+3	0+4	22:11.9	5	22:11.9	5	+39.5	
	11-2	g	NIKOULTCHINA Irina	0+0	0+3	0+3	21:44.1	3	43:56.0	2	+21.2	
	11-3	y	KARAGIOZOVA Iva	0+0	0+3	0+3	23:29.2	10	1:07:25.2	7	+1:36.6	
	11-4	b	DAFOVSKA Ekaterina	0+1	0+2	0+3	22:00.6	2	1:29:25.8	4	+1:30.8	
<b>5</b>	<b>5</b>	<b>SVK</b>	<b>SLOVAKIA</b>						<b>1:30:11.5</b>		<b>+2:16.5</b>	<b>37</b>
	5-1	r	JASICOVA Martina	0+0	0+0	0+0	22:24.9	8	22:24.9	8	+52.5	
	5-2	g	MURINOVA Anna	0+1	0+0	0+1	21:57.7	4	44:22.6	6	+47.8	
	5-3	y	PAVKOVCEKOVA Marcela	0+2	1+3	1+5	23:39.2	12	1:08:01.8	8	+2:13.2	
	5-4	b	MIHOKOVA Sona	0+1	0+1	0+2	22:09.7	4	1:30:11.5	5	+2:16.5	
<b>6</b>	<b>6</b>	<b>SLO</b>	<b>SLOVENIA</b>						<b>1:30:18.0</b>		<b>+2:23.0</b>	<b>34</b>
	6-1	r	LARISI Lucija	0+1	0+2	0+3	22:22.4	7	22:22.4	7	+50.0	
	6-2	g	GRASIC Andreja	0+0	0+3	0+3	21:38.6	2	44:01.0	3	+26.2	
	6-3	y	GRUDICEK Dijana	0+2	0+0	0+2	22:40.8	6	1:06:41.8	4	+53.2	
	6-4	b	BRANKOVIC Tadeja	0+3	0+2	0+5	23:36.2	9	1:30:18.0	6	+2:23.0	
<b>7</b>	<b>12</b>	<b>BLR</b>	<b>BELARUS</b>						<b>1:31:01.6</b>		<b>+3:06.6</b>	<b>32</b>
	12-1	r	NAZAROVA Olga	0+0	0+0	0+0	21:44.5	2	21:44.5	2	+12.1	
	12-2	g	LYSENKO Lyudmila	0+0	0+1	0+1	22:23.7	7	44:08.2	4	+33.4	
	12-3	y	KUTSEPALOVA Evgenia	0+1	0+3	0+4	23:11.6	7	1:07:19.8	5	+1:31.2	
	12-4	b	KHRUSTALEVA Elena	0+0	0+2	0+2	23:41.8	10	1:31:01.6	7	+3:06.6	





## FINAL RESULTS / RÉSULTATS DÉFINITIFS

### WOMEN'S 4x7.5 km RELAY RELAIS 4 X 7,5 km DAMES

SOLDIER HOLLOW MON 18 FEB 2002 / LUN 18 FEV 2002 START TIME / DEBUT 11:30 END TIME / FINI A 13:10

Rank	Bib Leg	NOC Bib Color	Name	P	S	T	Leg Time	Leg Rank	Team Time	Team Rank	Behind	WC
<b>8</b>	<b>14</b>	<b>CZE</b>	<b>CZECH REPUBLIC</b>						<b>1:31:07.6</b>		<b>+3:12.6</b>	<b>30</b>
	14-1	r	LOSMANOVA Katerina	0+0	0+1	0+1	22:28.9	9	22:28.9	9	+56.5	
	14-2	g	REZLEROVA Magda	0+1	0+0	0+1	22:14.3	6	44:43.2	8	+1:08.4	
	14-3	y	CESNEKOVA Irena	0+2	0+0	0+2	22:39.1	5	1:07:22.3	6	+1:33.7	
	14-4	b	HAKOVA Eva	0+1	0+3	0+4	23:45.3	11	1:31:07.6	8	+3:12.6	
<b>9</b>	<b>4</b>	<b>FRA</b>	<b>FRANCE</b>						<b>1:31:09.3</b>		<b>+3:14.3</b>	<b>28</b>
	4-1	r	BURLET Delphyne	0+1	0+1	0+2	22:45.4	11	22:45.4	11	+1:13.0	
	4-2	g	BAVEREL-ROBERT Florence	0+0	0+3	0+3	22:46.1	8	45:31.5	9	+1:56.7	
	4-3	y	BAILLY Sandrine	0+3	0+1	0+4	22:35.6	4	1:08:07.1	9	+2:18.5	
	4-4	b	NIOGRET Corinne	0+0	0+2	0+2	23:02.2	7	1:31:09.3	9	+3:14.3	
<b>10</b>	<b>8</b>	<b>UKR</b>	<b>UKRAINE</b>						<b>1:32:00.6</b>		<b>+4:05.6</b>	<b>26</b>
	8-1	r	ZUBRILOVA Olena	0+0	0+0	0+0	22:04.0	4	22:04.0	4	+31.6	
	8-2	g	PETROVA Olena	1+3	0+0	1+3	24:04.9	13	46:08.9	10	+2:34.1	
	8-3	y	LEMESH Nina	0+0	0+1	0+1	23:19.2	8	1:09:28.1	10	+3:39.5	
	8-4	b	VODOPYANOVA Tetyana	0+1	0+0	0+1	22:32.5	5	1:32:00.6	10	+4:05.6	
<b>11</b>	<b>7</b>	<b>ITA</b>	<b>ITALY</b>						<b>1:34:03.7</b>		<b>+6:08.7</b>	<b>24</b>
	7-1	r	PONZA Michela	0+0	0+0	0+0	22:49.3	12	22:49.3	12	+1:16.9	
	7-2	g	SANTER Nathalie	0+2	2+3	2+5	24:18.8	14	47:08.1	14	+3:33.3	
	7-3	y	HALLER Katja	0+0	0+0	0+0	23:19.8	9	1:10:27.9	12	+4:39.3	
	7-4	b	SANTER Saskia	0+2	0+2	0+4	23:35.8	8	1:34:03.7	11	+6:08.7	
<b>12</b>	<b>10</b>	<b>FIN</b>	<b>FINLAND</b>						<b>1:34:18.7</b>		<b>+6:23.7</b>	<b>22</b>
	10-1	r	HOLANTI Katja	0+1	0+1	0+2	23:21.5	13	23:21.5	13	+1:49.1	
	10-2	g	PERUNKA Sanna-Leena	0+0	0+2	0+2	23:03.6	9	46:25.1	11	+2:50.3	
	10-3	y	NYMAN Anita	0+1	0+3	0+4	23:31.3	11	1:09:56.4	11	+4:07.8	
	10-4	b	KETTUNEN Outi	0+2	0+0	0+2	24:22.3	14	1:34:18.7	12	+6:23.7	
<b>13</b>	<b>9</b>	<b>CHN</b>	<b>PEOPLE'S REPUBLIC OF CHINA</b>						<b>1:34:45.6</b>		<b>+6:50.6</b>	<b>20</b>
	9-1	r	YU Shumei	0+3	0+0	0+3	22:31.9	10	22:31.9	10	+59.5	
	9-2	g	SUN Ribo	0+1	0+2	0+3	24:02.4	12	46:34.3	12	+2:59.5	
	9-3	y	LIU Xianying	0+2	0+0	0+2	23:57.3	13	1:10:31.6	13	+4:43.0	
	9-4	b	KONG Yingchao	0+0	0+1	0+1	24:14.0	13	1:34:45.6	13	+6:50.6	
<b>14</b>	<b>13</b>	<b>JPN</b>	<b>JAPAN</b>						<b>1:35:09.8</b>		<b>+7:14.8</b>	<b>18</b>
	13-1	r	SHINDO Mami	0+0	0+3	0+3	23:25.1	14	23:25.1	14	+1:52.7	
	13-2	g	TANAKA Tamami	0+3	0+0	0+3	23:14.9	11	46:40.0	13	+3:05.2	
	13-3	y	SUGA Hiromi	0+2	1+3	1+5	24:35.2	15	1:11:15.2	14	+5:26.6	
	13-4	b	TAKAHASHI Ryoko	0+3	0+1	0+4	23:54.6	12	1:35:09.8	14	+7:14.8	



## FINAL RESULTS / RÉSULTATS DÉFINITIFS

### WOMEN'S 4x7.5 km RELAY RELAIS 4 X 7,5 km DAMES

SOLDIER HOLLOW MON 18 FEB 2002 / LUN 18 FEV 2002 START TIME / DEBUT 11:30 END TIME / FINI A 13:10

Rank	Bib Leg	NOC Bib Color	Name	P	S	T	Leg Time	Leg Rank	Team Time	Team Rank	Behind	WC
<b>15</b>	<b>15</b>	<b>USA</b>	<b>UNITED STATES OF AMERICA</b>						<b>1:41:16.0</b>	<b>+13:21.0</b>	<b>16</b>	
	15-1	r	NAHRGANG Andrea	0+0	1+3	1+3	25:23.7	15	25:23.7	15	+3:51.3	
	15-2	g	SALMELA Kara	1+3	0+3	1+6	25:45.6	15	51:09.3	15	+7:34.5	
	15-3	y	STEER Rachel	0+2	0+0	0+2	24:21.1	14	1:15:30.4	15	+9:41.8	
	15-4	b	SABASTEANSKI Kristina	0+2	1+3	1+5	25:45.6	15	1:41:16.0	15	+13:21.0	

Jury Decisions												
Time Adjustments												
<b>15</b>	<b>15</b>	<b>USA</b>	<b>UNITED STATES OF AMERICA</b>						<b>+1:00.0</b>			IBU DR 5.3.g

LEGEND												
r	Red											
b	Blue											
T	Total penalties + used spare rounds	g	Green	P	Prone	WC	World Cup	Y	Yellow	S	Standing	

Time adjustment for Bib 15-2 (USA) - Did not use the two spare rounds from the Relay Cup.



**WORLD CUP RELAY SCORE WOMEN / SCORE EN COUPE DU MONDE RELAIS DAMES**

INTERMEDIATE AFTER 5 COMPETITIONS  
INTERMEDIAIRE APRÈS 5 COMPETITION

AS OF MON 18 FEB 2002 / À PARTIR DE LUN 18 FEV 2002

World Cup Venues					
1 HOCHFILZEN, Women 4 x 7.5 km Relay	7 DEC 2001	4 ANTHOLZ, Women 4 x 7.5 km Relay	25 JAN 2002		
2 POKLJUKA, Women 4 x 7.5 km Relay	14 DEC 2001	5 SALT LAKE CITY, UT, Women's 4x7.5 km Relay	18 FEB 2002		
3 RUHPOLDING, Women 4 x 7.5 km Relay	17 JAN 2002	6 LAHTI, Women 4 x 7.5 km Relay	16 MAR 2002		

Rank	Name	NOC Code	Total	1	2	3	4	5	6
1	Germany	GER	<b>230</b>	1/50	1/50	1/50	8/30	1/50	
2	Norway	NOR	<b>221</b>	4/40	2/46	3/43	2/46	2/46	
3	Russian Federation	RUS	<b>209</b>	2/46	4/40	2/46	6/34	3/43	
4	France	FRA	<b>192</b>	5/37	5/37	4/40	1/50	9/28	
5	Slovakia	SVK	<b>170</b>	6/34	7/32	11/24	3/43	5/37	
6	Slovenia	SLO	<b>153</b>	13/20	6/34	9/28	5/37	6/34	
7	Bulgaria	BUL	<b>141</b>	3/43	10/26	7/32		4/40	
8	Italy	ITA	<b>140</b>	7/32	8/30	10/26	9/28	11/24	
9	Ukraine	UKR	<b>136</b>	8/30	3/43	5/37		10/26	
10	People's Republic of China	CHN	<b>128</b>	15/16	12/22	8/30	4/40	13/20	
11	Finland	FIN	<b>128</b>	9/28	13/20	6/34	11/24	12/22	
12	Belarus	BLR	<b>126</b>	11/24	14/18	13/20	7/32	7/32	
13	Czech Republic	CZE	<b>120</b>	10/26	9/28	14/18	14/18	8/30	
14	Japan	JPN	<b>112</b>	12/22	11/24	12/22	10/26	14/18	
15	Poland	POL	<b>56</b>	14/18	15/16		12/22		
16	United States of America	USA	<b>36</b>			DNF	13/20	15/16	

World Cup Scoring Table																														
Place	1	2	3	4	5	6	7	8	9	10	11	12	13	14	15	16	17	18	19	20	21	22	23	24	25	26	27	28	29	30
Points	50	46	43	40	37	34	32	30	28	26	24	22	20	18	16	15	14	13	12	11	10	9	8	7	6	5	4	3	2	1

<b>LEGEND</b> DNF Did not finish (DNF)
---



## FINAL RESULTS - COMPETITION DATA SUMMARY RÉSULTATS DÉFINITIFS - RÉSUMÉ DES DONNÉES DE COMPÉTITION

### MEN'S 4x7.5 km RELAY RELAIS 4 X 7,5 km HOMMES

SOLDIER HOLLOW WED 20 FEB 2002 / MER 20 FEV 2002 START TIME / DEBUT 11:00 END TIME / FINI A 12:36

<b>Participation</b>	
----------------------	--

Number of Entries:	19
Did not start (DNS):	0
Did not finish (DNF):	0
Disqualified (DSQ):	0
Ranked Competitors:	19

<b>Atmospheric Conditions at the Stadium</b>				
--	--	--	--	--

	30 min. before Start	At Start Time	30 min. after Start	At End Time
Weather	Snow	Snow	Snow	Snow
Snow Condition	Wet	Wet	Wet	Wet
Snow Temperature	0.0 °C	0.0 °C	0.0 °C	0.0 °C
Air Temperature	1.0 °C	1.0 °C	2.0 °C	1.0 °C
Humidity	96 %	97 %	96 %	95 %
Wind Direction/Speed	N 0.0 m/s	N 0.0 m/s	NE 0.0 m/s	E 1.0 m/s
Wind Direction at Shooting Range	↓	↓	↙	←

<b>Jury Information</b>		
-------------------------	--	--

IBU Technical Delegate - Chairman	VODICAR Janez	SLO
IBU Assistant Technical Delegate	BERGER Franz	AUT
Competition Chief	COBB Max	USA
Team Captain (1)	TASCHLER Gottlieb	ITA
Team Captain (2)	GOLEV Alexander	RUS

<b>Course Information</b>	
---------------------------	--

**4 x red 2.5 km A + green 2.5 km A + yellow 2.75 km A**

Total Course Length:	7821 m
Height Difference:	42 m
Max. Climb:	21 m
Total Climb:	242 m

IBU Technical Delegate - Chairman  VODICAR Janez (SLO)	IBU Assistant Technical Delegate  BERGER Franz (AUT)
--	--

<b>LEGEND</b>				
<b>N</b>	North	<b>NE</b>	North East	<b>E</b> East



## FINAL RESULTS / RÉSULTATS DÉFINITIFS

### MEN'S 4x7.5 km RELAY RELAIS 4 X 7,5 km HOMMES

SOLDIER HOLLOW WED 20 FEB 2002 / MER 20 FEV 2002 START TIME / DEBUT 11:00 END TIME / FINI A 12:36

Rank	Bib Leg	NOC Bib Color	Name	P	S	T	Leg Time	Leg Rank	Team Time	Team Rank	Behind	WC
<b>1</b>	<b>1</b>	<b>NOR</b>	<b>NORWAY</b>						<b>1:23:42.3</b>		<b>0.0</b>	<b>50</b>
	1-1	r	HANEVOLD Halvard	0+1	0+0	0+1	22:09.1	2	22:09.1	2	+17.7	
	1-2	g	ANDRESEN Frode	0+2	0+1	0+3	20:17.2	1	42:26.3	1	0.0	
	1-3	y	GJELLAND Egil	0+0	0+1	0+1	20:45.7	1	1:03:12.0	1	0.0	
	1-4	b	BJOERNDALLEN Ole Einar	0+2	0+1	0+3	20:30.3	3	1:23:42.3	1	0.0	
<b>2</b>	<b>6</b>	<b>GER</b>	<b>GERMANY</b>						<b>1:24:27.6</b>		<b>+45.3</b>	<b>46</b>
	6-1	r	GROSS Ricco	0+0	0+3	0+3	22:20.2	3	22:20.2	3	+28.8	
	6-2	g	SENDEL Peter	0+1	0+1	0+2	20:47.5	4	43:07.7	4	+41.4	
	6-3	y	FISCHER Sven	1+3	0+1	1+4	21:13.9	3	1:04:21.6	3	+1:09.6	
	6-4	b	LUCK Frank	0+0	0+0	0+0	20:06.0	1	1:24:27.6	2	+45.3	
<b>3</b>	<b>4</b>	<b>FRA</b>	<b>FRANCE</b>						<b>1:24:36.6</b>		<b>+54.3</b>	<b>43</b>
	4-1	r	MARGUET Gilles	0+1	0+0	0+1	22:25.1	5	22:25.1	5	+33.7	
	4-2	g	DEFRASNE Vincent	0+1	0+1	0+2	20:22.1	2	42:47.2	2	+20.9	
	4-3	y	ROBERT Julien	0+1	0+2	0+3	21:36.3	10	1:04:23.5	4	+1:11.5	
	4-4	b	POIREE Raphael	0+0	0+0	0+0	20:13.1	2	1:24:36.6	3	+54.3	
<b>4</b>	<b>5</b>	<b>RUS</b>	<b>RUSSIAN FEDERATION</b>						<b>1:24:54.4</b>		<b>+1:12.1</b>	<b>40</b>
	5-1	r	MAIGOUROV Victor	0+0	0+0	0+0	21:51.4	1	21:51.4	1	0.0	
	5-2	g	ROZHKOV Sergei	0+2	0+1	0+3	20:56.5	5	42:47.9	3	+21.6	
	5-3	y	TCHEPIKOV Serguei	0+0	0+2	0+2	21:24.8	5	1:04:12.7	2	+1:00.7	
	5-4	b	ROSTOVTSEV Pavel	0+1	0+3	0+4	20:41.7	4	1:24:54.4	4	+1:12.1	
<b>5</b>	<b>8</b>	<b>CZE</b>	<b>CZECH REPUBLIC</b>						<b>1:26:36.1</b>		<b>+2:53.8</b>	<b>37</b>
	8-1	r	GARABIK Petr	0+1	0+0	0+1	22:42.3	7	22:42.3	7	+50.9	
	8-2	g	MASARIK Ivan	0+3	0+2	0+5	21:33.4	12	44:15.7	8	+1:49.4	
	8-3	y	DOSTAL Roman	0+1	0+3	0+4	21:17.4	4	1:05:33.1	6	+2:21.1	
	8-4	b	VITEK Zdenek	0+1	0+1	0+2	21:03.0	7	1:26:36.1	5	+2:53.8	
<b>6</b>	<b>2</b>	<b>AUT</b>	<b>AUSTRIA</b>						<b>1:26:58.9</b>		<b>+3:16.6</b>	<b>34</b>
	2-1	r	SUMANN Christoph	0+0	0+1	0+1	22:36.3	6	22:36.3	6	+44.9	
	2-2	g	PERNER Wolfgang	0+0	0+2	0+2	21:21.1	8	43:57.4	6	+1:31.1	
	2-3	y	ROTTMANN Wolfgang	0+1	0+3	0+4	21:35.3	9	1:05:32.7	5	+2:20.7	
	2-4	b	GREDLER Ludwig	0+1	0+1	0+2	21:26.2	9	1:26:58.9	6	+3:16.6	
<b>7</b>	<b>13</b>	<b>UKR</b>	<b>UKRAINE</b>						<b>1:27:02.2</b>		<b>+3:19.9</b>	<b>32</b>
	13-1	r	DERKACH Vyacheslav	0+0	1+3	1+3	22:52.2	8	22:52.2	8	+1:00.8	
	13-2	g	BILANENKO Oleksander	1+3	0+1	1+4	22:06.4	16	44:58.6	13	+2:32.3	
	13-3	y	PRYMA Roman	0+0	0+2	0+2	21:10.3	2	1:06:08.9	7	+2:56.9	
	13-4	b	LYSENKO Ruslan	0+2	0+1	0+3	20:53.3	5	1:27:02.2	7	+3:19.9	



## FINAL RESULTS / RÉSULTATS DÉFINITIFS

### MEN'S 4x7.5 km RELAY RELAIS 4 X 7,5 km HOMMES

SOLDIER HOLLOW WED 20 FEB 2002 / MER 20 FEV 2002 START TIME / DEBUT 11:00 END TIME / FINI A 12:36

Rank	Bib Leg	NOC Bib Color	Name	P	S	T	Leg Time	Leg Rank	Team Time	Team Rank	Behind	WC
<b>8</b>	<b>3</b>	<b>BLR</b>	<b>BELARUS</b>						<b>1:27:12.0</b>		<b>+3:29.7</b>	<b>30</b>
	3-1	r	AIDAROV Aleksei	0+1	0+2	0+3	22:53.9	9	22:53.9	9	+1:02.5	
	3-2	g	SYMAN Aleksandr	0+0	0+2	0+2	21:22.7	9	44:16.6	9	+1:50.3	
	3-3	y	RYZHENKOV Oleg	0+2	1+3	1+5	21:53.1	12	1:06:09.7	9	+2:57.7	
	3-4	b	SASHURIN Vadim	0+0	0+2	0+2	21:02.3	6	1:27:12.0	8	+3:29.7	
<b>9</b>	<b>15</b>	<b>POL</b>	<b>POLAND</b>						<b>1:27:35.4</b>		<b>+3:53.1</b>	<b>28</b>
	15-1	r	ZIEMIANIN Wieslaw	0+0	0+3	0+3	22:58.0	10	22:58.0	10	+1:06.6	
	15-2	g	KOZUB Wojciech	1+3	0+0	1+3	21:49.3	13	44:47.3	11	+2:21.0	
	15-3	y	TOPOR Krzysztof	0+0	0+0	0+0	21:26.3	6	1:06:13.6	10	+3:01.6	
	15-4	b	SIKORA Tomasz	0+0	0+1	0+1	21:21.8	8	1:27:35.4	9	+3:53.1	
<b>10</b>	<b>7</b>	<b>SLO</b>	<b>SLOVENIA</b>						<b>1:28:23.6</b>		<b>+4:41.3</b>	<b>26</b>
	7-1	r	GRAJF Saso	0+0	1+3	1+3	23:31.5	15	23:31.5	15	+1:40.1	
	7-2	g	GLOBOCNIK Tomas	0+1	0+1	0+2	20:45.5	3	44:17.0	10	+1:50.7	
	7-3	y	MARIC Janez	0+1	2+3	2+4	21:52.0	11	1:06:09.0	8	+2:57.0	
	7-4	b	DOLENC Marko	0+2	1+3	1+5	22:14.6	13	1:28:23.6	10	+4:41.3	
<b>11</b>	<b>12</b>	<b>EST</b>	<b>ESTONIA</b>						<b>1:28:38.2</b>		<b>+4:55.9</b>	<b>24</b>
	12-1	r	PRANTS Janno	0+0	0+2	0+2	22:21.4	4	22:21.4	4	+30.0	
	12-2	g	TOBRELUITS Indrek	0+0	0+2	0+2	21:27.8	11	43:49.2	5	+1:22.9	
	12-3	y	BOROVIK Dimitri	0+3	1+3	1+6	22:32.2	15	1:06:21.4	11	+3:09.4	
	12-4	b	LESSING Roland	0+1	0+0	0+1	22:16.8	14	1:28:38.2	11	+4:55.9	
<b>12</b>	<b>9</b>	<b>FIN</b>	<b>FINLAND</b>						<b>1:28:52.7</b>		<b>+5:10.4</b>	<b>22</b>
	9-1	r	RAIKKONEN Ville	0+1	0+1	0+2	23:14.9	13	23:14.9	13	+1:23.5	
	9-2	g	ANTILA Timo	0+3	1+3	1+6	22:23.7	17	45:38.6	16	+3:12.3	
	9-3	y	PUURUNEN Paavo	0+3	0+0	0+3	21:30.3	7	1:07:08.9	14	+3:56.9	
	9-4	b	HIETALAHTI Vesa	0+2	0+2	0+4	21:43.8	10	1:28:52.7	12	+5:10.4	
<b>13</b>	<b>14</b>	<b>JPN</b>	<b>JAPAN</b>						<b>1:29:04.4</b>		<b>+5:22.1</b>	<b>20</b>
	14-1	r	MEGURO Hironao	0+1	1+3	1+4	23:33.3	16	23:33.3	16	+1:41.9	
	14-2	g	ISA Hidenori	0+1	0+2	0+3	21:24.7	10	44:58.0	12	+2:31.7	
	14-3	y	SUGA Kyoji	0+0	1+3	1+3	21:55.8	13	1:06:53.8	13	+3:41.8	
	14-4	b	MOCHIZUKI Yukio	0+2	0+2	0+4	22:10.6	12	1:29:04.4	13	+5:22.1	
<b>14</b>	<b>10</b>	<b>SWE</b>	<b>SWEDEN</b>						<b>1:29:52.8</b>		<b>+6:10.5</b>	<b>18</b>
	10-1	r	BERGMAN Carl Johan	0+1	0+0	0+1	22:58.4	11	22:58.4	11	+1:07.0	
	10-2	g	FORSBERG Henrik	0+1	0+1	0+2	21:03.8	6	44:02.2	7	+1:35.9	
	10-3	y	WIKSTEN Tord	0+1	0+2	0+3	22:46.9	16	1:06:49.1	12	+3:37.1	
	10-4	b	FERRY Bjoern	0+1	1+3	1+4	23:03.7	16	1:29:52.8	14	+6:10.5	



## FINAL RESULTS / RÉSULTATS DÉFINITIFS

### MEN'S 4x7.5 km RELAY RELAIS 4 X 7,5 km HOMMES

SOLDIER HOLLOW WED 20 FEB 2002 / MER 20 FEV 2002 START TIME / DEBUT 11:00 END TIME / FINI A 12:36

Rank	Bib Leg	NOC Bib Color	Name	P	S	T	Leg Time	Leg Rank	Team Time	Team Rank	Behind	WC
<b>15</b>	<b>19</b>	<b>USA</b>	<b>UNITED STATES OF AMERICA</b>			<b>2+18</b>			<b>1:30:27.1</b>		<b>+6:44.8</b>	<b>16</b>
	19-1	r	TEELA Jeremy	0+3	1+3	1+6	23:06.9	12	23:06.9	12	+1:15.5	
	19-2	g	HAKKINEN Jay	0+3	0+1	0+4	21:55.0	15	45:01.9	14	+2:35.6	
	19-3	y	CAMPBELL Dan	0+1	1+3	1+4	23:01.0	17	1:08:02.9	15	+4:50.9	
	19-4	b	REDMAN Lawton	0+1	0+3	0+4	22:24.2	15	1:30:27.1	15	+6:44.8	
<b>16</b>	<b>16</b>	<b>ITA</b>	<b>ITALY</b>			<b>5+12</b>			<b>1:30:56.3</b>		<b>+7:14.0</b>	<b>15</b>
	16-1	r	LONGO Paolo	0+1	3+3	3+4	24:02.2	18	24:02.2	18	+2:10.8	
	16-2	g	CATTARINUSI Rene	0+2	0+0	0+2	21:20.6	7	45:22.8	15	+2:56.5	
	16-3	y	DA CANAL Devis	0+1	2+3	2+4	23:38.4	19	1:09:01.2	17	+5:49.2	
	16-4	b	PALLHUBER Wilfried	0+1	0+1	0+2	21:55.1	11	1:30:56.3	16	+7:14.0	
<b>17</b>	<b>11</b>	<b>LAT</b>	<b>LATVIA</b>			<b>3+12</b>			<b>1:32:00.8</b>		<b>+8:18.5</b>	<b>14</b>
	11-1	r	MALUHINS Olegs	0+2	1+3	1+5	23:54.4	17	23:54.4	17	+2:03.0	
	11-2	g	NAKUMS Jekabs	0+0	0+0	0+0	21:50.3	14	45:44.7	17	+3:18.4	
	11-3	y	UPENIEKS Gundars	0+0	0+2	0+2	22:20.1	14	1:08:04.8	16	+4:52.8	
	11-4	b	BRICIS Ilmars	2+3	0+2	2+5	23:56.0	18	1:32:00.8	17	+8:18.5	
<b>18</b>	<b>18</b>	<b>SUI</b>	<b>SWITZERLAND</b>			<b>5+16</b>			<b>1:32:50.5</b>		<b>+9:08.2</b>	<b>13</b>
	18-1	r	ZWAHLEN Roland	1+3	0+2	1+5	23:30.9	14	23:30.9	14	+1:39.5	
	18-2	g	SIMMEN Matthias	1+3	3+3	4+6	24:13.1	19	47:44.0	18	+5:17.7	
	18-3	y	CHABLOZ Jean Marc	0+0	0+2	0+2	21:32.4	8	1:09:16.4	18	+6:04.4	
	18-4	b	NIEDERBERGER Dani	0+0	0+3	0+3	23:34.1	17	1:32:50.5	18	+9:08.2	
<b>19</b>	<b>17</b>	<b>GBR</b>	<b>GREAT BRITAIN</b>			<b>0+16</b>			<b>1:36:06.0</b>		<b>+12:23.7</b>	<b>12</b>
	17-1	r	SKLENAR Jason	0+3	0+1	0+4	24:38.4	19	24:38.4	19	+2:47.0	
	17-2	g	GEE Mark	0+2	0+3	0+5	23:17.3	18	47:55.7	19	+5:29.4	
	17-3	y	DIXON Michael	0+1	0+1	0+2	23:28.9	18	1:11:24.6	19	+8:12.6	
	17-4	b	PRITCHARD Hugh	0+3	0+2	0+5	24:41.4	19	1:36:06.0	19	+12:23.7	

<b>LEGEND</b>				
r	Red			
b	Blue	g	Green	y
T	Total penalties + used spare rounds	P	Prone	S
		WC	World Cup	
				Yellow Standing



**WORLD CUP RELAY SCORE MEN**  
**SCORE EN COUPE DU MONDE RELAIS HOMMES**

INTERMEDIATE AFTER 5 COMPETITIONS  
 INTERMEDIAIRE APRÈS 5 COMPETITION

AS OF WED 20 FEB 2002 / À PARTIR DE MER 20 FEV 2002

World Cup Venues					
1	HOCHFILZEN, Men 4 x 7.5 km Relay	8 DEC 2001	4	ANTHOLZ, Men 4 x 7.5 km Relay	26 JAN 2002
2	POKLJUKA, Men 4 x 7.5 km Relay	15 DEC 2001	5	SALT LAKE CITY, UT, Men's 4x7.5 km Relay	20 FEB 2002
3	RUHPOLDING, Men 4 x 7.5 km Relay	16 JAN 2002	6	LAHTI, Men 4 x 7.5 km Relay	15 MAR 2002

Rank	Name	NOC Code	Total	1	2	3	4	5	6
1	Norway	NOR	<b>235</b>	2/46	3/43	2/46	1/50	1/50	
2	Austria	AUT	<b>193</b>	7/32	1/50	4/40	5/37	6/34	
3	France	FRA	<b>190</b>	5/37	6/34	8/30	2/46	3/43	
4	Belarus	BLR	<b>183</b>	3/43	2/46	11/24	4/40	8/30	
5	Germany	GER	<b>180</b>	1/50	DNF	1/50	6/34	2/46	
6	Russian Federation	RUS	<b>175</b>	9/28	7/32	3/43	7/32	4/40	
7	Slovenia	SLO	<b>149</b>	16/15	9/28	5/37	3/43	10/26	
8	Czech Republic	CZE	<b>149</b>	4/40	10/26	10/26	13/20	5/37	
9	Finland	FIN	<b>124</b>	8/30	4/40	7/32		12/22	
10	Sweden	SWE	<b>113</b>	11/24	5/37	6/34		14/18	
11	Ukraine	UKR	<b>112</b>	12/22	8/30	9/28		7/32	
12	Estonia	EST	<b>110</b>	6/34	11/24		9/28	11/24	
13	Latvia	LAT	<b>101</b>	13/20	12/22	16/15	8/30	17/14	
14	Poland	POL	<b>100</b>	10/26	13/20		10/26	9/28	
15	Japan	JPN	<b>98</b>	14/18	14/18	13/20	12/22	13/20	
16	Italy	ITA	<b>69</b>	17/14	15/16		11/24	16/15	
17	Great Britain	GBR	<b>53</b>	19/12	18/13	15/16		19/12	
18	Slovakia	SVK	<b>46</b>	18/13	16/15	14/18			
19	Switzerland	SUI	<b>43</b>	15/16	17/14			18/13	
20	United States of America	USA	<b>38</b>			12/22		15/16	

World Cup Scoring Table																														
Place	1	2	3	4	5	6	7	8	9	10	11	12	13	14	15	16	17	18	19	20	21	22	23	24	25	26	27	28	29	30
Points	50	46	43	40	37	34	32	30	28	26	24	22	20	18	16	15	14	13	12	11	10	9	8	7	6	5	4	3	2	1

<b>LEGEND</b> DNF Did not finish (DNF)
---





## MEDALISTS BY EVENT / MÉDAILLÉS PAR ÉPREUVE

AS OF WED 20 FEB 2002 / À PARTIR DE MER 20 FEV 2002

Competition Name	Date	Medal	Name	NOC
Women's 15 km Individual	11 Feb 2002	Gold	HENKEL Andrea	Germany
		Silver	POIREE Liv Grete	Norway
		Bronze	FORSBERG Magdalena	Sweden
Men's 20 km Individual	11 Feb 2002	Gold	BJOERNDALEN Ole Einar	Norway
		Silver	LUCK Frank	Germany
		Bronze	MAIGOUROV Victor	Russian Federation
Men's 10 km Sprint	13 Feb 2002	Gold	BJOERNDALEN Ole Einar	Norway
		Silver	FISCHER Sven	Germany
		Bronze	PERNER Wolfgang	Austria
Women's 7.5 km Sprint	13 Feb 2002	Gold	WILHELM Kati	Germany
		Silver	DISL Uschi	Germany
		Bronze	FORSBERG Magdalena	Sweden
Men's 12.5 km Pursuit	16 Feb 2002	Gold	BJOERNDALEN Ole Einar	Norway
		Silver	POIREE Raphael	France
		Bronze	GROSS Ricco	Germany
Women's 10 km Pursuit	16 Feb 2002	Gold	PYLEVA Olga	Russian Federation
		Silver	WILHELM Kati	Germany
		Bronze	NIKOULTCHINA Irina	Bulgaria
Women's 4x7.5 km Relay	18 Feb 2002	Gold	APEL Katrin	Germany
			DISL Uschi	
			HENKEL Andrea	
		Silver	WILHELM Kati	Norway
			SKJELBREID Ann Elen	
			TJOERHOM Linda	
Bronze	ANDREASSEN Gunn Margit	Russian Federation		
	POIREE Liv Grete			
	PYLEVA Olga			
Men's 4x7.5 km Relay	20 Feb 2002	Gold	HANEVOLD Halvard	Norway
			ANDRESEN Frode	
			GJELLAND Egil	
		Silver	BJOERNDALEN Ole Einar	Germany
			GROSS Ricco	
			SENDEL Peter	
Bronze	FISCHER Sven	France		
	LUCK Frank			
	MARGUET Gilles			
			DEFRASNE Vincent	
			ROBERT Julien	
			POIREE Raphael	



## MEDAL STANDINGS / CLASSEMENT PAR MÉDAILLES

AS OF WED 20 FEB 2002 / À PARTIR DE MER 20 FEV 2002

Rank	NOC	NOC Code	Men				Women				Total				Rank by Total		
			Gold	Silver	Bronze	Total	Gold	Silver	Bronze	Total	Gold	Silver	Bronze	Total			
1	Norway	NOR	4			4			2			2	4	2		6	2
2	Germany	GER		3	1	4	3	2		5	3	5	1	9			1
3	Russian Federation	RUS			1	1	1		1	1	2		2	3			3
4	France	FRA		1	1	2						1	1	2			=4
5	Sweden	SWE						2	2			2	2				=4
=6	Austria	AUT			1	1						1	1				=6
=6	Bulgaria	BUL							1	1			1	1			=6
<b>Total</b>			<b>4</b>	<b>4</b>	<b>4</b>	<b>12</b>	<b>4</b>	<b>4</b>	<b>4</b>	<b>12</b>	<b>8</b>	<b>8</b>	<b>8</b>	<b>24</b>			

NOTE	
Completed Competitions	Competitions still to be held
Women's 15 km Individual Men's 20 km Individual Men's 10 km Sprint Women's 7.5 km Sprint Men's 12.5 km Pursuit Women's 10 km Pursuit Women's 4x7.5 km Relay Men's 4x7.5 km Relay	

BOBSLEIGH BOBSLEIGH



*Jill Bakken and Vonetta Flowers, USA, Two-woman Bobsleigh*

---

MIKE HEWITT / GETTY IMAGES



## Bobsleigh Content

### General

- Medallists by Event
- Medal Standings
- Competition Schedule
- Number of Entries by NOC
- Entry List by NOC
- Official Communication

### Two-Man

- Start List - Official Training - Heats 1 and 2 (2 Man)
- Results - Official Training - Heats 1 and 2 (2 Man)
- Start List - Official Training - Heats 3 and 4 (2 Man)
- Results - Official Training - Heats 3 and 4 (2 Man)
- Start List - Official Training - Heats 5 and 6 (2 Man)
- Results - Official Training - Heats 5 and 6 (2 Man)
- Start List - Competition - Heat 1 (2 Man)
- Results - Competition - After Heat 1 (2 Man)
- Start List - Competition - Heat 2 (2 Man)
- Results - Competition - After Heat 2 (2 Man)
- Start List - Competition - Heat 3 (2 Man)
- Results - Competition - After Heat 3 (2 Man)
- Start List - Competition - Heat 4 (2 Man)
- Official Results (2 Man)
- Performance Analysis - Competition (2 Man)
- Competition Data (2 Man)
- New Track Record

### Women's

- Start List - Official Training - Heats 1 and 2 (Women's)
- Results - Official Training - Heats 1 and 2 (Women's)
- Start List - Official Training - Heats 3 and 4 (Women's)
- Results - Official Training - Heats 3 and 4 (Women's)
- Start List - Official Training - Heats 5 and 6 (Women's)
- Results - Official Training - Heats 5 and 6 (Women's)
- Results - Official Training - Day 2 - Heat 2 (Women's)
- Start List - Competition - Heat 1 (Women's)
- Results - Competition - After Heat 1 (Women's)
- Start List - Competition - Heat 2 (Women's)
- Official Results (Women's)
- Performance Analysis - Competition (Women's)
- Competition Data (Women's)
- New Track Record



## Bobsleigh Content (continued)

### Four-Man

- Start List - Official Training - Heats 1 and 2 (4 Man)
- Results - Official Training - Heats 1 and 2 (4 Man)
- Start List - Official Training - Heats 3 and 4 (4 Man)
- Results - Official Training - Heats 3 and 4 (4 Man)
- Start List - Official Training - Heats 5 and 6 (4 Man)
- Results - Official Training - Heats 5 and 6 (4 Man)
- Start List - Competition - Heat 1 (4 Man)
- Results - Competition - After Heat 1 (4 Man)
- Start List - Competition - Heat 2 (4 Man)
- Results - Competition - After Heat 2 (4 Man)
- Start List - Competition - Heat 3 (4 Man)
- Results - Competition - After Heat 3 (4 Man)
- Start List - Competition - Heat 4 (4 Man)
- Official Results (4 Man)
- Performance Analysis - Competition (4 Man)
- Competition Data (4 Man)
- New Track Record



After 3 of 3 events

Event Name	Date	Medal	Name	NOC
Two-Man	17 FEB 2002	Gold	LANGEN Christoph ZIMMERMANN Markus	Germany
		Silver	REICH Christian ANDERHUB Steve	Switzerland
		Bronze	ANNEN Martin HEFTI Beat	Switzerland
Four-Man	23 FEB 2002	Gold	LANGE Andre KUEHN Enrico KUSKE Kevin EMBACH Carsten	Germany
		Silver	HAYS Todd JONES Randy SCHUFFENHAUER Bill	United States of America
		Bronze	HINES Garrett SHIMER Brian KOHN Mike SHARP Doug STEELE Dan	United States of America
Women's	19 FEB 2002	Gold	BAKKEN Jill FLOWERS Vonetta	United States of America
		Silver	PROKOFF Sandra HOLZNER Ulrike	Germany
		Bronze	ERDMANN Susi-Lisa HERSCHMANN Nicole	Germany

Completed Events	Events still to be held
Two - Man Four - Man Women's	



As of SAT 23 FEB 2002

Rank	NOC	Two - Man				Four - Man				Women's				Total				Rank by Total
		Gold	Silver	Bronze	Total	Gold	Silver	Bronze	Total	Gold	Silver	Bronze	Total	Gold	Silver	Bronze	Total	
1	Germany (GER)	1			1	1			1		1	1	2	2	1	1	4	1
2	United States of America (USA)						1	1	2	1			1	1	1	1	3	2
3	Switzerland (SUI)		1	1	2										1	1	2	3
<b>Total</b>		<b>1</b>	<b>1</b>	<b>1</b>	<b>3</b>	<b>1</b>	<b>1</b>	<b>1</b>	<b>3</b>	<b>1</b>	<b>1</b>	<b>1</b>	<b>3</b>	<b>3</b>	<b>3</b>	<b>3</b>	<b>9</b>	

**LEGEND:**

An equal ("=") sign indicates a tie in ranking.

NOCs are ranked by the number of gold medals won first, then by silver medals won and finally bronze medals won. A ranking by total medals won is shown in the far right column.

**Completed Events**

Two - Man  
Four - Man  
Women's

**Events still to be held**

**COMPETITION SCHEDULE / CALENDRIER DES ÉPREUVES**

WED 30 JAN 2002 / MER 30 JAN 2002 10:32

Date	Start Time	Estimated Finish Time	Event	Location
16 FEB 2002	15:00	16:30	Two-Man Heat 1	UOP Track
	16:30	18:00	Two-Man Heat 2	UOP Track
17 FEB 2002	15:00	16:30	Two-Man Heat 3	UOP Track
	16:30	18:00	Two-Man Heat 4	UOP Track
19 FEB 2002	16:30	17:30	Women's Heat 1	UOP Track
	17:30	18:30	Women's Heat 2	UOP Track
22 FEB 2002	15:30	17:00	Four-Man Heat 1	UOP Track
	17:00	18:30	Four-Man Heat 2	UOP Track
23 FEB 2002	15:30	17:00	Four-Man Heat 3	UOP Track
	17:00	18:30	Four-Man Heat 4	UOP Track





## Number of Entries by NOC / Nombre de participant(e)s par CNO

NOC		Two-Man	Four-Man	Women's
Armenia	ARM	1	0	0
Austria	AUT	1	1	0
Brazil	BRA	0	1	0
Bulgaria	BUL	1	0	0
Canada	CAN	2	1	1
Croatia	CRO	0	1	0
Czech Republic	CZE	2	1	0
France	FRA	1	2	0
Great Britain	GBR	2	2	2
Germany	GER	2	2	2
Greece	GRE	1	0	0
Hungary	HUN	0	1	1
Ireland	IRL	1	0	0
Virgin Islands	ISV	1	1	0
Italy	ITA	2	1	1
Jamaica	JAM	1	0	0
Japan	JPN	2	1	0
Latvia	LAT	2	2	0
Mexico	MEX	1	0	0
Monaco	MON	1	1	0
Netherlands	NED	1	1	2
Norway	NOR	1	1	0
New Zealand	NZL	1	1	0
Poland	POL	0	1	0
Puerto Rico	PUR	1	0	0
Romania	ROM	1	1	1
Russian Federation	RUS	2	2	1
Switzerland	SUI	2	2	1
Slovakia	SVK	1	1	0
Sweden	SWE	0	0	1
Chinese Taipei	TPE	0	1	0
Trinidad and Tobago	TRI	1	0	0
Ukraine	UKR	1	1	0
United States of America	USA	2	2	2
Yugoslavia	YUG	0	1	0
<b>TOTAL</b>	<b>35</b>	<b>38</b>	<b>33</b>	<b>15</b>



## Entry List by NOC/ Liste des participant(e)s par CNO

NOC	Name	Gender	Event/Function	Date of Birth	Height	Weight
Armenia (ARM)	ALEXANDROU Jyorgos	M	Two-Man	06/20/1972	190	110
	JANJIGIAN Dan	M	Two-Man	04/30/1972	190	85
	BEZDJIAN Ara Raffi	M	MEDICAL PERSONNEL	08/07/1970		
Austria (AUT)	ARNOLD Erwin	M		11/05/1968	185	100
	MUELLER Michael	M	Four-Man	08/29/1976	187	102
	SCHUETZENAUER Martin	M	Four-Man	06/28/1962	179	87
	SCHUETZENAUER Martin	M	Two-Man	06/28/1962	179	87
	SEELOS Klaus	M	Four-Man	09/10/1969	178	90
	STAMPFER Wolfgang	M	Four-Man	05/03/1972	190	98
	STAMPFER Wolfgang	M	Two-Man	05/03/1972	190	98
	GRIBITZ Lea	W	PHYSIOTHERAPIST	10/27/1978		
	KERBLER Martin	M	COACH	05/30/1965		
	RAINER Gerhard	M	COACH	01/19/1961		
	STEINER Andreas	M	COACH	03/31/1964		
Brazil (BRA)	BINDILATTI Edson	M	Four-Man	03/13/1979	192	86
	INOCENCIO Matheus F	M	Four-Man	05/17/1981		
	MALESON Eric L W	M	Four-Man	08/11/1967	182	90
	PAES Cristiano Rogerio	M	Four-Man	06/30/1974	181	87
	PALLADINO Rodrigo	M		02/23/1978	176	74
	PAPANDREA Lisa Mary	W	TEAM LEADER	04/25/1954		
Bulgaria (BUL)	DANOV Miroslav	M	Two-Man	09/30/1979	170	85
	MLADENOV Emil Petkov	M		05/06/1966		
	VASILEV Stefan	M	Two-Man	09/08/1968	177	93
	SLAVOVA Denitsa Nenova	W	TECHNICAL PERSONNEL	09/18/1975		
	VIKTOROV Tsvetozar Ivanov	M	COACH	02/11/1963		
Canada (CAN)	CARON Pascal	M	Four-Man	04/01/1972	173	80
	LEBLANC Ken	M	Four-Man	02/13/1968	183	96
	LEBLANC Mark	M		04/05/1977	183	91
	LUEDERS Pierre	M	Four-Man	09/26/1970	184	100
	LUEDERS Pierre	M	Two-Man	09/26/1970	184	100
	MARSHALL Ahmed	M		07/25/1978	188	93
	MORIN Yannik	M	Two-Man	07/04/1975	180	88
	McKENZIE Paula	W	Women	07/04/1970	170	77
	SMITH Christina	W	Women	12/25/1968	168	73
	SOKOLOWSKI John	M	Two-Man	10/02/1975	185	100
	ZARDO Giulio	M	Four-Man	07/14/1980	185	104
	ZARDO Giulio	M	Two-Man	07/14/1980	185	104
	BROWN Matthew Tyler	M	MEDICAL PERSONNEL	05/14/1970		
	COUSINS Kimberley Elizabeth	W	TECHNICAL PERSONNEL	11/05/1969		
FERRIANI Ivo Petero Claude	M	COACH	03/05/1960			



Canada (CAN)	FEUSER Sigi	W	COACH	03/05/1961		
	GRIMME Gerd Michael	M	COACH	10/17/1958		
	HUGILL David John	M	TECHNICAL PERSONNEL	10/31/1962		
	HUGILL Thomas Jeffrey	M	TEAM LEADER	04/22/1957		
	MARINEAU Dennis Edward	M	COACH	12/19/1962		
	MAYBEE Doug	M	PRESS ATTACHE	10/30/1957		
	UCHACZ Gregory Peter	M	MEDICAL PERSONNEL	06/06/1968		
Croatia (CRO)	BORASKA Igor	M		09/26/1970	190	94
	DRPIC Niki	M	Four-Man	03/05/1979	185	87
	KOLUDRA Duliano	M	Four-Man	01/24/1974	173	80
	LOVRIC Boris	M	Four-Man	06/23/1975	185	96
	SOLA Ivan	M	Four-Man	12/12/1961	190	85
	BELAMARIC Boris	M	TECHNICAL PERSONNEL	03/12/1960		
	ZILJAK Vilko	M	TEAM LEADER	12/18/1946		
Czech Republic (CZE)	DANILEVIC Ivo	M	Two-Man	04/10/1970	188	105
	GOMOLA Roman	M	Two-Man	12/08/1973	179	87
	KOBIAN Jan	M	Four-Man	10/28/1970	186	101
	KOBIAN Jan	M	Two-Man	10/28/1970	186	101
	KONDRAT Peter	M	Four-Man	01/07/1969	185	93
	PUSKAR Pavel	M	Four-Man	04/19/1965	181	91
	PUSKAR Pavel	M	Two-Man	04/19/1965	181	91
	STUDNICKA Milan	M	Four-Man	10/19/1977	186	100
France (FRA)	ANDRE Michel	M	Four-Man	09/02/1970	191	103
	ARBEZ Alexandre	M	Four-Man	07/05/1978	188	86
	FOUQUET Christophe	M	Four-Man	05/04/1974	180	98
	GIROUD Thibault	M	Four-Man	03/09/1974	180	95
	HOSTACHE Emanuel	M	Two-Man	07/18/1975	190	124
	MINGEON Bruno	M	Four-Man	09/07/1967	182	85
	MINGEON Bruno	M	Two-Man	09/07/1967	182	85
	PAVIOT Philippe	M	Four-Man	07/18/1972	185	100
	ROBERT Max	M		06/09/1967	166	74
	THOMAS Bruno	M	Four-Man	07/03/1969	181	90
	le CHANONY Eric	M	Four-Man	02/28/1968	190	108
	FAURE Patrick	M	TEAM LEADER	02/16/1961		
	FINARDI Roberto	M	COACH	03/07/1965		
	HUMBNEY Arnaud	M	COACH	01/19/1975		
	LEOPOLD Gerd	M	COACH	07/23/1958		
	LOURME Arnaud	M	PHYSIOTHERAPIST	11/29/1974		
	RIBOT Pierre	M	TECHNICAL PERSONNEL	07/29/1959		
	TELLIER Patrick	M	DOCTOR	05/22/1955		
	VALIGNAT Christophe	M	TECHNICAL PERSONNEL	05/17/1963		
Great Britain (GBR)	ADAM Marcus	M	Two-Man	02/28/1968	178	92
	ATTWOOD Paul	M	Four-Man	12/13/1969	180	97
	BRYCE Colin	M	Two-Man	08/04/1974	188	



Great Britain (GBR)	COY Michelle	W	Women	11/22/1971	170	64
	DAVIES Jackie	W	Women	06/23/1977	163	70
	DONE Cheryl	W	Women	09/25/1970	175	68
	GAUTIER Nicola	W	Women	03/21/1978	168	75
	GOEDLUCK Philip	M	Four-Man	09/10/1967	183	100
	HARRIES Philip	M	Four-Man	04/07/1966	183	88
	JOHNSTON Lee	M	Four-Man	06/16/1972	175	99
	JOHNSTON Lee	M	Two-Man	06/16/1972	175	99
	McCALLA David	M	Four-Man	05/23/1973	188	90
	RIDER Scott	M	Four-Man	09/22/1977	188	108
	SCARISBRICK Neil	M	Four-Man	06/06/1970	185	104
	SCARISBRICK Neil	M	Two-Man	06/06/1970	185	104
	WARD Dean	M	Four-Man	06/30/1963	173	87
	BOSWORTH Gordon	M	PHYSIOTHERAPIST	03/24/1959		
	CRAWFORD Zoe	W	TECHNICAL PERSONNEL	03/01/1975		
	EDWARDS John	M	COACH	04/08/1960		
	GUNN Peter	M	TEAM LEADER	05/04/1960		
	HORNLEIN Horst	M	COACH	05/31/1945		
	MELLALIEU Stephen	M	MEDICAL PERSONNEL	01/27/1974		
	NAPIER Charles	M	TECHNICAL PERSONNEL	09/21/1963		
	PENGILLY Adam	M	COACH	10/14/1977		
	WALLINGTON Anthony	M	TEAM LEADER	10/05/1948		
Germany (GER)	BARUCHA Stefan	M	Four-Man	04/03/1977	184	90
	EMBACH Carsten	M	Four-Man	10/12/1968	189	95
	ERDMANN Susi-Lisa	W	Women	01/29/1968	187	77
	HERSCHMANN Nicole	W	Women	10/27/1975		
	HOLZNER Ulrike	W	Women	09/18/1968	181	69
	KUEHN Enrico	M	Four-Man	03/10/1977	183	100
	KUSKE Kevin	M	Four-Man	01/04/1979	194	102
	LANGE Andre	M	Four-Man	06/28/1973	189	98
	LANGEN Christoph	M	Four-Man	03/27/1962	188	98
	LANGEN Christoph	M	Two-Man	03/27/1962	188	98
	PLATZER Thomas	M		10/16/1969	196	105
	PROKOFF Sandra	W	Women	01/04/1975	181	80
	SAGMEISTER Franz	M	Four-Man	10/21/1974	191	110
	SAGMEISTER Franz	M	Two-Man	10/21/1974	191	110
	SPIES Rene	M	Two-Man	07/05/1973	185	95
	ZIMMERMANN Markus	M	Four-Man	09/04/1964	190	106
	ZIMMERMANN Markus	M	Two-Man	09/04/1964	190	106
	ALT Claus	M	PHYSIOTHERAPIST	10/24/1951		
	BETGHE Raimund	M	COACH	07/07/1947		
	DIETRICH Annegret	W	COACH	08/14/1980		
	DIETRICH Annegret	W	COACH	08/14/1980		
	GROESSWANG Rudi	M	PHYSIOTHERAPIST	03/22/1968		
	GROSSGEBAUER Jens Heinz	M	COACH	02/13/1963		



Germany (GER)	HOPPE Wolfgang Werner	M	COACH	11/14/1957		
	HUBMANN Walter	M	DOCTOR	11/25/1956		
	JAEGEMANN Volker	M	DOCTOR	01/26/1941		
	KRASS Arno-Werner	M	PHYSIOTHERAPIST	05/31/1956		
	KRAUSS Stefan	M	TEAM LEADER	06/25/1967		
	KUMMER Walter	M	TECHNICAL PERSONNEL	10/21/1953		
	MUSIOL Bogdan	M	COACH	07/27/1957		
	NEHMER Meinhard	M	COACH	01/13/1941		
	STEINECKER Bernd	M	TECHNICAL PERSONNEL	07/05/1961		
	TRUEBNER Matthias	M	COACH	06/13/1955		
Greece (GRE)	KAMBANIS John-Andrew	M	Two-Man	12/10/1972	175	81
	LEIVADITIS Ioannis	M	Two-Man	01/29/1974		
	BROWN Patrick John	M	COACH	05/22/1966		
Hungary (HUN)	FRANKL Nicholas	M	Four-Man	07/26/1971	183	83
	GYULAI Marton	M	Four-Man	12/12/1979	187	86
	KURTI Eva	W	Women	07/21/1976	184	88
	PALLAI Peter	M		01/20/1963	176	90
	PINTER Bertalan	M	Four-Man	03/23/1973	185	93
	STREHLI Ildiko	W	Women	07/15/1965	172	65
	ZSOMBOR Zsolt	M	Four-Man	01/04/1972	193	115
	GYULAI Miklos	M	COACH	12/29/1970		
	SHELL Robert	M	TEAM LEADER	08/05/1952		
Ireland (IRL)	DELANY Barry	M		02/27/1974	188	100
	DONOHUE Peter	M	Two-Man	02/05/1964	193	96
	KIERNAN Paul	M	Two-Man	03/25/1974	177	95
	LORI Chris	M	COACH	07/24/1962		
	McDONAGH Pat	M	TEAM LEADER	05/05/1957		
Virgin Islands (ISV)	BROWN Christian	M	Four-Man	07/27/1967	180	86
	SAVITCH Michael	M	Four-Man	11/25/1973	183	89
	SUDZIARSKI Keith	M	Four-Man	07/20/1973	178	84
	WHEELER Quinn	M	Two-Man	08/18/1974	183	100
	ZAR Paul	M	Four-Man	07/02/1967	180	86
	ZOLLER Zachary	M	Two-Man	02/05/1973	178	98
	NEILL William Howard	M	TECHNICAL PERSONNEL	01/22/1965		
	RAMIREZ Francis P	M	TECHNICAL PERSONNEL	06/11/1953		
	SUDZIARSKI Eugene Victor	M	TEAM LEADER	07/19/1942		
	WILL Randy Charles	M	COACH	08/24/1964		
Italy (ITA)	BELLUTTI Antonella	W	Women	11/07/1968	182	76
	CIVIDINO Giona	M	Four-Man	06/05/1977	188	84
	HUBER Guenther	M	Two-Man	10/28/1965	177	90
	MENCHINI Marco	M		11/20/1968	181	89
	PAIS de LIBERA Andrea	M	Four-Man	03/29/1973	188	95
	ROTA Massimiliano	M	Four-Man	06/06/1970	178	95
	TARTAGLIA Antonio	M	Two-Man	01/13/1968	189	101



Italy (ITA)	TOSINI Fabrizio	M	Four-Man	11/30/1969	182	96
	TOSINI Fabrizio	M	Two-Man	11/30/1969	182	96
	WEISSENSTEINER Gerda	W	Women	01/03/1969	165	62
	la GRASSA Cristian	M	Two-Man	08/01/1974	185	96
	GASSER Heinz	M	PHYSIOTHERAPIST	06/06/1949		
	GESUITO Pasquale	M	COACH	08/13/1959		
	HUBER Arnold	M	COACH	09/11/1967		
	LEO Roberto	M	DOCTOR	02/20/1963		
	PADRUN Mario	M	COACH	11/13/1937		
	PAGANI Corrado	M	TECHNICAL PERSONNEL	05/20/1968		
	SCHOESSER Hubert	M	TECHNICAL PERSONNEL	11/11/1966		
	de MARTIN Giovanni Paolo	M	TECHNICAL PERSONNEL	07/12/1945		
Jamaica (JAM)	BROWN Lascelles Oneil	M	Two-Man	10/12/1974	182	95
	McDONALD Clive Anthony	M		01/14/1967	180	96
	WATT Winston Alexander	M	Two-Man	12/08/1967	182	107
	COSMAN Ernie	M	MEDICAL PERSONNEL	02/07/1965		
	KNAPLUND Trond	M	COACH	05/12/1960		
	STOKES Dudley	M	COACH	06/22/1962		
	THOMAS Wayne Alexander	M	TECHNICAL PERSONNEL	10/10/1966		
Japan (JPN)	ABE Nachi	M		01/13/1970	184	112
	DOIGAWA Shinji	M	Four-Man	10/25/1979	182	83
	INOUE Masanori	M	Four-Man	05/01/1972	186	95
	INOUE Masanori	M	Two-Man	05/01/1972	186	95
	MIURA Shinji	M	Four-Man	08/26/1975	181	99
	MIURA Shinji	M	Two-Man	08/26/1975	181	99
	OHISHI Hiroaki	M	Two-Man	03/13/1970	182	107
	SUZUKI Hiroshi	M	Four-Man	12/13/1973	173	85
	SUZUKI Hiroshi	M	Two-Man	12/13/1973	173	85
	IMURA Yusuke	M	COACH	07/12/1964		
	NUMAZAKI Hisayuki	M	COACH	10/07/1967		
	TAKEDA Yuji	M	TEAM LEADER	01/03/1961		
Latvia (LAT)	BUMBULIS Gunars	M	Four-Man	10/10/1974	178	90
	DICMANIS Intars	M	Four-Man	09/22/1979	197	93
	DICMANIS Intars	M	Two-Man	09/22/1979	197	93
	GUTS Gatis	M	Four-Man	04/15/1976	183	88
	GUTS Gatis	M	Two-Man	04/15/1976	183	88
	OZOLS Janis	M	Four-Man	12/04/1972	182	89
	PRUSIS Sandis	M	Four-Man	10/24/1965	186	96
	PRUSIS Sandis	M	Two-Man	10/24/1965	186	96
	ROZENTALS Maris	M	Four-Man	10/29/1974	182	97
	RULLIS Marcis	M	Four-Man	01/31/1979	187	98
	RULLIS Marcis	M	Two-Man	01/31/1979	187	98
	SILARAJIS Janis	M	Four-Man	05/03/1976	191	103



Latvia (LAT)	ZACMANIS Matiss	M		05/19/1974	194	99
	ZAPOROZECS Inesis	M		08/01/1979	182	85
	DOMBROVSKY Raymond	M	TECHNICAL PERSONNEL	05/14/1962		
	EKMANIS Zintis	M	COACH	05/17/1958		
	KOTANS Rihards	M	COACH	03/10/1956		
	KRUZE Zane	W	DOCTOR	03/19/1960		
	SEVICS-MIKELSEVICS Gints	M	TECHNICAL PERSONNEL	01/10/1967		
Mexico (MEX)	LAUDERDALE Roberto	M	Two-Man	05/20/1981		
	TAMES Roberto	M	Two-Man	08/21/1964	175	95
	VALDIVIA Cesar	M		12/14/1972	0	0
	BROADY Eloisa	W	PHYSIOTHERAPIST	04/13/1961	-1	-1
	CHRISTIE Trevor	M	COACH	09/14/1963	-1	-1
	de JORIA John Paul	M	TEAM LEADER	05/12/1951	-1	-1
Monaco (MON)	CALMES Jean-Francois	M		01/06/1971		
	GATTUSO Sebastien	M	Four-Man	06/28/1971		
	GATTUSO Sebastien	M	Two-Man	06/28/1971		
	GRIMALDI Albert	M	Four-Man	03/14/1958	181	85
	OULA Charles	M	Four-Man	01/12/1973		
	SERVELLE Patrice	M	Four-Man	07/20/1974	183	84
	SERVELLE Patrice	M	Two-Man	07/20/1974	183	84
	GUEDE Jean-Luc	M	PHYSIOTHERAPIST	01/05/1960		
	LLOYD Malcolm	M	COACH	02/26/1947		
	MENARDI Diego	M	TECHNICAL PERSONNEL	10/07/1960		
	OYAC Jean-Camille	M	TECHNICAL PERSONNEL	09/06/1955		
Netherlands (NED)	BECK Timothy	M	Four-Man	01/02/1977	177	81
	BROEDERS Ilse	W	Women	07/04/1977	172	68
	GLAS Arend	M	Four-Man	10/29/1968	190	102
	GLAS Arend	M	Two-Man	10/29/1968	190	102
	JURG Eline	W	Women	05/30/1973	177	75
	KIEMEL Nannet	W	Women	06/04/1969	175	69
	PENNINGS Jeanette	W	Women	10/08/1977	176	68
	WELTEN Marcel	M	Four-Man	06/23/1969	190	99
	WELTEN Marcel	M	Two-Man	06/23/1969	190	99
	ter BRAACK Olaf	M		09/03/1972	192	102
	van CALKER Arnold	M		09/16/1976	191	94
	van CALKER Edwin	M	Four-Man	06/14/1979	187	85
	van DONSELAAR Annemarie	W		02/21/1980	178	69
	CZUDAJ Harald	M	COACH	02/14/1963		
Netherlands (NED)	HEESEMANS Vincent	M	PHYSIOTHERAPIST	05/10/1965		
	WESTERHOF Marsha	W	PHYSIOTHERAPIST	09/16/1979		
	de la HUNTY Thomas Stephen	M	COACH	07/04/1956		
	van DONSELAAR Annemarie	W	TECHNICAL PERSONNEL	02/21/1980		
Norway (NOR)	KRISTIANSEN Arnfinn	M	Four-Man	12/10/1971	180	90



Norway (NOR)	KRISTIANSEN Arnfinn	M	Two-Man	12/10/1971	180	90
	MUSIAL Mariusz Konrad	M	Four-Man	01/01/1978	180	87
	ROEYLAND Bjarne	M	Four-Man	01/26/1971	178	98
	ROEYLAND Bjarne	M	Two-Man	01/26/1971	178	98
	STROEMBERG Ole Christian	M	Four-Man	10/11/1972	185	93
	STAINSBY Darren Michael	M	TEAM LEADER	02/03/1967		
New Zealand (NZL)	BRUCE Robert	M		06/20/1972	181	88
	DALLOW Matthew	M		01/27/1972	190	111
	EDMOND Mark	M	Four-Man	01/22/1977	191	99
	EDMOND Mark	M	Two-Man	01/22/1977	191	99
	HARRISON Steve	M	Four-Man	12/19/1972	190	95
	HENDERSON Alan	M	Four-Man	05/28/1965	185	98
	HENDERSON Alan	M	Two-Man	05/28/1965	185	98
	ROSS Angus	M	Four-Man	10/04/1968	185	96
	ALARD Eric	M	COACH	08/16/1967		
	ALLEN Arthur Thomas	M	TECHNICAL PERSONNEL	05/11/1967		
	DOMINIKOVICH Ross Thomas	M	COACH	05/16/1967		
	WILKIE Randall Duane	M	MEDICAL PERSONNEL	11/26/1968		
Poland (POL)	GATKA Tomasz	M	Four-Man	06/27/1974	180	88
	GRYCZKA Grzegorz	M		02/15/1976	185	95
	KUPCZYK Dawid	M	Four-Man	05/10/1977	182	90
	SIENKO Krzysztof	M	Four-Man	06/15/1976	184	90
	ZYLA Tomasz	M	Four-Man	02/12/1967	185	102
	BLONSKI Jan	M	TEAM LEADER	12/19/1949		
	PIEKOSZEWSKI Andrzej Ryszard	M	TECHNICAL PERSONNEL	06/30/1950		
	ZYLA Andrzej	M	COACH	11/24/1946		
Puerto Rico (PUR)	GONZALES Michael	M	Two-Man	03/13/1964		
	REPOLLET Manuel	M	Two-Man	01/06/1981		
	FLETCHER Edwin Keith	M	COACH	12/30/1963		
	YOUNG Donald	M	COACH	11/14/1963		
Romania (ROM)	DEMETRIAD Teodor	M	Four-Man	01/30/1978	191	100
	DUMINICEL Adrian	M	Four-Man	09/30/1980	185	88
	DUMINICEL Adrian	M	Two-Man	09/30/1980	185	88
	ENACHE Florian	M	Four-Man	04/09/1971	178	91
	ENACHE Florian	M	Two-Man	04/09/1971	178	91
	KOVACS Erika	W	Women	05/18/1973	171	60
	PACIOIANU Iulian	M	Four-Man	08/25/1970	189	90
	POPA Gabriel	M		03/04/1977	178	81
	SPIRESCU Maria	W	Women	04/02/1980	178	75
	DUMINICEL Ion	M	COACH	08/15/1954		
	HODOS Laszlo	M	COACH	06/06/1966		
	NEAGU Paul	M	COACH	10/06/1954		
Russian Federation (RUS)	ALADASHVILI Constantin	M		11/27/1977	175	70
	ANDRYNIN Alexei	M	Four-Man	06/18/1976	190	105





Russian Federation (RUS)	BADER Kristina	W	Women	11/10/1981	183	75
	EGOROV Philippe	M	Four-Man	06/08/1978	184	90
	GOLUBEV Sergei	M	Four-Man	01/28/1978	183	85
	MAKARTCHUK Piotr	M	Four-Man	07/10/1972	183	87
	MAKARTCHUK Piotr	M	Two-Man	07/10/1972	183	87
	PETROV Oleg	M		03/17/1967	175	95
	POPOV Evgeni	M	Four-Man	04/25/1976	182	90
	POPOV Evgeni	M	Two-Man	04/25/1976	182	90
	SELIVERSTOV Alexei	M	Four-Man	07/24/1976	180	85
	SOLOVEV Alexey	M		11/03/1981	188	80
	STEPUSCHKIN Dmitri	M	Four-Man	09/03/1975	185	90
	STEPUSCHKIN Dmitri	M	Two-Man	09/03/1975	185	90
	TOKOVAIA Victoria	W	Women	01/01/1976	175	65
	ZOUBKOV Alexandr	M	Four-Man	08/10/1974	190	95
	ZOUBKOV Alexandr	M	Two-Man	08/10/1974	190	95
	FAIZOV Roustem	M	COACH	11/04/1950		
	GOSHADZE Shalva	M	DOCTOR	07/01/1959		
	LEYCHENKO Valery	M	TEAM LEADER	01/23/1960		
	MAKAROV Semen	M	COACH	07/03/1955		
	SUKHORUCHENKO Oleg	M	COACH	07/04/1965		
Switzerland (SUI)	ACKLIN Guido	M	Four-Man	11/21/1969	200	104
	AEBERHARD Urs	M	Four-Man	02/18/1971	180	98
	ANDERHUB Steve	M	Four-Man	07/12/1970	187	104
	ANDERHUB Steve	M	Two-Man	07/12/1970	187	104
	ANNEN Martin	M	Four-Man	02/12/1974	181	98
	ANNEN Martin	M	Two-Man	02/12/1974	181	98
	BURDET Francoise	W	Women	08/12/1967	167	65
	GRAND Cedric	M	Four-Man	01/14/1976	189	95
	HAMMER Stefan	M		02/01/1976	193	97
	HEFTI Beat	M	Four-Man	02/03/1978	183	98
	HEFTI Beat	M	Two-Man	02/03/1978	183	98
	REICH Christian	M	Four-Man	09/23/1967	180	96
	REICH Christian	M	Two-Man	09/23/1967	180	96
	SCHAUFELBERGER Silvio	M	Four-Man	03/21/1977	176	85
	SUTTER Katharina	W	Women	07/27/1968	172	78
	BISCHOFBERGER Karin	W	PHYSIOTHERAPIST	04/08/1981		
	FREIERMUTH Rico	M	COACH	01/01/1958		
	FREY Walter	M	DOCTOR	07/26/1957		
	HAEFLIGER Kurt	M	COACH	05/05/1958		
	HILTEBRAND Hans	M	TEAM LEADER	01/18/1945		
	HILTEBRAND Ursula	W	COACH	06/11/1952		
	KIPURS Janis	M	COACH	01/03/1958		
	LOHFING Thomas	M	PHYSIOTHERAPIST	10/03/1972		
	MATHIS Bruno	M	TECHNICAL PERSONNEL	02/09/1977		
	MOSER Urs	M	TECHNICAL	01/03/1963		



			PERSONNEL			
	PLOZZA Sepp	M	COACH	10/30/1963		
	SCHERRER Dominik	M	COACH	09/07/1966		
	SCHIESS Hans Ulrich	M	TECHNICAL PERSONNEL	12/01/1955		
Slovakia (SVK)	HYRESS Radovan	M		03/14/1976	184	81
	JAGNESAK Milan	M	Four-Man	08/29/1969	179	90
	JAGNESAK Milan	M	Two-Man	08/29/1969	179	90
	KRESTANKO Robert	M	Four-Man	06/26/1972	178	80
	KRESTANKO Robert	M	Two-Man	06/26/1972	178	80
	PRIELOZNY Brano	M	Four-Man	05/09/1968	183	85
	VANDERKA Marian	M	Four-Man	04/18/1972	188	78
	HORECNY Peter	M	COACH	02/16/1968		
	MALA Peter	M	TECHNICAL PERSONNEL	06/23/1958		
	ZISKOVA Zdenka	W	COACH	05/30/1974		
Sweden (SWE)	ENGREN Lina	W	Women	02/13/1977	180	76
	OLSSON Karin	W	Women	08/06/1975	175	0
	BERNHARDTZ Stefan	M	COACH	04/26/1962		
	CARLSSON Staffan	M	COACH	12/04/1962		
	LINDBERG Aake	M	COACH	01/28/1965		
Chinese Taipei (TPE)	CHEN Chien-Li	M	Four-Man	09/29/1980	175	81
	CHEN Chien-Sheng	M	Four-Man	12/20/1976	186	79
	CHEN Chin-San	M	Four-Man	10/21/1962	178	86
	LEE Chia-Chan	M		08/14/1968	170	81
	LIN Ruei-Ming	M	Four-Man	10/02/1981	180	84
Trinidad and Tobago (TRI)	AGUILERA Errol	M	Two-Man	05/24/1978	175	77
	McNEILLY Andrew	M		02/26/1972	193	102
	SUN Gregory	M	Two-Man	08/10/1964	183	86
	ASHTON Earle	M	TEAM LEADER	02/28/1956		
	BELL Travis	M	COACH	07/27/1971		
	KERZIC Patrick	M	COACH	03/17/1935		
	LAYTON Monte	M	PHYSIOTHERAPIST	04/23/1970		
Ukraine (UKR)	IVANYSHYN Oleksandr	M	Four-Man	09/23/1974	182	98
	IVANYSHYN Oleksandr	M	Two-Man	09/23/1974	182	98
	POLINKOV Sergiy	M		03/10/1974	185	86
	POLIVACH Oleg	M	Four-Man	01/16/1975	186	88
	STRELTSOV Olexandr	M	Two-Man	03/07/1975	187	93
	ZAMOSTYANYK Bohdan	M	Four-Man	02/03/1975	185	99
	ZHURAVSKYY Yuriy	M	Four-Man	04/10/1974	190	96
	SHVEDOVSKIY Serhii	M	COACH	08/06/1961		
United States of America (USA)	BAKKEN Jill	W	Women	01/25/1977	168	70
	FLOWERS Vonetta	W	Women	10/29/1973	168	70
	HAYS Todd	M	Four-Man	05/21/1969	190	106
	HAYS Todd	M	Two-Man	05/21/1969	190	106
	HINES Garrett	M	Four-Man	03/07/1969	183	95
	HINES Garrett	M	Two-Man	03/07/1969	183	95



	JOHNSON Gea	W	Women	09/18/1967	170	72
	JONES Randy	M	Four-Man	06/24/1969	178	97
	KOHN Mike	M	Four-Man	05/26/1972	185	90
	RACINE Jean	W	Women	09/20/1978	163	58
	SCHUFFENHAUER Bill	M	Four-Man	06/24/1973	185	97
	SHARP Doug	M	Four-Man	11/27/1969	178	92
	SHIMER Brian	M	Four-Man	04/20/1962	180	92
	SHIMER Brian	M	Two-Man	04/20/1962	180	92
	STEELE Dan	M	Four-Man	03/20/1969	188	98
	STEELE Darrin	M	Two-Man	03/20/1969	188	111
	BRIGLIA Frank	M	TECHNICAL PERSONNEL	11/01/1944		
	CRAIGHEAD Byron Phillip	M	MEDICAL PERSONNEL	01/10/1946		
	GUERRERA Angelo Gino	M	TECHNICAL PERSONNEL	11/23/1957		
	JUEHRING David Douglas	M	TEAM LEADER	12/01/1963		
	KASTEN Leonid	M	ADMINISTRATIVE PERSONNEL	02/01/1954		
	KAUS John M	M	COACH	07/28/1975		
	LATOUP Tuffield Paul	M	COACH	06/24/1968		
	SAND Gregory Ronald	M	COACH	07/27/1971		
	SKRASTINS Janis	M	COACH	07/07/1955		
	TAVARES William Scott	M	COACH	04/16/1963		
Yugoslavia (YUG)	DJURDJIC Dalibor	M	Four-Man	06/07/1975	196	113
	JOSIC Nenad	M		12/02/1977		
	RADJENOVIC Boris	M	Four-Man	08/09/1956	183	98
	RADJENOVIC Vuk	M	Four-Man	06/07/1983	192	96
	VUCINIC Raso	M	Four-Man	09/01/1982		
	ALILOMOV Nikola	M	COACH	04/01/1974		



---

**OFFICIAL COMMUNICATION / COMMUNIQUÉ OFFICIEL**

TWO-MAN HEAT 3  
BOB À DEUX, HOMMES, 3E MANCHE

UTAH OLYMPIC PARK SUN 17 FEB 2002 / DIM 17 FEV 2002 ISSUE TIME / TEMPS D'ISSUE 14:22

**Schedule**

Communication Number: 2

Bobsleigh 2-Man Heat 3 has been delayed 5 minutes and will start at 3:05 due to technical preparations.

**Issued by:** RUBIO Guiermo, Chief of Timing and Scoring

**For more details contact:** Andrea Miller at UOP Race office



---

**OFFICIAL COMMUNICATION / COMMUNIQUÉ OFFICIEL**

FOUR-MAN HEAT 2  
BOB À QUATRE, HOMMES, 2E MANCHE

UTAH OLYMPIC PARK FRI 22 FEB 2002 / VEN 22 FEV 2002 ISSUE TIME / TEMPS D'ISSUE 18:20

**Jury Decision**

Communication Number: 3

Due to spectator interference on the track, GBR-2 was granted a rerun in Heat 2

**Issued by:** GEORG WERTH, Jury President

**For more details contact:** Andrea Miller in Race Office



---

**OFFICIAL COMMUNICATION / COMMUNIQUÉ OFFICIEL**

FOUR-MAN HEAT 3  
BOB À QUATRE, HOMMES, 3E MANCHE

UTAH OLYMPIC PARK SAT 23 FEB 2002 / SAM 23 FEV 2002 ISSUE TIME / TEMPS D'ISSUE 14:42

**Jury Decision**

Communication Number: 4

GER-1 will not start Heat 3 due to injury of Cristoph Langen (Pilot)

**Issued by:** WERTH Georg

**For more details contact:** Andrea Miller in Race Office



---

**OFFICIAL COMMUNICATION / COMMUNIQUÉ OFFICIEL**

FOUR-MAN HEAT 4  
BOB À QUATRE, HOMMES, 4E MANCHE

UTAH OLYMPIC PARK SAT 23 FEB 2002 / SAM 23 FEV 2002 ISSUE TIME / TEMPS D'ISSUE 15:55

**Jury Decision**

Communication Number: 5

NOR-1 disqualified. Team did not arrive at start line on time.

**Issued by:** WERTH Georg, FIBT President

**For more details contact:** Andrea Miller in Race Office



# Two-Man





TWO-MAN OFFICIAL TRAINING HEATS 1 & 2  
BOB À DEUX, HOMMES, ENTRAÎNEMENT OFFICIEL MANCHES 1 & 2

UTAH OLYMPIC PARK WED 13 FEB 2002 / MER 13 FEV 2002 START TIME / DEBUT 20:00

Start Order	Bib No.	Team	Pilot Name		Push Time	Int. 1	Int. 2	Int. 3	Int. 4	Finish Time	Total Time
1	15	IRL-1	DONOHUE Peter	HEAT 1							
				HEAT 2							
2	32	ROM-1	ENACHE Florian								
3	10	GBR-1	JOHNSTON Lee								
4	11	GBR-2	SCARISBRICK Neil								
5	38	TRI-1	SUN Gregory								
6	1	ARM-1	JANJIGIAN Dan								
7	21	JPN-1	SUZUKI Hiroshi								
8	20	JPN-2	OISHI Hiroaki								
9	26	NED-1	GLAS Arend								
10	3	BUL-1	VASILEV Stefan								
11	17	ITA-1	HUBER Guenter								
12	18	ITA-2	TOSINI Fabrizio								
13	28	NZL-1	HENDERSON Alan								
14	31	PUR-1	GONZALES Michael								
15	39	UKR-1	IVANYSHYN Oleksandr								
16	7	CZE-1	PUSKAR Pavel								
17	6	CZE-2	DANILEVIC Ivo								
18	35	SUI-1	REICH Christian								
19	36	SUI-2	ANNEN Martin								
20	33	RUS-1	POPOV Evgeni								



TWO-MAN OFFICIAL TRAINING HEATS 1 & 2  
 BOB À DEUX, HOMMES, ENTRAÎNEMENT OFFICIEL MANCHES 1 & 2

UTAH OLYMPIC PARK WED 13 FEB 2002 / MER 13 FEV 2002 START TIME / DEBUT 20:00

Start Order	Bib No.	Team	Pilot Name		Push Time	Int. 1	Int. 2	Int. 3	Int. 4	Finish Time	Total Time
21	34	RUS-2	ZOUBKOV Alexandr	HEAT 1							
				HEAT 2							
22	2	AUT-1	STAMPFER Wolfgang								
23	24	MEX-1	TAMES Roberto								
24	27	NOR-1	KRISTIANSEN Arnfinn								
25	19	JAM-1	WATT Winston Alexander								
26	40	USA-1	HAYS Todd								
27	41	USA-2	SHIMER Brian								
28	14	GRE-1	KAMBANIS John-Andrew								
29	37	SVK-1	JAGNESAK Milan								
30	4	CAN-1	LUEDERS Pierre								
31	5	CAN-2	MORIN Yannick								
32	25	MON-1	SERVELLE Patrice								
33	8	FRA-1	MINGEON Bruno								
34	23	LAT-1	PRUSIS Sandis								
35	22	LAT-2	GUTS Gatis								
36	16	ISV-1	ZOLLER Zachary								
37	12	GER-1	LANGEN Christoph								
38	13	GER-2	SPIES Rene								



TWO-MAN OFFICIAL TRAINING HEATS 1 & 2  
 BOB À DEUX, HOMMES, ENTRAÎNEMENT OFFICIEL MANCHES 1 & 2

UTAH OLYMPIC PARK WED 13 FEB 2002 / MER 13 FEV 2002 START TIME / DEBUT 20:00

Start Order	Bib No.	Team	Pilot Name	Push Time	Int. 1	Int. 2	Int. 3	Int. 4	Finish Time	Total Time
-------------	---------	------	------------	-----------	--------	--------	--------	--------	-------------	------------

HEAT 1

HEAT 2

**LEGEND**

Int. - Intermediate time



TWO-MAN OFFICIAL TRAINING HEATS 1 & 2  
BOB À DEUX, HOMMES, ENTRAÎNEMENT OFFICIEL MANCHES 1 & 2

UTAH OLYMPIC PARK WED 13 FEB 2002 / MER 13 FEV 2002 START TIME / DEBUT 22:35

Start Order	Bib No.	Team	Pilot Name	Push Time	Rk	Int. 1	Rk	Int. 2	Rk	Int. 3	Rk	Int. 4	Rk	Finish Time	Rk	Time Behind	Speed (km/h)	Speed (mph)
1	15	IRL-1	DONOHOE Peter	5.30	30	20.47	=30	29.37	28	38.46	27	43.65	23	48.62	22	+1.04	133.6	83.0
				5.25	29	20.33	26	29.27	21	38.42	18	43.70	=15	48.79	15	+0.78	131.0	81.4
2	32	ROM-1	ENACHE Florian	5.18	=25	20.28	26	29.20	26	38.32	25	43.78	25	50.14	31	+2.56	117.1	72.8
				5.26	30	20.45	29	29.55	29	38.92	=29	44.33	28	49.56	27	+1.55	128.1	79.6
3	10	GBR-1	JOHNSTON Lee	5.04	=6	19.96	5	28.80	5	37.81	5	42.95	=4	47.81	4	+0.23	135.1	83.9
				5.08	=11	20.06	=9	28.97	8	38.10	=6	43.33	5	48.32	5	+0.31	132.1	82.1
4	11	GBR-2	SCARISBRICK Neil	5.12	=17	20.09	17	28.97	=15	38.06	=15	43.28	15	48.35	16	+0.77	133.1	82.7
				5.15	25	20.19	20	29.13	=15	38.31	14	43.61	12	48.76	12	+0.75	130.8	81.2
5	38	TRI-1	SUN Gregory	5.66	36	21.18	36	30.40	36	39.97	36	45.53	37	50.91	34	+3.33	125.7	78.1
				5.47	34	20.77	=33	29.96	32	39.69	35	45.39	36	50.96	37	+2.95	122.6	76.2
6	1	ARM-1	JANJIGIAN Dan	5.53	=33	20.90	35	30.11	35	39.65	35	45.14	34	50.44	32	+2.86	127.5	79.2
				5.42	33	20.75	32	30.00	34	39.64	34	45.18	34	50.62	34	+2.61	125.6	78.1
7	21	JPN-1	SUZUKI Hiroshi	5.10	=15	20.05	=13	28.97	=15	38.17	=18	43.49	20	48.59	21	+1.01	130.8	81.2
				5.06	7	20.05	=7	29.06	12	38.35	15	43.69	14	48.84	16	+0.83	129.8	80.6
8	20	JPN-2	OISHI Hiroaki	5.21	27	20.27	25	29.16	25	38.30	23	43.53	21	48.56	19	+0.98	133.1	82.7
				5.13	22	20.31	=23	29.35	23	38.65	24	43.98	24	49.09	23	+1.08	130.6	81.1
9	26	NED-1	GLAS Arend	5.14	22	20.12	18	29.02	19	38.17	=18	43.39	17	48.34	15	+0.76	134.0	83.2
				5.11	=17	20.18	=17	29.25	20	38.55	22	43.89	22	49.02	21	+1.01	130.4	81.0
10	3	BUL-1	VASILEV Stefan	9.28	38	25.39	38	34.55	38	44.01	38	49.53	38	54.88	38	+7.30	125.3	77.8
				7.95	38	24.08	38	33.36	38	42.90	38	48.43	38	53.88	38	+5.87	124.4	77.3
11	17	ITA-1	HUBER Guenter	5.12	=17	20.08	=15	28.88	10	37.85	6	42.95	=4	47.80	3	+0.22	136.7	84.9
				5.11	=17	20.09	11	29.00	=9	38.12	9	43.34	6	48.31	4	+0.30	133.6	83.0
12	18	ITA-2	TOSINI Fabrizio	5.09	=11	20.01	10	28.78	4	37.74	3	42.84	2	47.66	2	+0.08	136.8	85.0
				5.07	=8	20.06	=9	28.96	7	38.11	8	43.38	8	48.40	8	+0.39	132.4	82.3
13	28	NZL-1	HENDERSON Alan	5.17	=23	20.21	24	29.10	22	38.20	=21	43.71	24	50.00	30	+2.42	116.8	72.6
				5.08	=11	20.13	=13	29.09	13	38.27	11	43.92	23	50.46	32	+2.45	113.2	70.3
14	31	PUR-1	GONZALES Michael	5.77	37	21.32	37	30.48	37	39.99	37	45.48	=35	50.78	33	+3.20	127.5	79.2
				5.31	32	20.77	=33	29.98	33	39.54	33	45.10	33	50.51	33	+2.50	124.8	77.5
15	39	UKR-1	IVANYSHYN Oleksandr	5.32	31	20.44	29	29.41	29	38.66	29	44.06	29	49.26	26	+1.68	129.1	80.2
				5.27	31	20.55	31	29.61	30	38.92	=29	44.39	30	49.68	29	+1.67	126.6	78.7
16	7	CZE-1	PUSKAR Pavel	5.03	5	19.98	=8	28.87	9	38.05	14	43.30	16	48.32	14	+0.74	132.2	82.1
				5.07	=8	20.13	=13	29.15	17	38.43	19	43.77	18	48.92	19	+0.91	129.3	80.3
17	6	CZE-2	DANILEVIC Ivo	5.09	=11	20.13	19	29.06	21	38.20	=21	43.41	18	48.36	17	+0.78	134.2	83.4
				5.14	=23	20.28	21	29.29	22	38.51	=20	43.81	19	48.95	20	+0.94	131.1	81.5
18	35	SUI-1	REICH Christian	4.96	2	19.79	2	28.60	2	37.56	2	42.70	1	47.58	1	0.00	134.8	83.7
				4.98	3	19.85	1	28.73	1	37.83	1	43.06	2	48.07	2	+0.06	131.8	81.9
19	36	SUI-2	ANNEN Martin	4.94	1	19.73	1	28.53	1	37.49	1	42.90	3	48.97	24	+1.39	119.2	74.0
				4.97	=1	19.99	=5	28.95	6	38.08	=4	43.32	4	48.34	6	+0.33	132.1	82.1
20	33	RUS-1	POPOV Evgeni	4.99	4	19.94	4	28.84	7	37.96	=8	43.21	11	48.24	12	+0.66	132.3	82.2
				4.99	4	19.97	=3	28.91	=3	38.10	=6	43.40	9	48.51	9	+0.50	131.1	81.5
21	34	RUS-2	ZOUBKOV Alexandr	4.97	3	19.87	3	28.72	3	37.79	4	42.99	6	47.97	5	+0.39	133.8	83.1
				4.97	=1	19.97	=3	29.00	=9	38.28	12	43.63	13	48.78	14	+0.77	130.3	80.9



TWO-MAN OFFICIAL TRAINING HEATS 1 & 2  
 BOB À DEUX, HOMMES, ENTRAÎNEMENT OFFICIEL MANCHES 1 & 2

UTAH OLYMPIC PARK WED 13 FEB 2002 / MER 13 FEV 2002 START TIME / DEBUT 22:35

Start Order	Bib No.	Team	Pilot Name	Push Time	Rk	Int. 1	Rk	Int. 2	Rk	Int. 3	Rk	Int. 4	Rk	Finish Time	Rk	Time Behind	Speed (km/h)	Speed (mph)
22	2	AUT-1	STAMPFER Wolfgang	5.05	=8	19.98	=8	28.86	8	37.96	=8	43.19	10	48.17	9	+0.59	133.4	82.9
				5.07	=8	20.05	=7	28.93	5	37.99	3	43.19	3	48.17	3	+0.16	133.6	83.0
23	24	MEX-1	TAMES Roberto	5.53	=33	20.89	34	29.95	33	39.28	32	44.65	32	49.86	29	+2.28	129.2	80.2
				5.51	35	20.96	35	30.19	36	39.77	36	45.31	35	50.70	35	+2.69	124.8	77.5
24	27	NOR-1	KRISTIANSEN Arnfinn	5.09	=11	20.14	=20	29.13	=23	38.45	26	43.81	27	48.93	23	+1.35	129.8	80.6
				5.14	=23	20.32	25	29.45	27	38.80	26	44.18	26	49.35	25	+1.34	128.9	80.1
25	19	JAM-1	WATT Winston Alexan	5.28	29	20.47	=30	29.47	=30	38.78	30	44.14	30	49.34	27	+1.76	128.7	80.0
				5.09	=13	20.29	22	29.43	26	38.83	27	44.24	27	49.49	26	+1.48	128.0	79.5
26	40	USA-1	HAYS Todd	5.04	=6	19.97	=6	28.82	6	37.87	7	43.05	7	47.98	6	+0.40	134.5	83.5
				5.02	6	19.99	=5	28.91	=3	38.08	=4	43.36	7	48.39	7	+0.38	131.8	81.9
27	41	USA-2	SHIMER Brian	5.10	=15	20.05	=13	28.90	13	37.98	10	43.17	9	48.11	8	+0.53	133.8	83.1
				5.11	=17	20.14	15	29.10	14	38.29	13	43.53	11	48.52	10	+0.51	132.6	82.4
28	14	GRE-1	KAMBANIS John-Andri	5.25	28	20.37	27	29.35	27	38.64	28	44.00	28	49.13	25	+1.55	130.0	80.8
				5.24	28	20.43	28	29.51	28	38.91	28	44.34	29	49.60	28	+1.59	127.6	79.3
29	37	SVK-1	JAGNESAK Milan	5.54	35	20.85	33	29.92	32	39.29	33	44.98	33	51.65	36	+4.07	112.5	69.9
				5.65	37	21.00	36	30.08	35	39.44	32	44.83	32	50.06	31	+2.05	128.3	79.7
30	4	CAN-1	LUEDERS Pierre	5.12	=17	20.08	=15	28.99	18	38.06	=15	43.24	13	48.18	10	+0.60	133.7	83.0
				5.12	=20	20.31	=23	29.38	25	38.77	25	44.12	25	49.27	24	+1.26	129.4	80.4
31	5	CAN-2	MORIN Yannick	5.18	=25	20.38	28	29.47	=30	38.84	31	44.26	31	49.45	28	+1.87	128.1	79.6
				5.21	27	20.53	30	29.74	31	39.21	31	44.69	31	49.99	30	+1.98	126.6	78.7
32	25	MON-1	SERVELLE Patrice	5.05	=8	19.97	=6	28.89	=11	38.08	17	43.80	26	51.19	35	+3.61	109.1	67.8
				5.09	=13	20.18	=17	29.21	19	38.51	=20	43.87	21	49.07	22	+1.06	129.2	80.2
33	8	FRA-1	MINGEON Bruno	5.13	=20	20.14	=20	29.05	20	38.18	20	43.43	19	48.46	18	+0.88	132.4	82.3
				5.20	26	20.39	27	29.37	24	38.56	23	43.83	20	48.88	18	+0.87	131.8	81.9
34	23	LAT-1	PRUSIS Sandis	5.08	10	20.02	11	28.89	=11	37.99	=11	43.22	12	48.23	11	+0.65	132.6	82.4
				5.10	=15	20.18	=17	29.18	18	38.41	17	43.71	17	48.77	13	+0.76	131.4	81.6
35	22	LAT-2	GUTS Gatis	5.13	=20	20.16	=22	29.13	=23	38.31	24	43.56	22	48.57	20	+0.99	132.9	82.6
				5.12	=20	20.15	16	29.13	=15	38.39	16	43.70	=15	48.85	17	+0.84	130.8	81.2
36	16	ISV-1	ZOLLER Zachary	5.44	32	20.81	32	30.01	34	39.56	34	45.48	=35	52.63	37	+5.05	106.9	66.4
				5.52	36	21.01	37	30.30	37	39.89	37	45.45	37	50.89	36	+2.88	125.1	77.7
37	12	GER-1	LANGEN Christoph	5.17	=23	20.16	=22	28.98	17	37.99	=11	43.15	8	48.07	7	+0.49	134.4	83.5
				5.01	5	19.93	2	28.79	2	37.86	2	43.05	1	48.01	1	0.00	133.7	83.0
38	13	GER-2	SPIES Rene	5.09	=11	20.03	12	28.92	14	38.03	13	43.27	14	48.28	13	+0.70	131.9	81.9
				5.10	=15	20.12	12	29.04	11	38.22	10	43.49	10	48.55	11	+0.54	131.3	81.6

LEGEND

**Rk** Rank **km/h** kilometers per hour  
**Int.** Intermediate time **mph** miles per hour



TWO-MAN OFFICIAL TRAINING HEATS 3 & 4  
BOB À DEUX, HOMMES, ENTRAÎNEMENT OFFICIEL MANCHES 3 & 4

UTAH OLYMPIC PARK THU 14 FEB 2002 / JEU 14 FEV 2002 START TIME / DEBUT 15:00

Start Order	Bib No.	Team	Pilot Name	Day 1		Push Time	Int. 1	Int. 2	Int. 3	Int. 4	Finish Time	Total Time
				Heat 1 Heat 2	Rk Rk							
1	12	GER-1	LANGEN Christoph	48.07	7							
				48.01	1							
2	13	GER-2	SPIES Rene	48.28	13							
				48.55	11							
3	16	ISV-1	ZOLLER Zachary	52.63	37							
				50.89	36							
4	23	LAT-1	PRUSIS Sandis	48.23	11							
				48.77	13							
5	22	LAT-2	GUTS Gatis	48.57	20							
				48.85	17							
6	8	FRA-1	MINGEON Bruno	48.46	18							
				48.88	18							
7	25	MON-1	SERVELLE Patrice	51.19	35							
				49.07	22							
8	4	CAN-1	LUEDERS Pierre	48.18	10							
				49.27	24							
9	5	CAN-2	MORIN Yannick	49.45	28							
				49.99	30							
10	37	SVK-1	JAGNESAK Milan	51.65	36							
				50.06	31							
11	14	GRE-1	KAMBANIS John-Andrew	49.13	25							
				49.60	28							
12	40	USA-1	HAYS Todd	47.98	6							
				48.39	7							
13	41	USA-2	SHIMER Brian	48.11	8							
				48.52	10							
14	19	JAM-1	WATT Winston Alexander	49.34	27							
				49.49	26							
15	27	NOR-1	KRISTIANSEN Arnfinn	48.93	23							
				49.35	25							
16	24	MEX-1	TAMES Roberto	49.86	29							
				50.70	35							
17	2	AUT-1	STAMPFER Wolfgang	48.17	9							
				48.17	3							
18	33	RUS-1	POPOV Evgeni	48.24	12							
				48.51	9							



**TWO-MAN OFFICIAL TRAINING HEATS 3 & 4**  
**BOB À DEUX, HOMMES, ENTRAÎNEMENT OFFICIEL MANCHES 3 & 4**

UTAH OLYMPIC PARK THU 14 FEB 2002 / JEU 14 FEV 2002 START TIME / DEBUT 15:00

Start Order	Bib No.	Team	Pilot Name	Day 1		Push Time	Int. 1	Int. 2	Int. 3	Int. 4	Finish Time	Total Time
				Heat 1 Heat 2	Rk Rk							
19	34	RUS-2	ZOUBKOV Alexandr	47.97	5							
				48.78	14							
20	35	SUI-1	REICH Christian	47.58	1							
				48.07	2							
21	36	SUI-2	ANNEN Martin	48.97	24							
				48.34	6							
22	7	CZE-1	PUSKAR Pavel	48.32	14							
				48.92	19							
23	6	CZE-2	DANILEVIC Ivo	48.36	17							
				48.95	20							
24	39	UKR-1	IVANYSHYN Oleksandr	49.26	26							
				49.68	29							
25	31	PUR-1	GONZALES Michael	50.78	33							
				50.51	33							
26	28	NZL-1	HENDERSON Alan	50.00	30							
				50.46	32							
27	17	ITA-1	HUBER Guenter	47.80	3							
				48.31	4							
28	18	ITA-2	TOSINI Fabrizio	47.66	2							
				48.40	8							
29	3	BUL-1	VASILEV Stefan	54.88	38							
				53.88	38							
30	26	NED-1	GLAS Arend	48.34	15							
				49.02	21							
31	21	JPN-1	SUZUKI Hiroshi	48.59	21							
				48.84	16							
32	20	JPN-2	OISHI Hiroaki	48.56	19							
				49.09	23							
33	1	ARM-1	JANJIGIAN Dan	50.44	32							
				50.62	34							
34	38	TRI-1	SUN Gregory	50.91	34							
				50.96	37							
35	10	GBR-1	JOHNSTON Lee	47.81	4							
				48.32	5							
36	11	GBR-2	SCARISBRICK Neil	48.35	16							
				48.76	12							



TWO-MAN OFFICIAL TRAINING HEATS 3 & 4  
 BOB À DEUX, HOMMES, ENTRAÎNEMENT OFFICIEL MANCHES 3 & 4

UTAH OLYMPIC PARK THU 14 FEB 2002 / JEU 14 FEV 2002 START TIME / DEBUT 15:00

Start Order	Bib No.	Team	Pilot Name	Day 1		Push Time	Int. 1	Int. 2	Int. 3	Int. 4	Finish Time	Total Time
				Heat 1	Rk							
37	32	ROM-1	ENACHE Florian	50.14	31							
				49.56	27							
38	15	IRL-1	DONOHOE Peter	48.62	22							
				48.79	15							

**LEGEND**

**Rk** Rank  
**Int.** Intermediate time





TWO-MAN OFFICIAL TRAINING HEATS 3 & 4  
 BOB À DEUX, HOMMES, ENTRAÎNEMENT OFFICIEL MANCHES 3 & 4

UTAH OLYMPIC PARK THU 14 FEB 2002 / JEU 14 FEV 2002 START TIME / DEBUT 16:45

Start Order	Bib No.	Team	Pilot Name	Push Time	Rk	Int. 1	Rk	Int. 2	Rk	Int. 3	Rk	Int. 4	Rk	Finish Time	Rk	Time Behind	Speed (km/h)	Speed (mph)
1	12	GER-1	LANGEN Christoph	4.97	=5	19.87	3	28.70	1	37.72	1	42.88	1	47.79	1	0.00	135.1	83.9
				5.01	8	19.95	3	28.78	2	37.78	1	42.93	1	47.81	1	0.00	135.5	84.2
2	13	GER-2	SPIES Rene	5.00	11	19.99	12	28.93	=10	38.10	=11	43.35	9	48.39	8	+0.60	131.8	81.9
				5.05	=12	20.05	11	28.97	=9	38.10	7	43.32	7	48.29	6	+0.48	132.9	82.6
3	16	ISV-1	ZOLLER Zachary	5.43	37	20.86	38	30.05	38	39.54	37	45.08	36	50.48	36	+2.69	125.2	77.8
				5.42	38	20.80	37	30.01	37	39.52	36	45.02	36	50.42	37	+2.61	126.3	78.4
4	23	LAT-1	PRUSIS Sandis	4.97	=5	19.93	=5	28.83	=4	37.97	4	43.23	4	48.26	3	+0.47	132.5	82.3
				5.03	9	19.97	5	28.87	3	38.01	=3	43.25	5	48.26	5	+0.45	132.8	82.5
5	22	LAT-2	GUTS Gatis	4.97	=5	19.97	10	28.93	=10	38.10	=11	43.37	11	48.45	=11	+0.66	132.1	82.1
				5.08	=19	20.09	=13	29.01	11	38.19	=10	43.46	9	48.54	13	+0.73	131.8	81.9
6	8	FRA-1	MINGEON Bruno	5.14	26	20.23	=24	29.16	21	38.35	16	43.71	16	48.89	16	+1.10	129.7	80.6
				5.18	28	20.27	24	29.19	20	38.34	18	43.59	17	48.59	14	+0.78	132.7	82.4
7	25	MON-1	SERVELLE Patrice	5.19	29	20.42	28	29.50	28	38.90	30	44.31	30	49.59	30	+1.80	128.1	79.6
				5.20	29	20.41	29	29.46	27	38.75	27	44.08	25	49.24	24	+1.43	129.8	80.6
8	4	CAN-1	LUEDERS Pierre	4.99	10	19.98	11	28.94	=12	38.14	13	43.40	=13	48.45	=11	+0.66	131.7	81.8
				5.05	=12	20.11	15	29.07	=15	38.25	=13	43.48	=11	48.51	=9	+0.70	132.2	82.1
9	5	CAN-2	MORIN Yannik	5.09	21	20.23	=24	29.22	23	38.50	22	43.92	22	49.24	25	+1.45	128.0	79.5
				5.13	24	20.37	27	29.52	29	38.89	28	44.29	28	49.53	=27	+1.72	128.0	79.5
10	37	SVK-1	JAGNESAK Milan	5.40	36	20.71	=35	29.85	35	39.30	34	44.77	34	50.10	34	+2.31	126.9	78.8
				5.27	33	20.52	31	29.63	30	39.06	=30	44.51	31	49.79	31	+1.98	127.0	78.9
11	14	GRE-1	KAMBANIS John-Andr	5.25	31	20.56	31	29.66	32	39.12	32	44.61	32	50.01	32	+2.22	126.3	78.4
				5.26	=31	20.54	34	29.68	=33	39.15	32	44.66	33	50.01	33	+2.20	126.0	78.3
12	40	USA-1	HAYS Todd	4.98	9	19.95	=8	28.86	6	38.01	=5	43.30	=7	48.40	9	+0.61	131.5	81.7
				4.98	4	20.01	=6	28.97	=9	38.19	=10	43.47	10	48.51	=9	+0.70	132.3	82.2
13	41	USA-2	SHIMER Brian	5.03	17	20.00	13	28.91	9	38.05	7	43.30	=7	48.37	7	+0.58	132.2	82.1
				5.04	=10	20.03	9	28.96	8	38.12	8	43.38	8	48.42	8	+0.61	132.3	82.2
14	19	JAM-1	WATT Winston Alexan	4.90	1	19.93	=5	29.01	14	38.40	18	43.83	=20	49.12	21	+1.33	128.2	79.6
				4.89	1	19.96	4	29.02	12	38.42	19	43.86	21	49.13	=21	+1.32	127.6	79.3
15	27	NOR-1	KRISTIANSSEN Arnfinn	5.05	19	20.11	18	29.11	19	38.41	19	43.78	18	48.97	19	+1.18	129.7	80.6
				5.07	=16	20.12	16	29.07	=15	38.25	=13	43.54	=14	48.62	=15	+0.81	131.0	81.4
16	24	MEX-1	TAMES Roberto	5.23	30	20.50	30	29.56	30	38.99	31	44.44	31	49.80	31	+2.01	127.2	79.0
				5.24	30	20.53	=32	29.68	=33	39.17	33	44.64	32	49.93	32	+2.12	127.3	79.1
17	2	AUT-1	STAMPFER Wolfgang	4.97	=5	19.94	7	28.88	8	38.01	=5	43.26	5	48.34	6	+0.55	132.4	82.3
				5.00	=5	20.01	=6	28.92	6	38.05	6	43.29	6	48.30	7	+0.49	132.9	82.6
18	33	RUS-1	POPOV Evgeni	4.96	=3	19.92	4	28.87	7	38.06	=8	43.36	10	48.50	14	+0.71	131.3	81.6
				5.00	=5	20.04	10	29.03	13	38.31	=16	43.67	18	48.84	18	+1.03	129.4	80.4
19	34	RUS-2	ZOUBKOV Alexandr	4.91	2	19.84	1	28.81	3	38.06	=8	43.38	12	48.53	15	+0.74	131.0	81.4
				4.94	2	19.91	2	28.90	4	38.16	9	43.49	13	48.62	=15	+0.81	130.6	81.1
20	35	SUI-1	REICH Christian	5.01	=12	19.95	=8	28.83	=4	37.93	3	43.15	3	48.30	=4	+0.51	133.2	82.7
				5.00	=5	20.01	=6	28.91	5	38.01	=3	43.23	4	48.23	4	+0.42	133.0	82.6
21	36	SUI-2	ANNEN Martin	4.96	=3	19.86	2	28.76	2	37.86	2	43.07	2	48.07	2	+0.28	133.5	82.9
				4.95	3	19.88	1	28.76	1	37.85	2	43.07	2	48.02	2	+0.21	133.6	83.0



TWO-MAN OFFICIAL TRAINING HEATS 3 & 4  
BOB À DEUX, HOMMES, ENTRAÎNEMENT OFFICIEL MANCHES 3 & 4

UTAH OLYMPIC PARK THU 14 FEB 2002 / JEU 14 FEV 2002 START TIME / DEBUT 16:45

Start Order	Bib No.	Team	Pilot Name	Push Time	Rk	Int. 1	Rk	Int. 2	Rk	Int. 3	Rk	Int. 4	Rk	Finish Time	Rk	Time Behind	Speed (km/h)	Speed (mph)
22	7	CZE-1	PUSKAR Pavel	5.02	=14	20.08	=16	29.08	18	38.44	20	43.83	=20	49.10	20	+1.31	129.1	80.2
				5.08	=19	20.23	22	29.25	21	38.66	=23	44.07	24	49.27	25	+1.46	128.8	80.0
23	6	CZE-2	DANILEVIC Ivo	5.02	=14	20.30	=26	29.42	27	38.81	27	44.20	27	49.40	26	+1.61	129.6	80.5
				5.11	22	20.29	26	29.35	26	38.67	25	44.01	23	49.13	=21	+1.32	130.5	81.1
24	39	UKR-1	IVANYSHYN Oleksand	5.10	=22	20.17	21	29.23	=24	38.63	26	44.07	26	49.44	27	+1.65	127.0	78.9
				5.07	=16	20.19	19	29.27	23	38.66	=23	44.18	27	49.55	29	+1.74	126.0	78.3
25	31	PUR-1	GONZALES Michael	5.27	32	20.65	33	29.80	33	39.25	33	44.71	33	50.05	33	+2.26	128.1	79.6
				5.34	35	20.71	=35	29.89	35	39.44	35	44.96	35	50.30	34	+2.49	126.4	78.5
26	28	NZL-1	HENDERSON Alan	5.35	=33	20.57	32	29.57	31	38.88	28	44.29	29	49.55	29	+1.76	128.7	80.0
				5.29	34	20.53	=32	29.64	31	39.06	=30	44.50	30	49.77	30	+1.96	127.9	79.4
27	17	ITA-1	HUBER Guenter	5.12	=24	20.15	20	29.06	16	38.20	15	43.44	15	48.46	13	+0.67	133.3	82.8
				5.15	25	20.22	21	29.14	18	38.31	=16	43.54	=14	48.51	=9	+0.70	133.8	83.1
28	18	ITA-2	TOSINI Fabrizio	5.04	18	20.04	15	28.94	=12	38.06	=8	43.28	6	48.30	=4	+0.51	133.7	83.0
				5.06	15	20.07	12	28.95	7	38.03	5	43.22	3	48.19	3	+0.38	134.1	83.3
29	3	BUL-1	VASILEV Stefan	5.45	38	20.81	37	29.99	37	39.62	38	45.26	38	50.79	38	+3.00	122.7	76.2
				5.26	=31	20.50	30	29.65	32	39.21	34	44.80	34	50.35	35	+2.54	123.0	76.4
30	26	NED-1	GLAS Arend	5.01	=12	20.03	14	29.07	17	38.38	17	43.73	17	48.90	17	+1.11	129.7	80.6
				5.05	=12	20.09	=13	29.04	14	38.26	15	43.57	16	48.74	17	+0.93	131.1	81.5
31	21	JPN-1	SUZUKI Hiroshi	5.02	=14	20.08	=16	29.15	20	38.55	23	43.94	23	49.16	22	+1.37	129.1	80.2
				5.04	=10	20.13	17	29.17	19	38.47	=20	43.81	20	48.93	20	+1.12	130.4	81.0
32	20	JPN-2	OHISHI Hiroaki	5.17	28	20.43	29	29.52	29	38.89	29	44.27	28	49.46	28	+1.67	129.1	80.2
				5.07	=16	20.21	20	29.31	25	38.73	26	44.17	26	49.43	26	+1.62	127.6	79.3
33	1	ARM-1	JANJIGIAN Dan	5.39	35	20.71	=35	29.90	36	39.48	36	45.02	35	50.40	35	+2.61	126.4	78.5
				5.41	37	20.83	38	30.02	38	39.55	37	45.05	37	50.37	36	+2.56	126.4	78.5
34	38	TRI-1	SUN Gregory	5.35	=33	20.66	34	29.84	34	39.46	35	45.10	37	50.59	37	+2.80	121.4	75.4
				5.38	36	20.71	=35	29.90	36	39.57	38	45.24	38	50.80	38	+2.99	123.1	76.5
35	10	GBR-1	JOHNSTON Lee	5.06	20	20.14	19	29.05	15	38.17	14	43.40	=13	48.44	10	+0.65	132.4	82.3
				5.09	21	20.14	18	29.09	17	38.24	12	43.48	=11	48.52	12	+0.71	132.0	82.0
36	11	GBR-2	SCARISBRICK Neil	5.12	=24	20.19	22	29.21	22	38.49	21	43.82	19	48.96	18	+1.17	130.6	81.1
				5.16	26	20.28	25	29.26	22	38.47	=20	43.77	19	48.88	19	+1.07	131.2	81.5
37	32	ROM-1	ENACHE Florian	5.16	27	20.30	=26	29.30	26	38.62	25	44.01	25	49.23	24	+1.44	128.9	80.1
				5.12	23	20.26	23	29.30	24	38.61	22	43.99	22	49.15	23	+1.34	129.3	80.3
38	15	IRL-1	DONOHUE Peter	5.10	=22	20.20	23	29.23	=24	38.56	24	43.98	24	49.17	23	+1.38	128.4	79.8
				5.17	27	20.40	28	29.51	28	38.94	29	44.33	29	49.53	=27	+1.72	129.1	80.2

**LEGEND**

**Rk** Rank **km/h** kilometers per hour  
**Int.** Intermediate time **mph** miles per hour



TWO-MAN OFFICIAL TRAINING HEATS 5 & 6  
 BOB À DEUX, HOMMES, ENTRAÎNEMENT OFFICIEL MANCHES 5 & 6

UTAH OLYMPIC PARK FRI 15 FEB 2002 / VEN 15 FEV 2002 START TIME / DEBUT 15:00

Start Ord.	Bib No.	Team	Pilot Name	Day 1		Day 2		Push Time	Int. 1	Int. 2	Int. 3	Int. 4	Finish Time	Total Time
				Heat 1 Heat 2	Rk Rk	Heat 3 Heat 4	Rk Rk							
1	14	GRE-1	KAMBANIS John-Andrew	49.13	25	50.01	32							
				49.60	28	50.01	33							
2	25	MON-1	SERVELLE Patrice	51.19	35	49.59	30							
				49.07	22	49.24	24							
3	26	NED-1	GLAS Arend	48.34	15	48.90	17							
				49.02	21	48.74	17							
4	37	SVK-1	JAGNESAK Milan	51.65	36	50.10	34							
				50.06	31	49.79	31							
5	39	UKR-1	IVANYSHYN Oleksandr	49.26	26	49.44	27							
				49.68	29	49.55	29							
6	38	TRI-1	SUN Gregory	50.91	34	50.59	37							
				50.96	37	50.80	38							
7	32	ROM-1	ENACHE Florian	50.14	31	49.23	24							
				49.56	27	49.15	23							
8	10	GBR-1	JOHNSTON Lee	47.81	4	48.44	10							
				48.32	5	48.52	12							
9	11	GBR-2	SCARISBRICK Neil	48.35	16	48.96	18							
				48.76	12	48.88	19							
10	17	ITA-1	HUBER Guenter	47.80	3	48.46	13							
				48.31	4	48.51	=9							
11	18	ITA-2	TOSINI Fabrizio	47.66	2	48.30	=4							
				48.40	8	48.19	3							
12	33	RUS-1	POPOV Evgeni	48.24	12	48.50	14							
				48.51	9	48.84	18							
13	34	RUS-2	ZOUBKOV Alexandr	47.97	5	48.53	15							
				48.78	14	48.62	=15							
14	3	BUL-1	VASILEV Stefan	54.88	38	50.79	38							
				53.88	38	50.35	35							
15	7	CZE-1	PUSKAR Pavel	48.32	14	49.10	20							
				48.92	19	49.27	25							
16	6	CZE-2	DANILEVIC Ivo	48.36	17	49.40	26							
				48.95	20	49.13	=21							
17	35	SUI-1	REICH Christian	47.58	1	48.30	=4							
				48.07	2	48.23	4							



TWO-MAN OFFICIAL TRAINING HEATS 5 & 6  
 BOB À DEUX, HOMMES, ENTRAÎNEMENT OFFICIEL MANCHES 5 & 6

UTAH OLYMPIC PARK FRI 15 FEB 2002 / VEN 15 FEV 2002 START TIME / DEBUT 15:00

Start Ord.	Bib No.	Team	Pilot Name	Day 1		Day 2		Push Time	Int. 1	Int. 2	Int. 3	Int. 4	Finish Time	Total Time
				Heat 1 Heat 2	Rk Rk	Heat 3 Heat 4	Rk Rk							
18	36	SUI-2	ANNEN Martin	48.97	24	48.07	2							
				48.34	6	48.02	2							
19	24	MEX-1	TAMES Roberto	49.86	29	49.80	31							
				50.70	35	49.93	32							
20	8	FRA-1	MINGEON Bruno	48.46	18	48.89	16							
				48.88	18	48.59	14							
21	23	LAT-1	PRUSIS Sandis	48.23	11	48.26	3							
				48.77	13	48.26	5							
22	22	LAT-2	GUTS Gatis	48.57	20	48.45	=11							
				48.85	17	48.54	13							
23	16	ISV-1	ZOLLER Zachary	52.63	37	50.48	36							
				50.89	36	50.42	37							
24	2	AUT-1	STAMPFER Wolfgang	48.17	9	48.34	6							
				48.17	3	48.30	7							
25	21	JPN-1	SUZUKI Hiroshi	48.59	21	49.16	22							
				48.84	16	48.93	20							
26	20	JPN-2	OHISHI Hiroaki	48.56	19	49.46	28							
				49.09	23	49.43	26							
27	40	USA-1	HAYS Todd	47.98	6	48.40	9							
				48.39	7	48.51	=9							
28	41	USA-2	SHIMER Brian	48.11	8	48.37	7							
				48.52	10	48.42	8							
29	15	IRL-1	DONOHOE Peter	48.62	22	49.17	23							
				48.79	15	49.53	=27							
30	1	ARM-1	JANJIGIAN Dan	50.44	32	50.40	35							
				50.62	34	50.37	36							
31	19	JAM-1	WATT Winston Alexander	49.34	27	49.12	21							
				49.49	26	49.13	=21							
32	4	CAN-1	LUEDERS Pierre	48.18	10	48.45	=11							
				49.27	24	48.51	=9							
33	5	CAN-2	MORIN Yannik	49.45	28	49.24	25							
				49.99	30	49.53	=27							
34	27	NOR-1	KRISTIANSEN Arnfinn	48.93	23	48.97	19							
				49.35	25	48.62	=15							



TWO-MAN OFFICIAL TRAINING HEATS 5 & 6  
 BOB À DEUX, HOMMES, ENTRAÎNEMENT OFFICIEL MANCHES 5 & 6

UTAH OLYMPIC PARK FRI 15 FEB 2002 / VEN 15 FEV 2002 START TIME / DEBUT 15:00

Start Ord.	Bib No.	Team	Pilot Name	Day 1		Day 2		Push Time	Int. 1	Int. 2	Int. 3	Int. 4	Finish Time	Total Time
				Heat 1 Heat 2	Rk Rk	Heat 3 Heat 4	Rk Rk							
35	31	PUR-1	GONZALES Michael	50.78	33	50.05	33							
				50.51	33	50.30	34							
36	12	GER-1	LANGEN Christoph	48.07	7	47.79	1							
				48.01	1	47.81	1							
37	13	GER-2	SPIES Rene	48.28	13	48.39	8							
				48.55	11	48.29	6							
38	28	NZL-1	HENDERSON Alan	50.00	30	49.55	29							
				50.46	32	49.77	30							

**LEGEND**

- Rk** Rank
- Int.** Intermediate time



**TWO-MAN OFFICIAL TRAINING HEATS 5 & 6**  
**BOB À DEUX, HOMMES, ENTRAÎNEMENT OFFICIEL MANCHES 5 & 6**

UTAH OLYMPIC PARK FRI 15 FEB 2002 / VEN 15 FEV 2002 START TIME / DEBUT 16:30

Start Order	Bib No.	Team	Pilot Name	Push Time	Rk	Int. 1	Rk	Int. 2	Rk	Int. 3	Rk	Int. 4	Rk	Finish Time	Rk	Time Behind	Speed (km/h)	Speed (mph)
1	14	GRE-1	KAMBANIS John-Andri	5.19	31	20.29	29	29.22	29	38.51	30	43.87	30	49.07	30	+1.54	129.5	80.5
														DNS				
2	25	MON-1	SERVELLE Patrice	5.04	=13	19.97	=10	28.83	7	37.99	13	43.27	14	48.34	15	+0.81	131.7	81.8
				5.17	=21	20.30	=23	29.25	22	38.45	21	43.78	21	48.89	20	+1.01	130.5	81.1
3	26	NED-1	GLAS Arend	5.09	=21	20.09	=22	28.97	17	38.08	15	43.31	15	48.29	13	+0.76	133.3	82.8
				5.11	16	20.11	=15	29.06	17	38.30	17	43.62	17	48.69	17	+0.81	130.9	81.3
4	37	SVK-1	JAGNESAK Milan	5.25	32	20.32	30	29.27	30	38.47	29	43.77	29	48.88	27	+1.35	130.5	81.1
				5.23	26	20.30	=23	29.28	24	38.51	24	43.86	24	49.00	22	+1.12	129.4	80.4
5	39	UKR-1	IVANYSHYN Oleksandr	5.18	30	20.33	31	29.42	31	38.76	31	44.20	31	49.45	31	+1.92	128.3	79.7
				5.18	23	20.29	22	29.33	25	38.67	25	44.08	25	49.35	25	+1.47	128.5	79.8
6	38	TRI-1	SUN Gregory	5.41	35	20.68	35	29.76	35	39.23	36	44.79	36	50.18	36	+2.65	125.9	78.2
				5.34	28	20.56	28	29.76	30	39.30	30	44.91	30	50.33	31	+2.45	125.1	77.7
7	32	ROM-1	ENACHE Florian	5.09	=21	20.13	24	29.10	25	38.32	=25	43.58	24	48.59	21	+1.06	132.4	82.3
				5.15	20	20.22	21	29.17	=20	38.39	20	43.73	20	48.87	19	+0.99	129.9	80.7
8	10	GBR-1	JOHNSTON Lee	5.04	=13	20.03	17	28.87	=12	37.91	7	43.08	5	48.00	5	+0.47	134.2	83.4
				5.04	=7	19.94	=6	28.84	=7	37.97	=8	43.25	10	48.36	11	+0.48	130.5	81.1
9	11	GBR-2	SCARISBRICK Neil	5.09	=21	20.09	=22	29.05	=22	38.32	=25	43.67	25	48.80	26	+1.27	130.3	80.9
				5.17	=21	20.16	18	29.03	16	38.17	=13	43.43	13	48.52	12	+0.64	132.4	82.3
10	17	ITA-1	HUBER Guenter	5.07	19	20.00	=12	28.85	=8	37.90	=5	43.06	4	47.94	3	+0.41	135.6	84.2
				5.13	=18	20.11	=15	28.97	12	38.01	10	43.19	=7	48.11	6	+0.23	135.0	83.9
11	18	ITA-2	TOSINI Fabrizio	5.05	=16	20.02	=15	28.87	=12	37.97	11	43.19	=10	48.20	11	+0.67	133.1	82.7
														DNS				
12	33	RUS-1	POPOV Evgeni	5.05	=16	20.06	19	28.99	=18	38.16	17	43.44	=17	48.48	=16	+0.95	132.0	82.0
				5.06	12	20.07	14	29.00	14	38.17	=13	43.46	14	48.53	13	+0.65	131.4	81.6
13	34	RUS-2	ZOUBKOV Alexandr	4.96	=1	19.89	4	28.77	5	37.95	9	43.25	13	48.30	14	+0.77	131.8	81.9
				4.98	2	19.89	3	28.77	=3	37.91	7	43.19	=7	48.24	8	+0.36	131.8	81.9
14	3	BUL-1	VASILEV Stefan	5.29	33	20.43	33	29.48	32	38.92	32	44.39	32	49.73	33	+2.20	126.6	78.7
				5.21	=24	20.43	26	29.60	26	39.13	28	44.68	28	50.14	29	+2.26	123.9	77.0
15	7	CZE-1	PUSKAR Pavel	5.14	27	20.19	27	29.13	26	38.37	27	43.68	=26	48.75	25	+1.22	131.5	81.7
														DNS				
16	6	CZE-2	DANILEVIC Ivo	5.03	=10	20.05	18	29.02	21	38.26	=21	43.56	=21	48.62	22	+1.09	131.6	81.8
				5.04	=7	20.04	13	28.98	13	38.18	=15	43.49	16	48.57	=15	+0.69	131.2	81.5
17	35	SUI-1	REICH Christian	4.97	=3	19.84	3	28.74	4	37.86	4	43.09	6	48.08	7	+0.55	132.6	82.4
				5.01	=3	19.90	4	28.77	=3	37.82	3	43.02	3	48.00	3	+0.12	133.4	82.9
18	36	SUI-2	ANNEN Martin	5.04	=13	19.97	=10	28.85	=8	37.96	10	43.17	9	48.15	9	+0.62	133.4	82.9
				4.95	1	19.75	1	28.59	1	37.68	1	42.91	1	47.88	1	0.00	133.0	82.6
19	24	MEX-1	TAMES Roberto	5.15	=28	20.42	32	29.54	33	38.99	33	44.45	33	49.70	32	+2.17	127.6	79.3
				5.27	27	20.53	27	29.68	29	39.19	29	44.72	29	50.09	28	+2.21	125.5	77.9
20	8	FRA-1	MINGEON Bruno	5.10	=24	20.07	20	28.90	15	37.93	8	43.11	7	48.03	6	+0.50	134.4	83.5
				5.09	=14	20.01	=10	28.84	=7	37.87	4	43.07	4	48.02	4	+0.14	133.7	83.0
21	23	LAT-1	PRUSIS Sandis	5.08	20	20.00	=12	28.89	14	37.98	12	43.19	=10	48.17	10	+0.64	134.0	83.2
				5.05	=10	19.92	5	28.79	5	37.90	=5	43.14	6	48.14	7	+0.26	132.9	82.6



TWO-MAN OFFICIAL TRAINING HEATS 5 & 6  
 BOB À DEUX, HOMMES, ENTRAÎNEMENT OFFICIEL MANCHES 5 & 6

UTAH OLYMPIC PARK FRI 15 FEB 2002 / VEN 15 FEV 2002 START TIME / DEBUT 16:30

Start Order	Bib No.	Team	Pilot Name	Push Time	Rk	Int. 1	Rk	Int. 2	Rk	Int. 3	Rk	Int. 4	Rk	Finish Time	Rk	Time Behind	Speed (km/h)	Speed (mph)
22	22	LAT-2	GUTS Gatis	5.03	=10	20.08	21	29.05	=22	38.26	=21	43.54	20	48.58	20	+1.05	132.5	82.3
				5.05	=10	19.94	=6	28.82	6	37.90	=5	43.12	5	48.09	5	+0.21	133.7	83.0
23	16	ISV-1	ZOLLER Zachary	5.44	36	20.77	36	29.93	37	39.47	37	45.03	37	50.49	37	+2.96	125.1	77.7
				5.44	31	20.79	31	29.94	31	39.44	31	44.94	31	50.28	30	+2.40	126.0	78.3
24	2	AUT-1	STAMPFER Wolfgang	5.03	=10	19.90	5	28.72	3	37.72	2	42.87	2	47.76	2	+0.23	135.6	84.2
														DNS				
25	21	JPN-1	SUZUKI Hiroshi	5.01	7	19.96	9	28.93	16	38.20	19	43.56	=21	48.69	24	+1.16	130.0	80.8
				5.04	=7	20.01	=10	28.93	11	38.10	12	43.42	12	48.54	14	+0.66	130.6	81.1
26	20	JPN-2	OHISHI Hiroaki	5.12	26	20.17	26	29.15	28	38.42	28	43.75	28	48.90	28	+1.37	130.6	81.1
				5.13	=18	20.19	20	29.17	=20	38.48	=22	43.84	23	49.03	=23	+1.15	129.4	80.4
27	40	USA-1	HAYS Todd	4.97	=3	19.83	2	28.70	2	37.79	3	43.00	3	47.95	4	+0.42	133.9	83.2
				5.01	=3	19.87	2	28.72	2	37.77	2	42.97	2	47.94	2	+0.06	133.9	83.2
28	41	USA-2	SHIMER Brian											DNS				
														DNS				
29	15	IRL-1	DONOHUE Peter	5.15	=28	20.21	28	29.14	27	38.27	23	43.56	=21	48.65	23	+1.12	131.3	81.6
				5.21	=24	20.32	25	29.27	23	38.48	=22	43.83	22	49.03	=23	+1.15	128.6	79.9
30	1	ARM-1	JANJIGIAN Dan	5.36	34	20.55	34	29.62	34	39.05	34	44.53	34	49.87	34	+2.34	127.1	78.9
				5.37	30	20.57	29	29.64	27	39.09	27	44.58	27	49.91	27	+2.03	126.7	78.7
31	19	JAM-1	WATT Winston Alexan	4.98	5	19.91	6	28.85	=8	38.10	16	43.42	16	48.52	19	+0.99	130.8	81.2
														DNS				
32	4	CAN-1	LUEDERS Pierre	4.99	6	20.01	14	28.99	=18	38.18	18	43.44	=17	48.48	=16	+0.95	131.5	81.7
				5.02	5	19.99	9	28.92	10	38.05	11	43.29	11	48.29	10	+0.41	132.1	82.1
33	5	CAN-2	MORIN Yannik	5.06	18	20.02	=15	29.01	20	38.29	24	43.68	=26	48.94	29	+1.41	127.6	79.3
				5.09	=14	20.11	=15	29.09	18	38.32	18	43.67	18	48.83	18	+0.95	129.2	80.2
34	27	NOR-1	KRISTIANSEN Arnfinn	5.02	=8	19.94	7	28.81	6	37.90	=5	43.14	8	48.13	8	+0.60	132.7	82.4
				5.03	6	20.03	12	29.01	15	38.18	=15	43.48	15	48.57	=15	+0.69	130.6	81.1
35	31	PUR-1	GONZALES Michael	5.47	37	20.80	37	29.86	36	39.20	35	44.64	35	49.89	35	+2.36	128.5	79.8
				5.36	29	20.60	30	29.66	28	39.00	26	44.41	26	49.64	26	+1.76	128.6	79.9
36	12	GER-1	LANGEN Christoph	4.96	=1	19.78	1	28.58	1	37.55	1	42.68	1	47.53	1	0.00	136.1	84.6
														DNS				
37	13	GER-2	SPIES Rene	5.02	=8	19.95	8	28.86	11	38.00	14	43.24	12	48.25	12	+0.72	132.0	82.0
				5.07	13	19.98	8	28.85	9	37.97	=8	43.22	9	48.26	9	+0.38	131.4	81.6
38	28	NZL-1	HENDERSON Alan	5.10	=24	20.16	25	29.07	24	38.22	20	43.47	19	48.50	18	+0.97	132.7	82.4
				5.12	17	20.18	19	29.11	19	38.34	19	43.68	19	48.93	21	+1.05	129.4	80.4

LEGEND

**Rk** Rank                      **km/h** kilometers per hour                      **DNS** Did not start  
**Int.** Intermediate time      **mph** miles per hour



TWO-MAN HEAT 1  
BOB À DEUX, HOMMES, 1ère MANCHE

UTAH OLYMPIC PARK SAT 16 FEB 2002 / SAM 16 FEV 2002 START TIME / DEBUT 15:00

	<b>Push Record</b>		<b>Track Record</b>	
<b>Time</b>	4.80 sec		47.58 sec	
<b>Date</b>	19 OCT 2001		24 FEB 2001	
<b>Team/ Names</b>	USA	HAYS Todd, JOVANOVIC Pavle	SUI	GOETSCHI Reto, GRAND Cedric

Start Order	Bib No.	Team	Name	Push Time	Int. 1	Int. 2	Int. 3	Int. 4	Finish Time
1	1	CAN-1	LUEDERS Pierre ZARDO Giulio						
2	2	ITA-1	HUBER Guenter TARTAGLIA Antonio						
3	3	GER-1	LANGEN Christoph ZIMMERMANN Markus						
4	4	GER-2	SPIES Rene SAGMEISTER Franz						
5	5	SUI-2	ANNEN Martin HEFTI Beat						
6	6	AUT-1	STAMPFER Wolfgang SCHUETZENAUER Martin						
7	7	CAN-2	MORIN Yannik SOKOLOWSKI John						
8	8	USA-1	HAYS Todd HINES Garrett						
9	9	RUS-1	ZOUBKOV Alexandr STEPUSCHKIN Dmitri						
10	10	SUI-1	REICH Christian ANDERHUB Steve						
11	11	GBR-1	JOHNSTON Lee ADAM Marcus						
12	12	CZE-1	PUSKAR Pavel KOBIAN Jan						
13	13	USA-2	SHIMER Brian STEELE Darrin						





TWO-MAN HEAT 1  
BOB À DEUX, HOMMES, 1ère MANCHE

UTAH OLYMPIC PARK SAT 16 FEB 2002 / SAM 16 FEV 2002 START TIME / DEBUT 15:00

Start Order	Bib No.	Team	Name	Push Time	Int. 1	Int. 2	Int. 3	Int. 4	Finish Time
14	14	MON-1	SERVELLE Patrice GATTUSO Sebastien						
15	15	LAT-1	PRUSIS Sandis RULLIS Marcis						
16	16	NOR-1	KRISTIANSEN Arnfinn ROEYLAND Bjarne						
17	17	FRA-1	MINGEON Bruno HOSTACHE Emanuel						
18	18	ITA-2	TOSINI Fabrizio la GRASSA Cristian						
19	19	RUS-2	POPOV Evgeni MAKARTCHUK Piotr						
20	20	NED-1	GLAS Arend WELTEN Marcel						
21	21	UKR-1	IVANYSHYN Oleksandr STRELTSOV Olexandr						
22	22	JPN-2	OHISHI Hiroaki MIURA Shinji						
23	23	LAT-2	GUTS Gatis DICMANIS Intars						
24	24	GBR-2	SCARISBRICK Neil BRYCE Colin						
25	25	ROM-1	ENACHE Florian DUMINICEL Adrian						
26	26	NZL-1	HENDERSON Alan EDMOND Mark						
27	27	ARM-1	JANJIGIAN Dan ALEXANDROU Jyorgos						
28	28	MEX-1	TAMES Roberto LAUDERDALE Roberto						



TWO-MAN HEAT 1  
BOB À DEUX, HOMMES, 1ère MANCHE

UTAH OLYMPIC PARK SAT 16 FEB 2002 / SAM 16 FEV 2002 START TIME / DEBUT 15:00

Start Order	Bib No.	Team	Name	Push Time	Int. 1	Int. 2	Int. 3	Int. 4	Finish Time
29	29	JPN-1	SUZUKI Hiroshi INOUE Masanori						
30	30	IRL-1	DONOHUE Peter KIERNAN Paul						
31	31	GRE-1	KAMBANIS John-Andrew LEIVADITIS Ioannis						
32	32	CZE-2	DANILEVIC Ivo GOMOLA Roman						
33	33	PUR-1	GONZALES Michael REPOLLET Manuel						
34	34	ISV-1	ZOLLER Zachary WHEELER Quinn						
35	35	BUL-1	VASILEV Stefan DANOV Miroslav						
36	36	JAM-1	WATT Winston Alexander BROWN Lascelles Oneil						
37	37	TRI-1	SUN Gregory McNEILLY Andrew						
38	38	SVK-1	JAGNESAK Milan KRESTANKO Robert						

**Notes :** In the listing of team names, the pilot is always shown first .

**LEGEND**

Int. - Intermediate time



TWO-MAN, AFTER HEAT 1  
BOB À DEUX, HOMMES, APRÈS 1ère MANCHE

UTAH OLYMPIC PARK SAT 16 FEB 2002 / SAM 16 FEV 2002 START TIME / DEBUT 15:00

		Push Record				Track Record				
Time		4.80 sec				47.52 sec				
Date		19 OCT 2001				16 FEB 2002				
Team/ Names	USA	HAYS Todd, JOVANOVIC Pavle				SUI-1	REICH Christian, ANDERHUB Steve			

Rk	Bib No.	Team	Name	Push Time	Rk	Int.1 Rk	Int.2 Rk	Int.3 Rk	Int.4 Rk	Finish Time	Rk	Time Behind	Speed (km/h)	Speed (mph)	Rec.				
1	10	SUI-1	REICH Christian ANDERHUB Steve	4.83	=2	19.55	2	28.37	1	37.43	=1	42.61	1	47.52	1	0.00	134.1	83.3	TR
				<b>Total :</b>				<b>47.52</b>				<b>0.00</b>							
2	3	GER-1	LANGEN Christoph ZIMMERMANN Markus	4.88	10	19.68	8	28.49	6	37.49	=3	42.65	3	47.54	2	+0.02	135.0	83.9	
				<b>Total :</b>				<b>47.54</b>				<b>+0.02</b>							
3	5	SUI-2	ANNEN Martin HEFTI Beat	4.82	1	19.54	1	28.39	2	37.43	=1	42.62	2	47.56	3	+0.04	133.9	83.2	
				<b>Total :</b>				<b>47.56</b>				<b>+0.04</b>							
4	1	CAN-1	LUEDERS Pierre ZARDO Giulio	4.83	=2	19.60	5	28.44	4	37.50	5	42.71	4	47.67	4	+0.15	132.7	82.4	
				<b>Total :</b>				<b>47.67</b>				<b>+0.15</b>							
5	8	USA-1	HAYS Todd HINES Garrett	4.83	=2	19.59	=3	28.42	3	37.49	=3	42.72	5	47.71	5	+0.19	133.2	82.7	
				<b>Total :</b>				<b>47.71</b>				<b>+0.19</b>							
6	4	GER-2	SPIES Rene SAGMEISTER Franz	4.83	=2	19.59	=3	28.47	5	37.57	6	42.79	6	47.77	6	+0.25	132.8	82.5	
				<b>Total :</b>				<b>47.77</b>				<b>+0.25</b>							
7	2	ITA-1	HUBER Guenther TARTAGLIA Antonio	4.95	=21	19.79	=16	28.65	=12	37.71	7	42.90	7	47.84	7	+0.32	134.6	83.6	
				<b>Total :</b>				<b>47.84</b>				<b>+0.32</b>							
8	6	AUT-1	STAMPFER Wolfgang SCHUETZENAUER Martir	4.91	14	19.76	12	28.65	=12	37.73	9	42.93	8	47.91	8	+0.39	133.5	82.9	
				<b>Total :</b>				<b>47.91</b>				<b>+0.39</b>							
9	13	USA-2	SHIMER Brian STEELE Darrin	4.94	=18	19.79	=16	28.65	=12	37.75	10	42.96	9	47.92	9	+0.40	132.8	82.5	
				<b>Total :</b>				<b>47.92</b>				<b>+0.40</b>							
=10	11	GBR-1	JOHNSTON Lee ADAM Marcus	4.94	=18	19.83	=20	28.71	=17	37.82	15	43.04	13	48.04	=10	+0.52	132.8	82.5	
				<b>Total :</b>				<b>48.04</b>				<b>+0.52</b>							
=10	18	ITA-2	TOSINI Fabrizio la GRASSA Cristian	4.95	=21	19.83	=20	28.70	16	37.79	=13	43.02	=10	48.04	=10	+0.52	132.8	82.5	
				<b>Total :</b>				<b>48.04</b>				<b>+0.52</b>							
12	23	LAT-2	GUTS Gatis DICMANIS Intars	4.94	=18	19.77	=13	28.63	11	37.76	11	43.03	12	48.07	12	+0.55	131.7	81.8	
				<b>Total :</b>				<b>48.07</b>				<b>+0.55</b>							
13	15	LAT-1	PRUSIS Sandis RULLIS Marcis	4.90	13	19.69	9	28.55	7	37.72	8	43.02	=10	48.10	13	+0.58	131.4	81.6	
				<b>Total :</b>				<b>48.10</b>				<b>+0.58</b>							
14	19	RUS-2	POPOV Evgeni MAKARTCHUK Piotr	4.89	=11	19.72	=10	28.62	10	37.77	12	43.05	14	48.12	14	+0.60	131.5	81.7	
				<b>Total :</b>				<b>48.12</b>				<b>+0.60</b>							
15	32	CZE-2	DANILEVIC Ivo GOMOLA Roman	4.92	=15	19.82	=18	28.73	=19	37.86	17	43.12	16	48.19	15	+0.67	132.9	82.6	
				<b>Total :</b>				<b>48.19</b>				<b>+0.67</b>							
16	12	CZE-1	PUSKAR Pavel KOBIAN Jan	4.85	8	19.66	6	28.58	=8	37.79	=13	43.10	15	48.22	16	+0.70	130.8	81.2	
				<b>Total :</b>				<b>48.22</b>				<b>+0.70</b>							



TWO-MAN, AFTER HEAT 1  
BOB À DEUX, HOMMES, APRÈS 1ère MANCHE

UTAH OLYMPIC PARK SAT 16 FEB 2002 / SAM 16 FEV 2002 START TIME / DEBUT 15:00

Rk	Bib No.	Team	Name	Push Time	Rk	Int.1 Rk	Int.2 Rk	Int.3 Rk	Int.4 Rk	Finish Time	Rk	Time Behind	Speed (km/h)	(mph)	Rec.			
17	17	FRA-1	MINGEON Bruno HOSTACHE Emanuel	5.05	31	19.99	28	28.87	=27	37.99	22	43.23	19	48.23	17	+0.71	132.5	82.3
													<b>Total :</b>	<b>48.23</b>	<b>+0.71</b>			
18	20	NED-1	GLAS Arend WELTEN Marcel	4.87	9	19.67	7	28.58	=8	37.83	16	43.17	17	48.26	18	+0.74	130.5	81.1
													<b>Total :</b>	<b>48.26</b>	<b>+0.74</b>			
19	16	NOR-1	KRISTIANSEN Arnfinn ROEYLAND Bjarne	4.92	=15	19.82	=18	28.74	21	37.93	19	43.22	18	48.34	19	+0.82	130.8	81.2
													<b>Total :</b>	<b>48.34</b>	<b>+0.82</b>			
20	14	MON-1	SERVELLE Patrice GATTUSO Sebastien	4.93	17	19.84	23	28.78	22	37.96	21	43.27	=20	48.37	20	+0.85	131.7	81.8
													<b>Total :</b>	<b>48.37</b>	<b>+0.85</b>			
=21	7	CAN-2	MORIN Yannik SOKOLOWSKI John	4.96	23	19.83	=20	28.73	=19	37.95	20	43.29	22	48.41	=21	+0.89	129.8	80.6
													<b>Total :</b>	<b>48.41</b>	<b>+0.89</b>			
=21	29	JPN-1	SUZUKI Hiroshi INOUE Masanori	4.89	=11	19.77	=13	28.68	15	37.91	18	43.27	=20	48.41	=21	+0.89	129.4	80.4
													<b>Total :</b>	<b>48.41</b>	<b>+0.89</b>			
23	24	GBR-2	SCARISBRICK Neil BRYCE Colin	5.01	=28	19.89	=24	28.80	23	38.03	=24	43.34	24	48.44	23	+0.92	131.0	81.4
													<b>Total :</b>	<b>48.44</b>	<b>+0.92</b>			
24	26	NZL-1	HENDERSON Alan EDMOND Mark	4.97	24	19.89	=24	28.81	=24	38.00	23	43.32	23	48.46	24	+0.94	130.2	80.9
													<b>Total :</b>	<b>48.46</b>	<b>+0.94</b>			
25	30	IRL-1	DONOHUE Peter KIERNAN Paul	4.98	=25	19.91	26	28.85	26	38.05	26	43.36	25	48.50	25	+0.98	131.0	81.4
													<b>Total :</b>	<b>48.50</b>	<b>+0.98</b>			
26	25	ROM-1	ENACHE Florian DUMINICEL Adrian	4.99	27	19.92	27	28.87	=27	38.09	27	43.42	=26	48.52	26	+1.00	130.5	81.1
													<b>Total :</b>	<b>48.52</b>	<b>+1.00</b>			
27	36	JAM-1	WATT Winston Alexander BROWN Lascelles Oneil	4.84	7	19.72	=10	28.71	=17	38.03	=24	43.42	=26	48.59	27	+1.07	129.1	80.2
													<b>Total :</b>	<b>48.59</b>	<b>+1.07</b>			
28	22	JPN-2	OHISHI Hiroaki MIURA Shinji	5.01	=28	20.00	29	28.94	29	38.15	29	43.47	28	48.61	28	+1.09	130.4	81.0
													<b>Total :</b>	<b>48.61</b>	<b>+1.09</b>			
29	9	RUS-1	ZOUBKOV Alexandr STEPUSCHKIN Dmitri	4.83	=2	19.78	15	28.81	=24	38.13	28	43.53	29	48.71	29	+1.19	129.3	80.3
													<b>Total :</b>	<b>48.71</b>	<b>+1.19</b>			
30	38	SVK-1	JAGNESAK Milan KRESTANKO Robert	5.08	32	20.06	32	29.05	30	38.36	30	43.75	30	49.00	30	+1.48	128.2	79.6
													<b>Total :</b>	<b>49.00</b>	<b>+1.48</b>			
31	31	GRE-1	KAMBANIS John-Andrew LEIVADITIS Ioannis	5.16	34	20.19	33	29.16	=31	38.45	31	43.82	31	49.03	31	+1.51	129.2	80.2
													<b>Total :</b>	<b>49.03</b>	<b>+1.51</b>			
32	21	UKR-1	IVANYSHYN Oleksandr STRELTSOV Olexandr	4.98	=25	20.01	30	29.17	33	38.64	32	44.14	32	49.47	32	+1.95	126.4	78.5
													<b>Total :</b>	<b>49.47</b>	<b>+1.95</b>			
33	27	ARM-1	JANJIGIAN Dan ALEXANDROU Jyorgos	5.31	37	20.45	36	29.49	36	38.86	35	44.29	34	49.53	33	+2.01	128.0	79.5
													<b>Total :</b>	<b>49.53</b>	<b>+2.01</b>			
34	28	MEX-1	TAMES Roberto LAUDERDALE Roberto	5.15	33	20.29	34	29.38	34	38.83	34	44.28	33	49.57	34	+2.05	127.8	79.4
													<b>Total :</b>	<b>49.57</b>	<b>+2.05</b>			



TWO-MAN, AFTER HEAT 1  
BOB À DEUX, HOMMES, APRÈS 1ère MANCHE

UTAH OLYMPIC PARK SAT 16 FEB 2002 / SAM 16 FEV 2002 START TIME / DEBUT 15:00

Rk	Bib No.	Team	Name	Push Time	Rk	Int.1 Rk	Int.2 Rk	Int.3 Rk	Int.4 Rk	Finish Time	Rk	Time Behind	Speed (km/h) (mph)	Rec.				
35	37	TRI-1	SUN Gregory McNEILLY Andrew	5.23	35	20.35	35	29.43	35	38.89	36	44.39	36	49.74	35	+2.22	127.2	79.0
											<b>Total :</b>	<b>49.74</b>	<b>+2.22</b>					
36	35	BUL-1	VASILEV Stefan DANOV Miroslav	5.03	30	20.02	31	29.16 =31	38.75	33	44.33	35	49.77	36	+2.25	123.9	77.0	
											<b>Total :</b>	<b>49.77</b>	<b>+2.25</b>					
37	34	ISV-1	ZOLLER Zachary WHEELER Quinn	5.29	36	20.59	37	29.69	37	39.08	37	44.54	37	49.81	37	+2.29	127.0	78.9
											<b>Total :</b>	<b>49.81</b>	<b>+2.29</b>					
33	PUR-1	GONZALES Michael REPOLLET Manuel												DNS				
											<b>Total :</b>	<b>DNS</b>						

**Notes :** In the listing of team names, the pilot is always shown first .

**LEGEND**

**Rk** Rank      **km/h** kilometers per hour      = Sign indicates a tie for rank      **DNS** Did not start  
**Int.** Intermediate time      **mph** miles per hour      **TR** Track Record  
**Rec.** Records / Record



**TWO-MAN HEAT 2**  
**BOB À DEUX, HOMMES, 2e MANCHE**

UTAH OLYMPIC PARK SAT 16 FEB 2002 / SAM 16 FEV 2002 START TIME / DEBUT 16:48

	Push Record		Track Record	
Time	4.80 sec		47.52 sec	
Date	19 OCT 2001		16 FEB 2002	
Team/ Names	USA	HAYS Todd, JOVANOVIC Pavle	SUI-1	REICH Christian, ANDERHUB Steve

Start Order	Bib No.	Team	Name	Results								
				Heat 1 Total	Rk Rk	Push Time	Int. 1	Int. 2	Int. 3	Int. 4	Finish Time	Total Time
1	32	CZE-2	DANILEVIC Ivo	48.19	15							
			GOMOLA Roman	48.19	15							
2	19	RUS-2	POPOV Evgeni	48.12	14							
			MAKARTCHUK Piotr	48.12	14							
3	15	LAT-1	PRUSIS Sandis	48.10	13							
			RULLIS Marcis	48.10	13							
4	23	LAT-2	GUTS Gatis	48.07	12							
			DICMANIS Intars	48.07	12							
5	11	GBR-1	JOHNSTON Lee	48.04	=10							
			ADAM Marcus	48.04	=10							
6	18	ITA-2	TOSINI Fabrizio	48.04	=10							
			la GRASSA Cristian	48.04	=10							
7	13	USA-2	SHIMER Brian	47.92	9							
			STEELE Darrin	47.92	9							
8	6	AUT-1	STAMPFER Wolfgang	47.91	8							
			SCHUETZENAUER Martin	47.91	8							
9	2	ITA-1	HUBER Guenther	47.84	7							
			TARTAGLIA Antonio	47.84	7							
10	4	GER-2	SPIES Rene	47.77	6							
			SAGMEISTER Franz	47.77	6							
11	8	USA-1	HAYS Todd	47.71	5							
			HINES Garrett	47.71	5							
12	1	CAN-1	LUEDERS Pierre	47.67	4							
			ZARDO Giulio	47.67	4							
13	5	SUI-2	ANNEN Martin	47.56	3							
			HEFTI Beat	47.56	3							
14	3	GER-1	LANGEN Christoph	47.54	2							
			ZIMMERMANN Markus	47.54	2							
15	10	SUI-1	REICH Christian	47.52	1							
			ANDERHUB Steve	47.52	1							



TWO-MAN HEAT 2  
BOB À DEUX, HOMMES, 2e MANCHE

UTAH OLYMPIC PARK SAT 16 FEB 2002 / SAM 16 FEV 2002 START TIME / DEBUT 16:48

Start Order	Bib No.	Team	Name	Results								
				Heat 1 Total	Rk Rk	Push Time	Int. 1	Int. 2	Int. 3	Int. 4	Finish Time	Total Time
16	12	CZE-1	PUSKAR Pavel	48.22	16							
			KOBIAN Jan	48.22	16							
17	17	FRA-1	MINGEON Bruno	48.23	17							
			HOSTACHE Emanuel	48.23	17							
18	20	NED-1	GLAS Arend	48.26	18							
			WELTEN Marcel	48.26	18							
19	16	NOR-1	KRISTIANSEN Arnfinn	48.34	19							
			ROEYLAND Bjarne	48.34	19							
20	14	MON-1	SERVELLE Patrice	48.37	20							
			GATTUSO Sebastien	48.37	20							
21	7	CAN-2	MORIN Yannik	48.41	=21							
			SOKOLOWSKI John	48.41	=21							
22	29	JPN-1	SUZUKI Hiroshi	48.41	=21							
			INOUE Masanori	48.41	=21							
23	24	GBR-2	SCARISBRICK Neil	48.44	23							
			BRYCE Colin	48.44	23							
24	26	NZL-1	HENDERSON Alan	48.46	24							
			EDMOND Mark	48.46	24							
25	30	IRL-1	DONOHUE Peter	48.50	25							
			KIERNAN Paul	48.50	25							
26	25	ROM-1	ENACHE Florian	48.52	26							
			DUMINICEL Adrian	48.52	26							
27	36	JAM-1	WATT Winston Alexander	48.59	27							
			BROWN Lascelles Oneil	48.59	27							
28	22	JPN-2	OHISHI Hiroaki	48.61	28							
			MIURA Shinji	48.61	28							
29	9	RUS-1	ZOUBKOV Alexandr	48.71	29							
			STEPUSCHKIN Dmitri	48.71	29							
30	38	SVK-1	JAGNESAK Milan	49.00	30							
			KRESTANKO Robert	49.00	30							
31	31	GRE-1	KAMBANIS John-Andrew	49.03	31							
			LEIVADITIS Ioannis	49.03	31							
32	21	UKR-1	IVANYSHYN Oleksandr	49.47	32							
			STRELTISOV Olexandr	49.47	32							



TWO-MAN HEAT 2  
BOB À DEUX, HOMMES, 2e MANCHE

UTAH OLYMPIC PARK SAT 16 FEB 2002 / SAM 16 FEV 2002 START TIME / DEBUT 16:48

Start Order	Bib No.	Team	Name	Results								
				Heat 1 Total	Rk Rk	Push Time	Int. 1	Int. 2	Int. 3	Int. 4	Finish Time	Total Time
33	27	ARM-1	JANJIGIAN Dan	49.53	33							
			ALEXANDROU Jyorgos	49.53	33							
34	28	MEX-1	TAMES Roberto	49.57	34							
			LAUDERDALE Roberto	49.57	34							
35	37	TRI-1	SUN Gregory	49.74	35							
			McNEILLY Andrew	49.74	35							
36	35	BUL-1	VASILEV Stefan	49.77	36							
			DANOV Miroslav	49.77	36							
37	34	ISV-1	ZOLLER Zachary	49.81	37							
			WHEELER Quinn	49.81	37							

**Notes :** In the listing of team names, the pilot is always shown first .

**LEGEND**

**Rk** Rank = Sign indicates a tie for rank  
**Int.** Intermediate time





TWO-MAN, AFTER HEAT 2  
BOB À DEUX, HOMMES, APRÈS 2e MANCHE

UTAH OLYMPIC PARK SAT 16 FEB 2002 / SAM 16 FEV 2002 START TIME / DEBUT 16:48

		Push Record				Track Record				
Time		4.80 sec				47.52 sec				
Date		19 OCT 2001				16 FEB 2002				
Team/ Names	USA	HAYS Todd, JOVANOVIC Pavle				SUI-1	REICH Christian, ANDERHUB Steve			

Rk	Bib No.	Team	Name	Push Time	Rk	Int.1	Rk	Int.2	Rk	Int.3	Rk	Int.4	Rk	Finish Time	Rk	Time Behind	Speed (km/h)	Speed (mph)	Rec.
1	10	SUI-1	REICH Christian	4.83	=2	19.55	2	28.37	1	37.43	=1	42.61	1	47.52	1	0.00	134.1	83.3	TR
			ANDERHUB Steve	4.84	6	19.56	4	28.39	3	37.42	1	42.61	1	47.53	2	+0.01	134.1	83.3	
				<b>Total :</b>								<b>1:35.05</b>			<b>0.00</b>				
2	3	GER-1	LANGEN Christoph	4.88	10	19.68	8	28.49	6	37.49	=3	42.65	3	47.54	2	+0.02	135.0	83.9	
			ZIMMERMANN Markus	4.85	7	19.60	5	28.44	5	37.46	3	42.63	2	47.52	1	0.00	135.2	84.0	
				<b>Total :</b>								<b>1:35.06</b>			<b>+0.01</b>				
3	5	SUI-2	ANNEN Martin	4.82	1	19.54	1	28.39	2	37.43	=1	42.62	2	47.56	3	+0.04	133.9	83.2	
			HEFTI Beat	4.80	=1	19.49	1	28.36	1	37.44	2	42.66	3	47.64	3	+0.12	132.9	82.6	
				<b>Total :</b>								<b>1:35.20</b>			<b>+0.15</b>				
4	1	CAN-1	LUEDERS Pierre	4.83	=2	19.60	5	28.44	4	37.50	5	42.71	4	47.67	4	+0.15	132.7	82.4	
			ZARDO Giulio	4.80	=1	19.51	2	28.37	2	37.47	4	42.71	4	47.70	=5	+0.18	132.2	82.1	
				<b>Total :</b>								<b>1:35.37</b>			<b>+0.32</b>				
5	8	USA-1	HAYS Todd	4.83	=2	19.59	=3	28.42	3	37.49	=3	42.72	5	47.71	5	+0.19	133.2	82.7	
			HINES Garrett	4.86	8	19.62	=6	28.49	6	37.55	6	42.76	6	47.70	=5	+0.18	134.0	83.2	
				<b>Total :</b>								<b>1:35.41</b>			<b>+0.36</b>				
6	4	GER-2	SPIES Rene	4.83	=2	19.59	=3	28.47	5	37.57	6	42.79	6	47.77	6	+0.25	132.8	82.5	
			SAGMEISTER Franz	4.81	3	19.53	3	28.41	4	37.51	5	42.72	5	47.69	4	+0.17	132.9	82.6	
				<b>Total :</b>								<b>1:35.46</b>			<b>+0.41</b>				
7	6	AUT-1	STAMPFER Wolfgang	4.91	14	19.76	12	28.65	=12	37.73	9	42.93	8	47.91	8	+0.39	133.5	82.9	
			SCHUETZENAUER Martir	4.92	=15	19.71	=11	28.56	8	37.61	7	42.81	7	47.78	7	+0.26	133.9	83.2	
				<b>Total :</b>								<b>1:35.69</b>			<b>+0.64</b>				
8	2	ITA-1	HUBER Guenther	4.95	=21	19.79	=16	28.65	=12	37.71	7	42.90	7	47.84	7	+0.32	134.6	83.6	
			TARTAGLIA Antonio	4.95	=20	19.77	=15	28.64	13	37.73	9	42.94	8	47.88	8	+0.36	134.2	83.4	
				<b>Total :</b>								<b>1:35.72</b>			<b>+0.67</b>				
9	13	USA-2	SHIMER Brian	4.94	=18	19.79	=16	28.65	=12	37.75	10	42.96	9	47.92	9	+0.40	132.8	82.5	
			STEELE Darrin	4.95	=20	19.77	=15	28.65	=14	37.77	=11	43.00	10	47.99	9	+0.47	133.0	82.6	
				<b>Total :</b>								<b>1:35.91</b>			<b>+0.86</b>				
10	15	LAT-1	PRUSIS Sandis	4.90	13	19.69	9	28.55	7	37.72	8	43.02	=10	48.10	13	+0.58	131.4	81.6	
			RULLIS Marcis	4.90	12	19.72	13	28.62	11	37.77	=11	43.03	11	48.06	12	+0.54	132.6	82.4	
				<b>Total :</b>								<b>1:36.16</b>			<b>+1.11</b>				
=11	11	GBR-1	JOHNSTON Lee	4.94	=18	19.83	=20	28.71	=17	37.82	15	43.04	13	48.04	=10	+0.52	132.8	82.5	
			ADAM Marcus	4.94	19	19.80	=19	28.68	=16	37.84	15	43.11	16	48.16	=13	+0.64	131.1	81.5	
				<b>Total :</b>								<b>1:36.20</b>			<b>+1.15</b>				



TWO-MAN, AFTER HEAT 2  
BOB À DEUX, HOMMES, APRÈS 2e MANCHE

UTAH OLYMPIC PARK SAT 16 FEB 2002 / SAM 16 FEV 2002 START TIME / DEBUT 16:48

Rk	Bib No.	Team	Name	Push Time	Rk	Int.1 Rk	Int.2 Rk	Int.3 Rk	Int.4 Rk	Finish Time	Rk	Time Behind	Speed (km/h)	(mph)	Rec.			
=11	18	ITA-2	TOSINI Fabrizio	4.95	=21	19.83	=20	28.70	16	37.79	=13	43.02	=10	48.04	=10	+0.52	132.8	82.5
			la GRASSA Cristian	4.93	=17	19.75	14	28.61	10	37.74	10	43.04	12	48.16	=13	+0.64	130.7	81.2
				<b>Total :</b>						<b>1:36.20</b>		<b>+1.15</b>						
13	12	CZE-1	PUSKAR Pavel	4.85	8	19.66	6	28.58	=8	37.79	=13	43.10	15	48.22	16	+0.70	130.8	81.2
			KOBIAN Jan	4.87	=9	19.65	8	28.54	7	37.67	8	42.95	9	48.03	=10	+0.51	131.4	81.6
				<b>Total :</b>						<b>1:36.25</b>		<b>+1.20</b>						
14	17	FRA-1	MINGEON Bruno	5.05	31	19.99	28	28.87	=27	37.99	22	43.23	19	48.23	17	+0.71	132.5	82.3
			HOSTACHE Emanuel	5.04	30	19.92	=26	28.79	=23	37.86	17	43.07	13	48.03	=10	+0.51	133.1	82.7
				<b>Total :</b>						<b>1:36.26</b>		<b>+1.21</b>						
15	23	LAT-2	GUTS Gatis	4.94	=18	19.77	=13	28.63	11	37.76	11	43.03	12	48.07	12	+0.55	131.7	81.8
			DICMANIS Intars	4.91	=13	19.78	17	28.74	19	37.92	19	43.19	19	48.22	18	+0.70	132.2	82.1
				<b>Total :</b>						<b>1:36.29</b>		<b>+1.24</b>						
16	19	RUS-2	POPOV Evgeni	4.89	=11	19.72	=10	28.62	10	37.77	12	43.05	14	48.12	14	+0.60	131.5	81.7
			MAKARTCHUK Piotr	4.88	11	19.69	=9	28.63	12	37.80	14	43.08	=14	48.18	16	+0.66	131.7	81.8
				<b>Total :</b>						<b>1:36.30</b>		<b>+1.25</b>						
17	32	CZE-2	DANILEVIC Ivo	4.92	=15	19.82	=18	28.73	=19	37.86	17	43.12	16	48.19	15	+0.67	132.9	82.6
			GOMOLA Roman	4.91	=13	19.82	22	28.75	=20	37.93	20	43.21	20	48.28	20	+0.76	132.2	82.1
				<b>Total :</b>						<b>1:36.47</b>		<b>+1.42</b>						
18	20	NED-1	GLAS Arend	4.87	9	19.67	7	28.58	=8	37.83	16	43.17	17	48.26	18	+0.74	130.5	81.1
			WELTEN Marcel	4.87	=9	19.71	=11	28.65	=14	37.85	16	43.17	=17	48.23	19	+0.71	131.2	81.5
				<b>Total :</b>						<b>1:36.49</b>		<b>+1.44</b>						
19	16	NOR-1	KRISTIANSEN Arnfinn	4.92	=15	19.82	=18	28.74	21	37.93	19	43.22	18	48.34	19	+0.82	130.8	81.2
			ROEYLAND Bjarne	4.95	=20	19.80	=19	28.73	18	37.90	18	43.17	=17	48.21	17	+0.69	131.9	81.9
				<b>Total :</b>						<b>1:36.55</b>		<b>+1.50</b>						
20	26	NZL-1	HENDERSON Alan	4.97	24	19.89	=24	28.81	=24	38.00	23	43.32	23	48.46	24	+0.94	130.2	80.9
			EDMOND Mark	4.97	24	19.86	=23	28.77	22	37.98	21	43.27	21	48.36	21	+0.84	132.9	82.6
				<b>Total :</b>						<b>1:36.82</b>		<b>+1.77</b>						
21	9	RUS-1	ZOUBKOV Alexandr	4.83	=2	19.78	15	28.81	=24	38.13	28	43.53	29	48.71	29	+1.19	129.3	80.3
			STEPUSCHKIN Dmitri	4.83	=4	19.62	=6	28.57	9	37.77	=11	43.08	=14	48.16	=13	+0.64	131.3	81.6
				<b>Total :</b>						<b>1:36.87</b>		<b>+1.82</b>						
22	24	GBR-2	SCARISBRICK Neil	5.01	=28	19.89	=24	28.80	23	38.03	=24	43.34	24	48.44	23	+0.92	131.0	81.4
			BRYCE Colin	4.98	25	19.86	=23	28.81	25	38.04	24	43.34	22	48.46	22	+0.94	131.7	81.8
				<b>Total :</b>						<b>1:36.90</b>		<b>+1.85</b>						
23	7	CAN-2	MORIN Yannik	4.96	23	19.83	=20	28.73	=19	37.95	20	43.29	22	48.41	=21	+0.89	129.8	80.6
			SOKOLOWSKI John	4.99	26	19.89	25	28.84	26	38.08	26	43.41	25	48.50	23	+0.98	130.1	80.8
				<b>Total :</b>						<b>1:36.91</b>		<b>+1.86</b>						



TWO-MAN, AFTER HEAT 2  
BOB À DEUX, HOMMES, APRÈS 2e MANCHE

UTAH OLYMPIC PARK SAT 16 FEB 2002 / SAM 16 FEV 2002 START TIME / DEBUT 16:48

Rk	Bib No.	Team	Name	Push Time	Rk	Int.1 Rk	Int.2 Rk	Int.3 Rk	Int.4 Rk	Finish Time	Rk	Time Behind	Speed (km/h)	(mph)	Rec.			
24	14	MON-1	SERVELLE Patrice	4.93	17	19.84	23	28.78	22	37.96	21	43.27 =20	48.37	20	+0.85	131.7	81.8	
			GATTUSO Sebastien	4.93 =17	19.79	18	28.75 =20	38.03	23	43.40	24	48.56	25	+1.04	130.6	81.1		
						<b>Total :</b>				<b>1:36.93</b>			<b>+1.88</b>					
25	29	JPN-1	SUZUKI Hiroshi	4.89 =11	19.77 =13	28.68	15	37.91	18	43.27 =20	48.41 =21	+0.89	129.4	80.4				
			INOUE Masanori	4.92 =15	19.81	21	28.79 =23	38.07	25	43.43	27	48.61	27	+1.09	129.4	80.4		
						<b>Total :</b>				<b>1:37.02</b>			<b>+1.97</b>					
26	25	ROM-1	ENACHE Florian	4.99	27	19.92	27	28.87 =27	38.09	27	43.42 =26	48.52	26	+1.00	130.5	81.1		
			DUMINICEL Adrian	5.01	29	19.92 =26	28.87	27	38.10	27	43.42	26	48.51	24	+0.99	130.3	80.9	
						<b>Total :</b>				<b>1:37.03</b>			<b>+1.98</b>					
27	36	JAM-1	WATT Winston Alexander	4.84	7	19.72 =10	28.71 =17	38.03 =24	43.42 =26	48.59	27	+1.07	129.1	80.2				
			BROWN Lascelles Oneil	4.83 =4	19.69 =9	28.68 =16	38.01	22	43.39	23	48.58	26	+1.06	129.9	80.7			
						<b>Total :</b>				<b>1:37.17</b>			<b>+2.12</b>					
28	22	JPN-2	OHISHI Hiroaki	5.01 =28	20.00	29	28.94	29	38.15	29	43.47	28	48.61	28	+1.09	130.4	81.0	
			MIURA Shinji	5.00 =27	19.94	29	28.93	28	38.21	28	43.54	28	48.70	28	+1.18	130.2	80.9	
						<b>Total :</b>				<b>1:37.31</b>			<b>+2.26</b>					
29	30	IRL-1	DONOHUE Peter	4.98 =25	19.91	26	28.85	26	38.05	26	43.36	25	48.50	25	+0.98	131.0	81.4	
			KIERNAN Paul	5.00 =27	19.93	28	29.06 =29	38.43	31	43.82	31	48.95	29	+1.43	129.4	80.4		
						<b>Total :</b>				<b>1:37.45</b>			<b>+2.40</b>					
30	38	SVK-1	JAGNESAK Milan	5.08	32	20.06	32	29.05	30	38.36	30	43.75	30	49.00	30	+1.48	128.2	79.6
			KRESTANKO Robert	5.10	32	20.06	32	29.06 =29	38.34	29	43.72	29	48.96	30	+1.44	130.2	80.9	
						<b>Total :</b>				<b>1:37.96</b>			<b>+2.91</b>					
31	31	GRE-1	KAMBANIS John-Andrew	5.16	34	20.19	33	29.16 =31	38.45	31	43.82	31	49.03	31	+1.51	129.2	80.2	
			LEIVADITIS Ioannis	5.14	34	20.14	33	29.10 =31	38.41	30	43.81	30	49.06	31	+1.54	128.7	80.0	
						<b>Total :</b>				<b>1:38.09</b>			<b>+3.04</b>					
32	21	UKR-1	IVANYSHYN Oleksandr	4.98 =25	20.01	30	29.17	33	38.64	32	44.14	32	49.47	32	+1.95	126.4	78.5	
			STRELTSOV Olexandr	4.96	23	19.96	30	29.12	33	38.57	33	44.07	33	49.43	33	+1.91	126.3	78.4
						<b>Total :</b>				<b>1:38.90</b>			<b>+3.85</b>					
33	27	ARM-1	JANJIGIAN Dan	5.31	37	20.45	36	29.49	36	38.86	35	44.29	34	49.53	33	+2.01	128.0	79.5
			ALEXANDROU Jyorgos	5.27	36	20.35	36	29.41 =35	38.79	34	44.23	34	49.50	34	+1.98	127.5	79.2	
						<b>Total :</b>				<b>1:39.03</b>			<b>+3.98</b>					
34	35	BUL-1	VASILEV Stefan	5.03	30	20.02	31	29.16 =31	38.75	33	44.33	35	49.77	36	+2.25	123.9	77.0	
			DANOV Miroslav	5.06	31	20.02	31	29.10 =31	38.53	32	44.01	32	49.35	32	+1.83	126.4	78.5	
						<b>Total :</b>				<b>1:39.12</b>			<b>+4.07</b>					
35	28	MEX-1	TAMES Roberto	5.15	33	20.29	34	29.38	34	38.83	34	44.28	33	49.57	34	+2.05	127.8	79.4
			LAUDERDALE Roberto	5.13	33	20.30 =34	29.41 =35	38.87	35	44.35	35	49.65	35	+2.13	127.4	79.2		
						<b>Total :</b>				<b>1:39.22</b>			<b>+4.17</b>					



TWO-MAN, AFTER HEAT 2  
BOB À DEUX, HOMMES, APRÈS 2e MANCHE

UTAH OLYMPIC PARK SAT 16 FEB 2002 / SAM 16 FEV 2002 START TIME / DEBUT 16:48

Rk	Bib No.	Team	Name	Push Time	Rk	Int.1	Rk	Int.2	Rk	Int.3	Rk	Int.4	Rk	Finish Time	Rk	Time Behind	Speed (km/h)	(mph)	Rec.
36	34	ISV-1	ZOLLER Zachary	5.29	36	20.59	37	29.69	37	39.08	37	44.54	37	49.81	37	+2.29	127.0	78.9	
			WHEELER Quinn	5.28	37	20.46	37	29.56	37	38.97	36	44.45	36	49.76	36	+2.24	126.7	78.7	
														<b>Total :</b>		<b>1:39.57</b>		<b>+4.52</b>	
37	37	TRI-1	SUN Gregory	5.23	35	20.35	35	29.43	35	38.89	36	44.39	36	49.74	35	+2.22	127.2	79.0	
			McNEILLY Andrew	5.23	35	20.30 =34	29.39	34	38.98	37	44.61	37	50.07	37	+2.55	124.4	77.3		
														<b>Total :</b>		<b>1:39.81</b>		<b>+4.76</b>	
33	PUR-1	GONZALES Michael																	DNS
		REPOLLET Manuel																	DNS
														<b>Total :</b>		<b>DNS</b>			

**Notes :** In the listing of team names, the pilot is always shown first .

**LEGEND**

**Rk** Rank                      **km/h** kilometers per hour                      = Sign indicates a tie for rank                      **DNS** Did not start  
**Int.** Intermediate time                      **mph** miles per hour  
**Rec.** Records / Record



TWO-MAN HEAT 3  
BOB À DEUX, HOMMES, 3e MANCHE

UTAH OLYMPIC PARK SUN 17 FEB 2002 / DIM 17 FEV 2002 START TIME / DEBUT 15:00

	<b>Push Record</b>		<b>Track Record</b>	
<b>Time</b>	4.80 sec		47.52 sec	
<b>Date</b>	19 OCT 2001		16 FEB 2002	
<b>Team/ Names</b>	USA	HAYS Todd, JOVANOVIC Pavle	SUI-1	REICH Christian, ANDERHUB Steve

Start Order	Bib No.	Team	Name	Results		Push Time	Int. 1	Int. 2	Int. 3	Int. 4	Finish Time	Total Time
				Heat 1 Heat 2 Total	Rk Rk Rk							
1	10	SUI-1	REICH Christian ANDERHUB Steve	47.52	1	[ ] [ ] [ ] [ ] [ ] [ ] [ ] [ ]						
				47.53	2							
				1:35.05	1							
2	9	RUS-1	ZOUBKOV Alexandr STEPUSCHKIN Dmitri	48.71	29	[ ] [ ] [ ] [ ] [ ] [ ] [ ] [ ]						
				48.16	=13							
				1:36.87	21							
3	8	USA-1	HAYS Todd HINES Garrett	47.71	5	[ ] [ ] [ ] [ ] [ ] [ ] [ ] [ ]						
				47.70	=5							
				1:35.41	5							
4	7	CAN-2	MORIN Yannik SOKOLOWSKI John	48.41	=21	[ ] [ ] [ ] [ ] [ ] [ ] [ ] [ ]						
				48.50	23							
				1:36.91	23							
5	6	AUT-1	STAMPFER Wolfgang SCHUETZENAUER Martin	47.91	8	[ ] [ ] [ ] [ ] [ ] [ ] [ ] [ ]						
				47.78	7							
				1:35.69	7							
6	5	SUI-2	ANNEN Martin HEFTI Beat	47.56	3	[ ] [ ] [ ] [ ] [ ] [ ] [ ] [ ]						
				47.64	3							
				1:35.20	3							
7	4	GER-2	SPIES Rene SAGMEISTER Franz	47.77	6	[ ] [ ] [ ] [ ] [ ] [ ] [ ] [ ]						
				47.69	4							
				1:35.46	6							
8	3	GER-1	LANGEN Christoph ZIMMERMANN Markus	47.54	2	[ ] [ ] [ ] [ ] [ ] [ ] [ ] [ ]						
				47.52	1							
				1:35.06	2							
9	2	ITA-1	HUBER Guenther TARTAGLIA Antonio	47.84	7	[ ] [ ] [ ] [ ] [ ] [ ] [ ] [ ]						
				47.88	8							
				1:35.72	8							
10	1	CAN-1	LUEDERS Pierre ZARDO Giulio	47.67	4	[ ] [ ] [ ] [ ] [ ] [ ] [ ] [ ]						
				47.70	=5							
				1:35.37	4							



**TWO-MAN HEAT 3**  
**BOB À DEUX, HOMMES, 3e MANCHE**

UTAH OLYMPIC PARK SUN 17 FEB 2002 / DIM 17 FEV 2002 START TIME / DEBUT 15:00

Start Order	Bib No.	Team	Name	Results		Push Time	Int. 1	Int. 2	Int. 3	Int. 4	Finish Time	Total Time	
				Heat 1 Heat 2 Total	Rk Rk Rk								
11	20	NED-1	GLAS Arend	48.26	18								
			WELTEN Marcel	48.23	19								
				1:36.49	18								
12	19	RUS-2	POPOV Evgeni	48.12	14								
			MAKARTCHUK Piotr	48.18	16								
				1:36.30	16								
13	18	ITA-2	TOSINI Fabrizio	48.04	=10								
			la GRASSA Cristian	48.16	=13								
				1:36.20	=11								
14	17	FRA-1	MINGEON Bruno	48.23	17								
			HOSTACHE Emanuel	48.03	=10								
				1:36.26	14								
15	16	NOR-1	KRISTIANSEN Arnfinn	48.34	19								
			ROEYLAND Bjarne	48.21	17								
				1:36.55	19								
16	15	LAT-1	PRUSIS Sandis	48.10	13								
			RULLIS Marcis	48.06	12								
				1:36.16	10								
17	14	MON-1	SERVELLE Patrice	48.37	20								
			GATTUSO Sebastien	48.56	25								
				1:36.93	24								
18	13	USA-2	SHIMER Brian	47.92	9								
			STEELE Darrin	47.99	9								
				1:35.91	9								
19	12	CZE-1	PUSKAR Pavel	48.22	16								
			KOBIAN Jan	48.03	=10								
				1:36.25	13								
20	11	GBR-1	JOHNSTON Lee	48.04	=10								
			ADAM Marcus	48.16	=13								
				1:36.20	=11								
21	32	CZE-2	DANILEVIC Ivo	48.19	15								
			GOMOLA Roman	48.28	20								
				1:36.47	17								
22	31	GRE-1	KAMBANIS John-Andrew	49.03	31								
			LEIVADITIS Ioannis	49.06	31								
				1:38.09	31								



**TWO-MAN HEAT 3**  
**BOB À DEUX, HOMMES, 3e MANCHE**

UTAH OLYMPIC PARK SUN 17 FEB 2002 / DIM 17 FEV 2002 START TIME / DEBUT 15:00

Start Order	Bib No.	Team	Name	Results		Push Time	Int. 1	Int. 2	Int. 3	Int. 4	Finish Time	Total Time
				Heat 1 Heat 2 Total	Rk Rk Rk							
23	30	IRL-1	DONOHOE Peter KIERNAN Paul	48.50	25							
				48.95	29							
				1:37.45	29							
24	29	JPN-1	SUZUKI Hiroshi INOUE Masanori	48.41	=21							
				48.61	27							
				1:37.02	25							
25	28	MEX-1	TAMES Roberto LAUDERDALE Roberto	49.57	34							
				49.65	35							
				1:39.22	35							
26	27	ARM-1	JANJIGIAN Dan ALEXANDROU Jyorgos	49.53	33							
				49.50	34							
				1:39.03	33							
27	26	NZL-1	HENDERSON Alan EDMOND Mark	48.46	24							
				48.36	21							
				1:36.82	20							
28	25	ROM-1	ENACHE Florian DUMINICEL Adrian	48.52	26							
				48.51	24							
				1:37.03	26							
29	24	GBR-2	SCARISBRICK Neil BRYCE Colin	48.44	23							
				48.46	22							
				1:36.90	22							
30	23	LAT-2	GUTS Gatis DICMANIS Intars	48.07	12							
				48.22	18							
				1:36.29	15							
31	22	JPN-2	OHISHI Hiroaki MIURA Shinji	48.61	28							
				48.70	28							
				1:37.31	28							
32	21	UKR-1	IVANYSHYN Oleksandr STRELTSOV Olexandr	49.47	32							
				49.43	33							
				1:38.90	32							
33	38	SVK-1	JAGNESAK Milan KRESTANKO Robert	49.00	30							
				48.96	30							
				1:37.96	30							
34	37	TRI-1	SUN Gregory AGUILERA Errol	49.74	35							
				50.07	37							
				1:39.81	37							



TWO-MAN HEAT 3  
BOB À DEUX, HOMMES, 3e MANCHE

UTAH OLYMPIC PARK SUN 17 FEB 2002 / DIM 17 FEV 2002 START TIME / DEBUT 15:00

Start Order	Bib No.	Team	Name	Results		Push Time	Int. 1	Int. 2	Int. 3	Int. 4	Finish Time	Total Time	
				Heat 1 Heat 2 Total	Rk Rk Rk								
35	36	JAM-1	WATT Winston Alexander	48.59	27								
			BROWN Lascelles Oneil	48.58	26								
				1:37.17	27								
36	35	BUL-1	VASILEV Stefan	49.77	36								
			DANOV Miroslav	49.35	32								
				1:39.12	34								
37	34	ISV-1	ZOLLER Zachary	49.81	37								
			WHEELER Quinn	49.76	36								
				1:39.57	36								

**Notes :** In the listing of team names, the pilot is always shown first .

**LEGEND**

**Rk** Rank = Sign indicates a tie for rank  
**Int.** Intermediate time

**Brakeman of TRI-1 has changed.**





TWO-MAN, AFTER HEAT 3  
BOB À DEUX, HOMMES, APRÈS 3e MANCHE

UTAH OLYMPIC PARK SUN 17 FEB 2002 / DIM 17 FEV 2002 START TIME / DEBUT 15:00

		Push Record				Track Record			
Time		4.80 sec				47.44 sec			
Date		19 OCT 2001				17 FEB 2002			
Team/ Names		USA HAYS Todd, JOVANOVIC Pavle				GER-1 LANGEN Christoph, ZIMMERMANN Markus			

Rk	Bib No.	Team	Name	Push Time	Rk	Int.1 Rk	Int.2 Rk	Int.3 Rk	Int.4 Rk	Finish Time	Rk	Time Behind	Speed (km/h)	Speed (mph)	Rec.			
=1	3	GER-1	LANGEN Christoph	4.88	10	19.68	8	28.49	6	37.49	=3	42.65	3	47.54	2	+0.02	135.0	83.9
			ZIMMERMANN Markus	4.85	7	19.60	5	28.44	5	37.46	3	42.63	2	47.52	1	0.00	135.2	84.0
				4.86	8	19.56	=5	28.35	1	37.36	1	42.53	1	47.44	1	0.00	134.9	83.8
				<b>Total :</b>		<b>2:22.50</b>		<b>0.00</b>										
=1	10	SUI-1	REICH Christian	4.83	=2	19.55	2	28.37	1	37.43	=1	42.61	1	47.52	1	0.00	134.1	83.3
			ANDERHUB Steve	4.84	6	19.56	4	28.39	3	37.42	1	42.61	1	47.53	2	+0.01	134.1	83.3
				4.84	6	19.54	=2	28.36	=2	37.38	2	42.55	2	47.45	2	+0.01	134.5	83.5
				<b>Total :</b>		<b>2:22.50</b>		<b>0.00</b>										
3	5	SUI-2	ANNEN Martin	4.82	1	19.54	1	28.39	2	37.43	=1	42.62	2	47.56	3	+0.04	133.9	83.2
			HEFTI Beat	4.80	=1	19.49	1	28.36	1	37.44	2	42.66	3	47.64	3	+0.12	132.9	82.6
				4.80	1	19.47	1	28.36	=2	37.49	6	42.74	6	47.73	7	+0.29	132.6	82.4
				<b>Total :</b>		<b>2:22.93</b>		<b>+0.43</b>										
=4	1	CAN-1	LUEDERS Pierre	4.83	=2	19.60	5	28.44	4	37.50	5	42.71	4	47.67	4	+0.15	132.7	82.4
			ZARDO Giulio	4.80	=1	19.51	2	28.37	2	37.47	4	42.71	4	47.70	=5	+0.18	132.2	82.1
				4.82	4	19.55	4	28.39	5	37.47	5	42.68	5	47.65	5	+0.21	132.7	82.4
				<b>Total :</b>		<b>2:23.02</b>		<b>+0.52</b>										
=4	8	USA-1	HAYS Todd	4.83	=2	19.59	=3	28.42	3	37.49	=3	42.72	5	47.71	5	+0.19	133.2	82.7
			HINES Garrett	4.86	8	19.62	=6	28.49	6	37.55	6	42.76	6	47.70	=5	+0.18	134.0	83.2
				4.81	=2	19.56	=5	28.40	6	37.46	4	42.66	4	47.61	=3	+0.17	134.0	83.2
				<b>Total :</b>		<b>2:23.02</b>		<b>+0.52</b>										
6	4	GER-2	SPIES Rene	4.83	=2	19.59	=3	28.47	5	37.57	6	42.79	6	47.77	6	+0.25	132.8	82.5
			SAGMEISTER Franz	4.81	3	19.53	3	28.41	4	37.51	5	42.72	5	47.69	4	+0.17	132.9	82.6
				4.83	5	19.54	=2	28.38	4	37.45	3	42.65	3	47.61	=3	+0.17	133.2	82.7
				<b>Total :</b>		<b>2:23.07</b>		<b>+0.57</b>										
7	6	AUT-1	STAMPFER Wolfgang	4.91	14	19.76	12	28.65	=12	37.73	9	42.93	8	47.91	8	+0.39	133.5	82.9
			SCHUETZENAUER Martir	4.92	=15	19.71	=11	28.56	8	37.61	7	42.81	7	47.78	7	+0.26	133.9	83.2
				4.94	=16	19.73	=12	28.57	=8	37.61	7	42.79	7	47.72	6	+0.28	134.5	83.5
				<b>Total :</b>		<b>2:23.41</b>		<b>+0.91</b>										
8	2	ITA-1	HUBER Guenther	4.95	=21	19.79	=16	28.65	=12	37.71	7	42.90	7	47.84	7	+0.32	134.6	83.6
			TARTAGLIA Antonio	4.95	=20	19.77	=15	28.64	13	37.73	9	42.94	8	47.88	8	+0.36	134.2	83.4
				5.00	=26	19.85	21	28.70	16	37.78	=10	42.99	8	47.92	8	+0.48	134.5	83.5
				<b>Total :</b>		<b>2:23.64</b>		<b>+1.14</b>										



TWO-MAN, AFTER HEAT 3  
BOB À DEUX, HOMMES, APRÈS 3e MANCHE

UTAH OLYMPIC PARK SUN 17 FEB 2002 / DIM 17 FEV 2002 START TIME / DEBUT 15:00

Rk	Bib No.	Team	Name	Push Time	Rk	Int.1 Rk	Int.2 Rk	Int.3 Rk	Int.4 Rk	Finish Time	Rk	Time Behind	Speed (km/h)	(mph)	Rec.			
9	13	USA-2	SHIMER Brian	4.94	=18	19.79	=16	28.65	=12	37.75	10	42.96	9	47.92	9	+0.40	132.8	82.5
			STEELE Darrin	4.95	=20	19.77	=15	28.65	=14	37.77	=11	43.00	10	47.99	9	+0.47	133.0	82.6
				4.98	=21	19.83	=17	28.71	17	37.83	=13	43.07	12	48.07	11	+0.63	132.4	82.3
				<b>Total :</b>						<b>2:23.98</b>		<b>+1.48</b>						
10	18	ITA-2	TOSINI Fabrizio	4.95	=21	19.83	=20	28.70	16	37.79	=13	43.02	=10	48.04	=10	+0.52	132.8	82.5
			la GRASSA Cristian	4.93	=17	19.75	14	28.61	10	37.74	10	43.04	12	48.16	=13	+0.64	130.7	81.2
				4.93	15	19.79	16	28.65	=12	37.78	=10	43.02	=9	48.03	9	+0.59	133.3	82.8
				<b>Total :</b>						<b>2:24.23</b>		<b>+1.73</b>						
11	15	LAT-1	PRUSIS Sandis	4.90	13	19.69	9	28.55	7	37.72	8	43.02	=10	48.10	13	+0.58	131.4	81.6
			RULLIS Marcis	4.90	12	19.72	13	28.62	11	37.77	=11	43.03	11	48.06	12	+0.54	132.6	82.4
				4.90	11	19.68	8	28.56	7	37.74	8	43.02	=9	48.08	12	+0.64	131.7	81.8
				<b>Total :</b>						<b>2:24.24</b>		<b>+1.74</b>						
12	11	GBR-1	JOHNSTON Lee	4.94	=18	19.83	=20	28.71	=17	37.82	15	43.04	13	48.04	=10	+0.52	132.8	82.5
			ADAM Marcus	4.94	19	19.80	=19	28.68	=16	37.84	15	43.11	16	48.16	=13	+0.64	131.1	81.5
				4.91	=12	19.74	14	28.66	=14	37.81	12	43.05	11	48.05	10	+0.61	132.4	82.3
				<b>Total :</b>						<b>2:24.25</b>		<b>+1.75</b>						
13	23	LAT-2	GUTS Gatis	4.94	=18	19.77	=13	28.63	11	37.76	11	43.03	12	48.07	12	+0.55	131.7	81.8
			DICMANIS Intars	4.91	=13	19.78	17	28.74	19	37.92	19	43.19	19	48.22	18	+0.70	132.2	82.1
				4.92	14	19.73	=12	28.65	=12	37.83	=13	43.10	14	48.14	13	+0.70	131.9	81.9
				<b>Total :</b>						<b>2:24.43</b>		<b>+1.93</b>						
14	19	RUS-2	POPOV Evgeni	4.89	=11	19.72	=10	28.62	10	37.77	12	43.05	14	48.12	14	+0.60	131.5	81.7
			MAKARTCHUK Piotr	4.88	11	19.69	=9	28.63	12	37.80	14	43.08	=14	48.18	16	+0.66	131.7	81.8
				4.91	=12	19.75	15	28.66	=14	37.85	=15	43.14	15	48.22	15	+0.78	131.2	81.5
				<b>Total :</b>						<b>2:24.52</b>		<b>+2.02</b>						
15	17	FRA-1	MINGEON Bruno	5.05	31	19.99	28	28.87	=27	37.99	22	43.23	19	48.23	17	+0.71	132.5	82.3
			HOSTACHE Emanuel	5.04	30	19.92	=26	28.79	=23	37.86	17	43.07	13	48.03	=10	+0.51	133.1	82.7
				5.08	=31	20.04	30	28.89	25	38.00	=19	43.25	18	48.27	17	+0.83	132.1	82.1
				<b>Total :</b>						<b>2:24.53</b>		<b>+2.03</b>						
16	12	CZE-1	PUSKAR Pavel	4.85	8	19.66	6	28.58	=8	37.79	=13	43.10	15	48.22	16	+0.70	130.8	81.2
			KOBIAN Jan	4.87	=9	19.65	8	28.54	7	37.67	8	42.95	9	48.03	=10	+0.51	131.4	81.6
				4.88	=9	19.69	9	28.62	10	37.89	17	43.23	17	48.35	=18	+0.91	130.3	80.9
				<b>Total :</b>						<b>2:24.60</b>		<b>+2.10</b>						
17	20	NED-1	GLAS Arend	4.87	9	19.67	7	28.58	=8	37.83	16	43.17	17	48.26	18	+0.74	130.5	81.1
			WELTEN Marcel	4.87	=9	19.71	=11	28.65	=14	37.85	16	43.17	=17	48.23	19	+0.71	131.2	81.5
				4.88	=9	19.70	10	28.63	11	37.85	=15	43.17	16	48.26	16	+0.82	131.0	81.4
				<b>Total :</b>						<b>2:24.75</b>		<b>+2.25</b>						



TWO-MAN, AFTER HEAT 3  
BOB À DEUX, HOMMES, APRÈS 3e MANCHE

UTAH OLYMPIC PARK SUN 17 FEB 2002 / DIM 17 FEV 2002 START TIME / DEBUT 15:00

Rk	Bib No.	Team	Name	Push Time	Rk	Int.1 Rk	Int.2 Rk	Int.3 Rk	Int.4 Rk	Finish Time	Rk	Time Behind	Speed (km/h)	(mph)	Rec.
18	32	CZE-2	DANILEVIC Ivo GOMOLA Roman	4.92 =15	19.82 =18	28.73 =19	37.86 17	43.12 16	48.19 15	+0.67	132.9	82.6			
				4.91 =13	19.82 22	28.75 =20	37.93 20	43.21 20	48.28 20	+0.76	132.2	82.1			
				4.94 =16	19.83 =17	28.79 =20	38.00 =19	43.29 =19	48.35 =18	+0.91	132.0	82.0			
				<b>Total :</b>		<b>2:24.82</b>	<b>+2.32</b>								
19	16	NOR-1	KRISTIANSEN Arnfinn ROEYLAND Bjarne	4.92 =15	19.82 =18	28.74 21	37.93 19	43.22 18	48.34 19	+0.82	130.8	81.2			
				4.95 =20	19.80 =19	28.73 18	37.90 18	43.17 =17	48.21 17	+0.69	131.9	81.9			
				4.97 20	19.87 =23	28.80 22	38.03 21	43.36 21	48.46 21	+1.02	130.7	81.2			
				<b>Total :</b>		<b>2:25.01</b>	<b>+2.51</b>								
20	9	RUS-1	ZOUBKOV Alexandr STEPUSCHKIN Dmitri	4.83 =2	19.78 15	28.81 =24	38.13 28	43.53 29	48.71 29	+1.19	129.3	80.3			
				4.83 =4	19.62 =6	28.57 9	37.77 =11	43.08 =14	48.16 =13	+0.64	131.3	81.6			
				4.85 7	19.66 7	28.57 =8	37.77 9	43.08 13	48.15 14	+0.71	131.4	81.6			
				<b>Total :</b>		<b>2:25.02</b>	<b>+2.52</b>								
21	14	MON-1	SERVELLE Patrice GATTUSO Sebastien	4.93 17	19.84 23	28.78 22	37.96 21	43.27 =20	48.37 20	+0.85	131.7	81.8			
				4.93 =17	19.79 18	28.75 =20	38.03 23	43.40 24	48.56 25	+1.04	130.6	81.1			
				4.95 19	19.84 20	28.77 =18	37.96 18	43.29 =19	48.43 20	+0.99	131.0	81.4			
				<b>Total :</b>		<b>2:25.36</b>	<b>+2.86</b>								
22	7	CAN-2	MORIN Yannik SOKOLOWSKI John	4.96 23	19.83 =20	28.73 =19	37.95 20	43.29 22	48.41 =21	+0.89	129.8	80.6			
				4.99 26	19.89 25	28.84 26	38.08 26	43.41 25	48.50 23	+0.98	130.1	80.8			
				4.98 =21	19.87 =23	28.79 =20	38.05 22	43.40 22	48.55 23	+1.11	129.1	80.2			
				<b>Total :</b>		<b>2:25.46</b>	<b>+2.96</b>								
23	26	NZL-1	HENDERSON Alan EDMOND Mark	4.97 24	19.89 =24	28.81 =24	38.00 23	43.32 23	48.46 24	+0.94	130.2	80.9			
				4.97 24	19.86 =23	28.77 22	37.98 21	43.27 21	48.36 21	+0.84	132.9	82.6			
				4.99 =23	19.86 22	28.83 24	38.15 25	43.51 26	48.72 =26	+1.28	129.4	80.4			
				<b>Total :</b>		<b>2:25.54</b>	<b>+3.04</b>								
24	29	JPN-1	SUZUKI Hiroshi INOUE Masanori	4.89 =11	19.77 =13	28.68 15	37.91 18	43.27 =20	48.41 =21	+0.89	129.4	80.4			
				4.92 =15	19.81 21	28.79 =23	38.07 25	43.43 27	48.61 27	+1.09	129.4	80.4			
				4.94 =16	19.83 =17	28.81 23	38.11 23	43.45 24	48.58 24	+1.14	130.6	81.1			
				<b>Total :</b>		<b>2:25.60</b>	<b>+3.10</b>								
25	24	GBR-2	SCARISBRICK Neil BRYCE Colin	5.01 =28	19.89 =24	28.80 23	38.03 =24	43.34 24	48.44 23	+0.92	131.0	81.4			
				4.98 25	19.86 =23	28.81 25	38.04 24	43.34 22	48.46 22	+0.94	131.7	81.8			
				4.99 =23	19.96 =25	28.96 =27	38.26 28	43.61 27	48.72 =26	+1.28	130.6	81.1			
				<b>Total :</b>		<b>2:25.62</b>	<b>+3.12</b>								
26	25	ROM-1	ENACHE Florian DUMINICEL Adrian	4.99 27	19.92 27	28.87 =27	38.09 27	43.42 =26	48.52 26	+1.00	130.5	81.1			
				5.01 29	19.92 =26	28.87 27	38.10 27	43.42 26	48.51 24	+0.99	130.3	80.9			
				5.01 28	19.96 =25	28.91 26	38.17 26	43.50 25	48.65 25	+1.21	130.6	81.1			
				<b>Total :</b>		<b>2:25.68</b>	<b>+3.18</b>								



TWO-MAN, AFTER HEAT 3  
BOB À DEUX, HOMMES, APRÈS 3e MANCHE

UTAH OLYMPIC PARK SUN 17 FEB 2002 / DIM 17 FEV 2002 START TIME / DEBUT 15:00

Rk	Bib No.	Team	Name	Push Time	Rk	Int.1 Rk	Int.2 Rk	Int.3 Rk	Int.4 Rk	Finish Time	Rk	Time Behind	Speed (km/h)	(mph)	Rec.			
27	30	IRL-1	DONOHUE Peter	4.98	=25	19.91	26	28.85	26	38.05	26	43.36	25	48.50	25	+0.98	131.0	81.4
			KIERNAN Paul	5.00	=27	19.93	28	29.06	=29	38.43	31	43.82	31	48.95	29	+1.43	129.4	80.4
				5.04	=29	20.02	29	28.96	=27	38.14	24	43.42	23	48.51	22	+1.07	131.2	81.5
				<b>Total :</b>						<b>2:25.96</b>		<b>+3.46</b>						
28	36	JAM-1	WATT Winston Alexander	4.84	7	19.72	=10	28.71	=17	38.03	=24	43.42	=26	48.59	27	+1.07	129.1	80.2
			BROWN Lascelles Oneil	4.83	=4	19.69	=9	28.68	=16	38.01	22	43.39	23	48.58	26	+1.06	129.9	80.7
				4.81	=2	19.72	11	28.77	=18	38.24	27	43.72	28	49.01	28	+1.57	126.8	78.8
				<b>Total :</b>						<b>2:26.18</b>		<b>+3.68</b>						
29	22	JPN-2	OHISHI Hiroaki	5.01	=28	20.00	29	28.94	29	38.15	29	43.47	28	48.61	28	+1.09	130.4	81.0
			MIURA Shinji	5.00	=27	19.94	29	28.93	28	38.21	28	43.54	28	48.70	28	+1.18	130.2	80.9
				5.00	=26	19.99	27	29.07	31	38.45	30	43.85	29	49.08	29	+1.64	128.9	80.1
				<b>Total :</b>						<b>2:26.39</b>		<b>+3.89</b>						
30	38	SVK-1	JAGNESAK Milan	5.08	32	20.06	32	29.05	30	38.36	30	43.75	30	49.00	30	+1.48	128.2	79.6
			KRESTANKO Robert	5.10	32	20.06	32	29.06	=29	38.34	29	43.72	29	48.96	30	+1.44	130.2	80.9
				5.08	=31	20.07	32	29.06	=29	38.43	29	43.93	30	49.28	30	+1.84	125.6	78.0
				<b>Total :</b>						<b>2:27.24</b>		<b>+4.74</b>						
31	31	GRE-1	KAMBANIS John-Andrew	5.16	34	20.19	33	29.16	=31	38.45	31	43.82	31	49.03	31	+1.51	129.2	80.2
			LEIVADITIS Ioannis	5.14	34	20.14	33	29.10	=31	38.41	30	43.81	30	49.06	31	+1.54	128.7	80.0
				5.16	34	20.20	33	29.25	33	38.65	32	44.19	32	49.60	32	+2.16	124.6	77.4
				<b>Total :</b>						<b>2:27.69</b>		<b>+5.19</b>						
32	35	BUL-1	VASILEV Stefan	5.03	30	20.02	31	29.16	=31	38.75	33	44.33	35	49.77	36	+2.25	123.9	77.0
			DANOV Miroslav	5.06	31	20.02	31	29.10	=31	38.53	32	44.01	32	49.35	32	+1.83	126.4	78.5
				5.04	=29	20.01	28	29.06	=29	38.50	31	44.05	31	49.48	31	+2.04	125.0	77.7
				<b>Total :</b>						<b>2:28.60</b>		<b>+6.10</b>						
33	21	UKR-1	IVANYSHYN Oleksandr	4.98	=25	20.01	30	29.17	33	38.64	32	44.14	32	49.47	32	+1.95	126.4	78.5
			STRELTSOV Olexandr	4.96	23	19.96	30	29.12	33	38.57	33	44.07	33	49.43	33	+1.91	126.3	78.4
				4.99	=23	20.06	31	29.22	32	38.76	33	44.34	33	49.77	34	+2.33	125.0	77.7
				<b>Total :</b>						<b>2:28.67</b>		<b>+6.17</b>						
34	27	ARM-1	JANJIGIAN Dan	5.31	37	20.45	36	29.49	36	38.86	35	44.29	34	49.53	33	+2.01	128.0	79.5
			ALEXANDROU Jyorgos	5.27	36	20.35	36	29.41	=35	38.79	34	44.23	34	49.50	34	+1.98	127.5	79.2
				5.29	36	20.45	36	29.54	35	38.96	34	44.42	34	49.75	33	+2.31	127.0	78.9
				<b>Total :</b>						<b>2:28.78</b>		<b>+6.28</b>						
35	28	MEX-1	TAMES Roberto	5.15	33	20.29	34	29.38	34	38.83	34	44.28	33	49.57	34	+2.05	127.8	79.4
			LAUDERDALE Roberto	5.13	33	20.30	=34	29.41	=35	38.87	35	44.35	35	49.65	35	+2.13	127.4	79.2
				5.15	33	20.35	34	29.53	34	39.16	36	44.71	36	50.07	36	+2.63	125.5	77.9
				<b>Total :</b>						<b>2:29.29</b>		<b>+6.79</b>						



TWO-MAN, AFTER HEAT 3  
BOB À DEUX, HOMMES, APRÈS 3e MANCHE

UTAH OLYMPIC PARK SUN 17 FEB 2002 / DIM 17 FEV 2002 START TIME / DEBUT 15:00

Rk	Bib No.	Team	Name	Push Time	Rk	Int.1 Rk	Int.2 Rk	Int.3 Rk	Int.4 Rk	Finish Time	Rk	Time Behind	Speed (km/h)	Speed (mph)	Rec.			
36	34	ISV-1	ZOLLER Zachary	5.29	36	20.59	37	29.69	37	39.08	37	44.54	37	49.81	37	+2.29	127.0	78.9
			WHEELER Quinn	5.28	37	20.46	37	29.56	37	38.97	36	44.45	36	49.76	36	+2.24	126.7	78.7
				5.30	37	20.48	37	29.58	36	39.07	35	44.56	35	49.86	35	+2.42	126.4	78.5
						<b>Total :</b>				<b>2:29.43</b>		<b>+6.93</b>						
37	37	TRI-1	SUN Gregory	5.23	35	20.35	35	29.43	35	38.89	36	44.39	36	49.74	35	+2.22	127.2	79.0
			AGUILERA Errol	5.23	35	20.30 =34	29.39	34	38.98	37	44.61	37	50.07	37	+2.55	124.4	77.3	
				5.28	35	20.43	35	29.79	37	39.51	37	45.19	37	50.68	37	+3.24	123.4	76.7
						<b>Total :</b>				<b>2:30.49</b>		<b>+7.99</b>						
33	PUR-1	GONZALES Michael												DNS				
		REPOLLET Manuel												<b>Total :</b>	<b>DNS</b>			

Notes : In the listing of team names, the pilot is always shown first .

LEGEND

**Rk** Rank      **km/h** kilometers per hour      = Sign indicates a tie for rank      **DNS** Did not start  
**Int.** Intermediate time      **mph** miles per hour      **TR** Track Record  
**Rec.** Records / Record



TWO-MAN HEAT 4  
BOB À DEUX, HOMMES, 4e MANCHE

UTAH OLYMPIC PARK SUN 17 FEB 2002 / DIM 17 FEV 2002 START TIME / DEBUT 17:03

		Push Record	Track Record	
Time		4.80 sec	47.44 sec	
Date		19 OCT 2001	17 FEB 2002	
Team/ Names	USA	HAYS Todd, JOVANOVIC Pavle	GER-1	LANGEN Christoph, ZIMMERMANN Markus

Start Order	Bib No.	Team	Name	Results		Push Time	Int. 1	Int. 2	Int. 3	Int. 4	Finish Time	Total Time
				Heat 1 Heat 2 Heat 3 Total	Rk Rk Rk Rk							
1	17	FRA-1	MINGEON Bruno HOSTACHE Emanuel	48.23	17							
				48.03	=10							
				48.27	17							
				2:24.53	15							
2	19	RUS-2	POPOV Evgeni MAKARTCHUK Piotr	48.12	14							
				48.18	16							
				48.22	15							
				2:24.52	14							
3	23	LAT-2	GUTS Gatis DICMANIS Intars	48.07	12							
				48.22	18							
				48.14	13							
				2:24.43	13							
4	11	GBR-1	JOHNSTON Lee ADAM Marcus	48.04	=10							
				48.16	=13							
				48.05	10							
				2:24.25	12							
5	15	LAT-1	PRUSIS Sandis RULLIS Marcis	48.10	13							
				48.06	12							
				48.08	12							
				2:24.24	11							
6	18	ITA-2	TOSINI Fabrizio la GRASSA Cristian	48.04	=10							
				48.16	=13							
				48.03	9							
				2:24.23	10							
7	13	USA-2	SHIMER Brian STEELE Darrin	47.92	9							
				47.99	9							
				48.07	11							
				2:23.98	9							
8	2	ITA-1	HUBER Guenther TARTAGLIA Antonio	47.84	7							
				47.88	8							
				47.92	8							
				2:23.64	8							



**TWO-MAN HEAT 4**  
**BOB À DEUX, HOMMES, 4e MANCHE**

UTAH OLYMPIC PARK SUN 17 FEB 2002 / DIM 17 FEV 2002 START TIME / DEBUT 17:03

Start Order	Bib No.	Team	Name	Results		Push Time	Int. 1	Int. 2	Int. 3	Int. 4	Finish Time	Total Time	
				Heat 1 Heat 2 Heat 3 Total	Rk Rk Rk Rk								
9	6	AUT-1	STAMPFER Wolfgang	47.91	8								
			SCHUETZENAUER Martin	47.78	7								
				47.72	6								
				2:23.41	7								
10	4	GER-2	SPIES Rene	47.77	6								
			SAGMEISTER Franz	47.69	4								
				47.61	=3								
				2:23.07	6								
11	1	CAN-1	LUEDERS Pierre	47.67	4								
			ZARDO Giulio	47.70	=5								
				47.65	5								
				2:23.02	=4								
12	8	USA-1	HAYS Todd	47.71	5								
			HINES Garrett	47.70	=5								
				47.61	=3								
				2:23.02	=4								
13	5	SUI-2	ANNEN Martin	47.56	3								
			HEFTI Beat	47.64	3								
				47.73	7								
				2:22.93	3								
14	10	SUI-1	REICH Christian	47.52	1								
			ANDERHUB Steve	47.53	2								
				47.45	2								
				2:22.50	=1								
15	3	GER-1	LANGEN Christoph	47.54	2								
			ZIMMERMANN Markus	47.52	1								
				47.44	1								
				2:22.50	=1								
16	12	CZE-1	PUSKAR Pavel	48.22	16								
			KOBIAN Jan	48.03	=10								
				48.35	=18								
				2:24.60	16								
17	20	NED-1	GLAS Arend	48.26	18								
			WELTEN Marcel	48.23	19								
				48.26	16								
				2:24.75	17								



**TWO-MAN HEAT 4**  
**BOB À DEUX, HOMMES, 4e MANCHE**

UTAH OLYMPIC PARK SUN 17 FEB 2002 / DIM 17 FEV 2002 START TIME / DEBUT 17:03

Start Order	Bib No.	Team	Name	Results		Push Time	Int. 1	Int. 2	Int. 3	Int. 4	Finish Time	Total Time
				Heat 1 Heat 2 Heat 3 Total	Rk Rk Rk Rk							
18	32	CZE-2	DANILEVIC Ivo GOMOLA Roman	48.19	15							
				48.28	20							
				48.35	=18							
				2:24.82	18							
19	16	NOR-1	KRISTIANSEN Arnfinn ROEYLAND Bjarne	48.34	19							
				48.21	17							
				48.46	21							
				2:25.01	19							
20	9	RUS-1	ZOUBKOV Alexandr STEPUSCHKIN Dmitri	48.71	29							
				48.16	=13							
				48.15	14							
				2:25.02	20							
21	14	MON-1	SERVELLE Patrice GATTUSO Sebastien	48.37	20							
				48.56	25							
				48.43	20							
				2:25.36	21							
22	7	CAN-2	MORIN Yannik SOKOLOWSKI John	48.41	=21							
				48.50	23							
				48.55	23							
				2:25.46	22							
23	26	NZL-1	HENDERSON Alan EDMOND Mark	48.46	24							
				48.36	21							
				48.72	=26							
				2:25.54	23							
24	29	JPN-1	SUZUKI Hiroshi INOUE Masanori	48.41	=21							
				48.61	27							
				48.58	24							
				2:25.60	24							
25	24	GBR-2	SCARISBRICK Neil BRYCE Colin	48.44	23							
				48.46	22							
				48.72	=26							
				2:25.62	25							
26	25	ROM-1	ENACHE Florian DUMINICEL Adrian	48.52	26							
				48.51	24							
				48.65	25							
				2:25.68	26							





**TWO-MAN HEAT 4**  
**BOB À DEUX, HOMMES, 4e MANCHE**

UTAH OLYMPIC PARK SUN 17 FEB 2002 / DIM 17 FEV 2002 START TIME / DEBUT 17:03

Start Order	Bib No.	Team	Name	Results		Push Time	Int. 1	Int. 2	Int. 3	Int. 4	Finish Time	Total Time
				Heat 1 Heat 2 Heat 3 Total	Rk Rk Rk Rk							
27	30	IRL-1	DONOHOE Peter KIERNAN Paul	48.50	25							
				48.95	29							
				48.51	22							
				2:25.96	27							
28	36	JAM-1	WATT Winston Alexander BROWN Lascelles Oneil	48.59	27							
				48.58	26							
				49.01	28							
				2:26.18	28							
29	22	JPN-2	OHISHI Hiroaki MIURA Shinji	48.61	28							
				48.70	28							
				49.08	29							
				2:26.39	29							
30	38	SVK-1	JAGNESAK Milan KRESTANKO Robert	49.00	30							
				48.96	30							
				49.28	30							
				2:27.24	30							
31	31	GRE-1	KAMBANIS John-Andrew LEIVADITIS Ioannis	49.03	31							
				49.06	31							
				49.60	32							
				2:27.69	31							
32	35	BUL-1	VASILEV Stefan DANOV Miroslav	49.77	36							
				49.35	32							
				49.48	31							
				2:28.60	32							
33	21	UKR-1	IVANYSHYN Oleksandr STRELTSOV Olexandr	49.47	32							
				49.43	33							
				49.77	34							
				2:28.67	33							
34	27	ARM-1	JANJIGIAN Dan ALEXANDROU Jyorgos	49.53	33							
				49.50	34							
				49.75	33							
				2:28.78	34							
35	28	MEX-1	TAMES Roberto LAUDERDALE Roberto	49.57	34							
				49.65	35							
				50.07	36							
				2:29.29	35							



TWO-MAN HEAT 4  
BOB À DEUX, HOMMES, 4e MANCHE

UTAH OLYMPIC PARK SUN 17 FEB 2002 / DIM 17 FEV 2002 START TIME / DEBUT 17:03

Start Order	Bib No.	Team	Name	Results		Push Time	Int. 1	Int. 2	Int. 3	Int. 4	Finish Time	Total Time
				Heat 1 Heat 2 Heat 3 Total	Rk Rk Rk Rk							
36	34	ISV-1	ZOLLER Zachary	49.81	37							
			WHEELER Quinn	49.76	36							
				49.86	35							
				2:29.43	36							
37	37	TRI-1	SUN Gregory	49.74	35							
			AGUILERA Errol	50.07	37							
				50.68	37							
				2:30.49	37							

**Notes :** In the listing of team names, the pilot is always shown first .

**LEGEND**

**Rk** Rank = Sign indicates a tie for rank  
**Int.** Intermediate time



TWO-MAN  
BOB À DEUX, HOMMES

UTAH OLYMPIC PARK SUN 17 FEB 2002 / DIM 17 FEV 2002 START TIME / DEBUT 17:03

	Push Record				Track Record			
Time	4.78 sec				47.44 sec			
Date	17 FEB 2002				17 FEB 2002			
Team/ Names	JAM-1	WATT Winston Alexander, BROWN Lascelles Oneil			GER-1	LANGEN Christoph, ZIMMERMANN Markus		

Rk	Bib No.	Team	Name	Push Time	Rk	Int.1	Rk	Int.2	Rk	Int.3	Rk	Int.4	Rk	Finish Time	Rk	Time Behind	Speed (km/h)	Speed (mph)	Rec.
1	3	GER-1	LANGEN Christoph	4.88	10	19.68	8	28.49	6	37.49	=3	42.65	3	47.54	2	+0.02	135.0	83.9	
			ZIMMERMANN Markus	4.85	7	19.60	5	28.44	5	37.46	3	42.63	2	47.52	1	0.00	135.2	84.0	
				4.86	8	19.56	=5	28.35	1	37.36	1	42.53	1	47.44	1	0.00	134.9	83.8	TR
				4.86	8	19.61	=6	28.45	5	37.50	=3	42.68	2	47.61	1	0.00	134.2	83.4	
								<b>Total :</b>				<b>3:10.11</b>			<b>0.00</b>				
2	10	SUI-1	REICH Christian	4.83	=2	19.55	2	28.37	1	37.43	=1	42.61	1	47.52	1	0.00	134.1	83.3	
			ANDERHUB Steve	4.84	6	19.56	4	28.39	3	37.42	1	42.61	1	47.53	2	+0.01	134.1	83.3	
				4.84	6	19.54	=2	28.36	=2	37.38	2	42.55	2	47.45	2	+0.01	134.5	83.5	
				4.84	6	19.56	4	28.42	4	37.51	5	42.73	5	47.70	4	+0.09	132.9	82.6	
								<b>Total :</b>				<b>3:10.20</b>			<b>+0.09</b>				
3	5	SUI-2	ANNEN Martin	4.82	1	19.54	1	28.39	2	37.43	=1	42.62	2	47.56	3	+0.04	133.9	83.2	
			HEFTI Beat	4.80	=1	19.49	1	28.36	1	37.44	2	42.66	3	47.64	3	+0.12	132.9	82.6	
				4.80	1	19.47	1	28.36	=2	37.49	6	42.74	6	47.73	7	+0.29	132.6	82.4	
				4.79	2	19.48	1	28.35	1	37.45	1	42.69	3	47.69	3	+0.08	132.5	82.3	
								<b>Total :</b>				<b>3:10.62</b>			<b>+0.51</b>				
4	8	USA-1	HAYS Todd	4.83	=2	19.59	=3	28.42	3	37.49	=3	42.72	5	47.71	5	+0.19	133.2	82.7	
			HINES Garrett	4.86	8	19.62	=6	28.49	6	37.55	6	42.76	6	47.70	=5	+0.18	134.0	83.2	
				4.81	=2	19.56	=5	28.40	6	37.46	4	42.66	4	47.61	=3	+0.17	134.0	83.2	
				4.82	4	19.53	3	28.38	2	37.46	2	42.67	1	47.63	2	+0.02	133.7	83.0	
								<b>Total :</b>				<b>3:10.65</b>			<b>+0.54</b>				
5	1	CAN-1	LUEDERS Pierre	4.83	=2	19.60	5	28.44	4	37.50	5	42.71	4	47.67	4	+0.15	132.7	82.4	
			ZARDO Giulio	4.80	=1	19.51	2	28.37	2	37.47	4	42.71	4	47.70	=5	+0.18	132.2	82.1	
				4.82	4	19.55	4	28.39	5	37.47	5	42.68	5	47.65	5	+0.21	132.7	82.4	
				4.81	3	19.51	2	28.39	3	37.50	=3	42.72	4	47.71	5	+0.10	132.4	82.3	
								<b>Total :</b>				<b>3:10.73</b>			<b>+0.62</b>				
6	4	GER-2	SPIES Rene	4.83	=2	19.59	=3	28.47	5	37.57	6	42.79	6	47.77	6	+0.25	132.8	82.5	
			SAGMEISTER Franz	4.81	3	19.53	3	28.41	4	37.51	5	42.72	5	47.69	4	+0.17	132.9	82.6	
				4.83	5	19.54	=2	28.38	4	37.45	3	42.65	3	47.61	=3	+0.17	133.2	82.7	
				4.83	5	19.58	5	28.48	6	37.59	6	42.81	6	47.77	7	+0.16	132.7	82.4	
								<b>Total :</b>				<b>3:10.84</b>			<b>+0.73</b>				



TWO-MAN  
BOB À DEUX, HOMMES

UTAH OLYMPIC PARK SUN 17 FEB 2002 / DIM 17 FEV 2002 START TIME / DEBUT 17:03

Rk	Bib No.	Team	Name	Push Time	Rk	Int.1 Rk	Int.2 Rk	Int.3 Rk	Int.4 Rk	Finish Time	Rk	Time Behind	Speed (km/h)	(mph)	Rec.			
7	6	AUT-1	STAMPFER Wolfgang	4.91	14	19.76	12	28.65	=12	37.73	9	42.93	8	47.91	8	+0.39	133.5	82.9
			SCHUETZENAUER Martir	4.92	=15	19.71	=11	28.56	8	37.61	7	42.81	7	47.78	7	+0.26	133.9	83.2
				4.94	=16	19.73	=12	28.57	=8	37.61	7	42.79	7	47.72	6	+0.28	134.5	83.5
				4.94	=16	19.75	=13	28.61	9	37.66	7	42.84	7	47.75	6	+0.14	134.9	83.8
<b>Total :</b>											<b>3:11.16</b>		<b>+1.05</b>					
8	2	ITA-1	HUBER Guenther	4.95	=21	19.79	=16	28.65	=12	37.71	7	42.90	7	47.84	7	+0.32	134.6	83.6
			TARTAGLIA Antonio	4.95	=20	19.77	=15	28.64	13	37.73	9	42.94	8	47.88	8	+0.36	134.2	83.4
				5.00	=26	19.85	21	28.70	16	37.78	=10	42.99	8	47.92	8	+0.48	134.5	83.5
				4.98	24	19.84	=19	28.73	=15	37.84	=11	43.05	11	48.00	9	+0.39	133.8	83.1
<b>Total :</b>											<b>3:11.64</b>		<b>+1.53</b>					
9	13	USA-2	SHIMER Brian	4.94	=18	19.79	=16	28.65	=12	37.75	10	42.96	9	47.92	9	+0.40	132.8	82.5
			STEELE Darrin	4.95	=20	19.77	=15	28.65	=14	37.77	=11	43.00	10	47.99	9	+0.47	133.0	82.6
				4.98	=21	19.83	=17	28.71	17	37.83	=13	43.07	12	48.07	11	+0.63	132.4	82.3
				4.93	15	19.73	=11	28.62	10	37.75	9	42.97	8	47.95	8	+0.34	132.8	82.5
<b>Total :</b>											<b>3:11.93</b>		<b>+1.82</b>					
10	11	GBR-1	JOHNSTON Lee	4.94	=18	19.83	=20	28.71	=17	37.82	15	43.04	13	48.04	=10	+0.52	132.8	82.5
			ADAM Marcus	4.94	19	19.80	=19	28.68	=16	37.84	15	43.11	16	48.16	=13	+0.64	131.1	81.5
				4.91	=12	19.74	14	28.66	=14	37.81	12	43.05	11	48.05	10	+0.61	132.4	82.3
				4.92	=13	19.76	15	28.63	11	37.78	10	43.02	10	48.02	10	+0.41	132.3	82.2
<b>Total :</b>											<b>3:12.27</b>		<b>+2.16</b>					
=11	15	LAT-1	PRUSIS Sandis	4.90	13	19.69	9	28.55	7	37.72	8	43.02	=10	48.10	13	+0.58	131.4	81.6
			RULLIS Marcis	4.90	12	19.72	13	28.62	11	37.77	=11	43.03	11	48.06	12	+0.54	132.6	82.4
				4.90	11	19.68	8	28.56	7	37.74	8	43.02	=9	48.08	12	+0.64	131.7	81.8
				4.89	=10	19.75	=13	28.74	=17	37.99	=19	43.30	20	48.36	=18	+0.75	131.0	81.4
<b>Total :</b>											<b>3:12.60</b>		<b>+2.49</b>					
=11	18	ITA-2	TOSINI Fabrizio	4.95	=21	19.83	=20	28.70	16	37.79	=13	43.02	=10	48.04	=10	+0.52	132.8	82.5
			la GRASSA Cristian	4.93	=17	19.75	14	28.61	10	37.74	10	43.04	12	48.16	=13	+0.64	130.7	81.2
				4.93	15	19.79	16	28.65	=12	37.78	=10	43.02	=9	48.03	9	+0.59	133.3	82.8
				4.94	=16	19.83	18	28.76	19	37.93	=15	43.24	18	48.37	20	+0.76	130.3	80.9
<b>Total :</b>											<b>3:12.60</b>		<b>+2.49</b>					
=13	17	FRA-1	MINGEON Bruno	5.05	31	19.99	28	28.87	=27	37.99	22	43.23	19	48.23	17	+0.71	132.5	82.3
			HOSTACHE Emanuel	5.04	30	19.92	=26	28.79	=23	37.86	17	43.07	13	48.03	=10	+0.51	133.1	82.7
				5.08	=31	20.04	30	28.89	25	38.00	=19	43.25	18	48.27	17	+0.83	132.1	82.1
				5.06	31	19.97	=28	28.84	22	37.95	17	43.18	14	48.15	12	+0.54	132.8	82.5
<b>Total :</b>											<b>3:12.68</b>		<b>+2.57</b>					
=13	23	LAT-2	GUTS Gatis	4.94	=18	19.77	=13	28.63	11	37.76	11	43.03	12	48.07	12	+0.55	131.7	81.8
			DICMANIS Intars	4.91	=13	19.78	17	28.74	19	37.92	19	43.19	19	48.22	18	+0.70	132.2	82.1
				4.92	14	19.73	=12	28.65	=12	37.83	=13	43.10	14	48.14	13	+0.70	131.9	81.9
				4.92	=13	19.78	16	28.74	=17	37.93	=15	43.21	15	48.25	15	+0.64	132.1	82.1
<b>Total :</b>											<b>3:12.68</b>		<b>+2.57</b>					



TWO-MAN  
BOB À DEUX, HOMMES

UTAH OLYMPIC PARK SUN 17 FEB 2002 / DIM 17 FEV 2002 START TIME / DEBUT 17:03

Rk	Bib No.	Team	Name	Push Time	Rk	Int.1 Rk	Int.2 Rk	Int.3 Rk	Int.4 Rk	Finish Time	Rk	Time Behind	Speed (km/h)	Speed (mph)	Rec.			
15	19	RUS-2	POPOV Evgeni	4.89	=11	19.72	=10	28.62	10	37.77	12	43.05	14	48.12	14	+0.60	131.5	81.7
			MAKARTCHUK Piotr	4.88	11	19.69	=9	28.63	12	37.80	14	43.08	=14	48.18	16	+0.66	131.7	81.8
				4.91	=12	19.75	15	28.66	=14	37.85	=15	43.14	15	48.22	15	+0.78	131.2	81.5
				4.90	12	19.71	10	28.65	13	37.84	=11	43.13	12	48.19	14	+0.58	131.5	81.7
<b>Total :</b>											<b>3:12.71</b>		<b>+2.60</b>					
=16	20	NED-1	GLAS Arend	4.87	9	19.67	7	28.58	=8	37.83	16	43.17	17	48.26	18	+0.74	130.5	81.1
			WELTEN Marcel	4.87	=9	19.71	=11	28.65	=14	37.85	16	43.17	=17	48.23	19	+0.71	131.2	81.5
				4.88	=9	19.70	10	28.63	11	37.85	=15	43.17	16	48.26	16	+0.82	131.0	81.4
				4.89	=10	19.70	9	28.64	12	37.88	14	43.22	16	48.33	17	+0.72	130.4	81.0
<b>Total :</b>											<b>3:13.08</b>		<b>+2.97</b>					
=16	32	CZE-2	DANILEVIC Ivo	4.92	=15	19.82	=18	28.73	=19	37.86	17	43.12	16	48.19	15	+0.67	132.9	82.6
			GOMOLA Roman	4.91	=13	19.82	22	28.75	=20	37.93	20	43.21	20	48.28	20	+0.76	132.2	82.1
				4.94	=16	19.83	=17	28.79	=20	38.00	=19	43.29	=19	48.35	=18	+0.91	132.0	82.0
				4.96	=19	19.85	=21	28.79	=20	37.96	18	43.23	17	48.26	16	+0.65	132.3	82.2
<b>Total :</b>											<b>3:13.08</b>		<b>+2.97</b>					
18	9	RUS-1	ZOUBKOV Alexandr	4.83	=2	19.78	15	28.81	=24	38.13	28	43.53	29	48.71	29	+1.19	129.3	80.3
			STEPUSCHKIN Dmitri	4.83	=4	19.62	=6	28.57	9	37.77	=11	43.08	=14	48.16	=13	+0.64	131.3	81.6
				4.85	7	19.66	7	28.57	=8	37.77	9	43.08	13	48.15	14	+0.71	131.4	81.6
				4.85	7	19.64	8	28.56	7	37.72	8	43.01	9	48.07	11	+0.46	131.8	81.9
<b>Total :</b>											<b>3:13.09</b>		<b>+2.98</b>					
19	12	CZE-1	PUSKAR Pavel	4.85	8	19.66	6	28.58	=8	37.79	=13	43.10	15	48.22	16	+0.70	130.8	81.2
			KOBIAN Jan	4.87	=9	19.65	8	28.54	7	37.67	8	42.95	9	48.03	=10	+0.51	131.4	81.6
				4.88	=9	19.69	9	28.62	10	37.89	17	43.23	17	48.35	=18	+0.91	130.3	80.9
				4.88	9	19.73	=11	28.73	=15	38.03	22	43.37	21	48.50	=21	+0.89	130.1	80.8
<b>Total :</b>											<b>3:13.10</b>		<b>+2.99</b>					
20	16	NOR-1	KRISTIANSEN Arnfinn	4.92	=15	19.82	=18	28.74	21	37.93	19	43.22	18	48.34	19	+0.82	130.8	81.2
			ROEYLAND Bjarne	4.95	=20	19.80	=19	28.73	18	37.90	18	43.17	=17	48.21	17	+0.69	131.9	81.9
				4.97	20	19.87	=23	28.80	22	38.03	21	43.36	21	48.46	21	+1.02	130.7	81.2
				4.95	18	19.82	17	28.72	14	37.87	13	43.14	13	48.17	13	+0.56	131.6	81.8
<b>Total :</b>											<b>3:13.18</b>		<b>+3.07</b>					
21	29	JPN-1	SUZUKI Hiroshi	4.89	=11	19.77	=13	28.68	15	37.91	18	43.27	=20	48.41	=21	+0.89	129.4	80.4
			INOUE Masanori	4.92	=15	19.81	21	28.79	=23	38.07	25	43.43	27	48.61	27	+1.09	129.4	80.4
				4.94	=16	19.83	=17	28.81	23	38.11	23	43.45	24	48.58	24	+1.14	130.6	81.1
				4.96	=19	19.84	=19	28.79	=20	37.99	=19	43.28	19	48.36	=18	+0.75	131.3	81.6
<b>Total :</b>											<b>3:13.96</b>		<b>+3.85</b>					
=22	14	MON-1	SERVELLE Patrice	4.93	17	19.84	23	28.78	22	37.96	21	43.27	=20	48.37	20	+0.85	131.7	81.8
			GATTUSO Sebastien	4.93	=17	19.79	18	28.75	=20	38.03	23	43.40	24	48.56	25	+1.04	130.6	81.1
				4.95	19	19.84	20	28.77	=18	37.96	18	43.29	=19	48.43	20	+0.99	131.0	81.4
				4.97	=22	19.92	25	28.90	26	38.21	27	43.60	28	48.76	=27	+1.15	129.6	80.5
<b>Total :</b>											<b>3:14.12</b>		<b>+4.01</b>					



TWO-MAN  
BOB À DEUX, HOMMES

UTAH OLYMPIC PARK SUN 17 FEB 2002 / DIM 17 FEV 2002 START TIME / DEBUT 17:03

Rk	Bib No.	Team	Name	Push Time	Rk	Int.1 Rk	Int.2 Rk	Int.3 Rk	Int.4 Rk	Finish Time	Rk	Time Behind	Speed (km/h)	Speed (mph)	Rec.			
=22	24	GBR-2	SCARISBRICK Neil	5.01	=28	19.89	=24	28.80	23	38.03	=24	43.34	24	48.44	23	+0.92	131.0	81.4
			BRYCE Colin	4.98	25	19.86	=23	28.81	25	38.04	24	43.34	22	48.46	22	+0.94	131.7	81.8
				4.99	=23	19.96	=25	28.96	=27	38.26	28	43.61	27	48.72	=26	+1.28	130.6	81.1
				5.03	=28	19.95	27	28.91	27	38.13	24	43.42	22	48.50	=21	+0.89	131.8	81.9
										<b>Total :</b>		<b>3:14.12</b>		<b>+4.01</b>				
24	7	CAN-2	MORIN Yannik	4.96	23	19.83	=20	28.73	=19	37.95	20	43.29	22	48.41	=21	+0.89	129.8	80.6
			SOKOLOWSKI John	4.99	26	19.89	25	28.84	26	38.08	26	43.41	25	48.50	23	+0.98	130.1	80.8
				4.98	=21	19.87	=23	28.79	=20	38.05	22	43.40	22	48.55	23	+1.11	129.1	80.2
				5.00	=25	19.90	24	28.88	23	38.16	25	43.53	25	48.70	=24	+1.09	128.6	79.9
										<b>Total :</b>		<b>3:14.16</b>		<b>+4.05</b>				
25	25	ROM-1	ENACHE Florian	4.99	27	19.92	27	28.87	=27	38.09	27	43.42	=26	48.52	26	+1.00	130.5	81.1
			DUMINICEL Adrian	5.01	29	19.92	=26	28.87	27	38.10	27	43.42	26	48.51	24	+0.99	130.3	80.9
				5.01	28	19.96	=25	28.91	26	38.17	26	43.50	25	48.65	25	+1.21	130.6	81.1
				5.03	=28	19.94	26	28.89	=24	38.18	26	43.56	=26	48.75	26	+1.14	128.3	79.7
										<b>Total :</b>		<b>3:14.43</b>		<b>+4.32</b>				
26	30	IRL-1	DONOHOE Peter	4.98	=25	19.91	26	28.85	26	38.05	26	43.36	25	48.50	25	+0.98	131.0	81.4
			KIERNAN Paul	5.00	=27	19.93	28	29.06	=29	38.43	31	43.82	31	48.95	29	+1.43	129.4	80.4
				5.04	=29	20.02	29	28.96	=27	38.14	24	43.42	23	48.51	22	+1.07	131.2	81.5
				5.03	=28	19.98	30	28.94	28	38.12	23	43.43	23	48.51	23	+0.90	131.5	81.7
										<b>Total :</b>		<b>3:14.47</b>		<b>+4.36</b>				
27	26	NZL-1	HENDERSON Alan	4.97	24	19.89	=24	28.81	=24	38.00	23	43.32	23	48.46	24	+0.94	130.2	80.9
			EDMOND Mark	4.97	24	19.86	=23	28.77	22	37.98	21	43.27	21	48.36	21	+0.84	132.9	82.6
				4.99	=23	19.86	22	28.83	24	38.15	25	43.51	26	48.72	=26	+1.28	129.4	80.4
				4.97	=22	19.86	23	29.19	32	38.73	32	44.16	33	49.36	32	+1.75	128.3	79.7
										<b>Total :</b>		<b>3:14.90</b>		<b>+4.79</b>				
28	36	JAM-1	WATT Winston Alexander	4.84	7	19.72	=10	28.71	=17	38.03	=24	43.42	=26	48.59	27	+1.07	129.1	80.2
			BROWN Lascelles Oneil	4.83	=4	19.69	=9	28.68	=16	38.01	22	43.39	23	48.58	26	+1.06	129.9	80.7
				4.81	=2	19.72	11	28.77	=18	38.24	27	43.72	28	49.01	28	+1.57	126.8	78.8
				4.78	1	19.61	=6	28.60	8	38.00	21	43.46	24	48.76	=27	+1.15	126.7	78.7
										<b>Total :</b>		<b>3:14.94</b>		<b>+4.83</b>				PR
29	22	JPN-2	OHISHI Hiroaki	5.01	=28	20.00	29	28.94	29	38.15	29	43.47	28	48.61	28	+1.09	130.4	81.0
			MIURA Shinji	5.00	=27	19.94	29	28.93	28	38.21	28	43.54	28	48.70	28	+1.18	130.2	80.9
				5.00	=26	19.99	27	29.07	31	38.45	30	43.85	29	49.08	29	+1.64	128.9	80.1
				5.01	27	19.97	=28	28.96	29	38.23	28	43.56	=26	48.70	=24	+1.09	130.5	81.1
										<b>Total :</b>		<b>3:15.09</b>		<b>+4.98</b>				
30	38	SVK-1	JAGNESAK Milan	5.08	32	20.06	32	29.05	30	38.36	30	43.75	30	49.00	30	+1.48	128.2	79.6
			KRESTANKO Robert	5.10	32	20.06	32	29.06	=29	38.34	29	43.72	29	48.96	30	+1.44	130.2	80.9
				5.08	=31	20.07	32	29.06	=29	38.43	29	43.93	30	49.28	30	+1.84	125.6	78.0
				5.09	32	20.02	=31	28.99	30	38.27	29	43.64	29	48.87	29	+1.26	128.6	79.9
										<b>Total :</b>		<b>3:16.11</b>		<b>+6.00</b>				



TWO-MAN  
BOB À DEUX, HOMMES

UTAH OLYMPIC PARK SUN 17 FEB 2002 / DIM 17 FEV 2002 START TIME / DEBUT 17:03



Rk	Bib No.	Team	Name	Push Time	Rk	Int.1 Rk	Int.2 Rk	Int.3 Rk	Int.4 Rk	Finish Time	Rk	Time Behind	Speed (km/h)	(mph)	Rec.			
31	31	GRE-1	KAMBANIS John-Andrew LEIVADITIS Ioannis	5.16	34	20.19	33	29.16	=31	38.45	31	43.82	31	49.03	31	+1.51	129.2	80.2
				5.14	34	20.14	33	29.10	=31	38.41	30	43.81	30	49.06	31	+1.54	128.7	80.0
				5.16	34	20.20	33	29.25	33	38.65	32	44.19	32	49.60	32	+2.16	124.6	77.4
				5.18	34	20.19	33	29.16	31	38.44	31	43.80	30	48.97	30	+1.36	129.2	80.2
				<b>Total :</b>						<b>3:16.66</b>		<b>+6.55</b>						
32	35	BUL-1	VASILEV Stefan DANOV Miroslav	5.03	30	20.02	31	29.16	=31	38.75	33	44.33	35	49.77	36	+2.25	123.9	77.0
				5.06	31	20.02	31	29.10	=31	38.53	32	44.01	32	49.35	32	+1.83	126.4	78.5
				5.04	=29	20.01	28	29.06	=29	38.50	31	44.05	31	49.48	31	+2.04	125.0	77.7
				4.96	=19	19.85	=21	28.89	=24	38.35	30	43.92	31	49.42	33	+1.81	123.5	76.7
				<b>Total :</b>						<b>3:18.02</b>		<b>+7.91</b>						
33	27	ARM-1	JANJIGIAN Dan ALEXANDROU Jyorgos	5.31	37	20.45	36	29.49	36	38.86	35	44.29	34	49.53	33	+2.01	128.0	79.5
				5.27	36	20.35	36	29.41	=35	38.79	34	44.23	34	49.50	34	+1.98	127.5	79.2
				5.29	36	20.45	36	29.54	35	38.96	34	44.42	34	49.75	33	+2.31	127.0	78.9
				5.31	37	20.38	35	29.40	34	38.74	33	44.13	32	49.33	31	+1.72	129.1	80.2
				<b>Total :</b>						<b>3:18.11</b>		<b>+8.00</b>						
34	21	UKR-1	IVANYSHYN Oleksandr STRELTSOV Olexandr	4.98	=25	20.01	30	29.17	33	38.64	32	44.14	32	49.47	32	+1.95	126.4	78.5
				4.96	23	19.96	30	29.12	33	38.57	33	44.07	33	49.43	33	+1.91	126.3	78.4
				4.99	=23	20.06	31	29.22	32	38.76	33	44.34	33	49.77	34	+2.33	125.0	77.7
				5.00	=25	20.02	=31	29.22	33	38.76	34	44.33	34	49.75	35	+2.14	124.7	77.5
				<b>Total :</b>						<b>3:18.42</b>		<b>+8.31</b>						
35	28	MEX-1	TAMES Roberto LAUDERDALE Roberto	5.15	33	20.29	34	29.38	34	38.83	34	44.28	33	49.57	34	+2.05	127.8	79.4
				5.13	33	20.30	=34	29.41	=35	38.87	35	44.35	35	49.65	35	+2.13	127.4	79.2
				5.15	33	20.35	34	29.53	34	39.16	36	44.71	36	50.07	36	+2.63	125.5	77.9
				5.14	33	20.29	34	29.44	35	38.95	36	44.46	36	49.82	36	+2.21	126.0	78.3
				<b>Total :</b>						<b>3:19.11</b>		<b>+9.00</b>						
36	34	ISV-1	ZOLLER Zachary WHEELER Quinn	5.29	36	20.59	37	29.69	37	39.08	37	44.54	37	49.81	37	+2.29	127.0	78.9
				5.28	37	20.46	37	29.56	37	38.97	36	44.45	36	49.76	36	+2.24	126.7	78.7
				5.30	37	20.48	37	29.58	36	39.07	35	44.56	35	49.86	35	+2.42	126.4	78.5
				5.30	36	20.49	37	29.62	37	39.08	37	44.61	37	50.01	37	+2.40	125.3	77.8
				<b>Total :</b>						<b>3:19.44</b>		<b>+9.33</b>						
37	37	TRI-1	SUN Gregory AGUILERA Errol	5.23	35	20.35	35	29.43	35	38.89	36	44.39	36	49.74	35	+2.22	127.2	79.0
				5.23	35	20.30	=34	29.39	34	38.98	37	44.61	37	50.07	37	+2.55	124.4	77.3
				5.28	35	20.43	35	29.79	37	39.51	37	45.19	37	50.68	37	+3.24	123.4	76.7
				5.28	35	20.40	36	29.46	36	38.89	35	44.39	35	49.69	34	+2.08	127.5	79.2
				<b>Total :</b>						<b>3:20.18</b>		<b>+10.07</b>						
33	PUR-1	GONZALES Michael REPOLLET Manuel											DNS					
													<b>Total :</b>	<b>DNS</b>				



TWO-MAN  
BOB À DEUX, HOMMES

UTAH OLYMPIC PARK SUN 17 FEB 2002 / DIM 17 FEV 2002 START TIME / DEBUT 17:03

Rk	Bib No.	Team Name	Push Time	Rk	Int.1 Rk	Int.2 Rk	Int.3 Rk	Int.4 Rk	Finish Time	Rk	Time Behind	Speed (km/h) (mph)	Rec.
----	---------	-----------	-----------	----	----------	----------	----------	----------	-------------	----	-------------	--------------------	------

 Race Director	 Jury President
--	---

**Notes :** In the listing of team names, the pilot is always shown first .

<b>LEGEND</b>			
<b>Rk</b>	Rank	<b>km/h</b>	kilometers per hour
<b>Int.</b>	Intermediate time	<b>mph</b>	miles per hour
<b>Rec.</b>	Records / Record	<b>PR</b>	Push Record
		<b>=</b>	Sign indicates a tie for rank
		<b>DNS</b>	Did not start





TWO-MAN, AFTER HEAT 4  
BOB À DEUX, HOMMES, APRÈS 4e MANCHE

UTAH OLYMPIC PARK SUN 17 FEB 2002 / DIM 17 FEV 2002 START TIME / DEBUT 17:03

	Push Record				Track Record			
Time	4.78 sec				47.44 sec			
Date	17 FEB 2002				17 FEB 2002			
Team/ Names	JAM-1	WATT Winston Alexander, BROWN Lascelles Oneil			GER-1	LANGEN Christoph, ZIMMERMANN Markus		

Rk	Bib No.	Team	Name	Push Time	Rk	P-1 Rk	1-2 Rk	2-3 Rk	3-4 Rk	4-F Rk	Finish Time	Rk	Time Behind	Speed (km/h)	Speed (mph)					
1	3	GER-1	LANGEN Christoph ZIMMERMANN Markus	4.88	10	14.80	=7	8.81	1	9.00	1	5.16	1	4.89	1	47.54	2	+0.02	135.0	83.9
				4.85	7	14.75	5	8.84	2	9.02	1	5.17	1	4.89	1	47.52	1	0.00	135.2	84.0
				4.86	8	14.70	=2	8.79	1	9.01	1	5.17	=1	4.91	2	47.44	1	0.00	134.9	83.8
				4.86	8	14.75	=5	8.84	1	9.05	=1	5.18	=1	4.93	2	47.61	1	0.00	134.2	83.4
												<b>Total :</b>	<b>3:10.11</b>	<b>0.00</b>						
2	10	SUI-1	REICH Christian ANDERHUB Steve	4.83	=2	14.72	=1	8.82	2	9.06	=3	5.18	2	4.91	2	47.52	1	0.00	134.1	83.3
				4.84	6	14.72	=3	8.83	1	9.03	2	5.19	2	4.92	2	47.53	2	+0.01	134.1	83.3
				4.84	6	14.70	=2	8.82	2	9.02	2	5.17	=1	4.90	1	47.45	2	+0.01	134.5	83.5
				4.84	6	14.72	4	8.86	=3	9.09	4	5.22	=5	4.97	=6	47.70	4	+0.09	132.9	82.6
												<b>Total :</b>	<b>3:10.20</b>	<b>+0.09</b>						
3	5	SUI-2	ANNEN Martin HEFTI Beat	4.82	1	14.72	=1	8.85	5	9.04	2	5.19	=3	4.94	=3	47.56	3	+0.04	133.9	83.2
				4.80	=1	14.69	1	8.87	=6	9.08	6	5.22	8	4.98	8	47.64	3	+0.12	132.9	82.6
				4.80	1	14.67	1	8.89	12	9.13	=10	5.25	=11	4.99	8	47.73	7	+0.29	132.6	82.4
				4.79	2	14.69	1	8.87	=5	9.10	5	5.24	=10	5.00	=10	47.69	3	+0.08	132.5	82.3
												<b>Total :</b>	<b>3:10.62</b>	<b>+0.51</b>						
4	8	USA-1	HAYS Todd HINES Garrett	4.83	=2	14.76	=3	8.83	3	9.07	6	5.23	=10	4.99	9	47.71	5	+0.19	133.2	82.7
				4.86	8	14.76	6	8.87	=6	9.06	4	5.21	=4	4.94	=3	47.70	=5	+0.18	134.0	83.2
				4.81	=2	14.75	6	8.84	=3	9.06	4	5.20	=4	4.95	5	47.61	=3	+0.17	134.0	83.2
				4.82	4	14.71	3	8.85	2	9.08	3	5.21	=3	4.96	=4	47.63	2	+0.02	133.7	83.0
												<b>Total :</b>	<b>3:10.65</b>	<b>+0.54</b>						
5	1	CAN-1	LUEDERS Pierre ZARDO Giulio	4.83	=2	14.77	5	8.84	4	9.06	=3	5.21	=6	4.96	=5	47.67	4	+0.15	132.7	82.4
				4.80	=1	14.71	2	8.86	=4	9.10	=8	5.24	10	4.99	=9	47.70	=5	+0.18	132.2	82.1
				4.82	4	14.73	5	8.84	=3	9.08	=6	5.21	=6	4.97	7	47.65	5	+0.21	132.7	82.4
				4.81	3	14.70	2	8.88	8	9.11	=6	5.22	=5	4.99	9	47.71	5	+0.10	132.4	82.3
												<b>Total :</b>	<b>3:10.73</b>	<b>+0.62</b>						
6	4	GER-2	SPIES Rene SAGMEISTER Franz	4.83	=2	14.76	=3	8.88	=11	9.10	=9	5.22	=8	4.98	=7	47.77	6	+0.25	132.8	82.5
				4.81	3	14.72	=3	8.88	=10	9.10	=8	5.21	=4	4.97	=6	47.69	4	+0.17	132.9	82.6
				4.83	5	14.71	4	8.84	=3	9.07	5	5.20	=4	4.96	6	47.61	=3	+0.17	133.2	82.7
				4.83	5	14.75	=5	8.90	=11	9.11	=6	5.22	=5	4.96	=4	47.77	7	+0.16	132.7	82.4
												<b>Total :</b>	<b>3:10.84</b>	<b>+0.73</b>						
7	6	AUT-1	STAMPFER Wolfgang SCHUETZENAUER Martii	4.91	14	14.85	=13	8.89	14	9.08	7	5.20	5	4.98	=7	47.91	8	+0.39	133.5	82.9
				4.92	=15	14.79	=8	8.85	3	9.05	3	5.20	3	4.97	=6	47.78	7	+0.26	133.9	83.2
				4.94	=16	14.79	8	8.84	=3	9.04	3	5.18	3	4.93	=3	47.72	6	+0.28	134.5	83.5
				4.94	=16	14.81	=9	8.86	=3	9.05	=1	5.18	=1	4.91	1	47.75	6	+0.14	134.9	83.8
												<b>Total :</b>	<b>3:11.16</b>	<b>+1.05</b>						



TWO-MAN, AFTER HEAT 4  
BOB À DEUX, HOMMES, APRÈS 4e MANCHE

UTAH OLYMPIC PARK SUN 17 FEB 2002 / DIM 17 FEV 2002 START TIME / DEBUT 17:03

Rk	Bib No.	Team	Name	Push Time	Rk	P-1 Rk	1-2 Rk	2-3 Rk	3-4 Rk	4-F Rk	Finish Time	Rk	Time Behind	Speed (km/h)	Speed (mph)					
8	2	ITA-1	HUBER Guenther	4.95	=21	14.84	12	8.86	=6	9.06	=3	5.19	=3	4.94	=3	47.84	7	+0.32	134.6	83.6
			TARTAGLIA Antonio	4.95	=20	14.82	=11	8.87	=6	9.09	7	5.21	=4	4.94	=3	47.88	8	+0.36	134.2	83.4
				5.00	=26	14.85	=15	8.85	=7	9.08	=6	5.21	=6	4.93	=3	47.92	8	+0.48	134.5	83.5
				4.98	24	14.86	=15	8.89	=9	9.11	=6	5.21	=3	4.95	3	48.00	9	+0.39	133.8	83.1
												<b>Total :</b>	<b>3:11.64</b>			<b>+1.53</b>				
9	13	USA-2	SHIMER Brian	4.94	=18	14.85	=13	8.86	=6	9.10	=9	5.21	=6	4.96	=5	47.92	9	+0.40	132.8	82.5
			STEELE Darrin	4.95	=20	14.82	=11	8.88	=10	9.12	10	5.23	9	4.99	=9	47.99	9	+0.47	133.0	82.6
				4.98	=21	14.85	=15	8.88	=10	9.12	9	5.24	=8	5.00	=9	48.07	11	+0.63	132.4	82.3
				4.93	15	14.80	8	8.89	=9	9.13	10	5.22	=5	4.98	8	47.95	8	+0.34	132.8	82.5
												<b>Total :</b>	<b>3:11.93</b>			<b>+1.82</b>				
10	11	GBR-1	JOHNSTON Lee	4.94	=18	14.89	20	8.88	=11	9.11	11	5.22	=8	5.00	=10	48.04	=10	+0.52	132.8	82.5
			ADAM Marcus	4.94	19	14.86	=17	8.88	=10	9.16	14	5.27	=12	5.05	14	48.16	=13	+0.64	131.1	81.5
				4.91	=12	14.83	13	8.92	=15	9.15	12	5.24	=8	5.00	=9	48.05	10	+0.61	132.4	82.3
				4.92	=13	14.84	13	8.87	=5	9.15	=11	5.24	=10	5.00	=10	48.02	10	+0.41	132.3	82.2
												<b>Total :</b>	<b>3:12.27</b>			<b>+2.16</b>				
=11	15	LAT-1	PRUSIS Sandis	4.90	13	14.79	6	8.86	=6	9.17	16	5.30	17	5.08	16	48.10	13	+0.58	131.4	81.6
			RULLIS Marcis	4.90	12	14.82	=11	8.90	14	9.15	13	5.26	11	5.03	=11	48.06	12	+0.54	132.6	82.4
				4.90	11	14.78	7	8.88	=10	9.18	=13	5.28	=14	5.06	=14	48.08	12	+0.64	131.7	81.8
				4.89	=10	14.86	=15	8.99	=27	9.25	22	5.31	=19	5.06	=15	48.36	=18	+0.75	131.0	81.4
												<b>Total :</b>	<b>3:12.60</b>			<b>+2.49</b>				
=11	18	ITA-2	TOSINI Fabrizio	4.95	=21	14.88	=16	8.87	10	9.09	8	5.23	=10	5.02	12	48.04	=10	+0.52	132.8	82.5
			la GRASSA Cristian	4.93	=17	14.82	=11	8.86	=4	9.13	=11	5.30	=19	5.12	=23	48.16	=13	+0.64	130.7	81.2
				4.93	15	14.86	17	8.86	9	9.13	=10	5.24	=8	5.01	11	48.03	9	+0.59	133.3	82.8
				4.94	=16	14.89	=20	8.93	14	9.17	=14	5.31	=19	5.13	=22	48.37	20	+0.76	130.3	80.9
												<b>Total :</b>	<b>3:12.60</b>			<b>+2.49</b>				
=13	17	FRA-1	MINGEON Bruno	5.05	31	14.94	27	8.88	=11	9.12	12	5.24	12	5.00	=10	48.23	17	+0.71	132.5	82.3
			HOSTACHE Emanuel	5.04	30	14.88	=21	8.87	=6	9.07	5	5.21	=4	4.96	5	48.03	=10	+0.51	133.1	82.7
				5.08	=31	14.96	26	8.85	=7	9.11	8	5.25	=11	5.02	12	48.27	17	+0.83	132.1	82.1
				5.06	31	14.91	=25	8.87	=5	9.11	=6	5.23	9	4.97	=6	48.15	12	+0.54	132.8	82.5
												<b>Total :</b>	<b>3:12.68</b>			<b>+2.57</b>				
=13	23	LAT-2	GUTS Gatis	4.94	=18	14.83	=10	8.86	=6	9.13	=13	5.27	14	5.04	13	48.07	12	+0.55	131.7	81.8
			DICMANIS Intars	4.91	=13	14.87	20	8.96	=24	9.18	=17	5.27	=12	5.03	=11	48.22	18	+0.70	132.2	82.1
				4.92	14	14.81	=9	8.92	=15	9.18	=13	5.27	13	5.04	13	48.14	13	+0.70	131.9	81.9
				4.92	=13	14.86	=15	8.96	=20	9.19	=17	5.28	14	5.04	14	48.25	15	+0.64	132.1	82.1
												<b>Total :</b>	<b>3:12.68</b>			<b>+2.57</b>				
15	19	RUS-2	POPOV Evgeni	4.89	=11	14.83	=10	8.90	=15	9.15	15	5.28	15	5.07	=14	48.12	14	+0.60	131.5	81.7
			MAKARTCHUK Piotr	4.88	11	14.81	10	8.94	=18	9.17	=15	5.28	=15	5.10	22	48.18	16	+0.66	131.7	81.8
				4.91	=12	14.84	14	8.91	=13	9.19	=16	5.29	=16	5.08	17	48.22	15	+0.78	131.2	81.5
				4.90	12	14.81	=9	8.94	=15	9.19	=17	5.29	=15	5.06	=15	48.19	14	+0.58	131.5	81.7
												<b>Total :</b>	<b>3:12.71</b>			<b>+2.60</b>				



TWO-MAN, AFTER HEAT 4  
BOB À DEUX, HOMMES, APRÈS 4<sup>e</sup> MANCHE

UTAH OLYMPIC PARK SUN 17 FEB 2002 / DIM 17 FEV 2002 START TIME / DEBUT 17:03

Rk	Bib No.	Team	Name	Push Time	Rk	P-1 Rk	1-2 Rk	2-3 Rk	3-4 Rk	4-F Rk	Finish Time	Rk	Time Behind	Speed (km/h)	Speed (mph)
=16	20	NED-1	GLAS Arend	4.87	9	14.80 =7	8.91 =17	9.25 27	5.34 =25	5.09 17	48.26	18	+0.74	130.5	81.1
			WELTEN Marcel	4.87	=9	14.84 15	8.94 =18	9.20 =19	5.32 =22	5.06 15	48.23	19	+0.71	131.2	81.5
				4.88	=9	14.82 12	8.93 =18	9.22 20	5.32 19	5.09 =18	48.26	16	+0.82	131.0	81.4
				4.89	=10	14.81 =9	8.94 =15	9.24 21	5.34 =23	5.11 21	48.33	17	+0.72	130.4	81.0
				<b>Total :</b>						<b>3:13.08</b>		<b>+2.97</b>			
=16	32	CZE-2	DANILEVIC Ivo	4.92	=15	14.90 =21	8.91 =17	9.13 =13	5.26 13	5.07 =14	48.19	15	+0.67	132.9	82.6
			GOMOLA Roman	4.91	=13	14.91 =26	8.93 =16	9.18 =17	5.28 =15	5.07 16	48.28	20	+0.76	132.2	82.1
				4.94	=16	14.89 =19	8.96 24	9.21 19	5.29 =16	5.06 =14	48.35	=18	+0.91	132.0	82.0
				4.96	=19	14.89 =20	8.94 =15	9.17 =14	5.27 =12	5.03 =12	48.26	16	+0.65	132.3	82.2
				<b>Total :</b>						<b>3:13.08</b>		<b>+2.97</b>			
18	9	RUS-1	ZOUBKOV Alexandr	4.83	=2	14.95 28	9.03 31	9.32 =30	5.40 31	5.18 29	48.71	29	+1.19	129.3	80.3
			STEPUSCHKIN Dmitri	4.83	=4	14.79 =8	8.95 =20	9.20 =19	5.31 21	5.08 =17	48.16	=13	+0.64	131.3	81.6
				4.85	7	14.81 =9	8.91 =13	9.20 18	5.31 18	5.07 16	48.15	14	+0.71	131.4	81.6
				4.85	7	14.79 7	8.92 13	9.16 13	5.29 =15	5.06 =15	48.07	11	+0.46	131.8	81.9
				<b>Total :</b>						<b>3:13.09</b>		<b>+2.98</b>			
19	12	CZE-1	PUSKAR Pavel	4.85	8	14.81 9	8.92 =21	9.21 =21	5.31 =18	5.12 =21	48.22	16	+0.70	130.8	81.2
			KOBIAN Jan	4.87	=9	14.78 7	8.89 13	9.13 =11	5.28 =15	5.08 =17	48.03	=10	+0.51	131.4	81.6
				4.88	=9	14.81 =9	8.93 =18	9.27 24	5.34 =23	5.12 22	48.35	=18	+0.91	130.3	80.9
				4.88	9	14.85 14	9.00 30	9.30 28	5.34 =23	5.13 =22	48.50	=21	+0.89	130.1	80.8
				<b>Total :</b>						<b>3:13.10</b>		<b>+2.99</b>			
20	16	NOR-1	KRISTIANSEN Arnfinn	4.92	=15	14.90 =21	8.92 =21	9.19 =18	5.29 16	5.12 =21	48.34	19	+0.82	130.8	81.2
			ROEYLAND Bjarne	4.95	=20	14.85 16	8.93 =16	9.17 =15	5.27 =12	5.04 13	48.21	17	+0.69	131.9	81.9
				4.97	20	14.90 23	8.93 =18	9.23 21	5.33 =20	5.10 20	48.46	21	+1.02	130.7	81.2
				4.95	18	14.87 18	8.90 =11	9.15 =11	5.27 =12	5.03 =12	48.17	13	+0.56	131.6	81.8
				<b>Total :</b>						<b>3:13.18</b>		<b>+3.07</b>			
21	29	JPN-1	SUZUKI Hiroshi	4.89	=11	14.88 =16	8.91 =17	9.23 =25	5.36 27	5.14 =24	48.41	=21	+0.89	129.4	80.4
			INOUE Masanori	4.92	=15	14.89 =23	8.98 27	9.28 =25	5.36 26	5.18 28	48.61	27	+1.09	129.4	80.4
				4.94	=16	14.89 =19	8.98 26	9.30 =25	5.34 =23	5.13 23	48.58	24	+1.14	130.6	81.1
				4.96	=19	14.88 19	8.95 =18	9.20 19	5.29 =15	5.08 =18	48.36	=18	+0.75	131.3	81.6
				<b>Total :</b>						<b>3:13.96</b>		<b>+3.85</b>			
=22	14	MON-1	SERVELLE Patrice	4.93	17	14.91 23	8.94 =24	9.18 17	5.31 =18	5.10 =18	48.37	20	+0.85	131.7	81.8
			GATTUSO Sebastien	4.93	=17	14.86 =17	8.96 =24	9.28 =25	5.37 27	5.16 =26	48.56	25	+1.04	130.6	81.1
				4.95	19	14.89 =19	8.93 =18	9.19 =16	5.33 =20	5.14 24	48.43	20	+0.99	131.0	81.4
				4.97	=22	14.95 =29	8.98 =25	9.31 29	5.39 =29	5.16 25	48.76	=27	+1.15	129.6	80.5
				<b>Total :</b>						<b>3:14.12</b>		<b>+4.01</b>			
=22	24	GBR-2	SCARISBRICK Neil	5.01	=28	14.88 =16	8.91 =17	9.23 =25	5.31 =18	5.10 =18	48.44	23	+0.92	131.0	81.4
			BRYCE Colin	4.98	25	14.88 =21	8.95 =20	9.23 =22	5.30 =19	5.12 =23	48.46	22	+0.94	131.7	81.8
				4.99	=23	14.97 =27	9.00 28	9.30 =25	5.35 =25	5.11 21	48.72	=26	+1.28	130.6	81.1
				5.03	=28	14.92 27	8.96 =20	9.22 20	5.29 =15	5.08 =18	48.50	=21	+0.89	131.8	81.9
				<b>Total :</b>						<b>3:14.12</b>		<b>+4.01</b>			



TWO-MAN, AFTER HEAT 4  
BOB À DEUX, HOMMES, APRÈS 4e MANCHE

UTAH OLYMPIC PARK SUN 17 FEB 2002 / DIM 17 FEV 2002 START TIME / DEBUT 17:03

Rk	Bib No.	Team	Name	Push Time	Rk	P-1 Rk	1-2 Rk	2-3 Rk	3-4 Rk	4-F Rk	Finish Time	Rk	Time Behind	Speed (km/h)	Speed (mph)
24	7	CAN-2	MORIN Yannik	4.96	23	14.87	15	8.90 =15	9.22 =23	5.34 =25	5.12 =21	48.41 =21	+0.89	129.8	80.6
			SOKOLOWSKI John	4.99	26	14.90	25	8.95 =20	9.24 24	5.33 =24	5.09 =19	48.50 23	+0.98	130.1	80.8
				4.98 =21	14.89 =19	8.92 =15	9.26 =22	5.35 =25	5.15 =25	48.55 23	+1.11	129.1	80.2		
				5.00 =25	14.90 24	8.98 =25	9.28 =24	5.37 =26	5.17 =26	48.70 =24	+1.09	128.6	79.9		
<b>Total :</b>												<b>3:14.16</b>	<b>+4.05</b>		
25	25	ROM-1	ENACHE Florian	4.99	27	14.93 =25	8.95 27	9.22 =23	5.33 24	5.10 =18	48.52 26	+1.00	130.5	81.1	
			DUMINICEL Adrian	5.01	29	14.91 =26	8.95 =20	9.23 =22	5.32 =22	5.09 =19	48.51 24	+0.99	130.3	80.9	
				5.01 28	14.95 25	8.95 23	9.26 =22	5.33 =20	5.15 =25	48.65 25	+1.21	130.6	81.1		
				5.03 =28	14.91 =25	8.95 =18	9.29 27	5.38 28	5.19 28	48.75 26	+1.14	128.3	79.7		
<b>Total :</b>												<b>3:14.43</b>	<b>+4.32</b>		
26	30	IRL-1	DONOHUE Peter	4.98 =25	14.93 =25	8.94 =24	9.20 20	5.31 =18	5.14 =24	48.50 25	+0.98	131.0	81.4		
			KIERNAN Paul	5.00 =27	14.93 28	9.13 36	9.37 31	5.39 30	5.13 25	48.95 29	+1.43	129.4	80.4		
				5.04 =29	14.98 29	8.94 22	9.18 =13	5.28 =14	5.09 =18	48.51 22	+1.07	131.2	81.5		
				5.03 =28	14.95 =29	8.96 =20	9.18 16	5.31 =19	5.08 =18	48.51 23	+0.90	131.5	81.7		
<b>Total :</b>												<b>3:14.47</b>	<b>+4.36</b>		
27	26	NZL-1	HENDERSON Alan	4.97 24	14.92 24	8.92 =21	9.19 =18	5.32 =22	5.14 =24	48.46 24	+0.94	130.2	80.9		
			EDMOND Mark	4.97 24	14.89 =23	8.91 15	9.21 21	5.29 18	5.09 =19	48.36 21	+0.84	132.9	82.6		
				4.99 =23	14.87 18	8.97 25	9.32 27	5.36 27	5.21 27	48.72 =26	+1.28	129.4	80.4		
				4.97 =22	14.89 =20	9.33 37	9.54 =36	5.43 31	5.20 =29	49.36 32	+1.75	128.3	79.7		
<b>Total :</b>												<b>3:14.90</b>	<b>+4.79</b>		
28	36	JAM-1	WATT Winston Alexander	4.84 7	14.88 =16	8.99 =29	9.32 =30	5.39 =29	5.17 28	48.59 27	+1.07	129.1	80.2		
			BROWN Lascelles Oneil	4.83 =4	14.86 =17	8.99 =28	9.33 30	5.38 =28	5.19 29	48.58 26	+1.06	129.9	80.7		
				4.81 =2	14.91 24	9.05 =29	9.47 33	5.48 30	5.29 29	49.01 28	+1.57	126.8	78.8		
				4.78 1	14.83 12	8.99 =27	9.40 31	5.46 32	5.30 =32	48.76 =27	+1.15	126.7	78.7		
<b>Total :</b>												<b>3:14.94</b>	<b>+4.83</b>		
29	22	JPN-2	OHISHI Hiroaki	5.01 =28	14.99 =30	8.94 =24	9.21 =21	5.32 =22	5.14 =24	48.61 28	+1.09	130.4	81.0		
			MIURA Shinji	5.00 =27	14.94 29	8.99 =28	9.28 =25	5.33 =24	5.16 =26	48.70 28	+1.18	130.2	80.9		
				5.00 =26	14.99 =30	9.08 32	9.38 29	5.40 28	5.23 28	49.08 29	+1.64	128.9	80.1		
				5.01 27	14.96 31	8.99 =27	9.27 23	5.33 22	5.14 24	48.70 =24	+1.09	130.5	81.1		
<b>Total :</b>												<b>3:15.09</b>	<b>+4.98</b>		
30	38	SVK-1	JAGNESAK Milan	5.08 32	14.98 29	8.99 =29	9.31 29	5.39 =29	5.25 32	49.00 30	+1.48	128.2	79.6		
			KRESTANKO Robert	5.10 32	14.96 =30	9.00 30	9.28 =25	5.38 =28	5.24 30	48.96 30	+1.44	130.2	80.9		
				5.08 =31	14.99 =30	8.99 27	9.37 28	5.50 32	5.35 32	49.28 30	+1.84	125.6	78.0		
				5.09 32	14.93 28	8.97 =23	9.28 =24	5.37 =26	5.23 31	48.87 29	+1.26	128.6	79.9		
<b>Total :</b>												<b>3:16.11</b>	<b>+6.00</b>		
31	31	GRE-1	KAMBANIS John-Andrew	5.16 34	15.03 =32	8.97 28	9.29 28	5.37 28	5.21 30	49.03 31	+1.51	129.2	80.2		
			LEIVADITIS Ioannis	5.14 34	15.00 =32	8.96 =24	9.31 29	5.40 31	5.25 31	49.06 31	+1.54	128.7	80.0		
				5.16 34	15.04 32	9.05 =29	9.40 30	5.54 33	5.41 34	49.60 32	+2.16	124.6	77.4		
				5.18 34	15.01 32	8.97 =23	9.28 =24	5.36 25	5.17 =26	48.97 30	+1.36	129.2	80.2		
<b>Total :</b>												<b>3:16.66</b>	<b>+6.55</b>		



TWO-MAN, AFTER HEAT 4  
BOB À DEUX, HOMMES, APRÈS 4e MANCHE

UTAH OLYMPIC PARK SUN 17 FEB 2002 / DIM 17 FEV 2002 START TIME / DEBUT 17:03

Rk	Bib No.	Team	Name	Push Time	Rk	P-1 Rk	1-2 Rk	2-3 Rk	3-4 Rk	4-F Rk	Finish Time	Rk	Time Behind	Speed (km/h)	Speed (mph)
32	35	BUL-1	VASILEV Stefan	5.03	30	14.99 =30	9.14 36	9.59 37	5.58 37	5.44 37	49.77	36	+2.25	123.9	77.0
			DANOV Miroslav	5.06	31	14.96 =30	9.08 32	9.43 34	5.48 =33	5.34 35	49.35	32	+1.83	126.4	78.5
				5.04 =29	14.97 =27	9.05 =29	9.44 32	5.55 =34	5.43 =35	49.48	31	+2.04	125.0	77.7	
				4.96 =19	14.89 =20	9.04 32	9.46 =33	5.57 =36	5.50 37	49.42	33	+1.81	123.5	76.7	
<b>Total :</b>											<b>3:18.02</b>		<b>+7.91</b>		
33	27	ARM-1	JANJIGIAN Dan	5.31	37	15.14 =35	9.04 32	9.37 32	5.43 32	5.24 31	49.53	33	+2.01	128.0	79.5
			ALEXANDROU Jyorgos	5.27	36	15.08 35	9.06 31	9.38 32	5.44 32	5.27 32	49.50	34	+1.98	127.5	79.2
				5.29	36	15.16 35	9.09 33	9.42 31	5.46 29	5.33 31	49.75	33	+2.31	127.0	78.9
				5.31	37	15.07 34	9.02 31	9.34 30	5.39 =29	5.20 =29	49.33	31	+1.72	129.1	80.2
<b>Total :</b>											<b>3:18.11</b>		<b>+8.00</b>		
34	21	UKR-1	IVANYSHYN Oleksandr	4.98 =25	15.03 =32	9.16 37	9.47 36	5.50 =35	5.33 35	49.47	32	+1.95	126.4	78.5	
			STRELTSOV Olexandr	4.96	23	15.00 =32	9.16 37	9.45 35	5.50 36	5.36 36	49.43	33	+1.91	126.3	78.4
				4.99 =23	15.07 33	9.16 35	9.54 35	5.58 36	5.43 =35	49.77	34	+2.33	125.0	77.7	
				5.00 =25	15.02 33	9.20 36	9.54 =36	5.57 =36	5.42 36	49.75	35	+2.14	124.7	77.5	
<b>Total :</b>											<b>3:18.42</b>		<b>+8.31</b>		
35	28	MEX-1	TAMES Roberto	5.15	33	15.14 =35	9.09 34	9.45 34	5.45 33	5.29 34	49.57	34	+2.05	127.8	79.4
			LAUDERDALE Roberto	5.13	33	15.17 36	9.11 35	9.46 36	5.48 =33	5.30 33	49.65	35	+2.13	127.4	79.2
				5.15	33	15.20 37	9.18 36	9.63 36	5.55 =34	5.36 33	50.07	36	+2.63	125.5	77.9
				5.14	33	15.15 36	9.15 35	9.51 35	5.51 34	5.36 34	49.82	36	+2.21	126.0	78.3
<b>Total :</b>											<b>3:19.11</b>		<b>+9.00</b>		
36	34	ISV-1	ZOLLER Zachary	5.29	36	15.30 37	9.10 35	9.39 33	5.46 34	5.27 33	49.81	37	+2.29	127.0	78.9
			WHEELER Quinn	5.28	37	15.18 37	9.10 34	9.41 33	5.48 =33	5.31 34	49.76	36	+2.24	126.7	78.7
				5.30	37	15.18 36	9.10 34	9.49 34	5.49 31	5.30 30	49.86	35	+2.42	126.4	78.5
				5.30	36	15.19 37	9.13 34	9.46 =33	5.53 35	5.40 35	50.01	37	+2.40	125.3	77.8
<b>Total :</b>											<b>3:19.44</b>		<b>+9.33</b>		
37	37	TRI-1	SUN Gregory	5.23	35	15.12 34	9.08 33	9.46 35	5.50 =35	5.35 36	49.74	35	+2.22	127.2	79.0
			AGUILERA Errol	5.23	35	15.07 34	9.09 33	9.59 37	5.63 37	5.46 37	50.07	37	+2.55	124.4	77.3
				5.28	35	15.15 34	9.36 37	9.72 37	5.68 37	5.49 37	50.68	37	+3.24	123.4	76.7
				5.28	35	15.12 35	9.06 33	9.43 32	5.50 33	5.30 =32	49.69	34	+2.08	127.5	79.2
<b>Total :</b>											<b>3:20.18</b>		<b>+10.07</b>		
33	PUR-1	GONZALES Michael											DNS		
		REPOLLET Manuel											DNS		
<b>Total :</b>											<b>DNS</b>				

Notes : In the listing of team names, the pilot is always shown first .

LEGEND

Rk Rank km/h kilometers per hour = Sign indicates a tie for rank DNS Did not start  
 Int Intermediate time mph miles per hour  
 P-1, 1-2, 2-3, 3-F Split interval



## DAY 2 / JOUR 2

## TWO-MAN / BOB À DEUX, HOMMES

Participating Teams									
ARM (1)	AUT (1)	BUL (1)	CAN (2)	CZE (2)	FRA (1)	GBR (2)	GER (2)	GRE (1)	IRL (1)
ISV (1)	ITA (2)	JAM (1)	JPN (2)	LAT (2)	MEX (1)	MON (1)	NED (1)	NOR (1)	NZL (1)
PUR (1)	ROM (1)	RUS (2)	SUI (2)	SVK (1)	TRI (1)	UKR (1)	USA (2)		

Track Records Prior to the Games		
	Push Time	Track Time
<b>Time</b>	4.80	47.58
<b>Date</b>	19 OCT 2001	24 FEB 2001
<b>Name</b>	HAYS Todd, JOVANOVIC Pavle	GOETSCHI Reto, GRAND Cedric
<b>NOC Code</b>	USA	SUI

New Track Records				
NOC Code	Names	Push Record	Track Record	Heat Number
GER-1	LANGEN Christoph, ZIMMERMANN Markus		47.54	1
SUI-1	REICH Christian, ANDERHUB Steve		47.52	1
SUI-1	REICH Christian, ANDERHUB Steve		47.45	3
GER-1	LANGEN Christoph, ZIMMERMANN Markus		47.44	3
SUI-2	ANNEN Martin, HEFTI Beat	4.79		4
JAM-1	WATT Winston Alexander, BROWN Lascelles Oneil	4.78		4
<b>Number of Times the Record was Broken</b>		2	4	

Weather Conditions									
Time	14:30	15:00	15:30	16:00	16:30	17:00	17:30	18:00	
<b>Overall Weather Condition</b>	M.Cloudy	M.Cloudy	M.Cloudy	M.Cloudy	P.Cloudy	P.Cloudy	P.Cloudy	P.Cloudy	
<b>Air Temperature (°C/F)</b>	5/41	6.1/43	5.6/42	5/41	3.3/38	3.3/38	2.2/36	1.1/34	
<b>Ice Temperature (°C/F)</b>	-4.5/23	-4.8/23	-4.1/24	-4.9/23	-5.1/22	-5.3/22	-5/23	-5/23	
<b>Humidity</b>	32	30	31	23	34	33	38	34	
<b>Wind Direction</b>	SE	NW	NW	SE	N	SW	SW	SW	
<b>Wind Speed (m/s)</b>	2	1	1	1	1	1	1	1	
<b>Precipitation Accumulation (cm/in per hour)</b>	/	/	/	/	/	/	/	/	

Jury Decisions									
	Run	BIB	Team	Run	BIB	Team	Run	BIB	Team
<b>Explanation</b>	None								

List of Officials			
<b>FIBT President</b>	STOREY Robert	<b>FIBT Secretary General</b>	GARDELLA Ermanno
<b>Technical Delegate</b>	DAL FABBRO Corrado	<b>Technical Delegate</b>	TRACHSEL Hans Joerg
<b>President of the Jury</b>	WERTH Georg	<b>Member of the Jury</b>	MATTLI Jos
<b>Member of the Jury</b>	SCHULTE Manfred	<b>Jury Assistant</b>	GUDZOWSKY Terry
<b>Jury Assistant</b>	ZWERGER Helmut	<b>Race Director</b>	HOLLROCK Mike
<b>Technical Official</b>	CUNEO Robert	<b>Technical Official</b>	GIGACHER Hermann
<b>Technical Official</b>	NITSCH Michael	<b>Technical Official</b>	PANAITESCU RAPAN Dragos Sorin
<b>Physician</b>	McDONAGH David		

LEGEND			
<b>N</b>	North	<b>NW</b>	North-West
<b>SE</b>	South-East	<b>SW</b>	South-West



## TWO-MAN / BOB À DEUX, HOMMES

UTAH OLYMPIC PARK

Prior to the Games					
Name	NOC Code	Push Time (sec)	Finish Time (sec)	Date	Heat Number
HAYS Todd, JOVANOVIC Pavle	USA	4.80		19 OCT 2001	
GOETSCHI Reto, GRAND Cedric	SUI		47.58	24 FEB 2001	

During the Games					
Name	NOC Code	Push Time (sec)	Finish Time (sec)	Date	Heat Number
LANGEN Christoph, ZIMMERMANN Markus	GER-1		47.54	16 FEB 2002	1
REICH Christian, ANDERHUB Steve	SUI-1		47.52	16 FEB 2002	1
REICH Christian, ANDERHUB Steve	SUI-1		47.45	17 FEB 2002	3
LANGEN Christoph, ZIMMERMANN Markus	GER-1		47.44	17 FEB 2002	3
ANNEN Martin, HEFTI Beat	SUI-2	4.79		17 FEB 2002	4
WATT Winston Alexander, BROWN Lascelles Oneil	JAM-1	4.78		17 FEB 2002	4

**Note:** In the listing of team names, the pilot is always shown first.



# Women's





WOMEN'S OFFICIAL TRAINING HEATS 1 & 2  
 DAMES, ENTRAÎNEMENT OFFICIEL MANCHES 1 & 2

UTAH OLYMPIC PARK SAT 16 FEB 2002 / SAM 16 FEV 2002 START TIME / DEBUT 20:30

Start Order	Bib No.	Team	Pilot Name		Push Time	Int. 1	Int. 2	Int. 3	Int. 4	Finish Time	Total Time
1	7	ITA-1	WEISSENSTEINER Gerda	HEAT 1							
				HEAT 2							
2	14	USA-1	RACINE Jean								
3	15	USA-2	BAKKEN Jill								
4	2	GBR-1	DONE Cheryl								
5	3	GBR-2	COY Michelle								
6	13	SWE-1	OLSSON Karin								
7	11	RUS-1	TOKOVAIA Victoria								
8	10	ROM-1	KOVACS Erika								
9	5	GER-1	PROKOFF Sandra								
10	4	GER-2	ERDMANN Susi-Lisa								
11	12	SUI-1	BURDET Francoise								
12	8	NED-1	JURG Eline								
13	9	NED-2	BROEDERS Ilse								
14	6	HUN-1	STREHLI Ildiko								
15	1	CAN-1	SMITH Christina								

**LEGEND**

Int. - Intermediate time



WOMEN'S OFFICIAL TRAINING HEATS 1 & 2  
DAMES, ENTRAÎNEMENT OFFICIEL MANCHES 1 & 2

UTAH OLYMPIC PARK SAT 16 FEB 2002 / SAM 16 FEV 2002 START TIME / DEBUT 21:15

Start Order	Bib No.	Team	Pilot Name	Push Time	Rk	Int. 1	Rk	Int. 2	Rk	Int. 3	Rk	Int. 4	Rk	Finish Time	Rk	Time Behind	Speed (km/h)	Speed (mph)
1	7	ITA-1	WEISSENSTEINER Gt	6.20	13	21.73	13	30.83	13	40.17	13	45.54	12	50.67	=9	+1.51	130.0	80.8
				5.80	12	21.34	12	30.55	12	40.01	12	45.44	11	50.65	9	+1.10	128.6	79.9
2	14	USA-1	RACINE Jean	6.32	14	21.90	14	31.03	14	40.37	14	45.73	14	50.83	13	+1.67	130.0	80.8
				6.32	15	21.94	15	31.05	14	40.37	14	45.72	14	50.84	12	+1.29	130.1	80.8
3	15	USA-2	BAKKEN Jill	5.56	5	20.86	5	30.24	=8	39.79	=8	45.24	8	50.44	7	+1.28	128.1	79.6
				5.58	7	20.89	6	29.97	4	39.24	3	44.56	3	49.64	2	+0.09	131.0	81.4
4	2	GBR-1	DONE Cheryl	5.77	=11	21.17	11	30.33	10	39.81	10	45.32	=9	50.64	8	+1.48	125.9	78.2
				5.70	10	21.08	10	30.23	10	39.68	8	45.14	=6	50.39	6	+0.84	127.5	79.2
5	3	GBR-2	COY Michelle	5.68	8	21.16	10	30.40	11	40.05	12	45.63	13	51.13	14	+1.97	122.9	76.3
				5.99	13	21.46	13	30.61	13	40.06	13	45.51	13	50.76	11	+1.21	128.3	79.7
6	13	SWE-1	OLSSON Karin	5.46	2	20.79	3	30.05	5	39.68	=6	45.22	7	50.67	=9	+1.51	124.9	77.6
				5.56	6	20.95	9	30.21	9	39.90	11	45.48	12	50.92	13	+1.37	123.4	76.7
7	11	RUS-1	TOKOVAIA Victoria	5.55	4	20.81	4	29.92	3	39.36	4	44.84	4	50.14	4	+0.98	127.8	79.4
				5.54	=3	20.86	3	30.03	6	39.52	6	45.33	10	52.34	15	+2.79	109.0	67.7
8	10	ROM-1	KOVACS Erika	6.54	15	22.33	15	31.67	15	41.39	15	47.06	15	52.62	15	+3.46	122.7	76.2
				6.08	14	21.73	14	31.09	15	40.82	15	46.47	15	51.99	14	+2.44	123.3	76.6
9	5	GER-1	PROKOFF Sandra	5.40	1	20.56	1	29.54	1	38.77	1	44.08	1	49.16	1	0.00	131.1	81.5
				5.45	1	20.68	1	29.72	1	39.08	1	44.49	1	49.70	3	+0.15	128.4	79.8
10	4	GER-2	ERDMANN Susi-Lisa	5.50	3	20.77	2	29.88	2	39.25	2	44.62	=2	49.74	2	+0.58	130.0	80.8
				5.55	5	20.84	2	29.96	3	39.38	4	44.80	4	49.99	4	+0.44	128.8	80.0
11	12	SUI-1	BURDET Françoise	5.63	7	20.90	6	29.95	4	39.27	3	44.62	=2	49.75	3	+0.59	129.8	80.6
				5.62	=8	20.93	7	29.94	2	39.19	2	44.50	2	49.55	1	0.00	131.1	81.5
12	8	NED-1	JURG Eline	5.77	=11	21.23	12	30.45	12	39.95	11	45.41	11	50.69	11	+1.53	127.0	78.9
				5.54	=3	20.87	=4	30.00	5	39.41	5	44.87	5	50.16	5	+0.61	126.6	78.7
13	9	NED-2	BROEDERS Ilse	5.70	=9	21.07	9	30.24	=8	39.79	=8	45.32	=9	50.72	12	+1.56	125.4	77.9
				5.52	2	20.87	=4	30.10	7	39.71	9	45.27	9	50.73	10	+1.18	125.0	77.6
14	6	HUN-1	STREHLI Ildiko	5.70	=9	21.05	8	30.22	7	39.68	=6	45.13	=5	50.40	5	+1.24	127.3	79.1
				5.72	11	21.11	11	30.24	11	39.75	10	45.24	8	50.55	8	+1.00	126.4	78.5
15	1	CAN-1	SMITH Christina	5.62	6	21.01	7	30.17	6	39.63	5	45.13	=5	50.42	6	+1.26	127.2	79.0
				5.62	=8	20.94	8	30.11	8	39.59	7	45.14	=6	50.46	7	+0.91	126.0	78.3

**LEGEND**

**Rk** Rank                      **km/h** kilometers per hour  
**Int.** Intermediate time      **mph** miles per hour



WOMEN'S OFFICIAL TRAINING HEATS 3 & 4  
DAMES, ENTRAÎNEMENT OFFICIEL MANCHES 3 & 4

UTAH OLYMPIC PARK SUN 17 FEB 2002 / DIM 17 FEV 2002 START TIME / DEBUT 20:30

Start Order	Bib No.	Team	Pilot Name	Day 1		Push Time	Int. 1	Int. 2	Int. 3	Int. 4	Finish Time	Total Time
				Heat 1 Heat 2	Rk Rk							
1	1	CAN-1	SMITH Christina	50.42	6							
				50.46	7							
2	6	HUN-1	STREHLI Ildiko	50.40	5							
				50.55	8							
3	8	NED-1	JURG Eline	50.69	11							
				50.16	5							
4	9	NED-2	BROEDERS Ilse	50.72	12							
				50.73	10							
5	12	SUI-1	BURDET Francoise	49.75	3							
				49.55	1							
6	5	GER-1	PROKOFF Sandra	49.16	1							
				49.70	3							
7	4	GER-2	ERDMANN Susi-Lisa	49.74	2							
				49.99	4							
8	10	ROM-1	KOVACS Erika	52.62	15							
				51.99	14							
9	11	RUS-1	TOKOVAIA Victoria	50.14	4							
				52.34	15							
10	13	SWE-1	OLSSON Karin	50.67	=9							
				50.92	13							
11	2	GBR-1	DONE Cheryl	50.64	8							
				50.39	6							
12	3	GBR-2	COY Michelle	51.13	14							
				50.76	11							
13	14	USA-1	RACINE Jean	50.83	13							
				50.84	12							
14	15	USA-2	BAKKEN Jill	50.44	7							
				49.64	2							
15	7	ITA-1	WEISSENSTEINER Gerda	50.67	=9							
				50.65	9							

**LEGEND**

**Rk** Rank  
**Int.** Intermediate time



WOMEN'S OFFICIAL TRAINING HEATS 3 & 4  
DAMES, ENTRAÎNEMENT OFFICIEL MANCHES 3 & 4

UTAH OLYMPIC PARK SUN 17 FEB 2002 / DIM 17 FEV 2002 START TIME / DEBUT 21:25

Start Order	Bib No.	Team	Pilot Name	Push Time	Rk	Int. 1	Rk	Int. 2	Rk	Int. 3	Rk	Int. 4	Rk	Finish Time	Rk	Time Behind	Speed (km/h)	Speed (mph)
1	1	CAN-1	SMITH Christina	5.50	=3	20.72	5	29.78	6	39.11	6	44.53	6	49.75	7	+0.80	128.8	80.0
				5.52	6	20.79	=5	29.88	5	39.27	6	44.75	6	50.10	8	+0.88	127.6	79.3
2	6	HUN-1	STREHLI Ildiko	5.64	11	20.92	11	29.99	10	39.29	10	44.63	=9	49.80	9	+0.85	130.2	80.9
				5.68	=10	21.02	11	30.14	11	39.51	=9	44.88	8	50.05	7	+0.83	129.4	80.4
3	8	NED-1	JURG Eline	5.50	=3	20.67	=2	29.63	3	38.88	3	44.20	3	49.32	4	+0.37	131.0	81.4
				DNS														
4	9	NED-2	BROEDERS Ilse	5.49	2	20.76	7	29.81	8	39.22	8	44.63	=9	49.85	10	+0.90	128.6	79.9
				5.50	=4	20.76	3	29.83	3	39.25	=4	44.70	5	50.01	6	+0.79	127.5	79.2
5	12	SUI-1	BURDET Francoise	5.52	8	20.65	1	29.57	1	38.70	1	43.91	1	48.95	1	0.00	132.9	82.6
				5.68	=10	20.96	10	29.98	8	39.25	=4	44.57	4	49.64	3	+0.42	130.5	81.1
6	5	GER-1	PROKOFF Sandra	5.50	=3	20.69	4	29.60	2	38.74	2	43.98	2	49.02	2	+0.07	132.9	82.6
				5.49	=2	20.69	2	29.65	1	38.86	1	44.16	1	49.22	1	0.00	131.6	81.8
7	4	GER-2	ERDMANN Susi-Lisa	5.54	=9	20.77	8	29.76	5	39.05	5	44.35	5	49.39	5	+0.44	131.3	81.6
				5.56	7	20.80	7	29.84	4	39.17	3	44.53	3	49.65	4	+0.43	130.0	80.8
8	10	ROM-1	KOVACS Erika	5.79	14	21.29	14	30.41	14	39.84	14	45.25	13	50.48	14	+1.53	128.4	79.8
				5.70	12	21.10	12	30.21	13	39.66	=12	45.10	11	50.41	10	+1.19	127.2	79.0
9	11	RUS-1	TOKOVAIA Victoria	5.50	=3	20.79	9	29.89	9	39.34	11	44.85	12	50.23	12	+1.28	125.8	78.2
				5.50	=4	20.79	=5	29.92	6	39.42	7	45.01	=9	50.49	12	+1.27	124.3	77.2
10	13	SWE-1	OLSSON Karin	5.54	=9	20.86	10	30.03	12	39.70	13	45.30	14	51.17	15	+2.22	124.1	77.1
				5.61	9	20.95	9	30.11	10	39.63	11	45.17	=12	50.62	13	+1.40	123.4	76.7
11	2	GBR-1	DONE Cheryl	5.51	7	20.74	6	29.80	7	39.18	7	44.59	=7	49.79	8	+0.84	128.5	79.8
				5.49	=2	20.78	4	29.95	7	39.48	8	45.01	=9	50.40	9	+1.18	125.8	78.2
12	3	GBR-2	COY Michelle	5.72	13	21.02	12	30.02	11	39.26	9	44.59	=7	49.66	6	+0.71	130.2	80.9
				5.59	8	20.89	8	30.09	9	39.66	=12	45.17	=12	50.47	11	+1.25	125.5	77.9
13	14	USA-1	RACINE Jean	6.18	15	21.69	15	30.74	15	40.04	15	45.36	15	50.40	13	+1.45	130.9	81.3
				DNS														
14	15	USA-2	BAKKEN Jill	5.46	1	20.67	=2	29.67	4	38.92	4	44.24	4	49.31	3	+0.36	130.9	81.3
				5.47	1	20.67	1	29.69	2	38.98	2	44.30	2	49.37	2	+0.15	130.7	81.2
15	7	ITA-1	WEISSENSTEINER G	5.71	12	21.06	13	30.13	13	39.49	12	44.84	11	49.94	11	+0.99	130.8	81.2
				5.74	13	21.13	13	30.20	12	39.51	=9	44.87	7	49.98	5	+0.76	130.3	80.9

LEGEND

**Rk** Rank                      **km/h** kilometers per hour                      **DNS** Did not start  
**Int.** Intermediate time      **mph** miles per hour



WOMEN'S OFFICIAL TRAINING HEATS 5 & 6  
DAMES, ENTRAÎNEMENT OFFICIEL MANCHES 5 & 6

UTAH OLYMPIC PARK MON 18 FEB 2002 / LUN 18 FEV 2002 START TIME / DEBUT 16:30

Start Ord.	Bib No.	Team	Pilot Name	Day 1		Day 2		Push Time	Int. 1	Int. 2	Int. 3	Int. 4	Finish Time	Total Time
				Heat 1 Heat 2	Rk Rk	Heat 3 Heat 4	Rk Rk							
1	1	CAN-1	SMITH Christina	50.42	6	49.75	7							
				50.46	7	50.10	8							
2	5	GER-1	PROKOFF Sandra	49.16	1	49.02	2							
				49.70	3	49.22	1							
3	4	GER-2	ERDMANN Susi-Lisa	49.74	2	49.39	5							
				49.99	4	49.65	4							
4	11	RUS-1	TOKOVAIA Victoria	50.14	4	50.23	12							
				52.34	15	50.49	12							
5	14	USA-1	RACINE Jean	50.83	13	50.40	13							
				50.84	12	DNS								
6	15	USA-2	BAKKEN Jill	50.44	7	49.31	3							
				49.64	2	49.37	2							
7	10	ROM-1	KOVACS Erika	52.62	15	50.48	14							
				51.99	14	50.41	10							
8	7	ITA-1	WEISSENSTEINER Gerda	50.67	=9	49.94	11							
				50.65	9	49.98	5							
9	6	HUN-1	STREHLI Ildiko	50.40	5	49.80	9							
				50.55	8	50.05	7							
10	8	NED-1	JURG Eline	50.69	11	49.32	4							
				50.16	5	DNS								
11	9	NED-2	BROEDERS Ilse	50.72	12	49.85	10							
				50.73	10	50.01	6							
12	13	SWE-1	OLSSON Karin	50.67	=9	51.17	15							
				50.92	13	50.62	13							
13	2	GBR-1	DONE Cheryl	50.64	8	49.79	8							
				50.39	6	50.40	9							
14	3	GBR-2	COY Michelle	51.13	14	49.66	6							
				50.76	11	50.47	11							
15	12	SUI-1	BURDET Francoise	49.75	3	48.95	1							
				49.55	1	49.64	3							

**LEGEND**

**Rk** Rank

**DNS** Did not start

**Int.** Intermediate time



WOMEN'S OFFICIAL TRAINING HEATS 5 & 6  
DAMES, ENTRAÎNEMENT OFFICIEL MANCHES 5 & 6

UTAH OLYMPIC PARK MON 18 FEB 2002 / LUN 18 FEV 2002 START TIME / DEBUT 17:15

Start Order	Bib No.	Team	Pilot Name	Push Time	Rk	Int. 1	Rk	Int. 2	Rk	Int. 3	Rk	Int. 4	Rk	Finish Time	Rk	Time Behind	Speed (km/h)	Speed (mph)
1	1	CAN-1	SMITH Christina	5.60	8	20.99	5	30.08	=6	39.48	6	44.94	6	50.19	8	+0.73	127.6	79.3
				5.68	=9	21.09	9	30.19	=6	39.70	7	45.19	8	50.56	9	+1.15	127.2	79.0
2	5	GER-1	PROKOFF Sandra	5.49	1	20.81	1	29.79	1	39.02	1	44.35	1	49.46	1	0.00	130.6	81.1
				5.45	1	20.67	1	29.65	1	38.93	1	44.28	1	49.41	1	0.00	130.1	80.8
3	4	GER-2	ERDMANN Susi-Lisa	5.52	3	20.86	3	29.89	2	39.19	2	44.51	2	49.63	2	+0.17	130.6	81.1
				5.54	4	20.85	2	29.85	2	39.13	2	44.45	2	49.54	2	+0.13	130.7	81.2
4	11	RUS-1	TOKOVAIA Victoria	5.53	4	20.88	4	29.98	3	39.38	3	44.79	5	50.05	5	+0.59	128.6	79.9
				5.60	7	21.05	=7	30.19	=6	39.64	6	45.09	6	50.33	6	+0.92	128.4	79.8
5	14	USA-1	RACINE Jean											DNS				
														DNS				
6	15	USA-2	BAKKEN Jill											DNS				
														DNS				
7	10	ROM-1	KOVACS Erika	5.67	11	21.07	10	30.18	9	39.68	9	45.16	9	50.45	9	+0.99	126.6	78.7
				5.79	13	21.34	13	30.48	=12	40.01	13	45.50	13	50.84	11	+1.43	126.4	78.5
8	7	ITA-1	WEISSENSTEINER Gt	5.72	13	21.20	13	30.26	11	39.63	8	45.01	8	50.16	6	+0.70	129.4	80.4
				5.78	12	21.33	12	30.48	=12	39.94	12	45.39	10	50.61	10	+1.20	128.2	79.7
9	6	HUN-1	STREHLI Ildiko	5.70	12	21.17	12	30.31	12	39.81	11	45.25	11	50.50	10	+1.04	127.8	79.4
				5.68	=9	21.16	10	30.36	11	39.84	=9	45.30	9	50.55	8	+1.14	127.5	79.2
10	8	NED-1	JURG Eline	5.50	2	20.85	2	30.01	4	39.51	7	44.95	7	50.18	7	+0.72	128.0	79.5
				5.52	3	20.95	4	30.09	5	39.56	5	45.01	4	50.27	4	+0.86	127.8	79.4
11	9	NED-2	BROEDERS Ilse	5.54	5	21.00	=6	30.22	10	39.84	12	45.41	12	50.84	13	+1.38	126.5	78.6
				5.58	5	21.04	6	30.21	8	39.84	=9	45.42	11	50.88	12	+1.47	124.3	77.2
12	13	SWE-1	OLSSON Karin	5.62	9	21.09	11	30.32	13	39.88	13	45.43	13	50.81	12	+1.35	124.8	77.5
				5.59	6	21.05	=7	30.27	9	39.86	11	45.45	12	50.94	13	+1.53	124.1	77.1
13	2	GBR-1	DONE Cheryl	5.55	6	21.00	=6	30.17	8	39.69	10	45.22	10	50.63	11	+1.17	125.4	77.9
				5.51	2	20.88	3	30.05	3	39.55	4	45.03	5	50.31	5	+0.90	127.2	79.0
14	3	GBR-2	COY Michelle	5.59	7	21.00	=6	30.06	5	39.40	=4	44.78	4	49.96	4	+0.50	128.7	80.0
				5.72	11	21.17	11	30.29	10	39.72	8	45.17	7	50.40	7	+0.99	126.8	78.8
15	12	SUI-1	BURDET Francoise	5.64	10	21.01	9	30.08	=6	39.40	=4	44.74	3	49.83	3	+0.37	130.0	80.8
				5.62	8	20.99	5	30.07	4	39.36	3	44.71	3	49.82	3	+0.41	129.9	80.7

LEGEND

**Rk** Rank                      **km/h** kilometers per hour                      **DNS** Did not start  
**Int.** Intermediate time      **mph** miles per hour



WOMEN'S HEAT 1  
DAMES, 1ère MANCHE

UTAH OLYMPIC PARK TUE 19 FEB 2002 / MAR 19 FEV 2002 START TIME / DEBUT 16:30

	<b>Push Record</b>		<b>Track Record</b>	
<b>Time</b>	5.33 sec		48.92 sec	
<b>Date</b>	17 FEB 2001		22 DEC 2001	
<b>Team/ Names</b>	GER	PROKOFF Sandra, HOLZNER Ulrike	USA	RACINE Jean, JOHNSON Gea

Start Order	Bib No.	Team	Name	Push Time	Int. 1	Int. 2	Int. 3	Int. 4	Finish Time
1	1	SUI-1	BURDET Françoise SUTTER Katharina						
2	2	GER-1	PROKOFF Sandra HOLZNER Ulrike						
3	3	USA-1	RACINE Jean JOHNSON Gea						
4	4	GER-2	ERDMANN Susi-Lisa HERSCHMANN Nicole						
5	5	NED-2	BROEDERS Ilse PENNINGS Jeanette						
6	6	NED-1	JURG Eline KIEMEL Nannet						
7	7	CAN-1	SMITH Christina McKENZIE Paula						
8	8	RUS-1	TOKOVAIA Victoria BADER Kristina						
9	9	ITA-1	WEISSENSTEINER Gerda BELLUTTI Antonella						
10	10	USA-2	BAKKEN Jill FLOWERS Vonetta						
11	11	ROM-1	KOVACS Erika SPIRESCU Maria						
12	12	SWE-1	OLSSON Karin ENGREN Lina						
13	13	HUN-1	STREHLI Ildiko KURTI Eva						



WOMEN'S HEAT 1  
DAMES, 1ère MANCHE

UTAH OLYMPIC PARK TUE 19 FEB 2002 / MAR 19 FEV 2002 START TIME / DEBUT 16:30

Start Order	Bib No.	Team	Name	Push Time	Int. 1	Int. 2	Int. 3	Int. 4	Finish Time
14	14	GBR-2	COY Michelle DAVIES Jackie						
15	15	GBR-1	DONE Cheryl GAUTIER Nicola						

**Notes :** In the listing of team names, the pilot is always shown first .

**LEGEND**

Int. - Intermediate time





WOMEN'S, AFTER HEAT 1  
DAMES, APRÈS 1ère MANCHE

UTAH OLYMPIC PARK TUE 19 FEB 2002 / MAR 19 FEV 2002 START TIME / DEBUT 16:30

	Push Record				Track Record			
Time	5.31 sec				48.81 sec			
Date	19 FEB 2002				19 FEB 2002			
Team/ Names	USA-2	BAKKEN Jill, FLOWERS Vonetta			USA-2	BAKKEN Jill, FLOWERS Vonetta		

Rk	Bib No.	Team	Name	Push Time	Rk	Int.1 Rk	Int.2 Rk	Int.3 Rk	Int.4 Rk	Finish Time	Rk	Time Behind	Speed (km/h)	Speed (mph)	Rec.				
1	10	USA-2	BAKKEN Jill FLOWERS Vonetta	5.31	1	20.42	1	29.39	=1	38.56	1	43.81	1	48.81	1	0.00	132.4	82.3	PR/TR
				<b>Total :</b>				<b>48.81</b>				<b>0.00</b>							
2	2	GER-1	PROKOFF Sandra HOLZNER Ulrike	5.32	2	20.45	2	29.39	=1	38.65	2	43.99	2	49.10	2	+0.29	130.6	81.1	
				<b>Total :</b>				<b>49.10</b>				<b>+0.29</b>							
3	4	GER-2	ERDMANN Susi-Lisa HERSCHMANN Nicole	5.39	=5	20.59	4	29.60	4	38.84	3	44.14	3	49.19	3	+0.38	131.4	81.6	
				<b>Total :</b>				<b>49.19</b>				<b>+0.38</b>							
4	1	SUI-1	BURDET Francoise SUTTER Katharina	5.45	10	20.65	=7	29.67	5	38.92	4	44.22	4	49.28	4	+0.47	131.4	81.6	
				<b>Total :</b>				<b>49.28</b>				<b>+0.47</b>							
5	3	USA-1	RACINE Jean JOHNSON Gea	5.54	13	20.82	13	29.81	10	39.03	=6	44.30	5	49.31	5	+0.50	131.8	81.9	
				<b>Total :</b>				<b>49.31</b>				<b>+0.50</b>							
6	7	CAN-1	SMITH Christina McKENZIE Paula	5.42	9	20.73	10	29.80	=8	39.10	=8	44.44	7	49.60	6	+0.79	130.6	81.1	
				<b>Total :</b>				<b>49.60</b>				<b>+0.79</b>							
7	6	NED-1	JURG Eline KIEMEL Nannet	5.34	3	20.53	3	29.59	3	39.00	5	44.40	6	49.64	7	+0.83	129.0	80.1	
				<b>Total :</b>				<b>49.64</b>				<b>+0.83</b>							
8	9	ITA-1	WEISSENSTEINER Gerdi BELLUTTI Antonella	5.50	=11	20.76	11	29.84	11	39.20	10	44.55	10	49.66	8	+0.85	130.6	81.1	
				<b>Total :</b>				<b>49.66</b>				<b>+0.85</b>							
9	5	NED-2	BROEDERS Ilse PENNINGGS Jeanette	5.40	=7	20.64	6	29.73	7	39.10	=8	44.50	9	49.70	9	+0.89	128.7	80.0	
				<b>Total :</b>				<b>49.70</b>				<b>+0.89</b>							
10	8	RUS-1	TOKOVAIA Victoria BADER Kristina	5.39	=5	20.62	5	29.68	6	39.03	=6	44.47	8	49.72	10	+0.91	128.1	79.6	
				<b>Total :</b>				<b>49.72</b>				<b>+0.91</b>							
11	14	GBR-2	COY Michelle DAVIES Jackie	5.50	=11	20.81	12	29.94	13	39.26	11	44.62	11	49.77	11	+0.96	129.4	80.4	
				<b>Total :</b>				<b>49.77</b>				<b>+0.96</b>							
12	13	HUN-1	STREHLI Ildiko KURTI Eva	5.55	14	20.83	14	29.97	14	39.37	13	44.78	12	49.99	12	+1.18	129.1	80.2	
				<b>Total :</b>				<b>49.99</b>				<b>+1.18</b>							
13	15	GBR-1	DONE Cheryl GAUTIER Nicola	5.35	4	20.65	=7	29.80	=8	39.30	12	44.79	13	50.10	13	+1.29	126.9	78.8	
				<b>Total :</b>				<b>50.10</b>				<b>+1.29</b>							
14	11	ROM-1	KOVACS Erika SPIRESCU Maria	5.56	15	20.88	15	29.99	15	39.44	14	44.87	14	50.12	14	+1.31	128.4	79.8	
				<b>Total :</b>				<b>50.12</b>				<b>+1.31</b>							
15	12	SWE-1	OLSSON Karin ENGREN Lina	5.40	=7	20.66	9	29.89	12	39.48	15	45.02	15	50.37	15	+1.56	125.0	77.6	
				<b>Total :</b>				<b>50.37</b>				<b>+1.56</b>							



WOMEN'S, AFTER HEAT 1  
DAMES, APRÈS 1ère MANCHE

UTAH OLYMPIC PARK TUE 19 FEB 2002 / MAR 19 FEV 2002 START TIME / DEBUT 16:30

Rk	Bib No.	Team Name	Push Time	Rk	Int.1 Rk	Int.2 Rk	Int.3 Rk	Int.4 Rk	Finish Time	Rk	Time Behind	Speed (km/h) (mph)	Rec.
----	---------	-----------	-----------	----	----------	----------	----------	----------	-------------	----	-------------	--------------------	------

**Notes :** In the listing of team names, the pilot is always shown first .

**LEGEND**

**Rk** Rank                    **km/h** kilometers per hour    **TR** Track Record  
**Int.** Intermediate time    **mph** miles per hour  
**Rec.** Records / Record    **PR** Push Record



WOMEN'S HEAT 2  
DAMES, 2e MANCHE

UTAH OLYMPIC PARK TUE 19 FEB 2002 / MAR 19 FEV 2002 START TIME / DEBUT 17:50

	Push Record		Track Record	
Time	5.31 sec		48.81 sec	
Date	19 FEB 2002		19 FEB 2002	
Team/ Names	USA-2	BAKKEN Jill, FLOWERS Vonetta	USA-2	BAKKEN Jill, FLOWERS Vonetta

Start Order	Bib No.	Team	Name	Heat 1		Push Time	Int. 1	Int. 2	Int. 3	Int. 4	Finish Time	Total Time
				Time	Rk							
1	12	SWE-1	OLSSON Karin ENGREN Lina	50.37	15							
2	11	ROM-1	KOVACS Erika SPIRESCU Maria	50.12	14							
3	15	GBR-1	DONE Cheryl GAUTIER Nicola	50.10	13							
4	13	HUN-1	STREHLI Ildiko KURTI Eva	49.99	12							
5	14	GBR-2	COY Michelle DAVIES Jackie	49.77	11							
6	8	RUS-1	TOKOVAIA Victoria BADER Kristina	49.72	10							
7	5	NED-2	BROEDERS Ilse PENNINGNS Jeanette	49.70	9							
8	9	ITA-1	WEISSENSTEINER Gerda BELLUTTI Antonella	49.66	8							
9	6	NED-1	JURG Eline KIEMEL Nannet	49.64	7							
10	7	CAN-1	SMITH Christina McKENZIE Paula	49.60	6							
11	3	USA-1	RACINE Jean JOHNSON Gea	49.31	5							
12	1	SUI-1	BURDET Francoise SUTTER Katharina	49.28	4							
13	4	GER-2	ERDMANN Susi-Lisa HERSCHMANN Nicole	49.19	3							
14	2	GER-1	PROKOFF Sandra HOLZNER Ulrike	49.10	2							
15	10	USA-2	BAKKEN Jill FLOWERS Vonetta	48.81	1							



WOMEN'S HEAT 2  
DAMES, 2e MANCHE

UTAH OLYMPIC PARK TUE 19 FEB 2002 / MAR 19 FEV 2002 START TIME / DEBUT 17:50

Start Order	Bib No.	Team	Name	Heat 1		Push Time	Int. 1	Int. 2	Int. 3	Int. 4	Finish Time	Total Time
				Time	Rk							

**Notes :** In the listing of team names, the pilot is always shown first .

**LEGEND**

**Rk** Rank  
**Int.** Intermediate time



WOMEN'S DAMES

UTAH OLYMPIC PARK TUE 19 FEB 2002 / MAR 19 FEB 2002 START TIME / DEBUT 17:50

	Push Record				Track Record			
Time	5.29 sec				48.81 sec			
Date	19 FEB 2002				19 FEB 2002			
Team/ Names	GER-1	PROKOFF Sandra, HOLZNER Ulrike			USA-2	BAKKEN Jill, FLOWERS Vonetta		

Rk	Bib No.	Team	Name	Push Time	Rk	Int.1	Rk	Int.2	Rk	Int.3	Rk	Int.4	Rk	Finish Time	Rk	Time Behind	Speed (km/h)	Speed (mph)	Rec.
1	10	USA-2	BAKKEN Jill	5.31	1	20.42	1	29.39	=1	38.56	1	43.81	1	48.81	1	0.00	132.4	82.3	TR
			FLOWERS Vonetta	5.33	2	20.44	2	29.41	2	38.63	2	43.90	2	48.95	1	0.00	132.2	82.1	
								<b>Total :</b>			<b>1:37.76</b>			<b>0.00</b>					
2	2	GER-1	PROKOFF Sandra	5.32	2	20.45	2	29.39	=1	38.65	2	43.99	2	49.10	2	+0.29	130.6	81.1	
			HOLZNER Ulrike	5.29	1	20.38	1	29.35	1	38.56	1	43.88	1	48.96	2	+0.01	130.8	81.2	PR
								<b>Total :</b>			<b>1:38.06</b>			<b>+0.30</b>					
3	4	GER-2	ERDMANN Susi-Lisa	5.39	=5	20.59	4	29.60	4	38.84	3	44.14	3	49.19	3	+0.38	131.4	81.6	
			HERSCHMANN Nicole	5.39	6	20.53	4	29.50	3	38.73	3	44.04	3	49.10	4	+0.15	131.3	81.6	
								<b>Total :</b>			<b>1:38.29</b>			<b>+0.53</b>					
4	1	SUI-1	BURDET Francoise	5.45	10	20.65	=7	29.67	5	38.92	4	44.22	4	49.28	4	+0.47	131.4	81.6	
			SUTTER Katharina	5.46	=8	20.63	8	29.59	4	38.78	4	44.05	4	49.06	3	+0.11	132.1	82.1	
								<b>Total :</b>			<b>1:38.34</b>			<b>+0.58</b>					
5	3	USA-1	RACINE Jean	5.54	13	20.82	13	29.81	10	39.03	=6	44.30	5	49.31	5	+0.50	131.8	81.9	
			JOHNSON Gea	5.58	14	20.87	13	29.87	=11	39.11	=8	44.40	6	49.42	5	+0.47	131.5	81.7	
								<b>Total :</b>			<b>1:38.73</b>			<b>+0.97</b>					
6	6	NED-1	JURG Eline	5.34	3	20.53	3	29.59	3	39.00	5	44.40	6	49.64	7	+0.83	129.0	80.1	
			KIEMEL Nannet	5.34	3	20.50	3	29.61	5	38.98	5	44.36	5	49.54	6	+0.59	129.4	80.4	
								<b>Total :</b>			<b>1:39.18</b>			<b>+1.42</b>					
7	9	ITA-1	WEISSENSTEINER Gerdi	5.50	=11	20.76	11	29.84	11	39.20	10	44.55	10	49.66	8	+0.85	130.6	81.1	
			BELLUTTI Antonella	5.54	12	20.84	=11	29.87	=11	39.14	11	44.47	9	49.55	=7	+0.60	131.0	81.4	
								<b>Total :</b>			<b>1:39.21</b>			<b>+1.45</b>					
8	8	RUS-1	TOKOVAIA Victoria	5.39	=5	20.62	5	29.68	6	39.03	=6	44.47	8	49.72	10	+0.91	128.1	79.6	
			BADER Kristina	5.38	5	20.56	5	29.66	7	39.03	7	44.41	7	49.55	=7	+0.60	130.2	80.9	
								<b>Total :</b>			<b>1:39.27</b>			<b>+1.51</b>					
9	7	CAN-1	SMITH Christina	5.42	9	20.73	10	29.80	=8	39.10	=8	44.44	7	49.60	6	+0.79	130.6	81.1	
			McKENZIE Paula	5.46	=8	20.64	9	29.64	6	38.99	6	44.44	8	49.75	10	+0.80	127.8	79.4	
								<b>Total :</b>			<b>1:39.35</b>			<b>+1.59</b>					
10	5	NED-2	BROEDERS Ilse	5.40	=7	20.64	6	29.73	7	39.10	=8	44.50	9	49.70	9	+0.89	128.7	80.0	
			PENNINGS Jeanette	5.40	7	20.61	7	29.71	=8	39.11	=8	44.48	10	49.67	9	+0.72	129.2	80.2	
								<b>Total :</b>			<b>1:39.37</b>			<b>+1.61</b>					
11	14	GBR-2	COY Michelle	5.50	=11	20.81	12	29.94	13	39.26	11	44.62	11	49.77	11	+0.96	129.4	80.4	
			DAVIES Jackie	5.51	11	20.84	=11	29.87	=11	39.20	12	44.58	12	49.78	11	+0.83	128.2	79.6	
								<b>Total :</b>			<b>1:39.55</b>			<b>+1.79</b>					



WOMEN'S  
DAMES

UTAH OLYMPIC PARK TUE 19 FEB 2002 / MAR 19 FEV 2002 START TIME / DEBUT 17:50

Rk	Bib No.	Team	Name	Push Time	Rk	Int.1 Rk	Int.2 Rk	Int.3 Rk	Int.4 Rk	Finish Time	Rk	Time Behind	Speed (km/h)	Speed (mph)	Rec.
12	15	GBR-1	DONE Cheryl	5.35	4	20.65	=7 29.80	=8 39.30	12 44.79	13	50.10	13	+1.29	126.9	78.8
			GAUTIER Nicola	5.37	4	20.60	6 29.71	=8 39.13	10 44.55	11	49.79	12	+0.84	127.8	79.4
				<b>Total :</b>									<b>1:39.89</b>	<b>+2.13</b>	
13	13	HUN-1	STREHLI Ildiko	5.55	14	20.83	14 29.97	14 39.37	13 44.78	12	49.99	12	+1.18	129.1	80.2
			KURTI Eva	5.59	15	20.91	15 29.99	15 39.36	14 44.75	14	49.92	13	+0.97	129.2	80.2
				<b>Total :</b>									<b>1:39.91</b>	<b>+2.15</b>	
14	12	SWE-1	OLSSON Karin	5.40	=7	20.66	9 29.89	12 39.48	15 45.02	15	50.37	15	+1.56	125.0	77.6
			ENGREN Lina	5.46	=8	20.73	10 29.86	10 39.28	13 44.67	13	49.93	14	+0.98	127.6	79.3
				<b>Total :</b>									<b>1:40.30</b>	<b>+2.54</b>	
15	11	ROM-1	KOVACS Erika	5.56	15	20.88	15 29.99	15 39.44	14 44.87	14	50.12	14	+1.31	128.4	79.8
			SPIRESCU Maria	5.57	13	20.89	14 29.97	14 39.57	15 45.22	15	50.62	15	+1.67	124.3	77.2
				<b>Total :</b>									<b>1:40.74</b>	<b>+2.98</b>	

Race Director

Jury President

Notes : In the listing of team names, the pilot is always shown first .

LEGEND

**Rk** Rank **km/h** kilometers per hour  
**Int.** Intermediate time **mph** miles per hour  
**Rec.** Records / Record **PR** Push Record

The above results do not reflect possible disqualifications due to material check or doping.



WOMEN'S, AFTER HEAT 2  
DAMES, APRÈS 2e MANCHE

UTAH OLYMPIC PARK TUE 19 FEB 2002 / MAR 19 FEB 2002 START TIME / DEBUT 17:50

	Push Record						Track Record							
Time	5.29 sec						48.81 sec							
Date	19 FEB 2002						19 FEB 2002							
Team/ Names	GER-1	PROKOFF Sandra, HOLZNER Ulrike						USA-2	BAKKEN Jill, FLOWERS Vonetta					

Rk	Bib No.	Team	Name	Push Time	Rk	P-1 Rk	1-2 Rk	2-3 Rk	3-4 Rk	4-F Rk	Finish Time	Rk	Time Behind	Speed (km/h)	(mph)					
1	10	USA-2	BAKKEN Jill FLOWERS Vonetta	5.31 5.33	1	15.11	1	8.97	2	9.17	1	5.25	1	48.81	1	0.00	132.4	82.3		
											<b>Total :</b>			<b>1:37.76</b>		<b>0.00</b>				
2	2	GER-1	PROKOFF Sandra HOLZNER Ulrike	5.32 5.29	2	15.13	2	8.94	1	9.26	5	5.34	=5	5.11	=5	49.10	2	+0.29	130.6	81.1
											<b>Total :</b>			<b>1:38.06</b>		<b>+0.30</b>				
3	4	GER-2	ERDMANN Susi-Lisa HERSCHMANN Nicole	5.39 5.39	=5	15.20	=4	9.01	4	9.24	3	5.30	=3	5.05	3	49.19	3	+0.38	131.4	81.6
											<b>Total :</b>			<b>1:38.29</b>		<b>+0.53</b>				
4	1	SUI-1	BURDET Françoise SUTTER Katharina	5.45 5.46	10	15.20	=4	9.02	5	9.25	4	5.30	=3	5.06	4	49.28	4	+0.47	131.4	81.6
											<b>Total :</b>			<b>1:38.34</b>		<b>+0.58</b>				
5	3	USA-1	RACINE Jean JOHNSON Gea	5.54 5.58	13	15.28	=10	8.99	3	9.22	2	5.27	2	5.01	2	49.31	5	+0.50	131.8	81.9
											<b>Total :</b>			<b>1:38.73</b>		<b>+0.97</b>				
6	6	NED-1	JURG Eline KIEMEL Nannet	5.34 5.34	3	15.19	3	9.06	=6	9.41	12	5.40	=9	5.24	11	49.64	7	+0.83	129.0	80.1
											<b>Total :</b>			<b>1:39.18</b>		<b>+1.42</b>				
7	9	ITA-1	WEISSENSTEINER Gerd BELLUTTI Antonella	5.50 5.54	=11	15.26	=8	9.08	9	9.36	9	5.35	7	5.11	=5	49.66	8	+0.85	130.6	81.1
											<b>Total :</b>			<b>1:39.21</b>		<b>+1.45</b>				
8	8	RUS-1	TOKOVAIA Victoria BADER Kristina	5.39 5.38	=5	15.23	6	9.06	=6	9.35	8	5.44	13	5.25	=12	49.72	10	+0.91	128.1	79.6
											<b>Total :</b>			<b>1:39.27</b>		<b>+1.51</b>				
9	7	CAN-1	SMITH Christina McKENZIE Paula	5.42 5.46	9	15.31	=13	9.07	8	9.30	6	5.34	=5	5.16	8	49.60	6	+0.79	130.6	81.1
											<b>Total :</b>			<b>1:39.35</b>		<b>+1.59</b>				
10	5	NED-2	BROEDERS Ilse PENNINGNS Jeanette	5.40 5.40	=7	15.24	7	9.09	10	9.37	10	5.40	=9	5.20	9	49.70	9	+0.89	128.7	80.0
											<b>Total :</b>			<b>1:39.37</b>		<b>+1.61</b>				
11	14	GBR-2	COY Michelle DAVIES Jackie	5.50 5.51	=11	15.31	=13	9.13	12	9.32	7	5.36	8	5.15	7	49.77	11	+0.96	129.4	80.4
											<b>Total :</b>			<b>1:39.55</b>		<b>+1.79</b>				
12	15	GBR-1	DONE Cheryl GAUTIER Nicola	5.35 5.37	4	15.30	12	9.15	14	9.50	14	5.49	14	5.31	14	50.10	13	+1.29	126.9	78.8
											<b>Total :</b>			<b>1:39.89</b>		<b>+2.13</b>				



WOMEN'S, AFTER HEAT 2  
DAMES, APRÈS 2e MANCHE

UTAH OLYMPIC PARK TUE 19 FEB 2002 / MAR 19 FEV 2002 START TIME / DEBUT 17:50

Rk	Bib No.	Team	Name	Push Time	Rk	P-1 Rk	1-2 Rk	2-3 Rk	3-4 Rk	4-F Rk	Finish Time	Rk	Time Behind	Speed (km/h)	Speed (mph)
13	13	HUN-1	STREHLI Ildiko	5.55	14	15.28 =10	9.14 13	9.40 11	5.41 11	5.21 10	49.99	12	+1.18	129.1	80.2
			KURTI Eva	5.59	15	15.32 =13	9.08 =9	9.37 =9	5.39 =11	5.17 8	49.92	13	+0.97	129.2	80.2
											<b>Total :</b>			<b>1:39.91</b>	<b>+2.15</b>
14	12	SWE-1	OLSSON Karin	5.40	=7	15.26 =8	9.23 15	9.59 15	5.54 15	5.35 15	50.37	15	+1.56	125.0	77.6
			ENGREN Lina	5.46	=8	15.27 10	9.13 15	9.42 =13	5.39 =11	5.26 13	49.93	14	+0.98	127.6	79.3
											<b>Total :</b>			<b>1:40.30</b>	<b>+2.54</b>
15	11	ROM-1	KOVACS Erika	5.56	15	15.32 15	9.11 11	9.45 13	5.43 12	5.25 =12	50.12	14	+1.31	128.4	79.8
			SPIRESCU Maria	5.57	13	15.32 =13	9.08 =9	9.60 15	5.65 15	5.40 15	50.62	15	+1.67	124.3	77.2
											<b>Total :</b>			<b>1:40.74</b>	<b>+2.98</b>

**Notes :** In the listing of team names, the pilot is always shown first .

**LEGEND**

**Rk** Rank **km/h** kilometers per hour  
**Int.** Intermediate time **mph** miles per hour  
**P-1, 1-2, 2-3, 3-F** Split interval





**DAY 1 / JOUR 1**  
**WOMEN'S / DAMES**

Participating Teams									
CAN (1)	GBR (2)	GER (2)	HUN (1)	ITA (1)	NED (2)	ROM (1)	RUS (1)	SUI (1)	SWE (1)
USA (2)									

Track Records Prior to the Games		
	Push Time	Track Time
<b>Time</b>	5.33	48.92
<b>Date</b>	17 FEB 2001	22 DEC 2001
<b>Name</b>	PROKOFF Sandra, HOLZNER Ulrike	RACINE Jean, JOHNSON Gea
<b>NOC Code</b>	GER	USA

New Track Records				
NOC Code	Names	Push Record	Track Record	Heat Number
GER-1	PROKOFF Sandra, HOLZNER Ulrike	5.32		1
USA-2	BAKKEN Jill, FLOWERS Vonetta	5.31		1
USA-2	BAKKEN Jill, FLOWERS Vonetta		48.81	1
GER-1	PROKOFF Sandra, HOLZNER Ulrike	5.29		2
<b>Number of Times the Record was Broken</b>		3	1	

Weather Conditions									
Time	16:00	16:30	17:00	17:30	18:00	18:30			
<b>Overall Weather Condition</b>	M.Cloudy	Cloudy	Cloudy	Cloudy	M.Cloudy	Cloudy			
<b>Air Temperature (°C/F)</b>	-0.6/31	0/32	0/32	0.6/33	0/32	-1.1/30			
<b>Ice Temperature (°C/F)</b>	-4.7/23	-4.4/24	-4.9/23	-4.8/23	-5.3/22	-5.4/22			
<b>Humidity</b>	59	59	58	55	58	62			
<b>Wind Direction</b>	NE	N	NW	N	E	SE			
<b>Wind Speed (m/s)</b>	2	1	1	1	1	1			
<b>Precipitation Accumulation (cm/in per hour)</b>	/	/	/	/	/	/			

Jury Decisions									
	Run	BIB	Team	Run	BIB	Team	Run	BIB	Team
<b>Explanation</b>	None								

List of Officials				
<b>FIBT President</b>	STOREY Robert		<b>FIBT Secretary General</b>	GARDELLA Ermanno
<b>Technical Delegate</b>	DAL FABBRO Corrado		<b>Technical Delegate</b>	TRACHSEL Hans Joerg
<b>President of the Jury</b>	KILBURN Joey		<b>Member of the Jury</b>	FISCHBACH Erica Waltraud Maria
<b>Member of the Jury</b>	HAIDACHER Josef		<b>Race Director</b>	HOLLROCK Mike
<b>Physician</b>	McDONAGH David			

LEGEND									
<b>E</b>	East	<b>N</b>	North	<b>NE</b>	North-East	<b>NW</b>	North-West	<b>SE</b>	South-East



## WOMEN'S / DAMES

UTAH OLYMPIC PARK

Prior to the Games					
Name	NOC Code	Push Time (sec)	Finish Time (sec)	Date	Heat Number
PROKOFF Sandra, HOLZNER Ulrike	GER	5.33		17 FEB 2001	
RACINE Jean, JOHNSON Gea	USA		48.92	22 DEC 2001	

During the Games					
Name	NOC Code	Push Time (sec)	Finish Time (sec)	Date	Heat Number
PROKOFF Sandra, HOLZNER Ulrike	GER-1	5.32		19 FEB 2002	1
BAKKEN Jill, FLOWERS Vonetta	USA-2	5.31		19 FEB 2002	1
BAKKEN Jill, FLOWERS Vonetta	USA-2		48.81	19 FEB 2002	1
PROKOFF Sandra, HOLZNER Ulrike	GER-1	5.29		19 FEB 2002	2

**Note:** In the listing of team names, the pilot is always shown first .



# Four-Man



FOUR-MAN OFFICIAL TRAINING HEATS 1 & 2  
 BOB À QUATRE, HOMMES, ENTRAÎNEMENT OFFICIEL MANCHES 1 & 2

UTAH OLYMPIC PARK TUE 19 FEB 2002 / MAR 19 FEV 2002 START TIME / DEBUT 19:30

Start Order	Bib No.	Team	Pilot Name		Push Time	Int. 1	Int. 2	Int. 3	Int. 4	Finish Time	Total Time
1	33	USA-1	HAYS Todd	HEAT 1							
				HEAT 2							
2	34	USA-2	SHIMER Brian								
3	1	AUT-1	STAMPFER Wolfgang								
4	7	FRA-1	MINGEON Bruno								
5	8	FRA-2	THOMAS Bruno								
6	14	ISV-1	SUDZIARSKI Keith								
7	10	GBR-1	SCARISBRICK Neil								
8	9	GBR-2	JOHNSTON Lee								
9	35	YUG-1	RADJENOVIC Boris								
10	32	UKR-1	POLIVACH Oleg								
11	3	CAN-1	LUEDERS Pierre								
12	24	POL-1	ZYLA Tomasz								
13	20	MON-1	GRIMALDI Albert								
14	30	SVK-1	JAGNESAK Milan								
15	2	BRA-1	MALESON Eric L W								
16	19	LAT-1	PRUSIS Sandis								
17	18	LAT-2	GUTS Gatis								
18	17	JPN-1	SUZUKI Hiroshi								
19	25	ROM-1	ENACHE Florian								
20	6	CZE-1	PUSKAR Pavel								



FOUR-MAN OFFICIAL TRAINING HEATS 1 & 2  
 BOB À QUATRE, HOMMES, ENTRAÎNEMENT OFFICIEL MANCHES 1 & 2

UTAH OLYMPIC PARK TUE 19 FEB 2002 / MAR 19 FEV 2002 START TIME / DEBUT 19:30

Start Order	Bib No.	Team	Pilot Name		Push Time	Int. 1	Int. 2	Int. 3	Int. 4	Finish Time	Total Time
21	29	SUI-1	ANNEN Martin	HEAT 1							
				HEAT 2							
22	28	SUI-2	REICH Christian								
23	11	GER-1	LANGEN Christoph								
24	12	GER-2	LANGE Andre								
25	16	ITA-1	TOSINI Fabrizio								
26	4	CRO-1	SOLA Ivan								
27	13	HUN-1	FRANKL Nicholas								
28	31	TPE-1	CHEN Chin-San								
29	23	NZL-1	HENDERSON Alan								
30	22	NOR-1	KRISTIANSEN Arnfinn								
31	21	NED-1	GLAS Arend								
32	26	RUS-1	POPOV Evgeni								
33	27	RUS-2	ZOUBKOV Alexandr								

**LEGEND**

Int. - Intermediate time



FOUR-MAN OFFICIAL TRAINING HEATS 1 & 2  
BOB À QUATRE, HOMMES, ENTRAÎNEMENT OFFICIEL MANCHES 1 & 2

UTAH OLYMPIC PARK TUE 19 FEB 2002 / MAR 19 FEV 2002 START TIME / DEBUT 21:15

Start Order	Bib No.	Team	Pilot Name	Push Time	Rk	Int. 1	Rk	Int. 2	Rk	Int. 3	Rk	Int. 4	Rk	Finish Time	Rk	Time Behind	Speed (km/h)	Speed (mph)
1	33	USA-1	HAYS Todd	4.98	=6	19.78	5	28.51	3	37.38	3	42.42	2	47.16	2	+0.06	138.5	86.1
				4.94	=1	19.74	=1	28.53	2	37.50	2	42.62	2	47.47	2	+0.02	136.1	84.6
2	34	USA-2	SHIMER Brian	4.99	=10	19.79	6	28.54	5	37.42	4	42.47	4	47.29	4	+0.19	138.5	86.1
				5.04	=16	19.91	13	28.70	10	37.66	=6	42.78	5	47.63	4	+0.18	136.3	84.7
3	1	AUT-1	STAMPFER Wolfgang	5.10	=21	19.95	16	28.69	13	37.54	7	42.61	5	47.41	5	+0.31	137.0	85.1
				5.05	19	19.90	12	28.71	11	37.70	10	42.85	9	47.74	6	+0.29	134.9	83.8
4	7	FRA-1	MINGEON Bruno	4.99	=10	19.77	4	28.49	2	37.34	=1	42.36	1	47.10	1	0.00	139.3	86.5
				4.99	=9	19.85	=7	28.63	7	37.54	3	42.64	3	47.45	1	0.00	136.8	85.0
5	8	FRA-2	THOMAS Bruno	4.98	=6	19.83	10	28.65	=10	37.59	=8	42.69	9	47.49	8	+0.39	137.0	85.1
				5.00	=11	19.85	=7	28.68	9	37.85	13	44.47	27	53.09	30	+5.64	96.2	59.8
6	14	ISV-1	SUDZIARSKI Keith	5.46	30	20.63	29	29.55	28	38.63	27	43.85	26	48.79	26	+1.69	133.6	83.0
				5.40	27	20.60	27	29.56	27	38.75	26	44.05	24	49.11	24	+1.66	131.2	81.5
7	10	GBR-1	SCARISBRICK Neil	5.04	15	19.94	15	28.75	14	37.66	=13	42.74	10	47.55	10	+0.45	136.6	84.9
				5.04	=16	19.98	18	28.84	=17	37.88	14	43.07	13	48.01	13	+0.56	133.5	82.9
8	9	GBR-2	JOHNSTON Lee	4.97	5	20.28	24	29.19	24	38.23	23	43.37	23	48.25	22	+1.15	135.4	84.1
				4.99	=9	19.86	=9	28.67	8	37.66	=6	42.83	7	47.75	=7	+0.30	134.3	83.4
9	35	YUG-1	RADJENOVIC Boris	5.48	31	20.75	31	29.63	30	38.72	29	44.11	28	49.30	29	+2.20	128.5	79.8
10	32	UKR-1	POLIVACH Oleg	DNS														
				5.32	25	20.44	25	29.39	26	38.56	26	43.89	27	48.98	27	+1.88	131.5	81.7
11	3	CAN-1	LUEDERS Pierre	5.16	24	20.26	24	29.25	24	38.48	25	43.87	23	49.05	23	+1.60	129.4	80.4
				5.07	=17	20.01	18	28.81	17	37.75	16	42.85	14	47.66	12	+0.56	137.0	85.1
12	24	POL-1	ZYLA Tomasz	5.02	15	19.95	17	28.81	15	37.83	12	43.03	12	47.97	12	+0.52	134.0	83.2
				5.10	=21	20.02	=19	28.82	=18	37.81	17	42.96	17	47.84	17	+0.74	136.3	84.7
13	20	MON-1	GRIMALDI Albert	5.09	22	20.11	22	28.99	22	38.11	22	43.39	20	48.42	=20	+0.97	132.8	82.5
				5.45	29	20.59	28	29.54	27	38.69	28	44.56	30	54.66	32	+7.56	98.3	61.0
14	30	SVK-1	JAGNESAK Milan	5.46	=28	20.72	28	29.73	28	38.97	28	44.30	25	49.43	25	+1.98	130.2	80.9
				5.39	27	20.53	26	29.37	25	38.36	25	43.52	=24	48.43	24	+1.33	135.0	83.9
15	2	BRA-1	MALESON Eric L W	5.25	25	20.34	25	29.28	25	38.38	24	43.63	22	48.67	22	+1.22	131.9	81.9
				5.36	26	20.57	27	29.61	29	38.89	30	44.20	29	49.28	28	+2.18	130.9	81.3
16	19	LAT-1	PRUSIS Sandis	5.26	26	20.47	26	29.52	26	38.87	27	44.34	26	49.59	26	+2.14	127.2	79.0
				5.02	14	19.85	=11	28.65	=10	37.59	=8	42.68	8	47.50	9	+0.40	136.7	84.9
17	18	LAT-2	GUTS Gatis	4.96	6	19.77	5	28.60	3	37.59	4	42.73	4	47.66	5	+0.21	135.2	84.0
				4.98	=6	19.82	9	28.60	7	37.52	6	42.62	6	47.44	6	+0.34	136.5	84.8
18	17	JPN-1	SUZUKI Hiroshi	5.00	=11	19.88	11	28.72	12	37.71	11	42.87	10	47.76	=9	+0.31	135.0	83.9
				5.07	=17	20.02	=19	28.89	20	37.94	20	43.15	19	48.11	20	+1.01	133.1	82.7
19	25	ROM-1	ENACHE Florian	5.06	=20	20.01	21	28.90	21	38.03	21	43.29	19	48.33	19	+0.88	131.9	81.9
				5.18	23	20.16	22	29.04	22	38.13	22	43.36	22	48.32	23	+1.22	134.3	83.4
20	6	CZE-1	PUSKAR Pavel	5.13	23	20.13	23	29.04	23	38.17	23	43.42	21	48.42	=20	+0.97	133.7	83.0
				5.00	=12	19.92	=13	28.82	=18	37.92	19	43.16	20	48.15	21	+1.05	132.6	82.4
21	29	SUI-1	ANNEN Martin	5.00	=11	19.93	15	28.82	16	37.90	=16	43.14	=15	48.19	16	+0.74	131.7	81.8
				4.93	2	19.72	1	28.53	4	37.50	5	42.63	7	47.47	7	+0.37	135.7	84.3
				4.94	=1	19.76	=3	28.62	6	37.67	9	42.89	11	47.83	11	+0.38	133.5	82.9



FOUR-MAN OFFICIAL TRAINING HEATS 1 & 2  
 BOB À QUATRE, HOMMES, ENTRAÎNEMENT OFFICIEL MANCHES 1 & 2

UTAH OLYMPIC PARK TUE 19 FEB 2002 / MAR 19 FEV 2002 START TIME / DEBUT 21:15

Start Order	Bib No.	Team	Pilot Name	Push Time	Rk	Int. 1	Rk	Int. 2	Rk	Int. 3	Rk	Int. 4	Rk	Finish Time	Rk	Time Behind	Speed (km/h)	Speed (mph)
22	28	SUI-2	REICH Christian	5.00	=12	19.81	8	28.62	8	37.62	=10	42.79	12	47.69	14	+0.59	135.0	83.9
				4.97	7	19.78	6	28.61	=4	37.63	5	42.82	6	47.76	=9	+0.31	134.1	83.3
23	11	GER-1	LANGEN Christoph	4.98	=6	19.75	3	28.47	1	37.34	=1	42.43	3	47.24	3	+0.14	136.7	84.9
				4.95	=4	19.74	=1	28.52	1	37.46	1	42.61	1	47.49	3	+0.04	135.4	84.1
24	12	GER-2	LANGE Andre	4.94	=3	19.80	7	28.63	9	37.64	12	42.80	13	47.67	13	+0.57	135.2	84.0
				4.95	=4	19.76	=3	28.61	=4	37.66	=6	42.84	8	47.75	=7	+0.30	134.2	83.4
25	16	ITA-1	TOSINI Fabrizio	5.07	=17	19.99	17	28.80	16	37.85	18	43.06	18	47.99	18	+0.89	133.7	83.0
				5.06	=20	19.99	19	28.84	=17	37.90	=16	43.14	=15	48.11	15	+0.66	132.6	82.4
26	4	CRO-1	SOLA Ivan	6.42	33	21.99	33	31.05	33	40.33	33	45.69	33	50.85	30	+3.75	129.4	80.4
				5.70	31	21.01	31	30.01	31	39.32	30	45.01	31	50.69	28	+3.24	119.6	74.3
27	13	HUN-1	FRANKL Nicholas	5.41	28	20.72	30	29.89	31	39.31	31	45.32	31	55.52	33	+8.42	96.8	60.1
				5.46	=28	20.77	29	29.94	30	39.35	31	44.78	29	50.07	27	+2.62	127.9	79.4
28	31	TPE-1	CHEN Chin-San	6.03	32	21.53	32	30.57	32	39.83	32	45.57	32	52.56	31	+5.46	109.5	68.0
				5.51	30	20.78	30	29.79	29	39.06	29	44.82	30	51.81	29	+4.36	110.2	68.4
29	23	NZL-1	HENDERSON Alan	5.22	24	20.27	23	29.18	23	38.30	24	43.52	=24	48.53	25	+1.43	132.9	82.6
																DNS		
30	22	NOR-1	KRISTIANSEN Arnfinn	5.05	16	19.92	=13	28.76	15	37.74	15	42.88	16	47.78	15	+0.68	134.5	83.5
				5.01	14	19.92	14	28.78	13	37.98	20	44.58	28	53.77	31	+6.32	94.8	58.9
31	21	NED-1	GLAS Arend	5.08	20	20.10	21	28.99	21	38.03	21	43.18	21	48.06	19	+0.96	134.9	83.8
				5.04	=16	20.00	20	28.87	20	37.97	19	43.21	17	48.20	17	+0.75	132.9	82.6
32	26	RUS-1	POPOV Evgeni	4.94	=3	19.85	=11	28.66	12	37.62	=10	42.75	11	47.62	11	+0.52	135.3	84.0
				4.98	8	19.94	16	28.84	=17	37.89	15	43.10	14	48.07	14	+0.62	133.3	82.8
33	27	RUS-2	ZOUBKOV Alexandr	4.88	1	19.74	2	28.58	6	37.66	=13	42.86	15	47.81	16	+0.71	133.8	83.1
				4.94	=1	19.86	=9	28.79	14	37.94	18	43.22	18	48.28	18	+0.83	131.5	81.7

LEGEND

**Rk** Rank                      **km/h** kilometers per hour  
**Int.** Intermediate time    **mph** miles per hour

**DNS** Did not start



FOUR-MAN OFFICIAL TRAINING HEATS 3 & 4  
BOB À QUATRE, HOMMES, ENTRAÎNEMENT OFFICIEL MANCHES 3 & 4

UTAH OLYMPIC PARK WED 20 FEB 2002 / MER 20 FEV 2002 START TIME / DEBUT 15:30

Start Order	Bib No.	Team	Pilot Name	Day 1		Push Time	Int. 1	Int. 2	Int. 3	Int. 4	Finish Time	Total Time
				Heat 1 Heat 2	Rk Rk							
1	26	RUS-1	POPOV Evgeni	47.62	11							
				48.07	14							
2	27	RUS-2	ZOUBKOV Alexandr	47.81	16							
				48.28	18							
3	21	NED-1	GLAS Arend	48.06	19							
				48.20	17							
4	22	NOR-1	KRISTIANSEN Arnfinn	47.78	15							
				53.77	31							
5	23	NZL-1	HENDERSON Alan	48.53	25							
				DNS								
6	31	TPE-1	CHEN Chin-San	52.56	31							
				51.81	29							
7	13	HUN-1	FRANKL Nicholas	55.52	33							
				50.07	27							
8	4	CRO-1	SOLA Ivan	50.85	30							
				50.69	28							
9	16	ITA-1	TOSINI Fabrizio	47.99	18							
				48.11	15							
10	11	GER-1	LANGEN Christoph	47.24	3							
				47.49	3							
11	12	GER-2	LANGE Andre	47.67	13							
				47.75	=7							
12	29	SUI-1	ANNEN Martin	47.47	7							
				47.83	11							
13	28	SUI-2	REICH Christian	47.69	14							
				47.76	=9							
14	6	CZE-1	PUSKAR Pavel	48.15	21							
				48.19	16							
15	25	ROM-1	ENACHE Florian	48.32	23							
				48.42	=20							
16	17	JPN-1	SUZUKI Hiroshi	48.11	20							
				48.33	19							
17	19	LAT-1	PRUSIS Sandis	47.50	9							
				47.66	5							
18	18	LAT-2	GUTS Gatis	47.44	6							
				47.76	=9							
19	2	BRA-1	MALESON Eric L W	49.28	28							
				49.59	26							
20	30	SVK-1	JAGNESAK Milan	48.43	24							
				48.67	22							





FOUR-MAN OFFICIAL TRAINING HEATS 3 & 4  
 BOB À QUATRE, HOMMES, ENTRAÎNEMENT OFFICIEL MANCHES 3 & 4

UTAH OLYMPIC PARK WED 20 FEB 2002 / MER 20 FEV 2002 START TIME / DEBUT 15:30

Start Order	Bib No.	Team	Pilot Name	Day 1		Push Time	Int. 1	Int. 2	Int. 3	Int. 4	Finish Time	Total Time
				Heat 1 Heat 2	Rk Rk							
21	20	MON-1	GRIMALDI Albert	54.66	32							
				49.43	25							
22	24	POL-1	ZYLA Tomasz	47.84	17							
				48.42	=20							
23	3	CAN-1	LUEDERS Pierre	47.66	12							
				47.97	12							
24	32	UKR-1	POLIVACH Oleg	48.98	27							
				49.05	23							
25	35	YUG-1	RADJENOVIC Boris	49.30	29							
				DNS								
26	10	GBR-1	SCARISBRICK Neil	47.55	10							
				48.01	13							
27	9	GBR-2	JOHNSTON Lee	48.25	22							
				47.75	=7							
28	14	ISV-1	SUDZIARSKI Keith	48.79	26							
				49.11	24							
29	7	FRA-1	MINGEON Bruno	47.10	1							
				47.45	1							
30	8	FRA-2	THOMAS Bruno	47.49	8							
				53.09	30							
31	1	AUT-1	STAMPFER Wolfgang	47.41	5							
				47.74	6							
32	33	USA-1	HAYS Todd	47.16	2							
				47.47	2							
33	34	USA-2	SHIMER Brian	47.29	4							
				47.63	4							

**LEGEND**

**Rk** Rank

**DNS** Did not start

**Int.** Intermediate time



FOUR-MAN OFFICIAL TRAINING HEATS 3 & 4  
 BOB À QUATRE, HOMMES, ENTRAÎNEMENT OFFICIEL MANCHES 3 & 4

UTAH OLYMPIC PARK WED 20 FEB 2002 / MER 20 FEV 2002 START TIME / DEBUT 16:50

Start Order	Bib No.	Team	Pilot Name	Push Time	Rk	Int. 1 Rk	Int. 2 Rk	Int. 3 Rk	Int. 4 Rk	Finish Time	Rk	Time Behind	Speed (km/h)	Speed (mph)				
1	26	RUS-1	POPOV Evgeni	5.09	=17	20.46	20	29.63	19	39.09	18	44.51	18	49.70	18	+1.18	128.8	80.0
				5.05	11	20.31	=12	29.33	10	38.58	9	43.88	9	48.93	9	+0.65	131.5	81.7
2	27	RUS-2	ZOUBKOV Alexandr	5.01	5	20.39	=15	29.62	18	39.11	19	44.56	19	49.80	19	+1.28	128.2	79.6
				4.97	=1	20.10	3	29.10	3	38.35	4	43.67	6	48.75	=6	+0.47	131.0	81.4
3	21	NED-1	GLAS Arend	5.25	21	20.77	21	29.97	21	39.46	21	44.89	21	50.07	21	+1.55	128.5	79.8
				5.03	=8	20.26	=8	29.36	11	38.72	13	44.08	13	49.18	13	+0.90	130.1	80.8
4	22	NOR-1	KRISTIANSEN Arnfinn											DNS				
														DNS				
5	23	NZL-1	HENDERSON Alan	5.61	29	21.39	29	30.67	29	40.23	=28	45.72	28	50.98	28	+2.46	126.5	78.6
				5.30	26	20.89	26	30.06	25	39.51	24	44.96	24	50.22	24	+1.94	127.0	78.9
6	31	TPE-1	CHEN Chin-San	5.76	=30	21.74	30	31.12	30	40.79	30	46.79	31	54.05	32	+5.53	106.5	66.1
														DNS				
7	13	HUN-1	FRANKL Nicholas	5.76	=30	21.76	31	31.24	31	41.06	31	46.71	30	52.19	30	+3.67	123.0	76.4
				5.16	=20	20.51	19	29.88	24	39.62	25	45.24	25	50.66	25	+2.38	123.7	76.8
8	4	CRO-1	SOLA Ivan	5.96	32	22.21	32	31.69	32	41.48	32	47.20	32	52.75	31	+4.23	121.5	75.5
				5.41	27	20.96	27	30.18	27	39.75	26	45.32	26	50.68	26	+2.40	124.8	77.5
9	16	ITA-1	TOSINI Fabrizio	5.32	24	21.00	27	30.20	26	39.72	26	45.18	26	50.41	26	+1.89	127.8	79.4
				5.10	=15	20.39	16	29.48	=16	38.85	16	44.25	18	49.44	18	+1.16	128.5	79.8
10	11	GER-1	LANGEN Christoph	5.03	=7	20.20	6	29.25	6	38.52	8	43.82	8	48.86	7	+0.34	131.8	81.9
				4.98	3	19.99	1	28.93	1	38.06	1	43.30	1	48.28	1	0.00	133.0	82.6
11	12	GER-2	LANGE Andre	5.02	6	20.29	10	29.41	=13	38.76	14	44.09	12	49.15	12	+0.63	130.8	81.2
				4.99	=4	20.15	4	29.15	4	38.31	3	43.54	3	48.50	3	+0.22	133.3	82.8
12	29	SUI-1	ANNEN Martin	5.07	15	20.39	=15	29.58	17	39.04	17	44.47	17	49.67	17	+1.15	128.0	79.5
				5.10	=15	20.40	=17	29.47	15	38.70	12	43.99	12	49.04	11	+0.76	131.3	81.6
13	28	SUI-2	REICH Christian	5.00	4	20.12	4	29.15	4	38.43	4	43.75	4	48.83	6	+0.31	130.9	81.3
				5.03	=8	20.26	=8	29.28	=7	38.48	7	43.74	7	48.75	=6	+0.47	132.0	82.0
14	6	CZE-1	PUSKAR Pavel	5.06	=12	20.44	19	29.67	20	39.21	20	44.72	20	50.01	20	+1.49	126.5	78.6
				5.08	=13	20.36	15	29.48	=16	38.91	18	44.32	19	49.51	20	+1.23	128.5	79.8
15	25	ROM-1	ENACHE Florian	5.13	20	20.43	18	29.57	16	39.02	16	44.44	16	49.65	16	+1.13	129.1	80.2
				5.11	18	20.40	=17	29.50	18	38.86	17	44.24	17	49.38	17	+1.10	130.7	81.2
16	17	JPN-1	SUZUKI Hiroshi	5.05	11	20.31	=11	29.41	=13	38.75	=12	44.11	14	49.24	14	+0.72	129.5	80.5
				5.08	=13	20.67	22	29.81	=22	39.15	21	44.49	21	49.57	=21	+1.29	130.5	81.1
17	19	LAT-1	PRUSIS Sandis	4.90	1	19.98	1	29.00	1	38.25	1	43.52	1	48.52	1	0.00	132.5	82.3
				4.97	=1	20.06	2	29.01	2	38.18	2	43.44	2	48.44	2	+0.16	132.3	82.2
18	18	LAT-2	GUTS Gatis	4.99	3	20.19	5	29.23	5	38.48	5	43.77	=6	48.80	5	+0.28	131.8	81.9
				5.02	7	20.20	6	29.21	5	38.40	=5	43.63	4	48.60	5	+0.32	133.3	82.8
19	2	BRA-1	MALESON Eric L W	5.30	23	20.94	26	30.40	28	40.23	=28	45.91	29	51.44	29	+2.92	122.1	75.8
				5.27	25	20.86	25	30.16	26	39.88	27	45.50	28	50.91	28	+2.63	124.4	77.3
20	30	SVK-1	JAGNESAK Milan	5.33	25	20.83	23	30.04	22	39.52	23	44.96	23	50.24	23	+1.72	127.6	79.3
				5.26	24	20.61	21	29.76	20	39.21	23	44.62	23	49.82	23	+1.54	129.0	80.1
21	20	MON-1	GRIMALDI Albert	5.38	26	20.93	25	30.13	25	39.60	25	45.02	24	50.25	24	+1.73	128.2	79.6
														DNS				



FOUR-MAN OFFICIAL TRAINING HEATS 3 & 4  
 BOB À QUATRE, HOMMES, ENTRAÎNEMENT OFFICIEL MANCHES 3 & 4

UTAH OLYMPIC PARK WED 20 FEB 2002 / MER 20 FEV 2002 START TIME / DEBUT 16:50

Start Order	Bib No.	Team	Pilot Name	Push Time	Rk	Int. 1	Rk	Int. 2	Rk	Int. 3	Rk	Int. 4	Rk	Finish Time	Rk	Time Behind	Speed (km/h)	Speed (mph)
22	24	POL-1	ZYLA Tomasz	5.03	=7	20.26	9	29.36	10	38.75	=12	44.14	15	49.30	15	+0.78	130.3	80.9
				5.12	19	20.35	14	29.43	13	38.80	14	44.16	15	49.31	16	+1.03	130.7	81.2
23	3	CAN-1	LUEDERS Pierre	5.08	16	20.40	17	29.49	15	38.78	15	44.08	11	49.12	11	+0.60	131.8	81.9
				5.16	=20	20.68	=23	29.81	=22	39.16	22	44.50	22	49.57	=21	+1.29	131.2	81.5
24	32	UKR-1	POLIVACH Oleg	5.27	22	20.82	22	30.07	24	39.58	24	45.07	25	50.33	25	+1.81	127.7	79.3
				5.44	28	21.51	29	30.90	29	40.47	29	45.96	29	51.24	29	+2.96	127.4	79.2
25	35	YUG-1	RADJENOVIC Boris	5.46	28	21.12	28	30.35	27	39.87	27	45.41	27	50.77	27	+2.25	125.2	77.8
				5.47	29	21.13	28	30.37	28	39.91	28	45.46	27	50.83	27	+2.55	125.2	77.8
26	10	GBR-1	SCARISBRICK Neil	5.06	=12	20.31	=11	29.39	12	38.74	11	44.10	13	49.22	13	+0.70	129.7	80.6
				5.10	=15	20.27	10	29.28	=7	38.50	8	43.78	8	48.80	8	+0.52	132.1	82.1
27	9	GBR-2	JOHNSTON Lee	4.97	2	20.09	2	29.11	3	38.37	3	43.72	3	48.87	8	+0.35	129.7	80.6
				5.01	6	20.23	7	29.32	9	38.65	10	43.98	11	49.09	12	+0.81	130.0	80.8
28	14	ISV-1	SUDZIARSKI Keith	5.42	27	20.87	24	30.06	23	39.49	22	44.91	22	50.10	22	+1.58	128.3	79.7
																DNS		
29	7	FRA-1	MINGEON Bruno	5.09	=17	20.31	=11	29.37	11	38.62	10	43.89	10	48.89	9	+0.37	132.6	82.4
				5.03	=8	20.19	5	29.22	6	38.40	=5	43.64	5	48.59	4	+0.31	133.9	83.2
30	8	FRA-2	THOMAS Bruno	5.06	=12	20.21	7	29.26	=7	38.58	9	43.88	9	48.91	10	+0.39	131.6	81.8
				5.06	12	20.30	11	29.44	14	38.82	15	44.15	14	49.21	14	+0.93	131.1	81.5
31	1	AUT-1	STAMPFER Wolfgang	5.03	=7	20.11	3	29.10	2	38.30	2	43.57	2	48.61	2	+0.09	131.6	81.8
				5.21	22	20.59	20	29.66	19	38.93	19	44.23	16	49.29	15	+1.01	131.4	81.6
32	33	USA-1	HAYS Todd	5.03	=7	20.25	8	29.26	=7	38.50	6	43.76	5	48.75	3	+0.23	132.7	82.4
				4.99	=4	20.31	=12	29.40	12	38.67	11	43.95	10	49.00	10	+0.72	132.2	82.1
33	34	USA-2	SHIMER Brian	5.09	=17	20.31	=11	29.30	9	38.51	7	43.77	=6	48.77	4	+0.25	132.6	82.4
				5.25	23	20.68	=23	29.78	21	39.09	20	44.42	20	49.50	19	+1.22	131.0	81.4

LEGEND

**Rk** Rank **km/h** kilometers per hour  
**Int.** Intermediate time **mph** miles per hour

**DNS** Did not start



FOUR-MAN OFFICIAL TRAINING HEATS 5 & 6  
 BOB À QUATRE, HOMMES, ENTRAÎNEMENT OFFICIEL MANCHES 5 & 6

UTAH OLYMPIC PARK THU 21 FEB 2002 / JEU 21 FEV 2002 START TIME / DEBUT 15:30

Start Ord.	Bib No.	Team	Pilot Name	Day 1		Day 2		Push Time	Int. 1	Int. 2	Int. 3	Int. 4	Finish Time	Total Time
				Heat 1 Heat 2	Rk Rk	Heat 3 Heat 4	Rk Rk							
1	1	AUT-1	STAMPFER Wolfgang	47.41	5	48.61	2							
				47.74	6	49.29	15							
2	20	MON-1	GRIMALDI Albert	54.66	32	50.25	24							
				49.43	25	DNS								
3	21	NED-1	GLAS Arend	48.06	19	50.07	21							
				48.20	17	49.18	13							
4	16	ITA-1	TOSINI Fabrizio	47.99	18	50.41	26							
				48.11	15	49.44	18							
5	26	RUS-1	POPOV Evgeni	47.62	11	49.70	18							
				48.07	14	48.93	9							
6	27	RUS-2	ZOUBKOV Alexandr	47.81	16	49.80	19							
				48.28	18	48.75	=6							
7	30	SVK-1	JAGNESAK Milan	48.43	24	50.24	23							
				48.67	22	49.82	23							
8	19	LAT-1	PRUSIS Sandis	47.50	9	48.52	1							
				47.66	5	48.44	2							
9	18	LAT-2	GUTS Gatis	47.44	6	48.80	5							
				47.76	=9	48.60	5							
10	35	YUG-1	RADJENOVIC Boris	49.30	29	50.77	27							
				DNS		50.83	27							
11	29	SUI-1	ANNEN Martin	47.47	7	49.67	17							
				47.83	11	49.04	11							
12	28	SUI-2	REICH Christian	47.69	14	48.83	6							
				47.76	=9	48.75	=6							
13	11	GER-1	LANGEN Christoph	47.24	3	48.86	7							
				47.49	3	48.28	1							
14	12	GER-2	LANGE Andre	47.67	13	49.15	12							
				47.75	=7	48.50	3							
15	31	TPE-1	CHEN Chin-San	52.56	31	54.05	32							
				51.81	29	DNS								
16	17	JPN-1	SUZUKI Hiroshi	48.11	20	49.24	14							
				48.33	19	49.57	=21							
17	6	CZE-1	PUSKAR Pavel	48.15	21	50.01	20							
				48.19	16	49.51	20							
18	25	ROM-1	ENACHE Florian	48.32	23	49.65	16							
				48.42	=20	49.38	17							
19	13	HUN-1	FRANKL Nicholas	55.52	33	52.19	30							
				50.07	27	50.66	25							
20	10	GBR-1	SCARISBRICK Neil	47.55	10	49.22	13							
				48.01	13	48.80	8							



FOUR-MAN OFFICIAL TRAINING HEATS 5 & 6  
BOB À QUATRE, HOMMES, ENTRAÎNEMENT OFFICIEL MANCHES 5 & 6

UTAH OLYMPIC PARK THU 21 FEB 2002 / JEU 21 FEV 2002 START TIME / DEBUT 15:30

Start Ord.	Bib No.	Team	Pilot Name	Day 1		Day 2		Push Time	Int. 1	Int. 2	Int. 3	Int. 4	Finish Time	Total Time
				Heat 1 Heat 2	Rk Rk	Heat 3 Heat 4	Rk Rk							
21	9	GBR-2	JOHNSTON Lee	48.25	22	48.87	8							
				47.75	=7	49.09	12							
22	4	CRO-1	SOLA Ivan	50.85	30	52.75	31							
				50.69	28	50.68	26							
23	22	NOR-1	KRISTIANSEN Arnfinn	47.78	15	DNS								
				53.77	31	DNS								
24	32	UKR-1	POLIVACH Oleg	48.98	27	50.33	25							
				49.05	23	51.24	29							
25	3	CAN-1	LUEDERS Pierre	47.66	12	49.12	11							
				47.97	12	49.57	=21							
26	24	POL-1	ZYLA Tomasz	47.84	17	49.30	15							
				48.42	=20	49.31	16							
27	33	USA-1	HAYS Todd	47.16	2	48.75	3							
				47.47	2	49.00	10							
28	34	USA-2	SHIMER Brian	47.29	4	48.77	4							
				47.63	4	49.50	19							
29	14	ISV-1	SUDZIARSKI Keith	48.79	26	50.10	22							
				49.11	24	DNS								
30	7	FRA-1	MINGEON Bruno	47.10	1	48.89	9							
				47.45	1	48.59	4							
31	8	FRA-2	THOMAS Bruno	47.49	8	48.91	10							
				53.09	30	49.21	14							
32	23	NZL-1	HENDERSON Alan	48.53	25	50.98	28							
				DNS		50.22	24							
33	2	BRA-1	MALESON Eric L W	49.28	28	51.44	29							
				49.59	26	50.91	28							

**LEGEND**

**Rk** Rank

**DNS** Did not start

**Int.** Intermediate time



FOUR-MAN OFFICIAL TRAINING HEATS 5 & 6  
BOB À QUATRE, HOMMES, ENTRAÎNEMENT OFFICIEL MANCHES 5 & 6

UTAH OLYMPIC PARK THU 21 FEB 2002 / JEU 21 FEV 2002 START TIME / DEBUT 16:45

Start Order	Bib No.	Team	Pilot Name	Push Time	Rk	Int. 1	Rk	Int. 2	Rk	Int. 3	Rk	Int. 4	Rk	Finish Time	Rk	Time Behind	Speed (km/h)	Speed (mph)
1	1	AUT-1	STAMPFER Wolfgang	4.98	=13	19.84	13	28.67	12	37.65	=11	42.78	12	47.65	=12	+0.41	135.5	84.2
				5.07	19	19.96	=16	28.80	16	37.79	16	42.91	16	47.76	16	+0.54	136.0	84.5
2	20	MON-1	GRIMALDI Albert	5.36	31	20.47	30	29.42	29	38.51	26	43.72	26	48.71	26	+1.47	132.6	82.4
				5.34	26	20.38	24	29.24	24	38.28	23	43.47	23	48.40	23	+1.18	133.5	82.9
3	21	NED-1	GLAS Arend	4.98	=13	19.83	12	28.69	13	37.70	=14	42.82	=14	47.69	15	+0.45	135.7	84.3
				4.96	=4	19.79	5	28.60	6	37.55	6	42.65	6	47.47	6	+0.25	136.3	84.7
4	16	ITA-1	TOSINI Fabrizio	5.01	19	19.91	=17	28.77	18	37.78	17	42.94	18	47.86	18	+0.62	134.5	83.5
				5.02	=13	19.89	12	28.69	=12	37.69	=12	42.85	15	47.75	15	+0.53	134.6	83.6
5	26	RUS-1	POPOV Evgeni	4.97	12	19.89	=15	28.72	15	37.70	=14	42.82	=14	47.65	=12	+0.41	136.4	84.7
				5.02	=13	19.95	=14	28.75	14	37.70	14	42.82	13	47.66	13	+0.44	136.1	84.6
6	27	RUS-2	ZOUBKOV Alexandr	4.94	=7	19.76	=7	28.62	11	37.65	=11	42.79	13	47.66	14	+0.42	135.6	84.2
				4.99	9	19.96	=16	28.85	18	37.91	17	43.08	17	47.98	17	+0.76	135.1	83.9
7	30	SVK-1	JAGNESAK Milan	5.13	24	20.18	24	29.09	24	38.14	23	43.33	23	48.29	23	+1.05	134.0	83.2
				5.24	23	20.25	23	29.10	23	38.11	22	43.30	22	48.26	22	+1.04	134.4	83.5
8	19	LAT-1	PRUSIS Sandis	4.96	11	19.80	11	28.60	10	37.52	7	42.60	=5	47.45	7	+0.21	136.9	85.1
				4.98	8	19.87	=10	28.67	=9	37.61	10	42.69	8	47.49	=7	+0.27	137.0	85.1
9	18	LAT-2	GUTS Gatis	5.00	=17	19.89	=15	28.71	14	37.66	13	42.75	11	47.57	=9	+0.33	137.1	85.2
				5.03	16	19.90	13	28.67	=9	37.58	=7	42.66	7	47.49	=7	+0.27	136.9	85.1
10	35	YUG-1	RADJENOVIC Boris	5.33	30	20.62	31	29.61	31	38.77	30	44.02	30	49.05	30	+1.81	132.1	82.1
11	29	SUI-1	ANNEN Martin	DNS														
				4.91	4	19.68	4	28.52	4	37.56	10	42.73	10	47.63	11	+0.39	134.7	83.7
12	28	SUI-2	REICH Christian	4.95	=2	19.70	1	28.46	1	37.35	1	42.44	1	47.22	1	0.00	137.1	85.2
				4.90	=2	19.65	2	28.44	2	37.35	2	42.44	=1	47.26	3	+0.02	136.7	84.9
13	11	GER-1	LANGEN Christoph	5.01	=11	19.81	6	28.56	5	37.44	5	42.50	=2	47.28	=3	+0.06	137.6	85.5
				4.90	=2	19.67	3	28.45	3	37.37	3	42.47	=3	47.31	4	+0.07	136.8	85.0
14	12	GER-2	LANGE Andre	4.96	=4	19.74	4	28.49	3	37.41	=2	42.50	=2	47.30	5	+0.08	137.2	85.3
				4.92	=5	19.70	5	28.54	=5	37.50	=5	42.61	7	47.43	=5	+0.19	136.4	84.7
15	31	TPE-1	CHEN Chin-San	4.95	=2	19.71	=2	28.50	4	37.42	4	42.50	=2	47.27	2	+0.05	137.6	85.5
				5.65	32	20.95	32	30.02	32	39.30	32	44.64	32	49.77	32	+2.53	130.7	81.2
16	17	JPN-1	SUZUKI Hiroshi	5.47	28	20.68	28	29.68	28	38.89	28	44.24	28	49.40	28	+2.18	129.9	80.7
				4.98	=13	19.85	14	28.73	16	37.80	=18	43.00	=19	47.95	20	+0.71	133.5	82.9
17	6	CZE-1	PUSKAR Pavel	4.97	=6	19.85	8	28.69	=12	37.69	=12	42.83	14	47.72	14	+0.50	135.0	83.9
				4.98	=13	19.94	19	28.80	19	37.84	20	43.00	=19	47.89	19	+0.65	135.0	83.9
18	25	ROM-1	ENACHE Florian	5.02	=13	19.95	=14	28.83	17	37.94	18	43.16	18	48.13	19	+0.91	133.3	82.8
				5.06	21	20.01	=21	28.93	22	38.04	22	43.26	22	48.24	22	+1.00	134.1	83.3
19	13	HUN-1	FRANKL Nicholas	5.11	21	20.06	20	28.98	20	38.06	20	43.23	20	48.14	20	+0.92	135.5	84.2
				5.18	25	20.27	26	29.33	26	38.59	29	43.90	28	48.99	28	+1.75	130.8	81.2
20	10	GBR-1	SCARISBRICK Neil	DNS														
				5.00	=17	19.91	=17	28.75	17	37.73	16	42.86	16	47.74	17	+0.50	135.3	84.0
21	9	GBR-2	JOHNSTON Lee	5.01	=11	19.87	=10	28.65	8	37.60	9	42.72	10	47.56	10	+0.34	136.2	84.6
				4.95	=9	19.78	10	28.58	=8	37.55	=8	42.66	8	47.57	=9	+0.33	135.7	84.3
				4.97	=6	19.86	9	28.67	=9	37.65	11	42.77	11	47.60	11	+0.38	136.0	84.5



FOUR-MAN OFFICIAL TRAINING HEATS 5 & 6  
 BOB À QUATRE, HOMMES, ENTRAÎNEMENT OFFICIEL MANCHES 5 & 6

UTAH OLYMPIC PARK THU 21 FEB 2002 / JEU 21 FEV 2002 START TIME / DEBUT 16:45

Start Order	Bib No.	Team	Pilot Name	Push Time	Rk	Int. 1	Rk	Int. 2	Rk	Int. 3	Rk	Int. 4	Rk	Finish Time	Rk	Time Behind	Speed (km/h)	Speed (mph)
22	4	CRO-1	SOLA Ivan	5.23	26	20.43	28	29.40	27	38.58	28	43.92	29	49.02	29	+1.78	130.6	81.1
				5.40	27	20.56	27	29.50	27	38.64	26	43.93	26	48.98	26	+1.76	131.8	81.9
23	22	NOR-1	KRISTIANSEN Arnfinn	5.24	27	20.26	25	29.20	25	38.30	25	43.50	24	48.44	24	+1.20	133.7	83.0
				5.21	22	20.19	22	29.03	21	38.04	19	43.18	19	48.05	18	+0.83	135.3	84.0
24	32	UKR-1	POLIVACH Oleg	5.07	22	20.10	23	29.07	23	38.25	24	43.53	25	48.56	25	+1.32	132.5	82.3
				5.06	=17	20.11	21	29.07	22	38.29	24	43.60	24	48.66	24	+1.44	132.0	82.0
25	3	CAN-1	LUEDERS Pierre	4.92	=5	19.77	9	28.58	=8	37.55	=8	42.67	9	47.53	8	+0.29	136.0	84.5
														DNS				
26	24	POL-1	ZYLA Tomasz	5.05	20	20.00	20	28.89	21	38.02	21	43.23	21	48.17	21	+0.93	134.8	83.7
				5.06	=17	20.04	19	28.95	19	38.08	21	43.28	21	48.22	21	+1.00	134.7	83.7
27	33	USA-1	HAYS Todd	4.87	1	19.63	1	28.41	1	37.34	1	42.44	=1	47.25	2	+0.01	136.9	85.1
				4.94	1	19.71	=2	28.48	2	37.41	=2	42.50	=2	47.28	=3	+0.06	137.2	85.3
28	34	USA-2	SHIMER Brian	5.09	23	20.01	=21	28.83	20	37.80	=18	42.91	17	47.73	16	+0.49	137.0	85.1
				5.09	20	20.00	18	28.78	15	37.72	15	42.81	12	47.62	12	+0.40	137.2	85.3
29	14	ISV-1	SUDZIARSKI Keith											DNS				
														DNS				
30	7	FRA-1	MINGEON Bruno	4.95	=9	19.76	=7	28.54	=5	37.42	4	42.47	=3	47.24	1	0.00	138.2	85.9
														DNS				
31	8	FRA-2	THOMAS Bruno	4.94	=7	19.72	6	28.55	7	37.50	=5	42.60	=5	47.43	=5	+0.19	136.5	84.8
				5.00	10	19.82	7	28.62	7	37.58	=7	42.71	9	47.55	9	+0.33	135.8	84.4
32	23	NZL-1	HENDERSON Alan	5.27	=28	20.45	29	29.41	28	38.54	27	43.78	27	48.81	27	+1.57	132.7	82.4
				5.31	25	20.46	26	29.43	25	38.59	25	43.82	25	48.79	25	+1.57	132.9	82.6
33	2	BRA-1	MALESON Eric L W	5.27	=28	20.41	27	29.46	30	38.78	31	44.15	31	49.29	31	+2.05	129.8	80.6
				5.28	24	20.45	25	29.45	26	38.73	27	44.09	27	49.25	27	+2.03	129.7	80.6

LEGEND

**Rk** Rank                      **km/h** kilometers per hour                      **DNS** Did not start  
**Int.** Intermediate time      **mph** miles per hour



FOUR-MAN HEAT 1  
BOB À QUATRE, HOMMES, 1ère MANCHE

UTAH OLYMPIC PARK FRI 22 FEB 2002 / VEN 22 FEV 2002 START TIME / DEBUT 15:30

	Push Record		Track Record	
Time	4.74 sec		46.57 sec	
Date	28 NOV 1998		25 FEB 2001	
Team/ Names	GER	LANGE Andre, HEYDER Christoph, KUEHN Enrico, BEHRENDT Carsten	GER	LANGE Andre, BEHRENDT Lars, HOPPE Rene, EMBACH Carsten

Start Order	Bib No.	Team	Name	Push Time	Int. 1	Int. 2	Int. 3	Int. 4	Finish Time
1	1	FRA-1	MINGEON Bruno le CHANONY Eric FOUQUET Christophe ARBEZ Alexandre						
2	2	FRA-2	THOMAS Bruno ANDRE Michel GIROUD Thibault PAVIOT Philippe						
3	3	RUS-1	POPOV Evgeni MAKARTCHUK Piotr GOLUBEV Sergei STEPUSCHKIN Dmitri						
4	4	GER-1	LANGEN Christoph ZIMMERMANN Markus SAGMEISTER Franz BARUCHA Stefan						
5	5	SUI-1	ANNEN Martin SCHAUFELBERGER Silvio HEFTI Beat GRAND Cedric						
6	6	AUT-1	STAMPFER Wolfgang MUELLER Michael SEELOS Klaus SCHUETZENAUER Martin						
7	7	SUI-2	REICH Christian ANDERHUB Steve ACKLIN Guido AEBERHARD Urs						





FOUR-MAN HEAT 1  
BOB À QUATRE, HOMMES, 1ère MANCHE

UTAH OLYMPIC PARK FRI 22 FEB 2002 / VEN 22 FEV 2002 START TIME / DEBUT 15:30

Start Order	Bib No.	Team	Name	Push Time	Int. 1	Int. 2	Int. 3	Int. 4	Finish Time
8	8	GER-2	LANGE Andre KUEHN Enrico KUSKE Kevin EMBACH Carsten						
9	9	NED-1	GLAS Arend van CALKER Edwin BECK Timothy WELTEN Marcel						
10	10	USA-1	HAYS Todd JONES Randy SCHUFFENHAUER Bill HINES Garrett						
11	11	RUS-2	ZOUBKOV Alexandr SELIVERSTOV Alexei EGOROV Philippe ANDRYNIN Alexei						
12	12	LAT-1	PRUSIS Sandis RULLIS Marcis SILARAJS Janis OZOLS Janis						
13	13	JPN-1	SUZUKI Hiroshi MIURA Shinji DOIGAWA Shinji INOUE Masanori						
14	14	ITA-1	TOSINI Fabrizio PAIS de LIBERA Andrea ROTA Massimiliano la GRASSA Cristian						
15	15	NOR-1	KRISTIANSEN Arnfinn STROEMBERG Ole Christian ROEYLAND Bjarne MUSIAL Mariusz Konrad						



FOUR-MAN HEAT 1  
BOB À QUATRE, HOMMES, 1ère MANCHE

UTAH OLYMPIC PARK FRI 22 FEB 2002 / VEN 22 FEV 2002 START TIME / DEBUT 15:30

Start Order	Bib No.	Team	Name	Push Time	Int. 1	Int. 2	Int. 3	Int. 4	Finish Time
16	16	CAN-1	LUEDERS Pierre LEBLANC Ken ZARDO Giulio CARON Pascal						
17	17	CZE-1	PUSKAR Pavel STUDNICKA Milan KONDRAT Peter KOBIAN Jan						
18	18	GBR-2	JOHNSTON Lee HARRIES Philip McCALLA David ATTWOOD Paul						
19	19	GBR-1	SCARISBRICK Neil RIDER Scott GOEDLUCK Philip WARD Dean						
20	20	USA-2	SHIMER Brian KOHN Mike SHARP Doug STEELE Dan						
21	21	LAT-2	GUTS Gatis DICMANIS Intars ROZENTALS Maris BUMBULIS Gunars						
22	22	POL-1	ZYLA Tomasz KUPCZYK Dawid SIENKO Krzysztof GATKA Tomasz						
23	23	TPE-1	CHEN Chin-San CHEN Chien-Li LIN Ruei-Ming CHEN Chien-Sheng						



FOUR-MAN HEAT 1  
BOB À QUATRE, HOMMES, 1ère MANCHE

UTAH OLYMPIC PARK FRI 22 FEB 2002 / VEN 22 FEV 2002 START TIME / DEBUT 15:30

Start Order	Bib No.	Team	Name	Push Time	Int. 1	Int. 2	Int. 3	Int. 4	Finish Time
24	24	MON-1	GRIMALDI Albert OULA Charles GATTUSO Sebastien SERVELLE Patrice						
25	25	NZL-1	HENDERSON Alan HARRISON Steve ROSS Angus EDMOND Mark						
26	26	ROM-1	ENACHE Florian DUMINICEL Adrian PACIOIANU Iulian DEMETRIAD Teodor						
27	27	YUG-1	RADJENOVIC Boris DJURDJIC Dalibor VUCINIC Raso RADJENOVIC Vuk						
28	28	UKR-1	POLIVACH Oleg ZAMOSTYANYK Bohdan IVANYSHYN Oleksandr ZHURAVSKYY Yuriy						
29	29	CRO-1	SOLA Ivan LOVRIC Boris KOLUDRA Duliano DRPIC Niki						
30	30	SVK-1	JAGNESAK Milan PRIELOZNY Brano VANDERKA Marian KRESTANKO Robert						
31	31	ISV-1	SUDZIARSKI Keith ZAR Paul BROWN Christian SAVITCH Michael						



FOUR-MAN HEAT 1  
BOB À QUATRE, HOMMES, 1ère MANCHE

UTAH OLYMPIC PARK FRI 22 FEB 2002 / VEN 22 FEV 2002 START TIME / DEBUT 15:30

Start Order	Bib No.	Team	Name	Push Time	Int. 1	Int. 2	Int. 3	Int. 4	Finish Time
32	32	BRA-1	MALESON Eric L W INOCENCIO Matheus F BINDILATTI Edson PAES Cristiano Rogerio						
33	33	HUN-1	FRANKL Nicholas GYULAI Marton PINTER Bertalan ZSOMBOR Zsolt						

**Notes :** In the listing of team names, the pilot is always shown first .

**LEGEND**

Int. - Intermediate time

Crew Member of Croatia has been changed



FOUR-MAN, AFTER HEAT 1  
BOB À QUATRE, HOMMES, APRÈS 1ère MANCHE

UTAH OLYMPIC PARK FRI 22 FEB 2002 / VEN 22 FEV 2002 START TIME / DEBUT 15:30

	Push Record				Track Record			
Time	4.73 sec				46.57 sec			
Date	22 FEB 2002				25 FEB 2001			
Team/ Names	SUI-1	ANNEN Martin, SCHAUFELBERGER Silvio, HEFTI Beat, GRAND Cedric			GER	LANGE Andre, BEHRENDT Lars, HOPPE Rene, EMBACH Carsten		

Rk	Bib No.	Team	Name	Push Time	Rk	Int.1 Rk	Int.2 Rk	Int.3 Rk	Int.4 Rk	Finish Time	Rk	Time Behind	Speed (km/h)	Speed (mph)	Rec.	
1	10	USA-1	HAYS Todd JONES Randy SCHUFFENHAUER Bill HINES Garrett	4.75	2	19.35	=2 28.02	2 36.85	1 41.90	1	46.65	1	0.00	138.5	86.1	
				<b>Total :</b>						<b>46.65</b>		<b>0.00</b>				
=2	7	SUI-2	REICH Christian ANDERHUB Steve ACKLIN Guido AEBERHARD Urs	4.77	=4	19.38	4 28.09	4 36.92	3 41.96	3	46.71	=2	+0.06	138.2	85.9	
				<b>Total :</b>						<b>46.71</b>		<b>+0.06</b>				
=2	8	GER-2	LANGE Andre KUEHN Enrico KUSKE Kevin EMBACH Carsten	4.76	3	19.35	=2 28.06	3 36.93	4 41.97	4	46.71	=2	+0.06	138.3	85.9	
				<b>Total :</b>						<b>46.71</b>		<b>+0.06</b>				
4	5	SUI-1	ANNEN Martin SCHAUFELBERGER Silv HEFTI Beat GRAND Cedric	4.73	1	19.30	1 28.01	1 36.87	2 41.94	2	46.72	4	+0.07	137.2	85.3	PR
				<b>Total :</b>						<b>46.72</b>		<b>+0.07</b>				
5	20	USA-2	SHIMER Brian KOHN Mike SHARP Doug STEELE Dan	4.87	=17	19.56	=12 28.24	6 37.08	6 42.10	=5	46.83	5	+0.18	139.3	86.5	
				<b>Total :</b>						<b>46.83</b>		<b>+0.18</b>				
6	2	FRA-2	THOMAS Bruno ANDRE Michel GIROUD Thibault PAVIOT Philippe	4.86	=14	19.57	14 28.29	=11 37.10	7 42.12	7	46.88	6	+0.23	138.1	85.8	
				<b>Total :</b>						<b>46.88</b>		<b>+0.23</b>				
7	4	GER-1	LANGEN Christoph ZIMMERMANN Markus SAGMEISTER Franz BARUCHA Stefan	4.77	=4	19.42	5 28.13	5 37.03	5 42.10	=5	46.91	7	+0.26	137.4	85.3	
				<b>Total :</b>						<b>46.91</b>		<b>+0.26</b>				
8	1	FRA-1	MINGEON Bruno le CHANONY Eric FOUQUET Christophe ARBEZ Alexandre	4.86	=14	19.59	=16 28.29	=11 37.13	8 42.17	8	46.92	8	+0.27	138.8	86.3	
				<b>Total :</b>						<b>46.92</b>		<b>+0.27</b>				



FOUR-MAN, AFTER HEAT 1  
BOB À QUATRE, HOMMES, APRÈS 1ère MANCHE

UTAH OLYMPIC PARK FRI 22 FEB 2002 / VEN 22 FEV 2002 START TIME / DEBUT 15:30

Rk	Bib No.	Team	Name	Push Time	Rk	Int.1 Rk	Int.2 Rk	Int.3 Rk	Int.4 Rk	Finish Time	Rk	Time Behind	Speed (km/h) (mph)	Rec.
=9	12	LAT-1	PRUSIS Sandis RULLIS Marcis SILARAJIS Janis OZOLS Janis	4.81	9	19.47 =6	28.27 =8	37.17 11	42.22 9	46.99	=9	+0.34	138.0	85.7
										<b>Total :</b>	<b>46.99</b>	<b>+0.34</b>		
=9	21	LAT-2	GUTS Gatis DICMANIS Intars ROZENTALS Maris BUMBULIS Gunars	4.90	20	19.65 20	28.37 18	37.22 =13	42.25 =11	46.99	=9	+0.34	138.6	86.1
										<b>Total :</b>	<b>46.99</b>	<b>+0.34</b>		
11	15	NOR-1	KRISTIANSEN Arnfinn STROEMBERG Ole Chris ROEYLAND Bjarne MUSIAL Mariusz Konrad	4.88	19	19.59 =16	28.31 =14	37.16 10	42.23 10	47.02	11	+0.37	136.8	85.0
										<b>Total :</b>	<b>47.02</b>	<b>+0.37</b>		
12	18	GBR-2	JOHNSTON Lee HARRIES Philip McCALLA David ATTWOOD Paul	4.84	=11	19.54 =9	28.26 7	37.14 9	42.25 =11	47.06	12	+0.41	136.5	84.8
										<b>Total :</b>	<b>47.06</b>	<b>+0.41</b>		
13	19	GBR-1	SCARISBRICK Neil RIDER Scott GOEDLUCK Philip WARD Dean	4.85	13	19.56 =12	28.34 16	37.24 =15	42.31 14	47.09	13	+0.44	137.5	85.4
										<b>Total :</b>	<b>47.09</b>	<b>+0.44</b>		
14	16	CAN-1	LUEDERS Pierre LEBLANC Ken ZARDO Giulio CARON Pascal	4.79	=6	19.50 8	28.28 10	37.21 12	42.30 13	47.12	14	+0.47	137.2	85.3
										<b>Total :</b>	<b>47.12</b>	<b>+0.47</b>		
15	3	RUS-1	POPOV Evgeni MAKARTCHUK Piotr GOLUBEV Sergei STEPUSCHKIN Dmitri	4.80	8	19.55 11	28.31 =14	37.24 =15	42.34 16	47.14	15	+0.49	136.9	85.1
										<b>Total :</b>	<b>47.14</b>	<b>+0.49</b>		
16	9	NED-1	GLAS Arend van CALKER Edwin BECK Timothy WELTEN Marcel	4.82	10	19.54 =9	28.30 13	37.22 =13	42.32 15	47.15	16	+0.50	136.5	84.8
										<b>Total :</b>	<b>47.15</b>	<b>+0.50</b>		
17	6	AUT-1	STAMPFER Wolfgang MUELLER Michael SEELOS Klaus SCHUETZENAUER Martir	4.86	=14	19.63 19	28.39 20	37.30 18	42.40 18	47.19	17	+0.54	136.9	85.1
										<b>Total :</b>	<b>47.19</b>	<b>+0.54</b>		



FOUR-MAN, AFTER HEAT 1  
BOB À QUATRE, HOMMES, APRÈS 1ère MANCHE

UTAH OLYMPIC PARK FRI 22 FEB 2002 / VEN 22 FEV 2002 START TIME / DEBUT 15:30

Rk	Bib No.	Team	Name	Push Time	Rk	Int.1 Rk	Int.2 Rk	Int.3 Rk	Int.4 Rk	Finish Time	Rk	Time Behind	Speed (km/h)	(mph)	Rec.			
18	22	POL-1	ZYLA Tomasz KUPCZYK Dawid SIENKO Krzysztof GATKA Tomasz	4.87	=17	19.62	18	28.38	19	37.33	20	42.43	20	47.22	18	+0.57	138.4	86.0
											<b>Total :</b>	<b>47.22</b>	<b>+0.57</b>					
19	17	CZE-1	PUSKAR Pavel STUDNICKA Milan KONDRAT Peter KOBIAN Jan	4.84	=11	19.58	15	28.35	17	37.31	19	42.42	19	47.23	19	+0.58	136.6	84.9
											<b>Total :</b>	<b>47.23</b>	<b>+0.58</b>					
20	11	RUS-2	ZOUBKOV Alexandr SELIVERSTOV Alexei EGOROV Philippe ANDRYNIN Alexei	4.79	=6	19.47	=6	28.27	=8	37.26	17	42.39	17	47.26	20	+0.61	135.3	84.0
											<b>Total :</b>	<b>47.26</b>	<b>+0.61</b>					
21	14	ITA-1	TOSINI Fabrizio PAIS de LIBERA Andrea ROTA Massimiliano CIVIDINO Giona	4.91	21	19.73	21	28.51	21	37.47	21	42.61	21	47.48	21	+0.83	135.4	84.1
											<b>Total :</b>	<b>47.48</b>	<b>+0.83</b>					
22	26	ROM-1	ENACHE Florian DUMINICEL Adrian PACIOIANU Iulian DEMETRIAD Teodor	4.95	=22	19.78	22	28.58	22	37.56	22	42.72	22	47.59	22	+0.94	136.3	84.7
											<b>Total :</b>	<b>47.59</b>	<b>+0.94</b>					
23	13	JPN-1	SUZUKI Hiroshi MIURA Shinji DOIGAWA Shinji INOUE Masanori	4.95	=22	19.91	26	28.70	24	37.65	24	42.77	23	47.65	23	+1.00	135.3	84.0
											<b>Total :</b>	<b>47.65</b>	<b>+1.00</b>					
24	30	SVK-1	JAGNESAK Milan PRIELOZNY Brano VANDERKA Marian KRESTANKO Robert	5.02	27	19.88	25	28.71	25	37.71	25	42.87	24	47.80	24	+1.15	134.9	83.8
											<b>Total :</b>	<b>47.80</b>	<b>+1.15</b>					
25	24	MON-1	GRIMALDI Albert OULA Charles GATTUSO Sebastien SERVELLE Patrice	5.11	28	19.99	28	28.83	28	37.82	26	42.96	25	47.82	25	+1.17	135.3	84.0
											<b>Total :</b>	<b>47.82</b>	<b>+1.17</b>					
26	28	UKR-1	POLIVACH Oleg ZAMOSTYANYK Bohdan IVANYSHYN Oleksandr ZHURAVSKYY Yuriy	4.99	25	19.92	27	28.82	=26	37.89	27	43.10	26	48.03	26	+1.38	134.3	83.4
											<b>Total :</b>	<b>48.03</b>	<b>+1.38</b>					



FOUR-MAN, AFTER HEAT 1  
BOB À QUATRE, HOMMES, APRÈS 1ère MANCHE

UTAH OLYMPIC PARK FRI 22 FEB 2002 / VEN 22 FEV 2002 START TIME / DEBUT 15:30

Rk	Bib No.	Team	Name	Push Time	Rk	Int.1 Rk	Int.2 Rk	Int.3 Rk	Int.4 Rk	Finish Time	Rk	Time Behind	Speed (km/h) (mph)	Rec.
27	33	HUN-1	FRANKL Nicholas GYULAI Marton PINTER Bertalan ZSOMBOR Zsolt	5.01	26	19.87 24	28.82 =26	37.98 28	43.22 28	48.26	27	+1.61	132.5 82.3	
											<b>Total :</b>	<b>48.26</b>	<b>+1.61</b>	
28	27	YUG-1	RADJENOVIC Boris DJURDJIC Dalibor VUCINIC Raso RADJENOVIC Vuk	5.16	29	20.27 =30	29.16 31	38.28 31	43.59 =29	48.66	28	+2.01	130.5 81.1	
											<b>Total :</b>	<b>48.66</b>	<b>+2.01</b>	
29	29	CRO-1	SOLA Ivan LOVRIC Boris KOLUDRA Duliano DRPIC Niki	5.22	31	20.26 29	29.13 =29	38.19 29	43.59 =29	48.84	29	+2.19	127.1 78.9	
											<b>Total :</b>	<b>48.84</b>	<b>+2.19</b>	
30	23	TPE-1	CHEN Chin-San CHEN Chien-Li LIN Ruei-Ming CHEN Chien-Sheng	5.24	32	20.36 33	29.33 33	38.48 33	43.78 31	48.86	30	+2.21	131.0 81.4	
											<b>Total :</b>	<b>48.86</b>	<b>+2.21</b>	
31	32	BRA-1	MALESON Eric L W INOCENCIO Matheus F BINDILATTI Edson PAES Cristiano Rogerio	5.20	30	20.27 =30	29.21 32	38.44 32	43.79 32	48.91	31	+2.26	129.8 80.6	
											<b>Total :</b>	<b>48.91</b>	<b>+2.26</b>	
32	25	NZL-1	HENDERSON Alan HARRISON Steve ROSS Angus EDMOND Mark	4.98	24	19.81 23	28.63 23	37.61 23	43.19 27	50.67	32	+4.02	108.4 67.4	
											<b>Total :</b>	<b>50.67</b>	<b>+4.02</b>	
33	31	ISV-1	SUDZIARSKI Keith ZAR Paul BROWN Christian SAVITCH Michael	5.27	33	20.29 32	29.13 =29	38.26 30	44.39 33	51.36	33	+4.71	106.9 66.4	
											<b>Total :</b>	<b>51.36</b>	<b>+4.71</b>	

Notes : In the listing of team names, the pilot is always shown first .

LEGEND

**Rk** Rank                      **km/h** kilometers per hour                      = Sign indicates a tie for rank  
**Int.** Intermediate time                      **mph** miles per hour  
**Rec.** Records / Record                      **PR** Push Record





FOUR-MAN HEAT 2  
BOB À QUATRE, HOMMES, 2e MANCHE

UTAH OLYMPIC PARK FRI 22 FEB 2002 / VEN 22 FEV 2002 START TIME / DEBUT 17:20

	Push Record				Track Record				
Time	4.73 sec				46.57 sec				
Date	22 FEB 2002				25 FEB 2001				
Team/ Names	SUI-1	ANNEN Martin, SCHAUFELBERGER Silvio, HEFTI Beat, GRAND Cedric			GER	LANGE Andre, BEHRENDT Lars, HOPPE Rene, EMBACH Carsten			

Start Order	Bib No.	Team	Name	Results								
				Heat 1 Total	Rk Rk	Push Time	Int. 1	Int. 2	Int. 3	Int. 4	Finish Time	Total Time
1	3	RUS-1	POPOV Evgeni	47.14	15							
			MAKARTCHUK Piotr	47.14	15							
			GOLUBEV Sergei									
			STEPUSCHKIN Dmitri									
2	16	CAN-1	LUEDERS Pierre	47.12	14							
			LEBLANC Ken	47.12	14							
			ZARDO Giulio									
			CARON Pascal									
3	19	GBR-1	SCARISBRICK Neil	47.09	13							
			RIDER Scott	47.09	13							
			GOEDLUCK Philip									
			WARD Dean									
4	18	GBR-2	JOHNSTON Lee	47.06	12							
			HARRIES Philip	47.06	12							
			McCALLA David									
			ATTWOOD Paul									
5	15	NOR-1	KRISTIANSEN Arnfinn	47.02	11							
			STROEMBERG Ole Christian	47.02	11							
			ROEYLAND Bjarne									
			MUSIAL Mariusz Konrad									
6	21	LAT-2	GUTS Gatis	46.99	=9							
			DICMANIS Intars	46.99	=9							
			ROZENTALS Maris									
			BUMBULIS Gunars									
7	12	LAT-1	PRUSIS Sandis	46.99	=9							
			RULLIS Marcis	46.99	=9							
			SILARAJA Janis									
			OZOLS Janis									
8	1	FRA-1	MINGEON Bruno	46.92	8							
			le CHANONY Eric	46.92	8							
			FOUQUET Christophe									
			ARBEZ Alexandre									



FOUR-MAN HEAT 2  
BOB À QUATRE, HOMMES, 2e MANCHE

UTAH OLYMPIC PARK FRI 22 FEB 2002 / VEN 22 FEV 2002 START TIME / DEBUT 17:20

Start Order	Bib No.	Team	Name	Results								
				Heat 1 Total	Rk Rk	Push Time	Int. 1	Int. 2	Int. 3	Int. 4	Finish Time	Total Time
9	4	GER-1	LANGEN Christoph	46.91	7							
			ZIMMERMANN Markus	46.91	7							
			SAGMEISTER Franz									
			BARUCHA Stefan									
10	2	FRA-2	THOMAS Bruno	46.88	6							
			ANDRE Michel	46.88	6							
			GIROUD Thibault									
			PAVIOT Philippe									
11	20	USA-2	SHIMER Brian	46.83	5							
			KOHN Mike	46.83	5							
			SHARP Doug									
			STEELE Dan									
12	5	SUI-1	ANNEN Martin	46.72	4							
			SCHAUFELBERGER Silvio	46.72	4							
			HEFTI Beat									
			GRAND Cedric									
13	8	GER-2	LANGE Andre	46.71	=2							
			KUEHN Enrico	46.71	=2							
			KUSKE Kevin									
			EMBACH Carsten									
14	7	SUI-2	REICH Christian	46.71	=2							
			ANDERHUB Steve	46.71	=2							
			ACKLIN Guido									
			AEBERHARD Urs									
15	10	USA-1	HAYS Todd	46.65	1							
			JONES Randy	46.65	1							
			SCHUFFENHAUER Bill									
			HINES Garrett									
16	9	NED-1	GLAS Arend	47.15	16							
			van CALKER Edwin	47.15	16							
			BECK Timothy									
			WELTEN Marcel									
17	6	AUT-1	STAMPFER Wolfgang	47.19	17							
			MUELLER Michael	47.19	17							
			SEELOS Klaus									
			SCHUETZENAUER Martin									



FOUR-MAN HEAT 2  
BOB À QUATRE, HOMMES, 2e MANCHE

UTAH OLYMPIC PARK FRI 22 FEB 2002 / VEN 22 FEV 2002 START TIME / DEBUT 17:20

Start Order	Bib No.	Team	Name	Results								
				Heat 1 Total	Rk Rk	Push Time	Int. 1	Int. 2	Int. 3	Int. 4	Finish Time	Total Time
18	22	POL-1	ZYLA Tomasz	47.22	18							
			KUPCZYK Dawid	47.22	18							
			SIENKO Krzysztof									
			GATKA Tomasz									
19	17	CZE-1	PUSKAR Pavel	47.23	19							
			STUDNICKA Milan	47.23	19							
			KONDRAT Peter									
			KOBIAN Jan									
20	11	RUS-2	ZOUBKOV Alexandr	47.26	20							
			SELIVERSTOV Alexei	47.26	20							
			EGOROV Philippe									
			ANDRYNIN Alexei									
21	14	ITA-1	TOSINI Fabrizio	47.48	21							
			PAIS de LIBERA Andrea	47.48	21							
			ROTA Massimiliano									
			CIVIDINO Giona									
22	26	ROM-1	ENACHE Florian	47.59	22							
			DUMINICEL Adrian	47.59	22							
			PACIOIANU Iulian									
			DEMETRIAD Teodor									
23	13	JPN-1	SUZUKI Hiroshi	47.65	23							
			MIURA Shinji	47.65	23							
			DOIGAWA Shinji									
			INOUE Masanori									
24	30	SVK-1	JAGNESAK Milan	47.80	24							
			PRIELOZNY Brano	47.80	24							
			VANDERKA Marian									
			KRESTANKO Robert									
25	24	MON-1	GRIMALDI Albert	47.82	25							
			OULA Charles	47.82	25							
			GATTUSO Sebastien									
			SERVELLE Patrice									
26	28	UKR-1	POLIVACH Oleg	48.03	26							
			ZAMOSTYANYK Bohdan	48.03	26							
			IVANYSHYN Oleksandr									
			ZHURAVSKYY Yuriy									



FOUR-MAN HEAT 2  
BOB À QUATRE, HOMMES, 2e MANCHE

UTAH OLYMPIC PARK FRI 22 FEB 2002 / VEN 22 FEV 2002 START TIME / DEBUT 17:20

Start Order	Bib No.	Team	Name	Results								
				Heat 1 Total	Rk Rk	Push Time	Int. 1	Int. 2	Int. 3	Int. 4	Finish Time	Total Time
27	33	HUN-1	FRANKL Nicholas	48.26	27							
			GYULAI Marton	48.26	27							
			PINTER Bertalan									
			ZSOMBOR Zsolt									
28	27	YUG-1	RADJENOVIC Boris	48.66	28							
			DJURDJIC Dalibor	48.66	28							
			VUCINIC Raso									
			RADJENOVIC Vuk									
29	29	CRO-1	SOLA Ivan	48.84	29							
			LOVRIC Boris	48.84	29							
			KOLUDRA Duliano									
			DRPIC Niki									
30	23	TPE-1	CHEN Chin-San	48.86	30							
			CHEN Chien-Li	48.86	30							
			LIN Ruei-Ming									
			CHEN Chien-Sheng									
31	32	BRA-1	MALESON Eric L W	48.91	31							
			INOCENCIO Matheus F	48.91	31							
			BINDILATTI Edson									
			PAES Cristiano Rogerio									
32	25	NZL-1	HENDERSON Alan	50.67	32							
			HARRISON Steve	50.67	32							
			ROSS Angus									
			EDMOND Mark									
33	31	ISV-1	SUDZIARSKI Keith	51.36	33							
			ZAR Paul	51.36	33							
			BROWN Christian									
			SAVITCH Michael									

**Notes :** In the listing of team names, the pilot is always shown first .

**LEGEND**

**Rk** Rank = Sign indicates a tie for rank  
**Int.** Intermediate time



FOUR-MAN, AFTER HEAT 2  
BOB À QUATRE, HOMMES, APRÈS 2e MANCHE

UTAH OLYMPIC PARK FRI 22 FEB 2002 / VEN 22 FEV 2002 START TIME / DEBUT 17:20

	Push Record				Track Record			
Time	4.72 sec				46.57 sec			
Date	22 FEB 2002				25 FEB 2001			
Team/ Names	SUI-1	ANNEN Martin, SCHAUFELBERGER Silvio, HEFTI Beat, GRAND Cedric			GER	LANGE Andre, BEHRENDT Lars, HOPPE Rene, EMBACH Carsten		

Rk	Bib No.	Team	Name	Push Time	Rk	Int.1 Rk	Int.2 Rk	Int.3 Rk	Int.4 Rk	Finish Time	Rk	Time Behind	Speed (km/h)	Speed (mph)	Rec.
1	10	USA-1	HAYS Todd	4.75	2	19.35	=2 28.02	2 36.85	1 41.90	1	46.65	1	0.00	138.5	86.1
			JONES Randy	4.74	2	19.31	2 28.00	2 36.82	2 41.86	2	46.61	1	0.00	138.6	86.1
			SCHUFFENHAUER Bill							<b>Total :</b>	<b>1:33.26</b>		<b>0.00</b>		
			HINES Garrett												
=2	5	SUI-1	ANNEN Martin	4.73	1	19.30	1 28.01	1 36.87	2 41.94	2	46.72	4	+0.07	137.2	85.3
			SCHAUFELBERGER Silv	4.72	1	19.27	1 27.96	1 36.78	1 41.85	1	46.63	2	+0.02	137.1	85.2
			HEFTI Beat							<b>Total :</b>	<b>1:33.35</b>		<b>+0.09</b>		PR
			GRAND Cedric												
=2	8	GER-2	LANGE Andre	4.76	3	19.35	=2 28.06	3 36.93	4 41.97	4	46.71	=2	+0.06	138.3	85.9
			KUEHN Enrico	4.75	3	19.35	3 28.05	3 36.87	3 41.90	3	46.64	3	+0.03	138.6	86.1
			KUSKE Kevin							<b>Total :</b>	<b>1:33.35</b>		<b>+0.09</b>		
			EMBACH Carsten												
4	7	SUI-2	REICH Christian	4.77	=4	19.38	4 28.09	4 36.92	3 41.96	3	46.71	=2	+0.06	138.2	85.9
			ANDERHUB Steve	4.79	=4	19.40	4 28.15	5 37.03	6 42.12	8	46.93	8	+0.32	136.6	84.9
			ACKLIN Guido							<b>Total :</b>	<b>1:33.64</b>		<b>+0.38</b>		
			AEBERHARD Urs												
5	20	USA-2	SHIMER Brian	4.87	=17	19.56	=12 28.24	6 37.08	6 42.10	=5	46.83	5	+0.18	139.3	86.5
			KOHN Mike	4.86	=12	19.51	9 28.20	=6 37.02	5 42.07	5	46.82	=5	+0.21	138.6	86.1
			SHARP Doug							<b>Total :</b>	<b>1:33.65</b>		<b>+0.39</b>		
			STEELE Dan												
6	4	GER-1	LANGEN Christoph	4.77	=4	19.42	5 28.13	5 37.03	5 42.10	=5	46.91	7	+0.26	137.4	85.3
			ZIMMERMANN Markus	4.79	=4	19.42	5 28.13	4 36.96	4 42.01	4	46.77	4	+0.16	138.2	85.9
			SAGMEISTER Franz							<b>Total :</b>	<b>1:33.68</b>		<b>+0.42</b>		
			BARUCHA Stefan												
7	1	FRA-1	MINGEON Bruno	4.86	=14	19.59	=16 28.29	=11 37.13	8 42.17	8	46.92	8	+0.27	138.8	86.3
			le CHANONY Eric	4.88	=17	19.56	13 28.25	=10 37.07	8 42.11	7	46.86	7	+0.25	138.3	85.9
			FOUQUET Christophe							<b>Total :</b>	<b>1:33.78</b>		<b>+0.52</b>		
			ARBEZ Alexandre												
8	12	LAT-1	PRUSIS Sandis	4.81	9	19.47	=6 28.27	=8 37.17	11 42.22	9	46.99	=9	+0.34	138.0	85.7
			RULLIS Marcis	4.82	=8	19.49	8 28.20	=6 37.04	7 42.08	6	46.82	=5	+0.21	138.5	86.1
			SILARAJA Janis							<b>Total :</b>	<b>1:33.81</b>		<b>+0.55</b>		
			OZOLS Janis												



FOUR-MAN, AFTER HEAT 2  
BOB À QUATRE, HOMMES, APRÈS 2e MANCHE

UTAH OLYMPIC PARK FRI 22 FEB 2002 / VEN 22 FEV 2002 START TIME / DEBUT 17:20

Rk	Bib No.	Team	Name	Push Time	Rk	Int.1 Rk	Int.2 Rk	Int.3 Rk	Int.4 Rk	Finish Time	Rk	Time Behind	Speed (km/h)	(mph)	Rec.			
9	2	FRA-2	THOMAS Bruno	4.86	=14	19.57	14	28.29	=11	37.10	7	42.12	7	46.88	6	+0.23	138.1	85.8
			ANDRE Michel	4.87	=14	19.58	14	28.33	14	37.18	14	42.23	12	47.03	12	+0.42	136.9	85.1
			GIROUD Thibault											<b>Total :</b>	<b>1:33.91</b>	<b>+0.65</b>		
			PAVIOT Philippe															
10	21	LAT-2	GUTS Gatis	4.90	20	19.65	20	28.37	18	37.22	=13	42.25	=11	46.99	=9	+0.34	138.6	86.1
			DICMANIS Intars	4.90	=19	19.64	18	28.34	15	37.16	=12	42.22	11	46.99	11	+0.38	137.6	85.5
			ROZENTALS Maris											<b>Total :</b>	<b>1:33.98</b>	<b>+0.72</b>		
			BUMBULIS Gunars															
11	16	CAN-1	LUEDERS Pierre	4.79	=6	19.50	8	28.28	10	37.21	12	42.30	13	47.12	14	+0.47	137.2	85.3
			LEBLANC Ken	4.82	=8	19.53	10	28.25	=10	37.12	10	42.19	10	46.97	9	+0.36	138.0	85.7
			ZARDO Giulio											<b>Total :</b>	<b>1:34.09</b>	<b>+0.83</b>		
			CARON Pascal															
12	3	RUS-1	POPOV Evgeni	4.80	8	19.55	11	28.31	=14	37.24	=15	42.34	16	47.14	15	+0.49	136.9	85.1
			MAKARTCHUK Piotr	4.79	=4	19.47	=6	28.21	8	37.10	9	42.18	9	46.98	10	+0.37	137.0	85.1
			GOLUBEV Sergei											<b>Total :</b>	<b>1:34.12</b>	<b>+0.86</b>		
			STEPUSCHKIN Dmitri															
13	19	GBR-1	SCARISBRICK Neil	4.85	13	19.56	=12	28.34	16	37.24	=15	42.31	14	47.09	13	+0.44	137.5	85.4
			RIDER Scott	4.87	=14	19.54	=11	28.27	12	37.15	11	42.24	13	47.05	13	+0.44	136.6	84.9
			GOEDLUCK Philip											<b>Total :</b>	<b>1:34.14</b>	<b>+0.88</b>		
			WARD Dean															
14	15	NOR-1	KRISTIANSEN Arnfinn	4.88	19	19.59	=16	28.31	=14	37.16	10	42.23	10	47.02	11	+0.37	136.8	85.0
			STROEMBERG Ole Chris	4.90	=19	19.61	17	28.35	16	37.22	=15	42.31	15	47.18	=16	+0.57	136.0	84.5
			ROEYLAND Bjarne											<b>Total :</b>	<b>1:34.20</b>	<b>+0.94</b>		
			MUSIAL Mariusz Konrad															
15	9	NED-1	GLAS Arend	4.82	10	19.54	=9	28.30	13	37.22	=13	42.32	15	47.15	16	+0.50	136.5	84.8
			van CALKER Edwin	4.85	=10	19.54	=11	28.29	13	37.22	=15	42.34	16	47.18	=16	+0.57	136.0	84.5
			BECK Timothy											<b>Total :</b>	<b>1:34.33</b>	<b>+1.07</b>		
			WELTEN Marcel															
16	11	RUS-2	ZOUBKOV Alexandr	4.79	=6	19.47	=6	28.27	=8	37.26	17	42.39	17	47.26	20	+0.61	135.3	84.0
			SELIVERSTOV Alexei	4.81	7	19.47	=6	28.24	9	37.16	=12	42.26	14	47.09	14	+0.48	136.3	84.7
			EGOROV Philippe											<b>Total :</b>	<b>1:34.35</b>	<b>+1.09</b>		
			ANDRYNIN Alexei															
17	18	GBR-2	JOHNSTON Lee	4.84	=11	19.54	=9	28.26	7	37.14	9	42.25	=11	47.06	12	+0.41	136.5	84.8
			HARRIES Philip	4.86	=12	19.65	19	28.40	18	37.32	18	42.46	=18	47.32	19	+0.71	135.7	84.3
			McCALLA David											<b>Total :</b>	<b>1:34.38</b>	<b>+1.12</b>		
			ATTWOOD Paul															



FOUR-MAN, AFTER HEAT 2  
BOB À QUATRE, HOMMES, APRÈS 2e MANCHE

UTAH OLYMPIC PARK FRI 22 FEB 2002 / VEN 22 FEV 2002 START TIME / DEBUT 17:20

Rk	Bib No.	Team	Name	Push Time	Rk	Int.1 Rk	Int.2 Rk	Int.3 Rk	Int.4 Rk	Finish Time	Rk	Time Behind	Speed (km/h)	(mph)	Rec.			
18	17	CZE-1	PUSKAR Pavel	4.84	=11	19.58	15	28.35	17	37.31	19	42.42	19	47.23	19	+0.58	136.6	84.9
			STUDNICKA Milan	4.85	=10	19.59	=15	28.37	17	37.29	17	42.38	17	47.17	15	+0.56	137.0	85.1
			KONDRAT Peter															
			KOBIAN Jan															
										<b>Total :</b>		<b>1:34.40</b>		<b>+1.14</b>				
19	6	AUT-1	STAMPFER Wolfgang	4.86	=14	19.63	19	28.39	20	37.30	18	42.40	18	47.19	17	+0.54	136.9	85.1
			MUELLER Michael	4.88	=17	19.59	=15	28.41	19	37.36	19	42.46	=18	47.27	18	+0.66	136.5	84.8
			SEELOS Klaus															
			SCHUETZENAUER Martir															
										<b>Total :</b>		<b>1:34.46</b>		<b>+1.20</b>				
20	22	POL-1	ZYLA Tomasz	4.87	=17	19.62	18	28.38	19	37.33	20	42.43	20	47.22	18	+0.57	138.4	86.0
			KUPCZYK Dawid	4.87	=14	19.68	20	28.47	20	37.47	21	42.62	21	47.48	22	+0.87	136.6	84.9
			SIENKO Krzysztof															
			GATKA Tomasz															
										<b>Total :</b>		<b>1:34.70</b>		<b>+1.44</b>				
21	14	ITA-1	TOSINI Fabrizio	4.91	21	19.73	21	28.51	21	37.47	21	42.61	21	47.48	21	+0.83	135.4	84.1
			PAIS de LIBERA Andrea	4.93	21	19.76	21	28.51	21	37.43	20	42.55	20	47.40	20	+0.79	136.1	84.6
			ROTA Massimiliano															
			CIVIDINO Giona															
										<b>Total :</b>		<b>1:34.88</b>		<b>+1.62</b>				
22	13	JPN-1	SUZUKI Hiroshi	4.95	=22	19.91	26	28.70	24	37.65	24	42.77	23	47.65	23	+1.00	135.3	84.0
			MIURA Shinji	4.97	23	19.81	22	28.60	22	37.52	22	42.63	22	47.46	21	+0.85	135.8	84.4
			DOIGAWA Shinji															
			INOUE Masanori															
										<b>Total :</b>		<b>1:35.11</b>		<b>+1.85</b>				
23	26	ROM-1	ENACHE Florian	4.95	=22	19.78	22	28.58	22	37.56	22	42.72	22	47.59	22	+0.94	136.3	84.7
			DUMINICEL Adrian	4.96	22	19.82	23	28.63	23	37.62	23	42.78	23	47.66	23	+1.05	136.1	84.6
			PACIOIANU Iulian															
			DEMETRIAD Teodor															
										<b>Total :</b>		<b>1:35.25</b>		<b>+1.99</b>				
24	30	SVK-1	JAGNESAK Milan	5.02	27	19.88	25	28.71	25	37.71	25	42.87	24	47.80	24	+1.15	134.9	83.8
			PRIELOZNY Brano	5.05	25	19.92	24	28.76	24	37.78	24	42.96	24	47.88	24	+1.27	134.9	83.8
			VANDERKA Marian															
			KRESTANKO Robert															
										<b>Total :</b>		<b>1:35.68</b>		<b>+2.42</b>				
25	24	MON-1	GRIMALDI Albert	5.11	28	19.99	28	28.83	28	37.82	26	42.96	25	47.82	25	+1.17	135.3	84.0
			OULA Charles	5.17	27	20.09	27	28.95	27	37.95	26	43.10	25	48.02	25	+1.41	134.3	83.4
			GATTUSO Sebastien															
			SERVELLE Patrice															
										<b>Total :</b>		<b>1:35.84</b>		<b>+2.58</b>				
26	28	UKR-1	POLIVACH Oleg	4.99	25	19.92	27	28.82	=26	37.89	27	43.10	26	48.03	26	+1.38	134.3	83.4
			ZAMOSTYANYK Bohdan	5.03	24	19.95	25	28.83	25	37.89	25	43.11	26	48.09	26	+1.48	134.2	83.4
			IVANYSHYN Oleksandr															
			ZHURAVSKYY Yuriy															
										<b>Total :</b>		<b>1:36.12</b>		<b>+2.86</b>				



FOUR-MAN, AFTER HEAT 2  
BOB À QUATRE, HOMMES, APRÈS 2e MANCHE

UTAH OLYMPIC PARK FRI 22 FEB 2002 / VEN 22 FEV 2002 START TIME / DEBUT 17:20

Rk	Bib No.	Team	Name	Push Time	Rk	Int.1	Rk	Int.2	Rk	Int.3	Rk	Int.4	Rk	Finish Time	Rk	Time Behind	Speed (km/h)	(mph)	Rec.
27	33	HUN-1	FRANKL Nicholas	5.01	26	19.87	24	28.82	=26	37.98	28	43.22	28	48.26	27	+1.61	132.5	82.3	
			GYULAI Marton	5.07	26	20.03	26	28.90	26	37.99	27	43.20	27	48.18	27	+1.57	133.0	82.6	
			PINTER Bertalan																
			ZSOMBOR Zsolt											<b>Total :</b>		<b>1:36.44</b>		<b>+3.18</b>	
28	29	CRO-1	SOLA Ivan	5.22	31	20.26	29	29.13	=29	38.19	29	43.59	=29	48.84	29	+2.19	127.1	78.9	
			LOVRIC Boris	5.19	28	20.22	=28	29.10	28	38.16	28	43.41	28	48.45	28	+1.84	132.0	82.0	
			KOLUDRA Duliano																
			DRPIC Niki											<b>Total :</b>		<b>1:37.29</b>		<b>+4.03</b>	
29	27	YUG-1	RADJENOVIC Boris	5.16	29	20.27	=30	29.16	31	38.28	31	43.59	=29	48.66	28	+2.01	130.5	81.1	
			DJURDJIC Dalibor	5.26	30	20.42	31	29.39	30	38.52	30	43.78	30	48.79	30	+2.18	131.8	81.9	
			VUCINIC Raso																
			RADJENOVIC Vuk											<b>Total :</b>		<b>1:37.45</b>		<b>+4.19</b>	
30	32	BRA-1	MALESON Eric L W	5.20	30	20.27	=30	29.21	32	38.44	32	43.79	32	48.91	31	+2.26	129.8	80.6	
			INOCENCIO Matheus F	5.20	29	20.22	=28	29.18	29	38.38	29	43.70	29	48.76	29	+2.15	131.0	81.4	
			BINDILATTI Edson																
			PAES Cristiano Rogerio											<b>Total :</b>		<b>1:37.67</b>		<b>+4.41</b>	
31	23	TPE-1	CHEN Chin-San	5.24	32	20.36	33	29.33	33	38.48	33	43.78	31	48.86	30	+2.21	131.0	81.4	
			CHEN Chien-Li	5.27	31	20.40	30	29.40	31	38.63	31	44.01	31	49.19	31	+2.58	129.3	80.3	
			LIN Ruei-Ming																
			CHEN Chien-Sheng											<b>Total :</b>		<b>1:38.05</b>		<b>+4.79</b>	
25	NZL-1	HENDERSON Alan		4.98	24	19.81	23	28.63	23	37.61	23	43.19	27	50.67	32	+4.02	108.4	67.4	
		HARRISON Steve												DNS					
		ROSS Angus																	
		EDMOND Mark												<b>Total :</b>		<b>DNS</b>			
31	ISV-1	SUDZIARSKI Keith		5.27	33	20.29	32	29.13	=29	38.26	30	44.39	33	51.36	33	+4.71	106.9	66.4	
		ZAR Paul												DNS					
		BROWN Christian																	
		SAVITCH Michael												<b>Total :</b>		<b>DNS</b>			

Notes : In the listing of team names, the pilot is always shown first .

LEGEND

**Rk** Rank                      **km/h** kilometers per hour                      = Sign indicates a tie for rank                      **DNS** Did not start  
**Int.** Intermediate time                      **mph** miles per hour  
**Rec.** Records / Record                      **PR** Push Record





FOUR-MAN HEAT 3  
BOB À QUATRE, HOMMES, 3e MANCHE

UTAH OLYMPIC PARK SAT 23 FEB 2002 / SAM 23 FEV 2002 START TIME / DEBUT 15:30

	Push Record				Track Record				
Time	4.72 sec				46.57 sec				
Date	22 FEB 2002				25 FEB 2001				
Team/ Names	SUI-1	ANNEN Martin, SCHAUFELBERGER Silvio, HEFTI Beat, GRAND Cedric			GER	LANGE Andre, BEHRENDT Lars, HOPPE Rene, EMBACH Carsten			

Start Order	Bib No.	Team	Name	Results		Push Time	Int. 1	Int. 2	Int. 3	Int. 4	Finish Time	Total Time
				Heat 1 Heat 2 Total	Rk Rk Rk							
1	10	USA-1	HAYS Todd	46.65	1							
			JONES Randy	46.61	1							
			SCHUFFENHAUER Bill	1:33.26	1							
			HINES Garrett									
2	9	NED-1	GLAS Arend	47.15	16							
			van CALKER Arnold	47.18	=16							
			BECK Timothy	1:34.33	15							
			WELTEN Marcel									
3	8	GER-2	LANGE Andre	46.71	=2							
			KUEHN Enrico	46.64	3							
			KUSKE Kevin	1:33.35	=2							
			EMBACH Carsten									
4	7	SUI-2	REICH Christian	46.71	=2							
			ANDERHUB Steve	46.93	8							
			ACKLIN Guido	1:33.64	4							
			AEBERHARD Urs									
5	6	AUT-1	STAMPFER Wolfgang	47.19	17							
			MUELLER Michael	47.27	18							
			SEELOS Klaus	1:34.46	19							
			SCHUETZENAUER Martin									
6	5	SUI-1	ANNEN Martin	46.72	4							
			SCHAUFELBERGER Silvio	46.63	2							
			HEFTI Beat	1:33.35	=2							
			GRAND Cedric									
7	4	GER-1	LANGEN Christoph	46.91	7							
			ZIMMERMANN Markus	46.77	4							
			SAGMEISTER Franz	1:33.68	6							
			BARUCHA Stefan									
8	3	RUS-1	POPOV Evgeni	47.14	15							
			MAKARTCHUK Piotr	46.98	10							
			GOLUBEV Sergei	1:34.12	12							
			STEPUSCHKIN Dmitri									



FOUR-MAN HEAT 3  
BOB À QUATRE, HOMMES, 3e MANCHE

UTAH OLYMPIC PARK SAT 23 FEB 2002 / SAM 23 FEV 2002 START TIME / DEBUT 15:30

Start Order	Bib No.	Team	Name	Results		Push Time	Int. 1	Int. 2	Int. 3	Int. 4	Finish Time	Total Time
				Heat 1 Heat 2 Total	Rk Rk Rk							
9	2	FRA-2	THOMAS Bruno	46.88	6							
			ANDRE Michel	47.03	12							
			GIROUD Thibault	1:33.91	9							
			PAVIOT Philippe									
10	1	FRA-1	MINGEON Bruno	46.92	8							
			le CHANONY Eric	46.86	7							
			FOUQUET Christophe	1:33.78	7							
			ARBEZ Alexandre									
11	20	USA-2	SHIMER Brian	46.83	5							
			KOHN Mike	46.82	=5							
			SHARP Doug	1:33.65	5							
			STEELE Dan									
12	19	GBR-1	SCARISBRICK Neil	47.09	13							
			RIDER Scott	47.05	13							
			GOEDLUCK Philip	1:34.14	13							
			WARD Dean									
13	18	GBR-2	JOHNSTON Lee	47.06	12							
			HARRIES Philip	47.32	19							
			McCALLA David	1:34.38	17							
			ATTWOOD Paul									
14	17	CZE-1	PUSKAR Pavel	47.23	19							
			DANILEVIC Ivo	47.17	15							
			STUDNICKA Milan	1:34.40	18							
			KOBIAN Jan									
15	16	CAN-1	LUEDERS Pierre	47.12	14							
			LEBLANC Ken	46.97	9							
			ZARDO Giulio	1:34.09	11							
			CARON Pascal									
16	15	NOR-1	KRISTIANSEN Arnfinn	47.02	11							
			STROEMBERG Ole Christian	47.18	=16							
			ROEYLAND Bjarne	1:34.20	14							
			MUSIAL Mariusz Konrad									
17	14	ITA-1	TOSINI Fabrizio	47.48	21							
			PAIS de LIBERA Andrea	47.40	20							
			ROTA Massimiliano	1:34.88	21							
			CIVIDINO Giona									



FOUR-MAN HEAT 3  
BOB À QUATRE, HOMMES, 3e MANCHE

UTAH OLYMPIC PARK SAT 23 FEB 2002 / SAM 23 FEV 2002 START TIME / DEBUT 15:30

Start Order	Bib No.	Team	Name	Results		Push Time	Int. 1	Int. 2	Int. 3	Int. 4	Finish Time	Total Time
				Heat 1 Heat 2 Total	Rk Rk Rk							
18	13	JPN-1	SUZUKI Hiroshi	47.65	23							
			MIURA Shinji	47.46	21							
			DOIGAWA Shinji	1:35.11	22							
			INOUE Masanori									
19	12	LAT-1	PRUSIS Sandis	46.99	=9							
			RULLIS Marcis	46.82	=5							
			SILARAJA Janis	1:33.81	8							
			OZOLS Janis									
20	11	RUS-2	ZOUBKOV Alexandr	47.26	20							
			SELIVERSTOV Alexei	47.09	14							
			EGOROV Philippe	1:34.35	16							
			ANDRYNIN Alexei									
21	28	UKR-1	POLIVACH Oleg	48.03	26							
			ZAMOSTYANYK Bohdan	48.09	26							
			IVANYSHYN Oleksandr	1:36.12	26							
			ZHURAVSKYY Yuriy									
22	27	YUG-1	RADJENOVIC Boris	48.66	28							
			DJURDJIC Dalibor	48.79	30							
			VUCINIC Raso	1:37.45	29							
			RADJENOVIC Vuk									
23	26	ROM-1	ENACHE Florian	47.59	22							
			DUMINICEL Adrian	47.66	23							
			PACIOIANU Iulian	1:35.25	23							
			DEMETRIAD Teodor									
24	24	MON-1	GRIMALDI Albert	47.82	25							
			OULA Charles	48.02	25							
			GATTUSO Sebastien	1:35.84	25							
			SERVELLE Patrice									
25	23	TPE-1	CHEN Chin-San	48.86	30							
			CHEN Chien-Li	49.19	31							
			LIN Rwei-Ming	1:38.05	31							
			CHEN Chien-Sheng									
26	22	POL-1	ZYLA Tomasz	47.22	18							
			KUPCZYK Dawid	47.48	22							
			SIENKO Krzysztof	1:34.70	20							
			GATKA Tomasz									



FOUR-MAN HEAT 3  
BOB À QUATRE, HOMMES, 3e MANCHE

UTAH OLYMPIC PARK SAT 23 FEB 2002 / SAM 23 FEV 2002 START TIME / DEBUT 15:30

Start Order	Bib No.	Team	Name	Results		Push Time	Int. 1	Int. 2	Int. 3	Int. 4	Finish Time	Total Time	
				Heat 1 Heat 2 Total	Rk Rk Rk								
27	21	LAT-2	GUTS Gatis	46.99	=9								
			DICMANIS Intars	46.99	11								
			ROZENTALS Maris	1:33.98	10								
			BUMBULIS Gunars										
28	33	HUN-1	FRANKL Nicholas	48.26	27								
			PALLAI Peter	48.18	27								
			PINTER Bertalan	1:36.44	27								
			ZSOMBOR Zsolt										
29	32	BRA-1	MALESON Eric L W	48.91	31								
			INOCENCIO Matheus F	48.76	29								
			BINDILATTI Edson	1:37.67	30								
			PAES Cristiano Rogerio										
30	30	SVK-1	JAGNESAK Milan	47.80	24								
			PRIELOZNY Brano	47.88	24								
			VANDERKA Marian	1:35.68	24								
			KRESTANKO Robert										
31	29	CRO-1	SOLA Ivan	48.84	29								
			LOVRIC Boris	48.45	28								
			KOLUDRA Duliano	1:37.29	28								
			DRPIC Niki										

**Notes :** In the listing of team names, the pilot is always shown first .

**LEGEND**

**Rk** Rank = Sign indicates a tie for rank

**Int.** Intermediate time

Crews changed for CZE-1 and HUN-1



FOUR-MAN, AFTER HEAT 3  
BOB À QUATRE, HOMMES, APRÈS 3e MANCHE

UTAH OLYMPIC PARK SAT 23 FEB 2002 / SAM 23 FEV 2002 START TIME / DEBUT 15:30

	Push Record				Track Record			
Time	4.72 sec				46.57 sec			
Date	22 FEB 2002				25 FEB 2001			
Team/ Names	SUI-1	ANNEN Martin, SCHAUFELBERGER Silvio, HEFTI Beat, GRAND Cedric			GER	LANGE Andre, BEHRENDT Lars, HOPPE Rene, EMBACH Carsten		

Rk	Bib No.	Team	Name	Push Time	Rk	Int.1 Rk	Int.2 Rk	Int.3 Rk	Int.4 Rk	Finish Time	Rk	Time Behind	Speed (km/h)	Speed (mph)	Rec.
1	8	GER-2	LANGE Andre	4.76	3	19.35	=2 28.06	3 36.93	4 41.97	4	46.71	=2 +0.06	138.3	85.9	
			KUEHN Enrico	4.75	3	19.35	3 28.05	3 36.87	3 41.90	3	46.64	3 +0.03	138.6	86.1	
			KUSKE Kevin	4.78	=3	19.44	3 28.16	1 37.02	1 42.07	1	46.84	1 0.00	138.0	85.7	
			EMBACH Carsten												
										<b>Total :</b>	<b>2:20.19</b>	<b>0.00</b>			
2	5	SUI-1	ANNEN Martin	4.73	1	19.30	1 28.01	1 36.87	2 41.94	2	46.72	4 +0.07	137.2	85.3	
			SCHAUFELBERGER Silv	4.72	1	19.27	1 27.96	1 36.78	1 41.85	1	46.63	2 +0.02	137.1	85.2	PR
			HEFTI Beat	4.75	2	19.40	=1 28.17	2 37.10	2 42.24	3	47.11	3 +0.27	135.7	84.3	
			GRAND Cedric												
										<b>Total :</b>	<b>2:20.46</b>	<b>+0.27</b>			
3	10	USA-1	HAYS Todd	4.75	2	19.35	=2 28.02	2 36.85	1 41.90	1	46.65	1 0.00	138.5	86.1	
			JONES Randy	4.74	2	19.31	2 28.00	2 36.82	2 41.86	2	46.61	1 0.00	138.6	86.1	
			SCHUFFENHAUER Bill	4.74	1	19.40	=1 28.21	3 37.20	4 42.35	4	47.22	4 +0.38	135.7	84.3	
			HINES Garrett												
										<b>Total :</b>	<b>2:20.48</b>	<b>+0.29</b>			
4	20	USA-2	SHIMER Brian	4.87	=17	19.56	=12 28.24	6 37.08	6 42.10	=5	46.83	5 +0.18	139.3	86.5	
			KOHN Mike	4.86	=12	19.51	9 28.20	=6 37.02	5 42.07	5	46.82	=5 +0.21	138.6	86.1	
			SHARP Doug	4.86	=11	19.57	=8 28.27	4 37.12	3 42.19	2	46.98	2 +0.14	137.8	85.6	
			STEELE Dan												
										<b>Total :</b>	<b>2:20.63</b>	<b>+0.44</b>			
5	7	SUI-2	REICH Christian	4.77	=4	19.38	4 28.09	4 36.92	3 41.96	3	46.71	=2 +0.06	138.2	85.9	
			ANDERHUB Steve	4.79	=4	19.40	4 28.15	5 37.03	6 42.12	8	46.93	8 +0.32	136.6	84.9	
			ACKLIN Guido	4.81	=6	19.54	5 28.35	6 37.32	6 42.44	6	47.33	6 +0.49	135.6	84.2	
			AEBERHARD Urs												
										<b>Total :</b>	<b>2:20.97</b>	<b>+0.78</b>			
6	1	FRA-1	MINGEON Bruno	4.86	=14	19.59	=16 28.29	=11 37.13	8 42.17	8	46.92	8 +0.27	138.8	86.3	
			le CHANONY Eric	4.88	=17	19.56	13 28.25	=10 37.07	8 42.11	7	46.86	7 +0.25	138.3	85.9	
			FOUQUET Christophe	4.86	=11	19.61	10 28.39	9 37.31	5 42.42	5	47.25	5 +0.41	136.9	85.1	
			ARBEZ Alexandre												
										<b>Total :</b>	<b>2:21.03</b>	<b>+0.84</b>			
7	2	FRA-2	THOMAS Bruno	4.86	=14	19.57	14 28.29	=11 37.10	7 42.12	7	46.88	6 +0.23	138.1	85.8	
			ANDRE Michel	4.87	=14	19.58	14 28.33	14 37.18	14 42.23	12	47.03	12 +0.42	136.9	85.1	
			GIROUD Thibault	4.89	16	19.64	14 28.46	=12 37.46	11 42.60	11	47.47	11 +0.63	135.5	84.2	
			PAVIOT Philippe												
										<b>Total :</b>	<b>2:21.38</b>	<b>+1.19</b>			
8	12	LAT-1	PRUSIS Sandis	4.81	9	19.47	=6 28.27	=8 37.17	11 42.22	9	46.99	=9 +0.34	138.0	85.7	
			RULLIS Marcis	4.82	=8	19.49	8 28.20	=6 37.04	7 42.08	6	46.82	=5 +0.21	138.5	86.1	
			SILARAJIS Janis	4.84	=9	19.62	=11 28.48	14 37.53	14 42.70	14	47.60	14 +0.76	134.8	83.7	
			OZOLS Janis												
										<b>Total :</b>	<b>2:21.41</b>	<b>+1.22</b>			



FOUR-MAN, AFTER HEAT 3  
BOB À QUATRE, HOMMES, APRÈS 3e MANCHE

UTAH OLYMPIC PARK SAT 23 FEB 2002 / SAM 23 FEV 2002 START TIME / DEBUT 15:30

Rk	Bib No.	Team	Name	Push Time	Rk	Int.1 Rk	Int.2 Rk	Int.3 Rk	Int.4 Rk	Finish Time	Rk	Time Behind	Speed (km/h)	(mph)	Rec.			
9	16	CAN-1	LUEDERS Pierre	4.79	=6	19.50	8	28.28	10	37.21	12	42.30	13	47.12	14	+0.47	137.2	85.3
			LEBLANC Ken	4.82	=8	19.53	10	28.25	=10	37.12	10	42.19	10	46.97	9	+0.36	138.0	85.7
			ZARDO Giulio	4.78	=3	19.52	4	28.33	5	37.35	7	42.51	7	47.41	=7	+0.57	135.2	84.0
			CARON Pascal															
										<b>Total :</b>		<b>2:21.50</b>		<b>+1.31</b>				
10	3	RUS-1	POPOV Evgeni	4.80	8	19.55	11	28.31	=14	37.24	=15	42.34	16	47.14	15	+0.49	136.9	85.1
			MAKARTCHUK Piotr	4.79	=4	19.47	=6	28.21	8	37.10	9	42.18	9	46.98	10	+0.37	137.0	85.1
			GOLUBEV Sergei	4.80	5	19.56	=6	28.37	7	37.37	8	42.54	9	47.45	10	+0.61	135.0	83.9
			STEPUSCHKIN Dmitri															
										<b>Total :</b>		<b>2:21.57</b>		<b>+1.38</b>				
11	19	GBR-1	SCARISBRICK Neil	4.85	13	19.56	=12	28.34	16	37.24	=15	42.31	14	47.09	13	+0.44	137.5	85.4
			RIDER Scott	4.87	=14	19.54	=11	28.27	12	37.15	11	42.24	13	47.05	13	+0.44	136.6	84.9
			GOEDLUCK Philip	4.87	15	19.62	=11	28.42	10	37.42	10	42.57	10	47.44	9	+0.60	135.4	84.1
			WARD Dean															
										<b>Total :</b>		<b>2:21.58</b>		<b>+1.39</b>				
12	21	LAT-2	GUTS Gatis	4.90	20	19.65	20	28.37	18	37.22	=13	42.25	=11	46.99	=9	+0.34	138.6	86.1
			DICMANIS Intars	4.90	=19	19.64	18	28.34	15	37.16	=12	42.22	11	46.99	11	+0.38	137.6	85.5
			ROZENTALS Maris	4.93	18	19.87	20	28.73	19	37.75	18	42.90	=17	47.80	16	+0.96	134.8	83.7
			BUMBULIS Gunars															
										<b>Total :</b>		<b>2:21.78</b>		<b>+1.59</b>				
13	18	GBR-2	JOHNSTON Lee	4.84	=11	19.54	=9	28.26	7	37.14	9	42.25	=11	47.06	12	+0.41	136.5	84.8
			HARRIES Philip	4.86	=12	19.65	19	28.40	18	37.32	18	42.46	=18	47.32	19	+0.71	135.7	84.3
			McCALLA David	4.82	8	19.56	=6	28.38	8	37.38	9	42.53	8	47.41	=7	+0.57	135.3	84.0
			ATTWOOD Paul															
										<b>Total :</b>		<b>2:21.79</b>		<b>+1.60</b>				
14	6	AUT-1	STAMPFER Wolfgang	4.86	=14	19.63	19	28.39	20	37.30	18	42.40	18	47.19	17	+0.54	136.9	85.1
			MUELLER Michael	4.88	=17	19.59	=15	28.41	19	37.36	19	42.46	=18	47.27	18	+0.66	136.5	84.8
			SEELOS Klaus	4.86	=11	19.66	15	28.49	15	37.49	12	42.63	12	47.51	12	+0.67	135.6	84.2
			SCHUETZENAUER Martir															
										<b>Total :</b>		<b>2:21.97</b>		<b>+1.78</b>				
15	17	CZE-1	PUSKAR Pavel	4.84	=11	19.58	15	28.35	17	37.31	19	42.42	19	47.23	19	+0.58	136.6	84.9
			DANILEVIC Ivo	4.85	=10	19.59	=15	28.37	17	37.29	17	42.38	17	47.17	15	+0.56	137.0	85.1
			STUDNICKA Milan	4.84	=9	19.63	13	28.46	=12	37.51	13	42.68	13	47.58	13	+0.74	134.9	83.8
			KOBIAN Jan															
										<b>Total :</b>		<b>2:21.98</b>		<b>+1.79</b>				
16	15	NOR-1	KRISTIANSEN Arnfinn	4.88	19	19.59	=16	28.31	=14	37.16	10	42.23	10	47.02	11	+0.37	136.8	85.0
			STROEMBERG Ole Chris	4.90	=19	19.61	17	28.35	16	37.22	=15	42.31	15	47.18	=16	+0.57	136.0	84.5
			ROEYLAND Bjarne	4.94	=19	19.78	17	28.66	17	37.72	17	42.90	=17	47.84	18	+1.00	133.9	83.2
			MUSIAL Mariusz Konrad															
										<b>Total :</b>		<b>2:22.04</b>		<b>+1.85</b>				
17	11	RUS-2	ZOUBKOV Alexandr	4.79	=6	19.47	=6	28.27	=8	37.26	17	42.39	17	47.26	20	+0.61	135.3	84.0
			SELIVERSTOV Alexei	4.81	7	19.47	=6	28.24	9	37.16	=12	42.26	14	47.09	14	+0.48	136.3	84.7
			EGOROV Philippe	4.81	=6	19.57	=8	28.44	11	37.56	15	42.79	15	47.76	15	+0.92	133.3	82.8
			ANDRYNIN Alexei															
										<b>Total :</b>		<b>2:22.11</b>		<b>+1.92</b>				



FOUR-MAN, AFTER HEAT 3  
BOB À QUATRE, HOMMES, APRÈS 3e MANCHE

UTAH OLYMPIC PARK SAT 23 FEB 2002 / SAM 23 FEV 2002 START TIME / DEBUT 15:30

Rk	Bib No.	Team	Name	Push Time	Rk	Int.1 Rk	Int.2 Rk	Int.3 Rk	Int.4 Rk	Finish Time	Rk	Time Behind	Speed (km/h)	(mph)	Rec.
18	9	NED-1	GLAS Arend	4.82	10	19.54 =9	28.30 13	37.22 =13	42.32 15	47.15	16	+0.50	136.5	84.8	
			van CALKER Arnold	4.85	=10	19.54 =11	28.29 13	37.22 =15	42.34 16	47.18	=16	+0.57	136.0	84.5	
			BECK Timothy	4.86	=11	19.73 16	28.60 16	37.68 16	42.88 16	47.82	17	+0.98	134.0	83.2	
			WELTEN Marcel												
										<b>Total :</b>		<b>2:22.15</b>		<b>+1.96</b>	
19	22	POL-1	ZYLA Tomasz	4.87	=17	19.62 18	28.38 19	37.33 20	42.43 20	47.22	18	+0.57	138.4	86.0	
			KUPCZYK Dawid	4.87	=14	19.68 20	28.47 20	37.47 21	42.62 21	47.48	22	+0.87	136.6	84.9	
			SIENKO Krzysztof	4.91	17	19.81 18	28.70 18	37.80 19	43.00 =19	47.93	20	+1.09	135.1	83.9	
			GATKA Tomasz												
										<b>Total :</b>		<b>2:22.63</b>		<b>+2.44</b>	
20	14	ITA-1	TOSINI Fabrizio	4.91	21	19.73 21	28.51 21	37.47 21	42.61 21	47.48	21	+0.83	135.4	84.1	
			PAIS de LIBERA Andrea	4.93	21	19.76 21	28.51 21	37.43 20	42.55 20	47.40	20	+0.79	136.1	84.6	
			ROTA Massimiliano	4.99	22	19.94 22	28.81 21	37.91 21	43.12 21	48.11	21	+1.27	133.2	82.7	
			CIVIDINO Giona												
										<b>Total :</b>		<b>2:22.99</b>		<b>+2.80</b>	
21	13	JPN-1	SUZUKI Hiroshi	4.95	=22	19.91 26	28.70 24	37.65 24	42.77 23	47.65	23	+1.00	135.3	84.0	
			MIURA Shinji	4.97	23	19.81 22	28.60 22	37.52 22	42.63 22	47.46	21	+0.85	135.8	84.4	
			DOIGAWA Shinji	4.94	=19	19.85 19	28.74 20	37.82 20	43.00 =19	47.92	19	+1.08	134.0	83.2	
			INOUE Masanori												
										<b>Total :</b>		<b>2:23.03</b>		<b>+2.84</b>	
22	26	ROM-1	ENACHE Florian	4.95	=22	19.78 22	28.58 22	37.56 22	42.72 22	47.59	22	+0.94	136.3	84.7	
			DUMINICEL Adrian	4.96	22	19.82 23	28.63 23	37.62 23	42.78 23	47.66	23	+1.05	136.1	84.6	
			PACIOIANU Iulian	4.94	=19	19.93 21	28.87 22	37.99 22	43.22 22	48.19	22	+1.35	134.1	83.3	
			DEMETRIAD Teodor												
										<b>Total :</b>		<b>2:23.44</b>		<b>+3.25</b>	
23	28	UKR-1	POLIVACH Oleg	4.99	25	19.92 27	28.82 =26	37.89 27	43.10 26	48.03	26	+1.38	134.3	83.4	
			ZAMOSTYANYK Bohdan	5.03	24	19.95 25	28.83 25	37.89 25	43.11 26	48.09	26	+1.48	134.2	83.4	
			IVANYSHYN Oleksandr	5.03	24	20.11 24	29.08 24	38.33 24	43.66 23	48.76	23	+1.92	131.1	81.5	
			ZHURAVSKYY Yuriy												
										<b>Total :</b>		<b>2:24.88</b>		<b>+4.69</b>	
24	33	HUN-1	FRANKL Nicholas	5.01	26	19.87 24	28.82 =26	37.98 28	43.22 28	48.26	27	+1.61	132.5	82.3	
			PALLAI Peter	5.07	26	20.03 26	28.90 26	37.99 27	43.20 27	48.18	27	+1.57	133.0	82.6	
			PINTER Bertalan	5.22	=26	20.45 =26	29.49 27	38.71 27	43.99 26	49.03	25	+2.19	131.4	81.6	
			ZSOMBOR Zsolt												
										<b>Total :</b>		<b>2:25.47</b>		<b>+5.28</b>	
25	27	YUG-1	RADJENOVIC Boris	5.16	29	20.27 =30	29.16 31	38.28 31	43.59 =29	48.66	28	+2.01	130.5	81.1	
			DJURDJIC Dalibor	5.26	30	20.42 31	29.39 30	38.52 30	43.78 30	48.79	30	+2.18	131.8	81.9	
			VUCINIC Raso	5.24	28	20.45 =26	29.43 26	38.63 26	43.90 25	48.97	24	+2.13	131.2	81.5	
			RADJENOVIC Vuk												
										<b>Total :</b>		<b>2:26.42</b>		<b>+6.23</b>	
26	29	CRO-1	SOLA Ivan	5.22	31	20.26 29	29.13 =29	38.19 29	43.59 =29	48.84	29	+2.19	127.1	78.9	
			LOVRIC Boris	5.19	28	20.22 =28	29.10 28	38.16 28	43.41 28	48.45	28	+1.84	132.0	82.0	
			KOLUDRA Duliano	5.29	29	20.57 29	29.55 29	38.72 28	44.05 27	49.17	26	+2.33	130.3	80.9	
			DRPIC Niki												
										<b>Total :</b>		<b>2:26.46</b>		<b>+6.27</b>	



FOUR-MAN, AFTER HEAT 3  
BOB À QUATRE, HOMMES, APRÈS 3e MANCHE

UTAH OLYMPIC PARK SAT 23 FEB 2002 / SAM 23 FEV 2002 START TIME / DEBUT 15:30

Rk	Bib No.	Team	Name	Push Time	Rk	Int.1 Rk	Int.2 Rk	Int.3 Rk	Int.4 Rk	Finish Time	Rk	Time Behind	Speed (km/h)	(mph)	Rec.			
27	30	SVK-1	JAGNESAK Milan	5.02	27	19.88	25	28.71	25	37.71	25	42.87	24	47.80	24	+1.15	134.9	83.8
			PRIELOZNY Brano	5.05	25	19.92	24	28.76	24	37.78	24	42.96	24	47.88	24	+1.27	134.9	83.8
			VANDERKA Marian	5.02	23	20.02	23	28.95	23	38.13	23	43.85	24	51.10	29	+4.26	106.7	66.3
			KRESTANKO Robert															
			<b>Total :</b>							<b>2:26.78</b>		<b>+6.59</b>						
28	32	BRA-1	MALESON Eric L W	5.20	30	20.27 =30	29.21	32	38.44	32	43.79	32	48.91	31	+2.26	129.8	80.6	
			INOCENCIO Matheus F	5.20	29	20.22 =28	29.18	29	38.38	29	43.70	29	48.76	29	+2.15	131.0	81.4	
			BINDILATTI Edson	5.22 =26	20.45 =26	29.52	28	38.86	29	44.25	29	49.44	27	+2.60	128.8	80.0		
			PAES Cristiano Rogerio															
			<b>Total :</b>							<b>2:27.11</b>		<b>+6.92</b>						
29	23	TPE-1	CHEN Chin-San	5.24	32	20.36	33	29.33	33	38.48	33	43.78	31	48.86	30	+2.21	131.0	81.4
			CHEN Chien-Li	5.27	31	20.40	30	29.40	31	38.63	31	44.01	31	49.19	31	+2.58	129.3	80.3
			LIN Ruei-Ming	5.39	30	20.77	30	29.90	30	39.29	30	44.75	30	50.03	28	+3.19	127.2	79.0
			CHEN Chien-Sheng															
			<b>Total :</b>							<b>2:28.08</b>		<b>+7.89</b>						
30	24	MON-1	GRIMALDI Albert	5.11	28	19.99	28	28.83	28	37.82	26	42.96	25	47.82	25	+1.17	135.3	84.0
			OULA Charles	5.17	27	20.09	27	28.95	27	37.95	26	43.10	25	48.02	25	+1.41	134.3	83.4
			GATTUSO Sebastien	5.20	25	20.32	25	29.30	25	38.41	25	44.12	28	52.44	30	+5.60	103.8	64.5
			SERVELLE Patrice															
			<b>Total :</b>							<b>2:28.28</b>		<b>+8.09</b>						
4	GER-1	LANGEN Christoph	4.77	=4	19.42	5	28.13	5	37.03	5	42.10	=5	46.91	7	+0.26	137.4	85.3	
		ZIMMERMANN Markus	4.79	=4	19.42	5	28.13	4	36.96	4	42.01	4	46.77	4	+0.16	138.2	85.9	
		SAGMEISTER Franz																
		BARUCHA Stefan																
			<b>Total :</b>							<b>DNS</b>		<b>DNS</b>						
25	NZL-1	HENDERSON Alan	4.98	24	19.81	23	28.63	23	37.61	23	43.19	27	50.67	32	+4.02	108.4	67.4	
		HARRISON Steve																
		ROSS Angus																
		EDMOND Mark																
			<b>Total :</b>							<b>DNS</b>		<b>DNS</b>						
31	ISV-1	SUDZIARSKI Keith	5.27	33	20.29	32	29.13 =29	38.26	30	44.39	33		51.36	33	+4.71	106.9	66.4	
		ZAR Paul																
		BROWN Christian																
		SAVITCH Michael																
			<b>Total :</b>							<b>DNS</b>		<b>DNS</b>						

Notes : In the listing of team names, the pilot is always shown first .

LEGEND

**Rk** Rank                      **km/h** kilometers per hour                      **DNS** Did not start  
**Int.** Intermediate time      **mph** miles per hour  
**Rec.** Records / Record





FOUR-MAN HEAT 4  
BOB À QUATRE, HOMMES, 4e MANCHE

UTAH OLYMPIC PARK SAT 23 FEB 2002 / SAM 23 FEV 2002 START TIME / DEBUT 17:20

	Push Record				Track Record				
Time	4.72 sec				46.57 sec				
Date	22 FEB 2002				25 FEB 2001				
Team/ Names	SUI-1	ANNEN Martin, SCHAUFELBERGER Silvio, HEFTI Beat, GRAND Cedric			GER	LANGE Andre, BEHRENDT Lars, HOPPE Rene, EMBACH Carsten			

Start Order	Bib No.	Team	Name	Results		Push Time	Int. 1	Int. 2	Int. 3	Int. 4	Finish Time	Total Time	
				Heat 1 Heat 2 Heat 3 Total	Rk Rk Rk Rk								
1	17	CZE-1	PUSKAR Pavel	47.23	19								
			DANILEVIC Ivo	47.17	15								
			STUDNICKA Milan	47.58	13								
			KOBIAN Jan	2:21.98	15								
2	6	AUT-1	STAMPFER Wolfgang	47.19	17								
			MUELLER Michael	47.27	18								
			SEELOS Klaus	47.51	12								
			SCHUETZENAUER Martin	2:21.97	14								
3	18	GBR-2	JOHNSTON Lee	47.06	12								
			HARRIES Philip	47.32	19								
			McCALLA David	47.41	=7								
			ATTWOOD Paul	2:21.79	13								
4	21	LAT-2	GUTS Gatis	46.99	=9								
			DICMANIS Intars	46.99	11								
			ROZENTALS Maris	47.80	16								
			BUMBULIS Gunars	2:21.78	12								
5	19	GBR-1	SCARISBRICK Neil	47.09	13								
			RIDER Scott	47.05	13								
			GOEDLUCK Philip	47.44	9								
			WARD Dean	2:21.58	11								
6	3	RUS-1	POPOV Evgeni	47.14	15								
			MAKARTCHUK Piotr	46.98	10								
			GOLUBEV Sergei	47.45	10								
			STEPUSCHKIN Dmitri	2:21.57	10								
7	16	CAN-1	LUEDERS Pierre	47.12	14								
			LEBLANC Ken	46.97	9								
			ZARDO Giulio	47.41	=7								
			CARON Pascal	2:21.50	9								
8	12	LAT-1	PRUSIS Sandis	46.99	=9								
			RULLIS Marcis	46.82	=5								
			SILARAJA Janis	47.60	14								
			OZOLS Janis	2:21.41	8								



FOUR-MAN HEAT 4  
BOB À QUATRE, HOMMES, 4e MANCHE

UTAH OLYMPIC PARK SAT 23 FEB 2002 / SAM 23 FEV 2002 START TIME / DEBUT 17:20

Start Order	Bib No.	Team	Name	Results			Push Time	Int. 1	Int. 2	Int. 3	Int. 4	Finish Time	Total Time	
				Heat 1	Rk	Rk								
9	2	FRA-2	THOMAS Bruno	46.88	6									
			ANDRE Michel	47.03	12									
			GIROUD Thibault	47.47	11									
			PAVIOT Philippe	2:21.38	7									
10	1	FRA-1	MINGEON Bruno	46.92	8									
			le CHANONY Eric	46.86	7									
			FOUQUET Christophe	47.25	5									
			ARBEZ Alexandre	2:21.03	6									
11	7	SUI-2	REICH Christian	46.71	=2									
			ANDERHUB Steve	46.93	8									
			ACKLIN Guido	47.33	6									
			AEBERHARD Urs	2:20.97	5									
12	20	USA-2	SHIMER Brian	46.83	5									
			KOHN Mike	46.82	=5									
			SHARP Doug	46.98	2									
			STEELE Dan	2:20.63	4									
13	10	USA-1	HAYS Todd	46.65	1									
			JONES Randy	46.61	1									
			SCHUFFENHAUER Bill	47.22	4									
			HINES Garrett	2:20.48	3									
14	5	SUI-1	ANNEN Martin	46.72	4									
			SCHAUFELBERGER Silvio	46.63	2									
			HEFTI Beat	47.11	3									
			GRAND Cedric	2:20.46	2									
15	8	GER-2	LANGE Andre	46.71	=2									
			KUEHN Enrico	46.64	3									
			KUSKE Kevin	46.84	1									
			EMBACH Carsten	2:20.19	1									
16	15	NOR-1	KRISTIANSEN Arnfinn	47.02	11									
			STROEMBERG Ole Christian	47.18	=16									
			ROEYLAND Bjarne	47.84	18									
			MUSIAL Mariusz Konrad	2:22.04	16									
17	11	RUS-2	ZOUBKOV Alexandr	47.26	20									
			SELIVERSTOV Alexei	47.09	14									
			EGOROV Philippe	47.76	15									
			ANDRYNIN Alexei	2:22.11	17									



FOUR-MAN HEAT 4  
BOB À QUATRE, HOMMES, 4e MANCHE

UTAH OLYMPIC PARK SAT 23 FEB 2002 / SAM 23 FEV 2002 START TIME / DEBUT 17:20

Start Order	Bib No.	Team	Name	Results		Push Time	Int. 1	Int. 2	Int. 3	Int. 4	Finish Time	Total Time	
				Heat 1 Heat 2 Heat 3 Total	Rk Rk Rk Rk								
18	9	NED-1	GLAS Arend	47.15	16								
			van CALKER Arnold	47.18	=16								
			BECK Timothy	47.82	17								
			WELTEN Marcel	2:22.15	18								
19	22	POL-1	ZYLA Tomasz	47.22	18								
			KUPCZYK Dawid	47.48	22								
			SIENKO Krzysztof	47.93	20								
			GATKA Tomasz	2:22.63	19								
20	14	ITA-1	TOSINI Fabrizio	47.48	21								
			PAIS de LIBERA Andrea	47.40	20								
			ROTA Massimiliano	48.11	21								
			CIVIDINO Giona	2:22.99	20								
21	13	JPN-1	SUZUKI Hiroshi	47.65	23								
			MIURA Shinji	47.46	21								
			DOIGAWA Shinji	47.92	19								
			INOUE Masanori	2:23.03	21								
22	26	ROM-1	ENACHE Florian	47.59	22								
			DUMINICEL Adrian	47.66	23								
			PACIOIANU Iulian	48.19	22								
			DEMETRIAD Teodor	2:23.44	22								
23	28	UKR-1	POLIVACH Oleg	48.03	26								
			ZAMOSTYANYK Bohdan	48.09	26								
			IVANYSHYN Oleksandr	48.76	23								
			ZHURAVSKYY Yuriy	2:24.88	23								
24	33	HUN-1	FRANKL Nicholas	48.26	27								
			PALLAI Peter	48.18	27								
			PINTER Bertalan	49.03	25								
			ZSOMBOR Zsolt	2:25.47	24								
25	27	YUG-1	RADJENOVIC Boris	48.66	28								
			DJURDJIC Dalibor	48.79	30								
			VUCINIC Raso	48.97	24								
			RADJENOVIC Vuk	2:26.42	25								
26	29	CRO-1	SOLA Ivan	48.84	29								
			LOVRIC Boris	48.45	28								
			KOLUDRA Duliano	49.17	26								
			DRPIC Niki	2:26.46	26								



FOUR-MAN HEAT 4  
BOB À QUATRE, HOMMES, 4e MANCHE

UTAH OLYMPIC PARK SAT 23 FEB 2002 / SAM 23 FEV 2002 START TIME / DEBUT 17:20

Start Order	Bib No.	Team	Name	Results		Push Time	Int. 1	Int. 2	Int. 3	Int. 4	Finish Time	Total Time	
				Heat 1 Heat 2 Heat 3 Total	Rk Rk Rk Rk								
27	30	SVK-1	JAGNESAK Milan	47.80	24								
			PRIELOZNY Brano	47.88	24								
			VANDERKA Marian	51.10	29								
			KRESTANKO Robert	2:26.78	27								
28	32	BRA-1	MALESON Eric L W	48.91	31								
			INOCENCIO Matheus F	48.76	29								
			BINDILATTI Edson	49.44	27								
			PAES Cristiano Rogerio	2:27.11	28								
29	23	TPE-1	CHEN Chin-San	48.86	30								
			CHEN Chien-Li	49.19	31								
			LIN Ruei-Ming	50.03	28								
			CHEN Chien-Sheng	2:28.08	29								
30	24	MON-1	GRIMALDI Albert	47.82	25								
			OULA Charles	48.02	25								
			GATTUSO Sebastien	52.44	30								
			SERVELLE Patrice	2:28.28	30								

**Notes :** In the listing of team names, the pilot is always shown first .

**LEGEND**

**Rk** Rank

**Int.** Intermediate time



FOUR-MAN  
BOB À QUATRE, HOMMES

UTAH OLYMPIC PARK SAT 23 FEB 2002 / SAM 23 FEV 2002 START TIME / DEBUT 17:20

	Push Record				Track Record			
Time	4.72 sec				46.57 sec			
Date	22 FEB 2002				25 FEB 2001			
Team/ Names	SUI-1	ANNEN Martin, SCHAUFELBERGER Silvio, HEFTI Beat, GRAND Cedric			GER	LANGE Andre, BEHRENDT Lars, HOPPE Rene, EMBACH Carsten		

Rk	Bib No.	Team	Name	Push Time	Rk	Int.1	Rk	Int.2	Rk	Int.3	Rk	Int.4	Rk	Finish Time	Rk	Time Behind	Speed (km/h)	Speed (mph)	Rec.
1	8	GER-2	LANGE Andre	4.76	3	19.35	=2	28.06	3	36.93	4	41.97	4	46.71	=2	+0.06	138.3	85.9	
			KUEHN Enrico	4.75	3	19.35	3	28.05	3	36.87	3	41.90	3	46.64	3	+0.03	138.6	86.1	
			KUSKE Kevin	4.78	=3	19.44	3	28.16	1	37.02	1	42.07	1	46.84	1	0.00	138.0	85.7	
			EMBACH Carsten	4.82	2	19.65	=2	28.46	3	37.40	3	42.50	3	47.32	2	+0.09	136.5	84.8	
				<b>Total :</b>								<b>3:07.51</b>			<b>0.00</b>				
2	10	USA-1	HAYS Todd	4.75	2	19.35	=2	28.02	2	36.85	1	41.90	1	46.65	1	0.00	138.5	86.1	
			JONES Randy	4.74	2	19.31	2	28.00	2	36.82	2	41.86	2	46.61	1	0.00	138.6	86.1	
			SCHUFFENHAUER Bill	4.74	1	19.40	=1	28.21	3	37.20	4	42.35	4	47.22	4	+0.38	135.7	84.3	
			HINES Garrett	4.80	1	19.58	1	28.39	1	37.34	=1	42.46	2	47.33	3	+0.10	136.2	84.6	
				<b>Total :</b>								<b>3:07.81</b>			<b>+0.30</b>				
3	20	USA-2	SHIMER Brian	4.87	=17	19.56	=12	28.24	6	37.08	6	42.10	=5	46.83	5	+0.18	139.3	86.5	
			KOHN Mike	4.86	=12	19.51	9	28.20	=6	37.02	5	42.07	5	46.82	=5	+0.21	138.6	86.1	
			SHARP Doug	4.86	=11	19.57	=8	28.27	4	37.12	3	42.19	2	46.98	2	+0.14	137.8	85.6	
			STEELE Dan	4.87	=9	19.69	6	28.44	2	37.34	=1	42.41	1	47.23	1	0.00	137.4	85.3	
				<b>Total :</b>								<b>3:07.86</b>			<b>+0.35</b>				
4	5	SUI-1	ANNEN Martin	4.73	1	19.30	1	28.01	1	36.87	2	41.94	2	46.72	4	+0.07	137.2	85.3	
			SCHAUFELBERGER Silv	4.72	1	19.27	1	27.96	1	36.78	1	41.85	1	46.63	2	+0.02	137.1	85.2	PR
			HEFTI Beat	4.75	2	19.40	=1	28.17	2	37.10	2	42.24	3	47.11	3	+0.27	135.7	84.3	
			GRAND Cedric	4.83	=3	19.65	=2	28.47	4	37.47	4	42.61	4	47.49	4	+0.26	135.4	84.1	
				<b>Total :</b>								<b>3:07.95</b>			<b>+0.44</b>				
5	1	FRA-1	MINGEON Bruno	4.86	=14	19.59	=16	28.29	=11	37.13	8	42.17	8	46.92	8	+0.27	138.8	86.3	
			le CHANONY Eric	4.88	=17	19.56	13	28.25	=10	37.07	8	42.11	7	46.86	7	+0.25	138.3	85.9	
			FOUQUET Christophe	4.86	=11	19.61	10	28.39	9	37.31	5	42.42	5	47.25	5	+0.41	136.9	85.1	
			ARBEZ Alexandre	4.91	13	19.77	10	28.58	8	37.56	=6	42.68	6	47.53	5	+0.30	136.4	84.7	
				<b>Total :</b>								<b>3:08.56</b>			<b>+1.05</b>				
6	7	SUI-2	REICH Christian	4.77	=4	19.38	4	28.09	4	36.92	3	41.96	3	46.71	=2	+0.06	138.2	85.9	
			ANDERHUB Steve	4.79	=4	19.40	4	28.15	5	37.03	6	42.12	8	46.93	8	+0.32	136.6	84.9	
			ACKLIN Guido	4.81	=6	19.54	5	28.35	6	37.32	6	42.44	6	47.33	6	+0.49	135.6	84.2	
			AEBERHARD Urs	4.85	=7	19.70	7	28.54	7	37.56	=6	42.72	=8	47.62	8	+0.39	135.0	83.9	
				<b>Total :</b>								<b>3:08.59</b>			<b>+1.08</b>				



FOUR-MAN  
BOB À QUATRE, HOMMES

UTAH OLYMPIC PARK SAT 23 FEB 2002 / SAM 23 FEV 2002 START TIME / DEBUT 17:20

Rk	Bib No.	Team	Name	Push Time	Rk	Int.1	Rk	Int.2	Rk	Int.3	Rk	Int.4	Rk	Finish Time	Rk	Time Behind	Speed (km/h)	(mph)	Rec.
7	12	LAT-1	PRUSIS Sandis	4.81	9	19.47	=6	28.27	=8	37.17	11	42.22	9	46.99	=9	+0.34	138.0	85.7	
			RULLIS Marcis	4.82	=8	19.49	8	28.20	=6	37.04	7	42.08	6	46.82	=5	+0.21	138.5	86.1	
			SILARAJS Janis	4.84	=9	19.62	=11	28.48	14	37.53	14	42.70	14	47.60	14	+0.76	134.8	83.7	
			OZOLS Janis	4.84	=5	19.65	=2	28.52	6	37.56	=6	42.72	=8	47.65	9	+0.42	134.3	83.4	
			<b>Total :</b>											<b>3:09.06</b>		<b>+1.55</b>			
8	3	RUS-1	POPOV Evgeni	4.80	8	19.55	11	28.31	=14	37.24	=15	42.34	16	47.14	15	+0.49	136.9	85.1	
			MAKARTCHUK Piotr	4.79	=4	19.47	=6	28.21	8	37.10	9	42.18	9	46.98	10	+0.37	137.0	85.1	
			GOLUBEV Sergei	4.80	5	19.56	=6	28.37	7	37.37	8	42.54	9	47.45	10	+0.61	135.0	83.9	
			STEPUSCHKIN Dmitri	4.83	=3	19.66	5	28.50	5	37.50	5	42.66	5	47.58	6	+0.35	134.7	83.7	
			<b>Total :</b>											<b>3:09.15</b>		<b>+1.64</b>			
9	16	CAN-1	LUEDERS Pierre	4.79	=6	19.50	8	28.28	10	37.21	12	42.30	13	47.12	14	+0.47	137.2	85.3	
			LEBLANC Ken	4.82	=8	19.53	10	28.25	=10	37.12	10	42.19	10	46.97	9	+0.36	138.0	85.7	
			ZARDO Giulio	4.78	=3	19.52	4	28.33	5	37.35	7	42.51	7	47.41	=7	+0.57	135.2	84.0	
			CARON Pascal	4.85	=7	19.74	8	28.59	9	37.60	10	42.77	10	47.67	11	+0.44	135.3	84.0	
			<b>Total :</b>											<b>3:09.17</b>		<b>+1.66</b>			
10	2	FRA-2	THOMAS Bruno	4.86	=14	19.57	14	28.29	=11	37.10	7	42.12	7	46.88	6	+0.23	138.1	85.8	
			ANDRE Michel	4.87	=14	19.58	14	28.33	14	37.18	14	42.23	12	47.03	12	+0.42	136.9	85.1	
			GIROUD Thibault	4.89	16	19.64	14	28.46	=12	37.46	11	42.60	11	47.47	11	+0.63	135.5	84.2	
			PAVIOT Philippe	4.94	15	19.93	17	28.78	16	37.81	=14	42.95	13	47.82	13	+0.59	135.3	84.0	
			<b>Total :</b>											<b>3:09.20</b>		<b>+1.69</b>			
11	19	GBR-1	SCARISBRICK Neil	4.85	13	19.56	=12	28.34	16	37.24	=15	42.31	14	47.09	13	+0.44	137.5	85.4	
			RIDER Scott	4.87	=14	19.54	=11	28.27	12	37.15	11	42.24	13	47.05	13	+0.44	136.6	84.9	
			GOEDLUCK Philip	4.87	15	19.62	=11	28.42	10	37.42	10	42.57	10	47.44	9	+0.60	135.4	84.1	
			WARD Dean	4.90	12	19.79	12	28.66	11	37.71	11	42.88	12	47.79	12	+0.56	134.7	83.7	
			<b>Total :</b>											<b>3:09.37</b>		<b>+1.86</b>			
12	21	LAT-2	GUTS Gatis	4.90	20	19.65	20	28.37	18	37.22	=13	42.25	=11	46.99	=9	+0.34	138.6	86.1	
			DICMANIS Intars	4.90	=19	19.64	18	28.34	15	37.16	=12	42.22	11	46.99	11	+0.38	137.6	85.5	
			ROZENTALS Maris	4.93	18	19.87	20	28.73	19	37.75	18	42.90	=17	47.80	16	+0.96	134.8	83.7	
			BUMBULIS Gunars	4.96	16	19.91	15	28.77	=14	37.72	12	42.83	11	47.66	10	+0.43	136.5	84.8	
			<b>Total :</b>											<b>3:09.44</b>		<b>+1.93</b>			
13	6	AUT-1	STAMPFER Wolfgang	4.86	=14	19.63	19	28.39	20	37.30	18	42.40	18	47.19	17	+0.54	136.9	85.1	
			MUELLER Michael	4.88	=17	19.59	=15	28.41	19	37.36	19	42.46	=18	47.27	18	+0.66	136.5	84.8	
			SEELOS Klaus	4.86	=11	19.66	15	28.49	15	37.49	12	42.63	12	47.51	12	+0.67	135.6	84.2	
			SCHUETZENAUER Martir	4.87	=9	19.76	9	28.60	10	37.57	9	42.71	7	47.60	7	+0.37	135.2	84.0	
			<b>Total :</b>											<b>3:09.57</b>		<b>+2.06</b>			
14	18	GBR-2	JOHNSTON Lee	4.84	=11	19.54	=9	28.26	7	37.14	9	42.25	=11	47.06	12	+0.41	136.5	84.8	
			HARRIES Philip	4.86	=12	19.65	19	28.40	18	37.32	18	42.46	=18	47.32	19	+0.71	135.7	84.3	
			McCALLA David	4.82	8	19.56	=6	28.38	8	37.38	9	42.53	8	47.41	=7	+0.57	135.3	84.0	
			ATTWOOD Paul	4.87	=9	19.78	11	28.71	13	37.81	=14	43.03	16	47.98	16	+0.75	133.7	83.0	
			<b>Total :</b>											<b>3:09.77</b>		<b>+2.26</b>			



FOUR-MAN  
BOB À QUATRE, HOMMES

UTAH OLYMPIC PARK SAT 23 FEB 2002 / SAM 23 FEV 2002 START TIME / DEBUT 17:20

Rk	Bib No.	Team	Name	Push Time	Rk	Int.1	Rk	Int.2	Rk	Int.3	Rk	Int.4	Rk	Finish Time	Rk	Time Behind	Speed (km/h)	(mph)	Rec.
15	17	CZE-1	PUSKAR Pavel	4.84	=11	19.58	15	28.35	17	37.31	19	42.42	19	47.23	19	+0.58	136.6	84.9	
			DANILEVIC Ivo	4.85	=10	19.59	=15	28.37	17	37.29	17	42.38	17	47.17	15	+0.56	137.0	85.1	
			STUDNICKA Milan	4.84	=9	19.63	13	28.46	=12	37.51	13	42.68	13	47.58	13	+0.74	134.9	83.8	
			KOBIAN Jan	4.84	=5	19.81	13	28.70	12	37.78	13	42.97	14	47.95	14	+0.72	134.0	83.2	
				<b>Total :</b>										<b>3:09.93</b>		<b>+2.42</b>			
16	11	RUS-2	ZOUBKOV Alexandr	4.79	=6	19.47	=6	28.27	=8	37.26	17	42.39	17	47.26	20	+0.61	135.3	84.0	
			SELIVERSTOV Alexei	4.81	7	19.47	=6	28.24	9	37.16	=12	42.26	14	47.09	14	+0.48	136.3	84.7	
			EGOROV Philippe	4.81	=6	19.57	=8	28.44	11	37.56	15	42.79	15	47.76	15	+0.92	133.3	82.8	
			ANDRYNIN Alexei	4.93	14	19.89	14	28.81	17	37.91	17	43.11	17	48.04	17	+0.81	134.2	83.4	
				<b>Total :</b>										<b>3:10.15</b>		<b>+2.64</b>			
17	9	NED-1	GLAS Arend	4.82	10	19.54	=9	28.30	13	37.22	=13	42.32	15	47.15	16	+0.50	136.5	84.8	
			van CALKER Arnold	4.85	=10	19.54	=11	28.29	13	37.22	=15	42.34	16	47.18	=16	+0.57	136.0	84.5	
			BECK Timothy	4.86	=11	19.73	16	28.60	16	37.68	16	42.88	16	47.82	17	+0.98	134.0	83.2	
			WELTEN Marcel	5.02	21	20.06	21	28.94	20	38.03	20	43.23	20	48.23	21	+1.00	133.5	82.9	
				<b>Total :</b>										<b>3:10.38</b>		<b>+2.87</b>			
18	22	POL-1	ZYLA Tomasz	4.87	=17	19.62	18	28.38	19	37.33	20	42.43	20	47.22	18	+0.57	138.4	86.0	
			KUPCZYK Dawid	4.87	=14	19.68	20	28.47	20	37.47	21	42.62	21	47.48	22	+0.87	136.6	84.9	
			SIENKO Krzysztof	4.91	17	19.81	18	28.70	18	37.80	19	43.00	=19	47.93	20	+1.09	135.1	83.9	
			GATKA Tomasz	4.97	17	20.00	19	28.90	18	37.99	18	43.18	18	48.10	18	+0.87	135.7	84.3	
				<b>Total :</b>										<b>3:10.73</b>		<b>+3.22</b>			
19	14	ITA-1	TOSINI Fabrizio	4.91	21	19.73	21	28.51	21	37.47	21	42.61	21	47.48	21	+0.83	135.4	84.1	
			PAIS de LIBERA Andrea	4.93	21	19.76	21	28.51	21	37.43	20	42.55	20	47.40	20	+0.79	136.1	84.6	
			ROTA Massimiliano	4.99	22	19.94	22	28.81	21	37.91	21	43.12	21	48.11	21	+1.27	133.2	82.7	
			CIVIDINO Giona	4.99	20	19.92	16	28.77	=14	37.82	16	43.01	15	47.97	15	+0.74	134.2	83.4	
				<b>Total :</b>										<b>3:10.96</b>		<b>+3.45</b>			
20	13	JPN-1	SUZUKI Hiroshi	4.95	=22	19.91	26	28.70	24	37.65	24	42.77	23	47.65	23	+1.00	135.3	84.0	
			MIURA Shinji	4.97	23	19.81	22	28.60	22	37.52	22	42.63	22	47.46	21	+0.85	135.8	84.4	
			DOIGAWA Shinji	4.94	=19	19.85	19	28.74	20	37.82	20	43.00	=19	47.92	19	+1.08	134.0	83.2	
			INOUE Masanori	4.98	=18	19.98	18	28.91	19	38.00	19	43.19	19	48.14	19	+0.91	134.0	83.2	
				<b>Total :</b>										<b>3:11.17</b>		<b>+3.66</b>			
21	26	ROM-1	ENACHE Florian	4.95	=22	19.78	22	28.58	22	37.56	22	42.72	22	47.59	22	+0.94	136.3	84.7	
			DUMINICEL Adrian	4.96	22	19.82	23	28.63	23	37.62	23	42.78	23	47.66	23	+1.05	136.1	84.6	
			PACIOIANU Iulian	4.94	=19	19.93	21	28.87	22	37.99	22	43.22	22	48.19	22	+1.35	134.1	83.3	
			DEMETRIAD Teodor	4.98	=18	20.01	20	28.95	21	38.05	21	43.26	21	48.22	20	+0.99	134.4	83.5	
				<b>Total :</b>										<b>3:11.66</b>		<b>+4.15</b>			
22	28	UKR-1	POLIVACH Oleg	4.99	25	19.92	27	28.82	=26	37.89	27	43.10	26	48.03	26	+1.38	134.3	83.4	
			ZAMOSTYANYK Bohdan	5.03	24	19.95	25	28.83	25	37.89	25	43.11	26	48.09	26	+1.48	134.2	83.4	
			IVANYSHYN Oleksandr	5.03	24	20.11	24	29.08	24	38.33	24	43.66	23	48.76	23	+1.92	131.1	81.5	
			ZHURAVSKYY Yuriy	5.08	22	20.26	22	29.26	23	38.50	23	43.81	23	48.89	23	+1.66	131.7	81.8	
				<b>Total :</b>										<b>3:13.77</b>		<b>+6.26</b>			



FOUR-MAN  
BOB À QUATRE, HOMMES

UTAH OLYMPIC PARK SAT 23 FEB 2002 / SAM 23 FEV 2002 START TIME / DEBUT 17:20

Rk	Bib No.	Team	Name	Push Time	Rk	Int.1 Rk	Int.2 Rk	Int.3 Rk	Int.4 Rk	Finish Time	Rk	Time Behind	Speed (km/h)	(mph)	Rec.			
23	33	HUN-1	FRANKL Nicholas	5.01	26	19.87	24	28.82	=26	37.98	28	43.22	28	48.26	27	+1.61	132.5	82.3
			PALLAI Peter	5.07	26	20.03	26	28.90	26	37.99	27	43.20	27	48.18	27	+1.57	133.0	82.6
			PINTER Bertalan	5.22	=26	20.45	=26	29.49	27	38.71	27	43.99	26	49.03	25	+2.19	131.4	81.6
			ZSOMBOR Zsolt	5.17	24	20.50	25	29.61	27	38.81	26	44.06	26	49.08	25	+1.85	132.5	82.3
				<b>Total :</b>									<b>3:14.55</b>		<b>+7.04</b>			
24	30	SVK-1	JAGNESAK Milan	5.02	27	19.88	25	28.71	25	37.71	25	42.87	24	47.80	24	+1.15	134.9	83.8
			PRIELOZNY Brano	5.05	25	19.92	24	28.76	24	37.78	24	42.96	24	47.88	24	+1.27	134.9	83.8
			VANDERKA Marian	5.02	23	20.02	23	28.95	23	38.13	23	43.85	24	51.10	29	+4.26	106.7	66.3
			KRESTANKO Robert	5.15	23	20.31	23	29.22	22	38.30	22	43.58	22	48.64	22	+1.41	131.6	81.8
				<b>Total :</b>									<b>3:15.42</b>		<b>+7.91</b>			
25	27	YUG-1	RADJENOVIC Boris	5.16	29	20.27	=30	29.16	31	38.28	31	43.59	=29	48.66	28	+2.01	130.5	81.1
			DJURDJIC Dalibor	5.26	30	20.42	31	29.39	30	38.52	30	43.78	30	48.79	30	+2.18	131.8	81.9
			VUCINIC Raso	5.24	28	20.45	=26	29.43	26	38.63	26	43.90	25	48.97	24	+2.13	131.2	81.5
			RADJENOVIC Vuk	5.25	25	20.51	26	29.51	25	38.69	25	44.01	25	49.13	26	+1.90	130.2	80.9
				<b>Total :</b>									<b>3:15.55</b>		<b>+8.04</b>			
26	29	CRO-1	SOLA Ivan	5.22	31	20.26	29	29.13	=29	38.19	29	43.59	=29	48.84	29	+2.19	127.1	78.9
			LOVRIC Boris	5.19	28	20.22	=28	29.10	28	38.16	28	43.41	28	48.45	28	+1.84	132.0	82.0
			KOLUDRA Duliano	5.29	29	20.57	29	29.55	29	38.72	28	44.05	27	49.17	26	+2.33	130.3	80.9
			DRPIC Niki	5.31	=27	20.55	=27	29.54	26	38.82	27	44.33	27	49.68	=28	+2.45	125.2	77.8
				<b>Total :</b>									<b>3:16.14</b>		<b>+8.63</b>			
27	32	BRA-1	MALESON Eric L W	5.20	30	20.27	=30	29.21	32	38.44	32	43.79	32	48.91	31	+2.26	129.8	80.6
			INOCENCIO Matheus F	5.20	29	20.22	=28	29.18	29	38.38	29	43.70	29	48.76	29	+2.15	131.0	81.4
			BINDILATTI Edson	5.22	=26	20.45	=26	29.52	28	38.86	29	44.25	29	49.44	27	+2.60	128.8	80.0
			PAES Cristiano Rogerio	5.26	26	20.65	29	29.78	29	39.09	29	44.45	29	49.62	27	+2.39	129.4	80.4
				<b>Total :</b>									<b>3:16.73</b>		<b>+9.22</b>			
28	24	MON-1	GRIMALDI Albert	5.11	28	19.99	28	28.83	28	37.82	26	42.96	25	47.82	25	+1.17	135.3	84.0
			OULA Charles	5.17	27	20.09	27	28.95	27	37.95	26	43.10	25	48.02	25	+1.41	134.3	83.4
			CALMES Jean-Francois	5.20	25	20.32	25	29.30	25	38.41	25	44.12	28	52.44	30	+5.60	103.8	64.5
			SERVELLE Patrice	5.32	29	20.47	24	29.47	24	38.62	24	43.86	24	48.91	24	+1.68	131.9	81.9
				<b>Total :</b>									<b>3:17.19</b>		<b>+9.68</b>			
29	23	TPE-1	CHEN Chin-San	5.24	32	20.36	33	29.33	33	38.48	33	43.78	31	48.86	30	+2.21	131.0	81.4
			CHEN Chien-Li	5.27	31	20.40	30	29.40	31	38.63	31	44.01	31	49.19	31	+2.58	129.3	80.3
			LIN Ruei-Ming	5.39	30	20.77	30	29.90	30	39.29	30	44.75	30	50.03	28	+3.19	127.2	79.0
			CHEN Chien-Sheng	5.31	=27	20.55	=27	29.65	28	39.02	28	44.44	28	49.68	=28	+2.45	128.7	80.0
				<b>Total :</b>									<b>3:17.76</b>		<b>+10.25</b>			
15	NOR-1	KRISTIANSEN Arnfinn	4.88	19	19.59	=16	28.31	=14	37.16	10	42.23	10	47.02	11	+0.37	136.8	85.0	
		STROEMBERG Ole Chris	4.90	=19	19.61	17	28.35	16	37.22	=15	42.31	15	47.18	=16	+0.57	136.0	84.5	
		ROEYLAND Bjarne	4.94	=19	19.78	17	28.66	17	37.72	17	42.90	=17	47.84	18	+1.00	133.9	83.2	
		MUSIAL Mariusz Konrad											DSQ					
				<b>Total :</b>									<b>DSQ</b>					





FOUR-MAN  
BOB À QUATRE, HOMMES

UTAH OLYMPIC PARK SAT 23 FEB 2002 / SAM 23 FEV 2002 START TIME / DEBUT 17:20

Rk	Bib No.	Team	Name	Push Time	Rk	Int.1 Rk	Int.2 Rk	Int.3 Rk	Int.4 Rk	Finish Time	Rk	Time Behind	Speed (km/h)	(mph)	Rec.			
4	GER-1	LANGEN Christoph		4.77	=4	19.42	5	28.13	5	37.03	5	42.10	=5	46.91	7	+0.26	137.4	85.3
		ZIMMERMANN Markus		4.79	=4	19.42	5	28.13	4	36.96	4	42.01	4	46.77	4	+0.16	138.2	85.9
		SAGMEISTER Franz																
		BARUCHA Stefan																
										<b>Total :</b>		<b>DNS</b>						
25	NZL-1	HENDERSON Alan		4.98	24	19.81	23	28.63	23	37.61	23	43.19	27	50.67	32	+4.02	108.4	67.4
		HARRISON Steve																
		ROSS Angus																
		EDMOND Mark																
										<b>Total :</b>		<b>DNS</b>						
31	ISV-1	SUDZIARSKI Keith		5.27	33	20.29	32	29.13	=29	38.26	30	44.39	33	51.36	33	+4.71	106.9	66.4
		ZAR Paul																
		BROWN Christian																
		SAVITCH Michael																
										<b>Total :</b>		<b>DNS</b>						

Race Director

Jury President

Notes : In the listing of team names, the pilot is always shown first .

LEGEND

**Rk** Rank      **km/h** kilometers per hour      **DSQ** Disqualified      **DNS** Did not start  
**Int.** Intermediate time      **mph** miles per hour  
**Rec.** Records / Record

The above results do not reflect possible disqualifications due to material check or doping.

NOR-1 dsq - late at start



FOUR-MAN, AFTER HEAT 4  
BOB À QUATRE, HOMMES, APRÈS 4e MANCHE

UTAH OLYMPIC PARK SAT 23 FEB 2002 / SAM 23 FEV 2002 START TIME / DEBUT 17:20

	Push Record				Track Record			
Time	4.72 sec				46.57 sec			
Date	22 FEB 2002				25 FEB 2001			
Team/ Names	SUI-1	ANNEN Martin, SCHAUFELBERGER Silvio, HEFTI Beat, GRAND Cedric			GER	LANGE Andre, BEHRENDT Lars, HOPPE Rene, EMBACH Carsten		

Rk	Bib No.	Team	Name	Push Time	Rk	P-1 Rk	1-2 Rk	2-3 Rk	3-4 Rk	4-F Rk	Finish Time	Rk	Time Behind	Speed (km/h)	Speed (mph)					
1	8	GER-2	LANGE Andre	4.76	3	14.59	2	8.71 =4	8.87	9	5.04 =4	4.74 =2	46.71 =2	+0.06	138.3	85.9				
			KUEHN Enrico	4.75	3	14.60	3	8.70 =5	8.82 =1	5.03	1	4.74 =1	46.64	3	+0.03	138.6	86.1			
			KUSKE Kevin	4.78	=3	14.66	=2	8.72	2	8.86	2	5.05	1	4.77	1	46.84	1	0.00	138.0	85.7
			EMBACH Carsten	4.82	2	14.83	=5	8.81 =2	8.94	2	5.10	2	4.82 =1	47.32	2	+0.09	136.5	84.8		
											<b>Total :</b>		<b>3:07.51</b>		<b>0.00</b>					
2	10	USA-1	HAYS Todd	4.75	2	14.60	3	8.67	1	8.83 =2	5.05 =7	4.75 =4	46.65	1	0.00	138.5	86.1			
			JONES Randy	4.74	2	14.57	2	8.69 =1	8.82 =1	5.04 =2	4.75 =3	46.61	1	0.00	138.6	86.1				
			SCHUFFENHAUER Bill	4.74	1	14.66	=2	8.81 =6	8.99	6	5.15 =8	4.87 =4	47.22	4	+0.38	135.7	84.3			
			HINES Garrett	4.80	1	14.78	1	8.81 =2	8.95 =3	5.12 =4	4.87 =5	47.33	3	+0.10	136.2	84.6				
											<b>Total :</b>		<b>3:07.81</b>		<b>+0.30</b>					
3	20	USA-2	SHIMER Brian	4.87	=17	14.69	8	8.68	2	8.84 =4	5.02 =1	4.73	1	46.83	5	+0.18	139.3	86.5		
			KOHN Mike	4.86	=12	14.65	6	8.69 =1	8.82 =1	5.05 =5	4.75 =3	46.82	=5	+0.21	138.6	86.1				
			SHARP Doug	4.86	=11	14.71	4	8.70	1	8.85	1	5.07	2	46.98	2	+0.14	137.8	85.6		
			STEELE Dan	4.87	=9	14.82	=3	8.75	1	8.90	1	5.07	1	47.23	1	0.00	137.4	85.3		
											<b>Total :</b>		<b>3:07.86</b>		<b>+0.35</b>					
4	5	SUI-1	ANNEN Martin	4.73	1	14.57	1	8.71 =4	8.86	8	5.07 =9	4.78 =9	46.72	4	+0.07	137.2	85.3			
			SCHAUFELBERGER Silv	4.72	1	14.55	1	8.69 =1	8.82 =1	5.07 =9	4.78 =8	46.63	2	+0.02	137.1	85.2				
			HEFTI Beat	4.75	2	14.65	1	8.77	3	8.93	4	5.14 =5	4.87 =4	47.11	3	+0.27	135.7	84.3		
			GRAND Cedric	4.83	=3	14.82	=3	8.82	5	9.00 =7	5.14 =6	4.88	7	47.49	4	+0.26	135.4	84.1		
											<b>Total :</b>		<b>3:07.95</b>		<b>+0.44</b>					
5	1	FRA-1	MINGEON Bruno	4.86	=14	14.73	15	8.70	3	8.84 =4	5.04 =4	4.75 =4	46.92	8	+0.27	138.8	86.3			
			le CHANONY Eric	4.88	=17	14.68	=10	8.69 =1	8.82 =1	5.04 =2	4.75 =3	46.86	7	+0.25	138.3	85.9				
			FOUQUET Christophe	4.86	=11	14.75	=8	8.78	4	8.92	3	5.11	3	47.25	5	+0.41	136.9	85.1		
			ARBEZ Alexandre	4.91	13	14.86	8	8.81 =2	8.98	6	5.12 =4	4.85	4	47.53	5	+0.30	136.4	84.7		
											<b>Total :</b>		<b>3:08.56</b>		<b>+1.05</b>					
6	7	SUI-2	REICH Christian	4.77	=4	14.61	4	8.71 =4	8.83 =2	5.04 =4	4.75 =4	46.71	=2	+0.06	138.2	85.9				
			ANDERHUB Steve	4.79	=4	14.61	4	8.75 =13	8.88 =12	5.09 =12	4.81 =13	46.93	8	+0.32	136.6	84.9				
			ACKLIN Guido	4.81	=6	14.73	5	8.81 =6	8.97	5	5.12	4	4.89	10	+0.49	135.6	84.2			
			AEBERHARD Urs	4.85	=7	14.85	7	8.84 =6	9.02	10	5.16 =9	4.90 =9	47.62	8	+0.39	135.0	83.9			
											<b>Total :</b>		<b>3:08.59</b>		<b>+1.08</b>					
7	12	LAT-1	PRUSIS Sandis	4.81	9	14.66	6	8.80 =21	8.90 =11	5.05 =7	4.77	8	46.99	=9	+0.34	138.0	85.7			
			RULLIS Marcis	4.82	=8	14.67	=8	8.71 =7	8.84	8	5.04 =2	4.74 =1	46.82	=5	+0.21	138.5	86.1			
			SILARAJIS Janis	4.84	=9	14.78	13	8.86 =14	9.05 =14	5.17 =13	4.90 =11	47.60	14	+0.76	134.8	83.7				
			OZOLS Janis	4.84	=5	14.81	2	8.87 =13	9.04	12	5.16 =9	4.93 =14	47.65	9	+0.42	134.3	83.4			
											<b>Total :</b>		<b>3:09.06</b>		<b>+1.55</b>					



FOUR-MAN, AFTER HEAT 4  
BOB À QUATRE, HOMMES, APRÈS 4e MANCHE

UTAH OLYMPIC PARK SAT 23 FEB 2002 / SAM 23 FEV 2002 START TIME / DEBUT 17:20

Rk	Bib No.	Team	Name	Push Time	Rk	P-1 Rk	1-2 Rk	2-3 Rk	3-4 Rk	4-F Rk	Finish Time	Rk	Time Behind	Speed (km/h)	Speed (mph)
8	3	RUS-1	POPOV Evgeni	4.80	8	14.75 =17	8.76 =12	8.93 =16	5.10 =14	4.80 14	47.14	15	+0.49	136.9	85.1
			MAKARTCHUK Piotr	4.79	=4	14.68 =10	8.74 =11	8.89 14	5.08 11	4.80 =11	46.98	10	+0.37	137.0	85.1
			GOLUBEV Sergei	4.80	5	14.76 =11	8.81 =6	9.00 =7	5.17 =13	4.91 15	47.45	10	+0.61	135.0	83.9
			STEPUSCHKIN Dmitri	4.83	=3	14.83 =5	8.84 =6	9.00 =7	5.16 =9	4.92 =12	47.58	6	+0.35	134.7	83.7
<b>Total :</b>											<b>3:09.15</b>		<b>+1.64</b>		
9	16	CAN-1	LUEDERS Pierre	4.79	=6	14.71 =10	8.78 =17	8.93 =16	5.09 13	4.82 18	47.12	14	+0.47	137.2	85.3
			LEBLANC Ken	4.82	=8	14.71 =13	8.72 9	8.87 =10	5.07 =9	4.78 =8	46.97	9	+0.36	138.0	85.7
			ZARDO Giulio	4.78	=3	14.74 =6	8.81 =6	9.02 =12	5.16 12	4.90 =11	47.41	=7	+0.57	135.2	84.0
			CARON Pascal	4.85	=7	14.89 =9	8.85 =9	9.01 9	5.17 =12	4.90 =9	47.67	11	+0.44	135.3	84.0
<b>Total :</b>											<b>3:09.17</b>		<b>+1.66</b>		
10	2	FRA-2	THOMAS Bruno	4.86 =14	14.71 =10	8.72 =8	8.81 1	5.02 =1	4.76 7	46.88	6	+0.23	138.1	85.8	
			ANDRE Michel	4.87 =14	14.71 =13	8.75 =13	8.85 9	5.05 =5	4.80 =11	47.03	12	+0.42	136.9	85.1	
			GIROUD Thibault	4.89	16	14.75 =8	8.82 =10	9.00 =7	5.14 =5	4.87 =4	47.47	11	+0.63	135.5	84.2
			PAVIOT Philippe	4.94	15	14.99 17	8.85 =9	9.03 11	5.14 =6	4.87 =5	47.82	13	+0.59	135.3	84.0
<b>Total :</b>											<b>3:09.20</b>		<b>+1.69</b>		
11	19	GBR-1	SCARISBRICK Neil	4.85	13	14.71 =10	8.78 =17	8.90 =11	5.07 =9	4.78 =9	47.09	13	+0.44	137.5	85.4
			RIDER Scott	4.87 =14	14.67 =8	8.73 10	8.88 =12	5.09 =12	4.81 =13	47.05	13	+0.44	136.6	84.9	
			GOEDLUCK Philip	4.87	15	14.75 =8	8.80 5	9.00 =7	5.15 =8	4.87 =4	47.44	9	+0.60	135.4	84.1
			WARD Dean	4.90	12	14.89 =9	8.87 =13	9.05 =13	5.17 =12	4.91 11	47.79	12	+0.56	134.7	83.7
<b>Total :</b>											<b>3:09.37</b>		<b>+1.86</b>		
12	21	LAT-2	GUTS Gatis	4.90	20	14.75 =17	8.72 =8	8.85 =6	5.03 3	4.74 =2	46.99	=9	+0.34	138.6	86.1
			DICMANIS Intars	4.90 =19	14.74 =17	8.70 =5	8.82 =1	5.06 8	4.77 7	46.99	11	+0.38	137.6	85.5	
			ROZENTALS Maris	4.93	18	14.94 20	8.86 =14	9.02 =12	5.15 =8	4.90 =11	47.80	16	+0.96	134.8	83.7
			BUMBULIS Gunars	4.96	16	14.95 14	8.86 12	8.95 =3	5.11 3	4.83 3	47.66	10	+0.43	136.5	84.8
<b>Total :</b>											<b>3:09.44</b>		<b>+1.93</b>		
13	6	AUT-1	STAMPFER Wolfgang	4.86 =14	14.77 20	8.76 =12	8.91 14	5.10 =14	4.79 =11	47.19	17	+0.54	136.9	85.1	
			MUELLER Michael	4.88 =17	14.71 =13	8.82 23	8.95 21	5.10 =16	4.81 =13	47.27	18	+0.66	136.5	84.8	
			SEELOS Klaus	4.86 =11	14.80 15	8.83 =12	9.00 =7	5.14 =5	4.88 =8	47.51	12	+0.67	135.6	84.2	
			SCHUETZENAUER Martii	4.87 =9	14.89 =9	8.84 =6	8.97 5	5.14 =6	4.89 8	47.60	7	+0.37	135.2	84.0	
<b>Total :</b>											<b>3:09.57</b>		<b>+2.06</b>		
14	18	GBR-2	JOHNSTON Lee	4.84 =11	14.70 9	8.72 =8	8.88 10	5.11 =18	4.81 =15	47.06	12	+0.41	136.5	84.8	
			HARRIES Philip	4.86 =12	14.79 19	8.75 =13	8.92 =15	5.14 21	4.86 =20	47.32	19	+0.71	135.7	84.3	
			McCALLA David	4.82	8	14.74 =6	8.82 =10	9.00 =7	5.15 =8	4.88 =8	47.41	=7	+0.57	135.3	84.0
			ATTWOOD Paul	4.87 =9	14.91 12	8.93 =20	9.10 =20	5.22 21	4.95 =16	47.98	16	+0.75	133.7	83.0	
<b>Total :</b>											<b>3:09.77</b>		<b>+2.26</b>		
15	17	CZE-1	PUSKAR Pavel	4.84 =11	14.74 16	8.77 16	8.96 =20	5.11 =18	4.81 =15	47.23	19	+0.58	136.6	84.9	
			DANILEVIC Ivo	4.85 =10	14.74 =17	8.78 19	8.92 =15	5.09 =12	4.79 10	47.17	15	+0.56	137.0	85.1	
			STUDNICKA Milan	4.84 =9	14.79 14	8.83 =12	9.05 =14	5.17 =13	4.90 =11	47.58	13	+0.74	134.9	83.8	
			KOBIAN Jan	4.84 =5	14.97 16	8.89 16	9.08 =15	5.19 =14	4.98 20	47.95	14	+0.72	134.0	83.2	
<b>Total :</b>											<b>3:09.93</b>		<b>+2.42</b>		



FOUR-MAN, AFTER HEAT 4  
BOB À QUATRE, HOMMES, APRÈS 4e MANCHE

UTAH OLYMPIC PARK SAT 23 FEB 2002 / SAM 23 FEV 2002 START TIME / DEBUT 17:20

Rk	Bib No.	Team	Name	Push Time	Rk	P-1 Rk	1-2 Rk	2-3 Rk	3-4 Rk	4-F Rk	Finish Time	Rk	Time Behind	Speed (km/h)	Speed (mph)	
16	11	RUS-2	ZOUBKOV Alexandr	4.79	=6	14.68	7	8.80 =21	8.99 =24	5.13 21	4.87 =21	47.26	20	+0.61	135.3	84.0
			SELIVERSTOV Alexei	4.81	7	14.66	7	8.77 18	8.92 =15	5.10 =16	4.83 =16	47.09	14	+0.48	136.3	84.7
			EGOROV Philippe	4.81	=6	14.76	=11	8.87 =16	9.12 =22	5.23 =21	4.97 =20	47.76	15	+0.92	133.3	82.8
			ANDRYNIN Alexei	4.93	14	14.96	15	8.92 19	9.10 =20	5.20 =18	4.93 =14	48.04	17	+0.81	134.2	83.4
<b>Total :</b>											<b>3:10.15</b>		<b>+2.64</b>			
17	9	NED-1	GLAS Arend	4.82	10	14.72	14	8.76 =12	8.92 15	5.10 =14	4.83 19	47.15	16	+0.50	136.5	84.8
			van CALKER Arnold	4.85	=10	14.69	12	8.75 =13	8.93 20	5.12 =19	4.84 18	47.18	=16	+0.57	136.0	84.5
			BECK Timothy	4.86	=11	14.87	17	8.87 =16	9.08 =17	5.20 =18	4.94 =18	47.82	17	+0.98	134.0	83.2
			WELTEN Marcel	5.02	21	15.04	21	8.88 15	9.09 =17	5.20 =18	5.00 21	48.23	21	+1.00	133.5	82.9
<b>Total :</b>											<b>3:10.38</b>		<b>+2.87</b>			
18	22	POL-1	ZYLA Tomasz	4.87	=17	14.75	=17	8.76 =12	8.95 =18	5.10 =14	4.79 =11	47.22	18	+0.57	138.4	86.0
			KUPCZYK Dawid	4.87	=14	14.81	20	8.79 =20	9.00 =23	5.15 =22	4.86 =20	47.48	22	+0.87	136.6	84.9
			SIENKO Krzysztof	4.91	17	14.90	18	8.89 =20	9.10 =19	5.20 =18	4.93 17	47.93	20	+1.09	135.1	83.9
			GATKA Tomasz	4.97	17	15.03	=19	8.90 17	9.09 =17	5.19 =14	4.92 =12	48.10	18	+0.87	135.7	84.3
<b>Total :</b>											<b>3:10.73</b>		<b>+3.22</b>			
19	14	ITA-1	TOSINI Fabrizio	4.91	21	14.82	21	8.78 =17	8.96 =20	5.14 =22	4.87 =21	47.48	21	+0.83	135.4	84.1
			PAIS de LIBERA Andrea	4.93	21	14.83	21	8.75 =13	8.92 =15	5.12 =19	4.85 19	47.40	20	+0.79	136.1	84.6
			ROTA Massimiliano	4.99	22	14.95	21	8.87 =16	9.10 =19	5.21 20	4.99 22	48.11	21	+1.27	133.2	82.7
			CIVIDINO Giona	4.99	20	14.93	13	8.85 =9	9.05 =13	5.19 =14	4.96 =18	47.97	15	+0.74	134.2	83.4
<b>Total :</b>											<b>3:10.96</b>		<b>+3.45</b>			
20	13	JPN-1	SUZUKI Hiroshi	4.95	=22	14.96	28	8.79 20	8.95 =18	5.12 20	4.88 24	47.65	23	+1.00	135.3	84.0
			MIURA Shinji	4.97	23	14.84	22	8.79 =20	8.92 =15	5.11 18	4.83 =16	47.46	21	+0.85	135.8	84.4
			DOIGAWA Shinji	4.94	=19	14.91	19	8.89 =20	9.08 =17	5.18 =16	4.92 16	47.92	19	+1.08	134.0	83.2
			INOUE Masanori	4.98	=18	15.00	18	8.93 =20	9.09 =17	5.19 =14	4.95 =16	48.14	19	+0.91	134.0	83.2
<b>Total :</b>											<b>3:11.17</b>		<b>+3.66</b>			
21	26	ROM-1	ENACHE Florian	4.95	=22	14.83	=22	8.80 =21	8.98 =22	5.16 =24	4.87 =21	47.59	22	+0.94	136.3	84.7
			DUMINICEL Adrian	4.96	22	14.86	23	8.81 22	8.99 22	5.16 24	4.88 23	47.66	23	+1.05	136.1	84.6
			PACIOIANU Iulian	4.94	=19	14.99	22	8.94 23	9.12 =22	5.23 =21	4.97 =20	48.19	22	+1.35	134.1	83.3
			DEMETRIAD Teodor	4.98	=18	15.03	=19	8.94 22	9.10 =20	5.21 20	4.96 =18	48.22	20	+0.99	134.4	83.5
<b>Total :</b>											<b>3:11.66</b>		<b>+4.15</b>			
22	28	UKR-1	POLIVACH Oleg	4.99	25	14.93	27	8.90 30	9.07 28	5.21 26	4.93 =25	48.03	26	+1.38	134.3	83.4
			ZAMOSTYANYK Bohdan	5.03	24	14.92	=25	8.88 =27	9.06 =26	5.22 27	4.98 =26	48.09	26	+1.48	134.2	83.4
			IVANYSHYN Oleksandr	5.03	24	15.08	24	8.97 24	9.25 28	5.33 =25	5.10 25	48.76	23	+1.92	131.1	81.5
			ZHURAVSKYY Yuriy	5.08	22	15.18	24	9.00 =24	9.24 26	5.31 25	5.08 25	48.89	23	+1.66	131.7	81.8
<b>Total :</b>											<b>3:13.77</b>		<b>+6.26</b>			
23	33	HUN-1	FRANKL Nicholas	5.01	26	14.86	=24	8.95 32	9.16 32	5.24 27	5.04 27	48.26	27	+1.61	132.5	82.3
			PALLAI Peter	5.07	26	14.96	27	8.87 26	9.09 28	5.21 26	4.98 =26	48.18	27	+1.57	133.0	82.6
			PINTER Bertalan	5.22	=26	15.23	=27	9.04 28	9.22 27	5.28 24	5.04 23	49.03	25	+2.19	131.4	81.6
			ZSOMBOR Zsolt	5.17	24	15.33	28	9.11 28	9.20 25	5.25 23	5.02 22	49.08	25	+1.85	132.5	82.3
<b>Total :</b>											<b>3:14.55</b>		<b>+7.04</b>			



FOUR-MAN, AFTER HEAT 4  
BOB À QUATRE, HOMMES, APRÈS 4e MANCHE

UTAH OLYMPIC PARK SAT 23 FEB 2002 / SAM 23 FEV 2002 START TIME / DEBUT 17:20

Rk	Bib No.	Team	Name	Push Time	Rk	P-1 Rk	1-2 Rk	2-3 Rk	3-4 Rk	4-F Rk	Finish Time	Rk	Time Behind	Speed (km/h)	Speed (mph)
24	30	SVK-1	JAGNESAK Milan	5.02	27	14.86 =24	8.83 25	9.00 26	5.16 =24	4.93 =25	47.80	24	+1.15	134.9	83.8
			PRIELOZNY Brano	5.05	25	14.87 24	8.84 24	9.02 25	5.18 25	4.92 =24	47.88	24	+1.27	134.9	83.8
			VANDERKA Marian	5.02	23	15.00 23	8.93 22	9.18 25	5.72 30	7.25 29	51.10	29	+4.26	106.7	66.3
			KRESTANKO Robert	5.15	23	15.16 23	8.91 18	9.08 =15	5.28 24	5.06 24	48.64	22	+1.41	131.6	81.8
			<b>Total :</b>								<b>3:15.42</b>		<b>+7.91</b>		
25	27	YUG-1	RADJENOVIC Boris	5.16	29	15.11 32	8.89 29	9.12 29	5.31 29	5.07 28	48.66	28	+2.01	130.5	81.1
			DJURDJIC Dalibor	5.26	30	15.16 31	8.97 30	9.13 29	5.26 29	5.01 28	48.79	30	+2.18	131.8	81.9
			VUCINIC Raso	5.24	28	15.21 26	8.98 =25	9.20 26	5.27 23	5.07 24	48.97	24	+2.13	131.2	81.5
			RADJENOVIC Vuk	5.25	25	15.26 27	9.00 =24	9.18 24	5.32 26	5.12 26	49.13	26	+1.90	130.2	80.9
			<b>Total :</b>								<b>3:15.55</b>		<b>+8.04</b>		
26	29	CRO-1	SOLA Ivan	5.22	31	15.04 30	8.87 28	9.06 27	5.40 31	5.25 31	48.84	29	+2.19	127.1	78.9
			LOVRIC Boris	5.19	28	15.03 29	8.88 =27	9.06 =26	5.25 28	5.04 29	48.45	28	+1.84	132.0	82.0
			KOLUDRA Duliano	5.29	29	15.28 29	8.98 =25	9.17 24	5.33 =25	5.12 26	49.17	26	+2.33	130.3	80.9
			DRPIC Niki	5.31 =27	15.24 =25	8.99 23	9.28 27	5.51 29	5.35 29	5.17 27	49.68 =28	28	+2.45	125.2	77.8
			<b>Total :</b>								<b>3:16.14</b>		<b>+8.63</b>		
27	32	BRA-1	MALESON Eric L W	5.20	30	15.07 31	8.94 31	9.23 33	5.35 30	5.12 30	48.91	31	+2.26	129.8	80.6
			INOCENCIO Matheus F	5.20	29	15.02 28	8.96 29	9.20 30	5.32 30	5.06 30	48.76	29	+2.15	131.0	81.4
			BINDILATTI Edson	5.22 =26	15.23 =27	9.07 29	9.34 29	5.39 27	5.19 27	5.19 27	49.44	27	+2.60	128.8	80.0
			PAES Cristiano Rogerio	5.26	26	15.39 29	9.13 29	9.31 28	5.36 27	5.17 27	49.62	27	+2.39	129.4	80.4
			<b>Total :</b>								<b>3:16.73</b>		<b>+9.22</b>		
28	24	MON-1	GRIMALDI Albert	5.11	28	14.88 26	8.84 =26	8.99 =24	5.14 =22	4.86 20	47.82	25	+1.17	135.3	84.0
			OULA Charles	5.17	27	14.92 =25	8.86 25	9.00 =23	5.15 =22	4.92 =24	48.02	25	+1.41	134.3	83.4
			CALMES Jean-Francois	5.20	25	15.12 25	8.98 =25	9.11 21	5.71 29	8.32 30	52.44	30	+5.60	103.8	64.5
			SERVELLE Patrice	5.32	29	15.15 22	9.00 =24	9.15 23	5.24 22	5.05 23	48.91	24	+1.68	131.9	81.9
			<b>Total :</b>								<b>3:17.19</b>		<b>+9.68</b>		
29	23	TPE-1	CHEN Chin-San	5.24	32	15.12 33	8.97 33	9.15 31	5.30 28	5.08 29	48.86	30	+2.21	131.0	81.4
			CHEN Chien-Li	5.27	31	15.13 30	9.00 31	9.23 31	5.38 31	5.18 31	49.19	31	+2.58	129.3	80.3
			LIN Ruei-Ming	5.39	30	15.38 30	9.13 30	9.39 30	5.46 28	5.28 28	50.03	28	+3.19	127.2	79.0
			CHEN Chien-Sheng	5.31 =27	15.24 =25	9.10 27	9.37 29	5.42 28	5.24 28	5.24 28	49.68 =28	28	+2.45	128.7	80.0
			<b>Total :</b>								<b>3:17.76</b>		<b>+10.25</b>		
15	NOR-1	KRISTIANSEN Arnfinn	4.88	19	14.71 =10	8.72 =8	8.85 =6	5.07 =9	4.79 =11	47.02	11	+0.37	136.8	85.0	
		STROEMBERG Ole Chris	4.90 =19	14.71 =13	8.74 =11	8.87 =10	5.09 =12	4.87 22	47.18 =16	47.18 =16	47.18 =16	+0.57	136.0	84.5	
		ROEYLAND Bjarne	4.94 =19	14.84 16	8.88 19	9.06 16	5.18 =16	4.94 =18	47.84 18	47.84 18	47.84 18	+1.00	133.9	83.2	
		MUSIAL Mariusz Konrad									DSQ				
			<b>Total :</b>								<b>DSQ</b>				
4	GER-1	LANGEN Christoph	4.77 =4	14.65 5	8.71 =4	8.90 =11	5.07 =9	4.81 =15	46.91	7	+0.26	137.4	85.3		
		ZIMMERMANN Markus	4.79 =4	14.63 5	8.71 =7	8.83 7	5.05 =5	4.76 6	46.77	4	+0.16	138.2	85.9		
		SAGMEISTER Franz									DNS				
		BARUCHA Stefan									DNS				
			<b>Total :</b>								<b>DNS</b>				



FOUR-MAN, AFTER HEAT 4  
BOB À QUATRE, HOMMES, APRÈS 4e MANCHE

UTAH OLYMPIC PARK SAT 23 FEB 2002 / SAM 23 FEV 2002 START TIME / DEBUT 17:20

Rk	Bib No.	Team	Name	Push Time	Rk	P-1 Rk	1-2 Rk	2-3 Rk	3-4 Rk	4-F Rk	Finish Time	Rk	Time Behind	Speed (km/h)	Speed (mph)
25	NZL-1	HENDERSON Alan		4.98	24	14.83 =22	8.82 24	8.98 =22	5.58 32	7.48 33	50.67	32	+4.02	108.4	67.4
		HARRISON Steve													
		ROSS Angus													
		EDMOND Mark													
										<b>Total :</b>	<b>DNS</b>				
31	ISV-1	SUDZIARSKI Keith		5.27	33	15.02 29	8.84 =26	9.13 30	6.13 33	6.97 32	51.36	33	+4.71	106.9	66.4
		ZAR Paul													
		BROWN Christian													
		SAVITCH Michael													
										<b>Total :</b>	<b>DNS</b>				

**Notes :** In the listing of team names, the pilot is always shown first .

**LEGEND**

**Rk** Rank                      **km/h** kilometers per hour      **DSQ** Disqualified                      **DNS** Did not start  
**Int.** Intermediate time                      **mph** miles per hour  
**P-1, 1-2, 2-3, 3-F** Split interval

**NOR-1 dsq - late at start**



## DAY 2 / JOUR 2

## FOUR-MAN / BOB À QUATRE, HOMMES

Participating Teams									
AUT (1)	BRA (1)	CAN (1)	CRO (1)	CZE (1)	FRA (2)	GBR (2)	GER (2)	HUN (1)	ISV (1)
ITA (1)	JPN (1)	LAT (2)	MON (1)	NED (1)	NOR (1)	NZL (1)	POL (1)	ROM (1)	RUS (2)
SUI (2)	SVK (1)	TPE (1)	UKR (1)	USA (2)	YUG (1)				

Track Records Prior to the Games		
	Push Time	Track Time
<b>Time</b>	4.74	46.57
<b>Date</b>	28 NOV 1998	25 FEB 2001
<b>Name</b>	LANGE Andre, HEYDER , KUEHN Enrico, BEHRENDT Lars	LANGE Andre, BEHRENDT Lars, HOPPE Rene, EMBACH Carsten
<b>NOC Code</b>	GER	GER

New Track Records				
NOC Code	Names	Push Record	Track Record	Heat Number
SUI-1	ANNEN Martin, SCHAUFELBERGER Silvio, HEFTI Beat, GRAND Cedric	4.73		1
SUI-1	ANNEN Martin, SCHAUFELBERGER Silvio, HEFTI Beat, GRAND Cedric	4.72		2
<b>Number of Times the Record was Broken</b>		2		

Weather Conditions										
Time	15:00	15:30	16:00	16:30	17:00	17:30	18:00	18:30		
<b>Overall Weather Condition</b>	P.Cloudy	P.Cloudy	M.Cloudy	Cloudy	Cloudy	Snow	Snow	Cloudy		
<b>Air Temperature (°C/F)</b>	7.8/46	5.6/42	4.4/40	2.8/37	2.8/37	1.7/35	0.6/33	-0.6/31		
<b>Ice Temperature (°C/F)</b>	-2.4/27	-3/26	-3.4/25	-4/24	-3.9/24	-3.8/25	-4.8/23	-4.8/23		
<b>Humidity</b>	26	32	41	53	53	61	54	59		
<b>Wind Direction</b>	W	W	SW	W	W	W	W	W		
<b>Wind Speed (m/s)</b>	4	6	6	5	5	6	6	6		
<b>Precipitation Accumulation (cm/in per hour)</b>	/	/	/	/	/	0.3/0.1	0.5/0.2	/		

Jury Decisions																		
	Run	2	BIB	18	Team	GBR-2	Run	4	BIB	15	Team	NOR-1	Run		BIB		Team	
<b>Explanation</b>																		

List of Officials			
<b>FIBT President</b>	STOREY Robert	<b>FIBT Secretary General</b>	GARDELLA Ermanno
<b>Technical Delegate</b>	DAL FABBRO Corrado	<b>Technical Delegate</b>	TRACHSEL Hans Joerg
<b>President of the Jury</b>	WERTH Georg	<b>Member of the Jury</b>	MATTLI Jos
<b>Member of the Jury</b>	SCHULTE Manfred	<b>Jury Assistant</b>	GUDZOWSKY Terry
<b>Jury Assistant</b>	ZWERGER Helmut	<b>Race Director</b>	HOLLROCK Mike
<b>Technical Official</b>	CUNEO Robert	<b>Technical Official</b>	GIGACHER Hermann
<b>Technical Official</b>	NITSCH Michael	<b>Technical Official</b>	PANAITESCU RAPAN Dragos Sorin
<b>Physician</b>	McDONAGH David		

## LEGEND

SW South-West      W West



## FOUR-MAN / BOB À QUATRE, HOMMES

UTAH OLYMPIC PARK

Prior to the Games					
Name	NOC Code	Push Time (sec)	Finish Time (sec)	Date	Heat Number
LANGE Andre, HEYDER , KUEHN Enrico, BEHRENDT Lars	GER	4.74		28 NOV 1998	
LANGE Andre, BEHRENDT Lars, HOPPE Rene, EMBACH Carsten	GER		46.57	25 FEB 2001	

During the Games					
Name	NOC Code	Push Time (sec)	Finish Time (sec)	Date	Heat Number
ANNEN Martin, SCHAUFELBERGER Silvio, HEFTI Beat, GRAND Cedric	SUI-1	4.73		22 FEB 2002	1
ANNEN Martin, SCHAUFELBERGER Silvio, HEFTI Beat, GRAND Cedric	SUI-1	4.72		22 FEB 2002	2

**Note:** In the listing of team names, the pilot is always shown first .



CROSS-COUNTRY SKIING SKI DE FOND



*Cross-Country Skiing, Men's 50 km*

---

A L B E R T C O L A N T O N I O



## Cross Country Content

### General

- Competition Schedule
- Competition Officials

### Competition

- Women's 15 km
- Men's 30 km
- Women's 10 km
- Men's 15 km
- Men's 10 km Classical
- Men's 10 km Free Pursuit
- Women's 5 km Classical
- Women's 5 km Free Pursuit
- Men's 4x10 km Relay
- Qualification Women's 1.5 km Sprint
- Quarterfinal Women's 1.5 km Sprint
- Semifinal Women's 1.5 km Sprint
- Women's 1.5 km Sprint
- Women's 1.5 km Sprint
- Women's 1.5 km Sprint
- Men's 1.5 km Sprint
- Men's 1.5 km Sprint
- Results - Men's 1.5 km Sprint
- Men's 1.5 km Sprint
- Men's 1.5 km Sprint
- Men's 1.5 km Sprint
- Women's 4x5 km Relay
- Men's 50 km
- Women's 30 km
- Medallists by Event
- Medal Standings



## COMPETITION SCHEDULE / CALENDRIER DES ÉPREUVES

SUN 24 FEB 2002 / DIM 24 FEV 2002 9:00

Date	Start Time	Estimated Finish Time	Event
09 FEB	9:00	9:54	Women's 15 km Free Mass Start
	12:30	14:04	Men's 30 km Free Mass Start
12 FEB	9:00	10:07	Women's 10 km Classical
	12:00	13:12	Men's 15 km Classical
14 FEB	9:15	10:44	Men's 10 km Classical
	12:00	12:34	Men's 10 km Free Pursuit
15 FEB	9:00	9:50	Women's 5 km Classical
	11:30	11:45	Women's 5 km Free Pursuit
17 FEB	9:30	11:12	Men's 4x10 km Relay
19 FEB	9:00	9:19	Women's Sprint Qualification
	9:30	9:53	Men's Sprint Qualification
	12:30	12:52	Women's Sprint Quarterfinals
	12:30	12:33	Women's Sprint Quarterfinals Heat 1
	12:35	12:38	Women's Sprint Quarterfinals Heat 2
	12:40	12:43	Women's Sprint Quarterfinals Heat 3
	12:45	12:49	Women's Sprint Quarterfinals Heat 4
	12:55	13:12	Men's Sprint Quarterfinals
	12:55	12:59	Men's Sprint Quarterfinals Heat 1
	13:00	13:01	Men's Sprint Quarterfinals Heat 2
	13:05	13:07	Men's Sprint Quarterfinals Heat 3
	13:10	13:12	Men's Sprint Quarterfinals Heat 4
	13:20	13:35	Women's Sprint Semifinals
	13:20	13:25	Women's Sprint Semifinals Heat 1
	13:25	13:30	Women's Sprint Semifinals Heat 2
	13:35	13:46	Men's Sprint Semifinals
	13:35	13:40	Men's Sprint Semifinals Heat 1
	13:40	13:45	Men's Sprint Semifinals Heat 2
	13:50	13:58	Women's Sprint Finals
	13:50	13:55	Women's Sprint Final B
13:57	15:41	Women's Sprint Final A	
14:07	14:15	Men's Sprint Finals	
14:07	14:12	Men's Sprint Final B	
14:15	14:20	Men's Sprint Final A	
21 FEB	12:30	13:23	Women's 4x5 km Relay
23 FEB	9:30	12:50	Men's 50 km Classical
24 FEB	9:30	12:00	Women's 30 km Classical



## COMPETITION OFFICIALS / OFFICIELS DE LA COMPÉTITION

SOLDIER HOLLOW

AS OF TUE 12 FEB 2002 / EN DATE DU MAR12 FEV 2002

### FIS Officials and Jury Members

Technical Delegate	MADDOX Al	CAN
FIS Race Director	BENGTSSON Bengt Erik	SWE
Assistant Technical Delegate	EGLI Christian	SUI
FIS Jury Members	BEYER Barbara	GER
	PONIKVAR Uros	SLO
Chief of Competition	AALBERG John	USA

### Competition Management

Chief of Competition	AALBERG John	USA
Race Secretary	GATES Lori	USA
Chief of Course	LARSSON Gary	USA
Chief of Timekeeping	KENDALL Tom	USA
Chief of Competition Control	SCOTT Wilson	USA
Chief of Stadium	ESTLE John	USA



## RESULTS / RÉSULTATS

WOMEN'S 15 km FREE MASS START  
15 km LIBRE DÉPART GROUPE DAMES

SOLDIER HOLLOW SAT 9 FEB 2002 / SAM 9 FEV 2002 START TIME / DÉBUT 09:00 END TIME / FINI A 09:53

Jury Information				Course Information			
Technical Delegate	MADDOX AI	CAN	Name:	Olympic 7.5 km			
FIS Race Director	BENGTSOON Bengt Erik	FIS	Height Difference (HD):	80 m			
Chief of Competition	AALBERG John	USA	Maximum Climb (MC):	52 m			
Member	EGLI Christian	SUI	Total Climb (TC):	572 m			
Member	PONIKVAR Uros	SLO	Length of Lap:	7642 m			
			Number of Laps:	2			

Rank	Bib	FIS Code	Name	NOC Code	1.9 km Time	1.9 km Rank	7.5 km Time	7.5 km Rank	11.6 km Time	11.6 km Rank	Finish Time	Behind	FIS Points
1	3	1000943	BELMONDO Stefania	ITA	5:42.3	4	20:10.9	2	31:17.0	10	39:54.4	0.0	0.00
2	2	1054972	LAZUTINA Larissa	RUS	5:41.0	2	20:12.1	4	31:08.2	1	39:56.2	+1.8	0.75
3	4	1054778	NEUMANNOVA Katerina	CZE	5:41.7	3	20:11.5	3	31:10.9	5	40:01.3	+6.9	2.88
4	1	1092996	TCHEPALOVA Julija	RUS	5:40.4	1	20:10.5	1	31:09.2	2	40:02.7	+8.3	3.46
5	10	1126364	VARIS Kaisa	FIN	5:45.0	8	20:13.7	9	31:11.2	6	40:04.1	+9.7	4.05
6	12	3665002	NAGEJKINA Svetlana	BLR	5:47.6	=14	20:15.3	12	31:12.6	8	40:17.9	+23.5	9.81
7	7	1002786	PARUZZI Gabriella	ITA	5:42.9	5	20:13.1	7	31:10.2	4	40:25.7	+31.3	13.07
8	8	1094063	SMIGUN Kristina	EST	5:46.8	12	20:16.5	13	31:14.1	9	40:33.6	+39.2	16.37
9	20	1099204	PHILIPPOT Karine	FRA	5:46.4	11	20:14.2	10	31:19.3	11	40:38.6	+44.2	18.45
10	18	1056621	TERELIA Irina	UKR	5:48.4	16	20:17.2	14	31:26.0	13	40:39.4	+45.0	18.79
11	9	1005017	VALBUSA Sabina	ITA	5:43.7	6	20:12.6	5	31:09.7	3	40:48.3	+53.9	22.51
12	6	1088922	SAVIALOVA Olga	RUS	5:44.4	7	20:12.7	6	31:11.6	7	40:53.3	+58.9	24.59
13	14	1256732	SACHENBACHER Evi	GER	5:47.6	=14	20:14.6	11	31:34.3	14	40:57.6	+1:03.2	26.39
14	11	1240436	BURUKINA Elena	RUS	5:45.6	9	20:13.3	8	31:25.0	12	41:01.1	+1:06.7	27.85
15	5	1260903	PEDERSEN Hilde G	NOR	5:47.1	13	20:22.7	15	32:09.1	15	41:47.8	+1:53.4	47.36
16	34	1027327	LEONARDI CORTESI Natascia	SUI	5:53.1	27	20:51.4	16	32:32.3	17	41:56.3	+2:01.9	50.91
17	30	1101920	CONFORTOLA Antonella	ITA	5:57.9	33	20:53.8	=19	32:33.0	18	41:57.8	+2:03.4	51.53
18	24	3665004	ZJATIKOVA Vera	BLR	5:51.2	21	20:53.8	=19	32:31.5	16	42:04.5	+2:10.1	54.33
19	27	3665003	ZJATIKOVA Natalja	BLR	5:50.3	18	20:53.3	18	32:37.4	20	42:04.5	+2:10.1	54.33
20	21	1255374	LASSILA Riitta Liisa	FIN	5:54.5	28	20:52.8	17	32:45.2	26	42:14.3	+2:19.9	58.42
21	43	1130923	HANUSOVA Katerina	CZE	5:52.4	=23	20:55.6	24	32:37.3	19	42:15.7	+2:21.3	59.01
22	15	1142563	SHEVCHENKO Valentina	UKR	5:45.9	10	20:56.4	25	32:39.1	21	42:16.0	+2:21.6	59.13
23	29	1062053	YOKOYAMA Sumiko	JPN	5:58.4	35	21:03.5	26	32:41.3	22	42:16.2	+2:21.8	59.22
24	44	1175834	SMIGUN Katrin	EST	6:01.2	40	20:55.2	23	32:42.4	23	42:25.6	+2:31.2	63.14
25	39	1099107	VAXELAIRE-PIERREL Annick	FRA	5:59.1	37	20:54.5	21	32:44.0	24	42:26.7	+2:32.3	63.60
26	33	1181848	JATSKAJA Oxana	KAZ	5:49.4	17	20:54.7	22	32:44.4	25	42:46.0	+2:51.6	71.66
27	31	1220648	KUENZEL Claudia	GER	5:51.0	20	21:10.2	32	33:23.6	32	42:49.5	+2:55.1	73.12
28	32	1137228	GOTO Kanoko	JPN	5:53.0	=25	21:09.4	31	33:14.5	30	42:50.4	+2:56.0	73.50
29	13	1305426	SKOFTERUD Vibeke W	NOR	5:50.4	19	21:07.7	28	33:13.9	29	42:50.9	+2:56.5	73.71
30	28	1004338	KEMPEL Nina	USA	5:57.3	32	21:07.8	29	33:13.8	28	42:53.1	+2:58.7	74.63
31	37	1108128	OLOFSSON Anna-Carin	SWE	5:59.0	36	21:09.3	30	33:14.8	31	42:53.8	+2:59.4	74.92
32	38	1009673	ALBRECHT LORETAN Brigitte	SUI	5:51.8	22	21:07.4	27	33:13.0	27	42:54.4	+3:00.0	75.17
33	35	1060501	LACEN Natasa	SLO	6:26.2	53	21:46.0	39	33:33.7	34	43:05.0	+3:10.6	79.60
34	26	1182042	SHISHKINA Svetlana	KAZ	5:58.3	34	21:29.2	34	33:32.8	33	43:05.1	+3:10.7	79.64
35	36	1205419	FORTIER Amanda	CAN	6:05.7	43	21:54.6	41	33:48.5	35	43:38.7	+3:44.3	93.67
36	58	1092123	RESCHWAMM Anke	GER	5:53.0	=25	21:17.6	33	34:12.3	41	43:53.1	+3:58.7	99.69
37	22	1237817	DAHLBERG Anna	SWE	5:55.8	30	21:40.9	37	34:11.4	40	43:53.7	+3:59.3	99.94
38	41	1128983	FORTIER Jaime	CAN	6:07.1	46	21:52.9	40	33:54.5	36	43:54.0	+3:59.6	100.06



## RESULTS / RÉSULTATS

WOMEN'S 15 km FREE MASS START  
15 km LIBRE DÉPART GROUPE DAMES

SOLDIER HOLLOW SAT 9 FEB 2002 / SAM 9 FEV 2002 START TIME / DÉBUT 09:00 END TIME / FINI A 09:53

Rank	Bib	FIS Code	Name	NOC Code	1.9 km		7.5 km		11.6 km		Finish Time	Behind	FIS Points
					Time	Rank	Time	Rank	Time	Rank			
39	25	1107837	EK Elin	SWE	5:59.8	38	21:40.1	36	34:06.0	38	43:55.3	+4:00.9	100.60
40	23	1243152	OLSSON Jenny	SWE	5:55.6	29	21:44.9	38	34:10.6	39	43:57.7	+4:03.3	101.61
41	49	1322983	SVIRIDOVA-K. Natalia	BLR	6:06.4	44	21:29.9	35	33:56.3	37	44:09.2	+4:14.8	106.41
42	46	1217156	BALATKOVA Helena	CZE	6:00.6	39	21:55.5	44	34:19.2	42	44:17.8	+4:23.4	110.00
43	42	1102211	FURUSAWA Midori	JPN	6:05.0	42	21:55.2	43	34:27.5	43	44:41.8	+4:47.4	120.03
44	50	1196107	JONES Barbara	USA	6:08.3	47	22:08.1	45	34:53.7	44	45:04.3	+5:09.9	129.42
45	45	1316193	JAKIMCHUK Vita	UKR	6:15.6	49	22:39.3	50	35:30.7	47	45:26.7	+5:32.3	138.78
46	53	1320170	STAROSTINA Daria	KAZ	6:19.0	52	22:36.1	49	35:17.7	45	45:28.8	+5:34.4	139.65
47	47	1258769	LEE Chun Ja	KOR	6:18.4	51	22:35.4	48	35:18.5	46	45:37.9	+5:43.5	143.45
48	56	1340540	HOU Yuxia	CHN	6:27.6	55	22:46.0	53	35:31.7	48	45:42.2	+5:47.8	145.25
49	52	3785000	TERENTJEVA Irina	LTU	6:18.0	50	22:45.8	52	35:39.5	49	45:45.4	+5:51.0	146.59
50	55	1333556	ISSACHENKO Natalya	KAZ	6:12.0	48	22:43.0	51	35:43.1	50	45:51.4	+5:57.0	149.09
51	17	1303777	BJOERGEN Marit	NOR	6:49.0	59	23:49.3	58	36:59.1	53	47:07.4	+7:13.0	180.83
52	48	1174379	BUBLOVA Ilona	CZE	6:06.6	45	22:51.3	54	36:31.2	51	47:31.8	+7:37.4	191.02
53	54	1208232	LUAN Zhengrong	CHN	6:29.3	56	23:19.8	55	36:55.8	52	47:43.7	+7:49.3	195.99
54	59	1196010	JODER Kristina	USA	6:26.3	54	23:42.2	56	37:14.4	54	48:06.0	+8:11.6	205.31
55	57	3385000	KEZELE Maja	CRO	6:34.3	57	23:46.9	57	37:39.6	55	48:43.1	+8:48.7	220.80

## Disqualified

51	1331422	NIKOLYAN Margarit	ARM	IOC 61
----	---------	-------------------	-----	--------

## Did not finish

16	1041780	SORKMO Maj Helen	NOR	5:56.6	31	21:54.7	42
19	1081744	VILJANMAA Annmari	FIN	5:52.4	=23	22:15.0	47
40	1350628	FUKUDA Nobuko	JPN	6:04.1	41	22:12.6	46
60	3915001	GOROHOVA Elena	MDA	6:43.1	58		

Weather	Snow Condition	Temperatures		Participants/NOC					
		Air	Snow	Entries	Ranked	DNS	DNF	DSQ	LAP
Clear	Hard	-6.0	-9.0	60	55	0	4	1	0

Technical Delegate:

  
MADDOX AI (CAN)

Race Secretary:

  
GATES Lori (USA)

## LEGEND / LEGENDE

=	Shared Rank	DNS	Did not start	DNF	Did not finish	DSQ	Disqualified
---	-------------	-----	---------------	-----	----------------	-----	--------------



## RESULTS / RÉSULTATS

MEN'S 30 km FREE MASS START  
30 km LIBRE DÉPART GROUPE HOMMES

SOLDIER HOLLOW SAT 9 FEB 2002 / SAM 9 FEV 2002 START TIME / DÉBUT 12:30 END TIME / FINI A 14:03

Jury Information				Course Information			
Technical Delegate	MADDOX AI	CAN	Name:	Olympic 7.5 km			
FIS Race Director	BENGTSSON Bengt Erik	FIS	Height Difference (HD):	80 m			
Chief of Competition	AALBERG John	USA	Maximum Climb (MC):	52 m			
Member	EGLI Christian	SUI	Total Climb (TC):	1144 m			
Member	PONIKVAR Uros	SLO	Length of Lap:	7642 m			
			Number of Laps:	4			

Rank	Bib	FIS Code	Name	NOC Code	7.5 km Time	7.5 km Rank	15.0 km Time	15.0 km Rank	22.5 km Time	22.5 km Rank	Finish Time	Behind	FIS Points
1	2	1048473	MUEHLEGG Johann	ESP	16:50.5	1	34:02.3	1	51:43.6	1	1:09:28.9	0.0	0.00
2	11	1094839	HOFFMANN Christian	AUT	17:27.1	6	35:31.2	2	53:16.2	4	1:11:31.0	+2:02.1	29.28
3	10	1022089	BOTVINOV Mikhail	AUT	17:06.9	=2	35:32.1	6	53:25.3	5	1:11:32.3	+2:03.4	29.60
4	4	1029461	SKJELDAL Kristen	NOR	17:28.2	8	35:32.7	7	53:25.8	6	1:11:42.7	+2:13.8	32.09
5	8	1139459	PILLER COTTRER Pietro	ITA	17:07.9	5	35:31.6	4	53:15.6	3	1:11:42.8	+2:13.9	32.11
6	17	1287772	BJOERNDALEN Ole Einar	NOR	17:06.9	=2	35:32.0	5	53:14.1	2	1:11:44.5	+2:15.6	32.52
7	12	1217350	BAUER Lukas	CZE	17:27.6	7	35:31.4	3	53:40.4	7	1:12:22.3	+2:53.4	41.59
8	24	1253919	BOLCHAKOV Nikolaj	RUS	17:37.0	13	35:40.8	8	54:11.1	8	1:12:50.6	+3:21.7	48.38
9	19	1154397	KRIANINE Serguei	RUS	17:49.4	22	35:50.2	10	54:19.7	9	1:12:52.0	+3:23.1	48.71
10	5	1067485	ZORZI Cristian	ITA	17:29.7	11	35:49.8	9	54:31.6	12	1:13:10.0	+3:41.1	53.03
11	54	1177580	JONNIER Emmanuel	FRA	17:51.4	27	35:52.8	13	54:32.2	13	1:13:15.1	+3:46.2	54.25
12	18	1100077	VITTOZ Vincent	FRA	17:28.6	9	35:52.0	11	54:30.7	10	1:13:21.7	+3:52.8	55.84
13	3	1059628	ALSGAARD Thomas	NOR	17:39.3	14	35:52.1	12	54:31.1	11	1:13:30.2	+4:01.3	57.88
14	7	1008994	MAJ Fabio	ITA	17:29.4	10	36:02.2	15	54:54.5	14	1:13:43.5	+4:14.6	61.07
15	25	1125588	DOLIDOWITSCH Sergei	BLR	17:48.9	21	36:16.6	19	54:57.0	16	1:13:51.1	+4:22.2	62.89
16	13	1278557	VILISOV Vladimir	RUS	17:42.4	15	36:16.2	18	55:03.8	18	1:13:54.1	+4:25.2	63.61
17	9	1101047	SOMMERFELDT Rene	GER	17:46.7	17	36:02.9	16	55:00.9	17	1:13:55.8	+4:26.9	64.02
18	51	1035087	GUTIERREZ Juan J	ESP	17:47.1	18	36:01.6	14	54:56.5	15	1:14:05.1	+4:36.2	66.25
19	46	1123648	NEVZOROV Andrei	KAZ	18:00.8	34	36:27.7	21	55:26.3	20	1:14:12.1	+4:43.2	67.93
20	16	1221327	TEICHMANN Axel	GER	17:51.0	26	36:15.6	17	55:15.9	19	1:14:23.8	+4:54.9	70.73
21	29	1175058	KOUKAL Martin	CZE	17:52.0	28	36:43.1	25	55:55.0	27	1:14:25.9	+4:57.0	71.24
22	52	1285444	JOHNSON Andrew	USA	17:53.5	31	36:33.6	24	55:37.9	21	1:14:26.9	+4:58.0	71.48
23	57	3670000	CHEBOTKO Nikolay	KAZ	18:24.7	51	36:59.3	35	55:53.9	25	1:14:32.2	+5:03.3	72.75
24	22	1046436	URAIN Gerhard	AUT	17:45.6	16	36:44.1	27	56:03.2	31	1:14:33.9	+5:05.0	73.16
25	55	1175349	MICHL Petr	CZE	18:17.0	43	36:55.6	33	55:54.4	26	1:14:40.0	+5:11.1	74.62
26	14	1025484	HASLER Markus	LIE	17:32.9	12	36:32.0	22	55:39.5	22	1:14:47.0	+5:18.1	76.30
27	50	1088146	ANTAL Zsolt	ROM	17:53.2	30	36:32.4	23	55:40.5	23	1:14:47.1	+5:18.2	76.32
28	27	1051480	IMAI Hiroyuki	JPN	18:17.1	44	36:54.6	31	56:03.8	32	1:14:55.6	+5:26.7	78.36
29	23	1070007	MAECHLER Patrik	SUI	18:07.7	36	36:57.3	34	55:59.2	28	1:15:03.4	+5:34.5	80.23
30	41	1371677	TICHKINE Dmitri	RUS	17:50.6	24	36:43.6	26	56:00.7	30	1:15:10.2	+5:41.3	81.86
31	31	1052159	KOZU Masaaki	JPN	18:32.7	52	36:54.5	30	56:00.2	29	1:15:32.4	+6:03.5	87.19
32	26	1103278	KUNZ Stephan	LIE	18:19.3	49	37:05.0	37	56:45.9	37	1:15:56.8	+6:27.9	93.04
33	36	1106867	BAJCICAK Martin	SVK	17:47.8	19	36:17.3	20	55:41.3	24	1:16:08.5	+6:39.6	95.85
34	21	1178162	ANGERER Tobias	GER	17:48.3	20	36:44.5	28	56:05.4	33	1:16:13.1	+6:44.2	96.95
35	32	1141690	BUNDI Gion Andrea	SUI	18:18.6	48	37:42.1	46	57:08.1	43	1:16:19.6	+6:50.7	98.51
36	38	1218902	KATTILAKOSKI Teemu	FIN	18:10.0	42	37:05.4	38	56:45.3	36	1:16:20.9	+6:52.0	98.82
37	28	1007830	JONSSON Niklas	SWE	18:09.6	41	37:06.0	39	56:44.9	35	1:16:25.2	+6:56.3	99.85
38	59	3670002	ODNODVORTSEV Maxim	KAZ	18:17.8	46	37:42.6	47	57:15.9	45	1:16:25.6	+6:56.7	99.95



## RESULTS / RÉSULTATS

MEN'S 30 km FREE MASS START  
30 km LIBRE DÉPART GROUPE HOMMES

SOLDIER HOLLOW SAT 9 FEB 2002 / SAM 9 FEV 2002 START TIME / DÉBUT 12:30 END TIME / FINI A 14:03

Rank	Bib	FIS Code	Name	NOC Code	7.5 km Time Rank	15.0 km Time Rank	22.5 km Time Rank	Finish Time	Behind	FIS Points
39	45	1028588	ASCHWANDEN Wilhelm	SUI	18:35.0 57	37:44.3 48	57:12.3 44	1:16:32.4	+7:03.5	101.58
40	34	1070104	ROELLI Patrick	SUI	18:01.4 35	37:09.5 =40	56:57.7 39	1:16:36.5	+7:07.6	102.56
41	15	1038773	REPO Sami	FIN	17:52.7 29	36:52.7 29	56:49.2 38	1:16:48.2	+7:19.3	105.37
42	56	1060016	ZUNZUNEGUI Haritz	ESP	17:57.5 33	37:23.3 44	57:07.3 41	1:17:06.5	+7:37.6	109.76
43	43	1051189	EBISAWA Katsuhito	JPN	18:08.1 37	37:17.3 43	57:22.3 46	1:17:18.2	+7:49.3	112.57
44	49	1175155	MAGAL Jiri	CZE	18:33.6 54	38:00.7 49	58:00.2 49	1:17:18.3	+7:49.4	112.59
45	35	1045757	WALCHER Achim	AUT	17:49.9 23	37:01.9 36	57:01.8 40	1:17:40.9	+8:12.0	118.01
46	64	1289324	VOROBIEV Denis	BLR	18:19.9 50	38:05.2 51	58:01.6 50	1:17:43.2	+8:14.3	118.56
47	53	1049831	FARLEY Donald	CAN	18:17.6 45	37:09.5 =40	57:07.5 42	1:17:43.6	+8:14.7	118.66
48	68	1181654	BORTSOV Vladimir	KAZ	18:34.9 56	38:08.5 53	57:59.7 48	1:17:47.5	+8:18.6	119.59
49	47	1285153	ROUSSELET Alexandre	FRA	18:08.9 40	37:15.1 42	57:45.0 47	1:18:01.3	+8:32.4	122.91
50	48	1051383	HORIGOME Mitsuo	JPN	17:56.6 32	36:55.1 32	56:30.5 34	1:18:06.3	+8:37.4	124.10
51	6	1092511	HETLAND Tor Arne	NOR	18:08.2 38	38:05.6 52	58:03.4 51	1:18:25.8	+8:56.9	128.78
52	33	1277393	LEYBYUK Roman	UKR	18:34.4 55	38:01.2 50	58:15.0 52	1:18:52.3	+9:23.4	135.14
53	30	1008703	FAUNER Silvio	ITA	18:08.4 39	38:19.8 54	59:09.0 55	1:19:43.9	+10:15.0	147.52
54	67	1174088	SEMENIAKO Nikolai	BLR	18:56.5 60	39:04.1 57	59:49.9 56	1:19:45.6	+10:16.7	147.92
55	40	1086982	SANNIKOV Alexander	BLR	18:55.8 59	38:42.3 56	59:08.5 54	1:19:46.9	+10:18.0	148.24
56	60	1196883	FLORA Lars	USA	18:55.2 58	39:34.1 60	1:00:06.5 59	1:20:42.7	+11:13.8	161.62
57	63	1226759	PARK Byung Joo	KOR	19:15.6 64	39:21.3 58	1:00:00.3 57	1:20:57.5	+11:28.6	165.17
58	37	1109680	SWENSON Carl	USA	17:50.9 25	37:24.1 45	58:55.9 53	1:21:17.3	+11:48.4	169.92
59	61	1182624	ZYBAILO Vladislavas	LTU	19:14.5 62	39:33.6 59	1:00:03.5 58	1:21:27.1	+11:58.2	172.27
60	62	1260515	GERMANIS Juris	LAT	19:15.0 63	39:37.0 61	1:00:54.5 60	1:22:30.4	+13:01.5	187.45
61	69	1071947	SIN Doo Sun	KOR	19:50.1 67	41:00.8 64	1:01:41.2 61	1:23:03.0	+13:34.1	195.27
62	58	1198144	RAUDSEPP Pavo	EST	19:45.7 66	40:35.4 63	1:01:45.7 62	1:23:08.3	+13:39.4	196.55
63	73	3380000	JURCEVIC Damir	CRO	19:45.5 65	40:33.6 62	1:01:47.1 63	1:23:53.3	+14:24.4	207.34
64	65	3740001	HAJIYAN Aram	ARM	20:18.8 71	41:15.9 65	1:02:35.0 64	1:24:07.5	+14:38.6	210.75
65	71	3780002	GUSEV Vadim	LTU	20:03.9 68	41:23.1 66	1:02:59.0 65	1:24:26.3	+14:57.4	215.26
66	70	1290100	KLOBUCAR Denis	CRO	20:11.4 69	41:41.9 69	1:03:23.7 67	1:25:39.0	+16:10.1	232.69
67	66	1254986	HAN Dawei	CHN	20:37.7 72	41:36.6 67	1:03:06.9 66	1:25:42.4	+16:13.5	233.51
68	72	1281952	TAGSCHERER Zoltan	HUN	20:40.8 73	42:43.0 70	1:05:57.1 68	1:30:50.1	+21:21.2	307.32
69	77	3910001	BUCSA Ion	MDA	22:11.4 76	45:05.8 71	1:08:12.3 69	1:32:48.9	+23:20.0	335.82
70	76	1168268	DINESKI Gokio	MKD	21:51.3 75	45:34.9 72	1:09:09.8 70	1:33:33.9	+24:05.0	346.61

## Did not finish

1	1239078	ELOFSSON Per	SWE	17:07.4	4		
20	1107061	GOERANSSON Morgan	SWE	18:18.0	47	38:24.7	55
39	1013553	WADSWORTH Justin	USA				
42	1325602	PIETILA Sami	FIN	18:33.4	53		
44	1286608	PERRILLAT Christophe	FRA	19:12.7	61		
74	1260127	JUNG Eui-Myung	KOR	21:05.6	74		
75	3520004	OGLEGO Sebahattin	TUR	20:12.3	70	41:36.7	68
78	3900001	NAGVAJARA Prawat	THA	30:22.9	77		





## RESULTS / RÉSULTATS

### MEN'S 30 km FREE MASS START 30 km LIBRE DÉPART GROUPE HOMMES

SOLDIER HOLLOW SAT 9 FEB 2002 / SAM 9 FEV 2002 START TIME / DÉBUT 12:30 END TIME / FINI A 14:03

Weather	Snow Condition	Temperatures		Participants/NOC					
		Air	Snow	Entries	Ranked	DNS	DNF	DSQ	LAP
Clear	Hard	0.0	-8.0	78	70	0	8	0	0

Technical Delegate:  <b>MADDOX AI (CAN)</b>	Race Secretary:  <b>GATES Lori (USA)</b>
--	--

LEGEND / LEGENDE	
=	Shared Rank
<b>DNS</b>	Did not start
<b>DNF</b>	Did not finish
<b>DSQ</b>	Disqualified

**BIB 78 Lapped in lap 2 in 74th position.**



## RESULTS / RÉSULTATS

### WOMEN'S 10 km CLASSICAL 10 km CLASSIQUE DAMES

SOLDIER HOLLOW TUE 12 FEB 2002 / MAR 12 FEV 2002 START TIME / DÉBUT 09:00 END TIME / FINI A 10:00

Jury Information				Course Information			
Technical Delegate	MADDOX AI	CAN	Name:	Olympic 10 km			
FIS Race Director	BENGTSSON Bengt Erik	FIS	Height Difference (HD):	119 m			
Chief of Competition	AALBERG John	USA	Maximum Climb (MC):	70 m			
Assistant Technical Delegate	EGLI Christian	SUI	Total Climb (TC):	382 m			
Member	BEYER Barbara	GER	Length of Lap:	10132 m			
			Number of Laps:	1			

Rank	Bib	FIS Code	Name	NOC Code	2.0 km Time Rank	5.8 km Time Rank	8.7 km Time Rank	Finish Time	Behind	FIS Points
1	54	1058270	SKARI Bente	NOR	6:13.3 4	17:45.4 4	24:50.8 3	28:05.6	0.0	0.00
2	49	1044690	DANILOVA Olga	RUS	5:58.9 1	17:29.9 1	24:40.1 1	28:08.1	+2.5	0.88
3	50	1092996	TCHEPALOVA Julija	RUS	6:09.0 3	17:40.9 2	24:46.8 2	28:09.9	+4.3	1.53
4	52	1054972	LAZUTINA Larissa	RUS	6:06.5 2	17:42.9 3	25:01.1 4	28:21.6	+16.0	5.69
5	43	1000943	BELMONDO Stefania	ITA	6:24.7 15	17:59.6 5	25:18.2 5	28:45.8	+40.2	14.30
6	55	1128789	SCOTT Beckie	CAN	6:19.8 11	18:06.6 6	25:30.6 7	28:49.2	+43.6	15.51
7	45	1018015	EGOROVA Ljubov	RUS	6:19.1 =9	18:13.6 8	25:29.2 6	28:50.7	+45.1	16.05
8	53	1260903	PEDERSEN Hilde G	NOR	6:30.3 =22	18:18.1 11	25:33.0 9	28:56.2	+50.6	18.01
9	41	1081162	SALONEN Satu	FIN	6:23.9 14	18:11.2 7	25:30.9 8	29:02.3	+56.7	20.18
10	58	1276714	MAJDIC Petra	SLO	6:14.7 6	18:17.1 10	25:39.8 10	29:03.9	+58.3	20.75
11	46	1002204	MOEN Anita	NOR	6:20.5 13	18:24.1 12	25:44.3 11	29:15.5	+1:09.9	24.88
12	59	1133445	BAUER Viola	GER	6:14.6 5	18:32.4 14	26:02.2 12	29:30.0	+1:24.4	30.04
13	26	1056621	TERELIA Irina	UKR	6:17.3 8	18:29.0 13	26:02.6 =13	29:35.8	+1:30.2	32.10
14	51	1142563	SHEVCHENKO Valentina	UKR	6:19.1 =9	18:16.5 9	26:02.6 =13	29:42.7	+1:37.1	34.56
15	39	1128886	RENNER Sara	CAN	6:25.3 =17	18:38.3 17	26:09.7 16	29:46.7	+1:41.1	35.98
16	44	3665002	NAGEJKINA Svetlana	BLR	6:28.0 20	18:37.5 16	26:05.6 15	29:48.4	+1:42.8	36.59
17	24	1027327	LEONARDI CORTESI Natascia	SUI	6:32.2 29	18:53.4 22	26:22.4 18	29:57.5	+1:51.9	39.83
18	60	1283116	ANDERSSON Lina	SWE	6:29.0 21	19:01.8 28	26:28.9 24	30:00.1	+1:54.5	40.75
19	27	1285929	STORTI Aurelie	FRA	6:35.5 38	18:48.7 19	26:27.5 22	30:00.2	+1:54.6	40.79
20	47	1113754	HENKEL Manuela	GER	6:25.2 16	19:02.9 29	26:22.7 19	30:00.5	+1:54.9	40.89
21	7	1107837	EK Elin	SWE	6:34.2 36	18:59.1 25	26:30.0 25	30:02.3	+1:56.7	41.54
22	5	1222200	LONGA Marianna	ITA	6:33.3 33	18:57.9 24	26:28.7 23	30:04.0	+1:58.4	42.14
23	28	1182042	SHISHKINA Svetlana	KAZ	6:20.3 12	18:41.5 18	26:21.9 17	30:06.7	+2:01.1	43.10
24	10	1243152	OLSSON Jenny	SWE	6:41.0 46	19:01.6 27	26:32.6 26	30:09.5	+2:03.9	44.10
25	23	1129177	THERIAULT Milaine	CAN	6:27.0 19	18:53.0 21	26:24.3 20	30:12.6	+2:07.0	45.20
26	42	1181848	JATSKAJA Oxana	KAZ	6:15.7 7	18:36.1 15	26:26.4 21	30:13.9	+2:08.3	45.66
27	57	1147801	BAY Tina	NOR	6:31.3 24	18:56.4 23	26:40.3 29	30:16.3	+2:10.7	46.52
28	38	1174670	RAJDLOVA Kamila	CZE	6:25.3 =17	18:52.4 20	26:40.1 28	30:17.9	+2:12.3	47.09
29	25	3665004	ZJATIKOVA Vera	BLR	6:36.2 39	19:00.6 26	26:37.8 27	30:20.5	+2:14.9	48.01
30	48	1126461	SUNDQVIST Kati	FIN	6:30.3 =22	19:12.5 35	26:48.3 33	30:24.0	+2:18.4	49.26
31	2	1124424	ANTONOVA Elena	KAZ	6:31.9 =27	19:05.6 32	26:46.3 31	30:27.3	+2:21.7	50.43
32	35	1060501	LACEN Natasa	SLO	6:34.4 37	19:06.7 33	26:44.9 30	30:31.3	+2:25.7	51.86
33	31	1062053	YOKOYAMA Sumiko	JPN	6:32.5 31	19:19.6 38	26:56.5 34	30:32.3	+2:26.7	52.21
34	22	1137228	GOTO Kanoko	JPN	6:41.2 47	19:24.7 40	26:58.2 =35	30:36.6	+2:31.0	53.74
35	21	1182333	DESHEVYKH Svetlana	KAZ	6:32.6 32	19:03.9 31	26:47.1 32	30:39.2	+2:33.6	54.67
36	16	1101920	CONFORTOLA Antonella	ITA	6:40.2 =44	19:17.8 36	27:01.8 38	30:42.2	+2:36.6	55.74
37	15	3665003	ZJATIKOVA Natalja	BLR	6:31.8 26	19:03.5 30	27:01.7 37	30:44.2	+2:38.6	56.45
38	32	1155658	WAGNER Wendy	USA	6:31.9 =27	19:32.6 41	27:14.1 41	30:50.7	+2:45.1	58.76



## RESULTS / RÉSULTATS

WOMEN'S 10 km CLASSICAL  
10 km CLASSIQUE DAMES

SOLDIER HOLLOW TUE 12 FEB 2002 / MAR 12 FEV 2002 START TIME / DÉBUT 09:00 END TIME / FINI A 10:00

Rank	Bib	FIS Code	Name	NOC Code	2.0 km		5.8 km		8.7 km		Finish Time	Behind	FIS Points
					Time	Rank	Time	Rank	Time	Rank			
39	11	1081744	VILJANMAA Annmari	FIN	6:33.7	34	19:09.7	34	26:58.2	=35	30:51.8	+2:46.2	59.15
40	36	1004338	KEMPEL Nina	USA	6:31.7	25	19:22.7	39	27:08.9	39	30:51.9	+2:46.3	59.19
41	29	1005502	PALUSELLI Cristina	ITA	6:32.4	30	19:18.9	37	27:11.6	40	30:59.4	+2:53.8	61.86
42	30	1237817	DAHLBERG Anna	SWE	6:47.7	51	19:49.5	45	27:26.4	43	31:01.7	+2:56.1	62.68
43	12	1197562	RODINA Elena	UKR	6:42.1	50	19:35.9	42	27:29.2	45	31:07.4	+3:01.8	64.71
44	18	1175834	SMIGUN Katrin	EST	6:52.7	52	19:41.2	43	27:22.5	42	31:10.2	+3:04.6	65.70
45	6	3665005	KALUGINA Elena	BLR	6:41.4	48	19:42.8	44	27:27.8	44	31:10.9	+3:05.3	65.95
46	3	1340540	HOU Yuxia	CHN	6:37.1	40	19:56.7	48	27:48.3	46	31:30.6	+3:25.0	72.97
47	4	1128983	FORTIER Jaime	CAN	6:41.6	49	19:49.7	46	27:52.4	47	31:42.1	+3:36.5	77.06
48	40	1104830	BUKVAJOVA Jaroslava	SVK	6:40.2	=44	19:54.4	47	28:01.0	48	31:50.5	+3:44.9	80.05
49	37	1169432	NATUMI Madoka	JPN	6:38.7	43	20:00.0	49	28:02.6	49	31:54.1	+3:48.5	81.33
50	1	1138198	OTAKA Tomomi	JPN	7:03.9	55	20:37.9	52	28:36.4	51	32:27.9	+4:22.3	93.36
51	20	1174379	BUBLOVA Ilona	CZE	6:37.9	42	20:14.1	50	28:30.0	50	32:32.8	+4:27.2	95.11
52	14	1208232	LUAN Zhengrong	CHN	7:04.2	56	20:45.0	53	28:44.3	52	32:35.3	+4:29.7	96.00
53	34	1098428	NIGLAS Piret	EST	6:52.9	53	20:35.5	51	28:52.6	53	32:49.1	+4:43.5	100.91
54	8	1143630	BENOIT Tessa	USA	7:26.0	57	21:17.8	55	29:20.2	54	33:09.1	+5:03.5	108.03
55	19	1090183	PETERSON Aelin	USA	6:59.6	54	20:58.5	54	29:20.6	55	33:18.9	+5:13.3	111.52
56	17	1258769	LEE Chun Ja	KOR	7:28.1	58	21:44.9	56	30:03.9	56	34:04.1	+5:58.5	127.61
57	13	3385000	KEZELE Maja	CRO	7:35.1	59	21:53.5	57	30:10.8	57	34:10.8	+6:05.2	129.99
58	9	1331422	NIKOLYAN Margarit	ARM	8:36.1	60	24:39.5	58	33:54.5	58	38:16.4	+10:10.8	217.41
59	61	3085000	BECSKEHAZY Franziska	BRA	9:40.4	61	29:02.9	59	41:01.2	59	46:46.0	+18:40.4	398.81

## Did not finish

33	1191354	ROCHAT Laurence	SUI	6:37.5	41
56	1094063	SMIGUN Kristina	EST	6:33.9	35

Weather	Snow Condition	Temperatures		Participants/NOC					
		Air	Snow	Entries	Ranked	DNS	DNF	DSQ	LAP
Clear	Hard	-8.0	-13.0	61	59	0	2	0	0

Technical Delegate:

  
MADDOX AI (CAN)

Race Secretary:

  
GATES Lori (USA)

## LEGEND / LEGENDE

= Shared Rank      DNS Did not start      DNF Did not finish      DSQ Disqualified



## RESULTS / RÉSULTATS

MEN'S 15 km CLASSICAL  
15 km CLASSIQUE HOMMES

SOLDIER HOLLOW TUE 12 FEB 2002 / MAR 12 FEV 2002 START TIME / DÉBUT 12:00 END TIME / FINI A 13:12

Jury Information				Course Information			
Technical Delegate	MADDOX AI	CAN	Name:	Olympic 15 km			
FIS Race Director	BENGTTSSON Bengt Erik	FIS	Height Difference (HD):	123 m			
Chief of Competition	AALBERG John	USA	Maximum Climb (MC):	51 m			
Assistant Technical Delegate	EGLI Christian	SUI	Total Climb (TC):	563 m			
Member	BEYER Barbara	GER	Length of Lap:	15042 m			
			Number of Laps:	1			

Rank	Bib	FIS Code	Name	NOC Code	2.0 km Time Rank	7.2 km Time Rank	11.5 km Time Rank	Finish Time	Behind	FIS Points
1	59	1088534	VEERPALU Andrus	EST	5:24.1 3	19:23.7 1	28:46.8 1	37:07.4	0.0	0.00
2	64	1150517	ESTIL Frode	NOR	5:22.9 2	19:31.4 2	29:09.7 2	37:43.4	+36.0	9.69
3	67	1098137	MAE Jaak	EST	5:26.0 4	19:42.0 6	29:26.0 3	37:50.8	+43.4	11.69
4	63	1059725	AUKLAND Anders	NOR	5:21.9 1	19:38.2 4	29:26.8 4	38:08.3	+1:00.9	16.40
5	66	1239078	ELOFSSON Per	SWE	5:26.3 5	19:37.5 3	29:27.8 5	38:10.8	+1:03.4	17.07
6	60	1010449	JEVNE Erling	NOR	5:29.3 7	19:39.4 5	29:34.6 6	38:13.6	+1:06.2	17.83
7	61	1250136	DENISOV Vitaly	RUS	5:32.6 14	19:52.4 8	29:35.1 7	38:17.9	+1:10.5	18.99
8	47	1107255	INGESSON Magnus	SWE	5:32.0 12	19:54.8 9	29:48.6 9	38:38.5	+1:31.1	24.53
9	50	1108225	BURGERMEISTER Reto	SUI	5:41.2 31	20:22.6 20	30:13.5 14	38:49.2	+1:41.8	27.42
10	28	1322498	NOVIKOV Serguei	RUS	5:32.1 13	20:07.6 10	30:07.9 11	38:49.3	+1:41.9	27.44
11	58	1240339	IVANOV Mikhail	RUS	5:29.7 8	19:42.6 7	29:44.1 8	38:51.3	+1:43.9	27.98
12	54	1016754	BAUER John	USA	5:34.6 18	20:08.5 13	30:04.8 10	38:55.7	+1:48.3	29.17
13	38	3660000	VIROLAINEN Roman	BLR	5:36.5 24	20:17.4 18	30:12.2 13	39:02.4	+1:55.0	30.97
14	14	1221327	TEICHMANN Axel	GER	5:35.1 20	20:19.4 19	30:19.5 15	39:05.3	+1:57.9	31.75
15	40	1051092	SCHLUETTER Andreas	GER	5:34.2 17	20:08.3 12	30:19.7 16	39:19.2	+2:11.8	35.50
16	30	1117537	WEAVER Patrick	USA	5:42.2 35	20:27.1 23	30:34.3 23	39:24.4	+2:17.0	36.90
17	25	1159538	LINDGREN Urban	SWE	5:41.5 33	20:23.6 22	30:27.6 18	39:24.8	+2:17.4	37.01
18	39	1320849	GOLOVKO Andrei	KAZ	5:34.9 19	20:16.3 17	30:30.5 21	39:28.1	+2:20.7	37.90
19	45	1052159	KOZU Masaaki	JPN	5:43.3 39	20:27.8 26	30:33.1 22	39:28.3	+2:20.9	37.95
20	65	1059822	HJELMESET Odd-Bjoern	NOR	5:27.0 6	20:07.8 11	30:08.2 12	39:31.4	+2:24.0	38.78
21	62	1106091	BATORY Ivan	SVK	5:29.9 9	20:09.7 15	30:22.7 17	39:32.0	+2:24.6	38.95
22	41	1285347	FREEMAN Kris	USA	5:36.2 =22	20:28.4 27	30:45.1 27	39:34.3	+2:26.9	39.57
23	31	1015687	MARENT Alexander	AUT	5:42.1 34	20:30.5 30	30:35.8 24	39:36.2	+2:28.8	40.08
24	37	1106867	BAJCICAK Martin	SVK	5:38.0 29	20:27.2 =24	30:44.4 26	39:39.4	+2:32.0	40.94
25	55	1374975	ROTCHEV Vasily	RUS	5:36.2 =22	20:13.4 16	30:30.4 20	39:42.1	+2:34.7	41.67
26	51	1181072	SCHWIENBACHER Freddy	ITA	5:45.7 42	20:46.9 35	30:53.2 31	39:44.9	+2:37.5	42.42
27	3	1107061	GOERANSSON Morgan	SWE	5:31.8 11	20:27.2 =24	30:46.8 28	39:45.7	+2:38.3	42.64
28	5	1224334	SARACCO Cristian	ITA	5:42.7 36	20:42.1 33	30:49.7 30	39:48.4	+2:41.0	43.36
29	57	1175155	MAGAL Jiri	CZE	5:37.6 25	20:23.2 21	30:59.1 34	39:48.6	+2:41.2	43.42
30	16	1038482	TAIPALE Kuisma	FIN	5:35.8 21	20:28.7 28	30:48.5 29	39:50.3	+2:42.9	43.88
31	21	1033923	VALBUSA Fulvio	ITA	5:37.7 26	20:09.4 14	30:27.9 19	39:50.6	+2:43.2	43.96
32	44	1277393	LEYBYUK Roman	UKR	5:37.8 =27	20:37.7 32	30:54.0 32	39:50.9	+2:43.5	44.04
33	53	1221036	FILBRICH Jens	GER	5:32.9 16	20:29.3 29	30:43.5 25	39:57.0	+2:49.6	45.68
34	18	1175349	MICHL Petr	CZE	5:49.5 49	20:45.7 34	30:58.9 33	40:00.2	+2:52.8	46.54
35	34	1067291	di CENTA Giorgio	ITA	5:31.3 10	20:35.1 31	31:08.4 35	40:22.6	+3:15.2	52.58
36	33	1051480	IMAI Hiroyuki	JPN	5:43.7 41	20:54.7 36	31:11.7 36	40:27.1	+3:19.7	53.79
37	12	3670001	KRIVUSHKIN Denis	KAZ	5:40.8 30	21:02.1 39	31:19.5 38	40:27.7	+3:20.3	53.95
38	1	1062635	KUDO Hiroshi	JPN	5:46.6 =44	21:07.9 =41	31:22.3 39	40:29.9	+3:22.5	54.54



## RESULTS / RÉSULTATS

MEN'S 15 km CLASSICAL  
15 km CLASSIQUE HOMMES

SOLDIER HOLLOW TUE 12 FEB 2002 / MAR 12 FEV 2002 START TIME / DÉBUT 12:00 END TIME / FINI A 13:12

Rank	Bib	FIS Code	Name	NOC Code	2.0 km Time Rank	7.2 km Time Rank	11.5 km Time Rank	Finish Time	Behind	FIS Points
39	52	1120932	PANAVAS Ricardas	LTU	5:51.1 50	21:10.6 44	31:24.7 41	40:31.0	+3:23.6	54.84
40	48	1197950	AASMAE Meelis	EST	5:41.4 32	20:59.3 37	31:19.0 37	40:31.2	+3:23.8	54.89
41	49	1046436	URAIN Gerhard	AUT	5:42.9 =37	21:00.2 38	31:24.0 40	40:38.0	+3:30.6	56.72
42	24	1123939	RIABININE Pavel	KAZ	5:51.5 51	21:09.6 43	31:44.0 42	41:03.2	+3:55.8	63.51
43	56	1042556	HIETAMAEMI Karri	FIN	5:47.8 47	21:05.5 40	31:45.2 43	41:13.6	+4:06.2	66.31
44	43	1320364	ZUBRILIN Igor	KAZ	5:51.7 53	21:16.3 46	31:53.0 45	41:15.5	+4:08.1	66.83
45	15	1344129	SPERL Milan	CZE	5:49.1 48	21:07.9 =41	31:46.9 44	41:16.7	+4:09.3	67.15
46	42	1049831	FARLEY Donald	CAN	5:46.9 46	21:15.4 45	31:58.8 46	41:26.6	+4:19.2	69.82
47	7	1322886	SCHALAK Aleksandr	BLR	5:54.3 57	21:54.3 =53	32:33.3 51	41:44.5	+4:37.1	74.64
48	35	1174088	SEMENIAKO Nikolai	BLR	5:51.6 52	21:33.9 48	32:22.7 48	41:48.0	+4:40.6	75.58
49	23	1260515	GERMANIS Juris	LAT	5:37.8 =27	21:47.5 49	32:27.1 49	41:50.1	+4:42.7	76.15
50	22	1051189	EBISAWA Katsuhito	JPN	5:32.7 15	21:25.4 47	32:08.7 47	41:51.4	+4:44.0	76.50
51	27	1157598	TREGOBOV Alexij	BLR	6:00.7 59	21:53.5 51	32:32.2 50	42:00.7	+4:53.3	79.00
52	17	1182624	ZYBAILO Vladislavas	LTU	5:46.6 =44	21:54.3 =53	32:33.9 52	42:07.9	+5:00.5	80.94
53	8	1077670	PALOLAHTI Ari	FIN	5:51.8 54	21:53.6 52	32:43.9 53	42:10.7	+5:03.3	81.70
54	6	1196883	FLORA Lars	USA	5:46.2 43	21:49.8 50	32:48.8 55	42:11.5	+5:04.1	81.91
55	19	1048667	SCHLICKENRIEDER Peter	GER	5:52.2 56	21:56.0 55	32:48.6 54	42:34.0	+5:26.6	87.97
56	13	1254986	HAN Dawei	CHN	6:06.3 60	22:41.4 59	33:21.9 57	42:34.5	+5:27.1	88.11
57	29	1291458	NARUSK Priit	EST	5:43.6 40	22:02.7 56	33:15.5 56	43:03.2	+5:55.8	95.84
58	26	1290100	KLOBUCAR Denis	CRO	5:52.1 55	22:35.5 57	33:55.3 58	43:45.0	+6:37.6	107.10
59	11	3780002	GUSEV Vadim	LTU	5:42.9 =37	22:38.5 58	34:01.2 59	43:56.2	+6:48.8	110.11
60	2	3090000	BARIAKOV Ivan	BUL	6:18.5 63	23:34.4 61	35:26.8 60	45:41.2	+8:33.8	138.40
61	36	3380000	JURCEVIC Damir	CRO	6:10.0 61	23:47.5 63	35:50.4 63	45:49.6	+8:42.2	140.66
62	46	1226759	PARK Byung Joo	KOR	6:13.6 62	24:24.5 66	35:49.6 62	45:51.4	+8:44.0	141.15
63	9	1333265	ERDENETULKHUUR Jargal	MGL	6:31.2 64	23:40.6 62	35:40.0 61	45:54.7	+8:47.3	142.04
64	32	1302904	CHOI Im-Hun	KOR	6:32.2 65	24:14.2 64	36:03.7 65	46:13.3	+9:05.9	147.05
65	4	1116470	FAFALIS Lefteris	GRE	5:57.9 58	22:56.1 60	35:56.8 64	46:17.9	+9:10.5	148.28
66	10	3740001	HAJIYAN Aram	ARM	6:35.8 66	24:14.7 65	36:16.7 66	46:42.9	+9:35.5	155.02

## Did not finish

20	1025969	BATINKOV Slavtsho	BUL	6:36.9 67	24:56.3 67
----	---------	-------------------	-----	-----------	------------

Weather	Snow Condition	Temperatures		Participants/NOC					
		Air	Snow	Entries	Ranked	DNS	DNF	DSQ	LAP
Clear	Hard	-1.0	-10.0	67	66	0	1	0	0

Technical Delegate:

MADDOX AI (CAN)

Race Secretary:

GATES Lori (USA)

## LEGEND / LEGENDE

=	Shared Rank	DNS	Did not start	DNF	Did not finish	DSQ	Disqualified
---	-------------	-----	---------------	-----	----------------	-----	--------------



## RESULTS / RÉSULTATS

MEN'S 10 km CLASSICAL  
10 km CLASSIQUE HOMMES

SOLDIER HOLLOW THU 14 FEB 2002 / JEU 14 FEV 2002 START TIME / DÉBUT 09:15 END TIME / FINI A 10:41

Jury Information				Course Information			
Technical Delegate	MADDOX Al	CAN	Name:	Olympic 10 km			
FIS Race Director	BENGTSSON Bengt Erik	FIS	Height Difference (HD):	119 m			
Chief of Competition	AALBERG John	USA	Maximum Climb (MC):	70 m			
Assistant Technical Delegate	EGLI Christian	SUI	Total Climb (TC):	382 m			
Member	PONIKVAR Uros	SLO	Length of Lap:	10132 m			
			Number of Laps:	1			

Rank	Bib	FIS Code	Name	NOC Code	2.0 km Time Rank	5.8 km Time Rank	8.7 km Time Rank	Finish Time	Behind	FIS Points
1	79	1048473	MUEHLEGG Johann	ESP	5:45.1 3	16:12.6 1	22:55.7 1	26:07.2	0.0	0.00
2	80	1150517	ESTIL Frode	NOR	5:41.0 1	16:17.6 2	23:07.1 2	26:20.4	+13.2	5.05
3	76	1059725	AUKLAND Anders	NOR	5:45.7 5	16:29.1 5	23:15.5 4	26:27.6	+20.4	7.81
4	46	1067291	di CENTA Giorgio	ITA	5:52.1 18	16:35.0 10	23:19.1 6	26:30.9	+23.7	9.07
5	77	1098137	MAE Jaak	EST	5:49.0 9	16:31.1 6	23:19.4 8	26:31.1	+23.9	9.15
6	63	1250136	DENISOV Vitaly	RUS	5:50.9 13	16:36.6 11	23:18.9 5	26:32.4	+25.2	9.64
7	78	1022089	BOTVINOV Mikhail	AUT	5:47.4 8	16:21.0 3	23:14.9 3	26:32.5	+25.3	9.68
8	52	1277393	LEYBYUK Roman	UKR	5:51.8 17	16:23.9 4	23:19.2 7	26:37.5	+30.3	11.60
9	75	1239078	ELOFSSON Per	SWE	5:45.5 4	16:34.0 8	23:22.2 9	26:39.3	+32.1	12.28
10	51	3660000	VIROLAINEN Roman	BLR	5:51.1 15	16:37.1 12	23:26.1 11	26:42.2	+35.0	13.39
11	58	1320849	GOLOVKO Andrei	KAZ	5:44.8 2	16:34.7 9	23:27.0 12	26:45.8	+38.6	14.77
12	70	1101047	SOMMERFELDT Rene	GER	5:46.3 7	16:33.5 7	23:25.7 10	26:46.0	+38.8	14.85
13	13	1051092	SCHLUETTER Andreas	GER	5:55.0 26	16:40.9 16	23:38.8 =15	26:52.5	+45.3	17.34
14	64	1029461	SKJELDAL Kristen	NOR	5:49.9 11	16:39.7 14	23:39.5 17	26:55.5	+48.3	18.49
15	53	1322498	NOVIKOV Serguei	RUS	5:51.0 14	16:40.0 15	23:38.3 14	26:55.8	+48.6	18.60
16	69	1059628	ALSGAARD Thomas	NOR	5:53.5 =19	16:53.6 26	23:38.8 =15	26:56.4	+49.2	18.83
17	67	1106091	BATORY Ivan	SVK	5:46.1 6	16:38.3 13	23:31.2 13	26:57.2	+50.0	19.14
18	47	1285347	FREEMAN Kris	USA	5:54.1 23	16:56.2 27	23:47.4 23	26:57.3	+50.1	19.18
19	36	1016754	BAUER John	USA	5:55.7 27	16:49.2 21	23:41.5 19	27:00.2	+53.0	20.29
20	73	1066224	FREDRIKSSON Mathias	SWE	5:54.2 =24	16:47.5 20	23:41.8 20	27:02.9	+55.7	21.32
21	74	1217350	BAUER Lukas	CZE	5:49.6 10	16:46.3 18	23:43.8 21	27:03.7	+56.5	21.63
22	50	1100077	VITTOZ Vincent	FRA	5:53.6 21	16:46.9 19	23:44.7 22	27:05.2	+58.0	22.20
23	71	1139459	PILLER COTTRER Pietro	ITA	5:50.6 12	16:43.2 17	23:41.1 18	27:06.2	+59.0	22.58
24	62	1106867	BAJCICAK Martin	SVK	6:02.5 43	17:00.9 =28	23:49.4 25	27:06.9	+59.7	22.85
25	40	1123648	NEVZOROV Andrei	KAZ	5:58.9 37	16:51.5 22	23:49.0 24	27:14.3	+1:07.1	25.68
26	57	1093869	KREZELOK Janusz	POL	5:54.2 =24	17:02.2 31	23:56.2 28	27:14.6	+1:07.4	25.80
27	65	1008994	MAJ Fabio	ITA	5:56.7 29	16:52.0 23	23:53.5 26	27:16.4	+1:09.2	26.49
28	72	1278557	VILISSOV Vladimir	RUS	5:53.8 22	16:52.1 24	23:55.6 27	27:21.3	+1:14.1	28.36
29	68	1008218	PROKOUROROV Alexei	RUS	5:57.8 34	17:00.9 =28	24:02.1 29	27:24.5	+1:17.3	29.59
30	59	1285153	ROUSSELET Alexandre	FRA	5:53.5 =19	16:53.0 25	24:02.9 =30	27:28.1	+1:20.9	30.97
31	15	1033923	VALBUSA Fulvio	ITA	6:08.2 55	17:08.4 36	24:13.6 35	27:30.6	+1:23.4	31.92
32	17	1178162	ANGERER Tobias	GER	5:57.1 31	17:01.7 30	24:02.9 =30	27:30.7	+1:23.5	31.96
33	43	1221327	TEICHMANN Axel	GER	6:03.3 44	17:02.7 32	24:05.6 32	27:31.2	+1:24.0	32.15
34	42	1007830	JONSSON Niklas	SWE	6:02.4 42	17:04.2 34	24:09.7 33	27:32.0	+1:24.8	32.46
35	48	1052159	KOZU Masaaki	JPN	6:09.8 57	17:13.1 41	24:17.1 37	27:37.6	+1:30.4	34.60
36	34	1117537	WEAVER Patrick	USA	6:06.6 51	17:10.8 40	24:16.5 36	27:38.3	+1:31.1	34.87
37	39	1051480	IMAI Hiroyuki	JPN	6:00.8 40	17:06.3 35	24:13.5 34	27:42.6	+1:35.4	36.52
38	55	1045757	WALCHER Achim	AUT	5:57.5 32	17:10.5 39	24:24.9 43	27:49.8	+1:42.6	39.28



## RESULTS / RÉSULTATS

MEN'S 10 km CLASSICAL  
10 km CLASSIQUE HOMMES

SOLDIER HOLLOW THU 14 FEB 2002 / JEU 14 FEV 2002 START TIME / DÉBUT 09:15 END TIME / FINI A 10:41

Rank	Bib	FIS Code	Name	NOC Code	2.0 km Time Rank	5.8 km Time Rank	8.7 km Time Rank	Finish Time	Behind	FIS Points
39	30	3670000	CHEBOTKO Nikolay	KAZ	6:03.6 45	17:09.4 38	24:23.8 41	27:50.0	+1:42.8	39.35
40	14	1051383	HORIGOME Mitsuo	JPN	6:06.5 =49	17:16.6 =43	24:22.3 =39	27:50.3	+1:43.1	39.47
41	19	1108225	BURGERMEISTER Reto	SUI	6:12.6 60	17:27.1 49	24:24.7 42	27:51.4	+1:44.2	39.89
42	41	1120932	PANAVAS Ricardas	LTU	6:12.9 61	17:16.6 =43	24:25.0 44	27:51.9	+1:44.7	40.08
43	66	1025484	HASLER Markus	LIE	5:57.9 35	17:08.9 37	24:22.3 =39	27:52.1	+1:44.9	40.16
44	61	1103278	KUNZ Stephan	LIE	5:55.9 28	17:03.7 33	24:21.4 38	28:01.4	+1:54.2	43.72
45	56	1035087	GUTIERREZ Juan J	ESP	6:00.0 38	17:15.7 42	24:30.9 45	28:06.7	+1:59.5	45.75
46	32	1038773	REPO Sami	FIN	5:57.6 33	17:20.5 45	24:39.0 47	28:09.2	+2:02.0	46.70
47	6	1070007	MAECHLER Patrik	SUI	6:00.6 39	17:23.4 47	24:37.5 46	28:12.7	+2:05.5	48.04
48	31	1286608	PERRILLAT Christophe	FRA	6:06.9 53	17:28.5 50	24:46.1 48	28:13.5	+2:06.3	48.35
49	38	1325602	PIETILA Sami	FIN	6:05.5 46	17:32.4 51	24:53.1 51	28:20.1	+2:12.9	50.88
50	54	1140332	SOKLIC Matej	SLO	5:51.7 16	17:22.2 46	24:49.7 49	28:20.7	+2:13.5	51.11
51	11	3670001	KRIVUSHKIN Denis	KAZ	6:11.6 58	17:42.1 54	24:52.1 50	28:22.0	+2:14.8	51.60
52	49	1291458	NARUSK Priit	EST	5:57.0 30	17:26.5 48	24:54.6 52	28:22.5	+2:15.3	51.79
53	37	1175058	KOUKAL Martin	CZE	5:58.2 36	17:36.8 52	24:55.8 53	28:26.9	+2:19.7	53.48
54	8	1013553	WADSWORTH Justin	USA	6:06.5 =49	17:47.4 56	25:06.8 55	28:32.5	+2:25.3	55.62
55	16	1254695	MAYER Marc	AUT	6:05.7 47	17:38.7 53	25:03.1 54	28:34.6	+2:27.4	56.43
56	21	1260515	GERMANIS Juris	LAT	6:09.4 56	17:53.3 59	25:08.0 57	28:41.1	+2:33.9	58.92
57	45	1125588	DOLIDOWITSCH Sergei	BLR	6:12.4 59	17:48.7 57	25:11.4 58	28:44.0	+2:36.8	60.03
58	20	1051189	EBISAWA Katsuhito	JPN	6:08.0 54	17:44.3 55	25:06.9 56	28:45.2	+2:38.0	60.49
59	25	1060016	ZUNZUNEGUI Haritz	ESP	6:22.9 66	17:56.5 60	25:20.0 59	29:01.3	+2:54.1	66.65
60	35	1344129	SPERL Milan	CZE	6:06.7 52	18:07.9 62	25:32.4 61	29:04.6	+2:57.4	67.91
61	33	1182624	ZYBALO Vladislavas	LTU	6:02.3 41	17:52.8 58	25:25.7 60	29:08.1	+3:00.9	69.25
62	23	1088146	ANTAL Zsolt	ROM	6:17.3 63	18:09.3 63	25:36.3 62	29:13.0	+3:05.8	71.13
63	10	1177580	JONNIER Emmanuel	FRA	6:20.4 65	18:14.0 64	25:40.9 63	29:21.2	+3:14.0	74.27
64	1	1086982	SANNIKOV Alexander	BLR	6:26.3 68	18:32.9 66	25:55.3 64	29:30.5	+3:23.3	77.83
65	60	1071947	SIN Doo Sun	KOR	6:30.2 70	18:53.5 69	26:24.4 68	29:54.5	+3:47.3	87.02
66	3	3780002	GUSEV Vadim	LTU	6:15.9 62	18:33.5 67	26:13.2 65	29:57.7	+3:50.5	88.24
67	24	1290100	KLOBUCAR Denis	CRO	6:17.7 64	18:32.8 65	26:14.0 66	30:00.7	+3:53.5	89.39
68	28	1289324	VOROBIEV Denis	BLR	6:06.0 48	18:06.3 61	26:14.9 67	30:04.3	+3:57.1	90.77
69	27	1226759	PARK Byung Joo	KOR	6:29.6 69	18:50.7 68	26:36.8 69	30:15.6	+4:08.4	95.09
70	29	1254986	HAN Dawei	CHN	6:36.7 71	19:17.6 70	26:44.5 70	30:15.7	+4:08.5	95.13
71	2	1116470	FAFALIS Lefteris	GRE	6:39.4 72	19:29.7 71	27:23.4 71	31:11.7	+5:04.5	116.57
72	5	3380000	JURCEVIC Damir	CRO	6:26.0 67	19:34.1 72	27:28.7 72	31:15.7	+5:08.5	118.10
73	12	3090000	BARIAKOV Ivan	BUL	6:55.3 76	19:35.7 73	27:30.0 73	31:17.1	+5:09.9	118.64
74	4	3740001	HAIJIAN Aram	ARM	6:50.8 73	19:55.0 74	28:07.8 74	31:52.7	+5:45.5	132.27
75	26	1025969	BATINKOV Slavtsho	BUL	6:52.5 74	20:09.7 75	28:13.0 75	32:12.6	+6:05.4	139.89
76	9	1260127	JUNG Eui-Myung	KOR	6:54.9 75	20:19.8 76	28:28.2 76	32:15.1	+6:07.9	140.84
77	18	1295338	TAGSCHERER Imre	HUN	7:00.4 78	20:46.2 78	29:11.5 78	33:10.6	+7:03.4	162.09
78	7	1295241	HOLLO Matyas	HUN	6:58.6 77	20:38.0 77	29:08.7 77	33:15.1	+7:07.9	163.82
79	85	1328803	MIRHASHEMI Seyed Mostafa	IRI	7:39.3 80	22:10.3 79	30:42.8 79	34:42.7	+8:35.5	197.35
80	83	1287384	BOIT Philip	KEN	7:22.1 79	22:33.6 80	31:59.4 80	36:21.6	+10:14.4	235.22
81	84	3920001	KINCH Arturo	CRC	8:27.5 81	25:44.0 81	36:08.0 81	41:30.5	+15:23.3	353.48
82	82	3890000	KHADKA Jayaram	NEP	9:31.1 83	28:18.8 82	39:19.8 82	44:20.3	+18:13.1	418.49
83	81	3900000	MENYOLI Isaac	CMR	9:06.8 82	28:38.1 83	40:20.7 83	45:40.3	+19:33.1	449.11






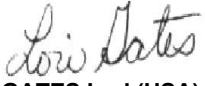
## RESULTS / RÉSULTATS

### MEN'S 10 km CLASSICAL 10 km CLASSIQUE HOMMES

SOLDIER HOLLOW THU 14 FEB 2002 / JEU 14 FEV 2002 START TIME / DÉBUT 09:15 END TIME / FINI A 10:41

Did not start				
22	1107061	GOERANSSON Morgan		SWE
44	1049831	FARLEY Donald		CAN

Weather	Snow Condition	Temperatures		Participants/NOC					
		Air	Snow	Entries	Ranked	DNS	DNF	DSQ	LAP
Cloudy	Packed	-1.0	-3.0	85	83	2	0	0	0

Technical Delegate:  <b>MADDOX AI (CAN)</b>	Race Secretary:  <b>GATES Lori (USA)</b>
--	--

<b>NOTE</b>							
First 60 Competitors are qualified for the Pursuit							
<b>LEGEND / LEGENDE</b>							
=	Shared Rank	<b>DNS</b>	Did not start	<b>DNF</b>	Did not finish	<b>DSQ</b>	Disqualified





## RESULTS / RÉSULTATS

MEN'S 10 km FREE PURSUIT  
10 km POURSUITE LIBRE HOMMES

SOLDIER HOLLOW THU 14 FEB 2002 / JEU 14 FEV 2002 START TIME / DÉBUT 12:00 END TIME / FINI A 12:29

Jury Information				Course Information			
Technical Delegate	MADDOX AI	CAN	Name:	Olympic 5 km-B			
FIS Race Director	BENGTSSON Bengt Erik	FIS	Height Difference (HD):	77 m			
Chief of Competition	AALBERG John	USA	Maximum Climb (MC):	50 m			
Assistant Technical Delegate	EGLI Christian	SUI	Total Climb (TC):	408 m			
Member	PONIKVAR Uros	SLO	Length of Lap:	4972			
			Number of Laps:	2			

Rank	Bib	FIS Code	Name	NOC Code	10 km C Time	10 km C Rank	10 km F Time	10 km F Rank	Finish Time	Behind	FIS Points
1	1	1048473	MUEHLEGG Johann	ESP	26:07	1	23:13.4	3	49:20.4	0.0	0.00
=2	2	1150517	ESTIL Frode	NOR	26:20	2	23:28.9	14	49:48.9	+28.5	5.77
=2	16	1059628	ALSGAARD Thomas	NOR	26:56	16	22:52.9	1	49:48.9	+28.5	5.77
4	9	1239078	ELOFSSON Per	SWE	26:39	9	23:13.9	4	49:52.9	+32.5	6.58
5	4	1067291	di CENTA Giorgio	ITA	26:30	4	23:23.8	10	49:53.8	+33.4	6.76
6	6	1250136	DENISOV Vitaly	RUS	26:32	6	23:26.5	11	49:58.5	+38.1	7.72
7	23	1139459	PILLER COTTRER Pietro	ITA	27:06	23	22:55.2	2	50:01.2	+40.8	8.26
8	3	1059725	AUKLAND Anders	NOR	26:27	3	23:43.8	20	50:10.8	+50.4	10.21
9	5	1098137	MAE Jaak	EST	26:31	5	23:41.1	19	50:12.1	+51.7	10.47
10	7	1022089	BOTVINOV Mikhail	AUT	26:32	7	23:45.2	21	50:17.2	+56.8	11.51
11	12	1101047	SOMMERFELDT Rene	GER	26:46	12	23:36.7	18	50:22.7	+1:02.3	12.62
12	8	1277393	LEYBYUK Roman	UKR	26:37	8	23:46.2	22	50:23.2	+1:02.8	12.72
13	21	1217350	BAUER Lukas	CZE	27:03	21	23:20.3	6	50:23.3	+1:02.9	12.74
14	22	1100077	VITTOZ Vincent	FRA	27:05	22	23:21.8	8	50:26.8	+1:06.4	13.45
15	18	1285347	FREEMAN Kris	USA	26:57	18	23:35.0	16	50:32.0	+1:11.6	14.51
16	25	1123648	NEVZOROV Andrei	KAZ	27:14	25	23:20.7	7	50:34.7	+1:14.3	15.05
17	15	1322498	NOVIKOV Serguei	RUS	26:55	15	23:50.9	27	50:45.9	+1:25.5	17.32
18	13	1051092	SCHLUETTER Andreas	GER	26:52	13	23:56.2	29	50:48.2	+1:27.8	17.79
19	31	1033923	VALBUSA Fulvio	ITA	27:30	31	23:19.7	5	50:49.7	+1:29.3	18.09
20	19	1016754	BAUER John	USA	27:00	19	23:49.9	26	50:49.9	+1:29.5	18.13
21	27	1008994	MAJ Fabio	ITA	27:16	27	23:34.8	15	50:50.8	+1:30.4	18.32
22	11	1320849	GOLOVKO Andrei	KAZ	26:45	11	24:10.9	35	50:55.9	+1:35.5	19.35
23	14	1029461	SKJELDAL Kristen	NOR	26:55	14	24:02.6	34	50:57.6	+1:37.2	19.70
24	32	1178162	ANGERER Tobias	GER	27:30	32	23:27.9	13	50:57.9	+1:37.5	19.76
25	35	1052159	KOZU Masaaki	JPN	27:37	35	23:35.6	17	51:12.6	+1:52.2	22.74
26	17	1106091	BATORY Ivan	SVK	26:57	17	24:15.7	38	51:12.7	+1:52.3	22.76
27	43	1025484	HASLER Markus	LIE	27:52	43	23:22.3	9	51:14.3	+1:53.9	23.08
28	20	1066224	FREDRIKSSON Mathias	SWE	27:02	20	24:17.9	39	51:19.9	+1:59.5	24.21
29	34	1007830	JONSSON Niklas	SWE	27:32	34	23:53.1	28	51:25.1	+2:04.7	25.27
30	29	1008218	PROKOUROROV Alexei	RUS	27:24	29	24:01.2	33	51:25.2	+2:04.8	25.29
31	10	3660000	VIROLAINEN Roman	BLR	26:42	10	24:54.1	52	51:36.1	+2:15.7	27.50
32	46	1038773	REPO Sami	FIN	28:09	46	23:27.7	12	51:36.7	+2:16.3	27.62
33	26	1093869	KREZELOK Janusz	POL	27:14	26	24:23.3	41	51:37.3	+2:16.9	27.74
34	40	1051383	HORIGOME Mitsuo	JPN	27:50	40	23:47.5	23	51:37.5	+2:17.1	27.78
35	37	1051480	IMAI Hiroyuki	JPN	27:42	37	23:57.8	31	51:39.8	+2:19.4	28.25
36	30	1285153	ROUSSELET Alexandre	FRA	27:28	30	24:12.9	36	51:40.9	+2:20.5	28.47
37	28	1278557	VILISSOV Vladimir	RUS	27:21	28	24:24.4	42	51:45.4	+2:25.0	29.38
38	45	1035087	GUTIERREZ Juan J	ESP	28:06	45	23:48.5	25	51:54.5	+2:34.1	31.23



## RESULTS / RÉSULTATS


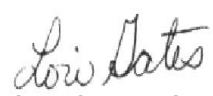
MEN'S 10 km FREE PURSUIT  
10 km POURSUITE LIBRE HOMMES

SOLDIER HOLLOW THU 14 FEB 2002 / JEU 14 FEV 2002 START TIME / DÉBUT 12:00 END TIME / FINI A 12:29

Rank	Bib	FIS Code	Name	NOC Code	10 km C		10 km F		Finish Time	Behind	FIS Points
					Time	Rank	Time	Rank			
39	33	1221327	TEICHMANN Axel	GER	27:31	33	24:29.4	45	52:00.4	+2:40.0	32.42
40	39	3670000	CHEBOTKO Nikolay	KAZ	27:50	39	24:13.5	37	52:03.5	+2:43.1	33.05
41	47	1070007	MAECHLER Patrik	SUI	28:12	47	23:57.1	30	52:09.1	+2:48.7	34.19
42	41	1108225	BURGERMEISTER Reto	SUI	27:51	41	24:27.1	44	52:18.1	+2:57.7	36.01
43	38	1045757	WALCHER Achim	AUT	27:49	38	24:30.0	46	52:19.0	+2:58.6	36.19
44	54	1013553	WADSWORTH Justin	USA	28:32	54	23:48.2	24	52:20.2	+2:59.8	36.44
45	44	1103278	KUNZ Stephan	LIE	28:01	44	24:20.2	40	52:21.2	+3:00.8	36.64
46	53	1175058	KOUKAL Martin	CZE	28:26	53	23:58.8	32	52:24.8	+3:04.4	37.37
47	36	1117537	WEAVER Patrick	USA	27:38	36	25:01.2	55	52:39.2	+3:18.8	40.29
48	49	1325602	PIETILA Sami	FIN	28:20	49	24:25.8	43	52:45.8	+3:25.4	41.62
49	42	1120932	PANAVAS Ricardas	LTU	27:51	42	24:56.1	53	52:47.1	+3:26.7	41.89
50	51	3670001	KRIVUSHKIN Denis	KAZ	28:22	51	24:42.7	49	53:04.7	+3:44.3	45.46
51	55	1254695	MAYER Marc	AUT	28:34	55	24:47.2	51	53:21.2	+4:00.8	48.80
52	58	1051189	EBISAWA Katsuhito	JPN	28:45	58	24:36.3	47	53:21.3	+4:00.9	48.82
53	24	1106867	BAJCICAK Martin	SVK	27:06	24	26:31.0	59	53:37.0	+4:16.6	52.00
54	56	1260515	GERMANIS Juris	LAT	28:41	56	24:58.8	54	53:39.8	+4:19.4	52.57
55	60	1344129	SPERL Milan	CZE	29:04	60	24:36.7	48	53:40.7	+4:20.3	52.75
56	52	1291458	NARUSK Prit	EST	28:22	52	25:23.2	56	53:45.2	+4:24.8	53.66
57	59	1060016	ZUNZUNEGUI Haritz	ESP	29:01	59	24:47.0	50	53:48.0	+4:27.6	54.23
58	50	1140332	SOKLIC Matej	SLO	28:20	50	25:52.4	57	54:12.4	+4:52.0	59.18
59	48	1286608	PERRILLAT Christophe	FRA	28:13	48	26:05.9	58	54:18.9	+4:58.5	60.49

Did not start											
57	1125588	DOLIDOWITSCH Sergej	BLR	28:44	57						

Weather	Snow Condition	Temperatures		Participants/NOC					
		Air	Snow	Entries	Ranked	DNS	DNF	DSQ	LAP
Partly Cloudy	Packed	3.0	-1.0	60	59	1	0	0	0

Technical Delegate:  <b>MADDOX AI (CAN)</b>	Race Secretary:  <b>GATES Lori (USA)</b>
--	--

LEGEND / LEGENDE	
=	Shared Rank
DNS	Did not start
DNF	Did not finish
DSQ	Disqualified



## RESULTS / RÉSULTATS

WOMEN'S 5 km CLASSICAL  
5 km CLASSIQUE DAMES

SOLDIER HOLLOW FRI 15 FEB 2002 / VEN 15 FEV 2002 START TIME / DÉBUT 09:00 END TIME / FINI A 09:48

Jury Information				Course Information			
Technical Delegate	MADDOX AI	CAN	Name:	Olympic 5 km-A			
FIS Race Director	BENGTSSON Bengt Erik	FIS	Height Difference (HD):	76 m			
Chief of Competition	AALBERG John	USA	Maximum Climb (MC):	41 m			
Assistant Technical Delegate	EGLI Christian	SUI	Total Climb (TC):	196 m			
Member	BEYER Barbara	GER	Length of Lap:	4952 m			
			Number of Laps:	1			

Rank	Bib	FIS Code	Name	NOC Code	1.9 km Time	1.9 km Rank	3.7 km Time	3.7 km Rank	Finish Time	Behind	FIS Points
1	57	1044690	DANILOVA Olga	RUS	5:44.0	1	9:45.7	1	12:58.7	0.0	0.00
2	69	1054972	LAZUTINA Larissa	RUS	5:44.6	2	9:47.0	2	12:58.9	+0.2	0.15
3	50	1276714	MAJDIC Petra	SLO	5:48.9	3	9:50.5	3	13:06.1	+7.4	5.70
4	60	1058270	SKARI Bente	NOR	5:51.3	6	9:58.7	4	13:11.7	+13.0	10.01
5	53	1133445	BAUER Viola	GER	5:53.7	8	10:00.7	7	13:15.3	+16.6	12.79
6	67	1128789	SCOTT Beckie	CAN	5:53.2	7	10:01.9	8	13:17.5	+18.8	14.48
7	51	1044787	GAVRILJUK Nina	RUS	5:54.9	9	10:03.8	9	13:26.8	+28.1	21.65
8	56	1054778	NEUMANNOVA Katerina	CZE	5:50.3	4	10:00.5	=5	13:27.6	+28.9	22.26
9	58	1092996	TCHEPALOVA Julija	RUS	5:51.1	5	10:00.5	=5	13:30.0	+31.3	24.11
10	68	1002786	PARUZZI Gabriella	ITA	6:02.8	16	10:11.4	11	13:33.9	+35.2	27.12
11	70	1126364	VARIS Kaisa	FIN	5:59.8	13	10:11.2	10	13:37.9	+39.2	30.20
12	55	1005017	VALBUSA Sabina	ITA	5:58.4	11	10:15.3	13	13:41.9	+43.2	33.28
13	28	1081162	SALONEN Satu	FIN	6:05.1	19	10:17.9	14	13:43.4	+44.7	34.44
14	32	1056621	TERELIA Irina	UKR	6:04.9	18	10:20.8	17	13:43.7	+45.0	34.67
15	59	1260903	PEDERSEN Hilde G	NOR	6:09.1	30	10:28.9	26	13:44.7	+46.0	35.44
16	37	1181848	JATSKAJA Oxana	KAZ	6:01.8	14	10:18.8	16	13:48.3	+49.6	38.21
17	64	1142563	SHEVCHENKO Valentina	UKR	5:57.8	10	10:14.0	12	13:48.7	+50.0	38.52
18	52	1113754	HENKEL Manuela	GER	5:58.6	12	10:18.1	15	13:49.8	+51.1	39.37
19	61	1000943	BELMONDO Stefania	ITA	6:09.0	29	10:22.7	19	13:50.4	+51.7	39.83
20	63	1283116	ANDERSSON Lina	SWE	6:08.1	25	10:29.1	27	13:50.6	+51.9	39.98
21	65	1094063	SMIGUN Kristina	EST	6:08.8	28	10:23.8	21	13:51.5	+52.8	40.68
22	48	1147801	BAY Tina	NOR	6:11.0	35	10:31.5	29	13:53.7	+55.0	42.37
23	66	1126461	SUNDQVIST Kati	FIN	6:07.2	22	10:25.8	23	13:54.4	+55.7	42.91
24	19	1129177	THERIAULT Milaine	CAN	6:10.1	=33	10:21.6	18	13:57.0	+58.3	44.92
25	46	1191354	ROCHAT Laurence	SUI	6:06.2	20	10:27.6	25	13:57.1	+58.4	44.99
26	31	1128886	RENNER Sara	CAN	6:07.1	21	10:27.0	24	13:57.3	+58.6	45.15
27	39	1004338	KEMPEL Nina	USA	6:08.4	27	10:29.2	28	13:58.1	+59.4	45.76
28	34	1182042	SHISHKINA Svetlana	KAZ	6:04.0	17	10:23.6	20	14:00.6	+1:01.9	47.69
29	16	1243152	OLSSON Jenny	SWE	6:13.2	37	10:33.1	31	14:00.7	+1:02.0	47.77
30	35	1107837	EK Elin	SWE	6:12.1	36	10:32.2	30	14:01.6	+1:02.9	48.46
31	54	1256732	SACHENBACHER Evi	GER	6:02.0	15	10:24.5	22	14:05.4	+1:06.7	51.39
32	26	1285929	STORTI Aurelie	FRA	6:09.2	31	10:35.7	=34	14:06.0	+1:07.3	51.85
33	24	1124424	ANTONOVA Elena	KAZ	6:07.6	24	10:34.2	32	14:06.6	+1:07.9	52.31
=34	33	1155658	WAGNER Wendy	USA	6:09.4	32	10:41.2	41	14:11.1	+1:12.4	55.78
=34	42	1174670	RAJDLOVA Kamila	CZE	6:13.7	39	10:37.7	39	14:11.1	+1:12.4	55.78
36	62	1305426	SKOFTERUD Vibeke W	NOR	6:20.4	48	10:43.0	44	14:12.3	+1:13.6	56.70
37	30	1099204	PHILIPPOT Karine	FRA	6:07.4	23	10:36.6	37	14:12.9	+1:14.2	57.17
38	29	1060501	LACEN Natasa	SLO	6:20.8	49	10:39.8	40	14:14.7	+1:16.0	58.55



## RESULTS / RÉSULTATS

WOMEN'S 5 km CLASSICAL  
5 km CLASSIQUE DAMES

SOLDIER HOLLOW FRI 15 FEB 2002 / VEN 15 FEV 2002 START TIME / DÉBUT 09:00 END TIME / FINI A 09:48

Rank	Bib	FIS Code	Name	NOC Code	1.9 km		3.7 km		Finish Time	Behind	FIS Points
					Time	Rank	Time	Rank			
39	47	3665004	ZJATIKOVA Vera	BLR	6:14.8	40	10:37.4	38	14:15.2	+1:16.5	58.94
40	45	1137228	GOTO Kanoko	JPN	6:19.7	47	10:49.7	=50	14:16.1	+1:17.4	59.63
41	11	1182333	DESHEVYKH Svetlana	KAZ	6:10.1	=33	10:34.3	33	14:16.2	+1:17.5	59.71
42	10	1099107	VAXELAIRE-PIERREL Annick	FRA	6:15.2	42	10:43.2	45	14:18.6	+1:19.9	61.56
43	5	1217156	BALATKOVA Helena	CZE	6:08.2	26	10:35.7	=34	14:20.6	+1:21.9	63.10
44	21	1277005	GREGORIN Teja	SLO	6:22.0	54	10:49.7	=50	14:20.7	+1:22.0	63.18
45	49	1165940	PIENIMAEKI Elina	FIN	6:18.1	46	10:36.3	36	14:21.3	+1:22.6	63.64
46	40	1062053	YOKOYAMA Sumiko	JPN	6:13.6	38	10:42.5	43	14:22.4	+1:23.7	64.49
47	44	3665003	ZJATIKOVA Natalja	BLR	6:24.4	55	10:47.1	46	14:23.5	+1:24.8	65.33
48	25	1340540	HOU Yuxia	CHN	6:31.4	63	10:50.7	53	14:26.3	+1:27.6	67.49
49	4	1108128	OLOFSSON Anna-Carin	SWE	6:27.6	58	10:50.1	52	14:28.3	+1:29.6	69.03
50	23	1009673	ALBRECHT LORETAN Brigitte	SUI	6:21.0	50	10:48.3	47	14:30.0	+1:31.3	70.34
51	2	1205419	FORTIER Amanda	CAN	6:15.5	43	10:41.7	42	14:30.5	+1:31.8	70.73
52	12	1350628	FUKUDA Nobuko	JPN	6:14.9	41	10:49.1	48	14:31.6	+1:32.9	71.58
53	15	1090183	PETERSON Aelin	USA	6:29.1	60	11:00.1	59	14:33.7	+1:35.0	73.19
54	6	3665005	KALUGINA Elena	BLR	6:17.6	45	10:51.6	54	14:34.6	+1:35.9	73.89
55	27	1005502	PALUSELLI Cristina	ITA	6:21.4	51	10:52.1	55	14:36.5	+1:37.8	75.35
56	41	1098428	NIGLAS Piret	EST	6:29.8	61	10:55.8	56	14:36.9	+1:38.2	75.66
57	43	1220648	KUENZEL Claudia	GER	6:28.1	59	10:55.9	57	14:37.0	+1:38.3	75.74
58	20	1197562	RODINA Elena	UKR	6:17.4	44	10:49.5	49	14:37.8	+1:39.1	76.35
59	8	1085333	PESTREKOVA Marina	UKR	6:21.6	52	10:58.2	58	14:41.0	+1:42.3	78.82
60	38	1104830	BUKVAJOVA Jaroslava	SVK	6:27.4	57	11:02.7	60	14:42.9	+1:44.2	80.28
61	22	1169432	NATUMI Madoka	JPN	6:21.7	53	11:04.3	61	14:51.4	+1:52.7	86.83
62	3	1365857	RANDALL Kikkan	USA	6:43.5	65	11:13.6	64	14:53.0	+1:54.3	88.06
63	17	1322983	SVIRIDOVA-K. Natalia	BLR	6:25.7	56	11:04.7	62	14:53.6	+1:54.9	88.53
64	14	1130923	HANUSOVA Katerina	CZE	6:33.7	64	11:07.4	63	14:55.0	+1:56.3	89.61
65	36	3785000	TERENTJEVA Irina	LTU	6:30.7	62	11:16.5	65	15:13.5	+2:14.8	103.86
66	9	3385000	KEZELE Maja	CRO	6:43.6	66	11:45.1	67	15:40.1	+2:41.4	124.36
67	1	1208232	LUAN Zhengrong	CHN	6:59.1	67	11:43.8	66	15:40.6	+2:41.9	124.74
68	18	1258769	LEE Chun Ja	KOR	7:16.8	68	12:13.3	68	16:13.1	+3:14.4	149.78
69	71	3525001	AYDIN Kelime	TUR	7:28.0	69	12:52.6	69	17:10.8	+4:12.1	194.24
70	72	3725001	ENKHEE Davaa	MGL	7:42.8	70	13:01.0	71	17:20.3	+4:21.6	201.56
71	7	1331422	NIKOLYAN Margarit	ARM	7:48.1	71	12:59.3	70	17:23.6	+4:24.9	204.10
72	13	1295435	GOTTSCHALL Zsofia	HUN	7:49.8	72	13:17.6	72	17:36.6	+4:37.9	214.12
73	73	1333944	BALKABA Katerina	GRE	8:18.9	73	14:06.2	73	18:48.9	+5:50.2	269.83



## RESULTS / RÉSULTATS

### WOMEN'S 5 km CLASSICAL 5 km CLASSIQUE DAMES

SOLDIER HOLLOW FRI 15 FEB 2002 / VEN 15 FEV 2002 START TIME / DÉBUT 09:00 END TIME / FINI A 09:48

Weather	Snow Condition	Temperatures		Participants/NOC					
		Air	Snow	Entries	Ranked	DNS	DNF	DSQ	LAP
Clear	Hard	-9.0	-14.0	73	73	0	0	0	0

Technical Delegate:  <b>MADDOX AI (CAN)</b>	Race Secretary:  <b>GATES Lori (USA)</b>
--	--

**NOTE**

First 50 Competitors are qualified for the Pursuit

**LEGEND / LEGENDE**

= Shared Rank      **DNS** Did not start      **DNF** Did not finish      **DSQ** Disqualified



## RESULTS / RÉSULTATS

WOMEN'S 5 km FREE PURSUIT  
5 km POURSUITE LIBRE DAMES

SOLDIER HOLLOW FRI 15 FEB 2002 / VEN 15 FEV 2002 START TIME / DÉBUT 11:30 END TIME / FINI A 11:45

Jury Information				Course Information			
Technical Delegate	MADDOX AI	CAN	Name:	Olympic 5 km-B			
FIS Race Director	BENGTSSON Bengt Erik	FIS	Height Difference (HD):	77 m			
Chief of Competition	AALBERG John	USA	Maximum Climb (MC):	50 m			
Assistant Technical Delegate	EGLI Christian	SUI	Total Climb (TC):	204 m			
Member	BEYER Barbara	GER	Length of Lap:	4972 m			
			Number of Laps:	1			

Rank	Bib	FIS Code	Name	NOC Code	5 km C Time	Rank	5 km F Time	Rank	Finish Time	Behind	FIS Points
1	1	1044690	DANILOVA Olga	RUS	12:58	1	11:54.1	9	24:52.1	0.0	0.00
2	2	1054972	LAZUTINA Larissa	RUS	12:58	2	12:01.0	16	24:59.0	+6.9	3.69
3	6	1128789	SCOTT Beckie	CAN	13:17	6	11:52.9	8	25:09.9	+17.8	9.54
4	8	1054778	NEUMANNOVA Katerina	CZE	13:27	8	11:43.0	3	25:10.0	+17.9	9.59
5	5	1133445	BAUER Viola	GER	13:15	5	11:56.1	10	25:11.1	+19.0	10.18
6	9	1092996	TCHPALOVA Julija	RUS	13:30	9	11:41.3	2	25:11.3	+19.2	10.29
7	7	1044787	GAVRILJUK Nina	RUS	13:26	7	11:47.5	6	25:13.5	+21.4	11.47
8	4	1058270	SKARI Bente	NOR	13:11	4	12:03.2	18	25:14.2	+22.1	11.84
9	3	1276714	MAJDIC Petra	SLO	13:06	3	12:10.5	21	25:16.5	+24.4	13.08
10	10	1002786	PARUZZI Gabriella	ITA	13:33	10	11:45.6	5	25:18.6	+26.5	14.20
11	12	1005017	VALBUSA Sabina	ITA	13:41	12	11:41.1	1	25:22.1	+30.0	16.08
12	14	1056621	TERELIA Irina	UKR	13:43	14	11:50.6	7	25:33.6	+41.5	22.25
13	19	1000943	BELMONDO Stefania	ITA	13:50	19	11:45.3	4	25:35.3	+43.2	23.16
14	11	1126364	VARIS Kaisa	FIN	13:37	11	11:59.0	=13	25:36.0	+43.9	23.53
15	21	1094063	SMIGUN Kristina	EST	13:51	21	11:57.6	12	25:48.6	+56.5	30.29
16	15	1260903	PEDERSEN Hilde G	NOR	13:44	15	12:22.0	34	26:06.0	+1:13.9	39.62
17	16	1181848	JATSKAJA Oxana	KAZ	13:48	16	12:21.0	32	26:09.0	+1:16.9	41.23
18	23	1126461	SUNDQVIST Kati	FIN	13:54	23	12:16.1	=27	26:10.1	+1:18.0	41.82
19	26	1128886	RENNER Sara	CAN	13:57	26	12:13.3	23	26:10.3	+1:18.2	41.92
20	31	1256732	SACHENBACHER Evi	GER	14:05	31	12:06.0	19	26:11.0	+1:18.9	42.30
21	37	1099204	PHILIPPOT Karine	FRA	14:12	37	11:59.0	=13	26:11.0	+1:18.9	42.30
22	18	1113754	HENKEL Manuela	GER	13:49	18	12:22.4	35	26:11.4	+1:19.3	42.51
23	17	1142563	SHEVCHENKO Valentina	UKR	13:48	17	12:23.4	36	26:11.4	+1:19.3	42.51
24	25	1191354	ROCHAT Laurence	SUI	13:57	25	12:14.8	25	26:11.8	+1:19.7	42.73
25	38	1060501	LACEN Natasa	SLO	14:14	38	12:00.1	15	26:14.1	+1:22.0	43.96
26	28	1182042	SHISHKINA Svetlana	KAZ	14:00	28	12:15.0	26	26:15.0	+1:22.9	44.44
27	30	1107837	EK Elin	SWE	14:01	30	12:17.3	30	26:18.3	+1:26.2	46.21
28	22	1147801	BAY Tina	NOR	13:53	22	12:29.7	37	26:22.7	+1:30.6	48.57
29	46	1062053	YOKOYAMA Sumiko	JPN	14:22	46	12:01.3	17	26:23.3	+1:31.2	48.89
30	36	1305426	SKOFTERUD Vibeke W	NOR	14:12	36	12:14.7	24	26:26.7	+1:34.6	50.72
31	50	1009673	ALBRECHT LORETAN Brigitte	SUI	14:30	50	11:57.3	11	26:27.3	+1:35.2	51.04
32	27	1004338	KEMPPPEL Nina	USA	13:58	27	12:29.8	=38	26:27.8	+1:35.7	51.31
33	32	1285929	STORTI Aurelie	FRA	14:06	32	12:21.9	33	26:27.9	+1:35.8	51.36
34	39	3665004	ZJATIKOVA Vera	BLR	14:15	39	12:13.0	22	26:28.0	+1:35.9	51.41
35	24	1129177	THERIAULT Milaine	CAN	13:57	24	12:32.1	40	26:29.1	+1:37.0	52.00
36	47	3665003	ZJATIKOVA Natalja	BLR	14:23	47	12:06.4	20	26:29.4	+1:37.3	52.16
37	29	1243152	OLSSON Jenny	SWE	14:00	29	12:29.8	=38	26:29.8	+1:37.7	52.38
38	13	1081162	SALONEN Satu	FIN	13:43	13	12:49.5	45	26:32.5	+1:40.4	53.83




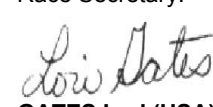
## RESULTS / RÉSULTATS

WOMEN'S 5 km FREE PURSUIT  
5 km POURSUITE LIBRE DAMES

SOLDIER HOLLOW FRI 15 FEB 2002 / VEN 15 FEV 2002 START TIME / DÉBUT 11:30 END TIME / FINI A 11:45

Rank	Bib	FIS Code	Name	NOC Code	5 km C		5 km F		Finish Time	Behind	FIS Points
					Time	Rank	Time	Rank			
39	42	1099107	VAXELAIRE-PIERREL Annick	FRA	14:18	42	12:16.1	=27	26:34.1	+1:42.0	54.68
40	40	1137228	GOTO Kanoko	JPN	14:16	40	12:19.6	31	26:35.6	+1:43.5	55.49
41	20	1283116	ANDERSSON Lina	SWE	13:50	20	12:45.7	43	26:35.7	+1:43.6	55.54
42	45	1165940	PIENIMAEKI Elina	FIN	14:21	45	12:16.7	29	26:37.7	+1:45.6	56.61
43	44	1277005	GREGORIN Teja	SLO	14:20	44	12:43.6	42	27:03.6	+2:11.5	70.50
44	43	1217156	BALATKOVA Helena	CZE	14:20	43	12:45.8	44	27:05.8	+2:13.7	71.68
45	41	1182333	DESHEVYKH Svetlana	KAZ	14:16	41	12:51.7	46	27:07.7	+2:15.6	72.70
46	48	1340540	HOU Yuxia	CHN	14:26	48	12:43.3	41	27:09.3	+2:17.2	73.56
47	35	1174670	RAJDLOVA Kamila	CZE	14:11	34	12:58.6	48	27:09.6	+2:17.5	73.72
48	49	1108128	OLOFSSON Anna-Carin	SWE	14:28	49	12:52.7	47	27:20.7	+2:28.6	79.67
49	33	1124424	ANTONOVA Elena	KAZ	14:06	33	13:15.8	50	27:21.8	+2:29.7	80.26
50	34	1155658	WAGNER Wendy	USA	14:11	34	13:14.1	49	27:25.1	+2:33.0	82.03

Weather	Snow Condition	Temperatures		Participants/NOC					
		Air	Snow	Entries	Ranked	DNS	DNF	DSQ	LAP
Clear	Hard	-7.0	-13.0	50	50	0	0	0	0

Technical Delegate:  <b>MADDOX AI (CAN)</b>	Race Secretary:  <b>GATES Lori (USA)</b>
--	--

LEGEND / LEGENDE	
=	Shared Rank
DNF	Did not start
DNF	Did not finish
DSQ	Disqualified



## RESULTS / RÉSULTATS

MEN'S 4x10 km RELAY  
RELAIS 4 X 10 km HOMMES

SOLDIER HOLLOW SUN 17 FEB 2002 / DIM 17 FEV 2002 START TIME / DÉBUT 09:30 END TIME / FINI A 11:12

Jury Information				Course Information			
Technical Delegate	MADDOX Al	CAN	Name:	Olympic 5 km-A	Olympic 5 km-B		
FIS Race Director	BENGTSSON Bengt Erik	FIS	Height Difference (HD):	76 m	77 m		
Chief of Competition	AALBERG John	USA	Maximum Climb (MC):	41 m	50 m		
Assistant Technical Delegate	EGLI Christian	SUI	Total Climb (TC):	392 m	408 m		
Member	PONIKVAR Uros	SLO	Length of Lap:	4952 m	4972 m		
			Number of Laps:	2	2		

Rank	Bib Leg	NOC Bib Color	Name	Leg Time	Leg Rank	Leg Behind	Team Time	Team Rank	Behind
<b>1</b>	<b>1</b>	<b>NOR</b>	<b>NORWAY</b>				<b>1:32:45.5</b>		<b>0.0</b>
	1-1	r	AUKLAND Anders	24:27.4	1	0.0	24:27.4	1	0.0
	1-2	g	ESTIL Frode	24:22.9	5	+37.7	48:50.3	1	0.0
	1-3	y	SKJELDAL Kristen	22:10.5	5	+40.9	1:11:00.8	1	0.0
	1-4	b	ALSGAARD Thomas	21:44.7	2	+0.2	1:32:45.5	1	0.0
<b>2</b>	<b>6</b>	<b>ITA</b>	<b>ITALY</b>				<b>1:32:45.8</b>		<b>+0.3</b>
	6-1	r	MAJ Fabio	24:35.8	2	+8.4	24:35.8	2	+8.4
	6-2	g	di CENTA Giorgio	24:38.4	7	+53.2	49:14.2	4	+23.9
	6-3	y	PILLER COTTRER Pietro	21:47.1	2	+17.5	1:11:01.3	2	+0.5
	6-4	b	ZORZI Cristian	21:44.5	1	0.0	1:32:45.8	2	+0.3
<b>3</b>	<b>3</b>	<b>GER</b>	<b>GERMANY</b>				<b>1:33:34.5</b>		<b>+49.0</b>
	3-1	r	FILBRICH Jens	24:39.9	4	+12.5	24:39.9	4	+12.5
	3-2	g	SCHLUETTER Andreas	24:21.4	3	+36.2	49:01.3	2	+11.0
	3-3	y	ANGERER Tobias	22:12.4	6	+42.8	1:11:13.7	4	+12.9
	3-4	b	SOMMERFELDT Rene	22:20.8	5	+36.3	1:33:34.5	3	+49.0
<b>4</b>	<b>5</b>	<b>AUT</b>	<b>AUSTRIA</b>				<b>1:34:04.9</b>		<b>+1:19.4</b>
	5-1	r	MARENT Alexander	25:15.0	8	+47.6	25:15.0	8	+47.6
	5-2	g	BOTVINOV Mikhail	24:22.1	4	+36.9	49:37.1	7	+46.8
	5-3	y	URAIN Gerhard	22:19.9	7	+50.3	1:11:57.0	6	+56.2
	5-4	b	HOFFMANN Christian	22:07.9	3	+23.4	1:34:04.9	4	+1:19.4
<b>5</b>	<b>12</b>	<b>USA</b>	<b>UNITED STATES OF AMERICA</b>				<b>1:34:05.5</b>		<b>+1:20.0</b>
	12-1	r	BAUER John	24:40.9	5	+13.5	24:40.9	5	+13.5
	12-2	g	FREEMAN Kris	24:34.9	6	+49.7	49:15.8	5	+25.5
	12-3	y	WADSWORTH Justin	22:40.7	10	+1:11.1	1:11:56.5	5	+55.7
	12-4	b	SWENSON Carl	22:09.0	4	+24.5	1:34:05.5	5	+1:20.0
<b>6</b>	<b>4</b>	<b>RUS</b>	<b>RUSSIAN FEDERATION</b>				<b>1:34:50.1</b>		<b>+2:04.6</b>
	4-1	r	NOVIKOV Serguei	25:17.6	10	+50.2	25:17.6	10	+50.2
	4-2	g	IVANOV Mikhail	24:14.3	2	+29.1	49:31.9	6	+41.6
	4-3	y	DENISOV Vitaly	22:34.9	8	+1:05.3	1:12:06.8	7	+1:06.0
	4-4	b	BOLCHAKOV Nikolaj	22:43.3	7	+58.8	1:34:50.1	6	+2:04.6





## RESULTS / RÉSULTATS

MEN'S 4x10 km RELAY  
RELAIS 4 X 10 km HOMMES

SOLDIER HOLLOW SUN 17 FEB 2002 / DIM 17 FEV 2002 START TIME / DÉBUT 09:30 END TIME / FINI A 11:12

Rank	Bib Leg	NOC Bib Color	Name	Leg Time	Leg Rank	Leg Behind	Team Time	Team Rank	Behind
<b>7</b>	<b>13</b>	<b>CZE</b>	<b>CZECH REPUBLIC</b>				<b>1:35:31.3</b>		<b>+2:45.8</b>
	13-1	r	KOUKAL Martin	25:07.9	7	+40.5	25:07.9	7	+40.5
	13-2	g	MAGAL Jiri	25:30.9	9	+1:45.7	50:38.8	9	+1:48.5
	13-3	y	BAUER Lukas	21:29.6	1	0.0	1:12:08.4	8	+1:07.6
	13-4	b	MICHL Petr	23:22.9	12	+1:38.4	1:35:31.3	7	+2:45.8
<b>8</b>	<b>14</b>	<b>FRA</b>	<b>FRANCE</b>				<b>1:35:50.8</b>		<b>+3:05.3</b>
	14-1	r	ROUSSELET Alexandre	24:57.3	6	+29.9	24:57.3	6	+29.9
	14-2	g	PERRILLAT Christophe	25:31.9	10	+1:46.7	50:29.2	8	+1:38.9
	14-3	y	VITTOZ Vincent	22:01.3	3	+31.7	1:12:30.5	9	+1:29.7
	14-4	b	JONNIER Emmanuel	23:20.3	10	+1:35.8	1:35:50.8	8	+3:05.3
<b>9</b>	<b>7</b>	<b>EST</b>	<b>ESTONIA</b>				<b>1:36:07.0</b>		<b>+3:21.5</b>
	7-1	r	OLLE Raul	25:16.7	9	+49.3	25:16.7	9	+49.3
	7-2	g	VEERPALU Andrus	23:45.2	1	0.0	49:01.9	3	+11.6
	7-3	y	MAE Jaak	22:08.0	4	+38.4	1:11:09.9	3	+9.1
	7-4	b	AASMAE Meelis	24:57.1	15	+3:12.6	1:36:07.0	9	+3:21.5
<b>10</b>	<b>8</b>	<b>SUI</b>	<b>SWITZERLAND</b>				<b>1:37:26.4</b>		<b>+4:40.9</b>
	8-1	r	ASCHWANDEN Wilhelm	25:54.9	12	+1:27.5	25:54.9	12	+1:27.5
	8-2	g	BURGERMEISTER Reto	25:09.4	8	+1:24.2	51:04.3	10	+2:14.0
	8-3	y	MAECHLER Patrik	23:05.5	13	+1:35.9	1:14:09.8	10	+3:09.0
	8-4	b	BUNDI Gion Andrea	23:16.6	9	+1:32.1	1:37:26.4	10	+4:40.9
<b>11</b>	<b>15</b>	<b>FIN</b>	<b>FINLAND</b>				<b>1:37:41.8</b>		<b>+4:56.3</b>
	15-1	r	TAIPALE Kuisma	26:01.7	14	+1:34.3	26:01.7	14	+1:34.3
	15-2	g	HIETAMAEGI Karri	26:08.8	13	+2:23.6	52:10.5	14	+3:20.2
	15-3	y	KATTILAKOSKI Teemu	23:02.2	12	+1:32.6	1:15:12.7	14	+4:11.9
	15-4	b	REPO Sami	22:29.1	6	+44.6	1:37:41.8	11	+4:56.3
<b>12</b>	<b>11</b>	<b>JPN</b>	<b>JAPAN</b>				<b>1:37:50.5</b>		<b>+5:05.0</b>
	11-1	r	KOZU Masaaki	26:28.4	15	+2:01.0	26:28.4	15	+2:01.0
	11-2	g	IMAI Hiroyuki	25:34.7	11	+1:49.5	52:03.1	13	+3:12.8
	11-3	y	HORIGOME Mitsuo	22:56.5	11	+1:26.9	1:14:59.6	13	+3:58.8
	11-4	b	EBISAWA Katsuhito	22:50.9	8	+1:06.4	1:37:50.5	12	+5:05.0
<b>13</b>	<b>2</b>	<b>SWE</b>	<b>SWEDEN</b>				<b>1:37:59.5</b>		<b>+5:14.0</b>
	2-1	r	LINDGREN Urban	25:56.4	13	+1:29.0	25:56.4	13	+1:29.0
	2-2	g	FREDRIKSSON Mathias	25:35.3	12	+1:50.1	51:31.7	12	+2:41.4
	2-3	y	JONSSON Niklas	22:38.4	9	+1:08.8	1:14:10.1	11	+3:09.3
	2-4	b	GOERANSSON Morgan	23:49.4	13	+2:04.9	1:37:59.5	13	+5:14.0
<b>14</b>	<b>10</b>	<b>KAZ</b>	<b>KAZAKHSTAN</b>				<b>1:38:20.8</b>		<b>+5:35.3</b>
	10-1	r	GOLOVKO Andrei	24:39.2	3	+11.8	24:39.2	3	+11.8
	10-2	g	RIABININE Pavel	26:38.0	14	+2:52.8	51:17.2	11	+2:26.9
	10-3	y	CHEBOTKO Nikolay	23:42.2	14	+2:12.6	1:14:59.4	12	+3:58.6
	10-4	b	NEVZOROV Andrei	23:21.4	11	+1:36.9	1:38:20.8	14	+5:35.3





## RESULTS / RÉSULTATS

### MEN'S 4x10 km RELAY RELAIS 4 X 10 km HOMMES

SOLDIER HOLLOW SUN 17 FEB 2002 / DIM 17 FEV 2002 START TIME / DÉBUT 09:30 END TIME / FINI A 11:12

Rank	Bib Leg	NOC Bib Color	Name	Leg Time	Leg Rank	Leg Behind	Team Time	Team Rank	Behind
<b>15</b>	<b>9</b>	<b>BLR</b>	<b>BELARUS</b>				<b>1:42:12.0</b>		<b>+9:26.5</b>
	9-1	r	VIROLAINEN Roman	25:54.0	11	+1:26.6	25:54.0	11	+1:26.6
	9-2	g	SEMENIAKO Nikolai	27:24.8	15	+3:39.6	53:18.8	15	+4:28.5
	9-3	y	SANNIKOV Alexander	24:51.1	15	+3:21.5	1:18:09.9	15	+7:09.1
	9-4	b	DOLIDOWITSCH Sergei	24:02.1	14	+2:17.6	1:42:12.0	15	+9:26.5

Weather	Snow Condition	Temperatures		Participants/NOC					
		Air	Snow	Entries	Ranked	DNS	DNF	DSQ	LAP
Partly Cloudy	Hard	1.0	-8.0	15	15	0	0	0	0

Technical Delegate:  <b>MADDOX AI (CAN)</b>	Race Secretary:  <b>GATES Lori (USA)</b>
--	--

LEGEND / LEGENDE	
r	Red
DNF	Did not finish
g	Green
DSQ	Disqualified
y	Yellow
b	Blue
DNS	Did not start



## RESULT - QUALIFICATION / RÉSULTATS - QUALIFICATIONS

### WOMEN'S SPRINT SPRINT DAMES

SOLDIER HOLLOW TUE 19 FEB 2002 / MAR 19 FÉV 2002 START TIME / DÉBUT 9:00 END TIME / FINI A 9:18

Jury Information			Course Information	
Technical delegate	MADDOX AI	CAN	Name:	Olympic 1.5 km
FIS Race director	BENGTSSON Bengt Erik	FIS	Height Difference (HD):	32 m
Chief of competition	AALBERG John	USA	Maximum Climb (MM):	14 m
Assistant technical delegate	EGLI Christian	SUI	Total Climb (MT):	50 m
FIS Jury Member	BEYER Barbara	GER	Length of lap:	1480 m
			Laps:	1

Rank	Bib	FIS-Code	Name	NOC	Finish Time	Time Behind	FIS Points	Remarks
1	10	1054778	NEUMANNOVA Katerina	CZE	3:12.76	0.00	0.00	Qualified
2	13	1092996	TCHPALOVA Julija	RUS	3:13.03	+0.27	1.12	Qualified
3	2	1256732	SACHENBACHER Evi	GER	3:13.81	+1.05	4.36	Qualified
4	16	1002204	MOEN Anita	NOR	3:14.13	+1.37	5.69	Qualified
5	6	1128789	SCOTT Beckie	CAN	3:14.62	+1.86	7.72	Qualified
6	19	1165940	PIENIMAEKI Elina	FIN	3:14.79	+2.03	8.42	Qualified
7	18	1186989	MALI Andreja	SLO	3:15.75	+2.99	12.41	Qualified
8	4	1002786	PARUZZI Gabriella	ITA	3:16.11	+3.35	13.90	Qualified
9	3	1220648	KUENZEL Claudia	GER	3:16.41	+3.65	15.15	Qualified
10	7	1113754	HENKEL Manuela	GER	3:16.89	+4.13	17.14	Qualified
11	9	1041780	SORKMO Maj Helen	NOR	3:17.10	+4.34	18.01	Qualified
12	27	1240436	BURUKINA Elena	RUS	3:17.26	+4.50	18.68	Qualified
13	23	1092123	RESCHWAMM Anke	GER	3:17.45	+4.69	19.46	Qualified
14	26	1128886	RENNER Sara	CAN	3:18.07	+5.31	22.04	Qualified
15	5	1018015	EGOROVA Ljubov	RUS	3:18.46	+5.70	23.66	Qualified
16	30	1169432	NATUMI Madoka	JPN	3:18.78	+6.02	24.98	Qualified
17	21	1005017	VALBUSA Sabina	ITA	3:19.22	+6.46	26.81	Not qualified
18	15	1126461	SUNDQVIST Kati	FIN	3:19.23	+6.47	26.85	Not qualified
19	20	1260903	PEDERSEN Hilde G	NOR	3:19.79	+7.03	29.18	Not qualified
20	1	1044787	GAVRILJUK Nina	RUS	3:20.02	+7.26	30.13	Not qualified
21	12	1305426	SKOFTERUD Vibeke W	NOR	3:20.21	+7.45	30.92	Not qualified
22	8	1250524	GENUIN Magda	ITA	3:20.28	+7.52	31.21	Not qualified
23	25	1126364	VARIS Kaisa	FIN	3:20.52	+7.76	32.21	Not qualified
24	35	3665000	LOPATINA Viktorija	BLR	3:20.59	+7.83	32.50	Not qualified
25	14	1094063	SMIGUN Kristina	EST	3:20.94	+8.18	33.95	Not qualified
26	11	1139071	MORODER Karin	ITA	3:21.92	+9.16	38.02	Not qualified
27	24	1068455	HUBER Andrea	SUI	3:22.18	+9.42	39.10	Not qualified
28	17	1283116	ANDERSSON Lina	SWE	3:22.65	+9.89	41.05	Not qualified
29	32	1056621	TERELIA Irina	UKR	3:23.47	+10.71	44.45	Not qualified
30	51	1128983	FORTIER Jaime	CAN	3:23.98	+11.22	46.57	Not qualified
31	29	1129177	THERIAULT Milaine	CAN	3:24.41	+11.65	48.35	Not qualified
32	33	1060501	LACEN Natasa	SLO	3:24.90	+12.14	50.38	Not qualified
33	22	1237817	DAHLBERG Anna	SWE	3:25.32	+12.56	52.13	Not qualified
34	31	1277005	GREGORIN Teja	SLO	3:25.64	+12.88	53.46	Not qualified
35	34	1107837	EK Elin	SWE	3:25.93	+13.17	54.66	Not qualified
36	28	1255374	LASSILA Riitta Liisa	FIN	3:27.16	+14.40	59.76	Not qualified
37	44	1108128	OLOFSSON Anna-Carin	SWE	3:28.07	+15.31	63.54	Not qualified
38	39	1143630	BENOIT Tessa	USA	3:28.35	+15.59	64.70	Not qualified
39	38	1350628	FUKUDA Nobuko	JPN	3:28.38	+15.62	64.83	Not qualified
40	49	1340540	HOU Yuxia	CHN	3:28.71	+15.95	66.20	Not qualified
41	40	1316193	JAKIMCHUK Vita	UKR	3:28.94	+16.18	67.15	Not qualified
42	36	1217156	BALATKOVA Helena	CZE	3:29.23	+16.47	68.35	Not qualified
43	53	1174379	BUBLOVA Ilona	CZE	3:29.35	+16.59	68.85	Not qualified
44	41	1365857	RANDALL Kikkan	USA	3:30.27	+17.51	72.67	Not qualified
45	43	1322983	SVIRIDOVA-K. Natalia	BLR	3:31.83	+19.07	79.15	Not qualified





## RESULT - QUALIFICATION / RÉSULTATS - QUALIFICATIONS

### WOMEN'S SPRINT SPRINT DAMES

SOLDIER HOLLOW TUE 19 FEB 2002 / MAR 19 FÉV 2002 START TIME / DÉBUT 9:00 END TIME / FINI A 9:18

Rank	Bib	FIS-Code	Name	NOC	Finish Time	Time Behind	FIS Points	Remarks
46	42	1090183	PETERSON Aelin	USA	3:34.05	+21.29	88.36	Not qualified
47	47	1138198	OTAKA Tomomi	JPN	3:34.14	+21.38	88.73	Not qualified
=48	45	1196010	JODER Kristina	USA	3:34.18	+21.42	88.90	Not qualified
=48	48	3785000	TERENTJEVA Irina	LTU	3:34.18	+21.42	88.90	Not qualified
50	46	1208232	LUAN Zhengrong	CHN	3:35.21	+22.45	93.17	Not qualified
51	37	1333556	ISSACHENKO Natalya	KAZ	3:39.09	+26.33	109.28	Not qualified
52	52	1258769	LEE Chun Ja	KOR	3:41.06	+28.30	117.45	Not qualified
53	55	1320170	STAROSTINA Daria	KAZ	3:41.69	+28.93	120.07	Not qualified
54	50	1295435	GOTTSCHALL Zsofia	HUN	3:42.98	+30.22	125.42	Not qualified
55	56	3915001	GOROHOVA Elena	MDA	3:43.82	+31.06	128.91	Not qualified
56	58	3525001	AYDIN Kelime	TUR	4:00.50	+47.74	198.13	Not qualified
57	57	1333944	BALKABA Katerina	GRE	4:06.99	+54.23	225.07	Not qualified
58	54	1331422	NIKOLYAN Margarit	ARM	4:13.55	+1:00.79	252.29	Not qualified

Weather	Snow Condition	Temperatures		Competitors				
		Air	Snow	Entries	Ranked	DNS	DNF	DSQ
Cloudy	Hard	-3.0°C	-4.0°C	58	58	0	0	0

Technical delegate:  <b>MADDOX AI (CAN)</b>	Race Secretary:  <b>GATES Lori (USA)</b>
--	--

LEGEND
= Marks equal ranks



## RESULT - QUARTERFINAL / RÉSULTATS - 1/4 FINALE



### WOMEN'S SPRINT SPRINT DAMES

SOLDIER HOLLOW TUE 19 FEB 2002 / MAR 19 FÉV 2002 START TIME / DÉBUT 12:30 END TIME / FINI A 12:49

Jury Information				Course Information			
Technical delegate	MADDOX AI	CAN		Name:	Olympic 1.5 km		
FIS Race director	BENGTSSON Bengt Erik	FIS		Height Difference (HD):	32 m		
Chief of competition	AALBERG John	USA		Maximum Climb (MM):	14 m		
Assistant technical delegate	EGLI Christian	SUI		Total Climb (MT):	50 m		
FIS Jury Member	BEYER Barbara	GER		Length of lap:	1480 m		
				Laps:	1		

Heat Rank	Bib	FIS-Code	Name	NOC	Finish Time	Time Behind	Remarks
1	1	9	1220648 KUENZEL Claudia	GER	3:15.1	0.0	Qualified
	2	8	1002786 PARUZZI Gabriella	ITA	3:16.2	+1.1	Qualified
	3	16	1169432 NATUMI Madoka	JPN	3:17.5	+2.4	Not qualified
	4	1	1054778 NEUMANNOVA Katerina	CZE	3:18.9	+3.8	Not qualified
2	1	5	1128789 SCOTT Beckie	CAN	FotoF	0.0	Qualified
	2	4	1002204 MOEN Anita	NOR	FotoF	+0.1	Qualified
	3	13	1092123 RESCHWAMM Anke	GER	FotoF	+0.1	Not qualified
	4	12	1240436 BURUKINA Elena	RUS	3:19.3	+3.5	Not qualified
3	1	7	1186989 MALI Andreja	SLO	3:14.8	0.0	Qualified
	2	2	1092996 TCHEPALOVA Julija	RUS	3:14.9	+0.1	Qualified
	3	15	1018015 EGOROVA Ljubov	RUS	3:16.0	+1.2	Not qualified
	4	10	1113754 HENKEL Manuela	GER	3:16.3	+1.5	Not qualified
4	1	3	1256732 SACHENBACHER Evi	GER	3:40.2	0.0	Qualified
	2	14	1128886 RENNER Sara	CAN	3:42.4	+2.2	Qualified
	3	11	1041780 SORKMO Maj Helen	NOR	3:44.2	+4.0	Qualified
	4	6	1165940 PIENIMAEKI Elina	FIN	4:01.5	+21.3	Not qualified

Weather	Snow Condition	Temperatures		Competitors				
		Air	Snow	Entries	Ranked	DNS	DNF	DSQ
Mostly cloudy	Wet	1.0°C	-1.0°C	16	16	0	0	0

Technical delegate:  <b>MADDOX AI (CAN)</b>	Race Secretary:  <b>GATES Lori (USA)</b>
--	--

Jury decided that Norwegian skier, bib 11, SORKMO, M. will advance to semi-finals.



## RESULT - SEMI-FINAL / RÉSULTATS - 1/2 FINALE



### WOMEN'S SPRINT SPRINT DAMES

SOLDIER HOLLOW TUE 19 FEB 2002 / MAR 19 FÉV 2002 START TIME / DÉBUT 13:20 END TIME / FINI A 13:29

Jury Information			Course Information	
Technical delegate	MADDOX AI	CAN	Name:	Olympic 1.5 km
FIS Race director	BENGTSSON Bengt Erik	FIS	Height Difference (HD):	32 m
Chief of competition	AALBERG John	USA	Maximum Climb (MM):	14 m
Assistant technical delegate	EGLI Christian	SUI	Total Climb (MT):	50 m
FIS Jury Member	BEYER Barbara	GER	Length of lap:	1480 m
			Laps:	1

Heat Rank	Bib	FIS-Code	Name	NOC	Finish Time	Time Behind	Remarks	
1	1	4	1002204	MOEN Anita	NOR	3:23.8	0.0	Qualified for Final A
	2	9	1220648	KUENZEL Claudia	GER	3:24.5	+0.7	Qualified for Final A
	3	8	1002786	PARUZZI Gabriella	ITA	3:25.3	+1.5	Qualified for Final B
	4	5	1128789	SCOTT Beckie	CAN	3:25.4	+1.6	Qualified for Final B
2	1	2	1092996	TCHEPALOVA Julija	RUS	3:18.2	0.0	Qualified for Final A
	2	3	1256732	SACHENBACHER Evi	GER	3:18.5	+0.3	Qualified for Final A
	3	11	1041780	SORKMO Maj Helen	NOR	3:19.4	+1.2	Qualified for Final B
	4	7	1186989	MALI Andreja	SLO	3:19.8	+1.6	Qualified for Final B
	5	14	1128886	RENNER Sara	CAN	3:20.0	+1.8	Not qualified

Weather	Snow Condition	Temperatures		Competitors				
		Air	Snow	Entries	Ranked	DNS	DNF	DSQ
Mostly cloudy	Wet	1.0°C	-1.0°C	9	9	0	0	0

Technical delegate:  <b>MADDOX AI (CAN)</b>	Race Secretary:  <b>GATES Lori (USA)</b>
--	--



## RESULT - FINAL / RÉSULTATS - FINALE



### WOMEN'S SPRINT SPRINT DAMES

SOLDIER HOLLOW TUE 19 FEB 2002 / MAR 19 FÉV 2002 START TIME / DÉBUT 13:50 END TIME / FINI A 13:58

Jury Information			Course Information	
Technical delegate	MADDOX AI	CAN	Name:	Olympic 1.5 km
FIS Race director	BENGTSSON Bengt Erik	FIS	Height Difference (HD):	32 m
Chief of competition	AALBERG John	USA	Maximum Climb (MM):	14 m
Assistant technical delegate	EGLI Christian	SUI	Total Climb (MT):	50 m
FIS Jury Member	BEYER Barbara	GER	Length of lap:	1480 m
			Laps:	1

Heat Rank	Bib	FIS-Code	Name	NOC	Finish Time	Time Behind	Remarks	
A	1	2	1092996	TCHEPALOVA Julija	RUS	3:10.6	0.0	
	2	3	1256732	SACHENBACHER Evi	GER	3:12.2	+1.6	
	3	4	1002204	MOEN Anita	NOR	3:12.7	+2.1	
	4	9	1220648	KUENZEL Claudia	GER	3:13.3	+2.7	
B	1	5	1128789	SCOTT Beckie	CAN	3:24.9	0.0	
	2	11	1041780	SORKMO Maj Helen	NOR	3:25.5	+0.6	
	3	7	1186989	MALI Andreja	SLO	3:25.9	+1.0	
	4	8	1002786	PARUZZI Gabriella	ITA	3:26.1	+1.2	

Weather	Snow Condition	Temperatures		Competitors				
		Air	Snow	Entries	Ranked	DNS	DNF	DSQ
Mostly cloudy	Wet	1.0°C	-1.0°C	8	8	0	0	0

Technical delegate:  <b>MADDOX AI (CAN)</b>	Race Secretary:  <b>GATES Lori (USA)</b>
--	--



## RESULTS / RÉSULTATS

WOMEN'S SPRINT  
SPRINT DAMES

SOLDIER HOLLOW TUE 19 FEB 2002 / MAR 19 FÉV 2002 START TIME / DÉBUT 9:00 END TIME / FINI A 13:58

Jury Information			Course Information	
Technical delegate	MADDOX AI	CAN	Name:	Olympic 1.5 km
FIS Race director	BENGTSSON Bengt Erik	FIS	Height Difference (HD):	32 m
Chief of competition	AALBERG John	USA	Maximum Climb (MM):	14 m
Assistant technical delegate	EGLI Christian	SUI	Total Climb (MT):	50 m
FIS Jury Member	BEYER Barbara	GER	Length of lap:	1480 m
			Laps:	1

Rank	Bib	Round	Name	NOC	Remarks
1	2	Final A	TCHEPALOVA Julija	RUS	
2	3	Final A	SACHENBACHER Evi	GER	
3	4	Final A	MOEN Anita	NOR	
4	9	Final A	KUENZEL Claudia	GER	
5	5	Final B	SCOTT Beckie	CAN	
6	11	Final B	SORKMO Maj Helen	NOR	
7	7	Final B	MALI Andreja	SLO	
8	8	Final B	PARUZZI Gabriella	ITA	
9	14	Semifinal	RENNER Sara	CAN	
10	13	Quarterfinal	RESCHWAMM Anke	GER	
11	15	Quarterfinal	EGOROVA Ljubov	RUS	
12	16	Quarterfinal	NATUMI Madoka	JPN	
13	1	Quarterfinal	NEUMANNOVA Katerina	CZE	
14	6	Quarterfinal	PIENIMAEKI Elina	FIN	
15	10	Quarterfinal	HENKEL Manuela	GER	
16	12	Quarterfinal	BURUKINA Elena	RUS	
17		Qualification	VALBUSA Sabina	ITA	
18		Qualification	SUNDQVIST Kati	FIN	
19		Qualification	PEDERSEN Hilde G	NOR	
20		Qualification	GAVRILJUK Nina	RUS	
21		Qualification	SKOFTERUD Vibeke W	NOR	
22		Qualification	GENUIN Magda	ITA	
23		Qualification	VARIS Kaisa	FIN	
24		Qualification	LOPATINA Viktoria	BLR	
25		Qualification	SMIGUN Kristina	EST	
26		Qualification	MORODER Karin	ITA	
27		Qualification	HUBER Andrea	SUI	
28		Qualification	ANDERSSON Lina	SWE	
29		Qualification	TERELIA Irina	UKR	
30		Qualification	FORTIER Jaime	CAN	
31		Qualification	THERIAULT Milaine	CAN	
32		Qualification	LACEN Natasa	SLO	
33		Qualification	DAHLBERG Anna	SWE	
34		Qualification	GREGORIN Teja	SLO	
35		Qualification	EK Elin	SWE	
36		Qualification	LASSILA Riitta Liisa	FIN	
37		Qualification	OLOFSSON Anna-Carin	SWE	
38		Qualification	BENOIT Tessa	USA	
39		Qualification	FUKUDA Nobuko	JPN	
40		Qualification	HOU Yuxia	CHN	
41		Qualification	JAKIMCHUK Vita	UKR	
42		Qualification	BALATKOVA Helena	CZE	
43		Qualification	BUBLOVA Ilona	CZE	
44		Qualification	RANDALL Kikkan	USA	







## RESULTS / RÉSULTATS

WOMEN'S SPRINT  
SPRINT DAMES

SOLDIER HOLLOW TUE 19 FEB 2002 / MAR 19 FÉV 2002 START TIME / DÉBUT 9:00 END TIME / FINI A 13:58

Rank	Bib	Round	Name	NOC	Remarks
45		Qualification	SVIRIDOVA-K. Natalia	BLR	
46		Qualification	PETERSON Aelin	USA	
47		Qualification	OTAKA Tomomi	JPN	
=48		Qualification	JODER Kristina	USA	
=48		Qualification	TERENTJEVA Irina	LTU	
50		Qualification	LUAN Zhengrong	CHN	
51		Qualification	ISSACHENKO Natalya	KAZ	
52		Qualification	LEE Chun Ja	KOR	
53		Qualification	STAROSTINA Daria	KAZ	
54		Qualification	GOTTSCHALL Zsofia	HUN	
55		Qualification	GOROHOVA Elena	MDA	
56		Qualification	AYDIN Kelime	TUR	
57		Qualification	BALKABA Katerina	GRE	
58		Qualification	NIKOLYAN Margarit	ARM	

Weather	Snow Condition	Temperatures		Competitors				
		Air	Snow	Entries	Ranked	DNS	DNF	DSQ
Mostly cloudy	Wet	1.0°C	-1.0°C	58	58	0	0	0

Technical delegate:  <b>MADDOX AI (CAN)</b>	Race Secretary:  <b>GATES Lori (USA)</b>
--	--

Jury decided that Norwegian skier, bib 11, SORKMO, M. advanced to semi-finals.



## RESULTS BRACKET / TABLEAU DE PROGRESSION

### WOMEN'S SPRINT SPRINT DAMES

SOLDIER HOLLOW TUE 19 FEB 2002 / MAR 19 FÉV 2002 START TIME / DÉBUT 9:00 END TIME / FINI A 13:58

Quarter Final		Semi Final		Final	
<b>12:30:00</b>					
1	1 NEUMANNOVA K.	CZE	1	9 KUENZEL C.	GER
	8 PARUZZI G.	ITA		8 PARUZZI G.	ITA
	9 KUENZEL C.	GER		5 SCOTT B.	CAN
	16 NATUMI M.	JPN		4 MOEN A.	NOR
<b>12:35:00</b>					
2	4 MOEN A.	NOR	A	1. TCHEPALOVA J.	RUS
	5 SCOTT B.	CAN		2. SACHENBACHER E	GER
	12 BURUKINA E.	RUS		3. MOEN A.	NOR
	13 RESCHWAMM SCH	GER		4. KUENZEL C.	GER
<b>12:40:00</b>					
3	2 TCHEPALOVA J.	RUS	B	5. SCOTT B.	CAN
	7 MALI A.	SLO		6. SORKMO M.	NOR
	10 HENKEL M.	GER		7. MALI A.	SLO
	15 EGOROVA L.	RUS		8. PARUZZI G.	ITA
<b>12:45:00</b>					
4	3 SACHENBACHER E	GER	2	7 MALI A.	SLO
	6 PIENIMAEKI E.	FIN		2 TCHEPALOVA J.	RUS
	11 SORKMO M.	NOR		3 SACHENBACHER E	GER
	14 RENNER S.	CAN		14 RENNER S.	CAN
<b>13:25:00</b>					
<b>13:50:00</b>					
<b>13:57:00</b>					

Jury decided that Norwegian skier, bib 11, SORKMO, M. will advance to semi-finals.



## RESULT - QUALIFICATION / RÉSULTATS - QUALIFICATIONS

### MEN'S SPRINT SPRINT HOMMES

SOLDIER HOLLOW TUE 19 FEB 2002 / MAR 19 FÉV 2002 START TIME / DÉBUT 9:30 END TIME / FINI A 9:52

Jury Information			Course Information	
Technical delegate	MADDOX AI	CAN	Name:	Olympic 1.5 km
FIS Race director	BENGTSSON Bengt Erik	FIS	Height Difference (HD):	32 m
Chief of competition	AALBERG John	USA	Maximum Climb (MM):	14 m
Assistant technical delegate	EGLI Christian	SUI	Total Climb (MT):	50 m
FIS Jury Member	BEYER Barbara	GER	Length of lap:	1480 m
			Laps:	1

Rank	Bib	FIS-Code	Name	NOC	Finish Time	Time Behind	FIS Points	Remarks
1	9	1228796	BJERKELI Haavard	NOR	2:50.07	0.00	0.00	Qualified
2	14	1067485	ZORZI Cristian	ITA	2:50.34	+0.27	1.27	Qualified
3	24	1093869	KREZELOK Janusz	POL	2:50.67	+0.60	2.82	Qualified
4	5	1185340	IVERSEN Trond	NOR	2:51.09	+1.02	4.80	Qualified
5	15	1048667	SCHLICKENRIEDER Peter	GER	2:51.12	+1.05	4.94	Qualified
6	2	1092511	HETLAND Tor Arne	NOR	2:51.19	+1.12	5.27	Qualified
7	1	1008703	FAUNER Silvio	ITA	2:51.51	+1.44	6.77	Qualified
8	12	1175058	KOUKAL Martin	CZE	2:52.09	+2.02	9.50	Qualified
9	16	1370707	LIND Bjoern	SWE	2:52.17	+2.10	9.88	Qualified
10	13	1178162	ANGERER Tobias	GER	2:52.31	+2.24	10.54	Qualified
11	10	1181072	SCHWIENBACHER Freddy	ITA	2:53.03	+2.96	13.92	Qualified
12	4	3420003	ELDEN Trond Einar	NOR	2:53.31	+3.24	15.24	Qualified
13	28	1140332	SOKLIC Matej	SLO	2:53.42	+3.35	15.76	Qualified
14	11	1365663	LARSSON Peter	SWE	2:53.55	+3.48	16.37	Qualified
15	6	1025484	HASLER Markus	LIE	2:53.74	+3.67	17.26	Qualified
16	62	1023156	MANNINEN Hannu	FIN	2:53.87	+3.80	17.87	Qualified
17	58	1322498	NOVIKOV Serguei	RUS	2:54.35	+4.28	20.13	Not qualified
18	3	1192130	FREDRIKSSON Thobias	SWE	2:54.45	+4.38	20.60	Not qualified
19	30	1268566	EIGENMANN Christoph	SUI	2:54.76	+4.69	22.06	Not qualified
20	17	1101047	SOMMERFELDT Rene	GER	2:54.87	+4.80	22.58	Not qualified
21	8	1254695	MAYER Marc	AUT	2:54.96	+4.89	23.00	Not qualified
22	7	1077670	PALOLAHTI Ari	FIN	2:55.28	+5.21	24.51	Not qualified
23	22	1038773	REPO Sami	FIN	2:55.47	+5.40	25.40	Not qualified
24	26	1103278	KUNZ Stephan	LIE	2:55.91	+5.84	27.47	Not qualified
25	33	1376818	NEUNER Reinhard	AUT	2:56.20	+6.13	28.84	Not qualified
26	23	1153621	BRINK Joergen	SWE	2:56.84	+6.77	31.85	Not qualified
27	18	1344905	KURTTILA Keijo	FIN	2:56.91	+6.84	32.17	Not qualified
28	40	3660000	VIROLAINEN Roman	BLR	2:57.48	+7.41	34.86	Not qualified
29	21	1033923	VALBUSA Fulvio	ITA	2:57.60	+7.53	35.42	Not qualified
30	19	1374975	ROTCHEV Vasily	RUS	2:57.76	+7.69	36.17	Not qualified
31	32	1109680	SWENSON Carl	USA	2:58.56	+8.49	39.94	Not qualified
32	20	1250136	DENISOV Vitaly	RUS	2:59.21	+9.14	42.99	Not qualified
33	31	1371677	TICHKINE Dmitri	RUS	2:59.40	+9.33	43.89	Not qualified
34	57	3390007	TOBRELUTS Indrek	EST	3:00.02	+9.95	46.80	Not qualified
35	46	3670000	CHEBOTKO Nikolay	KAZ	3:00.31	+10.24	48.17	Not qualified
36	29	1198144	RAUDSEPP Pavo	EST	3:01.04	+10.97	51.60	Not qualified
37	34	1365954	KOOS Torin	USA	3:01.32	+11.25	52.92	Not qualified
38	42	1196883	FLORA Lars	USA	3:01.41	+11.34	53.34	Not qualified
39	35	1134997	AZEGAMI Daichi	JPN	3:01.47	+11.40	53.62	Not qualified
40	27	1291458	NARUSK Priit	EST	3:01.75	+11.68	54.94	Not qualified
41	47	1281952	TAGSCHERER Zoltan	HUN	3:01.90	+11.83	55.65	Not qualified
42	38	1116470	FAFALIS Lefteris	GRE	3:01.98	+11.91	56.02	Not qualified
43	41	1285347	FREEMAN Kris	USA	3:02.68	+12.61	59.32	Not qualified
44	60	3670001	KRIVUSHKIN Denis	KAZ	3:02.73	+12.66	59.55	Not qualified
45	44	1049831	FARLEY Donald	CAN	3:03.02	+12.95	60.92	Not qualified





## RESULT - QUALIFICATION / RÉSULTATS - QUALIFICATIONS

### MEN'S SPRINT SPRINT HOMMES

SOLDIER HOLLOW TUE 19 FEB 2002 / MAR 19 FÉV 2002 START TIME / DÉBUT 9:30 END TIME / FINI A 9:52

Rank	Bib	FIS-Code	Name	NOC	Finish Time	Time Behind	FIS Points	Remarks
46	36	1277393	LEYBYUK Roman	UKR	3:03.21	+13.14	61.81	Not qualified
47	43	1088146	ANTAL Zsolt	ROM	3:05.24	+15.17	71.36	Not qualified
=48	37	1052159	KOZU Masaaki	JPN	3:05.90	+15.83	74.46	Not qualified
=48	53	3380000	JURCEVIC Damir	CRO	3:05.90	+15.83	74.46	Not qualified
50	64	1295338	TAGSCHERER Imre	HUN	3:05.98	+15.91	74.84	Not qualified
51	45	1181654	BORTSOV Vladimir	KAZ	3:06.03	+15.96	75.07	Not qualified
52	59	3670002	ODNODVORTSEV Maxim	KAZ	3:06.83	+16.76	78.84	Not qualified
53	54	1254986	HAN Dawei	CHN	3:07.00	+16.93	79.64	Not qualified
=54	52	3780002	GUSEV Vadim	LTU	3:07.25	+17.18	80.81	Not qualified
=54	61	1182624	ZYBAILO Vladislavas	LTU	3:07.25	+17.18	80.81	Not qualified
56	39	1157598	TREGOBOV Alexij	BLR	3:08.05	+17.98	84.58	Not qualified
57	48	1289324	VOROBIEV Denis	BLR	3:08.79	+18.72	88.06	Not qualified
58	63	1071947	SIN Doo Sun	KOR	3:11.89	+21.82	102.64	Not qualified
59	50	1322886	SCHALAK Aleksandr	BLR	3:13.63	+23.56	110.82	Not qualified
60	51	1025969	BATINKOV Slavtscho	BUL	3:14.21	+24.14	113.55	Not qualified
61	55	1295241	HOLLO Matyas	HUN	3:15.11	+25.04	117.79	Not qualified
62	65	3520004	OGLAGO Sebahattin	TUR	3:18.24	+28.17	132.51	Not qualified
63	56	3090000	BARIAKOV Ivan	BUL	3:18.97	+28.90	135.94	Not qualified
64	49	3740001	HAJIYAN Aram	ARM	3:24.89	+34.82	163.79	Not qualified
65	66	1168268	DINESKI Gokio	MKD	3:29.29	+39.22	184.49	Not qualified
66	67	1287384	BOIT Philip	KEN	3:51.49	+1:01.42	288.92	Not qualified
67	68	3900000	MENYOLI Isaac	CMR	4:10.07	+1:20.00	376.32	Not qualified
68	71	3900001	NAGVAJARA Prawat	THA	4:14.55	+1:24.48	397.39	Not qualified
69	69	3920001	KINCH Arturo	CRC	4:22.72	+1:32.65	435.82	Not qualified
70	70	3270000	O'CONNOR Paul	IRL	4:33.82	+1:43.75	488.03	Not qualified
71	72	3890000	KHADKA Jayaram	NEP	4:48.42	+1:58.35	556.71	Not qualified
	25	1221327	TEICHMANN Axel	GER	DNS			Not qualified

Weather	Snow Condition	Temperatures		Competitors				
		Air	Snow	Entries	Ranked	DNS	DNF	DSQ
Cloudy	Hard	-2.0°C	-3.0°C	72	71	1	0	0

Technical delegate:  <b>MADDOX AI (CAN)</b>	Race Secretary:  <b>GATES Lori (USA)</b>
--	--

<b>LEGEND</b>	Did not start	=	Marks equal ranks
---------------	---------------	---	-------------------



## RESULT - QUARTERFINAL / RÉSULTATS - 1/4 FINALE



### MEN'S SPRINT SPRINT HOMMES

SOLDIER HOLLOW TUE 19 FEB 2002 / MAR 19 FÉV 2002 START TIME / DÉBUT 12:55 END TIME / FINI A 13:12

Jury Information				Course Information			
Technical delegate	MADDOX AI	CAN		Name:	Olympic 1.5 km		
FIS Race director	BENGTSSON Bengt Erik	FIS		Height Difference (HD):	32 m		
Chief of competition	AALBERG John	USA		Maximum Climb (MM):	14 m		
Assistant technical delegate	EGLI Christian	SUI		Total Climb (MT):	50 m		
FIS Jury Member	BEYER Barbara	GER		Length of lap:	1480 m		
				Laps:	1		

Heat Rank	Bib	FIS-Code	Name	NOC	Finish Time	Time Behind	Remarks	
1	1	9	1370707	LIND Bjoern	SWE	3:02.2	0.0	Qualified
	2	16	1023156	MANNINEN Hannu	FIN	3:02.4	+0.2	Qualified
	3	8	1175058	KOUKAL Martin	CZE	3:02.6	+0.4	Not qualified
	4	1	1228796	BJERKELI Haavard	NOR	3:05.8	+3.6	Not qualified
2	1	5	1048667	SCHLICKENRIEDER Peter	GER	2:55.0	0.0	Qualified
	2	4	1185340	IVERSEN Trond	NOR	2:56.8	+1.8	Qualified
	3	13	1140332	SOKLIC Matej	SLO	2:57.1	+2.1	Not qualified
	4	12	3420003	ELDEN Trond Einar	NOR	2:58.1	+3.1	Not qualified
3	1	10	1178162	ANGERER Tobias	GER	2:51.4	0.0	Qualified
	2	2	1067485	ZORZI Cristian	ITA	2:52.1	+0.7	Qualified
	3	15	1025484	HASLER Markus	LIE	2:53.3	+1.9	Not qualified
	4	7	1008703	FAUNER Silvio	ITA	2:53.9	+2.5	Not qualified
4	1	6	1092511	HETLAND Tor Arne	NOR	2:57.2	0.0	Qualified
	2	3	1093869	KREZELOK Janusz	POL	3:00.7	+3.5	Qualified
	3	11	1181072	SCHWIENBACHER Freddy	ITA	FotoF	+0.5	Qualified
		14	1365663	LARSSON Peter	SWE	DSQ		Not qualified

Weather	Snow Condition	Temperatures		Competitors				
		Air	Snow	Entries	Ranked	DNS	DNF	DSQ
Mostly cloudy	Wet	1.0°C	-1.0°C	16	15	0	0	1

Technical delegate:  <b>MADDOX AI (CAN)</b>	Race Secretary:  <b>GATES Lori (USA)</b>
--	--

LEGEND
DSQ Disqualified

Jury decided that bib 14 was disqualified (FIS rule 391.1 - obstruction), bib 6, 11, 3 will advance to semi-finals.



## RESULT - SEMI-FINAL / RÉSULTATS - 1/2 FINALE



### MEN'S SPRINT SPRINT HOMMES

SOLDIER HOLLOW TUE 19 FEB 2002 / MAR 19 FÉV 2002 START TIME / DÉBUT 13:35 END TIME / FINI A 13:45

Jury Information				Course Information	
Technical delegate	MADDOX AI	CAN	Name:	Olympic 1.5 km	
FIS Race director	BENGTSSON Bengt Erik	FIS	Height Difference (HD):	32 m	
Chief of competition	AALBERG John	USA	Maximum Climb (MM):	14 m	
Assistant technical delegate	EGLI Christian	SUI	Total Climb (MT):	50 m	
FIS Jury Member	BEYER Barbara	GER	Length of lap:	1480 m	
			Laps:	1	

Heat Rank	Bib	FIS-Code	Name	NOC	Finish Time	Time Behind	Remarks	
1	1	5	1048667	SCHLICKENRIEDER Peter	GER	3:09.9	0.0	Qualified for Final A
	2	9	1370707	LIND Bjoern	SWE	FotoF	+0.5	Qualified for Final A
	3	4	1185340	IVERSEN Trond	NOR	FotoF	+0.6	Qualified for Final B
	4	16	1023156	MANNINEN Hannu	FIN	3:14.1	+4.2	Qualified for Final B
2	1	2	1067485	ZORZI Cristian	ITA	FotoF	0.0	Qualified for Final A
	2	6	1092511	HETLAND Tor Arne	NOR	FotoF	0.0	Qualified for Final A
	3	11	1181072	SCHWIENBACHER Freddy	ITA	3:00.2	+0.3	Qualified for Final B
	4	10	1178162	ANGERER Tobias	GER	3:00.4	+0.5	Qualified for Final B
	5	3	1093869	KREZELOK Janusz	POL	3:00.6	+0.7	Not qualified

Weather	Snow Condition	Temperatures		Competitors				
		Air	Snow	Entries	Ranked	DNS	DNF	DSQ
Mostly cloudy	Wet	1.0°C	-1.0°C	9	9	0	0	0

Technical delegate:  <b>MADDOX AI (CAN)</b>	Race Secretary:  <b>GATES Lori (USA)</b>
--	--



## RESULT - FINAL / RÉSULTATS - FINALE



### MEN'S SPRINT SPRINT HOMMES

SOLDIER HOLLOW TUE 19 FEB 2002 / MAR 19 FÉV 2002 START TIME / DÉBUT 14:07 END TIME / FINI A 14:15

Jury Information			Course Information	
Technical delegate	MADDOX AI	CAN	Name:	Olympic 1.5 km
FIS Race director	BENGTSSON Bengt Erik	FIS	Height Difference (HD):	32 m
Chief of competition	AALBERG John	USA	Maximum Climb (MM):	14 m
Assistant technical delegate	EGLI Christian	SUI	Total Climb (MT):	50 m
FIS Jury Member	BEYER Barbara	GER	Length of lap:	1480 m
			Laps:	1

Heat Rank	Bib	FIS-Code	Name	NOC	Finish Time	Time Behind	Remarks
A	1	6	1092511	HETLAND Tor Arne	NOR	2:56.9	0.0
	2	5	1048667	SCHLICKENRIEDER Peter	GER	2:57.0	+0.1
	3	2	1067485	ZORZI Cristian	ITA	2:57.2	+0.3
	4	9	1370707	LIND Bjoern	SWE	2:58.1	+1.2
B	1	11	1181072	SCHWIENBACHER Freddy	ITA	2:56.1	0.0
	2	4	1185340	IVERSEN Trond	NOR	2:56.6	+0.5
	3	10	1178162	ANGERER Tobias	GER	2:58.0	+1.9
	4	16	1023156	MANNINEN Hannu	FIN	2:59.5	+3.4

Weather	Snow Condition	Temperatures		Competitors				
		Air	Snow	Entries	Ranked	DNS	DNF	DSQ
Mostly cloudy	Wet	1.0°C	-1.0°C	8	8	0	0	0

Technical delegate:  <b>MADDOX AI (CAN)</b>	Race Secretary:  <b>GATES Lori (USA)</b>
--	--



## RESULTS / RÉSULTATS

MEN'S SPRINT  
SPRINT HOMMES

SOLDIER HOLLOW TUE 19 FEB 2002 / MAR 19 FÉV 2002 START TIME / DÉBUT 9:30 END TIME / FINI A 14:15

Jury Information			Course Information	
Technical delegate	MADDOX Al	CAN	Name:	Olympic 1.5 km
FIS Race director	BENGTSSON Bengt Erik	FIS	Height Difference (HD):	32 m
Chief of competition	AALBERG John	USA	Maximum Climb (MM):	14 m
Assistant technical delegate	EGLI Christian	SUI	Total Climb (MT):	50 m
FIS Jury Member	BEYER Barbara	GER	Length of lap:	1480 m
			Laps:	1

Rank	Bib	Round	Name	NOC	Remarks
1	6	Final A	HETLAND Tor Arne	NOR	
2	5	Final A	SCHLICKENRIEDER Peter	GER	
3	2	Final A	ZORZI Cristian	ITA	
4	9	Final A	LIND Bjoern	SWE	
5	11	Final B	SCHWIENBACHER Freddy	ITA	
6	4	Final B	IVERSEN Trond	NOR	
7	10	Final B	ANGERER Tobias	GER	
8	16	Final B	MANNINEN Hannu	FIN	
9	3	Semifinal	KREZELOK Janusz	POL	
10	8	Quarterfinal	KOUKAL Martin	CZE	
11	13	Quarterfinal	SOKLIC Matej	SLO	
12	15	Quarterfinal	HASLER Markus	LIE	
13	1	Quarterfinal	BJERKELI Haavard	NOR	
14	7	Quarterfinal	FAUNER Silvio	ITA	
15	12	Quarterfinal	ELDEN Trond Einar	NOR	
16		Qualification	NOVIKOV Serguei	RUS	
17		Qualification	FREDRIKSSON Thobias	SWE	
18		Qualification	EIGENMANN Christoph	SUI	
19		Qualification	SOMMERFELDT Rene	GER	
20		Qualification	MAYER Marc	AUT	
21		Qualification	PALOLAHTI Ari	FIN	
22		Qualification	REPO Sami	FIN	
23		Qualification	KUNZ Stephan	LIE	
24		Qualification	NEUNER Reinhard	AUT	
25		Qualification	BRINK Joergen	SWE	
26		Qualification	KURTTILA Keijo	FIN	
27		Qualification	VIROLAINEN Roman	BLR	
28		Qualification	VALBUSA Fulvio	ITA	
29		Qualification	ROTCHEV Vasily	RUS	
30		Qualification	SWENSON Carl	USA	
31		Qualification	DENISOV Vitaly	RUS	
32		Qualification	TICHKINE Dmitri	RUS	
33		Qualification	TOBRELUTS Indrek	EST	
34		Qualification	CHEBOTKO Nikolay	KAZ	
35		Qualification	RAUDSEPP Pavo	EST	
36		Qualification	KOOS Torin	USA	
37		Qualification	FLORA Lars	USA	
38		Qualification	AZEGAMI Daichi	JPN	
39		Qualification	NARUSK Priit	EST	
40		Qualification	TAGSCHERER Zoltan	HUN	
41		Qualification	FAFALIS Lefteris	GRE	
42		Qualification	FREEMAN Kris	USA	
43		Qualification	KRIVUSHKIN Denis	KAZ	
44		Qualification	FARLEY Donald	CAN	







## RESULTS / RÉSULTATS

MEN'S SPRINT  
SPRINT HOMMES

SOLDIER HOLLOW TUE 19 FEB 2002 / MAR 19 FÉV 2002 START TIME / DÉBUT 9:30 END TIME / FINI A 14:15

Rank	Bib	Round	Name	NOC	Remarks
45		Qualification	LEYBYUK Roman	UKR	
46		Qualification	ANTAL Zsolt	ROM	
=47		Qualification	KOZU Masaaki	JPN	
=47		Qualification	JURCEVIC Damir	CRO	
49		Qualification	TAGSCHERER Imre	HUN	
50		Qualification	BORTSOV Vladimir	KAZ	
51		Qualification	ODNODVORTSEV Maxim	KAZ	
52		Qualification	HAN Dawei	CHN	
=53		Qualification	GUSEV Vadim	LTU	
=53		Qualification	ZYBAILO Vladislavas	LTU	
55		Qualification	TREGOBOV Alexij	BLR	
56		Qualification	VOROBIEV Denis	BLR	
57		Qualification	SIN Doo Sun	KOR	
58		Qualification	SCHALAK Aleksandr	BLR	
59		Qualification	BATINKOV Slavtsho	BUL	
60		Qualification	HOLLO Matyas	HUN	
61		Qualification	OGLAGO Sebahattin	TUR	
62		Qualification	BARIAKOV Ivan	BUL	
63		Qualification	HAJIYAN Aram	ARM	
64		Qualification	DINESKI Gokio	MKD	
65		Qualification	BOIT Philip	KEN	
66		Qualification	MENYOLI Isaac	CMR	
67		Qualification	NAGVAJARA Prawat	THA	
68		Qualification	KINCH Arturo	CRC	
69		Qualification	O'CONNOR Paul	IRL	
70		Qualification	KHADKA Jayaram	NEP	
		DNS	TEICHMANN Axel	GER	
	14	DSQ	LARSSON Peter	SWE	

Weather	Snow Condition	Temperatures		Competitors				
		Air	Snow	Entries	Ranked	DNS	DNF	DSQ
Mostly cloudy	Wet	1.0°C	-1.0°C	72	70	1	0	1

Technical delegate:  <b>MADDOX AI (CAN)</b>	Race Secretary:  <b>GATES Lori (USA)</b>
--	--

LEGEND	
DNS	Did not start
DSQ	Disqualified

Jury decided that bib 14 was disqualified (FIS rule 391.1 - obstruction), bibs 6, 11, 3 advanced to semi-finals.



## RESULTS BRACKET / TABLEAU DE PROGRESSION

### MEN'S SPRINT SPRINT HOMMES

SOLDIER HOLLOW TUE 19 FEB 2002 / MAR 19 FÉV 2002 START TIME / DÉBUT 9:30 END TIME / FINI A 14:15

Quarter Final			Semi Final			Final							
<b>12:55:00</b>													
1	1	BJERKELI H.	NOR	1	9	LIND B.	SWE	A	1.	HETLAND T.	NOR		
	8	KOUKAL M.	CZE			16	MANNINEN H.			FIN	2.	SCHLICKENRIEDEF	GER
	9	LIND B.	SWE			5	SCHLICKENRIEDEF			GER	3.	ZORZI C.	ITA
	16	MANNINEN H.	FIN			4	IVERSEN T.			NOR	4.	LIND B.	SWE
<b>13:00:00</b>													
2	4	IVERSEN T.	NOR	2	10	ANGERER T.	GER	B	5.	SCHWIENBACHER	ITA		
	5	SCHLICKENRIEDEF	GER			2	ZORZI C.			ITA	6.	IVERSEN T.	NOR
	12	ELDEN T.	NOR			6	HETLAND T.			NOR	7.	ANGERER T.	GER
	13	SOKLIC M.	SLO			3	KREZELOK J.			POL	8.	MANNINEN H.	FIN
<b>13:05:00</b>													
3	2	ZORZI C.	ITA	2	11	SCHWIENBACHER	ITA	B	5.	SCHWIENBACHER	ITA		
	7	FAUNER S.	ITA			2	ZORZI C.			ITA	6.	IVERSEN T.	NOR
	10	ANGERER T.	GER			6	HETLAND T.			NOR	7.	ANGERER T.	GER
	15	HASLER M.	LIE			3	KREZELOK J.			POL	8.	MANNINEN H.	FIN
<b>13:10:00</b>													
4	3	KREZELOK J.	POL	2	11	SCHWIENBACHER	ITA	B	5.	SCHWIENBACHER	ITA		
	6	HETLAND T.	NOR			2	ZORZI C.			ITA	6.	IVERSEN T.	NOR
	11	SCHWIENBACHER	ITA			6	HETLAND T.			NOR	7.	ANGERER T.	GER
	14	LARSSON P.	SWE			3	KREZELOK J.			POL	8.	MANNINEN H.	FIN
<b>13:40:00</b>													
<b>13:35:00</b>													
<b>14:07:00</b>													
<b>14:15:00</b>													

Jury decided that bib 14 is disqualified, bib 6, 11, 3 will advance to semi-finals.



## RESULTS / RÉSULTATS

WOMEN'S 4x5 km RELAY  
RELAIS 4 X 5 km DAMES

SOLDIER HOLLOW THU 21 FEB 2002 / JEU 21 FEV 2002 START TIME / DÉBUT 12:30 END TIME / FINI A 13:23

Jury Information				Course Information			
Technical Delegate	MADDOX AI	CAN	Name:	Olympic 5 km-A	Olympic 5 km-B		
FIS Race Director	BENGTSSON Bengt Erik	FIS	Height Difference (HD):	76 m	77 m		
Chief of Competition	AALBERG John	USA	Maximum Climb (MC):	41 m	50 m		
Assistant Technical Delegate	EGLI Christian	SUI	Total Climb (TC):	196 m	204 m		
Member	PONIKVAR Uros	SLO	Length of Lap:	4952 m	4972 m		
			Number of Laps:	1	1		

Rank	Bib Leg	NOC Bib Color	Name	Leg Time	Leg Rank	Leg Behind	Team Time	Team Rank	Behind
<b>1</b>	<b>4</b>	<b>GER</b>	<b>GERMANY</b>				<b>49:30.6</b>		<b>0.0</b>
	4-1	r	HENKEL Manuela	13:01.8	1	0.0	13:01.8	1	0.0
	4-2	g	BAUER Viola	12:58.0	4	+16.8	25:59.8	2	+2.7
	4-3	y	KUENZEL Claudia	11:47.7	5	+21.3	37:47.5	2	+9.4
	4-4	b	SACHENBACHER Evi	11:43.1	3	+13.2	49:30.6	1	0.0
<b>2</b>	<b>2</b>	<b>NOR</b>	<b>NORWAY</b>				<b>49:31.9</b>		<b>+1.3</b>
	2-1	r	BJOERGEN Marit	13:15.9	4	+14.1	13:15.9	4	+14.1
	2-2	g	SKARI Bente	12:41.2	1	0.0	25:57.1	1	0.0
	2-3	y	PEDERSEN Hilde G	11:41.0	2	+14.6	37:38.1	1	0.0
	2-4	b	MOEN Anita	11:53.8	=4	+23.9	49:31.9	2	+1.3
<b>3</b>	<b>7</b>	<b>SUI</b>	<b>SWITZERLAND</b>				<b>50:03.6</b>		<b>+33.0</b>
	7-1	r	HUBER Andrea	13:08.2	2	+6.4	13:08.2	2	+6.4
	7-2	g	ROCHAT Laurence	13:02.7	5	+21.5	26:10.9	3	+13.8
	7-3	y	ALBRECHT LORETAN Brigitte	11:43.3	4	+16.9	37:54.2	3	+16.1
	7-4	b	LEONARDI CORTESI Natascia	12:09.4	7	+39.5	50:03.6	3	+33.0
<b>4</b>	<b>8</b>	<b>CZE</b>	<b>CZECH REPUBLIC</b>				<b>50:35.2</b>		<b>+1:04.6</b>
	8-1	r	BALATKOVA Helena	13:33.6	6	+31.8	13:33.6	6	+31.8
	8-2	g	RAJDLOVA Kamila	13:24.6	9	+43.4	26:58.2	6	+1:01.1
	8-3	y	NEUMANNOVA Katerina	11:26.4	1	0.0	38:24.6	4	+46.5
	8-4	b	HANUSOVA Katerina	12:10.6	9	+40.7	50:35.2	4	+1:04.6
<b>5</b>	<b>13</b>	<b>BLR</b>	<b>BELARUS</b>				<b>50:37.9</b>		<b>+1:07.3</b>
	13-1	r	KALUGINA Elena	13:45.1	8	+43.3	13:45.1	8	+43.3
	13-2	g	NAGEJKINA Svetlana	12:47.9	3	+6.7	26:33.0	4	+35.9
	13-3	y	ZJATIKOVA Vera	12:11.1	10	+44.7	38:44.1	6	+1:06.0
	13-4	b	ZJATIKOVA Natalja	11:53.8	=4	+23.9	50:37.9	5	+1:07.3
<b>6</b>	<b>3</b>	<b>ITA</b>	<b>ITALY</b>				<b>50:38.6</b>		<b>+1:08.0</b>
	3-1	r	LONGA Marianna	14:14.2	13	+1:12.4	14:14.2	13	+1:12.4
	3-2	g	PARUZZI Gabriella	13:13.2	6	+32.0	27:27.4	11	+1:30.3
	3-3	y	VALBUSA Sabina	11:41.3	3	+14.9	39:08.7	8	+1:30.6
	3-4	b	BELMONDO Stefania	11:29.9	1	0.0	50:38.6	6	+1:08.0



## RESULTS / RÉSULTATS

WOMEN'S 4x5 km RELAY  
RELAIS 4 X 5 km DAMES

SOLDIER HOLLOW THU 21 FEB 2002 / JEU 21 FEV 2002 START TIME / DÉBUT 12:30 END TIME / FINI A 13:23

Rank	Bib Leg	NOC Bib Color	Name	Leg Time	Leg Rank	Leg Behind	Team Time	Team Rank	Behind
<b>7</b>	<b>15</b>	<b>FIN</b>	<b>FINLAND</b>				<b>50:45.5</b>		<b>+1:14.9</b>
	15-1	r	SUNDQVIST Kati	13:48.5	9	+46.7	13:48.5	9	+46.7
	15-2	g	SALONEN Satu	12:44.8	2	+3.6	26:33.3	5	+36.2
	15-3	y	LASSILA Riitta Liisa	12:09.3	8	+42.9	38:42.6	5	+1:04.5
	15-4	b	VARIS Kaisa	12:02.9	6	+33.0	50:45.5	7	+1:14.9
<b>8</b>	<b>6</b>	<b>CAN</b>	<b>CANADA</b>				<b>50:49.6</b>		<b>+1:19.0</b>
	6-1	r	RENNER Sara	13:19.8	5	+18.0	13:19.8	5	+18.0
	6-2	g	THERIAULT Milaine	13:39.7	11	+58.5	26:59.5	8	+1:02.4
	6-3	y	FORTIER Amanda	12:10.7	9	+44.3	39:10.2	9	+1:32.1
	6-4	b	SCOTT Beckie	11:39.4	2	+9.5	50:49.6	8	+1:19.0
<b>9</b>	<b>10</b>	<b>SLO</b>	<b>SLOVENIA</b>				<b>51:19.6</b>		<b>+1:49.0</b>
	10-1	r	MAJDIC Petra	13:12.7	3	+10.9	13:12.7	3	+10.9
	10-2	g	GREGORIN Teja	14:04.2	13	+1:23.0	27:16.9	9	+1:19.8
	10-3	y	MALI Andreja	11:50.5	6	+24.1	39:07.4	7	+1:29.3
	10-4	b	LACEN Natasa	12:12.2	10	+42.3	51:19.6	9	+1:49.0
<b>10</b>	<b>12</b>	<b>JPN</b>	<b>JAPAN</b>				<b>51:35.7</b>		<b>+2:05.1</b>
	12-1	r	GOTO Kanoko	13:35.7	7	+33.9	13:35.7	7	+33.9
	12-2	g	NATUMI Madoka	13:22.9	7	+41.7	26:58.6	7	+1:01.5
	12-3	y	FUKUDA Nobuko	12:27.4	12	+1:01.0	39:26.0	11	+1:47.9
	12-4	b	YOKOYAMA Sumiko	12:09.7	8	+39.8	51:35.7	10	+2:05.1
<b>11</b>	<b>14</b>	<b>KAZ</b>	<b>KAZAKHSTAN</b>				<b>51:52.2</b>		<b>+2:21.6</b>
	14-1	r	DESHEVYKH Svetlana	13:53.9	10	+52.1	13:53.9	10	+52.1
	14-2	g	ANTONOVA Elena	13:23.2	8	+42.0	27:17.1	10	+1:20.0
	14-3	y	JATSKAJA Oxana	12:04.0	7	+37.6	39:21.1	10	+1:43.0
	14-4	b	SHISHKINA Svetlana	12:31.1	11	+1:01.2	51:52.2	11	+2:21.6
<b>12</b>	<b>5</b>	<b>SWE</b>	<b>SWEDEN</b>				<b>52:40.4</b>		<b>+3:09.8</b>
	5-1	r	ANDERSSON Lina	14:09.6	12	+1:07.8	14:09.6	12	+1:07.8
	5-2	g	EK Elin	13:37.0	10	+55.8	27:46.6	12	+1:49.5
	5-3	y	OLSSON Jenny	12:11.5	11	+45.1	39:58.1	12	+2:20.0
	5-4	b	DAHLBERG Anna	12:42.3	12	+1:12.4	52:40.4	12	+3:09.8
<b>13</b>	<b>11</b>	<b>USA</b>	<b>UNITED STATES OF AMERICA</b>				<b>53:23.4</b>		<b>+3:52.8</b>
	11-1	r	WAGNER Wendy	14:03.4	11	+1:01.6	14:03.4	11	+1:01.6
	11-2	g	KEMPEL Nina	13:49.9	12	+1:08.7	27:53.3	13	+1:56.2
	11-3	y	JONES Barbara	12:35.2	13	+1:08.8	40:28.5	13	+2:50.4
	11-4	b	PETERSON Aelin	12:54.9	13	+1:25.0	53:23.4	13	+3:52.8



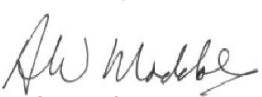
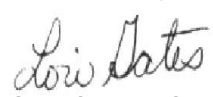
## RESULTS / RÉSULTATS

WOMEN'S 4x5 km RELAY  
RELAIS 4 X 5 km DAMES

SOLDIER HOLLOW THU 21 FEB 2002 / JEU 21 FEV 2002 START TIME / DÉBUT 12:30 END TIME / FINI A 13:23

Did not start		
<b>1</b>	<b>RUS</b>	<b>RUSSIAN FEDERATION</b>
1-1	r	DANILOVA Olga
1-2	g	LAZUTINA Larissa
1-3	y	GAVRILJUK Nina
1-4	b	TCHEPALOVA Julija
<b>9</b>	<b>UKR</b>	<b>UKRAINE</b>
9-1	r	RODINA Elena
9-2	g	SHEVCHENKO Valentina
9-3	y	ZUBRILOVA Olena
9-4	b	TERELIA Irina

Weather	Snow Condition	Temperatures		Participants/NOC					
		Air	Snow	Entries	Ranked	DNS	DNF	DSQ	LAP
Clear	Wet	-2.0	-5.0	15	13	2	0	0	0

Technical Delegate:  <b>MADDOX AI (CAN)</b>	Race Secretary:  <b>GATES Lori (USA)</b>
--	--

LEGEND / LEGENDE	
r	Red
<b>DNS</b>	Did not start
g	Green
<b>DNF</b>	Did not finish
y	Yellow
<b>DSQ</b>	Disqualified
b	Blue
=	Shared Rank



## RESULTS / RÉSULTATS

MEN'S 50 km CLASSICAL  
50 km CLASSIQUE HOMMES

SOLDIER HOLLOW SAT 23 FEB 2002 / SAM 23 FEV 2002 START TIME / DÉBUT 09:30 END TIME / FINI A 12:48

Jury Information				Course Information			
Technical Delegate	MADDOX AI	CAN	Name:	Olympic 16.7 km			
FIS Race Director	BENGTSSON Bengt Erik	FIS	Height Difference (HD):	123 m			
Chief of Competition	AALBERG John	USA	Maximum Climb (MC):	51 m			
Assistant Technical Delegate	EGLI Christian	SUI	Total Climb (TC):	1794 m			
Member	BEYER Barbara	GER	Length of Lap:	16672 m			
			Number of Laps:	3			

Rank	Bib	FIS Code	Name	NOC Code	13.1 km Time Rank	25.4 km Time Rank	40.5 km Time Rank	Finish Time	Behind	FIS Points
1	27	1240339	IVANOV Mikhail	RUS	31:49.7 1	1:02:43.6 1	1:39:53.0 1	2:06:20.8	0.0	0.00
2	30	1088534	VEERPALU Andrus	EST	32:18.8 3	1:04:02.3 3	1:41:19.1 2	2:06:44.5	+23.7	1.87
3	24	1059822	HJELMESET Odd-Bjoern	NOR	32:19.6 4	1:04:14.2 5	1:42:02.7 4	2:08:41.5	+2:20.7	11.13
4	13	1051092	SCHLUETTER Andreas	GER	32:21.2 6	1:04:08.7 4	1:42:07.1 5	2:08:54.8	+2:34.0	12.18
5	31	1022089	BOTVINOV Mikhail	AUT	32:10.8 2	1:03:32.6 2	1:41:55.3 3	2:09:21.7	+3:00.9	14.31
6	9	1051480	IMAI Hiroyuki	JPN	32:20.5 5	1:04:39.1 7	1:43:02.5 7	2:09:41.3	+3:20.5	15.86
7	28	1059725	AUKLAND Anders	NOR	32:48.2 9	1:05:03.7 9	1:42:35.2 6	2:10:05.7	+3:44.9	17.80
8	25	1217350	BAUER Lukas	CZE	32:27.6 7	1:04:38.7 6	1:43:19.1 8	2:10:41.9	+4:21.1	20.66
9	32	1150517	ESTIL Frode	NOR	32:52.2 12	1:05:14.0 10	1:43:35.9 9	2:10:44.8	+4:24.0	20.89
10	36	1010449	JEVNE Erling	NOR	32:35.9 8	1:04:47.7 8	1:44:18.2 10	2:12:06.6	+5:45.8	27.36
11	21	1067291	di CENTA Giorgio	ITA	32:51.2 11	1:05:26.9 12	1:44:30.9 11	2:12:59.6	+6:38.8	31.56
12	2	1106867	BAJCICAK Martin	SVK	33:47.6 31	1:06:43.0 21	1:45:48.3 13	2:13:07.9	+6:47.1	32.22
13	3	1123648	NEVZOROV Andrei	KAZ	33:28.8 22	1:06:11.8 17	1:45:18.4 12	2:13:53.1	+7:32.3	35.79
14	38	1008994	MAJ Fabio	ITA	33:03.9 14	1:06:15.2 18	1:47:16.4 23	2:14:32.4	+8:11.6	38.90
15	29	1278557	VILISSOV Vladimir	RUS	33:24.8 19	1:06:32.0 20	1:45:50.0 15	2:14:37.5	+8:16.7	39.31
16	7	1107255	INGESSON Magnus	SWE	32:54.7 13	1:06:11.4 16	1:46:28.3 18	2:14:48.6	+8:27.8	40.19
17	33	1239078	ELOFSSON Per	SWE	33:24.9 20	1:06:18.0 19	1:45:49.4 14	2:14:50.6	+8:29.8	40.34
18	17	1169820	OLLE Raul	EST	33:45.5 30	1:07:19.8 29	1:47:14.7 22	2:15:00.0	+8:39.2	41.09
19	11	1175155	MAGAL Jiri	CZE	33:30.6 24	1:07:06.1 25	1:46:50.3 21	2:15:06.8	+8:46.0	41.63
20	1	1035087	GUTIERREZ Juan J	ESP	34:02.9 34	1:07:13.1 =27	1:46:29.2 20	2:15:14.4	+8:53.6	42.23
21	48	1221036	FILBRICH Jens	GER	33:22.2 18	1:05:49.5 14	1:46:09.6 16	2:15:44.8	+9:24.0	44.63
22	15	1277393	LEYBYUK Roman	UKR	33:10.1 16	1:06:02.5 15	1:46:26.8 17	2:15:50.9	+9:30.1	45.12
23	10	1320849	GOLOVKO Andrei	KAZ	33:41.8 29	1:07:13.1 =27	1:47:20.8 24	2:16:42.2	+10:21.4	49.18
24	5	1254695	MAYER Marc	AUT	33:32.1 26	1:07:10.7 26	1:47:37.5 25	2:16:51.1	+10:30.3	49.88
25	20	1154397	KRIANINE Serguei	RUS	33:50.5 32	1:07:05.6 24	1:47:56.9 26	2:16:59.8	+10:39.0	50.57
26	34	1106091	BATORY Ivan	SVK	33:05.0 15	1:05:47.3 13	1:46:28.5 19	2:17:25.2	+11:04.4	52.58
27	44	1224140	SANTUS Fabio	ITA	33:30.9 25	1:06:56.7 23	1:48:12.0 28	2:17:41.4	+11:20.6	53.86
28	22	1052159	KOZU Masaaki	JPN	33:38.0 27	1:07:28.2 30	1:48:24.1 29	2:17:51.9	+11:31.1	54.69
29	26	1008218	PROKOUROROV Alexei	RUS	33:41.6 28	1:07:37.3 33	1:48:50.6 30	2:18:30.4	+12:09.6	57.74
30	39	1066224	FREDRIKSSON Mathias	SWE	33:29.3 23	1:07:32.3 31	1:49:04.2 31	2:18:42.1	+12:21.3	58.67
31	23	1325602	PIETILA Sami	FIN	34:04.6 35	1:07:57.8 35	1:49:15.8 33	2:19:10.7	+12:49.9	60.93
32	50	1042556	HIETAMAeki Karri	FIN	34:41.7 44	1:08:42.9 40	1:50:20.5 38	2:19:32.0	+13:11.2	62.62
33	54	1028588	ASCHWANDEN Wilhelm	SUI	34:10.1 36	1:08:02.9 36	1:49:40.6 35	2:19:33.9	+13:13.1	62.77
34	12	1016754	BAUER John	USA	33:25.6 21	1:08:16.8 39	1:51:14.5 41	2:19:35.7	+13:14.9	62.91
35	57	3670002	ODNODVORTSEV Maxim	KAZ	34:33.7 42	1:08:15.8 38	1:50:05.7 37	2:19:50.3	+13:29.5	64.06
36	47	1320364	ZUBRILIN Igor	KAZ	33:52.2 33	1:07:35.7 32	1:49:44.2 36	2:20:25.7	+14:04.9	66.87
37	35	1025484	HASLER Markus	LIE	32:49.5 10	1:05:20.6 11	1:47:59.0 27	2:20:31.8	+14:11.0	67.35
38	19	1108225	BURGERMEISTER Reto	SUI	34:17.4 37	1:07:51.4 34	1:49:35.8 34	2:20:43.3	+14:22.5	68.26



## RESULTS / RÉSULTATS

MEN'S 50 km CLASSICAL  
50 km CLASSIQUE HOMMES

SOLDIER HOLLOW SAT 23 FEB 2002 / SAM 23 FEV 2002 START TIME / DÉBUT 09:30 END TIME / FINI A 12:48

Rank	Bib	FIS Code	Name	NOC Code	13.1 km Time Rank	25.4 km Time Rank	40.5 km Time Rank	Finish Time	Behind	FIS Points
39	49	1051189	EBISAWA Katsuhito	JPN	33:21.7 17	1:06:51.3 22	1:49:14.9 32	2:21:05.3	+14:44.5	70.00
40	8	1049831	FARLEY Donald	CAN	34:21.5 39	1:09:08.8 43	1:51:16.3 42	2:21:26.5	+15:05.7	71.68
41	14	1157598	TREGOBOV Alexij	BLR	34:58.4 49	1:09:38.3 46	1:51:06.8 40	2:22:29.3	+16:08.5	76.65
42	61	1062635	KUDO Hiroshi	JPN	34:49.7 47	1:09:30.1 45	1:52:19.2 43	2:23:02.3	+16:41.5	79.26
43	45	1175349	MICHL Petr	CZE	34:48.6 46	1:09:55.4 47	1:53:27.9 47	2:23:43.3	+17:22.5	82.51
44	18	1120932	PANAVAS Ricardas	LTU	35:34.2 53	1:10:24.2 48	1:52:24.2 44	2:23:56.4	+17:35.6	83.54
45	46	1086982	SANNIKOV Alexander	BLR	34:24.1 40	1:08:06.2 37	1:50:29.2 39	2:24:14.2	+17:53.4	84.95
46	60	1070104	ROELLI Patrick	SUI	34:19.1 38	1:08:52.5 42	1:52:50.3 46	2:24:34.4	+18:13.6	86.55
47	6	1322886	SCHALAK Aleksandr	BLR	35:38.2 54	1:10:49.6 50	1:53:38.1 48	2:24:37.2	+18:16.4	86.77
48	63	1038482	TAIPALE Kuisma	FIN	34:35.9 43	1:08:49.5 41	1:52:44.5 45	2:24:40.5	+18:19.7	87.03
49	52	1197950	AASMAE Meelis	EST	35:21.3 52	1:11:27.7 53	1:56:18.7 50	2:27:18.8	+20:58.0	99.56
50	55	1344129	SPERL Milan	CZE	35:10.2 51	1:11:14.6 51	1:56:52.9 51	2:28:28.8	+22:08.0	105.10
51	53	1182624	ZYBAILO Vladislav	LTU	34:44.1 45	1:09:28.1 44	1:54:24.2 49	2:29:27.4	+23:06.6	109.74
52	56	1285444	JOHNSON Andrew	USA	34:50.0 48	1:11:15.4 52	1:58:16.1 52	2:32:44.3	+26:23.5	125.32
53	16	3380000	JURCEVIC Damir	CRO	37:42.0 58	1:15:03.3 57	2:00:48.9 54	2:35:54.9	+29:34.1	140.41
54	43	1290100	KLOBUCAR Denis	CRO	35:44.4 55	1:12:08.5 54	1:59:58.4 53	2:35:58.8	+29:38.0	140.72
55	51	1254986	HAN Dawei	CHN	36:25.7 56	1:13:58.7 55	2:04:05.3 55	2:44:50.0	+38:29.2	182.76
56	62	3780002	GUSEV Vadim	LTU	37:24.9 57	1:14:53.3 56	2:06:34.2 56	2:45:23.0	+39:02.2	185.37
57	59	3740001	HAJIYAN Aram	ARM	39:42.9 59	1:18:29.3 58	2:10:15.3 57	2:48:48.1	+42:27.3	201.61
58	64	3080000	PENNA Alexander	BRA	45:01.8 60	1:31:49.4 59	2:37:37.8 58	3:23:58.7	+1:17:37.9	368.66

## Disqualified

37	1048473	MUEHLEGG Johann	ESP						ICR 221.3 Doping
----	---------	-----------------	-----	--	--	--	--	--	------------------

## Did not finish

40	1060016	ZUNZUNEGUI Haritz	ESP	35:01.9	50	1:10:47.1	49		
42	1013553	WADSWORTH Justin	USA	34:33.1	41				

## Did not start

4	1117537	WEAVER Patrick	USA						
41	1007830	JONSSON Niklas	SWE						
58	1174088	SEMENIAKO Nikolai	BLR						

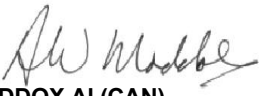
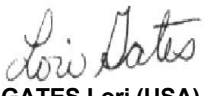


## RESULTS / RÉSULTATS

### MEN'S 50 km CLASSICAL 50 km CLASSIQUE HOMMES

SOLDIER HOLLOW SAT 23 FEB 2002 / SAM 23 FEV 2002 START TIME / DÉBUT 09:30 END TIME / FINI A 12:48

Weather	Snow Condition	Temperatures		Participants/NOC					
		Air	Snow	Entries	Ranked	DNS	DNF	DSQ	LAP
Cloudy	Wet	12.0	-2.0	64	58	3	2	1	0

Technical Delegate:  <b>MADDOX AI (CAN)</b>	Race Secretary:  <b>GATES Lori (USA)</b>
--	--

LEGEND / LEGENDE	
=	Shared Rank
<b>DNS</b>	Did not start
<b>DNF</b>	Did not finish
<b>DSQ</b>	Disqualified

Bib 37 was disqualified, ICR 221.3 Doping





## RESULTS / RÉSULTATS

WOMEN'S 30 km CLASSICAL  
30 km CLASSIQUE DAMES

SOLDIER HOLLOW SUN 24 FEB 2002 / DIM 24 FEV 2002 START TIME / DÉBUT 09:30 END TIME / FINI A 11:31

Jury Information				Course Information			
Technical Delegate	MADDOX AI	CAN	Name:	Olympic 15 km			
FIS Race Director	BENGTSSON Bengt Erik	FIS	Height Difference (HD):	123 m			
Chief of Competition	AALBERG John	USA	Maximum Climb (MC):	51 m			
Assistant Technical Delegate	EGLI Christian	SUI	Total Climb (TC):	1126 m			
Member	BEYER Barbara	GER	Length of Lap:	15042 m			
			Number of Laps:	2			

Rank	Bib	FIS Code	Name	NOC Code	7.2 km Time Rank	15.0 km Time Rank	20.5 km Time Rank	Finish Time	Behind	FIS Points
1	53	1002786	PARUZZI Gabriella	ITA	23:05.0 1	44:45.1 1	1:02:30.2 1	1:30:57.1	0.0	0.00
2	48	1000943	BELMONDO Stefania	ITA	23:15.4 2	45:09.7 2	1:02:49.9 2	1:31:01.6	+4.5	0.49
3	44	1058270	SKARI Bente	NOR	23:31.0 4	45:27.2 4	1:03:26.1 3	1:31:36.3	+39.2	4.30
4	51	1002204	MOEN Anita	NOR	23:15.8 3	45:14.0 3	1:03:30.2 4	1:31:37.3	+40.2	4.41
5	41	1142563	SHEVCHENKO Valentina	UKR	23:36.3 5	46:03.2 5	1:04:10.2 5	1:33:03.1	+2:06.0	13.85
6	42	1133445	BAUER Viola	GER	23:49.8 6	46:09.9 6	1:04:38.0 6	1:33:25.1	+2:28.0	16.27
7	49	1094063	SMIGUN Kristina	EST	23:50.1 7	46:15.5 7	1:04:53.6 7	1:33:52.7	+2:55.6	19.30
8	40	1305426	SKOFTERUD Vibeke W	NOR	24:25.8 9	46:57.3 8	1:05:31.9 8	1:35:02.3	+4:05.2	26.95
9	47	1092996	TCHPALOVA Julija	RUS	25:08.5 19	48:07.8 13	1:07:00.7 13	1:35:37.4	+4:40.3	30.81
10	24	1027327	LEONARDI CORTESI Natascia	SUI	24:10.0 8	47:24.4 9	1:06:20.4 9	1:35:46.8	+4:49.7	31.85
11	45	3665002	NAGEJKINA Svetlana	BLR	24:33.5 10	47:53.2 11	1:06:35.5 10	1:35:51.6	+4:54.5	32.37
12	50	1276714	MAJDIC Petra	SLO	24:47.9 13	47:53.3 12	1:06:44.0 12	1:35:51.8	+4:54.7	32.40
13	36	1175834	SMIGUN Katrin	EST	24:45.0 11	47:43.7 10	1:06:37.9 11	1:36:04.0	+5:06.9	33.74
14	34	1303777	BJOERGEN Marit	NOR	25:23.9 22	48:49.9 20	1:07:52.6 18	1:37:02.6	+6:05.5	40.18
15	27	1004338	KEMPEL Nina	USA	25:02.3 17	48:16.3 16	1:07:28.3 16	1:37:08.7	+6:11.6	40.85
16	35	1182042	SHISHKINA Svetlana	KAZ	25:08.3 18	48:14.0 14	1:07:12.2 14	1:37:14.5	+6:17.4	41.49
17	38	1181848	JATSKAJA Oxana	KAZ	24:53.4 14	48:15.6 15	1:07:22.0 15	1:37:25.3	+6:28.2	42.68
18	22	1056621	TERELIA Irina	UKR	24:53.8 15	48:42.1 18	1:07:48.4 17	1:37:32.9	+6:35.8	43.51
=19	29	1101920	CONFORTOLA Antonella	ITA	25:41.0 24	49:21.5 22	1:08:17.5 21	1:37:47.4	+6:50.3	45.11
=19	39	1088922	SAVIALOVA Olga	RUS	24:59.1 16	48:33.9 17	1:07:57.0 19	1:37:47.4	+6:50.3	45.11
21	19	1191354	ROCHAT Laurence	SUI	24:46.5 12	48:55.4 21	1:08:16.2 20	1:38:24.2	+7:27.1	49.15
22	21	1062053	YOKOYAMA Sumiko	JPN	25:52.4 25	50:12.2 25	1:09:29.9 23	1:39:48.8	+8:51.7	58.45
23	31	1155658	WAGNER Wendy	USA	25:36.8 23	49:26.8 23	1:09:09.3 22	1:39:54.8	+8:57.7	59.11
24	16	1081744	VILJANMAA Annmari	FIN	26:17.9 28	51:11.0 29	1:10:29.3 25	1:40:47.9	+9:50.8	64.95
25	33	1107837	EK Elin	SWE	26:01.4 26	50:10.5 24	1:09:55.8 24	1:40:48.2	+9:51.1	64.99
26	32	1169432	NATUMI Madoka	JPN	26:20.7 29	51:01.5 27	1:11:07.9 27	1:41:06.0	+10:08.9	66.94
27	23	1174670	RAJDLOVA Kamila	CZE	25:15.1 21	50:22.9 26	1:10:35.9 26	1:41:57.7	+11:00.6	72.63
28	13	1205419	FORTIER Amanda	CAN	26:52.4 31	51:50.5 32	1:11:21.0 29	1:42:08.1	+11:11.0	73.77
29	15	3665003	ZJATIKOVA Natalja	BLR	26:48.9 30	51:15.5 30	1:11:32.9 30	1:42:18.0	+11:20.9	74.86
30	37	1285056	SKRIPNIK Irina	BLR	26:08.4 27	51:06.4 28	1:11:44.8 31	1:42:49.1	+11:52.0	78.28
31	28	1129177	THERIAULT Milaine	CAN	26:58.3 33	51:30.9 31	1:11:18.1 28	1:42:56.9	+11:59.8	79.14
32	10	1124424	ANTONOVA Elena	KAZ	27:03.8 34	52:08.4 33	1:12:53.2 33	1:43:37.6	+12:40.5	83.61
33	12	1222200	LONGA Marianna	ITA	27:14.1 36	53:10.9 38	1:13:24.1 34	1:44:02.5	+13:05.4	86.35
34	30	1128983	FORTIER Jaime	CAN	27:22.5 38	52:13.6 34	1:12:30.8 32	1:44:26.2	+13:29.1	88.95
35	14	1196107	JONES Barbara	USA	26:55.5 32	52:32.5 36	1:13:32.0 37	1:45:18.7	+14:21.6	94.73
36	17	1102211	FURUSAWA Midori	JPN	27:14.6 37	52:20.9 35	1:13:25.8 36	1:45:50.0	+14:52.9	98.17
37	3	1182333	DESHEVYKH Svetlana	KAZ	27:41.4 39	53:14.4 39	1:14:01.3 38	1:46:18.1	+15:21.0	101.26
38	9	1197562	RODINA Elena	UKR	28:00.8 40	54:22.0 40	1:14:41.6 39	1:46:51.2	+15:54.1	104.90



## RESULTS / RÉSULTATS

WOMEN'S 30 km CLASSICAL  
30 km CLASSIQUE DAMES

SOLDIER HOLLOW SUN 24 FEB 2002 / DIM 24 FEV 2002 START TIME / DÉBUT 09:30 END TIME / FINI A 11:31



Rank	Bib	FIS Code	Name	NOC Code	7.2 km Time	7.2 km Rank	15.0 km Time	15.0 km Rank	20.5 km Time	20.5 km Rank	Finish Time	Behind	FIS Points
39	25	1237817	DAHLBERG Anna	SWE	27:12.4	35	52:38.5	37	1:13:24.2	35	1:46:51.3	+15:54.2	104.91
40	11	1130923	HANUSOVA Katerina	CZE	28:17.0	42	54:35.0	41	1:15:37.9	40	1:48:52.6	+17:55.5	118.24
41	5	1208232	LUAN Zhengrong	CHN	29:07.8	45	55:32.1	44	1:17:06.1	43	1:49:37.7	+18:40.6	123.20
42	20	1340540	HOU Yuxia	CHN	29:12.7	46	55:56.1	45	1:16:57.5	42	1:49:45.8	+18:48.7	124.09
43	7	1138198	OTAKA Tomomi	JPN	28:13.9	41	54:55.7	42	1:16:37.8	41	1:50:00.3	+19:03.2	125.69

Disqualified													
43	1044690	DANILOVA Olga		RUS									ICR 221.3 Doping
46	1054972	LAZUTINA Larissa		RUS									ICR 221.3 Doping

Did not finish													
2	1085333	PESTREKOVA Marina		UKR	29:45.9	47							
6	1108128	OLOFSSON Anna-Carin		SWE	28:31.6	43	56:17.7	46					
18	1318036	PERSSON Ulrika		SWE	28:33.0	44	55:02.7	43					
26	1081162	SALONEN Satu		FIN									
52	1113754	HENKEL Manuela		GER	25:13.1	20	48:47.0	19					

Did not start													
1	1128886	RENNER Sara		CAN									
4	1090183	PETERSON Aelin		USA									
8	3665004	ZJATIKOVA Vera		BLR									

Weather	Snow Condition	Temperatures		Participants/NOC					
		Air	Snow	Entries	Ranked	DNS	DNF	DSQ	LAP
Snow	Hard Packed Variable	1.0	-2.0	53	43	3	5	2	0

Technical Delegate:  <b>MADDOX AI (CAN)</b>	Race Secretary:  <b>GATES Lori (USA)</b>
--	--

LEGEND / LEGENDE							
=	Shared Rank	DNS	Did not start	DNF	Did not finish	DSQ	Disqualified

Bib 43 was disqualified, ICR 221.3 Doping  
Bib 46 was disqualified, ICR 221.3 Doping



## NORDIC EVENTS MEDALISTS BY EVENT MÉDAILLÉS PAR ÉPREUVE DES ÉPREUVES NORDIQUES

SUN 24 FEB 2002 / DIM 24 FEV 2002 16:07

Date	Event	Medal	Name	NOC
09 FEB 2002	CC-Men's 30 km Free Mass Start	Gold	MUEHLEGG Johann	Spain
		Silver	HOFFMANN Christian	Austria
		Bronze	BOTVINOV Mikhail	Austria
	CC-Women's 15 km Free Mass Start	Gold	BELMONDO Stefania	Italy
		Silver	LAZUTINA Larissa	Russian Federation
		Bronze	NEUMANNOVA Katerina	Czech Republic
10 FEB 2002	NC-Individual	Gold	LAJUNEN Samppa	Finland
		Silver	TALLUS Jaakko	Finland
		Bronze	GOTTWALD Felix	Austria
	SJ-Individual K90	Gold	AMMANN Simon	Switzerland
		Silver	HANNAWALD Sven	Germany
		Bronze	MALYSZ Adam	Poland
12 FEB 2002	CC-Men's 15 km Classical	Gold	VEERPALU Andrus	Estonia
		Silver	ESTIL Frode	Norway
		Bronze	MAE Jaak	Estonia
	CC-Women's 10 km Classical	Gold	SKARI Bente	Norway
		Silver	DANILOVA Olga	Russian Federation
		Bronze	TCHEPALOVA Julija	Russian Federation
13 FEB 2002	SJ-Individual K120	Gold	AMMANN Simon	Switzerland
		Silver	MALYSZ Adam	Poland
		Bronze	HAUTAMAEKI Matti	Finland
14 FEB 2002	CC-Men's 10 km Free Pursuit	Gold	MUEHLEGG Johann	Spain
		Silver	ALSGAARD Thomas	Norway
			ESTIL Frode	Norway
15 FEB 2002	CC-Women's 5 km Free Pursuit	Gold	DANILOVA Olga	Russian Federation
		Silver	LAZUTINA Larissa	Russian Federation
		Bronze	SCOTT Beckie	Canada
17 FEB 2002	CC-Men's 4x10 km Relay	Gold	ALSGAARD Thomas	Norway
			AUKLAND Anders	
			ESTIL Frode	
		Silver	SKJELDAL Kristen	Italy
			MAJ Fabio	
			PILLER COTTRER Pietro	
		Bronze	ZORZI Cristian	Germany
			di CENTA Giorgio	
			ANGERER Tobias	
	NC-Team	Gold	FILBRICH Jens	Finland
			SCHLUETTER Andreas	
			SOMMERFELDT Rene	
	LAJUNEN Samppa			
	MANNINEN Hannu			



## NORDIC EVENTS MEDALISTS BY EVENT MÉDAILLÉS PAR ÉPREUVE DES ÉPREUVES NORDIQUES

SUN 24 FEB 2002 / DIM 24 FEV 2002 16:07

Date	Event	Medal	Name	NOC
17 FEB 2002	NC-Team		MANTILA Jari	
			TALLUSJaakko	
		Silver	ACKERMANN Ronny	Germany
			HETTICH Georg	
			HOEHLIG Marcel	
			KIRCHEISEN Bjoern	
		Bronze	BIELER Christoph	Austria
			GOTTWALD Felix	
			GRUBER Michael	
			STECHEM Mario	
18 FEB 2002	SJ-Team K120	Gold	HANNAWALD Sven	Germany
			HOCKE Stephan	
			SCHMITT Martin	
			UHRMANN Michael	
		Silver	AHONEN Janne	Finland
			HAUTAMAELKI Matti	
			JUSSILAINEN Risto	
			LINDSTROEM Veli-Matti	
		Bronze	FRAS Damjan	Slovenia
			KRANJEC Robert	
	PETERKA Primoz			
	ZONTA Peter			
19 FEB 2002	CC-Men's Sprint	Gold	HETLAND Tor Arne	Norway
		Silver	SCHLICKENRIEDER Peter	Germany
		Bronze	ZORZI Cristian	Italy
	CC-Women's Sprint	Gold	TCHEPALOVA Julija	Russian Federation
		Silver	SACHENBACHER Evi	Germany
		Bronze	MOEN Anita	Norway
21 FEB 2002	CC-Women's 4x5 km Relay	Gold	BAUER Viola	Germany
			HENKEL Manuela	
			KUENZEL Claudia	
			SACHENBACHER Evi	
		Silver	BJOERGEN Marit	Norway
			MOEN Anita	
			PEDERSEN Hilde G	
			SKARI Bente	
		Bronze	ALBRECHT LORETAN Brigitte	Switzerland
			HUBER Andrea	
	LEONARDI CORTESI Natascia			
	ROCHAT Laurence			
22 FEB 2002	NC-SPRINT	Gold	LAJUNEN Samppe	Finland



## NORDIC EVENTS MEDALISTS BY EVENT

### MÉDAILLÉS PAR ÉPREUVE DES ÉPREUVES NORDIQUES

SUN 24 FEB 2002 / DIM 24 FEV 2002 16:07

Date	Event	Medal	Name	NOC
22 FEB 2002	NC-SPRINT	Silver	ACKERMANN Ronny	Germany
		Bronze	GOTTWALD Felix	Austria
23 FEB 2002	CC-Men's 50 km Classical	Gold	IVANOV Mikhail	Russian Federation
		Silver	VEERPALU Andrus	Estonia
		Bronze	HJELMESET Odd-Bjoern	Norway
24 FEB 2002	CC-Women's 30 km Classical	Gold	PARUZZI Gabriella	Italy
		Silver	BELMONDO Stefania	Italy
		Bronze	SKARI Bente	Norway



## NORDIC EVENTS MEDAL STANDINGS CLASSEMENT PAR MÉDAILLES DES ÉPREUVES NORDIQUES

SUN 24 FEB 2002 / DIM 24 FEV 2002 16:08

Rank	NOC		Cross-Country Skiing				Ski Jumping				Nordic Combined				Total				Rank by Total
			G	S	B	Total	G	S	B	Total	G	S	B	Total	G	S	B	Total	
1	Norway	NOR	3	4	3	10								3	4	3	10	1	
2	Russian Federation	RUS	3	3	1	7								3	3	1	7	3	
3	Finland	FIN						1	1	2	3	1		4	3	2	1	6	4
4	Germany	GER	1	2	1	4	1	1		2		2		2	2	5	1	8	2
5	Italy	ITA	2	2	1	5								2	2	1	5	=5	
6	Switzerland	SUI			1	1	2			2				2		1	3	=7	
7	Spain	ESP	2			2								2			2	=9	
8	Estonia	EST	1	1	1	3								1	1	1	3	=7	
9	Austria	AUT		1	1	2						3	3		1	4	5	=5	
10	Poland	POL						1	1	2					1	1	2	=9	
=11	Canada	CAN			1	1										1	1	=11	
=11	Czech Republic	CZE			1	1										1	1	=11	
=11	Slovenia	SLO						1	1							1	1	=11	
Total			12	13	11	36	3	3	3	9	3	3	3	9	18	19	17	54	

**NOTES:**

NOCs are ranked by the number of medals won first, then by silver medals won and finally bronze medals won. A ranking by total medals won is shown in the far

CURLING    C U R L I N G



*Switzerland (front) Bronze, Canada (middle) Silver, Norway (rear) Gold, Men's Curling Medals Plaza*

---

J E D   J A C O B S O H N / G E T T Y   I M A G E S



## Curling Content

### General

- Competition Schedule
- Competition Officials

### Women

- Entry List by NOC
- Round Robin Game Results
- Competition Summary
- Scoring Analysis
- Cumulative Percentages by Position
- Cumulative Player Statistics by Team
- Tie-breaker Game Results
- Semifinal 1 Game Results
- Semifinal 1 Shot by Shot
- Semifinal 2 Game Results
- Semifinal 2 Shot by Shot
- Bronze Medal Game Results
- Bronze Medal Game Shot by Shot
- Gold Medal Game Results
- Gold Medal Game Shot by Shot
- Final Standings
- Summary of Big Ends
- Scoring Analysis
- Cumulative Player Statistics by Team
- Competition Summary
- Medalists of Event

### Men

- Entry List by NOC
- Round Robin Game Results
- Competition Summary
- Scoring Analysis
- Cumulative Percentages by Position
- Cumulative Player Statistics by Team
- Semifinal 1 Game Results
- Semifinal 1 Shot by Shot
- Semifinal 2 Game Results
- Semifinal 2 Shot by Shot
- Bronze Medal Game Results
- Bronze Medal Game Shot by Shot
- Gold Medal Game Results
- Gold Medal Game Shot by Shot
- Final Standings
- Summary of Big Ends
- Scoring Analysis
- Cumulative Player Statistics by Team
- Competition Summary
- Medalists of Event





## COMPETITION SCHEDULE / CALENDRIER DES ÉPREUVES

THE ICE SHEET AT OGDEN

Day	Date	Time	Session	Sheet A	Sheet B	Sheet C	Sheet D	BYE	
Sat	09 Feb	09:00-11:00	practice	DEN	FIN	FRA	GER	(30min each)	
Sat	09 Feb	11:30-13:30	practice	USA	SWE	CAN	GBR		
Sat	09 Feb	14:00-16:00	practice	NOR	SUI	swe	can		
Sat	09 Feb	16:30-18:30	practice	gbr	nor	sui	den		
Sat	09 Feb	19:00-21:00	practice	rus	ger	jpn	usa		
Sun	10 Feb	10:00-11:00	practice	DEN	FIN	FRA	GER	(15min each)	
Sun	10 Feb	11:30-12:30	practice	USA	SWE	CAN	GBR		
Sun	10 Feb	13:00-14:00	Team-Meeting						
Sun	10 Feb	14:30-15:30	practice	NOR	SUI	swe	can		
Sun	10 Feb	16:00-17:00	practice	gbr	nor	sui	den		
Sun	10 Feb	17:30-18:30	practice	rus	ger	jpn	usa		
Mon	11 Feb	09:00	M1	DEN-FIN	FRA-GER	USA-SWE	CAN-GBR	NOR, SUI	
		14:00	W1	swe-can	gbr-nor	sui-den	rus-ger	jpn, usa	
		17:50-18:15	Curling Opening Ceremony						
		19:00	M2	NOR-SUI	*USA-CAN	*DEN-FRA	*FIN-GER	SWE, GBR	
Tue	12 Feb	09:00	W2	jpn-usa	*sui-rus	*swe-gbr	*can-nor	den, ger	
		14:00	M3	*SWE-GBR	DEN-SUI*	FIN-CAN*	*FRA-NOR	GER, USA	
		19:00	W3	*den-ger	swe-usa*	can-rus*	*gbr-jpn	nor, sui	
Wed	13 Feb	09:00	M4	SUI-FIN*	*GBR-NOR	*GER-USA	*DEN-SWE	FRA, CAN	
		14:00	W4	usa-can*	*ger-jpn	*nor-sui	*swe-den	gbr, rus	
		19:00	M5	GBR-GER*	CAN-FRA*	*SWE-SUI	*NOR-USA	DEN, FIN	
Thu	14 Feb	09:00	W5	ger-nor*	rus-gbr*	*den-usa	*jpn-sui	swe, can	
		14:00	M6	*CAN-SWE	SUI-USA*	*DEN-GER	*FIN-FRA	NOR, GBR	
		19:00	W6	*rus-den	usa-sui*	*swe-nor	*can-gbr	jpn, ger	
Fri	15 Feb	09:00	M7	*FRA-USA	*NOR-DEN	*GBR-FIN	*GER-CAN	SWE, SUI	
		14:00	W7	*gbr-sui	*jpn-swe	*ger-can	*nor-rus	den, usa	
		19:00	M8	FIN-NOR*	CAN-SUI*	FRA-SWE*	*GBR-DEN	GER, USA	
Sat	16 Feb	09:00	W8	can-jpn*	rus-usa*	gbr-den*	*ger-swe	nor, sui	
		14:00	M9	*SUI-GBR	*FIN-SWE	USA-DEN*	NOR-GER*	FRA, CAN	
		19:00	W9	*usa-ger	*can-den	sui-swe*	jpn-nor*	gbr, rus	
Sun	17 Feb	09:00	M10	GER-SWE*		*CAN-NOR	*FRA-SUI	DEN, FIN, USA, GBR	
		14:00	W10	nor-den*		*rus-jpn	*gbr-usa	swe, can, sui, ger	
		19:00	M11		FRA-GBR*		*USA-FIN	DEN, GER, SWE CAN, NOR, SUI	
Mon	18 Feb	09:00	W11		gbr-ger*	nor-usa*	*sui-can	swe, den, rus, jpn	
		14:00	M12	DEN-CAN*	GER-SUI*	GBR-USA*	SWE-NOR*	FIN, FRA	
		19:00	W12	swe-rus*		ger-sui*	den-jpn*	can, gbr, nor, usa	
Tue	19 Feb	09:00	TB1	Tie-breaker Session 1					
		14:00	TB2	Tie-breaker Session 2					
		19:00	TB3	Tie-breaker Session 3					
Wed	20 Feb	09:00	WSF		Women's Semifinal		Women's Semifinal		
		14:00	MSF		Men's Semifinal		Men's Semifinal		
Thu	21 Feb	09:00	WB		Women's Bronze				
		14:00	WG		Women's Gold				
Fri	22 Feb	09:00	MB		Men's Bronze				
		14:30	MG		Men's Gold				

**LEGEND**

Lower Case – women      UPPER CASE - MEN      \* indicates last stone advantage in the first end  
 First named teams in each session play stones with red handles, and wear dark colored upper playing garments.



## COMPETITION OFFICIALS / OFFICIELS DE LA COMPÉTITION

THE ICE SHEET AT OGDEN

As of 21 Feb 2002 / En date du 21 FEV 2002

WCF President	SINCLAIR Roy	Great Britain (GBR)
WCF Technical Delegate	OHMAN Leif ROBERTSON Bill	Sweden (SWE) Canada (CAN)
Chief Umpire	ROBERTSON Bill	Canada (CAN)
Deputy Chief Umpire	SOMMER Hans Uli	Switzerland (SUI)
Assistant Chief Umpire	FORSYTHE Bill SHAW Christine INGRAM-BROWN Leslie	United States of America (USA) Great Britain (GBR) Great Britain (GBR)
Chief Ice Maker	OHMAN Leif	Sweden (SWE)
Deputy Chief Ice Maker	FRANS Theo	Canada (CAN)
Chief Statistician	SAAGER Christian	Switzerland (SUI)
Hogline Supervisor	BROWN Larry MUELLER Erika OLOFSSON Mats PHILLIPS George ROTTON Peggy STATZELL Donna	United States of America (USA) Switzerland (SUI) Sweden (SWE) Canada (CAN) United States of America (USA) United States of America (USA)
Chief Timing Supervisor	LARSEN Niels	Denmark (DEN)
Deputy Chief Timing Supervisor	BROWN Ann	United States of America (USA)
Doping Control Officer	FOX Denis	United States of America (USA)



## ENTRY LIST BY NOC / LISTE DES PARTICIPANT(E)S PAR CNO

### WOMEN DAMES

THE ICE SHEET AT OGDEN AS OF SUN 10 FEB 2002 / EN DATE DU DIM 10 FEV 2002

Name	Position	Delivery	Date of Birth
<b>Canada (CAN)</b>			
LAW Kelley	Skip	R	11 JAN 1966
SKINNER Julie	Third	R	23 APR 1968
WHEATCROFT Georgina	Second	R	30 NOV 1965
NELSON Diane	Lead	R	01 JUL 1958
NOBLE Cheryl	Alternate	R	29 SEP 1956
<b>Denmark (DEN)</b>			
BIDSTRUP Lene	Skip	R	19 AUG 1966
SLOTSAGER Susanne	Third	R	29 APR 1966
KRAUSE Malene	Second	R	18 JUN 1963
LUND NIELSEN Avijaja	Lead	R	06 DEC 1966
RICHARDSON Lisa	Alternate	R	23 JUN 1966
<b>Germany (GER)</b>			
NESSLER Natalie	Skip	R	08 JUN 1976
BELKOFER Sabine	Third	R	27 NOV 1967
WIELAENDER Heike	Second	R	24 JUL 1968
STOCK Andrea	Lead	R	28 NOV 1980
FISCHER Karin	Alternate	R	07 JAN 1972
<b>Great Britain (GBR)</b>			
MARTIN Rhona	Skip	R	12 OCT 1966
KNOX Debbie	Third	R	26 SEP 1968
MacDONALD Fiona	Second	R	09 DEC 1974
RANKIN Janice	Lead	L	08 FEB 1972
MORTON Margaret	Alternate	R	29 JAN 1968
<b>Japan (JPN)</b>			
KATOH Akiko	Skip	R	06 APR 1978
HAYASHI Yumie	Third	R	05 APR 1978
ONODERA Ayumi	Second	R	25 NOV 1978
KONAKA Mika	Lead	R	24 FEB 1977
ISHIZAKI Kotomi	Alternate	R	04 JAN 1979
<b>Norway (NOR)</b>			
NORDBY Dordi	Skip	R	08 APR 1964
WOODS Hanne	Third	L	19 MAR 1960
HASLUM Marianne	Second	R	31 JAN 1974
HOLTH Camilla	Lead	R	25 DEC 1978
LOEVSETH Kristin Toesse	Alternate	R	06 APR 1973



## ENTRY LIST BY NOC / LISTE DES PARTICIPANT(E)S PAR CNO

WOMEN  
DAMES

THE ICE SHEET AT OGDEN AS OF SUN 10 FEB 2002 / EN DATE DU DIM 10 FEV 2002

Name	Position	Delivery	Date of Birth
<b>Russian Federation (RUS)</b>			
JARKOVA Olga	Skip	R	11 JAN 1979
EZEKH Nkeirouka	Third	R	17 OCT 1983
NEKRASSOVA Iana	Second	R	10 FEB 1976
SKOULTAN Anastassia	Lead	R	18 FEB 1984
TIOUVAEVA Anjela	Alternate	R	20 SEP 1985
<b>Sweden (SWE)</b>			
GUSTAFSON Elisabet	Skip	R	02 MAY 1964
NYBERG Katarina	Third	R	16 NOV 1965
MARMONT Louise	Second	R	22 MAY 1967
PERSSON Elisabeth	Lead	R	21 FEB 1964
BERTRUP Christina	Alternate	R	23 DEC 1976
<b>Switzerland (SUI)</b>			
EBNOETHER Luzia	Skip	R	19 OCT 1971
OTT Mirjam	Third	R	27 JAN 1972
FREI Tanya	Second	R	31 MAY 1972
BIDAUD Laurence	Lead	R	22 MAR 1968
ROETHLISBERGER Nadia	Alternate	R	30 JUN 1972
<b>United States of America (USA)</b>			
ERICKSON Kari	Skip	R	18 DEC 1971
McCORMICK Debbie	Third	R	08 JAN 1974
LIAPIS Stacey	Second	R	19 AUG 1974
SWISSHELM Ann	Lead	R	09 MAR 1968
COTTEN Joni	Alternate	R	21 MAY 1953

### LEGEND

The delivery hand of each player is listed as "R" for right-handed or "L" for left-handed



### GAME RESULTS / RÉSULTATS DE LA PARTIE

WOMEN'S ROUND ROBIN - SESSION 1 - SHEET A  
 DAMES, PHASE PRÉLIMINAIRE - 1ÈRE SESSION - PISTE A

THE ICE SHEET AT OGDEN MON 11 FEB 2002 / LUN 11 FEV 2002 START TIME / DEBUT 14:00

Sheet	Round	Team	NOC	LSFE	1	2	3	4	5	6	7	8	9	10	Extra Ends	Total
A	1	Sweden	SWE		0	0	0	0	0	1	0	0	2	1		4
	1	Canada	CAN	*	0	0	0	0	4	0	1	0	0	0		5

Sweden		Round 1	All
4 S	GUSTAFSON Elisabet	68 %	68 %
3	NYBERG Katarina	70 %	70 %
2	MARMONT Louise	63 %	63 %
1	PERSSON Elisabeth	76 %	76 %
A	BERTRUP Christina	- %	- %
Team Total		69 %	69 %

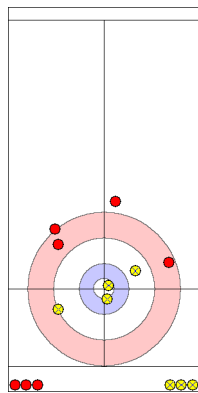
Time remaining: 6:05

Canada		Round 1	All
4 S	LAW Kelley	79 %	79 %
3	SKINNER Julie	86 %	86 %
2	WHEATCROFT Georgina	90 %	90 %
1	NELSON Diane	75 %	75 %
A	NOBLE Cheryl	- %	- %
Team Total		83 %	83 %

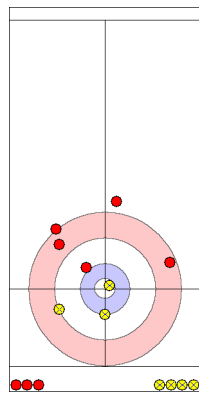
Time remaining: 15:27

#### Most Important Shot:

Sweden was attempting a Double Take-Out to stay behind a Guard, the miss gives Canada a chance to score 4.



Before



After

End: 5  
 Team: Sweden  
 Player: GUSTAFSON E  
 Stone: Fourth, 2nd stone  
 Task: Double Take-Out  
 Handle: In-turn  
 Points: 50%

● : Sweden  
 ● : Canada

#### LEGEND

LSFE (\*) indicates last stone advantage in the first end



### GAME RESULTS / RÉSULTATS DE LA PARTIE

WOMEN'S ROUND ROBIN - SESSION 1 - SHEET B  
 DAMES, PHASE PRÉLIMINAIRE - 1ÈRE SESSION - PISTE B

THE ICE SHEET AT OGDEN MON 11 FEB 2002 / LUN 11 FEV 2002 START TIME / DEBUT 14:00

Sheet	Round	Team	NOC	LSFE	1	2	3	4	5	6	7	8	9	10	Extra Ends	Total
B	1	Great Britain	GBR	*	1	0	0	2	0	2	0	2	3	0		10
	1	Norway	NOR		0	1	1	0	2	0	1	0	0	1		6

Great Britain		Round 1	All
4 S	MARTIN Rhona	70 %	70 %
3	KNOX Debbie	65 %	65 %
2	MacDONALD Fiona	63 %	63 %
1	RANKIN Janice	71 %	71 %
A	MORTON Margaret	- %	- %
Team Total		67 %	67 %

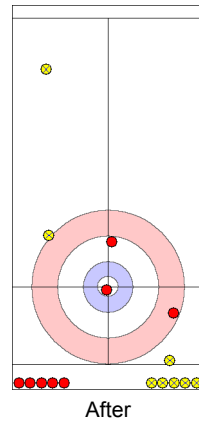
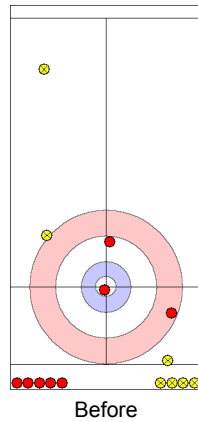
Time remaining: 5:12

Norway		Round 1	All
4 S	NORDBY Dordi	56 %	56 %
3	WOODS Hanne	76 %	76 %
2	HASLUM Marianne	85 %	85 %
1	HOLTH Camilla	64 %	64 %
A	LOEVSETH Kristin Toesse	- %	- %
Team Total		71 %	71 %

Time remaining: 3:46

#### Most Important Shot:

Norway skip, NORDBY D, with her team down by 2 points, missed a double Take-Out to give Great Britain a steal of 3, and a commanding 10-5 lead.



End: 9  
 Team: Norway  
 Player: NORDBY D  
 Stone: Fourth, 2nd stone  
 Task: Double Take-Out  
 Handle: In-turn  
 Points: 0%

● : Great Britain  
 ● : Norway

#### LEGEND

LSFE (\*) indicates last stone advantage in the first end



### GAME RESULTS / RÉSULTATS DE LA PARTIE

WOMEN'S ROUND ROBIN - SESSION 1 - SHEET C  
 DAMES, PHASE PRÉLIMINAIRE - 1ÈRE SESSION - PISTE C

THE ICE SHEET AT OGDEN MON 11 FEB 2002 / LUN 11 FEV 2002 START TIME / DEBUT 14:00

Sheet	Round	Team	NOC	LSFE	1	2	3	4	5	6	7	8	9	10	Extra Ends	Total
C	1	Switzerland	SUI	*	0	1	1	0	4	0	2	0	0	0	1	9
	1	Denmark	DEN		1	0	0	2	0	1	0	2	1	1	0	8

Switzerland		Round 1	All
4 S	EBNOETHER Luzia	61 %	61 %
3	OTT Mirjam	75 %	75 %
2	FREI Tanya	81 %	81 %
1	BIDAUD Laurence	80 %	80 %
A	ROETHLISBERGER Nadia	- %	- %
Team Total		74 %	74 %

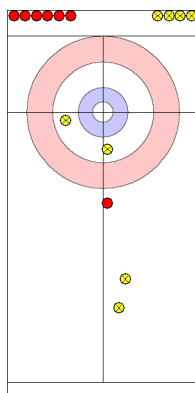
Denmark		Round 1	All
4 S	BIDSTRUP Lene	63 %	63 %
3	SLOTSAGER Susanne	78 %	78 %
2	KRAUSE Malene	74 %	74 %
1	LUND NIELSEN Avijaja	73 %	73 %
A	RICHARDSON Lisa	- %	- %
Team Total		72 %	72 %

Time remaining: 4:55  
 1:39 (after extra end)

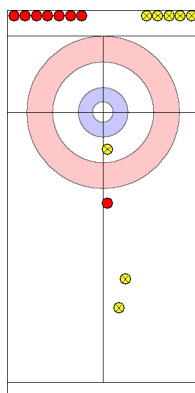
Time remaining: 3:30  
 1:32 (after extra end)

#### Most Important Shot:

Danish skip BIDSTRUP L attempted to draw behind guards to lay 2, but rubbed the guard and rolled into the open on the tee line, still laying 2. Swiss skip EBNOETHER L attempted open hit and stay to win the game but rolled out leaving Denmark with a steal of 1 point to tie the game and force an extra end.



Before



After

End: 10  
 Team: Switzerland  
 Player: EBNOETHER L  
 Stone: Fourth, 2nd stone  
 Task: Hit and Roll  
 Handle: In-turn  
 Points: 50%

● : Switzerland  
 ● : Denmark

#### LEGEND

LSFE (\*) indicates last stone advantage in the first end



### GAME RESULTS / RÉSULTATS DE LA PARTIE

WOMEN'S ROUND ROBIN - SESSION 1 - SHEET D  
 DAMES, PHASE PRÉLIMINAIRE - 1ÈRE SESSION - PISTE D

THE ICE SHEET AT OGDEN MON 11 FEB 2002 / LUN 11 FEV 2002 START TIME / DEBUT 14:00

Sheet	Round	Team	NOC	LSFE	1	2	3	4	5	6	7	8	9	10	Extra Ends	Total
D	1	Russian Federation	RUS	*	0	1	1	0	0	1	0	0	2	0		5
	1	Germany	GER		1	0	0	1	1	0	0	1	0	4		8

Russian Federation		Round 1	All
4 S	JARKOVA Olga	58 %	58 %
3	EZEKH Nkeirouka	55 %	55 %
2	NEKRASSOVA Iana	59 %	59 %
1	SKOULTAN Anastassia	68 %	68 %
A	TIOUVAEVA Anjela	- %	- %
Team Total		60 %	60 %

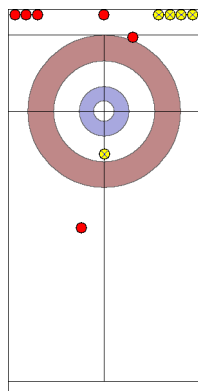
Time remaining: 4:14

Germany		Round 1	All
4 S	NESSLER Natalie	72 %	72 %
3	BELKOFER Sabine	61 %	61 %
2	WIELAENDER Heike	66 %	66 %
1	STOCK Andrea	73 %	73 %
A	FISCHER Karin	- %	- %
Team Total		68 %	68 %

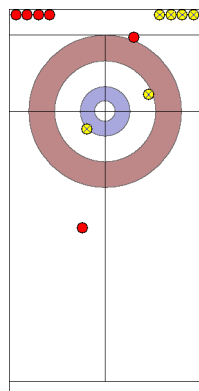
Time remaining: 6:56

#### Most Important Shot:

The Wick of the third from Germany BELKOFER S pushed her own stone behind the Guard and kept the other stone in scoring position too.



Before



After

End: 10  
 Team: Germany  
 Player: BELKOFER S  
 Stone: Third, 2nd stone  
 Task: Wick/Softpeeling  
 Handle: Out-turn  
 Points: 100%

● : Russian Federation  
 ● : Germany

#### LEGEND

LSFE (\*) indicates last stone advantage in the first end





## GAME RESULTS / RÉSULTATS DE LA PARTIE

WOMEN'S ROUND ROBIN - SESSION 2 - SHEET A  
 DAMES, PHASE PRÉLIMINAIRE - 2E SESSION - PISTE A

THE ICE SHEET AT OGDEN TUE 12 FEB 2002 / MAR 12 FEV 2002 START TIME / DEBUT 9:00

Sheet	Round	Team	NOC	LSFE	1	2	3	4	5	6	7	8	9	10	Extra Ends	Total
A	1	Japan	JPN	*	0	1	0	2	3	0	0	0	1	0		7
	1	United States of America	USA		0	0	1	0	0	3	1	1	0	2		8

Japan		Round 1	All
4 S	KATOH Akiko	58 %	58 %
3	HAYASHI Yumie	65 %	65 %
2	ONODERA Ayumi	81 %	81 %
1	KONAKA Mika	73 %	73 %
A	ISHIZAKI Kotomi	- %	- %
Team Total		69 %	69 %

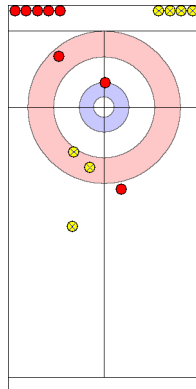
Time remaining: 1:06

United States of America		Round 1	All
4 S	ERICKSON Kari	70 %	70 %
3	McCORMICK Debbie	73 %	73 %
2	LIAPIS Stacey	75 %	75 %
1	SWISSELM Ann	83 %	83 %
A	COTTEN Joni	- %	- %
Team Total		75 %	75 %

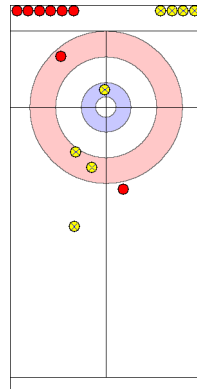
Time remaining: 0:58

### Most Important Shot:

With her final stone, USA skip ERICKSON K played through a narrow opening to take out shot stone and score 2 points to win the game.



Before



After

End: 10  
 Team: USA  
 Player: ERICKSON K  
 Stone: Fourth, 2nd stone  
 Task: Take-Out  
 Handle: In-turn  
 Points: 100%

● : Japan  
 ● : USA

### LEGEND

LSFE (\*) indicates last stone advantage in the first end



### GAME RESULTS / RÉSULTATS DE LA PARTIE

WOMEN'S ROUND ROBIN - SESSION 2 - SHEET B  
 DAMES, PHASE PRÉLIMINAIRE - 2E SESSION - PISTE B

THE ICE SHEET AT OGDEN TUE 12 FEB 2002 / MAR 12 FEV 2002 START TIME / DEBUT 9:00

Sheet	Round	Team	NOC	LSFE	1	2	3	4	5	6	7	8	9	10	Extra Ends	Total	
B	2	Switzerland	SUI	*	1	0	0	0	2	0	0	2	0	1	0	1	7
	2	Russian Federation	RUS		0	0	2	0	0	0	1	0	3	0	0	0	6

Switzerland		Round 2	All
4 S	EBNOETHER Luzia	59 %	60 %
3	OTT Mirjam	80 %	78 %
2	FREI Tanya	79 %	80 %
1	BIDAUD Laurence	79 %	79 %
A	ROETHLISBERGER Nadia	- %	- %
Team Total		74 %	74 %

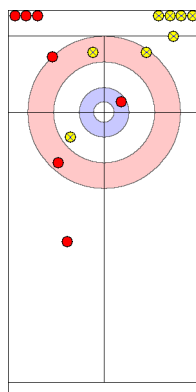
Russian Federation		Round 2	All
4 S	JARKOVA Olga	66 %	62 %
3	EZEKH Nkeirouka	71 %	64 %
2	NEKRASSOVA Iana	69 %	64 %
1	SKOULTAN Anastassia	59 %	63 %
A	TIOUVAEVA Anjela	- %	- %
Team Total		66 %	63 %

Time remaining: 3:25  
 2:28 (after extra end)  
 2:01 (after extra end 2)

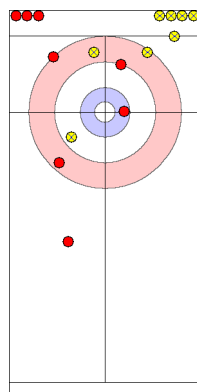
Time remaining: 5:34  
 3:04 (after extra end)  
 2:20 (after extra end 2)

#### Most Important Shot:

EBNOETHER L missed wide open draw for the win and forced an extra end without last stone.



Before



After

End: 10  
 Team: Switzerland  
 Player: EBNOETHER L  
 Stone: Fourth, 2nd stone  
 Task: Draw  
 Handle: Out-turn  
 Points: 0%  
 ● : Switzerland  
 ● : Russian Federation

#### LEGEND

LSFE (\*) indicates last stone advantage in the first end



### GAME RESULTS / RÉSULTATS DE LA PARTIE

WOMEN'S ROUND ROBIN - SESSION 2 - SHEET C  
 DAMES, PHASE PRÉLIMINAIRE - 2E SESSION - PISTE C

THE ICE SHEET AT OGDEN TUE 12 FEB 2002 / MAR 12 FEV 2002 START TIME / DEBUT 9:00

Sheet	Round	Team	NOC	LSFE	1	2	3	4	5	6	7	8	9	10	Extra Ends	Total
C	2	Sweden	SWE	*	0	1	1	0	1	0	1	0	2	1		7
	2	Great Britain	GBR		0	0	0	2	0	1	0	1	0	0		4

Sweden	Round 2	All
4 S GUSTAFSON Elisabet	84 %	76 %
3 NYBERG Katarina	81 %	76 %
2 MARMONT Louise	79 %	71 %
1 PERSSON Elisabeth	80 %	78 %
A BERTRUP Christina	- %	- %
Team Total	81 %	75 %

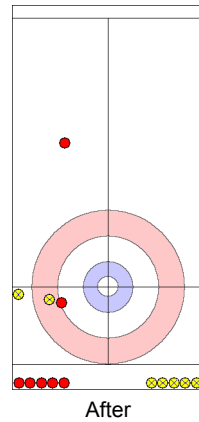
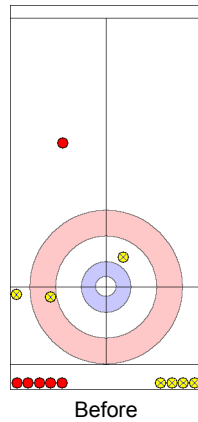
Time remaining: 10:00

Great Britain	Round 2	All
4 S MARTIN Rhona	72 %	71 %
3 KNOX Debbie	78 %	71 %
2 MacDONALD Fiona	83 %	73 %
1 RANKIN Janice	78 %	74 %
A MORTON Margaret	- %	- %
Team Total	78 %	72 %

Time remaining: 5:07

#### Most Important Shot:

Team Sweden skip, GUSTAFSON E makes a cross house Hit and Roll to sit shot behind a corner guard. This set up a two point end for Sweden to take the lead 6-4.



End: 9  
 Team: Sweden  
 Player: GUSTAFSON E  
 Stone: Fourth, 1st stone  
 Task: Hit and Roll  
 Handle: Out-turn  
 Points: 100%

● : Sweden  
 ● : Great Britain

#### LEGEND

LSFE (\*) indicates last stone advantage in the first end



## GAME RESULTS / RÉSULTATS DE LA PARTIE

WOMEN'S ROUND ROBIN - SESSION 2 - SHEET D  
DAMES, PHASE PRÉLIMINAIRE - 2E SESSION - PISTE D

THE ICE SHEET AT OGDEN TUE 12 FEB 2002 / MAR 12 FEV 2002 START TIME / DEBUT 9:00

Sheet	Round	Team	NOC	LSFE	1	2	3	4	5	6	7	8	9	10	Extra Ends	Total
D	2	Canada	CAN	*	0	1	1	0	3	0	1	0	0	0		6
	2	Norway	NOR		1	0	0	1	0	1	0	1	1	0		5

Canada		Round 2	All
4 S	LAW Kelley	80 %	80 %
3	SKINNER Julie	80 %	83 %
2	WHEATCROFT Georgina	84 %	87 %
1	NELSON Diane	71 %	73 %
A	NOBLE Cheryl	- %	- %
Team Total		79 %	81 %

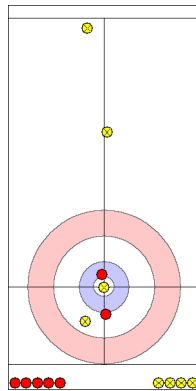
Time remaining: 3:51

Norway		Round 2	All
4 S	NORDBY Dordi	66 %	61 %
3	WOODS Hanne	79 %	78 %
2	HASLUM Marianne	84 %	84 %
1	HOLTH Camilla	71 %	68 %
A	LOEVSETH Kristin Toesse	- %	- %
Team Total		75 %	73 %

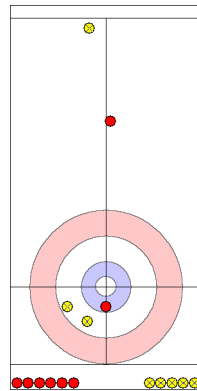
Time remaining: 1:16

### Most Important Shot:

Canadian skip LAW K made a Double Take-Out to remove the Norwegian counting stone buried on the button. This avoided a steal of one by Norway and allowed Canada to maintain their 3 point lead through 7 ends.



Before



After

End: 7  
Team: Canada  
Player: LAW K  
Stone: Fourth, 2nd stone  
Task: Promotion Take-Out  
Handle: In-turn  
Points: 100%

● : Canada  
● : Norway

### LEGEND

LSFE (\*) indicates last stone advantage in the first end



### GAME RESULTS / RÉSULTATS DE LA PARTIE

WOMEN'S ROUND ROBIN - SESSION 3 - SHEET A  
 DAMES, PHASE PRÉLIMINAIRE - 3E SESSION - PISTE A

THE ICE SHEET AT OGDEN TUE 12 FEB 2002 / MAR 12 FEV 2002 START TIME / DEBUT 19:00

Sheet	Round	Team	NOC	LSFE	1	2	3	4	5	6	7	8	9	10	Extra Ends	Total
A	2	Denmark	DEN	*	2	0	0	1	0	1	0	1	0	0		5
	2	Germany	GER		0	0	3	0	1	0	2	0	2	1		9

Denmark		Round 2	All
4 S	BIDSTRUP Lene	70 %	66 %
3	SLOTSAGER Susanne	50 %	65 %
2	KRAUSE Malene	79 %	76 %
1	LUND NIELSEN Avijaja	68 %	70 %
A	RICHARDSON Lisa	- %	- %
Team Total		66 %	69 %

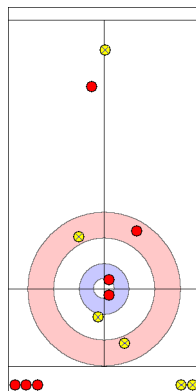
Time remaining: 5:36

Germany		Round 2	All
4 S	NESSLER Natalie	85 %	79 %
3	BELKOFER Sabine	75 %	68 %
2	WIELAENDER Heike	76 %	71 %
1	STOCK Andrea	76 %	74 %
A	FISCHER Karin	- %	- %
Team Total		78 %	73 %

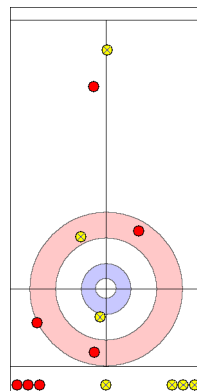
Time remaining: 5:30

#### Most Important Shot:

The German Skip NESSLER N executed a Double Take out to eliminate 2 stones and the threat of a Denmark lead going into the last end.



Before



After

End: 9  
 Team: Germany  
 Player: NESSLER N  
 Stone: Fourth, 1st stone  
 Task: Double Take-Out  
 Handle: In-turn  
 Points: 100%

● : Denmark  
 ● : Germany

#### LEGEND

LSFE (\*) indicates last stone advantage in the first end



## GAME RESULTS / RÉSULTATS DE LA PARTIE

WOMEN'S ROUND ROBIN - SESSION 3 - SHEET B  
 DAMES, PHASE PRÉLIMINAIRE - 3E SESSION - PISTE B

THE ICE SHEET AT OGDEN TUE 12 FEB 2002 / MAR 12 FEV 2002 START TIME / DEBUT 19:00

Sheet	Round	Team	NOC	LSFE	1	2	3	4	5	6	7	8	9	10	Extra Ends	Total
B	3	Sweden	SWE		0	1	0	1	0	0	2	0	1	0		5
	2	United States of America	USA	*	1	0	2	0	1	1	0	0	0	1		6

Sweden	Round 3	All
4 S GUSTAFSON Elisabet	73 %	75 %
3 NYBERG Katarina	78 %	76 %
2 MARMONT Louise	78 %	73 %
1 BERTRUP Christina	89 %	89 %
A PERSSON Elisabeth	- %	78 %
Team Total	79 %	76 %

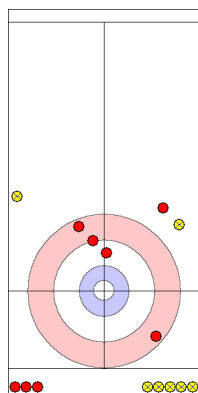
Time remaining: 2:06

United States of America	Round 2	All
4 S ERICKSON Kari	80 %	75 %
3 McCORMICK Debbie	76 %	74 %
2 LIAPIS Stacey	90 %	83 %
1 SWISSHELM Ann	75 %	79 %
A COTTEN Joni	- %	- %
Team Total	80 %	78 %

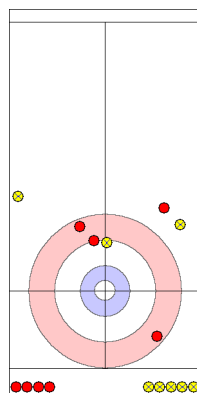
Time remaining: 1:31

### Most Important Shot:

The US skip ERICKSON K made a nice Take-Out against 4 to stay to score 1 and save the end against Sweden.



Before



After

End: 5  
 Team: USA  
 Player: ERICKSON K  
 Stone: Fourth, 2nd stone  
 Task: Take-Out  
 Handle: In-turn  
 Points: 100%

● : Sweden  
 ● : USA

### LEGEND

LSFE (\*) indicates last stone advantage in the first end



## GAME RESULTS / RÉSULTATS DE LA PARTIE

WOMEN'S ROUND ROBIN - SESSION 3 - SHEET C  
 DAMES, PHASE PRÉLIMINAIRE - 3E SESSION - PISTE C

THE ICE SHEET AT OGDEN TUE 12 FEB 2002 / MAR 12 FEV 2002 START TIME / DEBUT 19:00

Sheet	Round	Team	NOC	LSFE	1	2	3	4	5	6	7	8	9	10	Extra Ends	Total
C	3	Canada	CAN		0	0	0	1	1	0	3	0	2	0		7
	3	Russian Federation	RUS	*	0	0	1	0	0	1	0	2	0	2		6

Canada		Round 3	All
4 S	LAW Kelley	85 %	81 %
3	SKINNER Julie	80 %	82 %
2	NOBLE Cheryl	50 %	50 %
1	NELSON Diane	83 %	76 %
A	WHEATCROFT Georgina	82 %	85 %
Team Total		82 %	81 %

Time remaining: 12:56

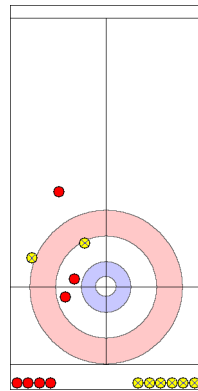
Russian Federation		Round 3	All
4 S	JARKOVA Olga	65 %	63 %
3	EZEKH Nkeirouka	81 %	69 %
2	NEKRASSOVA Iana	73 %	67 %
1	SKOULTAN Anastassia	70 %	65 %
A	TIOUVAEVA Anjela	- %	- %
Team Total		72 %	66 %

Time remaining: 3:56

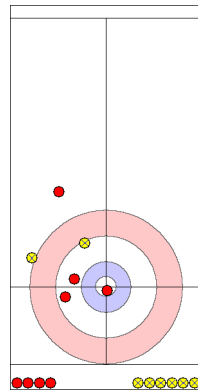
WHEATCROFT G replaced NOBLE C at beginning of 2nd end

### Most Important Shot:

Canadian skip LAW K draws for three to take the lead, forcing Russia into a more aggressive game.



Before



After

End: 7  
 Team: Canada  
 Player: LAW K  
 Stone: Fourth, 2nd stone  
 Task: Draw  
 Handle: Out-turn  
 Points: 100%

● : Canada  
 ● : Russian Federation

### LEGEND

LSFE (\*) indicates last stone advantage in the first end



## GAME RESULTS / RÉSULTATS DE LA PARTIE

WOMEN'S ROUND ROBIN - SESSION 3 - SHEET D  
 DAMES, PHASE PRÉLIMINAIRE - 3E SESSION - PISTE D

THE ICE SHEET AT OGDEN TUE 12 FEB 2002 / MAR 12 FEV 2002 START TIME / DEBUT 19:00

Sheet	Round	Team	NOC	LSFE	1	2	3	4	5	6	7	8	9	10	Extra Ends	Total
D	3	Great Britain	GBR	*	2	1	0	2	1	2	1	-	-	-		9
	2	Japan	JPN		0	0	1	0	0	0	0	-	-	-		1

Great Britain		Round 3	All
4 S	MARTIN Rhona	80 %	74 %
3	KNOX Debbie	89 %	76 %
2	MacDONALD Fiona	96 %	79 %
1	RANKIN Janice	80 %	76 %
A	MORTON Margaret	- %	- %
Team Total		87 %	76 %

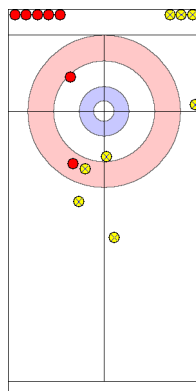
Time remaining: 25:29

Japan		Round 2	All
4 S	KATOH Akiko	43 %	51 %
3	HAYASHI Yumie	52 %	60 %
2	ONODERA Ayumi	68 %	76 %
1	KONAKA Mika	73 %	73 %
A	ISHIZAKI Kotomi	- %	- %
Team Total		59 %	65 %

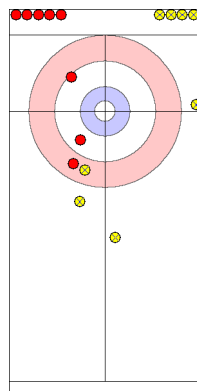
Time remaining: 24:51

### Most Important Shot:

Team Great Britain's skip, MARTIN R, made a perfect Hit and Roll on her last stone to take a 5-1 lead. With a four point lead, Team Great Britain was able to play their stones in the house, and made it difficult for Team Japan to get back in the game.



Before



After

End: 4  
 Team: Great Britain  
 Player: MARTIN R  
 Stone: Fourth, 2nd stone  
 Task: Take-Out  
 Handle: In-turn  
 Points: 100%

● : Great Britain  
 ● : Japan

### LEGEND

LSFE (\*) indicates last stone advantage in the first end

"-" indicates an unplayed end due to concession





## GAME RESULTS / RÉSULTATS DE LA PARTIE

WOMEN'S ROUND ROBIN - SESSION 4 - SHEET A  
 DAMES, PHASE PRÉLIMINAIRE - 4E SESSION - PISTE A

THE ICE SHEET AT OGDEN WED 13 FEB 2002 / MER 13 FEV 2002 START TIME / DEBUT 14:00

Sheet	Round	Team	NOC	LSFE	1	2	3	4	5	6	7	8	9	10	Extra Ends	Total
A	3	United States of America	USA		0	0	0	1	0	1	1	1	0	0		4
	4	Canada	CAN	*	1	1	0	0	2	0	0	0	0	2		6

United States of America		Round 3	All
4 S	ERICKSON Kari	74 %	75 %
3	McCORMICK Debbie	75 %	75 %
2	LIAPIS Stacey	84 %	83 %
1	SWISSHELM Ann	89 %	82 %
A	COTTEN Joni	- %	- %
Team Total		80 %	79 %

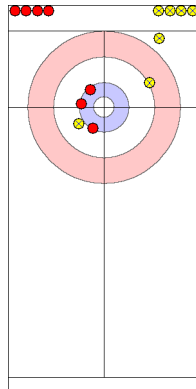
Time remaining: 0:57

Canada		Round 4	All
4 S	LAW Kelley	69 %	79 %
3	SKINNER Julie	80 %	82 %
2	WHEATCROFT Georgina	85 %	85 %
1	NELSON Diane	70 %	75 %
A	NOBLE Cheryl	- %	50 %
Team Total		76 %	80 %

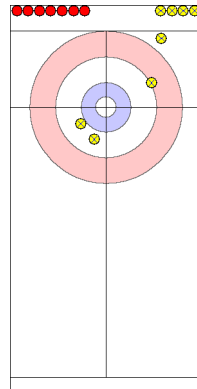
Time remaining: 3:24

### Most Important Shot:

Canada Skip, LAW K on her last stone made a triple take out to force the USA team to draw for one and changed the potential outcome of the end.



Before



After

End: 6  
 Team: Canada  
 Player: LAW K  
 Stone: Fourth, 2nd stone  
 Task: Double Take-Out  
 Handle: Out-turn  
 Points: 125% (bonus)

● : USA  
 ● : Canada

### LEGEND

LSFE (\*) indicates last stone advantage in the first end



### GAME RESULTS / RÉSULTATS DE LA PARTIE

WOMEN'S ROUND ROBIN - SESSION 4 - SHEET B  
 DAMES, PHASE PRÉLIMINAIRE - 4E SESSION - PISTE B

THE ICE SHEET AT OGDEN WED 13 FEB 2002 / MER 13 FEV 2002 START TIME / DEBUT 14:00

Sheet	Round	Team	NOC	LSFE	1	2	3	4	5	6	7	8	9	10	Extra Ends	Total
B	3	Germany	GER	*	1	0	0	0	1	1	1	1	0	0		5
	3	Japan	JPN		0	1	0	0	0	0	0	0	1	1		3

Germany	Round 3	All
4 S NESSLER Natalie	75 %	78 %
3 BELKOFER Sabine	85 %	74 %
2 WIELAENDER Heike	83 %	75 %
1 FISCHER Karin	83 %	83 %
A STOCK Andrea	- %	74 %
Team Total	81 %	76 %

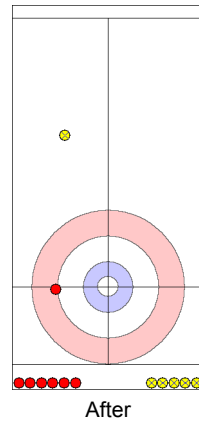
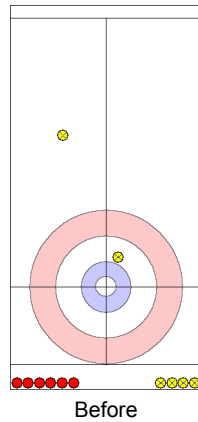
Time remaining: 8:54

Japan	Round 3	All
4 S KATOH Akiko	49 %	50 %
3 HAYASHI Yumie	55 %	58 %
2 ONODERA Ayumi	73 %	75 %
1 KONAKA Mika	81 %	76 %
A ISHIZAKI Kotomi	- %	- %
Team Total	65 %	65 %

Time remaining: 8:12

#### Most Important Shot:

The Hit and Roll by German skip NESSLER N behind the guard set up to steal the end, and maybe the game



End: 7  
 Team: Germany  
 Player: NESSLER N  
 Stone: Fourth, 1st stone  
 Task: Hit and Roll  
 Handle: In-turn  
 Points: 100%

● : Germany  
 ● : Japan

#### LEGEND

LSFE (\*) indicates last stone advantage in the first end



### GAME RESULTS / RÉSULTATS DE LA PARTIE

WOMEN'S ROUND ROBIN - SESSION 4 - SHEET C  
 DAMES, PHASE PRÉLIMINAIRE - 4E SESSION - PISTE C

THE ICE SHEET AT OGDEN WED 13 FEB 2002 / MER 13 FEV 2002 START TIME / DEBUT 14:00

Sheet	Round	Team	NOC	LSFE	1	2	3	4	5	6	7	8	9	10	Extra Ends	Total
C	3	Norway	NOR	*	0	0	0	3	0	1	0	1	0	0		5
	3	Switzerland	SUI		1	0	1	0	2	0	1	0	1	1		7

Norway		Round 3	All
4 S	NORDBY Dordi	63 %	62 %
3	WOODS Hanne	64 %	73 %
2	HASLUM Marianne	70 %	80 %
1	HOLTH Camilla	66 %	67 %
A	LOEVSETH Kristin Toesse	- %	- %
Team Total		66 %	70 %

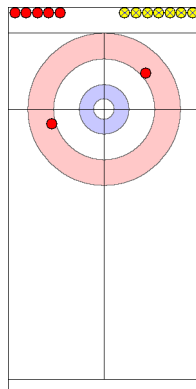
Time remaining: 0:54

Switzerland		Round 3	All
4 S	EBNOETHER Luzia	73 %	64 %
3	OTT Mirjam	73 %	76 %
2	FREI Tanya	79 %	80 %
1	BIDAUD Laurence	86 %	81 %
A	ROETHLISBERGER Nadia	- %	- %
Team Total		78 %	75 %

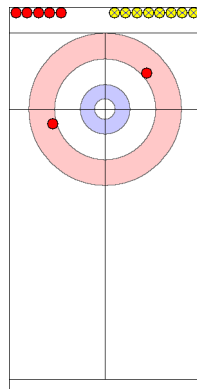
Time remaining: 2:08

#### Most Important Shot:

The Swiss skip EBNOETHER L missed the doubleTake-Out. This allowed Norway to draw and score three. This kept the game close.



Before



After

End: 4  
 Team: Switzerland  
 Player: EBNOETHER L  
 Stone: Fourth, 2nd stone  
 Task: Double Take-Out  
 Handle: In-turn  
 Points: 0%

● : Norway  
 ● : Switzerland

#### LEGEND

LSFE (\*) indicates last stone advantage in the first end



## GAME RESULTS / RÉSULTATS DE LA PARTIE

WOMEN'S ROUND ROBIN - SESSION 4 - SHEET D  
 DAMES, PHASE PRÉLIMINAIRE - 4E SESSION - PISTE D

THE ICE SHEET AT OGDEN WED 13 FEB 2002 / MER 13 FEV 2002 START TIME / DEBUT 14:00

Sheet	Round	Team	NOC	LSFE	1	2	3	4	5	6	7	8	9	10	Extra Ends	Total
D	4	Sweden	SWE	*	0	2	0	1	1	2	0	3	0	0		9
	3	Denmark	DEN		0	0	4	0	0	0	2	0	2	3		11

Sweden	Round 4	All
4 S GUSTAFSON Elisabet	73 %	74 %
3 NYBERG Katarina	66 %	74 %
2 MARMONT Louise	59 %	69 %
1 PERSSON Elisabeth	76 %	78 %
A BERTRUP Christina	- %	89 %
Team Total	68 %	74 %

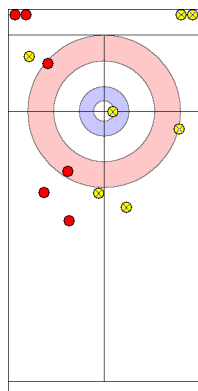
Time remaining: 2:55

Denmark	Round 3	All
4 S BIDSTRUP Lene	74 %	68 %
3 SLOTSAGER Susanne	84 %	71 %
2 KRAUSE Malene	78 %	77 %
1 LUND NIELSEN Avijaja	88 %	76 %
A RICHARDSON Lisa	- %	- %
Team Total	81 %	73 %

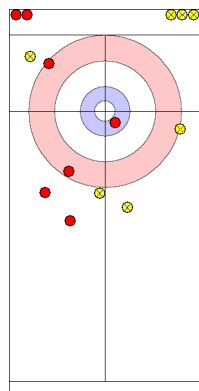
Time remaining: 1:29

### Most Important Shot:

Swedish skip GUSTAFSON E plays through a small opening to take out the only Danish counter and put pressure on the Danish team, leading to a possibility of a big score for Sweden.



Before



After

End: 8  
 Team: Sweden  
 Player: GUSTAFSON E  
 Stone: Fourth, 1st stone  
 Task: Take-Out  
 Handle: Out-turn  
 Points: 100%

● : Sweden  
 ● : Denmark

### LEGEND

LSFE (\*) indicates last stone advantage in the first end



## GAME RESULTS / RÉSULTATS DE LA PARTIE

WOMEN'S ROUND ROBIN - SESSION 5 - SHEET A  
 DAMES, PHASE PRÉLIMINAIRE - 5E SESSION - PISTE A

THE ICE SHEET AT OGDEN THU 14 FEB 2002 / JEU 14 FEV 2002 START TIME / DEBUT 9:00

Sheet	Round	Team	NOC	LSFE	1	2	3	4	5	6	7	8	9	10	Extra Ends	Total
A	4	Germany	GER		0	0	2	0	1	0	0	2	0	0		5
	4	Norway	NOR	*	1	0	0	2	0	2	1	0	1	3		10

Germany		Round 4	All
4 S	NESSLER Natalie	63 %	74 %
3	BELKOFER Sabine	71 %	73 %
2	WIELAENDER Heike	69 %	73 %
1	STOCK Andrea	81 %	77 %
A	FISCHER Karin	- %	83 %
Team Total		71 %	75 %

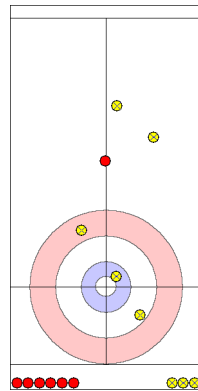
Time remaining: 3:42

Norway		Round 4	All
4 S	NORDBY Dordi	70 %	64 %
3	WOODS Hanne	79 %	74 %
2	HASLUM Marianne	90 %	82 %
1	HOLTH Camilla	83 %	71 %
A	LOEVSETH Kristin Toesse	- %	- %
Team Total		80 %	73 %

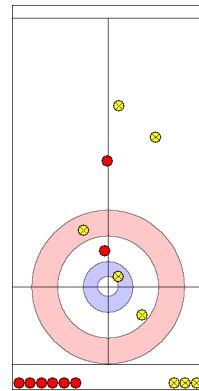
Time remaining: 5:02

### Most Important Shot:

German Skip NESSLER N played a draw through a small opening against three counting Norwegian stones. She came in for second count to cut Norway down to a steal of one.



Before



After

End: 7  
 Team: Germany  
 Player: NESSLER N  
 Stone: Fourth, 2nd stone  
 Task: Draw  
 Handle: Out-turn  
 Points: 50%

● : Germany  
 ● : Norway

### LEGEND

LSFE (\*) indicates last stone advantage in the first end



### GAME RESULTS / RÉSULTATS DE LA PARTIE

WOMEN'S ROUND ROBIN - SESSION 5 - SHEET B  
 DAMES, PHASE PRÉLIMINAIRE - 5E SESSION - PISTE B

THE ICE SHEET AT OGDEN THU 14 FEB 2002 / JEU 14 FEV 2002 START TIME / DEBUT 9:00

Sheet	Round	Team	NOC	LSFE	1	2	3	4	5	6	7	8	9	10	Extra Ends	Total
B	4	Russian Federation	RUS		0	0	0	1	0	1	0	1	0	2		5
	4	Great Britain	GBR	*	1	1	1	0	1	0	2	0	2	0		8

Russian Federation		Round 4	All
4 S	JARKOVA Olga	70 %	65 %
3	EZEKH Nkeirouka	83 %	72 %
2	NEKRASSOVA Iana	65 %	66 %
1	SKOULTAN Anastassia	69 %	66 %
A	TIOUVAEVA Anjela	- %	- %
Team Total		72 %	67 %

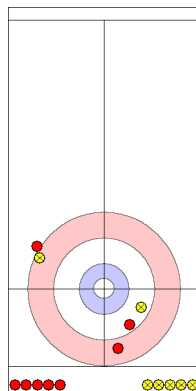
Time remaining: 2:17

Great Britain		Round 4	All
4 S	MARTIN Rhona	76 %	74 %
3	KNOX Debbie	73 %	75 %
2	MacDONALD Fiona	79 %	79 %
1	RANKIN Janice	79 %	77 %
A	MORTON Margaret	- %	- %
Team Total		77 %	76 %

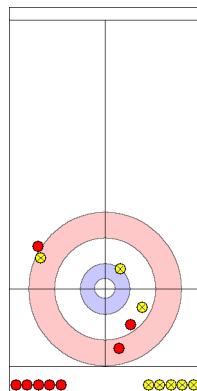
Time remaining: 7:56

#### Most Important Shot:

Great Britain skip MARTIN R drew the 4 foot for 2 points and this seemed to have taken control of the game at this point with a 4 point lead.



Before



After

End: 7  
 Team: Great Britain  
 Player: MARTIN R  
 Stone: Fourth, 2nd stone  
 Task: Draw  
 Handle: Out-turn  
 Points: 100%

● : Russian Federation  
 ● : Great Britain

#### LEGEND

LSFE (\*) indicates last stone advantage in the first end



## GAME RESULTS / RÉSULTATS DE LA PARTIE

WOMEN'S ROUND ROBIN - SESSION 5 - SHEET C  
 DAMES, PHASE PRÉLIMINAIRE - 5E SESSION - PISTE C

THE ICE SHEET AT OGDEN THU 14 FEB 2002 / JEU 14 FEV 2002 START TIME / DEBUT 9:00

Sheet	Round	Team	NOC	LSFE	1	2	3	4	5	6	7	8	9	10	Extra Ends	Total
C	4	Denmark	DEN	*	1	0	0	2	0	2	0	1	2	1		9
	4	United States of America	USA		0	0	1	0	2	0	1	0	0	0		4

Denmark		Round 4	All
4 S	BIDSTRUP Lene	60 %	66 %
3	SLOTSAGER Susanne	90 %	76 %
2	KRAUSE Malene	84 %	78 %
1	LUND NIELSEN Avijaja	82 %	77 %
A	RICHARDSON Lisa	- %	- %
Team Total		79 %	74 %

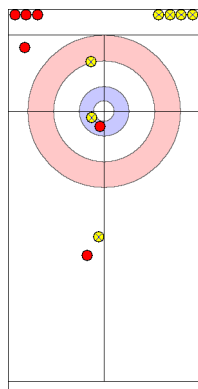
Time remaining: 10:06

United States of America		Round 4	All
4 S	ERICKSON Kari	50 %	69 %
3	McCORMICK Debbie	80 %	76 %
2	LIAPIS Stacey	83 %	83 %
1	SWISSHELM Ann	90 %	84 %
A	COTTEN Joni	- %	- %
Team Total		76 %	78 %

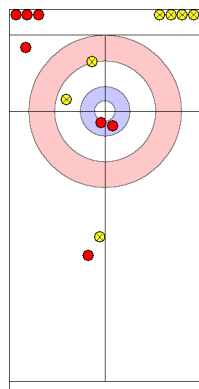
Time remaining: 3:23

### Most Important Shot:

Danish skip BIDSTRUP L taps out the US counting stone to set up a 2 point end.



Before



After

End: 4  
 Team: Denmark  
 Player: BIDSTRUP L  
 Stone: Fourth, 1st stone  
 Task: Raise  
 Handle: Out-turn  
 Points: 100%

● : Denmark  
 ● : USA

### LEGEND

LSFE (\*) indicates last stone advantage in the first end



### GAME RESULTS / RÉSULTATS DE LA PARTIE

WOMEN'S ROUND ROBIN - SESSION 5 - SHEET D  
 DAMES, PHASE PRÉLIMINAIRE - 5E SESSION - PISTE D

THE ICE SHEET AT OGDEN THU 14 FEB 2002 / JEU 14 FEV 2002 START TIME / DEBUT 9:00

Sheet	Round	Team	NOC	LSFE	1	2	3	4	5	6	7	8	9	10	Extra Ends	Total
D	4	Japan	JPN	*	1	0	1	0	1	1	0	0	2	1		7
	4	Switzerland	SUI		0	1	0	2	0	0	2	3	0	0		8

Japan		Round 4	All
4 S	KATOH Akiko	69 %	55 %
3	HAYASHI Yumie	73 %	62 %
2	ONODERA Ayumi	58 %	70 %
1	KONAKA Mika	79 %	77 %
A	ISHIZAKI Kotomi	- %	- %
Team Total		69 %	66 %

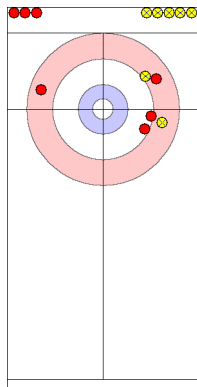
Time remaining: 6:13

Switzerland		Round 4	All
4 S	EBNOETHER Luzia	80 %	68 %
3	OTT Mirjam	73 %	75 %
2	FREI Tanya	76 %	79 %
1	BIDAUD Laurence	84 %	82 %
A	ROETHLISBERGER Nadia	- %	- %
Team Total		78 %	76 %

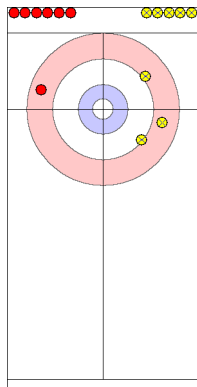
Time remaining: 8:15

#### Most Important Shot:

Swiss skip EBNOETHER L made a triple Take-Out to set up a steal of three points.



Before



After

End: 8  
 Team: Switzerland  
 Player: EBNOETHER L  
 Stone: Fourth, 2nd stone  
 Task: Double Take-Out  
 Handle: In-turn  
 Points: 100%

● : Japan  
 ● : Switzerland

#### LEGEND

LSFE (\*) indicates last stone advantage in the first end





## GAME RESULTS / RÉSULTATS DE LA PARTIE

WOMEN'S ROUND ROBIN - SESSION 6 - SHEET A  
 DAMES, PHASE PRÉLIMINAIRE - 6E SESSION - PISTE A

THE ICE SHEET AT OGDEN THU 14 FEB 2002 / JEU 14 FEV 2002 START TIME / DEBUT 19:00

Sheet	Round	Team	NOC	LSFE	1	2	3	4	5	6	7	8	9	10	Extra Ends	Total
A	5	Russian Federation	RUS	*	1	0	1	2	0	2	0	0	1	0		7
	5	Denmark	DEN		0	0	0	0	1	0	2	1	0	1		5

Russian Federation		Round 5	All
4 S	JARKOVA Olga	76 %	67 %
3	EZEKH Nkeirouka	84 %	75 %
2	NEKRASSOVA Iana	76 %	68 %
1	SKOULTAN Anastassia	66 %	66 %
A	TIOUVAEVA Anjela	- %	- %
Team Total		76 %	69 %

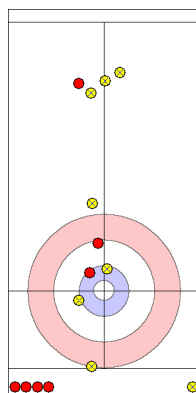
Time remaining: 4:18

Denmark		Round 5	All
4 S	BIDSTRUP Lene	65 %	66 %
3	SLOTSAGER Susanne	84 %	77 %
2	KRAUSE Malene	80 %	79 %
1	LUND NIELSEN Avijaja	78 %	77 %
A	RICHARDSON Lisa	- %	- %
Team Total		77 %	75 %

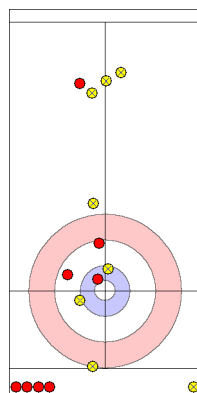
Time remaining: 0:56

### Most Important Shot:

Great tap back by Russian skip JARKOVA O to take a point, behind a solid wall of guards and stifle the Danish comeback attempt.



Before



After

End: 9  
 Team: Russian Federation  
 Player: JARKOVA O  
 Stone: Fourth, 2nd stone  
 Task: Wick/Softpeeling  
 Handle: Out-turn  
 Points: 125% (bonus)

● : Russian Federation  
 ● : Denmark

### LEGEND

LSFE (\*) indicates last stone advantage in the first end



### GAME RESULTS / RÉSULTATS DE LA PARTIE

WOMEN'S ROUND ROBIN - SESSION 6 - SHEET B  
 DAMES, PHASE PRÉLIMINAIRE - 6E SESSION - PISTE B

THE ICE SHEET AT OGDEN THU 14 FEB 2002 / JEU 14 FEV 2002 START TIME / DEBUT 19:00

Sheet	Round	Team	NOC	LSFE	1	2	3	4	5	6	7	8	9	10	Extra Ends	Total
B	5	United States of America	USA		0	1	0	1	0	0	2	1	1	0		6
	5	Switzerland	SUI	*	1	0	2	0	1	1	0	0	0	2		7

United States of America		Round 5	All
4 S	ERICKSON Kari	73 %	70 %
3	McCORMICK Debbie	66 %	74 %
2	LIAPIS Stacey	79 %	82 %
1	SWISSHELM Ann	69 %	81 %
A	COTTEN Joni	- %	- %
Team Total		72 %	77 %

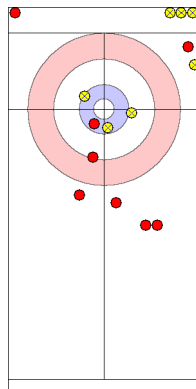
Time remaining: 0:07

Switzerland		Round 5	All
4 S	EBNOETHER Luzia	65 %	67 %
3	OTT Mirjam	40 %	69 %
2	FREI Tanya	83 %	79 %
1	BIDAUD Laurence	89 %	83 %
A	ROETHLISBERGER Nadia	- %	- %
Team Total		69 %	75 %

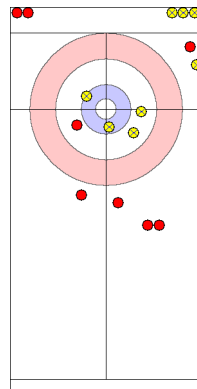
Time remaining: 0:00

#### Most Important Shot:

Swiss Skip EBNOETHER L played a perfect Double Take-Out through a small opening to score two and win the game!



Before



After

End: 10  
 Team: Switzerland  
 Player: EBNOETHER L  
 Stone: Fourth, 2nd stone  
 Task: Double Take-Out  
 Handle: In-turn  
 Points: 100%

● : USA  
 ● : Switzerland

#### LEGEND

LSFE (\*) indicates last stone advantage in the first end



### GAME RESULTS / RÉSULTATS DE LA PARTIE

WOMEN'S ROUND ROBIN - SESSION 6 - SHEET C  
 DAMES, PHASE PRÉLIMINAIRE - 6E SESSION - PISTE C

THE ICE SHEET AT OGDEN THU 14 FEB 2002 / JEU 14 FEV 2002 START TIME / DEBUT 19:00

Sheet	Round	Team	NOC	LSFE	1	2	3	4	5	6	7	8	9	10	Extra Ends	Total
C	5	Sweden	SWE	*	0	2	2	3	0	0	2	1	-	-		10
	5	Norway	NOR		0	0	0	0	2	1	0	0	-	-		3

Sweden	Round 5	All
4 S GUSTAFSON Elisabet	81 %	75 %
3 NYBERG Katarina	89 %	76 %
2 MARMONT Louise	84 %	72 %
1 PERSSON Elisabeth	60 %	74 %
A BERTRUP Christina	- %	89 %
Team Total	79 %	75 %

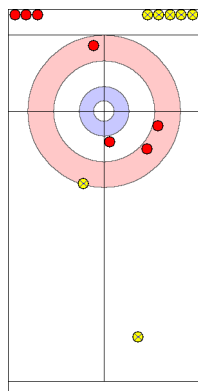
Time remaining: 22:06

Norway	Round 5	All
4 S NORDBY Dordi	47 %	61 %
3 WOODS Hanne	69 %	73 %
2 HASLUM Marianne	80 %	82 %
1 HOLTH Camilla	73 %	71 %
A LOEVSETH Kristin Toesse	- %	- %
Team Total	67 %	72 %

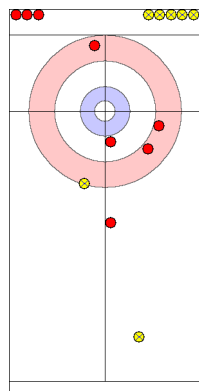
Time remaining: 17:27

#### Most Important Shot:

The skip of Sweden GUSTAFSON E played a perfect Guard to protect her house and forced Norway to draw in the house.



Before



After

End: 4  
 Team: Sweden  
 Player: GUSTAFSON E  
 Stone: Fourth, 2nd stone  
 Task: Guard  
 Handle: In-turn  
 Points: 100%

● : Sweden  
 ● : Norway

#### LEGEND

LSFE (\*) indicates last stone advantage in the first end

"-" indicates an unplayed end due to concession



### GAME RESULTS / RÉSULTATS DE LA PARTIE

WOMEN'S ROUND ROBIN - SESSION 6 - SHEET D  
 DAMES, PHASE PRÉLIMINAIRE - 6E SESSION - PISTE D

THE ICE SHEET AT OGDEN THU 14 FEB 2002 / JEU 14 FEV 2002 START TIME / DEBUT 19:00

Sheet	Round	Team	NOC	LSFE	1	2	3	4	5	6	7	8	9	10	Extra Ends	Total
D	5	Canada	CAN	*	2	2	0	2	0	1	0	2	-	-		9
	5	Great Britain	GBR		0	0	1	0	2	0	1	0	-	-		4

Canada		Round 5	All
4 S	LAW Kelley	89 %	80 %
3	SKINNER Julie	63 %	78 %
2	WHEATCROFT Georgina	89 %	86 %
1	NELSON Diane	81 %	76 %
A	NOBLE Cheryl	- %	50 %
Team Total		80 %	80 %

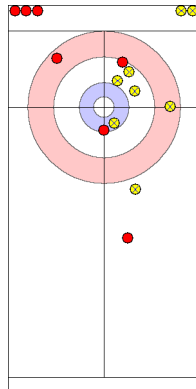
Time remaining: 15:04

Great Britain		Round 5	All
4 S	MARTIN Rhona	52 %	70 %
3	KNOX Debbie	64 %	73 %
2	MacDONALD Fiona	69 %	77 %
1	RANKIN Janice	91 %	79 %
A	MORTON Margaret	- %	- %
Team Total		69 %	75 %

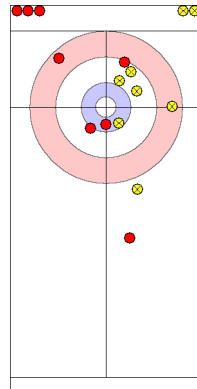
Time remaining: 14:55

#### Most Important Shot:

Canadian Skip LAW K sealed their lead with this tap back to prevent GBR from making a comeback.



Before



After

End: 6  
 Team: Canada  
 Player: LAW K  
 Stone: Fourth, 2nd stone  
 Task: Raise  
 Handle: In-turn  
 Points: 100%

● : Canada  
 ● : Great Britain

#### LEGEND

LSFE (\*) indicates last stone advantage in the first end

"-" indicates an unplayed end due to concession



## GAME RESULTS / RÉSULTATS DE LA PARTIE

WOMEN'S ROUND ROBIN - SESSION 7 - SHEET A  
DAMES, PHASE PRÉLIMINAIRE - 7E SESSION - PISTE A

THE ICE SHEET AT OGDEN FRI 15 FEB 2002 / VEN 15 FEV 2002 START TIME / DEBUT 14:00

Sheet	Round	Team	NOC	LSFE	1	2	3	4	5	6	7	8	9	10	Extra Ends	Total
A	6	Great Britain	GBR	*	0	3	0	0	1	0	1	0	0	2		7
	6	Switzerland	SUI		0	0	1	0	0	1	0	1	1	0		4

Great Britain		Round 6	All
4 S	MARTIN Rhona	72 %	71 %
3	KNOX Debbie	73 %	73 %
2	MacDONALD Fiona	63 %	74 %
1	RANKIN Janice	80 %	79 %
A	MORTON Margaret	- %	- %
Team Total		72 %	74 %

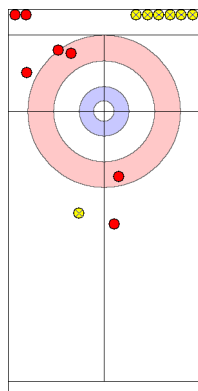
Time remaining: 2:35

Switzerland		Round 6	All
4 S	EBNOETHER Luzia	55 %	65 %
3	OTT Mirjam	83 %	71 %
2	FREI Tanya	73 %	78 %
1	BIDAUD Laurence	94 %	85 %
A	ROETHLISBERGER Nadia	- %	- %
Team Total		76 %	75 %

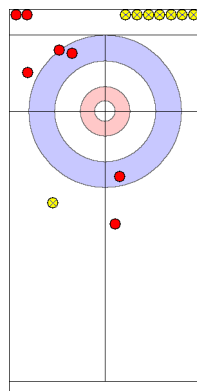
Time remaining: 4:05

### Most Important Shot:

Switzerland Skip EBNOETHER L missed an important Hit and roll by ticking the guard in the 2nd end resulting in a score of 3 for Great Britain.



Before



After

End: 2  
Team: Switzerland  
Player: EBNOETHER L  
Stone: Fourth, 2nd stone  
Task: Hit and Roll  
Handle: Out-turn  
Points: 0%

● : Great Britain  
● : Switzerland

### LEGEND

LSFE (\*) indicates last stone advantage in the first end



## GAME RESULTS / RÉSULTATS DE LA PARTIE

WOMEN'S ROUND ROBIN - SESSION 7 - SHEET B  
DAMES, PHASE PRÉLIMINAIRE - 7E SESSION - PISTE B

THE ICE SHEET AT OGDEN FRI 15 FEB 2002 / VEN 15 FEV 2002 START TIME / DEBUT 14:00

Sheet	Round	Team	NOC	LSFE	1	2	3	4	5	6	7	8	9	10	Extra Ends	Total
B	5	Japan	JPN	*	0	1	0	0	3	0	1	1	0	1	0	7
	6	Sweden	SWE		1	0	1	1	0	3	0	0	1	0	1	8

Japan		Round 5	All
4 S	KATOH Akiko	70 %	59 %
3	HAYASHI Yumie	80 %	66 %
2	ONODERA Ayumi	69 %	70 %
1	KONAKA Mika	86 %	79 %
A	ISHIZAKI Kotomi	- %	- %
Team Total		76 %	68 %

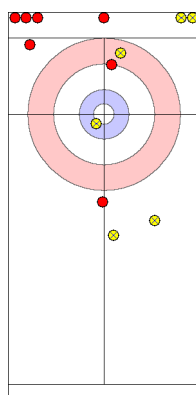
Time remaining: 6:13  
3:03 (after extra end)

Sweden		Round 6	All
4 S	GUSTAFSON Elisabet	83 %	77 %
3	NYBERG Katarina	75 %	76 %
2	MARMONT Louise	90 %	75 %
1	PERSOON Elisabeth	91 %	78 %
A	BERTRUP Christina	- %	89 %
Team Total		85 %	77 %

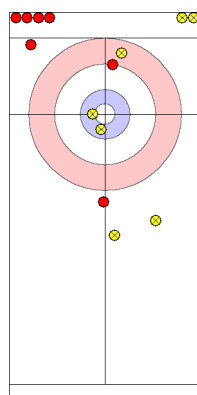
Time remaining: 2:15  
4:50 (after extra end)

### Most Important Shot:

GUSTAFSON E drew on top of her own count stone in the four foot leaving Japan no opportunity to count, eventually scoring 3 to take control of the game.



Before



After

End: 6  
Team: Sweden  
Player: GUSTAFSON E  
Stone: Fourth, 1st stone  
Task: Draw  
Handle: In-turn  
Points: 100%

● : Japan  
● : Sweden

### LEGEND

LSFE (\*) indicates last stone advantage in the first end



## GAME RESULTS / RÉSULTATS DE LA PARTIE

WOMEN'S ROUND ROBIN - SESSION 7 - SHEET C  
DAMES, PHASE PRÉLIMINAIRE - 7E SESSION - PISTE C

THE ICE SHEET AT OGDEN FRI 15 FEB 2002 / VEN 15 FEV 2002 START TIME / DEBUT 14:00

Sheet	Round	Team	NOC	LSFE	1	2	3	4	5	6	7	8	9	10	Extra Ends	Total
C	5	Germany	GER	*	1	0	0	0	0	1	0	2	0	0		4
	6	Canada	CAN		0	0	1	0	3	0	2	0	2	0		8

Germany		Round 5	All
4 S	NESSLER Natalie	49 %	69 %
3	BELKOFER Sabine	62 %	71 %
2	WIELAENDER Heike	70 %	73 %
1	FISCHER Karin	74 %	78 %
A	STOCK Andrea	- %	77 %
Team Total		64 %	73 %

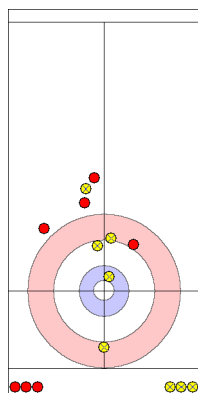
Time remaining: 5:29

Canada		Round 6	All
4 S	LAW Kelley	75 %	80 %
3	SKINNER Julie	79 %	78 %
2	WHEATCROFT Georgina	74 %	84 %
1	NELSON Diane	79 %	76 %
A	NOBLE Cheryl	- %	50 %
Team Total		77 %	79 %

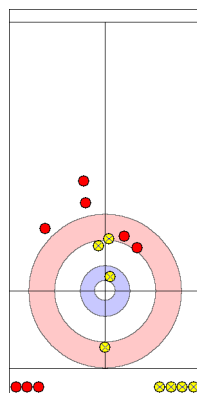
Time remaining: 5:06

### Most Important Shot:

In a tight 1-1 game, Team Germany skip, NESSLER N missed a triple Take-Out and gave up a steal of three. This helped give Team Canada control of the game.



Before



After

End: 5  
Team: Germany  
Player: NESSLER N  
Stone: Fourth, 2nd stone  
Task: Double Take-Out  
Handle: In-turn  
Points: 0%

● : Germany  
● : Canada

### LEGEND

LSFE (\*) indicates last stone advantage in the first end



### GAME RESULTS / RÉSULTATS DE LA PARTIE

WOMEN'S ROUND ROBIN - SESSION 7 - SHEET D  
 DAMES, PHASE PRÉLIMINAIRE - 7E SESSION - PISTE D

THE ICE SHEET AT OGDEN FRI 15 FEB 2002 / VEN 15 FEV 2002 START TIME / DEBUT 14:00

Sheet	Round	Team	NOC	LSFE	1	2	3	4	5	6	7	8	9	10	Extra Ends	Total
D	6	Norway	NOR	*	0	0	1	1	0	3	0	0	0	0		5
	6	Russian Federation	RUS		0	0	0	0	1	0	1	1	0	1		4

Norway		Round 6	All
4 S	NORDBY Dordi	82 %	64 %
3	WOODS Hanne	81 %	75 %
2	HASLUM Marianne	79 %	81 %
1	HOLTH Camilla	84 %	73 %
A	LOEVSETH Kristin Toesse	- %	- %
Team Total		81 %	74 %

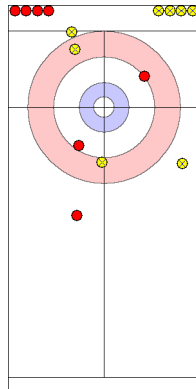
Time remaining: 10:35

Russian Federation		Round 6	All
4 S	JARKOVA Olga	78 %	69 %
3	EZEKH Nkeirouka	83 %	76 %
2	NEKRASSOVA Iana	75 %	69 %
1	SKOULTAN Anastassia	79 %	68 %
A	TIOUVAEVA Anjela	- %	- %
Team Total		78 %	70 %

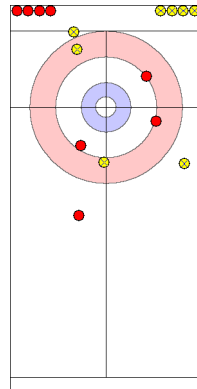
Time remaining: 4:14

#### Most Important Shot:

Following a miss by Russian Skip JARKOVA O, Norwegian Skip NORDBY D had a draw for 3 to take control of the game. With the help of vigorous sweeping, she made the draw to lead by 4.



Before



After

End: 6  
 Team: Norway  
 Player: NORDBY D  
 Stone: Fourth, 2nd stone  
 Task: Draw  
 Handle: In-turn  
 Points: 100%

● : Norway  
 ● : Russian Federation

#### LEGEND

LSFE (\*) indicates last stone advantage in the first end





## GAME RESULTS / RÉSULTATS DE LA PARTIE

WOMEN'S ROUND ROBIN - SESSION 8 - SHEET A  
 DAMES, PHASE PRÉLIMINAIRE - 8E SESSION - PISTE A

THE ICE SHEET AT OGDEN SAT 16 FEB 2002 / SAM 16 FEV 2002 START TIME / DEBUT 9:00

Sheet	Round	Team	NOC	LSFE	1	2	3	4	5	6	7	8	9	10	Extra Ends	Total
A	7	Canada	CAN		0	2	0	2	1	0	0	2	2	-		9
	6	Japan	JPN	*	1	0	2	0	0	0	1	0	0	-		4

Canada		Round 7	All
4 S	LAW Kelley	68 %	78 %
3	SKINNER Julie	61 %	76 %
2	WHEATCROFT Georgina	72 %	82 %
1	NELSON Diane	82 %	77 %
A	NOBLE Cheryl	- %	50 %
Team Total		71 %	78 %

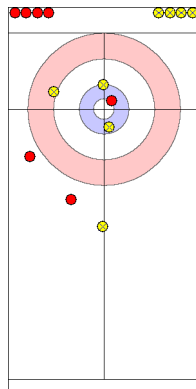
Time remaining: 11:08

Japan		Round 6	All
4 S	KATOH Akiko	46 %	57 %
3	HAYASHI Yumie	63 %	65 %
2	ONODERA Ayumi	54 %	67 %
1	KONAKA Mika	82 %	79 %
A	ISHIZAKI Kotomi	- %	- %
Team Total		61 %	67 %

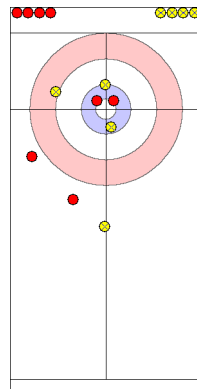
Time remaining: 15:27

### Most Important Shot:

Canadian Skip LAW K played a Draw to the button to score 2 and retake the lead.



Before



After

End: 4  
 Team: Canada  
 Player: LAW K  
 Stone: Fourth, 2nd stone  
 Task: Draw  
 Handle: In-turn  
 Points: 100%

● : Canada  
 ● : Japan

### LEGEND

LSFE (\*) indicates last stone advantage in the first end

"-" indicates an unplayed end due to concession



## GAME RESULTS / RÉSULTATS DE LA PARTIE

WOMEN'S ROUND ROBIN - SESSION 8 - SHEET B  
DAMES, PHASE PRÉLIMINAIRE - 8E SESSION - PISTE B

THE ICE SHEET AT OGDEN SAT 16 FEB 2002 / SAM 16 FEV 2002 START TIME / DEBUT 9:00

Sheet	Round	Team	NOC	LSFE	1	2	3	4	5	6	7	8	9	10	Extra Ends	Total
B	7	Russian Federation	RUS		0	0	0	1	0	1	0	1	0	1		4
	6	United States of America	USA	*	2	1	0	0	4	0	1	0	3	0		11

Russian Federation		Round 7	All
4 S	JARKOVA Olga	55 %	67 %
3	EZEKH Nkeirouka	71 %	75 %
2	NEKRASSOVA Iana	76 %	70 %
1	SKOULTAN Anastassia	74 %	69 %
A	TIOUVAEVA Anjela	- %	- %
Team Total		69 %	70 %

Time remaining: 0:00

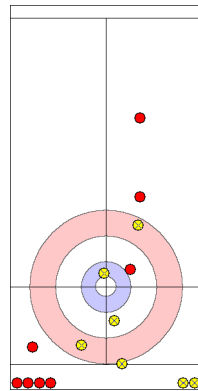
United States of America		Round 6	All
4 S	ERICKSON Kari	75 %	71 %
3	McCORMICK Debbie	64 %	72 %
2	LIAPIS Stacey	88 %	83 %
1	SWISSHELM Ann	61 %	79 %
A	COTTEN Joni	83 %	83 %
Team Total		73 %	76 %

Time remaining: 4:38

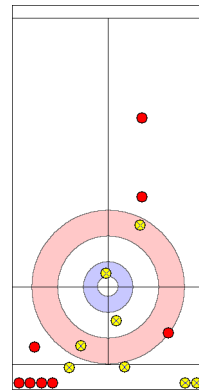
COTTEN J replaced SWISSHELM A at beginning of 8th end

### Most Important Shot:

USA Skip ERICKSON K made a takeout of the Russian stone lying second shot to count four in the 5th end, taking control of the game.



Before



After

End: 5  
Team: USA  
Player: ERICKSON K  
Stone: Fourth, 2nd stone  
Task: Take-Out  
Handle: Out-turn  
Points: 75%

● : Russian Federation  
● : USA

### LEGEND

LSFE (\*) indicates last stone advantage in the first end



### GAME RESULTS / RÉSULTATS DE LA PARTIE

WOMEN'S ROUND ROBIN - SESSION 8 - SHEET C  
 DAMES, PHASE PRÉLIMINAIRE - 8E SESSION - PISTE C

THE ICE SHEET AT OGDEN SAT 16 FEB 2002 / SAM 16 FEV 2002 START TIME / DEBUT 9:00

Sheet	Round	Team	NOC	LSFE	1	2	3	4	5	6	7	8	9	10	Extra Ends	Total
C	7	Great Britain	GBR		0	1	0	3	0	2	0	2	0	0		8
	6	Denmark	DEN	*	1	0	1	0	1	0	1	0	1	1		6

Great Britain		Round 7	All
4 S	MARTIN Rhona	92 %	74 %
3	KNOX Debbie	75 %	73 %
2	MacDONALD Fiona	83 %	76 %
1	RANKIN Janice	75 %	79 %
A	MORTON Margaret	- %	- %
Team Total		81 %	75 %

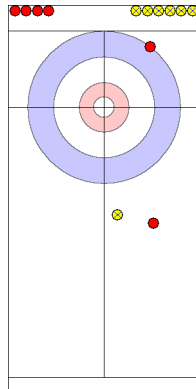
Time remaining: 8:39

Denmark		Round 6	All
4 S	BIDSTRUP Lene	51 %	64 %
3	SLOTSAGER Susanne	71 %	76 %
2	KRAUSE Malene	68 %	77 %
1	LUND NIELSEN Avijaja	84 %	78 %
A	RICHARDSON Lisa	- %	- %
Team Total		69 %	74 %

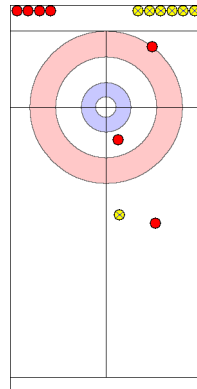
Time remaining: 2:23

#### Most Important Shot:

Great Britain skip MARTIN R down by one, draws in behind a Guard and sets the End up to score 3 points



Before



After

End: 4  
 Team: Great Britain  
 Player: MARTIN R  
 Stone: Fourth, 1st stone  
 Task: Draw  
 Handle: In-turn  
 Points: 100%

● : Great Britain  
 ● : Denmark

#### LEGEND

LSFE (\*) indicates last stone advantage in the first end



### GAME RESULTS / RÉSULTATS DE LA PARTIE

WOMEN'S ROUND ROBIN - SESSION 8 - SHEET D  
 DAMES, PHASE PRÉLIMINAIRE - 8E SESSION - PISTE D

THE ICE SHEET AT OGDEN SAT 16 FEB 2002 / SAM 16 FEV 2002 START TIME / DEBUT 9:00

Sheet	Round	Team	NOC	LSFE	1	2	3	4	5	6	7	8	9	10	Extra Ends	Total
D	6	Germany	GER	*	1	0	2	0	1	0	1	0	0	2		7
	7	Sweden	SWE		0	1	0	1	0	1	0	2	0	0		5

Germany		Round 6	All
4 S	NESSLER Natalie	78 %	71 %
3	BELKOFER Sabine	69 %	71 %
2	WIELAENDER Heike	79 %	74 %
1	STOCK Andrea	79 %	77 %
A	FISCHER Karin	- %	78 %
Team Total		76 %	73 %

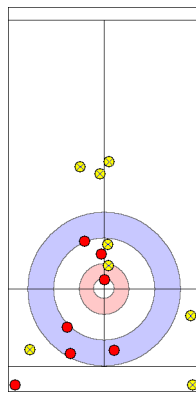
Time remaining: 5:38

Sweden		Round 7	All
4 S	GUSTAFSON Elisabet	79 %	77 %
3	NYBERG Katarina	61 %	74 %
2	MARMONT Louise	79 %	76 %
1	PERSSON Elisabeth	81 %	78 %
A	BERTRUP Christina	- %	89 %
Team Total		75 %	77 %

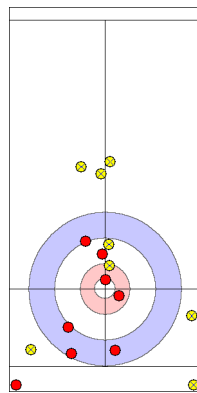
Time remaining: 4:14

#### Most Important Shot:

With the game tied 1-1, Team Germany skip NESSLER N, played a Draw around several Team Sweden stones to the button to take 2 points and the lead 3-1.



Before



After

End: 3  
 Team: Germany  
 Player: NESSLER N  
 Stone: Fourth, 2nd stone  
 Task: Draw  
 Handle: In-turn  
 Points: 100%

● : Germany  
 ● : Sweden

#### LEGEND

LSFE (\*) indicates last stone advantage in the first end



### GAME RESULTS / RÉSULTATS DE LA PARTIE

WOMEN'S ROUND ROBIN - SESSION 9 - SHEET A  
 DAMES, PHASE PRÉLIMINAIRE - 9E SESSION - PISTE A

THE ICE SHEET AT OGDEN SAT 16 FEB 2002 / SAM 16 FEV 2002 START TIME / DEBUT 19:00

Sheet	Round	Team	NOC	LSFE	1	2	3	4	5	6	7	8	9	10	Extra Ends	Total
A	7	United States of America	USA	*	0	1	0	1	0	2	0	0	2	1		7
	7	Germany	GER		1	0	0	0	1	0	3	1	0	0		6

United States of America		Round 7	All
4 S	ERICKSON Kari	58 %	69 %
3	McCORMICK Debbie	75 %	73 %
2	LIAPIS Stacey	65 %	80 %
1	SWISSHELM Ann	81 %	79 %
A	COTTEN Joni	- %	83 %
Team Total		70 %	75 %

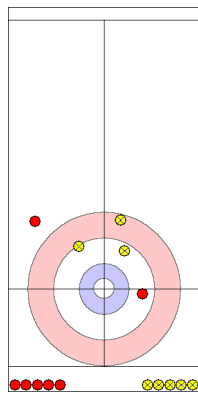
Time remaining: 0:27

Germany		Round 7	All
4 S	NESSLER Natalie	63 %	70 %
3	BELKOFER Sabine	64 %	70 %
2	WIELAENDER Heike	81 %	75 %
1	FISCHER Karin	80 %	79 %
A	STOCK Andrea	- %	77 %
Team Total		72 %	73 %

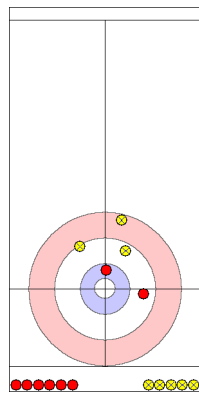
Time remaining: 2:49

#### Most Important Shot:

Following a German miss on a Take-Out attempt, USA Skip ERICKSON K drew her second stone into the 4 foot circle to score 2 and tie the game heading into the final end.



Before



After

End: 9  
 Team: USA  
 Player: ERICKSON K  
 Stone: Fourth, 2nd stone  
 Task: Draw  
 Handle: Out-turn  
 Points: 100%

● : USA  
 ● : Germany

#### LEGEND

LSFE (\*) indicates last stone advantage in the first end



## GAME RESULTS / RÉSULTATS DE LA PARTIE

WOMEN'S ROUND ROBIN - SESSION 9 - SHEET B  
 DAMES, PHASE PRÉLIMINAIRE - 9E SESSION - PISTE B

THE ICE SHEET AT OGDEN SAT 16 FEB 2002 / SAM 16 FEV 2002 START TIME / DEBUT 19:00

Sheet	Round	Team	NOC	LSFE	1	2	3	4	5	6	7	8	9	10	Extra Ends	Total
B	8	Canada	CAN	*	2	1	0	1	0	2	0	0	2	1		9
	7	Denmark	DEN		0	0	1	0	1	0	1	1	0	0		4

Canada		Round 8	All
4 S	LAW Kelley	67 %	77 %
3	SKINNER Julie	71 %	75 %
2	WHEATCROFT Georgina	79 %	82 %
1	NELSON Diane	66 %	76 %
A	NOBLE Cheryl	- %	50 %
Team Total		71 %	77 %

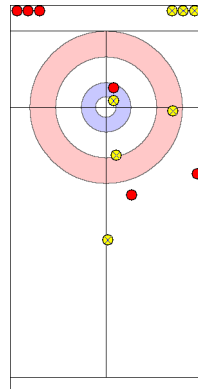
Time remaining: 8:45

Denmark		Round 7	All
4 S	BIDSTRUP Lene	53 %	62 %
3	SLOTSAGER Susanne	59 %	74 %
2	KRAUSE Malene	69 %	76 %
1	RICHARDSON Lisa	83 %	83 %
A	LUND NIELSEN Avijaja	- %	78 %
Team Total		66 %	73 %

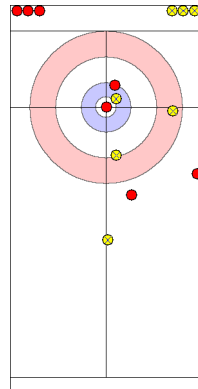
Time remaining: 5:11

### Most Important Shot:

With Denmark laying 1 behind the cover of another stone the Canadian Skip LAW K made an excellent Draw to the button to lay 1 point. This enabled Canada to score 2 points in the end and take control of the game.



Before



After

End: 6  
 Team: Canada  
 Player: LAW K  
 Stone: Fourth, 1st stone  
 Task: Draw  
 Handle: In-turn  
 Points: 100%

● : Canada  
 ● : Denmark

### LEGEND

LSFE (\*) indicates last stone advantage in the first end



## GAME RESULTS / RÉSULTATS DE LA PARTIE

WOMEN'S ROUND ROBIN - SESSION 9 - SHEET C  
 DAMES, PHASE PRÉLIMINAIRE - 9E SESSION - PISTE C

THE ICE SHEET AT OGDEN SAT 16 FEB 2002 / SAM 16 FEV 2002 START TIME / DEBUT 19:00

Sheet	Round	Team	NOC	LSFE	1	2	3	4	5	6	7	8	9	10	Extra Ends	Total
C	7	Switzerland	SUI		0	0	0	2	0	3	0	1	0	1	0	7
	8	Sweden	SWE	*	2	2	0	0	1	0	0	0	2	0	1	8

Switzerland		Round 7	All
4 S	EBNOETHER Luzia	68 %	66 %
3	OTT Mirjam	69 %	71 %
2	FREI Tanya	80 %	79 %
1	BIDAUD Laurence	88 %	85 %
A	ROETHLISBERGER Nadia	- %	- %
Team Total		76 %	75 %

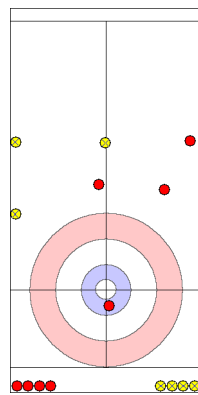
Time remaining: 0:42  
 1:45 (after extra end)

Sweden		Round 8	All
4 S	GUSTAFSON Elisabet	76 %	77 %
3	NYBERG Katarina	77 %	74 %
2	MARMONT Louise	78 %	76 %
1	PERSSON Elisabeth	74 %	78 %
A	BERTRUP Christina	- %	89 %
Team Total		76 %	77 %

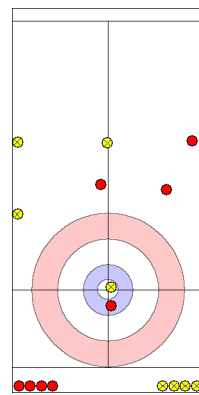
Time remaining: 1:21  
 4:07 (after extra end)

### Most Important Shot:

Swedish Skip GUSTAFSON E drew her last stone to the button to win the game.



Before



After

End: 11  
 Team: Sweden  
 Player: GUSTAFSON E  
 Stone: Fourth, 2nd stone  
 Task: Draw  
 Handle: In-turn  
 Points: 100%

● : Switzerland  
 ● : Sweden

### LEGEND

LSFE (\*) indicates last stone advantage in the first end



## GAME RESULTS / RÉSULTATS DE LA PARTIE

WOMEN'S ROUND ROBIN - SESSION 9 - SHEET D  
 DAMES, PHASE PRÉLIMINAIRE - 9E SESSION - PISTE D

THE ICE SHEET AT OGDEN SAT 16 FEB 2002 / SAM 16 FEV 2002 START TIME / DEBUT 19:00

Sheet	Round	Team	NOC	LSFE	1	2	3	4	5	6	7	8	9	10	Extra Ends	Total
D	7	Japan	JPN		0	0	1	0	0	1	0	0	2	1		5
	7	Norway	NOR	*	1	0	0	0	2	0	4	1	0	0		8

Japan		Round 7	All
4 S	KATOH Akiko	63 %	58 %
3	HAYASHI Yumie	69 %	66 %
2	ONODERA Ayumi	78 %	69 %
1	KONAKA Mika	89 %	81 %
A	ISHIZAKI Kotomi	- %	- %
Team Total		75 %	68 %

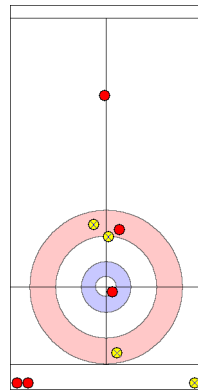
Time remaining: 9:53

Norway		Round 7	All
4 S	NORDBY Dordi	75 %	66 %
3	WOODS Hanne	83 %	76 %
2	HASLUM Marianne	68 %	79 %
1	HOLTH Camilla	76 %	74 %
A	LOEVSETH Kristin Toesse	- %	- %
Team Total		75 %	74 %

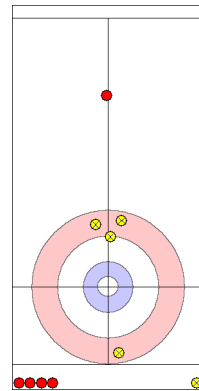
Time remaining: 13:45

### Most Important Shot:

The Norwegian Third WOODS H took out 2 Japanese stones leaving Team Norway scoring 4.



Before



After

End: 7  
 Team: Norway  
 Player: WOODS H  
 Stone: Third, 1st stone  
 Task: Double Take-Out  
 Handle: In-turn  
 Points: 100%

● : Japan  
 ● : Norway

### LEGEND

LSFE (\*) indicates last stone advantage in the first end





### GAME RESULTS / RÉSULTATS DE LA PARTIE

WOMEN'S ROUND ROBIN - SESSION 10 - SHEET A  
 DAMES, PHASE PRÉLIMINAIRE - 10E SESSION - PISTE A

THE ICE SHEET AT OGDEN SUN 17 FEB 2002 / DIM 17 FEV 2002 START TIME / DEBUT 14:00

Sheet	Round	Team	NOC	LSFE	1	2	3	4	5	6	7	8	9	10	Extra Ends	Total
A	8	Norway	NOR		1	0	2	0	1	1	0	1	2	1		9
	8	Denmark	DEN	*	0	1	0	2	0	0	1	0	0	0		4

Norway	Round 8	All
4 S NORDBY Dordi	72 %	67 %
3 WOODS Hanne	85 %	77 %
2 HASLUM Marianne	79 %	79 %
1 HOLTH Camilla	87 %	75 %
A LOEVSETH Kristin Toesse	- %	- %
Team Total	81 %	75 %

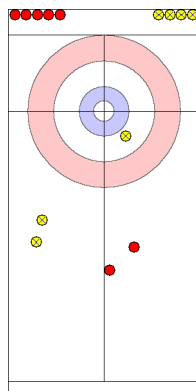
Time remaining: 7:26

Denmark	Round 8	All
4 S BIDSTRUP Lene	64 %	63 %
3 SLOTSAGER Susanne	68 %	73 %
2 KRAUSE Malene	71 %	75 %
1 LUND NIELSEN Avijaja	70 %	77 %
A RICHARDSON Lisa	- %	83 %
Team Total	68 %	72 %

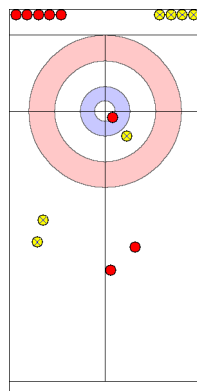
Time remaining: 4:24

#### Most Important Shot:

Norwegian Skip NORDBY D played a delicate draw around a guard to the four foot to count one and take control of the game.



Before



After

End: 6  
 Team: Norway  
 Player: NORDBY D  
 Stone: Fourth, 2nd stone  
 Task: Draw  
 Handle: In-turn  
 Points: 100%

● : Norway  
 ● : Denmark

#### LEGEND

LSFE (\*) indicates last stone advantage in the first end



### GAME RESULTS / RÉSULTATS DE LA PARTIE

WOMEN'S ROUND ROBIN - SESSION 10 - SHEET C  
 DAMES, PHASE PRÉLIMINAIRE - 10E SESSION - PISTE C

THE ICE SHEET AT OGDEN SUN 17 FEB 2002 / DIM 17 FEV 2002 START TIME / DEBUT 14:00

Sheet	Round	Team	NOC	LSFE	1	2	3	4	5	6	7	8	9	10	Extra Ends	Total
C	8	Russian Federation	RUS	*	1	0	1	0	1	0	1	1	0	1		6
	8	Japan	JPN		0	2	0	2	0	2	0	0	1	0		7

Russian Federation		Round 8	All
4 S	JARKOVA Olga	69 %	67 %
3	EZEKH Nkeirouka	71 %	75 %
2	NEKRASSOVA Iana	73 %	71 %
1	SKOULTAN Anastassia	88 %	71 %
A	TIOUVAEVA Anjela	- %	- %
Team Total		75 %	71 %

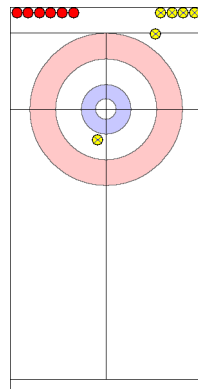
Time remaining: 7:23

Japan		Round 8	All
4 S	KATOH Akiko	80 %	61 %
3	HAYASHI Yumie	85 %	68 %
2	ONODERA Ayumi	95 %	72 %
1	KONAKA Mika	95 %	83 %
A	ISHIZAKI Kotomi	- %	- %
Team Total		89 %	71 %

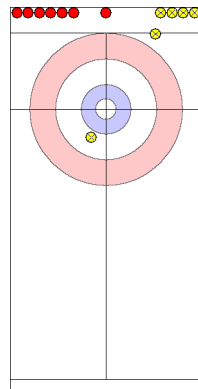
Time remaining: 9:30

#### Most Important Shot:

JARKOVA O misses an open Take-Out and gives Japan the opportunity to score 2.



Before



After

End: 6  
 Team: Russian Federation  
 Player: JARKOVA O  
 Stone: Fourth, 1st stone  
 Task: Take-Out  
 Handle: In-turn  
 Points: 0%

● : Russian Federation  
 ● : Japan

#### LEGEND

LSFE (\*) indicates last stone advantage in the first end



## GAME RESULTS / RÉSULTATS DE LA PARTIE

WOMEN'S ROUND ROBIN - SESSION 10 - SHEET D  
 DAMES, PHASE PRÉLIMINAIRE - 10E SESSION - PISTE D

THE ICE SHEET AT OGDEN SUN 17 FEB 2002 / DIM 17 FEV 2002 START TIME / DEBUT 14:00

Sheet	Round	Team	NOC	LSFE	1	2	3	4	5	6	7	8	9	10	Extra Ends	Total
D	8	Great Britain	GBR	*	1	0	0	1	0	2	0	0	1	0		5
	8	United States of America	USA		0	1	0	0	1	0	1	0	0	2	1	6

Great Britain		Round 8	All
4 S	MARTIN Rhona	79 %	74 %
3	KNOX Debbie	80 %	74 %
2	MacDONALD Fiona	68 %	75 %
1	MORTON Margaret	50 %	50 %
A	RANKIN Janice	73 %	78 %
Team Total		74 %	75 %

United States of America		Round 8	All
4 S	ERICKSON Kari	76 %	70 %
3	McCORMICK Debbie	60 %	71 %
2	LIAPIS Stacey	72 %	79 %
1	SWISSHELM Ann	84 %	80 %
A	COTTEN Joni	- %	83 %
Team Total		73 %	75 %

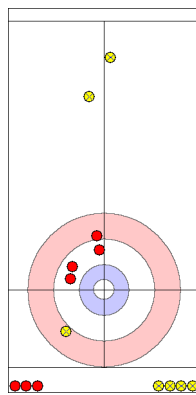
Time remaining: 4:49  
 1:49 (after extra end)

Time remaining: 2:25  
 2:15 (after extra end)

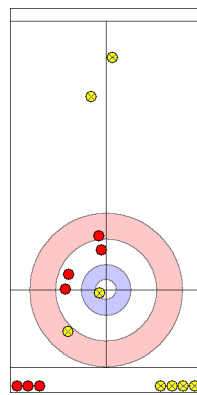
RANKIN J replaced MORTON M at beginning of 2nd end

### Most Important Shot:

US Skip ERICKSON K wicked off the Great Britain stones to place her stone behind cover, leaving British Skip MARTIN R with a very difficult last stone.



Before



After

End: 11  
 Team: USA  
 Player: ERICKSON K  
 Stone: Fourth, 2nd stone  
 Task: Wick/Softpeeling  
 Handle: Out-turn  
 Points: 125% (bonus)

● : Great Britain  
 ● : USA

### LEGEND

LSFE (\*) indicates last stone advantage in the first end



### GAME RESULTS / RÉSULTATS DE LA PARTIE

WOMEN'S ROUND ROBIN - SESSION 11 - SHEET B  
 DAMES, PHASE PRÉLIMINAIRE - 11E SESSION - PISTE B

THE ICE SHEET AT OGDEN MON 18 FEB 2002 / LUN 18 FEV 2002 START TIME / DEBUT 9:00

Sheet	Round	Team	NOC	LSFE	1	2	3	4	5	6	7	8	9	10	Extra Ends	Total
B	9	Great Britain	GBR		0	1	0	2	0	0	1	0	1	0		5
	8	Germany	GER	*	0	0	2	0	1	1	0	2	0	1		7

Great Britain		Round 9	All
4 S	MARTIN Rhona	66 %	74 %
3	KNOX Debbie	84 %	75 %
2	MacDONALD Fiona	65 %	73 %
1	RANKIN Janice	88 %	79 %
A	MORTON Margaret	- %	50 %
Team Total		76 %	75 %

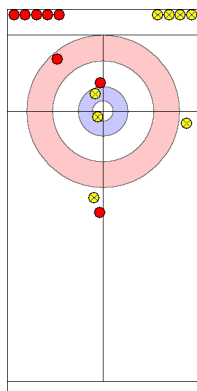
Time remaining: 7:54

Germany		Round 8	All
4 S	NESSLER Natalie	80 %	71 %
3	BELKOFER Sabine	74 %	70 %
2	WIELAENDER Heike	74 %	75 %
1	FISCHER Karin	71 %	77 %
A	STOCK Andrea	- %	77 %
Team Total		75 %	73 %

Time remaining: 7:36

#### Most Important Shot:

The German skip NESSLER N made a raise take out to score 2 and take control of the game.



End: 8  
 Team: Germany  
 Player: NESSLER N  
 Stone: Fourth, 2nd stone  
 Task: Raise  
 Handle: Out-turn  
 Points: 100%

● : Great Britain  
 ● : Germany

Before

After

#### LEGEND

LSFE (\*) indicates last stone advantage in the first end



## GAME RESULTS / RÉSULTATS DE LA PARTIE

WOMEN'S ROUND ROBIN - SESSION 11 - SHEET C  
 DAMES, PHASE PRÉLIMINAIRE - 11E SESSION - PISTE C

THE ICE SHEET AT OGDEN MON 18 FEB 2002 / LUN 18 FEV 2002 START TIME / DEBUT 9:00

Sheet	Round	Team	NOC	LSFE	1	2	3	4	5	6	7	8	9	10	Extra Ends	Total
C	9	Norway	NOR		1	0	0	0	1	0	0	-	-	-		2
	9	United States of America	USA	*	0	2	1	3	0	4	1	-	-	-		11

Norway	Round 9	All
4 S NORDBY Dordi	48 %	65 %
3 WOODS Hanne	66 %	76 %
2 HASLUM Marianne	63 %	78 %
1 HOLTH Camilla	66 %	75 %
A LOEVSETH Kristin Toesse	- %	- %
Team Total	61 %	74 %

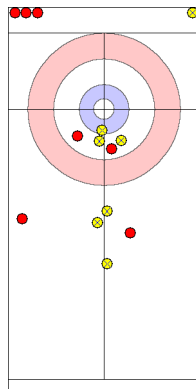
Time remaining: 25:43

United States of America	Round 9	All
4 S ERICKSON Kari	84 %	71 %
3 McCORMICK Debbie	89 %	72 %
2 LIAPIS Stacey	89 %	80 %
1 SWISSELM Ann	90 %	81 %
A COTTEN Joni	- %	83 %
Team Total	88 %	76 %

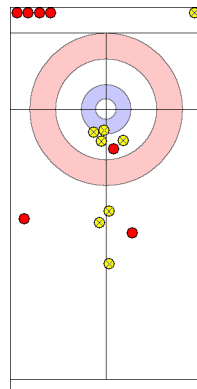
Time remaining: 26:06

### Most Important Shot:

USA Skip ERICKSON K hit and rolled in to count 4 forcing the Norwegian skip NORDBY D to play a very difficult Promotion Take-Out.



Before



After

End: 4  
 Team: USA  
 Player: ERICKSON K  
 Stone: Fourth, 2nd stone  
 Task: Hit and Roll  
 Handle: In-turn  
 Points: 100%

● : Norway  
 ● : USA

### LEGEND

LSFE (\*) indicates last stone advantage in the first end

"-" indicates an unplayed end due to concession



### GAME RESULTS / RÉSULTATS DE LA PARTIE

WOMEN'S ROUND ROBIN - SESSION 11 - SHEET D  
 DAMES, PHASE PRÉLIMINAIRE - 11E SESSION - PISTE D

THE ICE SHEET AT OGDEN MON 18 FEB 2002 / LUN 18 FEV 2002 START TIME / DEBUT 9:00

Sheet	Round	Team	NOC	LSFE	1	2	3	4	5	6	7	8	9	10	Extra Ends	Total
D	8	Switzerland	SUI	*	1	0	2	0	1	0	2	1	0	0		7
	9	Canada	CAN		0	1	0	1	0	1	0	0	2	1		6

Switzerland		Round 8	All
4 S	EBNOETHER Luzia	89 %	68 %
3	OTT Mirjam	86 %	72 %
2	FREI Tanya	94 %	80 %
1	ROETHLISBERGER Nadia	100 %	100 %
A	BIDAUD Laurence	76 %	84 %
Team Total		87 %	76 %

Canada		Round 9	All
4 S	LAW Kelley	60 %	75 %
3	SKINNER Julie	84 %	76 %
2	WHEATCROFT Georgina	84 %	82 %
1	NELSON Diane	83 %	76 %
A	NOBLE Cheryl	- %	50 %
Team Total		78 %	77 %

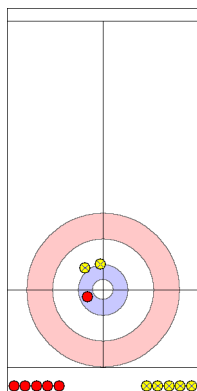
Time remaining: 9:25

Time remaining: 7:09

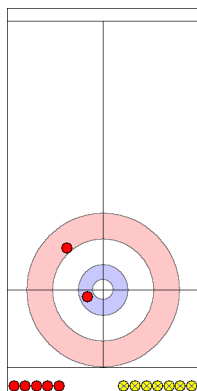
BIDAUD L replaced ROETHLISBERGER N at beginning of 2nd end

#### Most Important Shot:

Swiss skip EBNOETHER L made a Double Take-Out on first stone that enabled her to score 2 with her final stone.



Before



After

End: 7  
 Team: Switzerland  
 Player: EBNOETHER L  
 Stone: Fourth, 1st stone  
 Task: Double Take-Out  
 Handle: Out-turn  
 Points: 100%

● : Switzerland  
 ● : Canada

#### LEGEND

LSFE (\*) indicates last stone advantage in the first end



## GAME RESULTS / RÉSULTATS DE LA PARTIE

WOMEN'S ROUND ROBIN - SESSION 12 - SHEET A  
 DAMES, PHASE PRÉLIMINAIRE - 12E SESSION - PISTE A

THE ICE SHEET AT OGDEN MON 18 FEB 2002 / LUN 18 FEV 2002 START TIME / DEBUT 19:00

Sheet	Round	Team	NOC	LSFE	1	2	3	4	5	6	7	8	9	10	Extra Ends	Total
A	9	Sweden	SWE		2	0	0	4	0	1	0	0	2	0		9
	9	Russian Federation	RUS	*	0	0	1	0	1	0	2	1	0	1		6

Sweden	Round 9	All
4 S GUSTAFSON Elisabet	80 %	77 %
3 NYBERG Katarina	86 %	76 %
2 MARMONT Louise	80 %	77 %
1 PERSSON Elisabeth	63 %	76 %
A BERTRUP Christina	- %	89 %
Team Total	78 %	77 %

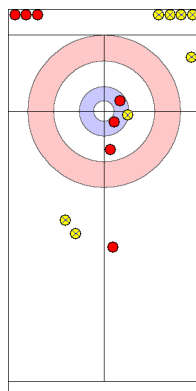
Time remaining: 9:32

Russian Federation	Round 9	All
4 S JARKOVA Olga	63 %	67 %
3 EZEKH Nkeirouka	60 %	73 %
2 NEKRASSOVA Iana	68 %	70 %
1 SKOULTAN Anastassia	75 %	72 %
A TIOUVAEVA Anjela	- %	- %
Team Total	66 %	70 %

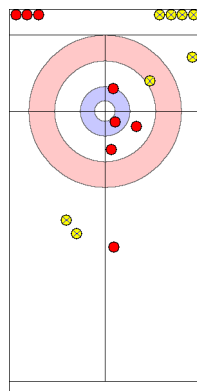
Time remaining: 1:32

### Most Important Shot:

After a well fought end, the Swedish skip GUSTAFSON E tapped back a Russian stone to score four and take control of the game.



Before



After

End: 4  
 Team: Sweden  
 Player: GUSTAFSON E  
 Stone: Fourth, 2nd stone  
 Task: Raise  
 Handle: Out-turn  
 Points: 100%

● : Sweden  
 ● : Russian Federation

### LEGEND

LSFE (\*) indicates last stone advantage in the first end



## GAME RESULTS / RÉSULTATS DE LA PARTIE

WOMEN'S ROUND ROBIN - SESSION 12 - SHEET C  
DAMES, PHASE PRÉLIMINAIRE - 12E SESSION - PISTE C

THE ICE SHEET AT OGDEN MON 18 FEB 2002 / LUN 18 FEV 2002 START TIME / DEBUT 19:00

Sheet	Round	Team	NOC	LSFE	1	2	3	4	5	6	7	8	9	10	Extra Ends	Total
C	9	Germany	GER		0	1	0	0	0	2	0	1	0	-		4
	9	Switzerland	SUI	*	2	0	0	1	2	0	1	0	4	-		10

Germany		Round 9	All
4 S	NESSLER Natalie	69 %	71 %
3	BELKOFER Sabine	61 %	69 %
2	WIELAENDER Heike	75 %	75 %
1	FISCHER Karin	71 %	76 %
A	STOCK Andrea	- %	77 %
Team Total		69 %	73 %

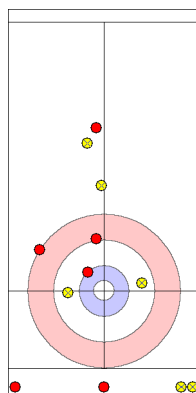
Time remaining: 9:06

Switzerland		Round 9	All
4 S	EBNOETHER Luzia	74 %	69 %
3	OTT Mirjam	88 %	74 %
2	FREI Tanya	92 %	81 %
1	BIDAUD Laurence	83 %	84 %
A	ROETHLISBERGER Nadia	- %	100 %
Team Total		84 %	77 %

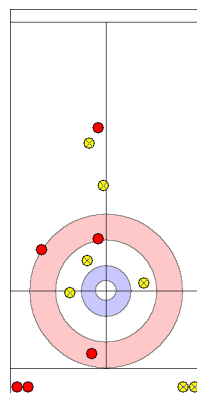
Time remaining: 14:31

### Most Important Shot:

The Swiss Skip EBNOETHER L made a delicate raise on the German shot rock to lie three. Switzerland ended up stealing two points in this end, set up by this shot.



Before



After

End: 5  
Team: Switzerland  
Player: EBNOETHER L  
Stone: Fourth, 1st stone  
Task: Raise  
Handle: Out-turn  
Points: 100%

● : Germany  
● : Switzerland

### LEGEND

LSFE (\*) indicates last stone advantage in the first end

"-" indicates an unplayed end due to concession





### GAME RESULTS / RÉSULTATS DE LA PARTIE

WOMEN'S ROUND ROBIN - SESSION 12 - SHEET D  
 DAMES, PHASE PRÉLIMINAIRE - 12E SESSION - PISTE D

THE ICE SHEET AT OGDEN MON 18 FEB 2002 / LUN 18 FEV 2002 START TIME / DEBUT 19:00

Sheet	Round	Team	NOC	LSFE	1	2	3	4	5	6	7	8	9	10	Extra Ends	Total
D	9	Denmark	DEN		0	2	0	0	1	0	2	0	0	0		5
	9	Japan	JPN	*	2	0	0	2	0	1	0	0	0	1		6

Denmark		Round 9	All
4 S	BIDSTRUP Lene	69 %	63 %
3	SLOTSAGER Susanne	76 %	73 %
2	KRAUSE Malene	70 %	75 %
1	LUND NIELSEN Avijaja	91 %	79 %
A	RICHARDSON Lisa	- %	83 %
Team Total		77 %	73 %

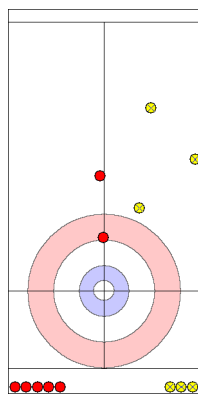
Time remaining: 11:24

Japan		Round 9	All
4 S	KATOH Akiko	85 %	63 %
3	HAYASHI Yumie	91 %	71 %
2	ONODERA Ayumi	79 %	73 %
1	KONAKA Mika	78 %	82 %
A	ISHIZAKI Kotomi	- %	- %
Team Total		83 %	72 %

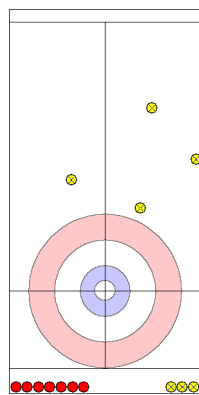
Time remaining: 15:28

#### Most Important Shot:

Japanese Skip KATOH A played a nice Double Take-Out to prevent Denmark from stealing a point.



Before



After

End: 9  
 Team: Japan  
 Player: KATOH A  
 Stone: Fourth, 1st stone  
 Task: Double Take-Out  
 Handle: In-turn  
 Points: 100%

● : Denmark  
 ● : Japan

#### LEGEND

LSFE (\*) indicates last stone advantage in the first end



## COMPETITION SUMMARY / RÉSUMÉ DE LA COMPÉTITION

AFTER WOMEN'S ROUND ROBIN SESSION 12  
DAMES, APRÈS PHASE PRÉLIMINAIRE - 12E SESSION

THE ICE SHEET AT OGDEN AS OF MON 18 FEB 2002 / EN DATE DU LUN 18 FEV 2002

Session	Date	Time	Sheet A	Sheet B	Sheet C	Sheet D
Session 1	11 Feb	14:00	SWE - CAN 4 : 5	GBR - NOR 10 : 6	SUI - DEN 9 : 8	RUS - GER 5 : 8
Session 2	12 Feb	09:00	JPN - USA 7 : 8	SUI - RUS 7 : 6	SWE - GBR 7 : 4	CAN - NOR 6 : 5
Session 3	12 Feb	19:00	DEN - GER 5 : 9	SWE - USA 5 : 6	CAN - RUS 7 : 6	GBR - JPN 9 : 1
Session 4	13 Feb	14:00	USA - CAN 4 : 6	GER - JPN 5 : 3	NOR - SUI 5 : 7	SWE - DEN 9 : 11
Session 5	14 Feb	09:00	GER - NOR 5 : 10	RUS - GBR 5 : 8	DEN - USA 9 : 4	JPN - SUI 7 : 8
Session 6	14 Feb	19:00	RUS - DEN 7 : 5	USA - SUI 6 : 7	SWE - NOR 10 : 3	CAN - GBR 9 : 4
Session 7	15 Feb	14:00	GBR - SUI 7 : 4	JPN - SWE 7 : 8	GER - CAN 4 : 8	NOR - RUS 5 : 4
Session 8	16 Feb	09:00	CAN - JPN 9 : 4	RUS - USA 4 : 11	GBR - DEN 8 : 6	GER - SWE 7 : 5
Session 9	16 Feb	19:00	USA - GER 7 : 6	CAN - DEN 9 : 4	SUI - SWE 7 : 8	JPN - NOR 5 : 8
Session 10	17 Feb	14:00	NOR - DEN 9 : 4		RUS - JPN 6 : 7	GBR - USA 5 : 6
Session 11	18 Feb	09:00		GBR - GER 5 : 7	NOR - USA 2 : 11	SUI - CAN 7 : 6
Session 12	18 Feb	19:00	SWE - RUS 9 : 6		GER - SUI 4 : 10	DEN - JPN 5 : 6
Tie-breaker 1	19 Feb	09:00			SWE - GBR	
Tie-breaker 2	19 Feb	14:00		GER		
Semifinal	20 Feb	09:00		SUI - USA		CAN

### Standings After Round Robin

Rank	Team	NOC	Games	Wins	Losses	
1	Canada	CAN	9	8	1	Q
2	Switzerland	SUI	9	7	2	Q
3	United States of America	USA	9	6	3	Q
4 (a)	Germany	GER	9	5	4	TB
4 (b)	Sweden	SWE	9	5	4	TB
4 (c)	Great Britain	GBR	9	5	4	TB
7	Norway	NOR	9	4	5	
8 (a)	Japan	JPN	9	2	7	
8 (b)	Denmark	DEN	9	2	7	
10	Russian Federation	RUS	9	1	8	

#### LEGEND

"(a), (b) ..." indicates ranking determined by record of games

"Q" indicates a team qualified for semifinals

"TB" indicates a team qualified for tie-breaker

Tie-breakers: SWE vs GBR at 09:00 (sheet C), winner plays GER at 14:00 (sheet B)



## SCORING ANALYSIS / ANALYSE DES POINTS MARQUÉS

AFTER WOMEN'S ROUND ROBIN SESSION 12  
DAMES, APRÈS PHASE PRÉLIMINAIRE - 12E SESSION

THE ICE SHEET AT OGDEN AS OF MON 18 FEB 2002 / EN DATE DU LUN 18 FEV 2002

Team	NOC	Games		Stolen Ends	Points Scored						Total
					0	1	2	3	4	>4	
Canada	CAN	9	For	10	7	18	17	3	1	0	65
			Against	7	7	26	8	0	0	0	42
Denmark	DEN	9	For	9	1	26	12	1	1	0	57
			Against	12	6	23	17	3	1	0	70
Germany	GER	9	For	9	10	25	10	2	1	0	55
			Against	9	2	24	12	2	1	0	58
Great Britain	GBR	9	For	8	4	21	15	3	0	0	60
			Against	8	2	31	10	0	0	0	51
Japan	JPN	9	For	6	6	23	9	2	0	0	47
			Against	16	3	27	13	3	1	0	66
Norway	NOR	9	For	13	5	26	7	3	1	0	53
			Against	14	4	22	12	4	1	0	62
Russian Federation	RUS	9	For	7	7	30	8	1	0	0	49
			Against	10	6	22	12	3	3	0	67
Sweden	SWE	9	For	13	5	24	14	3	1	0	65
			Against	6	8	21	9	3	2	0	56
Switzerland	SUI	9	For	11	3	26	13	2	2	0	66
			Against	9	7	26	11	3	0	0	57
United States of America	USA	9	For	14	3	28	9	3	2	0	63
			Against	9	6	25	10	2	0	0	51
Total		45		100	51	247	114	23	9	0	580

### NOTE

Stolen ends are defined as ends won without the last stone advantage

### LEGEND

">4" indicates more than four points scored



## CUMULATIVE PERCENTAGE BY POSITION / POURCENTAGE CUMULÉ PAR POSTE

AFTER WOMEN'S ROUND ROBIN SESSION 12  
DAMES, APRÈS PHASE PRÉLIMINAIRE - 12E SESSION

THE ICE SHEET AT OGDEN AS OF MON 18 FEB 2002 / EN DATE DU LUN 18 FEV 2002

Fourth	Round -->	1	2	3	4	5	6	7	8	9	AVG
1 GUSTAFSON Elisabet	SWE	68	84	73	73	81	83	79	76	80	77
2 LAW Kelley	CAN	79	80	85	69	89	75	68	67	60	75
3 MARTIN Rhona	GBR	70	72	80	76	52	72	92	79	66	74
4 ERICKSON Kari	USA	70	80	74	50	73	75	58	76	84	71
5 NESSLER Natalie	GER	72	85	75	63	49	78	63	80	69	71
6 EBNOETHER Luzia	SUI	61	59	73	80	65	55	68	89	74	69
7 JARKOVA Olga	RUS	58	66	65	70	76	78	55	69	63	67
8 NORDBY Dordi	NOR	56	66	63	70	47	82	75	72	48	65
9 BIDSTRUP Lene	DEN	63	70	74	60	65	51	53	64	69	63
10 KATOH Akiko	JPN	58	43	49	69	70	46	63	80	85	63

Thirds	Round -->	1	2	3	4	5	6	7	8	9	AVG
1 NYBERG Katarina	SWE	70	81	78	66	89	75	61	77	86	76
2 SKINNER Julie	CAN	86	80	80	80	63	79	61	71	84	76
3 WOODS Hanne	NOR	76	79	64	79	69	81	83	85	66	76
4 KNOX Debbie	GBR	65	78	89	73	64	73	75	80	84	75
5 OTT Mirjam	SUI	75	80	73	73	40	83	69	86	88	74
6 EZEKH Nkeirouka	RUS	55	71	81	83	84	83	71	71	60	73
7 SLOTSAGER Susanne	DEN	78	50	84	90	84	71	59	68	76	73
8 McCORMICK Debbie	USA	73	76	75	80	66	64	75	60	89	72
9 HAYASHI Yumie	JPN	65	52	55	73	80	63	69	85	91	71
10 BELKOFER Sabine	GER	61	75	85	71	62	69	64	74	61	69

Seconds	Round -->	1	2	3	4	5	6	7	8	9	AVG
1 WHEATCROFT Georgina	CAN	90	84	(2) 82	85	89	74	72	79	84	82
2 FREI Tanya	SUI	81	79	79	76	83	73	80	94	92	81
3 LIAPIS Stacey	USA	75	90	84	83	79	88	65	72	89	80
4 HASLUM Marianne	NOR	85	84	70	90	80	79	68	79	63	78
5 MARMONT Louise	SWE	63	79	78	59	84	90	79	78	80	77
6 KRAUSE Malene	DEN	74	79	78	84	80	68	69	71	70	75
7 WIELAENDER Heike	GER	66	76	83	69	70	79	81	74	75	75
8 MacDONALD Fiona	GBR	63	83	96	79	69	63	83	68	65	73
9 ONODERA Ayumi	JPN	81	68	73	58	69	54	78	95	79	73
10 NEKRASSOVA Iana	RUS	59	69	73	65	76	75	76	73	68	70



## CUMULATIVE PERCENTAGE BY POSITION / POURCENTAGE CUMULÉ PAR POSTE

AFTER WOMEN'S ROUND ROBIN SESSION 12  
DAMES, APRÈS PHASE PRÉLIMINAIRE - 12E SESSION

THE ICE SHEET AT OGDEN AS OF MON 18 FEB 2002 / EN DATE DU LUN 18 FEV 2002

Leads	Round -->	1	2	3	4	5	6	7	8	9	AVG
1 BIDAUD Laurence	SUI	80	79	86	84	89	94	88	(1) 76	83	84
2 KONAKA Mika	JPN	73	73	81	79	86	82	89	95	78	82
3 SWISSHELM Ann	USA	83	75	89	90	69	61	81	84	90	81
4 LUND NIELSEN Avijaja	DEN	73	68	88	82	78	84		70	91	79
5 RANKIN Janice	GBR	71	78	80	79	91	80	75	(1) 73	88	79
6 STOCK Andrea	GER	73	76		81		79				77
7 NELSON Diane	CAN	75	71	83	70	81	79	82	66	83	76
8 PERSSON Elisabeth	SWE	76	80		76	60	91	81	74	63	76
9 HOLTH Camilla	NOR	64	71	66	83	73	84	76	87	66	75
10 SKOULTAN Anastassia	RUS	68	59	70	69	66	79	74	88	75	72

Alternates	Round -->	1	2	3	4	5	6	7	8	9	AVG
1 ROETHLISBERGER Nadia	SUI								(1) 100		100
2 BERTRUP Christina	SWE			(1) 89							89
3 COTTEN Joni	USA						(1) 83				83
4 RICHARDSON Lisa	DEN							(1) 83			83
5 FISCHER Karin	GER			(1) 83		(1) 74		(1) 80	(1) 71	(1) 71	76
6 MORTON Margaret	GBR								(1) 50		50
7 NOBLE Cheryl	CAN			(2) 50							50

Teams	Round -->	1	2	3	4	5	6	7	8	9	AVG
1 Canada	CAN	83	79	82	76	80	77	71	71	78	77
2 Switzerland	SUI	74	74	78	78	69	76	76	87	84	77
3 Sweden	SWE	69	81	79	68	79	85	75	76	78	77
4 United States of America	USA	75	80	80	76	72	73	70	73	88	76
5 Great Britain	GBR	67	78	87	77	69	72	81	74	76	75
6 Norway	NOR	71	75	66	80	67	81	75	81	61	74
7 Denmark	DEN	72	66	81	79	77	69	66	68	77	73
8 Germany	GER	68	78	81	71	64	76	72	75	69	73
9 Japan	JPN	69	59	65	69	76	61	75	89	83	72
10 Russian Federation	RUS	60	66	72	72	76	78	69	75	66	70

### LEGEND

(1) = Played Lead

(2) = Played Second

(3) = Played Third

(4) = Played Fourth



**CUMULATIVE PLAYER STATISTICS BY TEAM  
STATISTIQUES CUMULÉES DES JOUEURS PAR ÉQUIPE**

WOMEN  
DAMES

THE ICE SHEET AT OGDEN AS OF MON 18 FEB 2002 / EN DATE DU LUN 18 FEV 2002

**Canada (after Round 9)**

LAW Kelley		Skip		Right-handed		
Type	In-turn	%	Out-turn	%	Total	%
Draw	32	76	20	65	52	72
Front	0	-	0	-	0	-
Guard	8	66	3	100	11	75
Raise	7	86	8	88	15	87
Wick / Soft Peeling	1	0	0	-	1	0
Freeze	0	-	1	0	1	0
Take-Out	36	83	16	72	52	80
Hit and Roll	4	75	1	100	5	80
Clearing	11	82	4	50	15	73
Double Take-Out	5	50	3	75	8	59
Promotion Take-out	4	100	2	0	6	67
not considered	0	-	2	-	2	-
All Draws	48	74	32	72	80	73
All Take-Outs	60	81	26	64	86	76
Total	108	78	58	69	166	75

NELSON Diane		Lead		Right-handed		
Type	In-turn	%	Out-turn	%	Total	%
Draw	27	70	56	79	83	77
Front	11	73	14	98	25	87
Guard	0	-	1	100	1	100
Raise	3	50	4	56	7	54
Wick / Soft Peeling	1	0	5	55	6	46
Freeze	0	-	0	-	0	-
Take-Out	23	78	13	79	36	78
Hit and Roll	1	75	2	75	3	75
Clearing	3	100	2	50	5	80
Double Take-Out	0	-	1	50	1	50
Promotion Take-out	0	-	0	-	0	-
not considered	1	-	6	-	7	-
All Draws	42	68	80	80	122	76
All Take-Outs	27	81	18	74	45	78
Total	69	73	98	79	167	76

SKINNER Julie		Third		Right-handed		
Type	In-turn	%	Out-turn	%	Total	%
Draw	18	67	23	68	41	68
Front	0	-	1	100	1	100
Guard	5	80	4	94	9	86
Raise	8	72	1	50	9	69
Wick / Soft Peeling	1	0	0	-	1	0
Freeze	0	-	0	-	0	-
Take-Out	37	85	17	84	54	85
Hit and Roll	5	80	10	70	15	73
Clearing	15	78	14	75	29	77
Double Take-Out	10	68	3	92	13	73
Promotion Take-out	2	88	0	-	2	88
not considered	0	-	0	-	0	-
All Draws	32	68	29	72	61	70
All Take-Outs	69	81	44	78	113	80
Total	101	77	73	76	174	76

NOBLE Cheryl		Alternate		Right-handed		
Type	In-turn	%	Out-turn	%	Total	%
Draw	0	-	0	-	0	-
Front	0	-	0	-	0	-
Guard	0	-	0	-	0	-
Raise	0	-	0	-	0	-
Wick / Soft Peeling	0	-	0	-	0	-
Freeze	0	-	0	-	0	-
Take-Out	2	50	0	-	2	50
Hit and Roll	0	-	0	-	0	-
Clearing	0	-	0	-	0	-
Double Take-Out	0	-	0	-	0	-
Promotion Take-out	0	-	0	-	0	-
not considered	0	-	0	-	0	-
All Draws	0	-	0	-	0	-
All Take-Outs	2	50	0	-	2	50
Total	2	50	0	-	2	50

WHEATCROFT Georgina		Second		Right-handed		
Type	In-turn	%	Out-turn	%	Total	%
Draw	14	61	16	63	30	62
Front	2	100	2	100	4	100
Guard	3	67	4	81	7	75
Raise	3	67	6	83	9	78
Wick / Soft Peeling	0	-	0	-	0	-
Freeze	0	-	0	-	0	-
Take-Out	27	94	15	77	42	88
Hit and Roll	13	77	7	75	20	76
Clearing	29	95	23	83	52	89
Double Take-Out	3	100	4	88	7	93
Promotion Take-out	0	-	1	100	1	100
not considered	0	-	0	-	0	-
All Draws	22	66	28	72	50	70
All Take-Outs	72	92	50	81	122	87
Total	94	86	78	78	172	82

Team Canada						
Type	In-turn	%	Out-turn	%	Total	%
Draw	91	70	115	72	206	71
Front	13	77	17	99	30	89
Guard	16	70	12	92	28	79
Raise	21	73	19	78	40	75
Wick / Soft Peeling	3	0	5	55	8	34
Freeze	0	-	1	0	1	0
Take-Out	125	85	61	78	186	83
Hit and Roll	23	77	20	74	43	76
Clearing	58	88	43	76	101	83
Double Take-Out	18	68	11	82	29	73
Promotion Take-out	6	96	3	33	9	75
not considered	1	-	8	-	9	-
All Draws	144	70	169	76	313	73
All Take-Outs	230	84	138	76	368	81
Total	374	78	307	76	681	77



## CUMULATIVE PLAYER STATISTICS BY TEAM STATISTIQUES CUMULÉES DES JOUEURS PAR ÉQUIPE

WOMEN  
DAMES

THE ICE SHEET AT OGDEN AS OF MON 18 FEB 2002 / EN DATE DU LUN 18 FEV 2002

### Denmark (after Round 9)

BIDSTRUP Lene		Skip		Right-handed		
Type	In-turn	%	Out-turn	%	Total	%
Draw	22	53	30	78	52	68
Front	0	-	1	100	1	100
Guard	9	50	7	93	16	69
Raise	1	0	11	34	12	31
Wick / Soft Peeling	2	75	2	50	4	63
Freeze	0	-	2	13	2	13
Take-Out	12	73	29	75	41	74
Hit and Roll	9	58	18	61	27	60
Clearing	1	100	3	50	4	63
Double Take-Out	3	67	8	50	11	55
Promotion Take-out	1	0	3	33	4	25
not considered	0	-	0	-	0	-
All Draws	34	52	53	68	87	62
All Take-Outs	26	65	61	64	87	65
Total	60	58	114	66	174	63

LUND NIELSEN Avijaja		Lead		Right-handed		
Type	In-turn	%	Out-turn	%	Total	%
Draw	8	44	41	80	49	74
Front	14	95	48	88	62	90
Guard	1	50	2	100	3	83
Raise	1	50	1	100	2	75
Wick / Soft Peeling	0	-	2	0	2	0
Freeze	0	-	1	100	1	100
Take-Out	11	77	25	72	36	74
Hit and Roll	0	-	2	88	2	88
Clearing	2	38	0	-	2	38
Double Take-Out	0	-	2	50	2	50
Promotion Take-out	0	-	0	-	0	-
not considered	0	-	1	-	1	-
All Draws	24	74	95	83	119	82
All Take-Outs	13	71	29	72	42	71
Total	37	73	124	81	161	79

SLOTSAGER Susanne		Third		Right-handed		
Type	In-turn	%	Out-turn	%	Total	%
Draw	28	65	28	61	56	63
Front	0	-	2	100	2	100
Guard	12	88	23	85	35	86
Raise	2	50	2	75	4	63
Wick / Soft Peeling	0	-	0	-	0	-
Freeze	2	25	1	0	3	17
Take-Out	27	85	25	74	52	80
Hit and Roll	4	94	7	57	11	70
Clearing	3	83	5	100	8	94
Double Take-Out	1	50	8	69	9	67
Promotion Take-out	0	-	1	0	1	0
not considered	0	-	0	-	0	-
All Draws	44	69	56	71	100	70
All Take-Outs	35	85	46	72	81	77
Total	79	76	102	72	181	73

RICHARDSON Lisa		Alternate		Right-handed		
Type	In-turn	%	Out-turn	%	Total	%
Draw	4	44	1	100	5	55
Front	5	95	7	100	12	98
Guard	0	-	0	-	0	-
Raise	0	-	0	-	0	-
Wick / Soft Peeling	0	-	0	-	0	-
Freeze	0	-	0	-	0	-
Take-Out	1	50	1	50	2	50
Hit and Roll	0	-	1	100	1	100
Clearing	0	-	0	-	0	-
Double Take-Out	0	-	0	-	0	-
Promotion Take-out	0	-	0	-	0	-
not considered	0	-	0	-	0	-
All Draws	9	72	8	100	17	85
All Take-Outs	1	50	2	75	3	67
Total	10	70	10	95	20	83

KRAUSE Malene		Second		Right-handed		
Type	In-turn	%	Out-turn	%	Total	%
Draw	33	60	26	73	59	66
Front	5	95	8	100	13	98
Guard	3	92	7	64	10	73
Raise	0	-	3	75	3	75
Wick / Soft Peeling	0	-	1	75	1	75
Freeze	0	-	0	-	0	-
Take-Out	21	68	34	91	55	82
Hit and Roll	3	33	12	79	15	70
Clearing	6	83	6	92	12	88
Double Take-Out	1	100	8	66	9	69
Promotion Take-out	2	13	3	42	5	30
not considered	0	-	0	-	0	-
All Draws	41	66	45	77	86	72
All Take-Outs	33	65	63	83	96	77
Total	74	66	108	81	182	75

Team Denmark						
Type	In-turn	%	Out-turn	%	Total	%
Draw	95	58	126	74	221	67
Front	24	95	66	91	90	92
Guard	25	73	39	83	64	79
Raise	4	38	17	50	21	48
Wick / Soft Peeling	2	75	5	35	7	46
Freeze	2	25	4	31	6	29
Take-Out	72	76	114	79	186	78
Hit and Roll	16	63	40	68	56	67
Clearing	12	77	14	86	26	82
Double Take-Out	5	70	26	61	31	62
Promotion Take-out	3	8	7	32	10	25
not considered	0	-	1	-	1	-
All Draws	152	65	257	77	409	73
All Take-Outs	108	72	201	73	309	73
Total	260	68	458	75	718	73



## CUMULATIVE PLAYER STATISTICS BY TEAM STATISTIQUES CUMULÉES DES JOUEURS PAR ÉQUIPE

WOMEN  
DAMES

THE ICE SHEET AT OGDEN AS OF MON 18 FEB 2002 / EN DATE DU LUN 18 FEV 2002

### Germany (after Round 9)

#### NESSLER Natalie

Type	Skip		Right-handed		Total	
	In-turn	%	Out-turn	%	Total	%
Draw	25	60	26	75	51	68
Front	0	-	0	-	0	-
Guard	5	90	6	75	11	82
Raise	5	40	12	60	17	54
Wick / Soft Peeling	0	-	0	-	0	-
Freeze	2	13	0	-	2	13
Take-Out	25	84	20	93	45	88
Hit and Roll	3	58	8	72	11	68
Clearing	9	78	5	100	14	86
Double Take-Out	5	50	8	56	13	54
Promotion Take-out not considered	1	0	3	0	4	0
All Draws	37	59	44	71	81	65
All Take-Outs	43	75	44	77	87	76
Total	80	68	88	74	168	71

#### STOCK Andrea

Type	Lead		Right-handed		Total	
	In-turn	%	Out-turn	%	Total	%
Draw	13	71	15	80	28	76
Front	8	91	5	80	13	87
Guard	0	-	1	100	1	100
Raise	1	100	1	100	2	100
Wick / Soft Peeling	0	-	2	50	2	50
Freeze	0	-	0	-	0	-
Take-Out	14	71	15	77	29	74
Hit and Roll	2	88	1	75	3	83
Clearing	0	-	0	-	0	-
Double Take-Out	0	-	1	50	1	50
Promotion Take-out not considered	0	-	0	-	0	-
All Draws	22	80	24	79	46	79
All Take-Outs	16	73	17	75	33	74
Total	38	77	41	77	79	77

#### BELKOFER Sabine

Type	Third		Right-handed		Total	
	In-turn	%	Out-turn	%	Total	%
Draw	22	63	26	63	48	63
Front	2	100	1	100	3	100
Guard	3	75	6	54	9	61
Raise	2	75	9	50	11	55
Wick / Soft Peeling	0	-	2	75	2	75
Freeze	1	0	0	-	1	0
Take-Out	29	76	22	77	51	76
Hit and Roll	7	64	3	75	10	68
Clearing	8	94	14	68	22	77
Double Take-Out	5	50	9	72	14	64
Promotion Take-out not considered	2	63	4	81	6	75
All Draws	30	65	44	61	74	63
All Take-Outs	51	74	52	74	103	74
Total	81	71	96	68	177	69

#### FISCHER Karin

Type	Alternate		Right-handed		Total	
	In-turn	%	Out-turn	%	Total	%
Draw	16	73	24	75	40	74
Front	11	86	13	98	24	93
Guard	0	-	0	-	0	-
Raise	2	63	2	63	4	63
Wick / Soft Peeling	4	0	1	0	5	0
Freeze	0	-	0	-	0	-
Take-Out	7	71	13	81	20	78
Hit and Roll	0	-	1	100	1	100
Clearing	0	-	0	-	0	-
Double Take-Out	0	-	4	81	4	81
Promotion Take-out not considered	0	-	0	-	0	-
All Draws	33	68	40	80	73	75
All Take-Outs	7	71	18	82	25	79
Total	40	69	58	81	98	76

#### WIELAENDER Heike

Type	Second		Right-handed		Total	
	In-turn	%	Out-turn	%	Total	%
Draw	16	67	31	65	47	65
Front	3	100	5	75	8	84
Guard	2	75	6	71	8	72
Raise	5	70	8	72	13	71
Wick / Soft Peeling	1	100	0	-	1	100
Freeze	1	50	0	-	1	50
Take-Out	21	88	36	76	57	81
Hit and Roll	4	75	12	63	16	66
Clearing	13	88	8	94	21	90
Double Take-Out	3	58	0	-	3	58
Promotion Take-out not considered	2	38	1	100	3	58
All Draws	28	72	50	68	78	69
All Take-Outs	43	83	57	76	100	79
Total	71	79	107	72	178	75

#### Team Germany

Type	In-turn		Out-turn		Total	
	In-turn	%	Out-turn	%	Total	%
Draw	92	66	122	70	214	68
Front	24	91	24	90	48	90
Guard	10	83	19	68	29	73
Raise	15	62	32	62	47	62
Wick / Soft Peeling	5	20	5	50	10	35
Freeze	4	19	0	-	4	19
Take-Out	96	80	106	80	202	80
Hit and Roll	16	69	25	69	41	69
Clearing	30	87	27	81	57	84
Double Take-Out	13	52	22	67	35	61
Promotion Take-out not considered	5	40	8	53	13	48
All Draws	150	68	202	71	352	69
All Take-Outs	160	76	188	76	348	76
Total	310	72	390	73	700	73





## CUMULATIVE PLAYER STATISTICS BY TEAM STATISTIQUES CUMULÉES DES JOUEURS PAR ÉQUIPE

WOMEN  
DAMES

THE ICE SHEET AT OGDEN AS OF MON 18 FEB 2002 / EN DATE DU LUN 18 FEV 2002

### Great Britain (after Round 9)

MARTIN Rhona

Type	Skip		Right-handed		Total	
	In-turn	%	Out-turn	%	Total	%
Draw	24	69	22	72	46	70
Front	0	-	1	100	1	100
Guard	3	58	1	50	4	56
Raise	7	71	6	79	13	75
Wick / Soft Peeling	0	-	0	-	0	-
Freeze	1	0	1	75	2	38
Take-Out	33	84	30	75	63	80
Hit and Roll	5	35	5	70	10	53
Clearing	6	92	6	83	12	88
Double Take-Out	7	54	4	88	11	66
Promotion Take-out not considered	4	88	1	0	5	70
All Draws	35	66	31	73	66	70
All Take-Outs	55	77	46	75	101	76
Total	90	73	77	74	167	74

RANKIN Janice

Type	Lead		Left-handed		Total	
	In-turn	%	Out-turn	%	Total	%
Draw	25	73	64	77	89	76
Front	9	72	15	93	24	85
Guard	1	100	2	50	3	67
Raise	5	100	5	45	10	73
Wick / Soft Peeling	1	100	3	50	4	63
Freeze	0	-	0	-	0	-
Take-Out	9	89	22	91	31	90
Hit and Roll	2	75	0	-	2	75
Clearing	1	100	0	-	1	100
Double Take-Out	1	50	0	-	1	50
Promotion Take-out not considered	0	-	0	-	0	-
All Draws	41	77	89	76	130	77
All Take-Outs	13	85	22	91	35	89
Total	54	79	111	79	165	79

KNOX Debbie

Type	Third		Right-handed		Total	
	In-turn	%	Out-turn	%	Total	%
Draw	18	54	18	72	36	63
Front	0	-	2	100	2	100
Guard	2	88	6	71	8	75
Raise	2	50	2	100	4	75
Wick / Soft Peeling	0	-	1	50	1	50
Freeze	3	92	1	75	4	88
Take-Out	36	89	44	70	80	79
Hit and Roll	4	94	9	86	13	88
Clearing	9	72	7	68	16	70
Double Take-Out	3	67	3	75	6	71
Promotion Take-out not considered	0	-	2	88	2	88
All Draws	25	61	30	75	55	69
All Take-Outs	52	85	65	73	117	78
Total	77	77	95	74	172	75

MORTON Margaret

Type	Alternate		Right-handed		Total	
	In-turn	%	Out-turn	%	Total	%
Draw	0	-	1	0	1	0
Front	0	-	0	-	0	-
Guard	0	-	0	-	0	-
Raise	0	-	0	-	0	-
Wick / Soft Peeling	0	-	0	-	0	-
Freeze	0	-	0	-	0	-
Take-Out	0	-	1	100	1	100
Hit and Roll	0	-	0	-	0	-
Clearing	0	-	0	-	0	-
Double Take-Out	0	-	0	-	0	-
Promotion Take-out not considered	0	-	0	-	0	-
All Draws	0	-	1	0	1	0
All Take-Outs	0	-	1	100	1	100
Total	0	-	2	50	2	50

MacDONALD Fiona

Type	Second		Right-handed		Total	
	In-turn	%	Out-turn	%	Total	%
Draw	13	73	23	73	36	73
Front	2	75	3	100	5	90
Guard	1	0	5	80	6	67
Raise	4	50	4	50	8	50
Wick / Soft Peeling	0	-	0	-	0	-
Freeze	1	25	0	-	1	25
Take-Out	40	84	34	63	74	74
Hit and Roll	7	75	3	83	10	78
Clearing	12	71	13	81	25	76
Double Take-Out	2	100	2	25	4	63
Promotion Take-out not considered	1	100	2	100	3	100
All Draws	21	63	35	74	56	70
All Take-Outs	62	81	54	69	116	75
Total	83	77	89	71	172	73

Team Great Britain

Type	In-turn	%	Out-turn	%	Total	%
Draw	80	68	128	74	208	71
Front	11	73	21	95	32	88
Guard	7	64	14	70	21	68
Raise	18	72	17	65	35	69
Wick / Soft Peeling	1	100	4	50	5	60
Freeze	5	60	2	75	7	64
Take-Out	118	86	131	73	249	79
Hit and Roll	18	68	17	81	35	74
Clearing	28	77	26	78	54	77
Double Take-Out	13	63	9	69	22	66
Promotion Take-out not considered	5	90	5	75	10	83
All Draws	122	68	186	75	308	72
All Take-Outs	182	81	188	74	370	78
Total	304	76	374	75	678	75



## CUMULATIVE PLAYER STATISTICS BY TEAM STATISTIQUES CUMULÉES DES JOUEURS PAR ÉQUIPE

WOMEN  
DAMES

THE ICE SHEET AT OGDEN AS OF MON 18 FEB 2002 / EN DATE DU LUN 18 FEV 2002

### Japan (after Round 9)

**KATOH Akiko**

Type	Skip		Right-handed		Total	
	In-turn	%	Out-turn	%	Total	%
Draw	30	59	29	59	59	59
Front	0	-	1	100	1	100
Guard	1	75	5	60	6	63
Raise	6	46	3	67	9	53
Wick / Soft Peeling	1	100	0	-	1	100
Freeze	1	0	2	50	3	33
Take-Out	26	76	16	75	42	76
Hit and Roll	9	72	6	75	15	73
Clearing	5	65	9	61	14	63
Double Take-Out	9	61	4	13	13	46
Promotion Take-out	3	67	3	50	6	58
not considered	0	-	2	-	2	-
All Draws	39	57	40	60	79	59
All Take-Outs	52	71	38	63	90	68
Total	91	65	78	62	169	63

**HAYASHI Yumie**

Type	Third		Right-handed		Total	
	In-turn	%	Out-turn	%	Total	%
Draw	24	52	25	58	49	55
Front	0	-	2	88	2	88
Guard	2	63	4	100	6	88
Raise	3	67	7	64	10	65
Wick / Soft Peeling	1	100	0	-	1	100
Freeze	2	50	0	-	2	50
Take-Out	32	88	21	79	53	84
Hit and Roll	15	78	8	50	23	68
Clearing	8	81	5	90	13	85
Double Take-Out	4	56	5	60	9	58
Promotion Take-out	4	63	2	100	6	75
not considered	0	-	0	-	0	-
All Draws	32	55	38	65	70	61
All Take-Outs	63	81	41	73	104	78
Total	95	72	79	69	174	71

**ONODERA Ayumi**

Type	Second		Right-handed		Total	
	In-turn	%	Out-turn	%	Total	%
Draw	20	58	23	68	43	63
Front	1	50	4	100	5	90
Guard	2	100	3	58	5	75
Raise	6	21	7	64	13	44
Wick / Soft Peeling	0	-	0	-	0	-
Freeze	2	75	0	-	2	75
Take-Out	35	84	23	87	58	85
Hit and Roll	11	59	6	71	17	63
Clearing	9	89	13	85	22	86
Double Take-Out	3	67	4	50	7	57
Promotion Take-out	2	50	0	-	2	50
not considered	0	-	0	-	0	-
All Draws	31	54	37	70	68	63
All Take-Outs	60	78	46	81	106	79
Total	91	70	83	76	174	73

**KONAKA Mika**

Type	Lead		Right-handed		Total	
	In-turn	%	Out-turn	%	Total	%
Draw	34	81	36	81	70	81
Front	18	97	18	94	36	96
Guard	1	0	4	75	5	60
Raise	1	100	4	75	5	80
Wick / Soft Peeling	0	-	3	25	3	25
Freeze	0	-	0	-	0	-
Take-Out	17	88	27	81	44	84
Hit and Roll	2	0	1	100	3	33
Clearing	1	100	1	100	2	100
Double Take-Out	1	0	3	67	4	50
Promotion Take-out	1	100	0	-	1	100
not considered	0	-	1	-	1	-
All Draws	54	85	65	81	119	83
All Take-Outs	22	77	32	81	54	80
Total	76	83	97	81	173	82

**ISHIZAKI Kotomi**

Type	Alternate		Right-handed		Total	
	In-turn	%	Out-turn	%	Total	%
Draw	0	-	0	-	0	-
Front	0	-	0	-	0	-
Guard	0	-	0	-	0	-
Raise	0	-	0	-	0	-
Wick / Soft Peeling	0	-	0	-	0	-
Freeze	0	-	0	-	0	-
Take-Out	0	-	0	-	0	-
Hit and Roll	0	-	0	-	0	-
Clearing	0	-	0	-	0	-
Double Take-Out	0	-	0	-	0	-
Promotion Take-out	0	-	0	-	0	-
not considered	0	-	0	-	0	-
All Draws	0	-	0	-	0	-
All Take-Outs	0	-	0	-	0	-
Total	0	-	0	-	0	-

**Team Japan**

Type	In-turn		Out-turn		Total	
	In-turn	%	Out-turn	%	Total	%
Draw	108	64	113	67	221	66
Front	19	95	25	95	44	95
Guard	6	67	16	73	22	72
Raise	16	44	21	67	37	57
Wick / Soft Peeling	2	100	3	25	5	55
Freeze	5	50	2	50	7	50
Take-Out	110	84	87	81	197	83
Hit and Roll	37	67	21	65	58	66
Clearing	23	82	28	79	51	80
Double Take-Out	17	57	16	47	33	52
Promotion Take-out	10	65	5	70	15	67
not considered	0	-	3	-	3	-
All Draws	156	66	180	71	336	69
All Take-Outs	197	77	157	75	354	76
Total	353	72	337	73	690	72



**CUMULATIVE PLAYER STATISTICS BY TEAM  
STATISTIQUES CUMULÉES DES JOUEURS PAR ÉQUIPE**

WOMEN  
DAMES

THE ICE SHEET AT OGDEN AS OF MON 18 FEB 2002 / EN DATE DU LUN 18 FEV 2002

**Norway (after Round 9)**

NORDBY Dordi		Skip		Right-handed		
Type	In-turn	%	Out-turn	%	Total	%
Draw	28	74	22	57	50	67
Front	1	0	0	-	1	0
Guard	7	75	1	50	8	72
Raise	9	69	8	50	17	60
Wick / Soft Peeling	0	-	0	-	0	-
Freeze	1	75	0	-	1	75
Take-Out	27	73	22	68	49	71
Hit and Roll	7	50	7	79	14	64
Clearing	5	60	6	67	11	64
Double Take-Out	6	46	4	56	10	50
Promotion Take-out not considered	0	-	2	13	2	13
All Draws	46	72	31	55	77	65
All Take-Outs	45	64	41	66	86	65
Total	91	68	72	61	163	65

HOLTH Camilla		Lead		Right-handed		
Type	In-turn	%	Out-turn	%	Total	%
Draw	15	72	25	72	40	72
Front	18	79	51	77	69	78
Guard	0	-	1	100	1	100
Raise	0	-	6	75	6	75
Wick / Soft Peeling	2	0	3	67	5	40
Freeze	1	75	0	-	1	75
Take-Out	19	80	21	74	40	77
Hit and Roll	0	-	1	75	1	75
Clearing	1	50	1	100	2	75
Double Take-Out	1	50	0	-	1	50
Promotion Take-out not considered	0	-	0	-	0	-
All Draws	36	72	86	75	122	74
All Take-Outs	21	77	23	75	44	76
Total	57	74	109	75	166	75

WOODS Hanne		Third		Left-handed		
Type	In-turn	%	Out-turn	%	Total	%
Draw	31	79	18	81	49	80
Front	6	96	4	100	10	98
Guard	14	70	9	94	23	79
Raise	3	33	1	100	4	50
Wick / Soft Peeling	0	-	0	-	0	-
Freeze	2	13	1	100	3	42
Take-Out	21	67	23	85	44	76
Hit and Roll	7	43	7	61	14	52
Clearing	5	70	9	94	14	86
Double Take-Out	5	70	3	83	8	75
Promotion Take-out not considered	0	-	1	50	1	50
All Draws	56	74	33	88	89	79
All Take-Outs	38	63	43	82	81	73
Total	94	69	76	85	170	76

LOEVSETH Kristin Toesse		Alternate		Right-handed		
Type	In-turn	%	Out-turn	%	Total	%
Draw	0	-	0	-	0	-
Front	0	-	0	-	0	-
Guard	0	-	0	-	0	-
Raise	0	-	0	-	0	-
Wick / Soft Peeling	0	-	0	-	0	-
Freeze	0	-	0	-	0	-
Take-Out	0	-	0	-	0	-
Hit and Roll	0	-	0	-	0	-
Clearing	0	-	0	-	0	-
Double Take-Out	0	-	0	-	0	-
Promotion Take-out not considered	0	-	0	-	0	-
All Draws	0	-	0	-	0	-
All Take-Outs	0	-	0	-	0	-
Total	0	-	0	-	0	-

HASLUM Marianne		Second		Right-handed		
Type	In-turn	%	Out-turn	%	Total	%
Draw	22	72	14	86	36	77
Front	7	100	8	88	15	93
Guard	12	85	6	88	18	86
Raise	6	58	4	88	10	70
Wick / Soft Peeling	2	75	0	-	2	75
Freeze	1	100	0	-	1	100
Take-Out	20	78	26	83	46	80
Hit and Roll	6	96	5	70	11	84
Clearing	9	67	8	88	17	76
Double Take-Out	5	55	4	38	9	47
Promotion Take-out not considered	2	100	3	0	5	40
All Draws	50	78	32	87	82	81
All Take-Outs	42	76	46	73	88	74
Total	92	77	78	79	170	78

Team Norway						
Type	In-turn	%	Out-turn	%	Total	%
Draw	96	75	79	72	175	74
Front	32	84	63	80	95	81
Guard	33	77	17	90	50	81
Raise	18	60	19	68	37	64
Wick / Soft Peeling	4	38	3	67	7	50
Freeze	5	55	1	100	6	63
Take-Out	87	74	92	78	179	76
Hit and Roll	20	61	20	70	40	66
Clearing	20	65	24	85	44	76
Double Take-Out	17	56	11	57	28	56
Promotion Take-out not considered	2	100	6	13	8	34
All Draws	188	74	182	76	370	75
All Take-Outs	146	69	153	74	299	72
Total	334	72	335	75	669	74



## CUMULATIVE PLAYER STATISTICS BY TEAM STATISTIQUES CUMULÉES DES JOUEURS PAR ÉQUIPE

WOMEN  
DAMES

THE ICE SHEET AT OGDEN AS OF MON 18 FEB 2002 / EN DATE DU LUN 18 FEV 2002

### Russian Federation (after Round 9)

JARKOVA Olga		Skip		Right-handed		
Type	In-turn	%	Out-turn	%	Total	%
Draw	29	60	42	74	71	68
Front	0	-	1	100	1	100
Guard	3	58	2	75	5	65
Raise	2	25	5	30	7	29
Wick / Soft Peeling	0	-	2	113	2	113
Freeze	3	17	1	25	4	19
Take-Out	14	34	43	78	57	67
Hit and Roll	3	50	11	77	14	71
Clearing	2	50	9	83	11	77
Double Take-Out	4	75	4	44	8	59
Promotion Take-out not considered	1	-	1	-	2	-
All Draws	37	55	53	71	90	64
All Take-Outs	23	45	69	77	92	69
Total	60	51	122	74	182	67

SKOULTAN Anastassia		Lead		Right-handed		
Type	In-turn	%	Out-turn	%	Total	%
Draw	23	58	63	68	86	65
Front	6	83	29	84	35	84
Guard	1	100	3	58	4	69
Raise	1	75	1	0	2	38
Wick / Soft Peeling	0	-	5	20	5	20
Freeze	0	-	0	-	0	-
Take-Out	11	82	37	80	48	80
Hit and Roll	0	-	3	83	3	83
Clearing	0	-	0	-	0	-
Double Take-Out	0	-	0	-	0	-
Promotion Take-out not considered	0	-	0	-	0	-
All Draws	31	65	101	69	132	68
All Take-Outs	11	82	40	80	51	80
Total	42	69	141	72	183	72

EZEKH Nkeirouka		Third		Right-handed		
Type	In-turn	%	Out-turn	%	Total	%
Draw	15	55	27	79	42	70
Front	0	-	7	100	7	100
Guard	1	100	2	38	3	58
Raise	1	100	3	50	4	63
Wick / Soft Peeling	0	-	1	50	1	50
Freeze	1	75	1	50	2	63
Take-Out	19	55	68	81	87	76
Hit and Roll	4	88	8	72	12	77
Clearing	6	75	8	97	14	88
Double Take-Out	2	63	4	63	6	63
Promotion Take-out not considered	2	0	4	25	6	17
All Draws	18	61	41	77	59	72
All Take-Outs	33	60	92	79	125	74
Total	51	60	133	78	184	73

TIOUVAEVA Anjela		Alternate		Right-handed		
Type	In-turn	%	Out-turn	%	Total	%
Draw	0	-	0	-	0	-
Front	0	-	0	-	0	-
Guard	0	-	0	-	0	-
Raise	0	-	0	-	0	-
Wick / Soft Peeling	0	-	0	-	0	-
Freeze	0	-	0	-	0	-
Take-Out	0	-	0	-	0	-
Hit and Roll	0	-	0	-	0	-
Clearing	0	-	0	-	0	-
Double Take-Out	0	-	0	-	0	-
Promotion Take-out not considered	0	-	0	-	0	-
All Draws	0	-	0	-	0	-
All Take-Outs	0	-	0	-	0	-
Total	0	-	0	-	0	-

NEKRASSOVA Iana		Second		Right-handed		
Type	In-turn	%	Out-turn	%	Total	%
Draw	27	68	31	69	58	68
Front	6	75	4	75	10	75
Guard	2	63	4	88	6	79
Raise	2	50	2	13	4	31
Wick / Soft Peeling	0	-	1	75	1	75
Freeze	0	-	2	50	2	50
Take-Out	13	62	58	76	71	73
Hit and Roll	3	50	4	69	7	61
Clearing	6	54	11	86	17	75
Double Take-Out	2	75	5	60	7	64
Promotion Take-out not considered	0	-	1	100	1	100
All Draws	37	68	44	68	81	68
All Take-Outs	24	59	79	76	103	72
Total	61	64	123	73	184	70

Team Russian Federation						
Type	In-turn	%	Out-turn	%	Total	%
Draw	94	61	163	71	257	68
Front	12	79	41	87	53	85
Guard	7	71	11	68	18	69
Raise	6	54	11	30	17	38
Wick / Soft Peeling	0	-	9	50	9	50
Freeze	4	31	4	44	8	38
Take-Out	57	57	206	79	263	74
Hit and Roll	10	65	26	75	36	72
Clearing	14	63	28	88	42	80
Double Take-Out	8	72	13	56	21	62
Promotion Take-out not considered	2	0	7	57	9	44
All Draws	123	62	239	71	362	68
All Take-Outs	91	59	280	78	371	73
Total	214	61	519	74	733	70



## CUMULATIVE PLAYER STATISTICS BY TEAM STATISTIQUES CUMULÉES DES JOUEURS PAR ÉQUIPE

WOMEN  
DAMES

THE ICE SHEET AT OGDEN AS OF MON 18 FEB 2002 / EN DATE DU LUN 18 FEV 2002

### Sweden (after Round 9)

GUSTAFSON Elisabet		Skip		Right-handed		
Type	In-turn	%	Out-turn	%	Total	%
Draw	38	80	17	69	55	76
Front	0	-	1	100	1	100
Guard	7	93	8	88	15	90
Raise	4	75	5	50	9	61
Wick / Soft Peeling	1	100	1	0	2	50
Freeze	2	100	2	25	4	63
Take-Out	19	84	34	90	53	88
Hit and Roll	6	50	5	80	11	64
Clearing	6	92	9	78	15	83
Double Take-Out	3	67	7	43	10	50
Promotion Take-out	2	50	2	25	4	38
not considered	1	-	0	-	1	-
All Draws	52	82	34	67	86	76
All Take-Outs	36	76	57	79	93	78
Total	88	80	91	75	179	77

PERSSON Elisabeth		Lead		Right-handed		
Type	In-turn	%	Out-turn	%	Total	%
Draw	35	72	32	72	67	72
Front	16	75	15	97	31	85
Guard	4	88	3	75	7	82
Raise	2	75	3	75	5	75
Wick / Soft Peeling	2	75	9	42	11	48
Freeze	0	-	1	75	1	75
Take-Out	10	85	18	81	28	82
Hit and Roll	2	75	4	94	6	88
Clearing	0	-	0	-	0	-
Double Take-Out	0	-	0	-	0	-
Promotion Take-out	0	-	0	-	0	-
not considered	0	-	4	-	4	-
All Draws	59	74	63	74	122	74
All Take-Outs	12	83	22	83	34	83
Total	71	76	85	76	156	76

NYBERG Katarina		Third		Right-handed		
Type	In-turn	%	Out-turn	%	Total	%
Draw	26	74	18	63	44	69
Front	0	-	3	75	3	75
Guard	8	72	8	84	16	78
Raise	4	63	2	25	6	50
Wick / Soft Peeling	1	100	0	-	1	100
Freeze	3	75	2	50	5	65
Take-Out	27	85	29	81	56	83
Hit and Roll	1	75	11	77	12	77
Clearing	11	91	8	88	19	89
Double Take-Out	6	75	8	50	14	61
Promotion Take-out	2	63	2	63	4	63
not considered	0	-	0	-	0	-
All Draws	42	73	33	66	75	70
All Take-Outs	47	84	58	76	105	80
Total	89	79	91	73	180	76

BERTRUP Christina		Alternate		Right-handed		
Type	In-turn	%	Out-turn	%	Total	%
Draw	5	80	3	92	8	84
Front	4	100	4	100	8	100
Guard	0	-	0	-	0	-
Raise	0	-	1	100	1	100
Wick / Soft Peeling	0	-	0	-	0	-
Freeze	0	-	0	-	0	-
Take-Out	1	0	1	100	2	50
Hit and Roll	0	-	0	-	0	-
Clearing	0	-	0	-	0	-
Double Take-Out	0	-	0	-	0	-
Promotion Take-out	1	100	0	-	1	100
not considered	0	-	0	-	0	-
All Draws	9	89	8	97	17	93
All Take-Outs	2	50	1	100	3	67
Total	11	82	9	97	20	89

MARMONT Louise		Second		Right-handed		
Type	In-turn	%	Out-turn	%	Total	%
Draw	29	66	18	65	47	66
Front	2	100	1	100	3	100
Guard	6	67	5	95	11	80
Raise	7	75	1	75	8	75
Wick / Soft Peeling	0	-	0	-	0	-
Freeze	0	-	1	75	1	75
Take-Out	19	97	34	79	53	85
Hit and Roll	6	46	7	82	13	65
Clearing	13	77	19	97	32	89
Double Take-Out	0	-	5	50	5	50
Promotion Take-out	3	25	4	69	7	50
not considered	0	-	0	-	0	-
All Draws	44	69	26	73	70	71
All Take-Outs	41	78	69	82	110	80
Total	85	74	95	79	180	77

Team Sweden						
Type	In-turn	%	Out-turn	%	Total	%
Draw	133	74	88	69	221	72
Front	22	82	24	95	46	89
Guard	25	79	24	86	49	83
Raise	17	72	12	58	29	66
Wick / Soft Peeling	4	88	10	38	14	52
Freeze	5	85	6	50	11	66
Take-Out	76	87	116	83	192	85
Hit and Roll	15	53	27	81	42	71
Clearing	30	85	36	90	66	88
Double Take-Out	9	72	20	48	29	55
Promotion Take-out	8	50	8	56	16	53
not considered	1	-	4	-	5	-
All Draws	206	76	164	72	370	74
All Take-Outs	138	80	207	80	345	80
Total	344	77	371	76	715	77



## CUMULATIVE PLAYER STATISTICS BY TEAM STATISTIQUES CUMULÉES DES JOUEURS PAR ÉQUIPE

WOMEN  
DAMES

THE ICE SHEET AT OGDEN AS OF MON 18 FEB 2002 / EN DATE DU LUN 18 FEV 2002

### Switzerland (after Round 9)

#### EBNOETHER Luzia

Type	Skip		Right-handed		Total	
	In-turn	%	Out-turn	%	Total	%
Draw	34	61	25	69	59	64
Front	1	50	1	0	2	25
Guard	3	50	6	83	9	72
Raise	4	25	4	50	8	38
Wick / Soft Peeling	1	100	0	-	1	100
Freeze	2	50	1	0	3	33
Take-Out	32	81	26	90	58	85
Hit and Roll	3	67	5	50	8	56
Clearing	7	71	5	70	12	71
Double Take-Out	10	63	9	58	19	61
Promotion Take-out not considered	4	50	0	-	4	50
All Draws	45	57	37	66	82	61
All Take-Outs	56	74	45	77	101	75
Total	101	66	82	72	183	69

#### OTT Mirjam

Type	Third		Right-handed		Total	
	In-turn	%	Out-turn	%	Total	%
Draw	29	73	19	80	48	76
Front	3	100	2	50	5	80
Guard	7	71	9	64	16	67
Raise	4	50	4	25	8	38
Wick / Soft Peeling	0	-	2	50	2	50
Freeze	0	-	0	-	0	-
Take-Out	33	69	17	91	50	77
Hit and Roll	8	84	7	71	15	78
Clearing	14	86	15	87	29	86
Double Take-Out	4	38	5	40	9	39
Promotion Take-out not considered	1	100	3	92	4	94
All Draws	43	73	36	67	79	70
All Take-Outs	60	73	47	81	107	77
Total	103	73	83	75	186	74

#### FREI Tanya

Type	Second		Right-handed		Total	
	In-turn	%	Out-turn	%	Total	%
Draw	24	74	27	81	51	77
Front	3	100	4	100	7	100
Guard	3	92	7	89	10	90
Raise	3	25	2	63	5	40
Wick / Soft Peeling	2	13	1	100	3	42
Freeze	0	-	0	-	0	-
Take-Out	16	81	37	87	53	85
Hit and Roll	7	75	5	95	12	83
Clearing	22	86	14	84	36	85
Double Take-Out	4	69	3	75	7	71
Promotion Take-out not considered	1	100	1	75	2	88
All Draws	35	70	41	84	76	77
All Take-Outs	50	82	60	86	110	84
Total	85	77	101	85	186	81

#### BIDAUD Laurence

Type	Lead		Right-handed		Total	
	In-turn	%	Out-turn	%	Total	%
Draw	13	73	69	86	82	84
Front	9	83	30	98	39	95
Guard	0	-	6	83	6	83
Raise	1	100	3	67	4	75
Wick / Soft Peeling	2	25	5	30	7	29
Freeze	0	-	0	-	0	-
Take-Out	12	92	20	93	32	92
Hit and Roll	3	92	1	75	4	88
Clearing	0	-	3	100	3	100
Double Take-Out	2	50	2	50	4	50
Promotion Take-out not considered	0	-	1	0	1	0
All Draws	25	74	113	86	138	84
All Take-Outs	17	87	27	86	44	86
Total	42	79	140	86	182	84

#### ROETHLISBERGER Nadia

Type	Alternate		Right-handed		Total	
	In-turn	%	Out-turn	%	Total	%
Draw	0	-	0	-	0	-
Front	0	-	0	-	0	-
Guard	0	-	0	-	0	-
Raise	0	-	0	-	0	-
Wick / Soft Peeling	0	-	0	-	0	-
Freeze	0	-	0	-	0	-
Take-Out	2	100	0	-	2	100
Hit and Roll	0	-	0	-	0	-
Clearing	0	-	0	-	0	-
Double Take-Out	0	-	0	-	0	-
Promotion Take-out not considered	0	-	0	-	0	-
All Draws	0	-	0	-	0	-
All Take-Outs	2	100	0	-	2	100
Total	2	100	0	-	2	100

#### Team Switzerland

Type	Skip		Third		Second		Right-handed		Total	
	In-turn	%	Out-turn	%	In-turn	%	Out-turn	%	Total	%
Draw	100	69	140	81	240	76				
Front	16	88	37	93	53	92				
Guard	13	71	28	79	41	76				
Raise	12	40	13	48	25	44				
Wick / Soft Peeling	5	35	8	44	13	40				
Freeze	2	50	1	0	3	33				
Take-Out	95	79	100	90	195	84				
Hit and Roll	21	80	18	72	39	76				
Clearing	43	84	37	84	80	84				
Double Take-Out	20	58	19	55	39	56				
Promotion Take-out not considered	6	67	5	70	11	68				
All Draws	148	68	227	79	375	75				
All Take-Outs	185	77	179	83	364	80				
Total	333	73	406	81	739	77				



**CUMULATIVE PLAYER STATISTICS BY TEAM  
STATISTIQUES CUMULÉES DES JOUEURS PAR ÉQUIPE**

WOMEN  
DAMES

THE ICE SHEET AT OGDEN AS OF MON 18 FEB 2002 / EN DATE DU LUN 18 FEV 2002

**United States of America (after Round 9)**

ERICKSON Kari		Skip		Right-handed		
Type	In-turn	%	Out-turn	%	Total	%
Draw	21	60	27	66	48	63
Front	0	-	0	-	0	-
Guard	9	64	8	78	17	71
Raise	9	47	3	67	12	52
Wick / Soft Peeling	1	75	1	125	2	100
Freeze	1	25	1	50	2	38
Take-Out	30	82	29	85	59	83
Hit and Roll	8	63	4	44	12	56
Clearing	8	94	4	100	12	96
Double Take-Out	2	38	5	55	7	50
Promotion Take-out	0	-	2	13	2	13
not considered	0	-	1	-	1	-
All Draws	41	57	40	69	81	63
All Take-Outs	48	79	44	76	92	77
Total	89	69	84	73	173	71

SWISSHELM Ann		Lead		Right-handed		
Type	In-turn	%	Out-turn	%	Total	%
Draw	36	68	37	84	73	76
Front	21	87	26	88	47	87
Guard	2	75	3	75	5	75
Raise	4	50	3	92	7	68
Wick / Soft Peeling	2	75	0	-	2	75
Freeze	0	-	0	-	0	-
Take-Out	11	77	19	87	30	83
Hit and Roll	1	75	1	100	2	88
Clearing	1	100	0	-	1	100
Double Take-Out	0	-	0	-	0	-
Promotion Take-out	0	-	0	-	0	-
not considered	1	-	2	-	3	-
All Draws	65	73	69	86	134	80
All Take-Outs	13	79	20	88	33	84
Total	78	74	89	86	167	81

McCORMICK Debbie		Third		Right-handed		
Type	In-turn	%	Out-turn	%	Total	%
Draw	21	68	20	68	41	68
Front	2	75	2	100	4	88
Guard	7	57	6	92	13	73
Raise	6	54	9	56	15	55
Wick / Soft Peeling	0	-	0	-	0	-
Freeze	1	75	2	50	3	58
Take-Out	33	78	30	86	63	82
Hit and Roll	6	67	4	69	10	68
Clearing	9	69	6	71	15	70
Double Take-Out	2	75	5	55	7	61
Promotion Take-out	1	100	3	67	4	75
not considered	0	-	0	-	0	-
All Draws	37	64	39	69	76	67
All Take-Outs	51	75	48	78	99	77
Total	88	71	87	74	175	72

COTTEN Joni		Alternate		Right-handed		
Type	In-turn	%	Out-turn	%	Total	%
Draw	1	50	2	100	3	83
Front	0	-	0	-	0	-
Guard	0	-	0	-	0	-
Raise	0	-	0	-	0	-
Wick / Soft Peeling	0	-	0	-	0	-
Freeze	0	-	0	-	0	-
Take-Out	0	-	0	-	0	-
Hit and Roll	0	-	0	-	0	-
Clearing	0	-	0	-	0	-
Double Take-Out	0	-	0	-	0	-
Promotion Take-out	0	-	0	-	0	-
not considered	1	-	2	-	3	-
All Draws	1	50	2	100	3	83
All Take-Outs	0	-	0	-	0	-
Total	1	50	2	100	3	83

LIAPIS Stacey		Second		Right-handed		
Type	In-turn	%	Out-turn	%	Total	%
Draw	20	61	20	58	40	59
Front	3	100	2	100	5	100
Guard	3	83	3	100	6	92
Raise	6	63	6	75	12	69
Wick / Soft Peeling	0	-	1	100	1	100
Freeze	0	-	1	0	1	0
Take-Out	27	91	38	86	65	88
Hit and Roll	3	92	12	83	15	85
Clearing	16	84	10	100	26	90
Double Take-Out	1	50	3	83	4	75
Promotion Take-out	0	-	1	100	1	100
not considered	0	-	0	-	0	-
All Draws	32	67	33	67	65	67
All Take-Outs	47	88	64	88	111	88
Total	79	79	97	80	176	80

Team United States of America						
Type	In-turn	%	Out-turn	%	Total	%
Draw	99	65	106	72	205	68
Front	26	88	30	89	56	88
Guard	21	65	20	85	41	75
Raise	25	53	21	68	46	60
Wick / Soft Peeling	3	75	2	113	5	90
Freeze	2	50	4	38	6	42
Take-Out	101	82	116	86	217	84
Hit and Roll	18	69	21	74	39	72
Clearing	34	83	20	91	54	86
Double Take-Out	5	55	13	62	18	60
Promotion Take-out	1	100	6	54	7	61
not considered	2	-	5	-	7	-
All Draws	176	66	183	75	359	71
All Take-Outs	159	80	176	82	335	81
Total	335	73	359	79	694	76





## GAME RESULTS / RÉSULTATS DE LA PARTIE

WOMEN'S TIE-BREAKER SESSION 1 - SHEET C  
DAMES, JEU DÉCISIF - SESSION 1 - PISTE C

THE ICE SHEET AT OGDEN TUE 19 FEB 2002 / MAR 19 FEV 2002 START TIME / DEBUT 9:00

Sheet	Round	Team	NOC	LSFE	1	2	3	4	5	6	7	8	9	10	Extra Ends	Total
C	10	Sweden	SWE		0	1	0	0	0	1	0	1	0	1		4
	10	Great Britain	GBR	*	0	0	1	2	1	0	1	0	1	0		6

Sweden		TB 1	All
4 S	GUSTAFSON Elisabet	72 %	77 %
3	NYBERG Katarina	73 %	75 %
2	MARMONT Louise	79 %	77 %
1	PERSSON Elisabeth	84 %	77 %
A	BERTRUP Christina	- %	89 %
Team Total		77 %	77 %

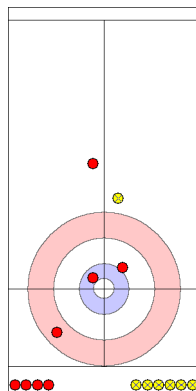
Time remaining: 4:42

Great Britain		TB 1	All
4 S	MARTIN Rhona	75 %	74 %
3	KNOX Debbie	80 %	76 %
2	MacDONALD Fiona	69 %	73 %
1	RANKIN Janice	81 %	79 %
A	MORTON Margaret	- %	50 %
Team Total		76 %	75 %

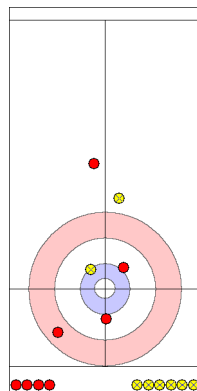
Time remaining: 3:35

### Most Important Shot:

With her final stone in the 9th end, Great Britain Skip MARTIN R made a great Raise tap back against 3 Swedish stones to score 1 point.



Before



After

End: 9  
Team: Great Britain  
Player: MARTIN R  
Stone: Fourth, 2nd stone  
Task: Raise  
Handle: Out-turn  
Points: 100%

● : Sweden  
● : Great Britain

### LEGEND

LSFE (\*) indicates last stone advantage in the first end





## GAME RESULTS / RÉSULTATS DE LA PARTIE

WOMEN'S TIE-BREAKER SESSION 2 - SHEET B  
DAMES, JEU DÉCISIF - SESSION 2 - PISTE B

THE ICE SHEET AT OGDEN TUE 19 FEB 2002 / MAR 19 FEV 2002 START TIME / DEBUT 14:00

Sheet	Round	Team	NOC	LSFE	1	2	3	4	5	6	7	8	9	10	Extra Ends	Total
B	11	Great Britain	GBR	*	0	0	1	0	1	3	1	0	3	-		9
	10	Germany	GER		0	1	0	2	0	0	0	2	0	-		5

Great Britain		TB 2	All
4 S	MARTIN Rhona	71 %	73 %
3	KNOX Debbie	64 %	75 %
2	MacDONALD Fiona	83 %	74 %
1	RANKIN Janice	92 %	80 %
A	MORTON Margaret	- %	50 %
Team Total		77 %	75 %

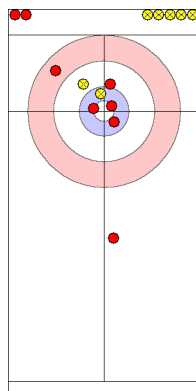
Time remaining: 9:21

Germany		TB 2	All
4 S	NESSLER Natalie	69 %	71 %
3	BELKOFER Sabine	79 %	70 %
2	WIELAENDER Heike	43 %	72 %
1	FISCHER Karin	74 %	75 %
A	STOCK Andrea	- %	77 %
Team Total		66 %	72 %

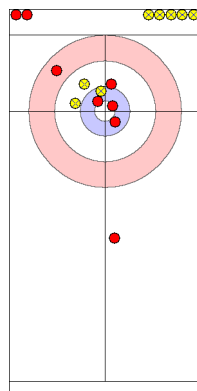
Time remaining: 7:50

### Most Important Shot:

With her last shot, German Skip NESSLER N was drawing against 3 Great Britain counters. She was a little heavy and the stone did not curl enough. Instead of scoring 1, she allowed Great Britain to score 3.



Before



After

End: 6  
Team: Germany  
Player: NESSLER N  
Stone: Fourth, 2nd stone  
Task: Draw  
Handle: In-turn  
Points: 0%

● : Great Britain  
● : Germany

### LEGEND

LSFE (\*) indicates last stone advantage in the first end

"-" indicates an unplayed end due to concession



### GAME RESULTS / RÉSULTATS DE LA PARTIE

WOMEN'S SEMIFINAL - SHEET B  
DAMES, DEMI-FINALE - PISTE B

THE ICE SHEET AT OGDEN WED 20 FEB 2002 / MER 20 FEV 2002 START TIME / DEBUT 9:00

Sheet	Round	Team	NOC	LSFE	1	2	3	4	5	6	7	8	9	10	Extra Ends	Total
B	10	Switzerland	SUI		0	2	1	0	0	1	2	0	3	-		9
	10	United States of America	USA	*	1	0	0	1	1	0	0	1	0	-		4

Switzerland		Semifinal	All
4 S	EBNOETHER Luzia	78 %	70 %
3	OTT Mirjam	78 %	74 %
2	FREI Tanya	68 %	80 %
1	BIDAUD Laurence	79 %	84 %
A	ROETHLISBERGER Nadia	- %	100 %
Team Total		76 %	77 %

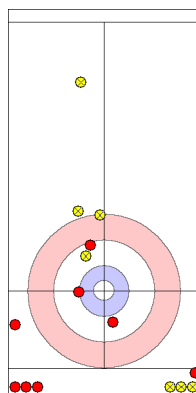
Time remaining: 11:53

United States of America		Semifinal	All
4 S	ERICKSON Kari	53 %	69 %
3	McCORMICK Debbie	69 %	72 %
2	LIAPIS Stacey	71 %	79 %
1	SWISSHELM Ann	71 %	80 %
A	COTTEN Joni	- %	83 %
Team Total		66 %	75 %

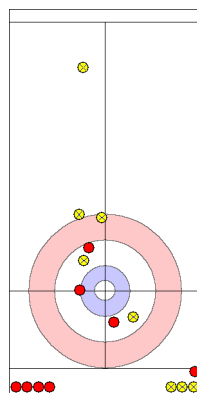
Time remaining: 10:14

#### Most Important Shot:

US Skip ERICKSON K missed an open draw to allow the Swiss to steal 2 points.



Before



After

End: 7  
Team: USA  
Player: ERICKSON K  
Stone: Fourth, 2nd stone  
Task: Draw  
Handle: In-turn  
Points: 0%  
● : Switzerland  
● : USA

#### LEGEND

LSFE (\*) indicates last stone advantage in the first end

"-" indicates an unplayed end due to concession



**GAME-SHOT BY SHOT / DÉROULEMENT DU MATCH**

WOMEN'S SEMIFINAL - SHEET B  
DAMES, DEMI-FINALE - PISTE B

THE ICE SHEET AT OGDEN WED 20 FEB 2002 / MER 20 FEV 2002 START TIME / DEBUT 9:00

<b>Switzerland</b>	<b>0 + 0</b>	<b>United States of America</b>	<b>0 + 1</b>	<b>End 1</b>
--------------------	--------------	---------------------------------	--------------	--------------





### GAME-SHOT BY SHOT / DÉROULEMENT DU MATCH

WOMEN'S SEMIFINAL - SHEET B  
DAMES, DEMI-FINALE - PISTE B

THE ICE SHEET AT OGDEN WED 20 FEB 2002 / MER 20 FEV 2002 START TIME / DEBUT 9:00





## GAME-SHOT BY SHOT / DÉROULEMENT DU MATCH

WOMEN'S SEMIFINAL - SHEET B  
DAMES, DEMI-FINALE - PISTE B

THE ICE SHEET AT OGDEN WED 20 FEB 2002 / MER 20 FEV 2002 START TIME / DEBUT 9:00

<b>Switzerland</b>	<b>2 + 1</b>	<b>United States of America</b>	<b>1 + 0</b>	<b>End 3</b>
--------------------	--------------	---------------------------------	--------------	--------------

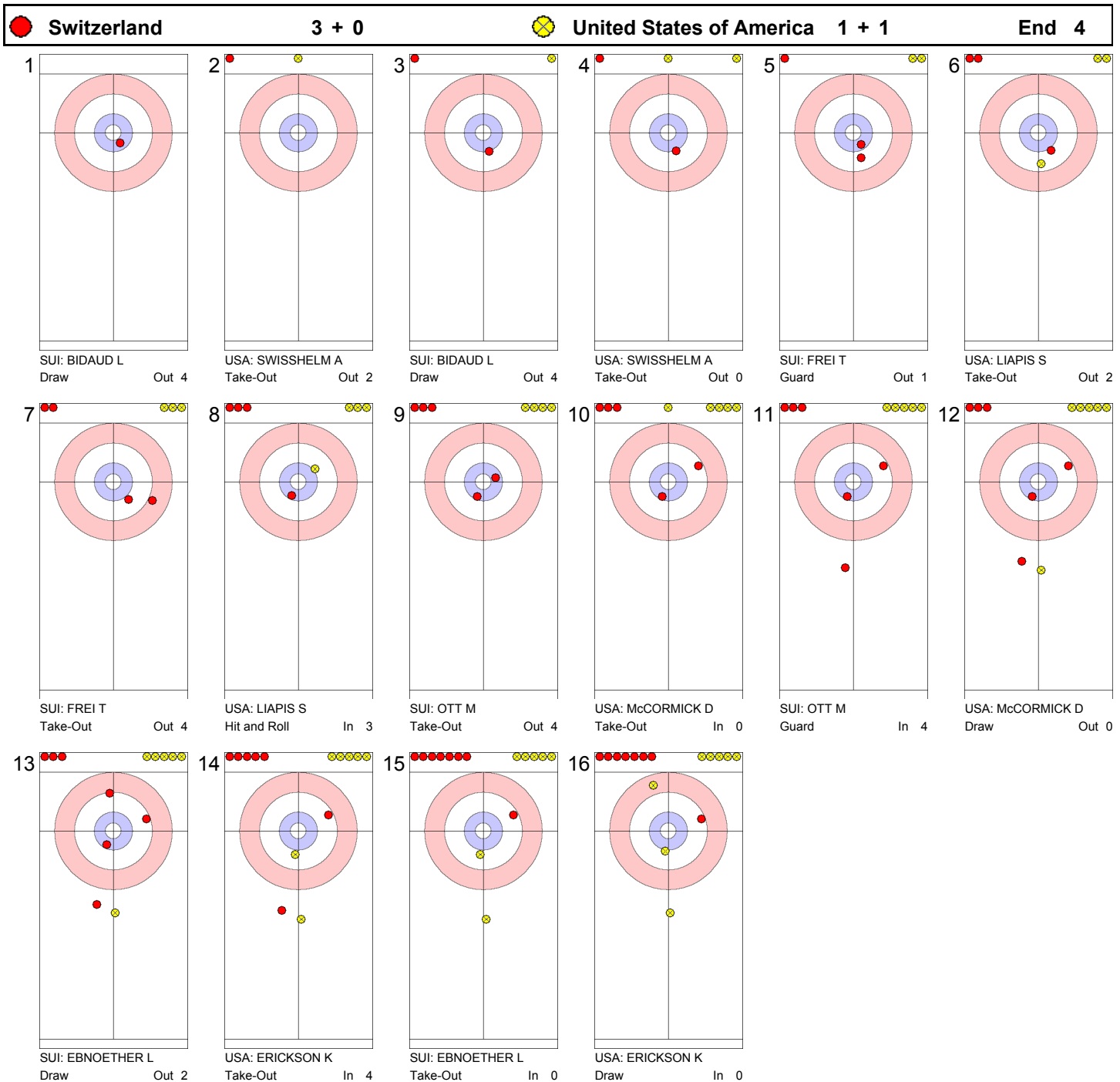




**GAME-SHOT BY SHOT / DÉROULEMENT DU MATCH**

WOMEN'S SEMIFINAL - SHEET B  
DAMES, DEMI-FINALE - PISTE B

THE ICE SHEET AT OGDEN WED 20 FEB 2002 / MER 20 FEV 2002 START TIME / DEBUT 9:00



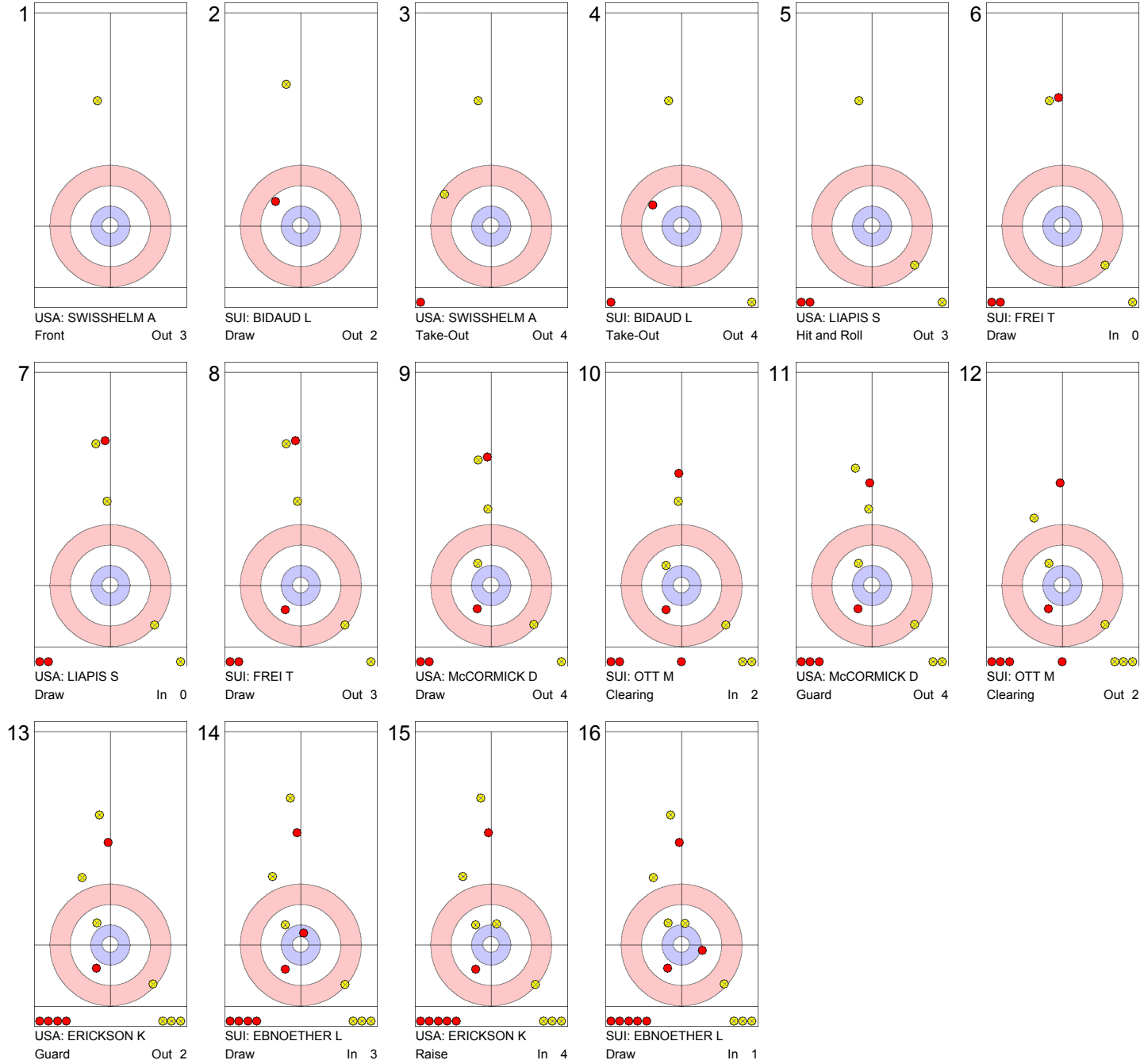


**GAME-SHOT BY SHOT / DÉROULEMENT DU MATCH**

WOMEN'S SEMIFINAL - SHEET B  
DAMES, DEMI-FINALE - PISTE B

THE ICE SHEET AT OGDEN WED 20 FEB 2002 / MER 20 FEV 2002 START TIME / DEBUT 9:00

<b>Switzerland</b>	<b>3 + 0</b>	<b>United States of America</b>	<b>2 + 1</b>	<b>End 5</b>
--------------------	--------------	---------------------------------	--------------	--------------





**GAME-SHOT BY SHOT / DÉROULEMENT DU MATCH**

WOMEN'S SEMIFINAL - SHEET B  
DAMES, DEMI-FINALE - PISTE B

THE ICE SHEET AT OGDEN WED 20 FEB 2002 / MER 20 FEV 2002 START TIME / DEBUT 9:00

<b>Switzerland</b>	<b>3 + 1</b>	<b>United States of America</b>	<b>3 + 0</b>	<b>End 6</b>
--------------------	--------------	---------------------------------	--------------	--------------







**GAME-SHOT BY SHOT / DÉROULEMENT DU MATCH**

WOMEN'S SEMIFINAL - SHEET B  
DAMES, DEMI-FINALE - PISTE B

THE ICE SHEET AT OGDEN WED 20 FEB 2002 / MER 20 FEV 2002 START TIME / DEBUT 9:00

<b>Switzerland</b>	<b>4 + 2</b>	<b>United States of America</b>	<b>3 + 0</b>	<b>End 7</b>
--------------------	--------------	---------------------------------	--------------	--------------





**GAME-SHOT BY SHOT / DÉROULEMENT DU MATCH**

WOMEN'S SEMIFINAL - SHEET B  
DAMES, DEMI-FINALE - PISTE B

THE ICE SHEET AT OGDEN WED 20 FEB 2002 / MER 20 FEV 2002 START TIME / DEBUT 9:00

<b>Switzerland</b>	<b>6 + 0</b>	<b>United States of America</b>	<b>3 + 1</b>
			<b>End 8</b>



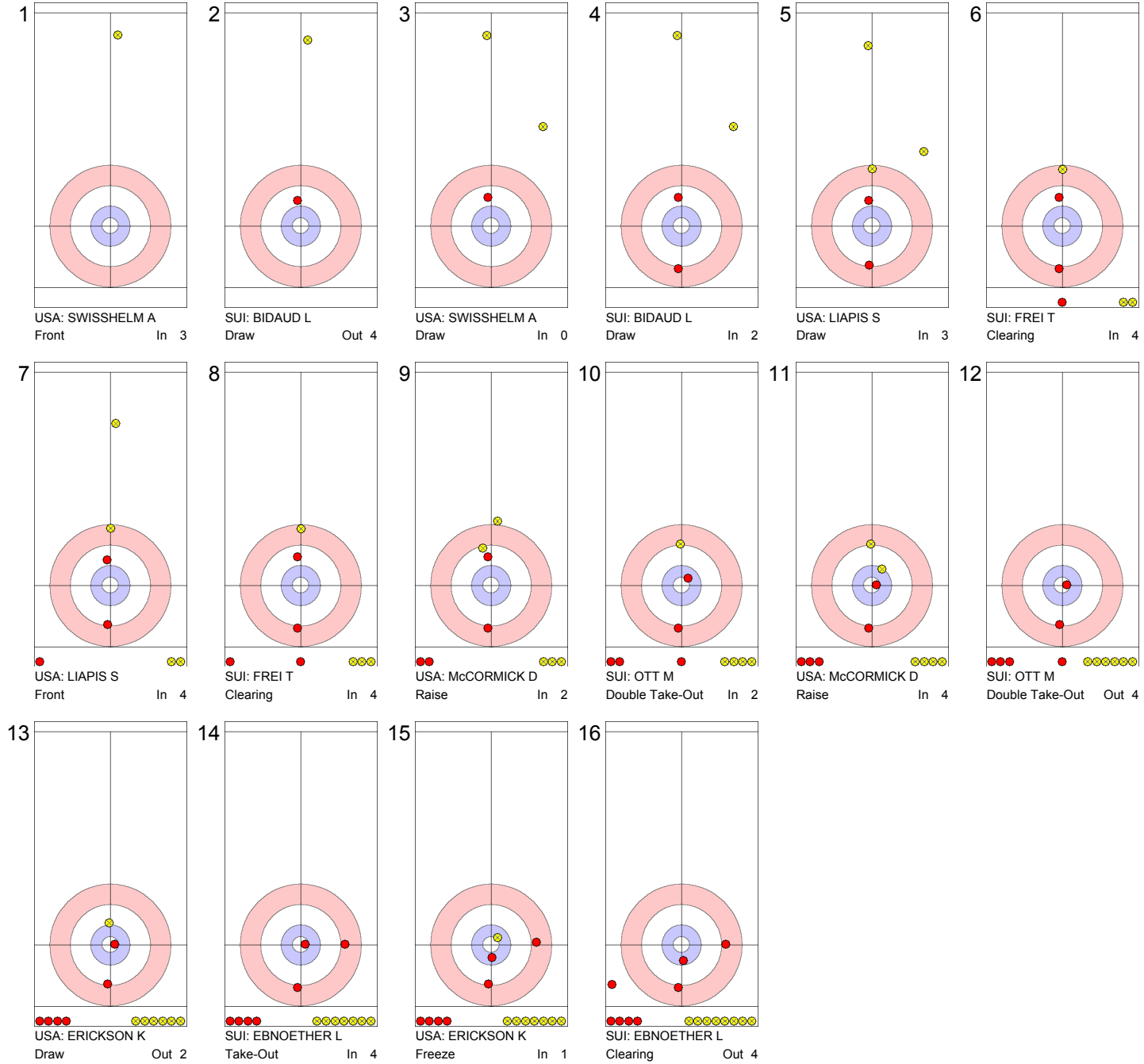


**GAME-SHOT BY SHOT / DÉROULEMENT DU MATCH**

WOMEN'S SEMIFINAL - SHEET B  
DAMES, DEMI-FINALE - PISTE B

THE ICE SHEET AT OGDEN WED 20 FEB 2002 / MER 20 FEV 2002 START TIME / DEBUT 9:00

● **Switzerland** **6 + 3**
● **United States of America** **4 + 0**
**End 9**





## GAME RESULTS / RÉSULTATS DE LA PARTIE

WOMEN'S SEMIFINAL - SHEET D  
DAMES, DEMI-FINALE - PISTE D

THE ICE SHEET AT OGDEN WED 20 FEB 2002 / MER 20 FEV 2002 START TIME / DEBUT 9:00

Sheet	Round	Team	NOC	LSFE	1	2	3	4	5	6	7	8	9	10	Extra Ends	Total
D	12	Great Britain	GBR		0	0	1	2	0	0	2	0	0	1		6
	10	Canada	CAN	*	1	0	0	0	1	1	0	1	1	0		5

Great Britain		Semifinal	All
4 S	MARTIN Rhona	78 %	74 %
3	KNOX Debbie	80 %	75 %
2	MacDONALD Fiona	66 %	73 %
1	RANKIN Janice	90 %	81 %
A	MORTON Margaret	- %	50 %
Team Total		78 %	76 %

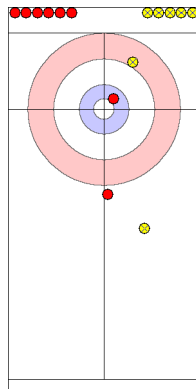
Time remaining: 2:15

Canada		Semifinal	All
4 S	LAW Kelley	71 %	74 %
3	SKINNER Julie	64 %	75 %
2	WHEATCROFT Georgina	76 %	81 %
1	NELSON Diane	93 %	78 %
A	NOBLE Cheryl	- %	50 %
Team Total		76 %	77 %

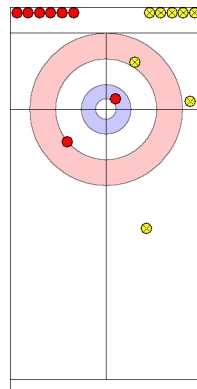
Time remaining: 1:41

### Most Important Shot:

On her last stone Canadian Skip LAW K wicked on the front guard while attempting to draw and pushed in another Great Britain stone allowing them to steal two in the fourth end.



Before



After

End: 4  
Team: Canada  
Player: LAW K  
Stone: Fourth, 2nd stone  
Task: Raise  
Handle: Out-turn  
Points: 0%

● : Great Britain  
● : Canada

### LEGEND

LSFE (\*) indicates last stone advantage in the first end



**GAME-SHOT BY SHOT / DÉROULEMENT DU MATCH**

WOMEN'S SEMIFINAL - SHEET D  
DAMES, DEMI-FINALE - PISTE D

THE ICE SHEET AT OGDEN WED 20 FEB 2002 / MER 20 FEV 2002 START TIME / DEBUT 9:00





**GAME-SHOT BY SHOT / DÉROULEMENT DU MATCH**

WOMEN'S SEMIFINAL - SHEET D  
DAMES, DEMI-FINALE - PISTE D

THE ICE SHEET AT OGDEN WED 20 FEB 2002 / MER 20 FEV 2002 START TIME / DEBUT 9:00





**GAME-SHOT BY SHOT / DÉROULEMENT DU MATCH**

WOMEN'S SEMIFINAL - SHEET D  
DAMES, DEMI-FINALE - PISTE D

THE ICE SHEET AT OGDEN WED 20 FEB 2002 / MER 20 FEV 2002 START TIME / DEBUT 9:00





**GAME-SHOT BY SHOT / DÉROULEMENT DU MATCH**

WOMEN'S SEMIFINAL - SHEET D  
DAMES, DEMI-FINALE - PISTE D

THE ICE SHEET AT OGDEN WED 20 FEB 2002 / MER 20 FEV 2002 START TIME / DEBUT 9:00



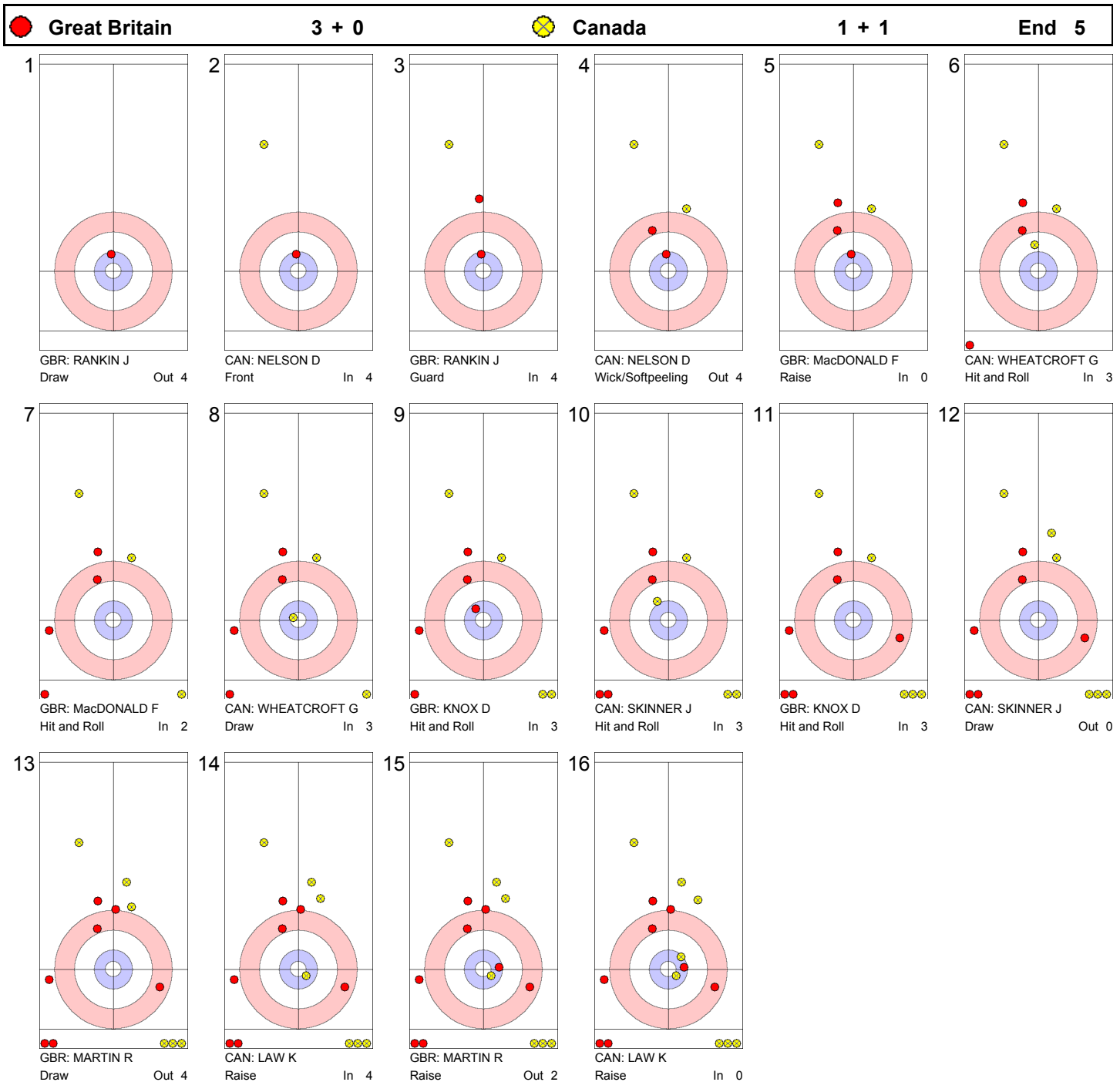




**GAME-SHOT BY SHOT / DÉROULEMENT DU MATCH**

WOMEN'S SEMIFINAL - SHEET D  
DAMES, DEMI-FINALE - PISTE D

THE ICE SHEET AT OGDEN WED 20 FEB 2002 / MER 20 FEV 2002 START TIME / DEBUT 9:00





## GAME-SHOT BY SHOT / DÉROULEMENT DU MATCH

WOMEN'S SEMIFINAL - SHEET D  
DAMES, DEMI-FINALE - PISTE D

THE ICE SHEET AT OGDEN WED 20 FEB 2002 / MER 20 FEV 2002 START TIME / DEBUT 9:00

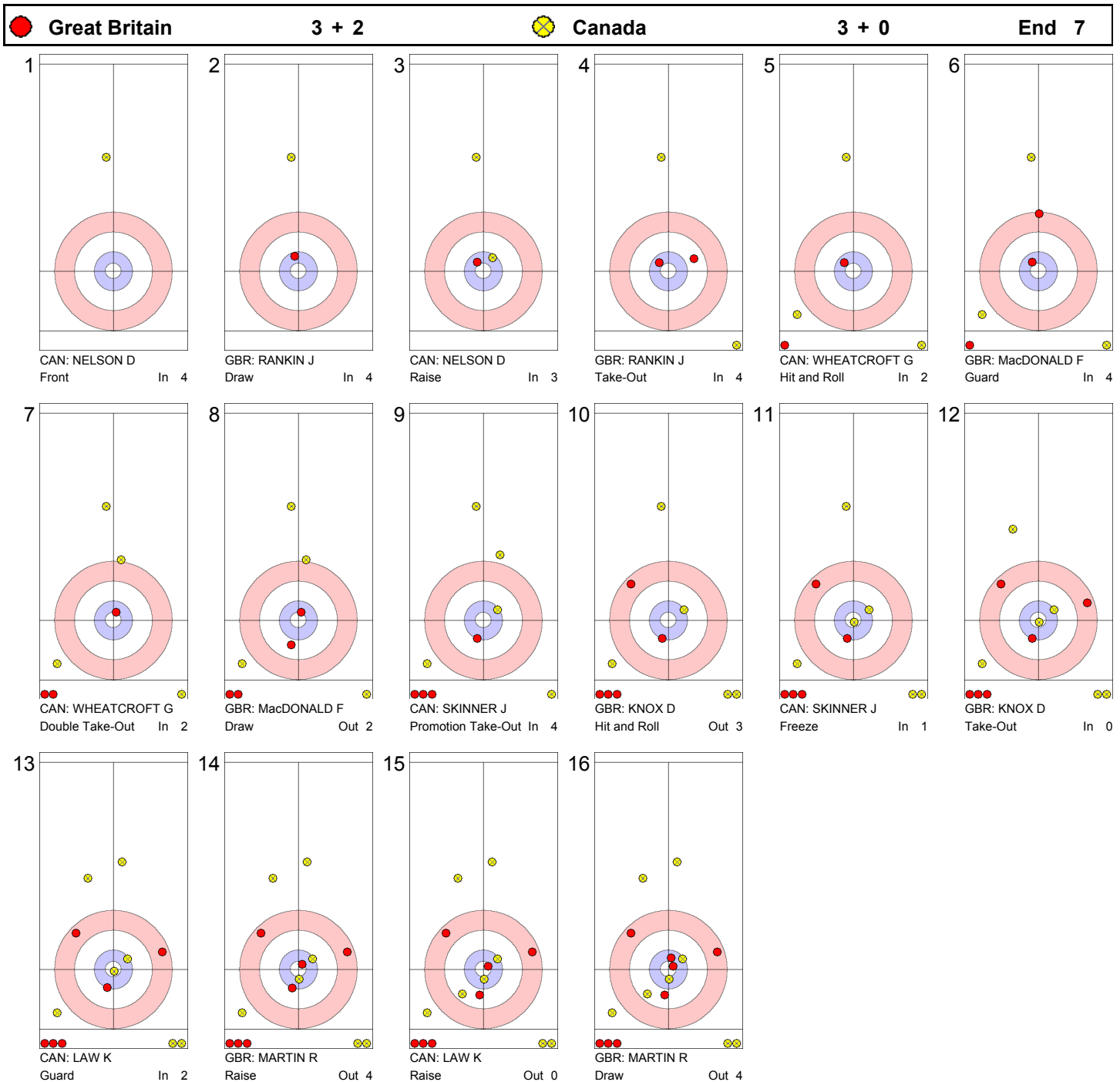




## GAME-SHOT BY SHOT / DÉROULEMENT DU MATCH

WOMEN'S SEMIFINAL - SHEET D  
DAMES, DEMI-FINALE - PISTE D

THE ICE SHEET AT OGDEN WED 20 FEB 2002 / MER 20 FEV 2002 START TIME / DEBUT 9:00





**GAME-SHOT BY SHOT / DÉROULEMENT DU MATCH**

WOMEN'S SEMIFINAL - SHEET D  
DAMES, DEMI-FINALE - PISTE D

THE ICE SHEET AT OGDEN WED 20 FEB 2002 / MER 20 FEV 2002 START TIME / DEBUT 9:00





**GAME-SHOT BY SHOT / DÉROULEMENT DU MATCH**

WOMEN'S SEMIFINAL - SHEET D  
 DAMES, DEMI-FINALE - PISTE D

THE ICE SHEET AT OGDEN WED 20 FEB 2002 / MER 20 FEV 2002 START TIME / DEBUT 9:00

<b>Great Britain</b>	<b>5 + 0</b>	<b>Canada</b>	<b>4 + 1</b>	<b>End 9</b>
----------------------	--------------	---------------	--------------	--------------

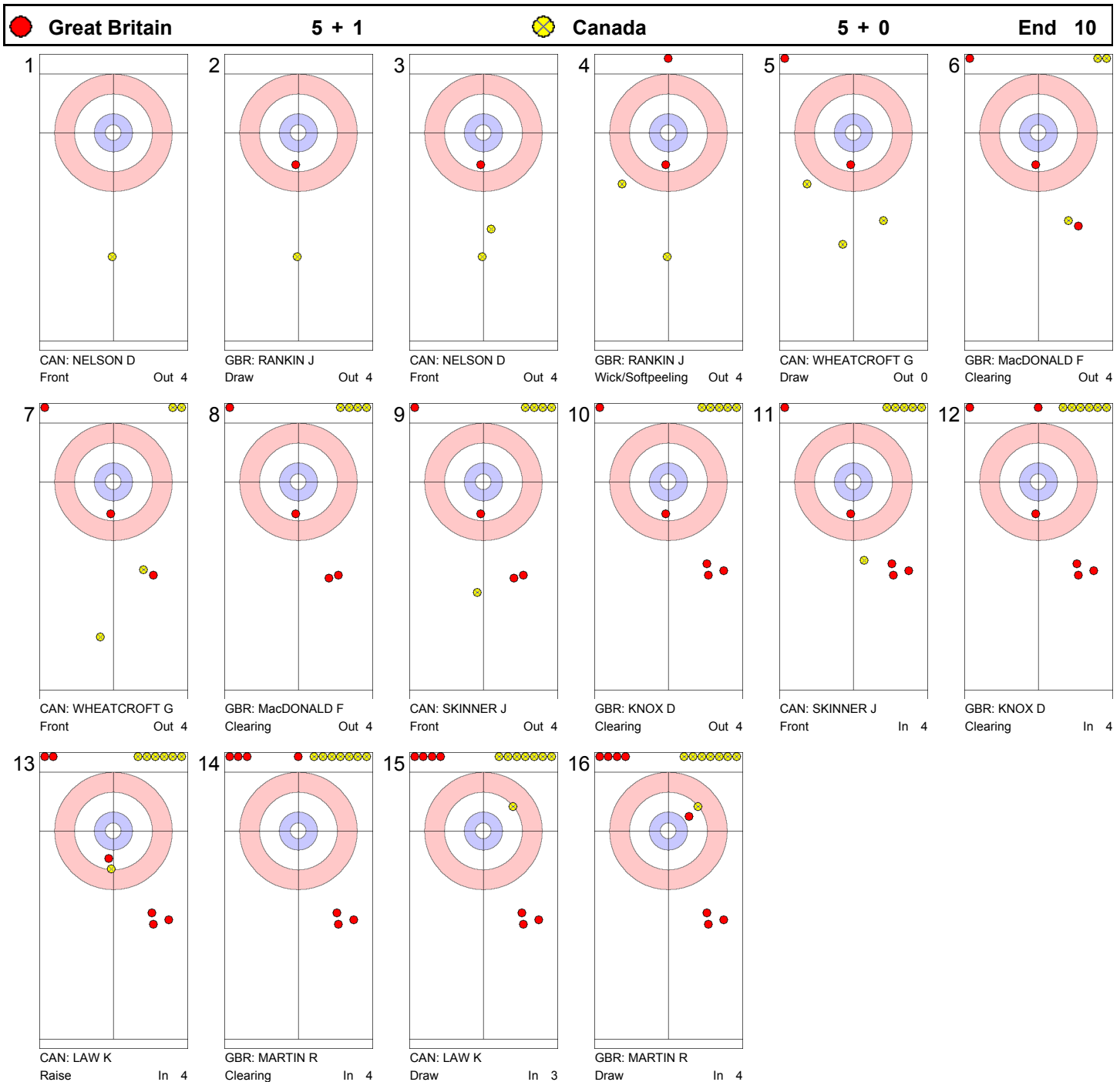




**GAME-SHOT BY SHOT / DÉROULEMENT DU MATCH**

WOMEN'S SEMIFINAL - SHEET D  
DAMES, DEMI-FINALE - PISTE D

THE ICE SHEET AT OGDEN WED 20 FEB 2002 / MER 20 FEV 2002 START TIME / DEBUT 9:00





## GAME RESULTS / RÉSULTATS DE LA PARTIE

### WOMEN'S BRONZE MEDAL GAME DAMES, MATCH POUR LA MÉDAILLE DE BRONZE

THE ICE SHEET AT OGDEN THU 21 FEB 2002 / JEU 21 FEV 2002 START TIME / DEBUT 9:00

Sheet	Round	Team	NOC	LSFE	1	2	3	4	5	6	7	8	9	10	Extra Ends	Total
C	11	United States of America	USA		0	1	1	0	0	1	0	2	0	0		5
	11	Canada	CAN	*	2	0	0	2	1	0	2	0	1	1		9

United States of America		Bronze	All
4 S	ERICKSON Kari	59 %	68 %
3	McCORMICK Debbie	76 %	73 %
2	LIAPIS Stacey	80 %	79 %
1	SWISSHELM Ann	83 %	80 %
A	COTTEN Joni	- %	83 %
Team Total		75 %	75 %

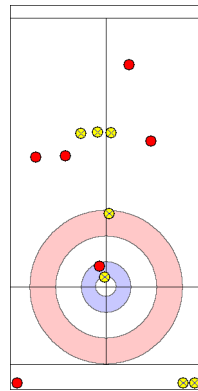
Time remaining: 3:40

Canada		Bronze	All
4 S	LAW Kelley	63 %	73 %
3	SKINNER Julie	74 %	75 %
2	WHEATCROFT Georgina	85 %	82 %
1	NELSON Diane	84 %	79 %
A	NOBLE Cheryl	- %	50 %
Team Total		76 %	77 %

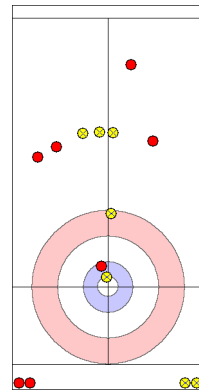
Time remaining: 5:08

#### Most Important Shot:

US was sitting second shot, frozen to the Canadian shot stone behind several guards. US Skip ERICKSON K attempted an angle raise Take-Out to remove the Canadian shot stone but didn't quite curl enough, allowing Team Canada to place another guard and ultimately steal a point to take control at the halfway point.



Before



After

End: 5  
Team: USA  
Player: ERICKSON K  
Stone: Fourth, 1st stone  
Task: Promotion Take-Out  
Handle: Out-turn  
Points: 0%

● : USA  
● : Canada

#### LEGEND

LSFE (\*) indicates last stone advantage in the first end



## GAME-SHOT BY SHOT / DÉROULEMENT DU MATCH

### WOMEN'S BRONZE MEDAL GAME DAMES, MATCH POUR LA MÉDAILLE DE BRONZE

THE ICE SHEET AT OGDEN THU 21 FEB 2002 / JEU 21 FEV 2002 START TIME / DEBUT 9:00







## GAME-SHOT BY SHOT / DÉROULEMENT DU MATCH

### WOMEN'S BRONZE MEDAL GAME DAMES, MATCH POUR LA MÉDAILLE DE BRONZE

THE ICE SHEET AT OGDEN THU 21 FEB 2002 / JEU 21 FEV 2002 START TIME / DEBUT 9:00





# GAME-SHOT BY SHOT / DÉROULEMENT DU MATCH

## WOMEN'S BRONZE MEDAL GAME DAMES, MATCH POUR LA MÉDAILLE DE BRONZE

THE ICE SHEET AT OGDEN THU 21 FEB 2002 / JEU 21 FEV 2002 START TIME / DEBUT 9:00





**GAME-SHOT BY SHOT / DÉROULEMENT DU MATCH**

**WOMEN'S BRONZE MEDAL GAME  
DAMES, MATCH POUR LA MÉDAILLE DE BRONZE**

THE ICE SHEET AT OGDEN THU 21 FEB 2002 / JEU 21 FEV 2002 START TIME / DEBUT 9:00

● **United States of America 2 + 0**
● **Canada**
**2 + 2**
**End 4**



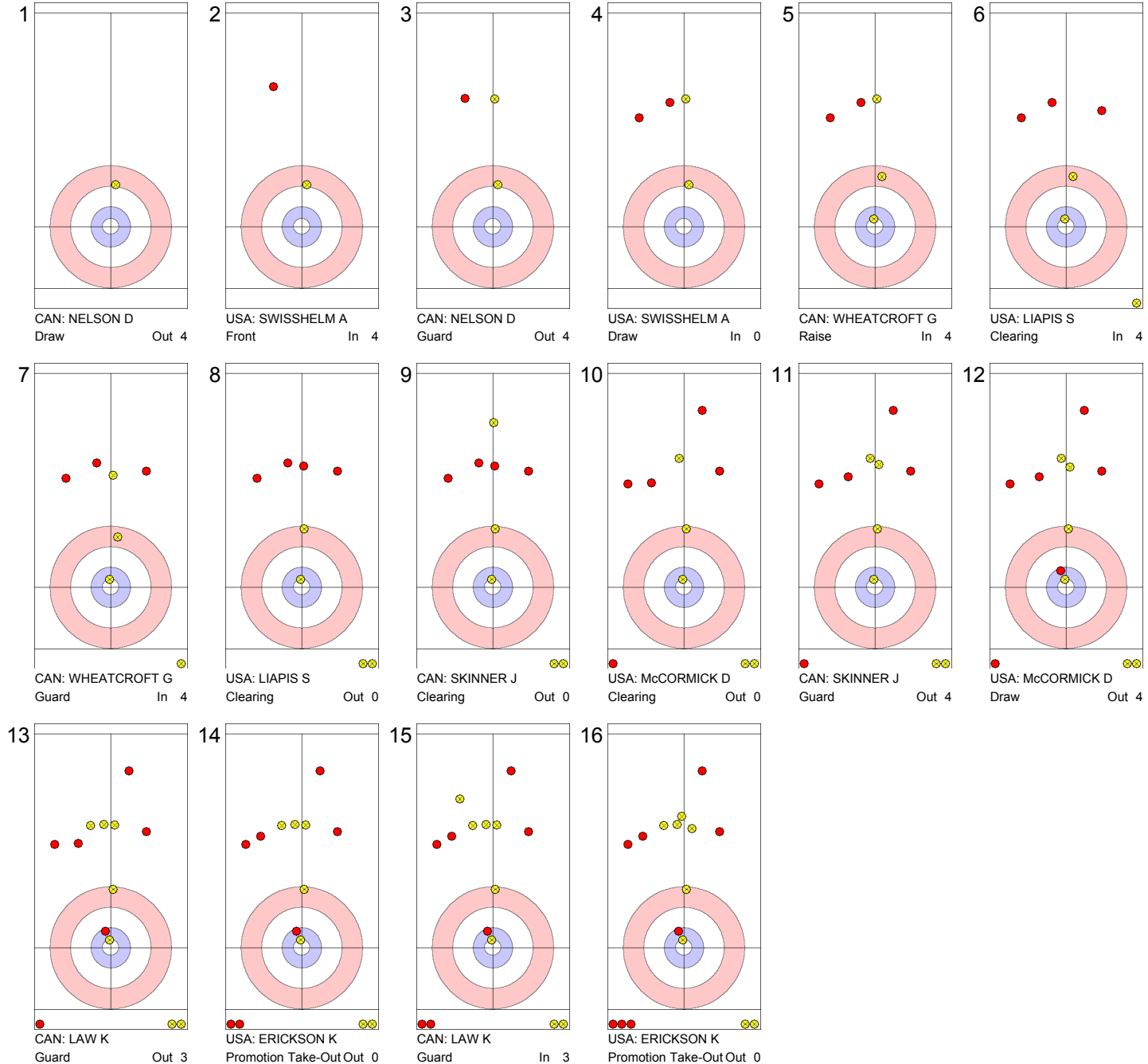


**GAME-SHOT BY SHOT / DÉROULEMENT DU MATCH**

**WOMEN'S BRONZE MEDAL GAME  
DAMES, MATCH POUR LA MÉDAILLE DE BRONZE**

THE ICE SHEET AT OGDEN THU 21 FEB 2002 / JEU 21 FEV 2002 START TIME / DEBUT 9:00

● **United States of America 2 + 0**
● **Canada 4 + 1**
**End 5**





**GAME-SHOT BY SHOT / DÉROULEMENT DU MATCH**

**WOMEN'S BRONZE MEDAL GAME  
DAMES, MATCH POUR LA MÉDAILLE DE BRONZE**

THE ICE SHEET AT OGDEN THU 21 FEB 2002 / JEU 21 FEV 2002 START TIME / DEBUT 9:00

<b>United States of America</b> <b>2 + 1</b>	<b>Canada</b>	<b>5 + 0</b>	<b>End 6</b>
--	---------------	--------------	--------------



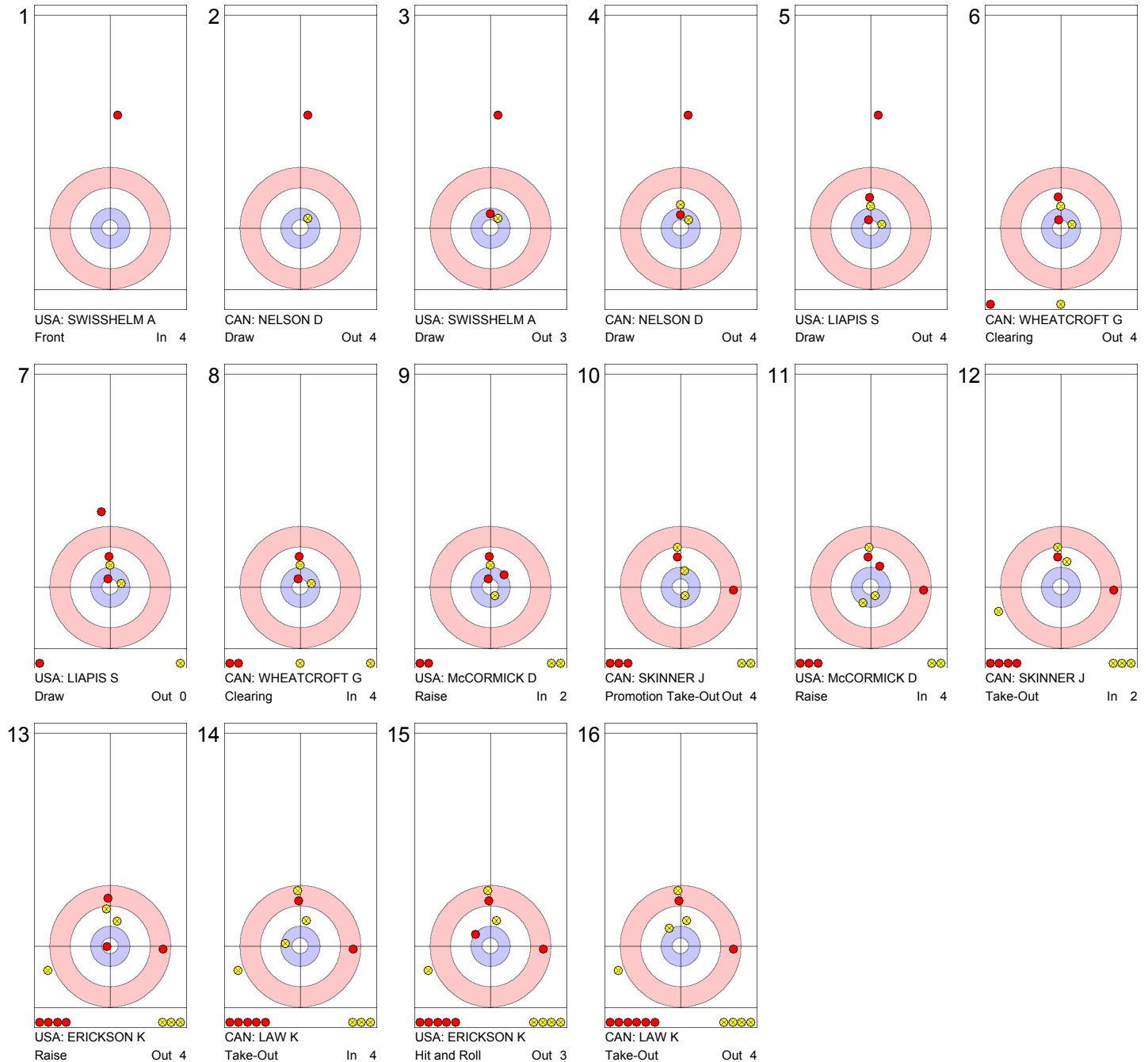


## GAME-SHOT BY SHOT / DÉROULEMENT DU MATCH

WOMEN'S BRONZE MEDAL GAME  
DAMES, MATCH POUR LA MÉDAILLE DE BRONZE

THE ICE SHEET AT OGDEN THU 21 FEB 2002 / JEU 21 FEV 2002 START TIME / DEBUT 9:00

<b>United States of America</b> <b>3 + 0</b>	<b>Canada</b> <b>5 + 2</b>	<b>End 7</b>
--	----------------------------	--------------





# GAME-SHOT BY SHOT / DÉROULEMENT DU MATCH

## WOMEN'S BRONZE MEDAL GAME DAMES, MATCH POUR LA MÉDAILLE DE BRONZE

THE ICE SHEET AT OGDEN THU 21 FEB 2002 / JEU 21 FEV 2002 START TIME / DEBUT 9:00



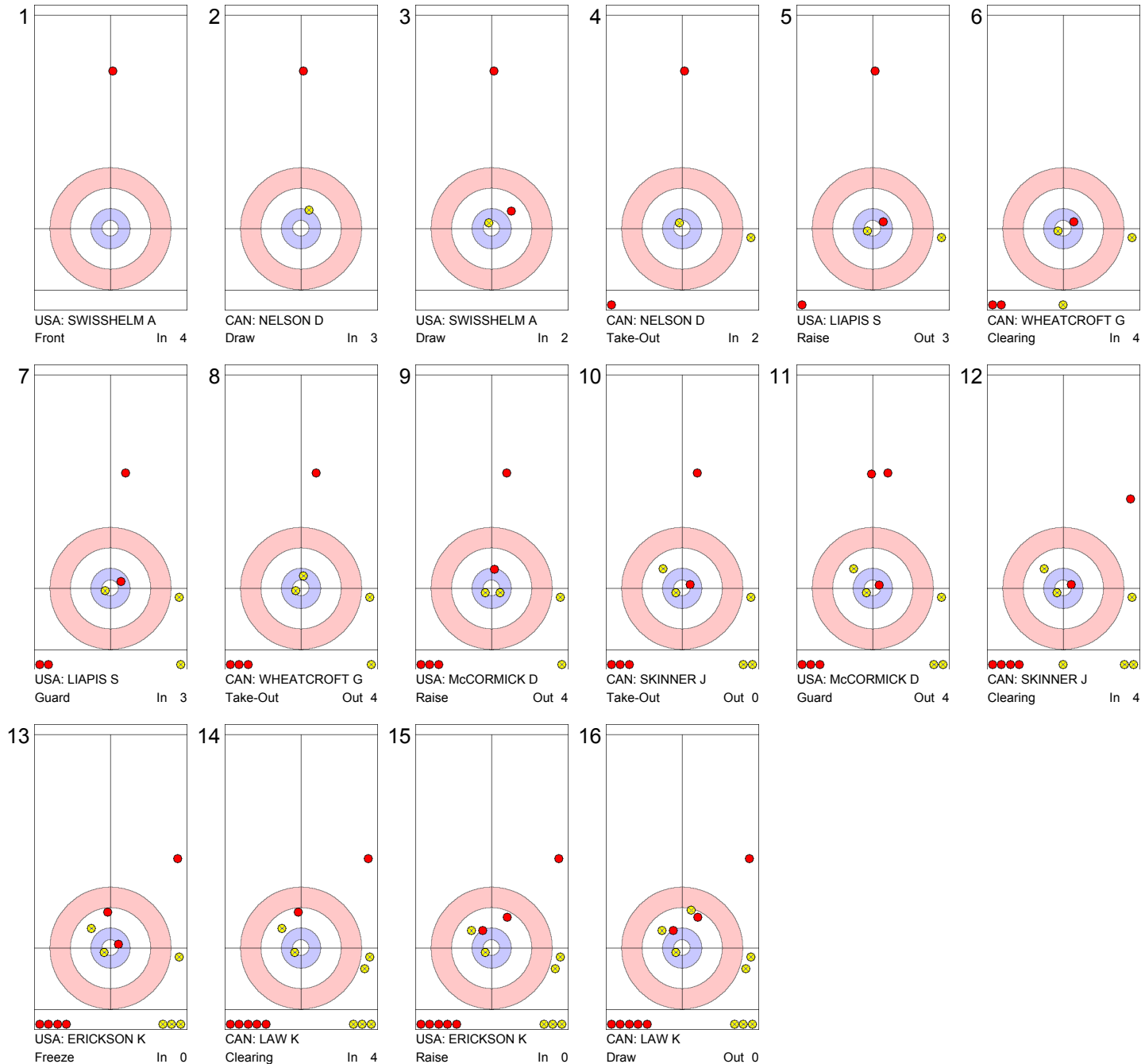


## GAME-SHOT BY SHOT / DÉROULEMENT DU MATCH

WOMEN'S BRONZE MEDAL GAME  
DAMES, MATCH POUR LA MÉDAILLE DE BRONZE

THE ICE SHEET AT OGDEN THU 21 FEB 2002 / JEU 21 FEV 2002 START TIME / DEBUT 9:00

<b>United States of America</b> 5 + 0	<b>Canada</b>	<b>7 + 1</b> <span style="float: right;"><b>End 9</b></span>
---------------------------------------	---------------	--







## GAME-SHOT BY SHOT / DÉROULEMENT DU MATCH

### WOMEN'S BRONZE MEDAL GAME DAMES, MATCH POUR LA MÉDAILLE DE BRONZE

THE ICE SHEET AT OGDEN THU 21 FEB 2002 / JEU 21 FEV 2002 START TIME / DEBUT 9:00





## GAME RESULTS / RÉSULTATS DE LA PARTIE

### WOMEN'S GOLD MEDAL GAME DAMES, MATCH POUR LA MÉDAILLE D'OR

THE ICE SHEET AT OGDEN THU 21 FEB 2002 / JEU 21 FEV 2002 START TIME / DEBUT 14:00

Sheet	Round	Team	NOC	LSFE	1	2	3	4	5	6	7	8	9	10	Extra Ends	Total
C	11	Switzerland	SUI		0	0	0	1	0	0	0	1	1	0		3
	13	Great Britain	GBR	*	0	0	0	0	2	0	1	0	0	1		4

Switzerland		Final	All
4 S	EBNOETHER Luzia	74 %	70 %
3	OTT Mirjam	90 %	76 %
2	FREI Tanya	74 %	80 %
1	BIDAUD Laurence	78 %	83 %
A	ROETHLISBERGER Nadia	- %	100 %
Team Total		79 %	77 %

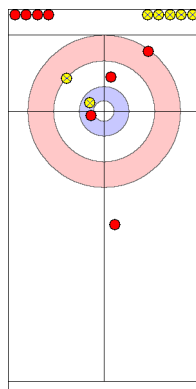
Time remaining: 2:07

Great Britain		Final	All
4 S	MARTIN Rhona	74 %	74 %
3	KNOX Debbie	84 %	76 %
2	MacDONALD Fiona	79 %	74 %
1	RANKIN Janice	85 %	82 %
A	MORTON Margaret	- %	50 %
Team Total		80 %	76 %

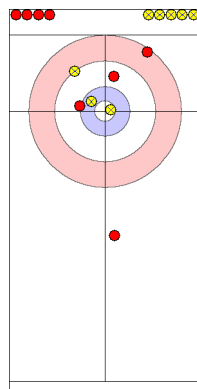
Time remaining: 2:56

#### Most Important Shot:

British skip MARTIN R made a draw to win the game. The shot just wicked on the Swiss stone to take the counting position.



Before



After

End: 10  
Team: Great Britain  
Player: MARTIN R  
Stone: Fourth, 2nd stone  
Task: Draw  
Handle: In-turn  
Points: 125% (bonus)

● : Switzerland  
● : Great Britain

#### LEGEND

LSFE (\*) indicates last stone advantage in the first end



## GAME-SHOT BY SHOT / DÉROULEMENT DU MATCH

WOMEN'S GOLD MEDAL GAME  
DAMES, MATCH POUR LA MÉDAILLE D'OR

THE ICE SHEET AT OGDEN THU 21 FEB 2002 / JEU 21 FEV 2002 START TIME / DEBUT 14:00





## GAME-SHOT BY SHOT / DÉROULEMENT DU MATCH

WOMEN'S GOLD MEDAL GAME  
DAMES, MATCH POUR LA MÉDAILLE D'OR

THE ICE SHEET AT OGDEN THU 21 FEB 2002 / JEU 21 FEV 2002 START TIME / DEBUT 14:00





# GAME-SHOT BY SHOT / DÉROULEMENT DU MATCH

## WOMEN'S GOLD MEDAL GAME DAMES, MATCH POUR LA MÉDAILLE D'OR

THE ICE SHEET AT OGDEN THU 21 FEB 2002 / JEU 21 FEV 2002 START TIME / DEBUT 14:00

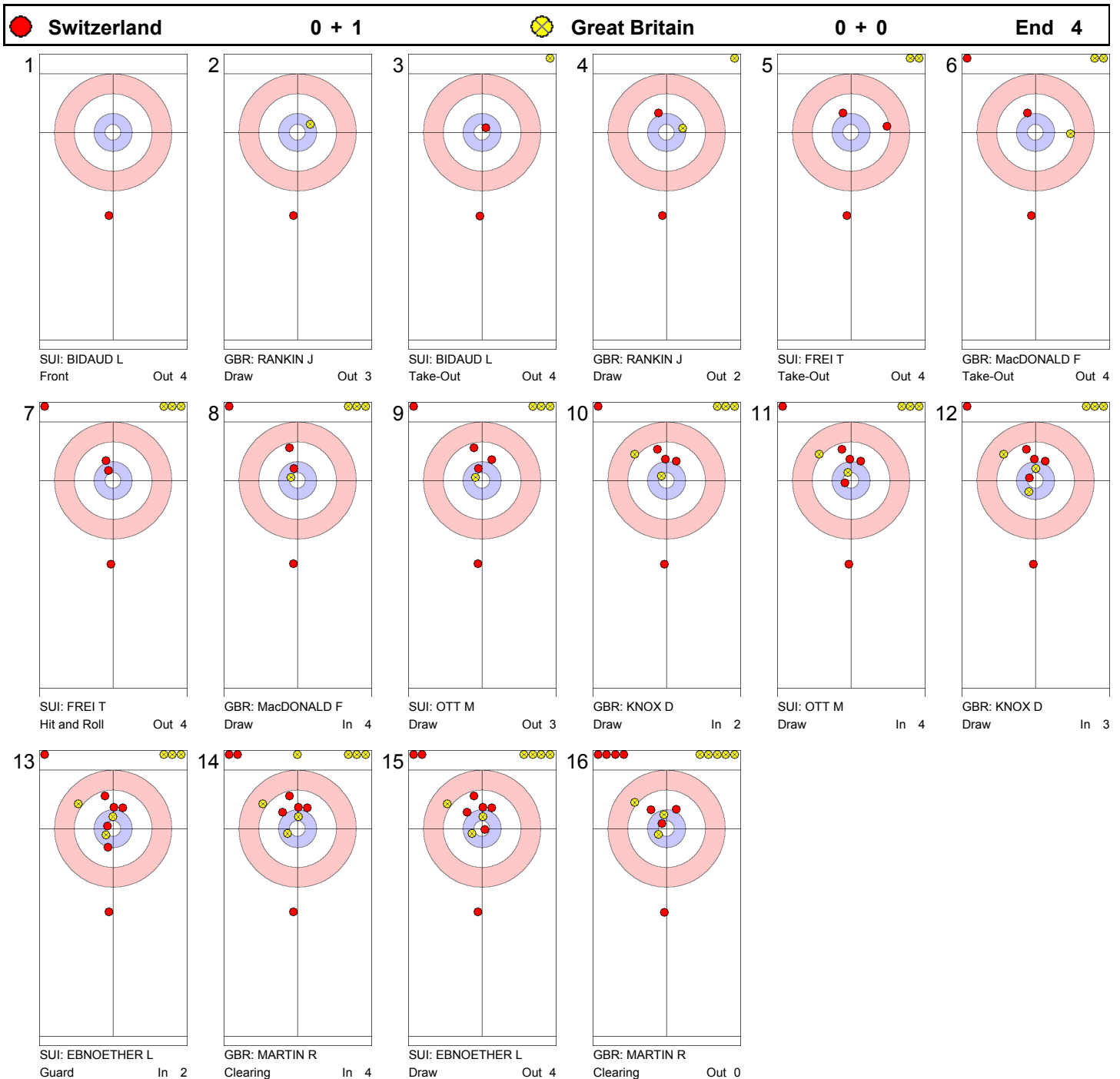




## GAME-SHOT BY SHOT / DÉROULEMENT DU MATCH

WOMEN'S GOLD MEDAL GAME  
DAMES, MATCH POUR LA MÉDAILLE D'OR

THE ICE SHEET AT OGDEN THU 21 FEB 2002 / JEU 21 FEV 2002 START TIME / DEBUT 14:00





# GAME-SHOT BY SHOT / DÉROULEMENT DU MATCH

## WOMEN'S GOLD MEDAL GAME DAMES, MATCH POUR LA MÉDAILLE D'OR

THE ICE SHEET AT OGDEN THU 21 FEB 2002 / JEU 21 FEV 2002 START TIME / DEBUT 14:00

<b>Switzerland</b>	<b>1 + 0</b>	<b>Great Britain</b>	<b>0 + 2</b>	<b>End 5</b>
--------------------	--------------	----------------------	--------------	--------------





# GAME-SHOT BY SHOT / DÉROULEMENT DU MATCH

WOMEN'S GOLD MEDAL GAME  
DAMES, MATCH POUR LA MÉDAILLE D'OR

THE ICE SHEET AT OGDEN THU 21 FEB 2002 / JEU 21 FEV 2002 START TIME / DEBUT 14:00



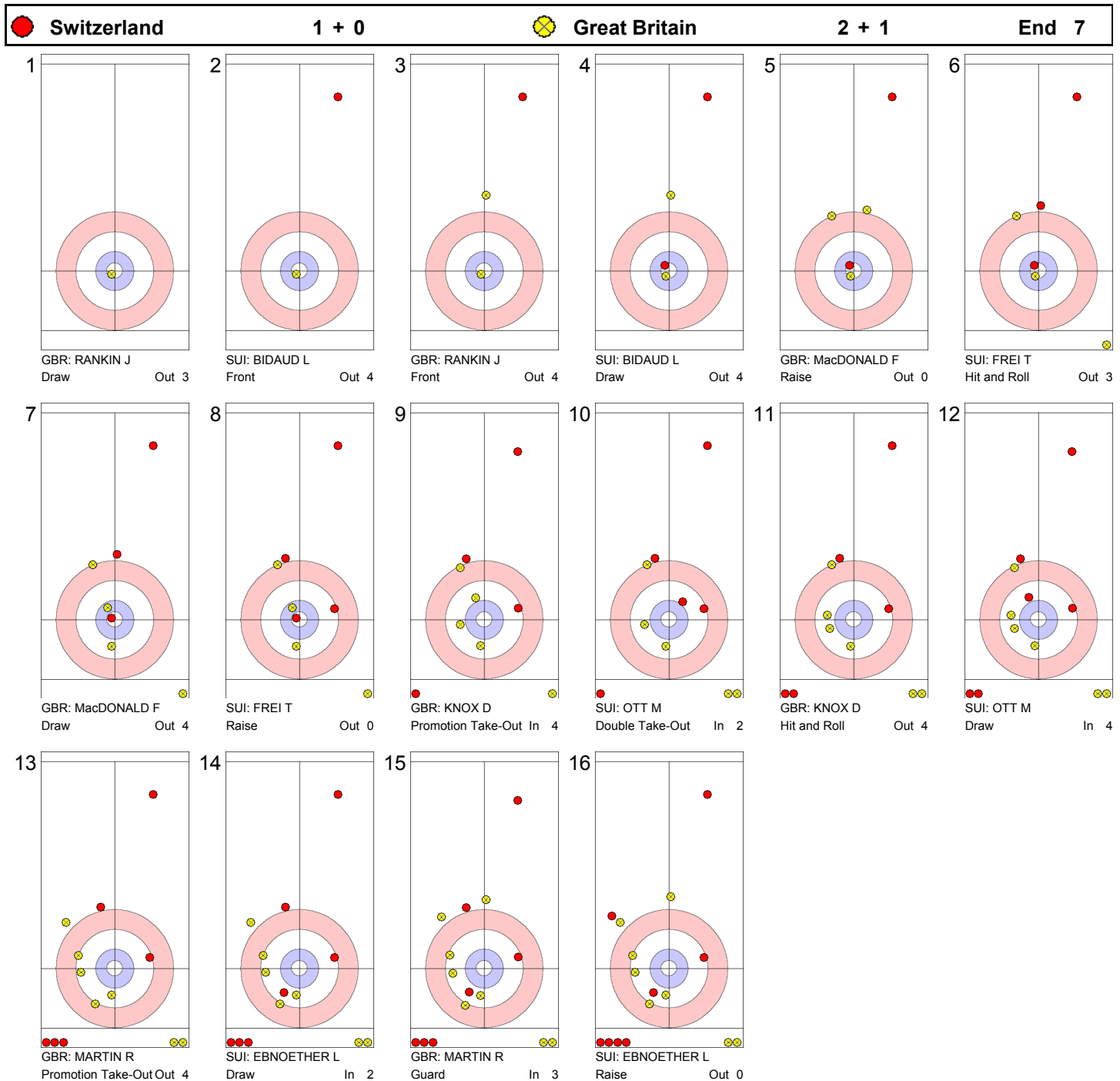




## GAME-SHOT BY SHOT / DÉROULEMENT DU MATCH

### WOMEN'S GOLD MEDAL GAME DAMES, MATCH POUR LA MÉDAILLE D'OR

THE ICE SHEET AT OGDEN THU 21 FEB 2002 / JEU 21 FEV 2002 START TIME / DEBUT 14:00





# GAME-SHOT BY SHOT / DÉROULEMENT DU MATCH

## WOMEN'S GOLD MEDAL GAME DAMES, MATCH POUR LA MÉDAILLE D'OR

THE ICE SHEET AT OGDEN THU 21 FEB 2002 / JEU 21 FEV 2002 START TIME / DEBUT 14:00





# GAME-SHOT BY SHOT / DÉROULEMENT DU MATCH

## WOMEN'S GOLD MEDAL GAME DAMES, MATCH POUR LA MÉDAILLE D'OR

THE ICE SHEET AT OGDEN THU 21 FEB 2002 / JEU 21 FEV 2002 START TIME / DEBUT 14:00





## GAME-SHOT BY SHOT / DÉROULEMENT DU MATCH

WOMEN'S GOLD MEDAL GAME  
DAMES, MATCH POUR LA MÉDAILLE D'OR

THE ICE SHEET AT OGDEN THU 21 FEB 2002 / JEU 21 FEV 2002 START TIME / DEBUT 14:00





## FINAL STANDINGS / CLASSEMENT FINAL

### WOMEN DAMES

THE ICE SHEET AT OGDEN

Rank	Team (NOC)	Players	Position
1	Great Britain (GBR)	MARTIN Rhona KNOX Debbie MacDONALD Fiona RANKIN Janice MORTON Margaret	Skip Third Second Lead Alternate
2	Switzerland (SUI)	EBNOETHER Luzia OTT Mirjam FREI Tanya BIDAUD Laurence ROETHLISBERGER Nadia	Skip Third Second Lead Alternate
3	Canada (CAN)	LAW Kelley SKINNER Julie WHEATCROFT Georgina NELSON Diane NOBLE Cheryl	Skip Third Second Lead Alternate
4	United States of America (USA)	ERICKSON Kari McCORMICK Debbie LIAPIS Stacey SWISSHELM Ann COTTEN Joni	Skip Third Second Lead Alternate
5	Germany (GER)	NESSLER Natalie BELKOFER Sabine WIELAENDER Heike STOCK Andrea FISCHER Karin	Skip Third Second Lead Alternate
6	Sweden (SWE)	GUSTAFSON Elisabet NYBERG Katarina MARMONT Louise PERSSON Elisabeth BERTRUP Christina	Skip Third Second Lead Alternate
7	Norway (NOR)	NORDBY Dordi WOODS Hanne HASLUM Marianne HOLTH Camilla LOEVSETH Kristin Toesse	Skip Third Second Lead Alternate
8	Japan (JPN)	KATOH Akiko HAYASHI Yumie ONODERA Ayumi KONAKA Mika ISHIZAKI Kotomi	Skip Third Second Lead Alternate



## FINAL STANDINGS / CLASSEMENT FINAL

WOMEN  
DAMES

THE ICE SHEET AT OGDEN

Rank	Team (NOC)	Players	Position
8	Denmark (DEN)	BIDSTRUP Lene SLOTSAGER Susanne KRAUSE Malene LUND NIELSEN Avijaja RICHARDSON Lisa	Skip Third Second Lead Alternate
10	Russian Federation (RUS)	JARKOVA Olga EZEKH Nkeirouka NEKRASSOVA Iana SKOULTAN Anastassia TIOUVAEVA Anjela	Skip Third Second Lead Alternate



## SUMMARY OF BIG ENDS / RÉSUMÉ DES MANCHES AVEC UN HAUT POINTAGE

AFTER WOMEN'S GOLD MEDAL GAME  
DAMES, APRÈS MATCH POUR LA MÉDAILLE D'OR

THE ICE SHEET AT OGDEN AS OF THU 21 FEB 2002 / EN DATE DU JEU 21 FEV 2002

Points Scored	By	Against	Session	End	Game Score
4	Canada	Sweden	1	5	5 : 4
4	Denmark	Sweden	4	3	11 : 9
4	Germany	Russian Federation	1	10	8 : 5
4	Norway	Japan	9	7	8 : 5
4	Sweden	Russian Federation	12	4	9 : 6
4	Switzerland	Denmark	1	5	9 : 8
4	Switzerland	Germany	12	9	10 : 4
4	United States of America	Russian Federation	8	5	11 : 4
4	United States of America	Norway	11	6	11 : 2

### NOTE

Big ends are defined as ends with a score of four or more points



## SCORING ANALYSIS / ANALYSE DES POINTS MARQUÉS

AFTER WOMEN'S GOLD MEDAL GAME  
DAMES, APRÈS MATCH POUR LA MÉDAILLE D'OR

THE ICE SHEET AT OGDEN AS OF THU 21 FEB 2002 / EN DATE DU JEU 21 FEV 2002

Team	NOC	Games		Stolen Ends	Points Scored						Total
					0	1	2	3	4	>4	
Canada	CAN	11	For	14	7	26	20	3	1	0	79
			Against	9	8	31	11	0	0	0	53
Denmark	DEN	9	For	9	1	26	12	1	1	0	57
			Against	12	6	23	17	3	1	0	70
Germany	GER	10	For	10	10	26	12	2	1	0	60
			Against	11	3	27	12	4	1	0	67
Great Britain	GBR	13	For	14	10	32	19	5	0	0	85
			Against	14	3	44	12	0	0	0	68
Japan	JPN	9	For	6	6	23	9	2	0	0	47
			Against	16	3	27	13	3	1	0	66
Norway	NOR	9	For	13	5	26	7	3	1	0	53
			Against	14	4	22	12	4	1	0	62
Russian Federation	RUS	9	For	7	7	30	8	1	0	0	49
			Against	10	6	22	12	3	3	0	67
Sweden	SWE	10	For	14	5	28	14	3	1	0	69
			Against	8	9	25	10	3	2	0	62
Switzerland	SUI	11	For	15	4	31	15	3	2	0	78
			Against	11	10	32	12	3	0	0	65
United States of America	USA	11	For	16	3	35	10	3	2	0	72
			Against	13	6	30	15	3	0	0	69
Total		51		118	58	283	126	26	9	0	649

### NOTE

Stolen ends are defined as ends won without the last stone advantage

### LEGEND

">4" indicates more than four points scored





## CUMULATIVE PLAYER STATISTICS BY TEAM STATISTIQUES CUMULÉES DES JOUEURS PAR ÉQUIPE

WOMEN  
DAMES

THE ICE SHEET AT OGDEN AS OF THU 21 FEB 2002 / EN DATE DU JEU 21 FEV 2002

### Canada (after Bronze Medal Game)

LAW Kelley		Skip		Right-handed		
Type	In-turn	%	Out-turn	%	Total	%
Draw	37	75	24	66	61	71
Front	0	-	0	-	0	-
Guard	11	66	4	94	15	73
Raise	11	75	10	70	21	73
Wick / Soft Peeling	1	0	1	50	2	25
Freeze	0	-	2	0	2	0
Take-Out	45	84	21	71	66	80
Hit and Roll	4	75	1	100	5	80
Clearing	13	81	6	58	19	74
Double Take-Out	6	50	3	75	9	58
Promotion Take-out not considered	4	100	2	0	6	67
	0	-	2	-	2	-
All Draws	60	72	41	66	101	70
All Take-Outs	72	81	33	66	105	76
Total	132	77	74	66	206	73

NELSON Diane		Lead		Right-handed		
Type	In-turn	%	Out-turn	%	Total	%
Draw	30	72	67	82	97	79
Front	18	83	16	98	34	90
Guard	0	-	3	75	3	75
Raise	4	56	4	56	8	56
Wick / Soft Peeling	1	0	8	63	9	56
Freeze	0	-	0	-	0	-
Take-Out	28	78	14	80	42	79
Hit and Roll	3	75	2	75	5	75
Clearing	3	100	2	50	5	80
Double Take-Out	0	-	1	50	1	50
Promotion Take-out not considered	0	-	0	-	0	-
	4	-	6	-	10	-
All Draws	53	73	98	82	151	79
All Take-Outs	34	79	19	75	53	78
Total	87	76	117	81	204	79

SKINNER Julie		Third		Right-handed		
Type	In-turn	%	Out-turn	%	Total	%
Draw	20	64	27	65	47	64
Front	1	100	2	100	3	100
Guard	5	80	6	92	11	86
Raise	9	69	1	50	10	68
Wick / Soft Peeling	1	0	0	-	1	0
Freeze	3	17	0	-	3	17
Take-Out	46	86	24	80	70	84
Hit and Roll	6	79	10	70	16	73
Clearing	18	76	17	74	35	75
Double Take-Out	10	68	4	81	14	71
Promotion Take-out not considered	3	92	1	100	4	94
	0	-	0	-	0	-
All Draws	39	63	36	71	75	67
All Take-Outs	83	81	56	77	139	79
Total	122	75	92	74	214	75

NOBLE Cheryl		Alternate		Right-handed		
Type	In-turn	%	Out-turn	%	Total	%
Draw	0	-	0	-	0	-
Front	0	-	0	-	0	-
Guard	0	-	0	-	0	-
Raise	0	-	0	-	0	-
Wick / Soft Peeling	0	-	0	-	0	-
Freeze	0	-	0	-	0	-
Take-Out	2	50	0	-	2	50
Hit and Roll	0	-	0	-	0	-
Clearing	0	-	0	-	0	-
Double Take-Out	0	-	0	-	0	-
Promotion Take-out not considered	0	-	0	-	0	-
	0	-	0	-	0	-
All Draws	0	-	0	-	0	-
All Take-Outs	2	50	0	-	2	50
Total	2	50	0	-	2	50

WHEATCROFT Georgina		Second		Right-handed		
Type	In-turn	%	Out-turn	%	Total	%
Draw	17	65	17	59	34	62
Front	4	100	3	100	7	100
Guard	5	80	4	81	9	81
Raise	4	75	7	71	11	73
Wick / Soft Peeling	0	-	0	-	0	-
Freeze	0	-	0	-	0	-
Take-Out	35	91	17	79	52	88
Hit and Roll	17	75	10	75	27	75
Clearing	33	95	27	84	60	90
Double Take-Out	5	90	6	75	11	82
Promotion Take-out not considered	0	-	1	100	1	100
	0	-	0	-	0	-
All Draws	30	73	31	69	61	71
All Take-Outs	90	90	61	81	151	86
Total	120	86	92	77	212	82

Team Canada						
Type	In-turn	%	Out-turn	%	Total	%
Draw	104	70	135	73	239	72
Front	23	87	21	99	44	93
Guard	21	73	17	87	38	79
Raise	28	71	22	67	50	69
Wick / Soft Peeling	3	0	9	61	12	46
Freeze	3	17	2	0	5	10
Take-Out	156	85	76	78	232	82
Hit and Roll	30	76	23	74	53	75
Clearing	67	88	52	76	119	83
Double Take-Out	21	68	14	75	35	71
Promotion Take-out not considered	7	96	4	50	11	80
	4	-	8	-	12	-
All Draws	182	71	206	75	388	73
All Take-Outs	281	84	169	76	450	81
Total	463	78	375	75	838	77



## CUMULATIVE PLAYER STATISTICS BY TEAM STATISTIQUES CUMULÉES DES JOUEURS PAR ÉQUIPE

WOMEN  
DAMES

THE ICE SHEET AT OGDEN AS OF THU 21 FEB 2002 / EN DATE DU JEU 21 FEV 2002

### Great Britain (after Gold Medal Game)

MARTIN Rhona

Type	In-turn		Skip		Right-handed		Total	%
	In-turn	%	Out-turn	%				
Draw	31	73	28	71	59	72		
Front	0	-	1	100	1	100		
Guard	6	71	2	75	8	72		
Raise	13	73	11	68	24	71		
Wick / Soft Peeling	1	50	0	-	1	50		
Freeze	1	0	1	75	2	38		
Take-Out	44	84	40	78	84	81		
Hit and Roll	7	46	7	71	14	59		
Clearing	13	92	14	71	27	81		
Double Take-Out	12	48	6	75	18	57		
Promotion Take-out	4	88	2	50	6	75		
not considered	0	-	3	-	3	-		
All Draws	52	71	43	71	95	71		
All Take-Outs	80	77	69	75	149	76		
Total	132	74	112	73	244	74		

RANKIN Janice

Type	In-turn		Lead		Left-handed		Total	%
	In-turn	%	Out-turn	%				
Draw	37	73	91	79	128	77		
Front	10	75	22	95	32	89		
Guard	3	100	3	67	6	83		
Raise	7	96	7	50	14	73		
Wick / Soft Peeling	1	100	4	63	5	70		
Freeze	1	75	1	100	2	88		
Take-Out	13	92	34	93	47	93		
Hit and Roll	3	67	1	100	4	75		
Clearing	1	100	0	-	1	100		
Double Take-Out	1	50	1	50	2	50		
Promotion Take-out	0	-	0	-	0	-		
not considered	0	-	7	-	7	-		
All Draws	59	78	128	80	187	79		
All Take-Outs	18	86	36	92	54	90		
Total	77	80	164	82	241	82		

KNOX Debbie

Type	In-turn		Third		Right-handed		Total	%
	In-turn	%	Out-turn	%				
Draw	26	57	24	72	50	64		
Front	0	-	3	100	3	100		
Guard	4	94	10	78	14	82		
Raise	2	50	3	92	5	75		
Wick / Soft Peeling	0	-	1	50	1	50		
Freeze	3	92	1	75	4	88		
Take-Out	50	87	58	72	108	79		
Hit and Roll	9	83	13	83	22	83		
Clearing	17	81	9	72	26	78		
Double Take-Out	5	70	7	71	12	71		
Promotion Take-out	3	50	2	88	5	65		
not considered	0	-	0	-	0	-		
All Draws	35	64	42	76	77	70		
All Take-Outs	84	83	89	74	173	78		
Total	119	77	131	75	250	76		

MORTON Margaret

Type	In-turn		Alternate		Right-handed		Total	%
	In-turn	%	Out-turn	%				
Draw	0	-	1	0	1	0		
Front	0	-	0	-	0	-		
Guard	0	-	0	-	0	-		
Raise	0	-	0	-	0	-		
Wick / Soft Peeling	0	-	0	-	0	-		
Freeze	0	-	0	-	0	-		
Take-Out	0	-	1	100	1	100		
Hit and Roll	0	-	0	-	0	-		
Clearing	0	-	0	-	0	-		
Double Take-Out	0	-	0	-	0	-		
Promotion Take-out	0	-	0	-	0	-		
not considered	0	-	0	-	0	-		
All Draws	0	-	1	0	1	0		
All Take-Outs	0	-	1	100	1	100		
Total	0	-	2	50	2	50		

MacDONALD Fiona

Type	In-turn		Second		Right-handed		Total	%
	In-turn	%	Out-turn	%				
Draw	19	76	38	76	57	76		
Front	3	50	4	100	7	79		
Guard	3	67	6	83	9	78		
Raise	8	38	5	40	13	38		
Wick / Soft Peeling	1	100	1	100	2	100		
Freeze	1	25	0	-	1	25		
Take-Out	53	82	41	67	94	75		
Hit and Roll	13	77	5	70	18	75		
Clearing	19	71	20	83	39	77		
Double Take-Out	3	83	3	33	6	58		
Promotion Take-out	1	100	3	67	4	75		
not considered	0	-	0	-	0	-		
All Draws	35	64	54	76	89	71		
All Take-Outs	89	79	72	70	161	75		
Total	124	75	126	73	250	74		

Team Great Britain

Type	In-turn		Out-turn		Total		%
	In-turn	%	Out-turn	%	Total	%	
Draw	113	70	182	76	295	73	
Front	13	69	30	97	43	88	
Guard	16	81	21	77	37	79	
Raise	30	68	26	61	56	64	
Wick / Soft Peeling	3	83	6	67	9	72	
Freeze	6	63	3	83	9	69	
Take-Out	160	85	174	76	334	80	
Hit and Roll	32	71	26	78	58	74	
Clearing	50	81	43	77	93	79	
Double Take-Out	21	58	17	65	38	61	
Promotion Take-out	8	75	7	68	15	72	
not considered	0	-	10	-	10	-	
All Draws	181	70	268	77	449	74	
All Take-Outs	271	80	267	76	538	78	
Total	452	76	535	76	987	76	



## CUMULATIVE PLAYER STATISTICS BY TEAM STATISTIQUES CUMULÉES DES JOUEURS PAR ÉQUIPE

WOMEN  
DAMES

THE ICE SHEET AT OGDEN AS OF THU 21 FEB 2002 / EN DATE DU JEU 21 FEV 2002

### Switzerland (after Gold Medal Game)

EBNOETHER Luzia						BIDAUD Laurence							
		Skip		Right-handed				Lead		Right-handed			
Type	In-turn	%	Out-turn	%	Total	%	Type	In-turn	%	Out-turn	%	Total	%
Draw	44	63	31	72	75	66	Draw	17	75	83	83	100	82
Front	1	50	1	0	2	25	Front	9	83	38	96	47	94
Guard	4	50	8	84	12	73	Guard	0	-	6	83	6	83
Raise	5	40	6	50	11	45	Raise	2	100	3	67	5	80
Wick / Soft Peeling	2	100	0	-	2	100	Wick / Soft Peeling	2	25	5	30	7	29
Freeze	2	50	1	0	3	33	Freeze	1	0	0	-	1	0
Take-Out	37	81	31	87	68	84	Take-Out	17	88	23	91	40	90
Hit and Roll	4	75	5	50	9	61	Hit and Roll	3	92	2	75	5	85
Clearing	7	71	6	75	13	73	Clearing	0	-	3	100	3	100
Double Take-Out	10	63	10	63	20	63	Double Take-Out	2	50	3	67	5	60
Promotion Take-out not considered	4	50	1	50	5	50	Promotion Take-out not considered	0	-	1	0	1	0
All Draws	58	60	47	68	105	64	All Draws	31	73	135	85	166	83
All Take-Outs	62	75	53	77	115	76	All Take-Outs	22	85	32	86	54	86
Total	120	68	100	73	220	70	Total	53	78	167	85	220	83

OTT Mirjam						ROETHLISBERGER Nadia							
		Third		Right-handed				Alternate		Right-handed			
Type	In-turn	%	Out-turn	%	Total	%	Type	In-turn	%	Out-turn	%	Total	%
Draw	35	77	26	83	61	80	Draw	0	-	0	-	0	-
Front	5	100	2	50	7	86	Front	0	-	0	-	0	-
Guard	8	75	11	70	19	72	Guard	0	-	0	-	0	-
Raise	4	50	4	25	8	38	Raise	0	-	0	-	0	-
Wick / Soft Peeling	0	-	2	50	2	50	Wick / Soft Peeling	0	-	0	-	0	-
Freeze	1	50	0	-	1	50	Freeze	0	-	0	-	0	-
Take-Out	35	71	24	89	59	78	Take-Out	2	100	0	-	2	100
Hit and Roll	8	84	9	75	17	79	Hit and Roll	0	-	0	-	0	-
Clearing	15	83	17	85	32	84	Clearing	0	-	0	-	0	-
Double Take-Out	7	43	7	50	14	46	Double Take-Out	0	-	0	-	0	-
Promotion Take-out not considered	1	100	3	92	4	94	Promotion Take-out not considered	0	-	0	-	0	-
All Draws	53	76	45	72	98	74	All Draws	0	-	0	-	0	-
All Take-Outs	66	73	60	81	126	77	All Take-Outs	2	100	0	-	2	100
Total	119	74	105	77	224	76	Total	2	100	0	-	2	100

FREI Tanya						Team Switzerland							
		Second		Right-handed				Lead		Right-handed			
Type	In-turn	%	Out-turn	%	Total	%	Type	In-turn	%	Out-turn	%	Total	%
Draw	26	70	32	79	58	75	Draw	122	70	172	80	294	76
Front	5	100	4	100	9	100	Front	20	90	45	92	65	92
Guard	4	94	10	85	14	88	Guard	16	73	35	80	51	78
Raise	3	25	3	42	6	33	Raise	14	48	16	45	30	47
Wick / Soft Peeling	2	13	1	100	3	42	Wick / Soft Peeling	6	46	8	44	14	45
Freeze	0	-	0	-	0	-	Freeze	4	38	1	0	5	30
Take-Out	23	77	44	86	67	83	Take-Out	114	79	122	88	236	83
Hit and Roll	7	75	9	86	16	81	Hit and Roll	22	81	25	74	47	77
Clearing	27	85	14	84	41	85	Clearing	49	83	40	84	89	83
Double Take-Out	5	65	3	75	8	69	Double Take-Out	24	56	23	61	47	59
Promotion Take-out not considered	1	100	1	75	2	88	Promotion Take-out not considered	6	67	6	67	12	67
All Draws	40	70	50	80	90	76	All Draws	182	69	277	79	459	75
All Take-Outs	63	80	71	85	134	82	All Take-Outs	215	77	216	82	431	79
Total	103	76	121	83	224	80	Total	397	73	493	80	890	77



## CUMULATIVE PLAYER STATISTICS BY TEAM STATISTIQUES CUMULÉES DES JOUEURS PAR ÉQUIPE

WOMEN  
DAMES

THE ICE SHEET AT OGDEN AS OF THU 21 FEB 2002 / EN DATE DU JEU 21 FEV 2002

### United States of America (after Bronze Medal Game)

Type	Skip		Right-handed		Total	
	In-turn	%	Out-turn	%	Total	%
Draw	28	50	31	66	59	58
Front	0	-	0	-	0	-
Guard	9	64	10	78	19	71
Raise	12	44	4	75	16	52
Wick / Soft Peeling	1	75	1	125	2	100
Freeze	4	31	1	50	5	35
Take-Out	34	81	33	84	67	82
Hit and Roll	9	67	8	66	17	66
Clearing	9	94	5	90	14	93
Double Take-Out	2	38	5	55	7	50
Promotion Take-out not considered	0	-	4	6	4	6
All Draws	54	50	47	70	101	59
All Take-Outs	54	79	55	74	109	76
Total	108	65	102	72	210	68

Type	SWISSHELM Ann		Lead		Right-handed	
	In-turn	%	Out-turn	%	Total	%
Draw	45	65	40	84	85	74
Front	30	90	32	89	62	90
Guard	3	75	3	75	6	75
Raise	4	50	5	95	9	75
Wick / Soft Peeling	2	75	0	-	2	75
Freeze	0	-	0	-	0	-
Take-Out	13	69	25	84	38	79
Hit and Roll	1	75	1	100	2	88
Clearing	1	100	0	-	1	100
Double Take-Out	0	-	0	-	0	-
Promotion Take-out not considered	0	-	0	-	0	-
All Draws	84	74	80	86	164	80
All Take-Outs	15	72	26	85	41	80
Total	99	73	106	86	205	80

Type	McCORMICK Debbie		Third		Right-handed	
	In-turn	%	Out-turn	%	Total	%
Draw	28	71	25	69	53	70
Front	3	75	2	100	5	85
Guard	8	56	8	94	16	75
Raise	10	63	12	67	22	65
Wick / Soft Peeling	0	-	0	-	0	-
Freeze	1	75	3	33	4	44
Take-Out	36	74	37	84	73	79
Hit and Roll	6	67	4	69	10	68
Clearing	9	69	7	61	16	66
Double Take-Out	2	75	6	54	8	59
Promotion Take-out not considered	1	100	5	80	6	83
All Draws	50	68	50	72	100	70
All Take-Outs	54	73	59	77	113	75
Total	104	70	109	75	213	73

Type	COTTEN Joni		Alternate		Right-handed	
	In-turn	%	Out-turn	%	Total	%
Draw	1	50	2	100	3	83
Front	0	-	0	-	0	-
Guard	0	-	0	-	0	-
Raise	0	-	0	-	0	-
Wick / Soft Peeling	0	-	0	-	0	-
Freeze	0	-	0	-	0	-
Take-Out	0	-	0	-	0	-
Hit and Roll	0	-	0	-	0	-
Clearing	0	-	0	-	0	-
Double Take-Out	0	-	0	-	0	-
Promotion Take-out not considered	0	-	0	-	0	-
All Draws	1	50	2	100	3	83
All Take-Outs	0	-	0	-	0	-
Total	1	50	2	100	3	83

Type	LIAPIS Stacey		Second		Right-handed	
	In-turn	%	Out-turn	%	Total	%
Draw	24	61	25	59	49	60
Front	7	100	5	100	12	100
Guard	5	80	3	100	8	88
Raise	7	68	7	75	14	71
Wick / Soft Peeling	0	-	1	100	1	100
Freeze	0	-	1	0	1	0
Take-Out	32	92	42	83	74	87
Hit and Roll	5	90	14	84	19	86
Clearing	17	85	11	91	28	88
Double Take-Out	1	50	4	75	5	70
Promotion Take-out not considered	2	13	1	100	3	42
All Draws	43	71	42	69	85	70
All Take-Outs	57	86	72	84	129	85
Total	100	80	114	79	214	79

Type	Team United States of America				Total	
	In-turn	%	Out-turn	%	Total	%
Draw	126	62	123	72	249	67
Front	40	91	39	91	79	91
Guard	25	66	24	85	49	76
Raise	33	55	28	75	61	64
Wick / Soft Peeling	3	75	2	113	5	90
Freeze	5	40	5	30	10	35
Take-Out	115	81	137	84	252	82
Hit and Roll	21	73	27	77	48	75
Clearing	36	84	23	82	59	83
Double Take-Out	5	55	15	60	20	59
Promotion Take-out not considered	3	42	10	53	13	50
All Draws	232	66	221	76	453	71
All Take-Outs	180	79	212	80	392	79
Total	412	72	433	78	845	75



## COMPETITION SUMMARY / RÉSUMÉ DE LA COMPÉTITION

AFTER WOMEN'S GOLD MEDAL GAME  
DAMES, APRÈS MATCH POUR LA MÉDAILLE D'OR

THE ICE SHEET AT OGDEN AS OF THU 21 FEB 2002 / EN DATE DU JEU 21 FEV 2002

Session	Date	Time	Sheet A	Sheet B	Sheet C	Sheet D
Session 1	11 Feb	14:00	SWE - CAN 4 : 5	GBR - NOR 10 : 6	SUI - DEN 9 : 8	RUS - GER 5 : 8
Session 2	12 Feb	09:00	JPN - USA 7 : 8	SUI - RUS 7 : 6	SWE - GBR 7 : 4	CAN - NOR 6 : 5
Session 3	12 Feb	19:00	DEN - GER 5 : 9	SWE - USA 5 : 6	CAN - RUS 7 : 6	GBR - JPN 9 : 1
Session 4	13 Feb	14:00	USA - CAN 4 : 6	GER - JPN 5 : 3	NOR - SUI 5 : 7	SWE - DEN 9 : 11
Session 5	14 Feb	09:00	GER - NOR 5 : 10	RUS - GBR 5 : 8	DEN - USA 9 : 4	JPN - SUI 7 : 8
Session 6	14 Feb	19:00	RUS - DEN 7 : 5	USA - SUI 6 : 7	SWE - NOR 10 : 3	CAN - GBR 9 : 4
Session 7	15 Feb	14:00	GBR - SUI 7 : 4	JPN - SWE 7 : 8	GER - CAN 4 : 8	NOR - RUS 5 : 4
Session 8	16 Feb	09:00	CAN - JPN 9 : 4	RUS - USA 4 : 11	GBR - DEN 8 : 6	GER - SWE 7 : 5
Session 9	16 Feb	19:00	USA - GER 7 : 6	CAN - DEN 9 : 4	SUI - SWE 7 : 8	JPN - NOR 5 : 8
Session 10	17 Feb	14:00	NOR - DEN 9 : 4		RUS - JPN 6 : 7	GBR - USA 5 : 6
Session 11	18 Feb	09:00		GBR - GER 5 : 7	NOR - USA 2 : 11	SUI - CAN 7 : 6
Session 12	18 Feb	19:00	SWE - RUS 9 : 6		GER - SUI 4 : 10	DEN - JPN 5 : 6
Tie-breaker 1	19 Feb	09:00			SWE - GBR 4 : 6	
Tie-breaker 2	19 Feb	14:00		GBR - GER 9 : 5		
Semifinal	20 Feb	09:00		SUI - USA 9 : 4		GBR - CAN 6 : 5
Bronze-Medal	21 Feb	09:00			USA - CAN 5 : 9	
Final	21 Feb	14:00			SUI - GBR 3 : 4	

### Standings After Round Robin

Rank	Team	NOC	Games	Wins	Losses	
1	Canada	CAN	9	8	1	Q
2	Switzerland	SUI	9	7	2	Q
3	United States of America	USA	9	6	3	Q
4 (a)	Germany	GER	9	5	4	TB
4 (b)	Sweden	SWE	9	5	4	TB
4 (c)	Great Britain	GBR	9	5	4	TB
7	Norway	NOR	9	4	5	
8 (a)	Japan	JPN	9	2	7	
8 (b)	Denmark	DEN	9	2	7	
10	Russian Federation	RUS	9	1	8	

### Final Standings

Rank	Team	NOC
1	Great Britain	GBR
2	Switzerland	SUI
3	Canada	CAN
4	United States of America	USA
5	Germany	GER
6	Sweden	SWE
7	Norway	NOR
8	Japan	JPN
8	Denmark	DEN
10	Russian Federation	RUS

#### LEGEND

"(a), (b) ..." indicates ranking determined by record of games  
"TB" indicates a team qualified for tie-breaker

"Q" indicates a team qualified for semifinals



## MEDALISTS OF EVENT / MÉDAILLÉS DU TOURNOI

WOMEN  
DAMES

THE ICE SHEET AT OGDEN AS OF THU 21 FEB 2002 / EN DATE DU JEU 21 FEV 2002

<b>Gold</b>	Great Britain	MARTIN Rhona	Skip
		KNOX Debbie	Third
		MacDONALD Fiona	Second
		RANKIN Janice	Lead
		MORTON Margaret	Alternate
<b>Silver</b>	Switzerland	EBNOETHER Luzia	Skip
		OTT Mirjam	Third
		FREI Tanya	Second
		BIDAUD Laurence	Lead
		ROETHLISBERGER Nadia	Alternate
<b>Bronze</b>	Canada	LAW Kelley	Skip
		SKINNER Julie	Third
		WHEATCROFT Georgina	Second
		NELSON Diane	Lead
		NOBLE Cheryl	Alternate



## ENTRY LIST BY NOC / LISTE DES PARTICIPANT(E)S PAR CNO

MEN  
HOMMES

THE ICE SHEET AT OGDEN AS OF SUN 10 FEB 2002 / EN DATE DU DIM 10 FEV 2002

Name	Position	Delivery	Date of Birth
<b>Canada (CAN)</b>			
MARTIN Kevin	Skip	R	31 JUL 1966
WALCHUK Don	Third	R	06 MAR 1963
RYCROFT Carter	Second	R	29 AUG 1977
BARTLETT Don	Lead	R	01 APR 1960
TRALNBERG Ken	Alternate	R	17 JUL 1956
<b>Denmark (DEN)</b>			
SCHMIDT Ulrik	Skip	R	19 AUG 1962
LAVRSEN Lasse	Third	R	11 JAN 1963
HANSEN Brian	Second	R	26 JAN 1972
SVENSGAARD Carsten	Lead	R	03 JAN 1975
GUFLER Frants	Alternate	R	11 OCT 1957
<b>Finland (FIN)</b>			
UUSIPAAVALNIEMI Markku	Skip	R	23 NOV 1966
MAKELA Wille	Third	R	02 MAR 1974
HATI Tommi	Second	R	11 APR 1971
LAUKKANEN Jari	Lead	R	12 JUN 1965
SAARELAINEN Pekka	Alternate	R	17 MAR 1967
<b>France (FRA)</b>			
DUPONT ROC Dominique	Skip	R	26 SEP 1963
DUCROZ Jan Henri	Third	R	06 MAY 1971
DUFOUR Thomas	Second	R	12 FEB 1973
MUGNIER Spencer	Lead	R	01 DEC 1972
CAUX Philippe	Alternate	R	25 OCT 1973
<b>Germany (GER)</b>			
STOCK Sebastian	Skip	R	15 NOV 1977
HERBERG Daniel	Third	R	07 MAR 1974
KNOLL Stephan	Second	R	16 MAR 1973
MESSENZEHL Markus	Lead	R	20 JUN 1972
HOFFMANN Patrick	Alternate	R	25 JUL 1974
<b>Great Britain (GBR)</b>			
McMILLAN Hammy	Skip	R	13 JUL 1963
SMITH Warwick	Third	R	11 JUN 1971
MacDONALD Ewan	Second	R	17 NOV 1975
LOUDON Peter	Lead	R	17 NOV 1966
BROWN Norman	Alternate	R	10 SEP 1961



## ENTRY LIST BY NOC / LISTE DES PARTICIPANT(E)S PAR CNO

MEN  
HOMMES

THE ICE SHEET AT OGDEN AS OF SUN 10 FEB 2002 / EN DATE DU DIM 10 FEV 2002

Name	Position	Delivery	Date of Birth
<b>Norway (NOR)</b>			
TRULSEN Paal	Skip	R	19 APR 1962
VAAGBERG Lars	Third	R	30 JAN 1967
DAVANGER Flemming	Second	R	01 APR 1963
RAMSFJELL Bent Aanund	Lead	R	30 NOV 1967
NERGAARD Torger	Alternate	R	12 DEC 1974
<b>Sweden (SWE)</b>			
LINDHOLM Peja	Skip	R	02 JUN 1970
NORDIN Tomas	Third	R	09 OCT 1969
SWARTLING Magnus	Second	R	19 FEB 1970
NARUP Peter	Lead	R	22 JUN 1969
KRAUPP Anders	Alternate	R	03 SEP 1959
<b>Switzerland (SUI)</b>			
SCHWALLER Andreas	Skip	R	08 JUL 1970
SCHWALLER Christof	Third	R	03 OCT 1966
EGGLER Markus	Second	R	22 JAN 1969
GRICHTING Damian	Lead	R	08 APR 1973
RAMSTEIN Marco	Alternate	R	22 NOV 1978
<b>United States of America (USA)</b>			
SOMERVILLE Tim	Skip	L	14 SEP 1960
SCHNEEBERGER Mike	Third	R	05 AUG 1962
BRUNDIDGE Myles	Second	R	01 JUN 1960
GORDON John	Lead	R	27 MAR 1958
BARCOME JR Don	Alternate	R	19 APR 1958

### LEGEND

The delivery hand of each player is listed as "R" for right-handed or "L" for left-handed





### GAME RESULTS / RÉSULTATS DE LA PARTIE

MEN'S ROUND ROBIN - SESSION 1 - SHEET A  
 HOMMES, PHASE PRÉLIMINAIRE - 1ÈRE SESSION - PISTE A

THE ICE SHEET AT OGDEN MON 11 FEB 2002 / LUN 11 FEV 2002 START TIME / DEBUT 9:00

Sheet	Round	Team	NOC	LSFE	1	2	3	4	5	6	7	8	9	10	Extra Ends	Total
A	1	Denmark	DEN		0	0	1	0	0	1	0	1	-	-		3
	1	Finland	FIN	*	2	2	0	2	2	0	1	0	-	-		9

Denmark		Round 1	All
4 S	SCHMIDT Ulrik	66 %	66 %
3	LAVRSEN Lasse	55 %	55 %
2	HANSEN Brian	75 %	75 %
1	SVENSGAARD Carsten	75 %	75 %
A	GUFLER Frants	- %	- %
Team Total		68 %	68 %

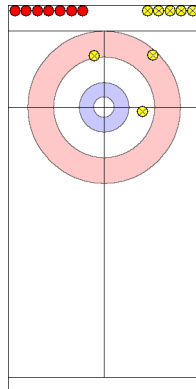
Time remaining: 19:07

Finland		Round 1	All
4 S	UUSIPAAVALNIEMI Markku	84 %	84 %
3	MAKELA Wille	88 %	88 %
2	HATI Tommi	94 %	94 %
1	LAUKKANEN Jari	75 %	75 %
A	SAARELAINEN Pekka	- %	- %
Team Total		85 %	85 %

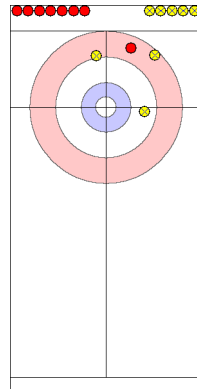
Time remaining: 27:00

#### Most Important Shot:

Danish skip SCHMIDT U, missed draw against 3, only cut out 1 stone . . . big boost for Finland, especially with 2 point lead to begin with.



Before



After

End: 2  
 Team: Denmark  
 Player: SCHMIDT U  
 Stone: Fourth, 2nd stone  
 Task: Draw  
 Handle: Out-turn  
 Points: 0%

● : Denmark  
 ● : Finland

#### LEGEND

LSFE (\*) indicates last stone advantage in the first end

"-" indicates an unplayed end due to concession



## GAME RESULTS / RÉSULTATS DE LA PARTIE

MEN'S ROUND ROBIN - SESSION 1 - SHEET B  
HOMMES, PHASE PRÉLIMINAIRE - 1ÈRE SESSION - PISTE B

THE ICE SHEET AT OGDEN MON 11 FEB 2002 / LUN 11 FEV 2002 START TIME / DEBUT 9:00

Sheet	Round	Team	NOC	LSFE	1	2	3	4	5	6	7	8	9	10	Extra Ends	Total
B	1	France	FRA	*	0	1	0	2	0	0	0	2	0	-		5
	1	Germany	GER		0	0	1	0	2	2	1	0	3	-		9

France		Round 1	All
4 S	DUPONT ROC Dominique	51 %	51 %
3	DUCROZ Jan Henri	66 %	66 %
2	DUFOUR Thomas	57 %	57 %
1	MUGNIER Spencer	67 %	67 %
A	CAUX Philippe	- %	- %
Team Total		60 %	60 %

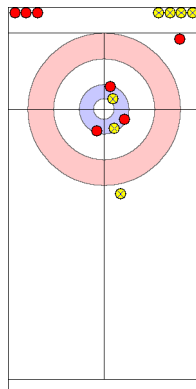
Time remaining: 9:43

Germany		Round 1	All
4 S	STOCK Sebastian	86 %	86 %
3	HERBERG Daniel	63 %	63 %
2	KNOLL Stephan	64 %	64 %
1	HOFFMANN Patrick	57 %	57 %
A	MESSENZEHL Markus	- %	- %
Team Total		67 %	67 %

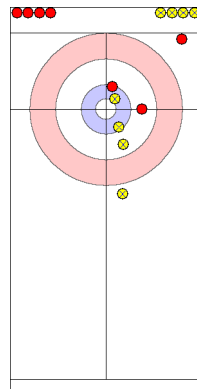
Time remaining: 8:00

### Most Important Shot:

The German Skip STOCK S played a nice wick off the French stone to take out the French rock and set up the end for a steal of two. This changed the momentum of the game to the German team.



Before



After

End: 6  
Team: Germany  
Player: STOCK S  
Stone: Fourth, 2nd stone  
Task: Take-Out  
Handle: In-turn  
Points: 100%

● : France  
● : Germany

### LEGEND

LSFE (\*) indicates last stone advantage in the first end

"-" indicates an unplayed end due to concession



### GAME RESULTS / RÉSULTATS DE LA PARTIE

MEN'S ROUND ROBIN - SESSION 1 - SHEET C  
 HOMMES, PHASE PRÉLIMINAIRE - 1ÈRE SESSION - PISTE C

THE ICE SHEET AT OGDEN MON 11 FEB 2002 / LUN 11 FEV 2002 START TIME / DEBUT 9:00

Sheet	Round	Team	NOC	LSFE	1	2	3	4	5	6	7	8	9	10	Extra Ends	Total
C	1	United States of America	USA	*	2	1	0	0	1	0	4	0	2	-		10
	1	Sweden	SWE		0	0	1	1	0	1	0	2	0	-		5

United States of America		Round 1	All
4 S	SOMERVILLE Tim	82 %	82 %
3	SCHNEEBERGER Mike	81 %	81 %
2	BRUNDIDGE Myles	84 %	84 %
1	GORDON John	82 %	82 %
A	BARCOME JR Don	- %	- %
Team Total		82 %	82 %

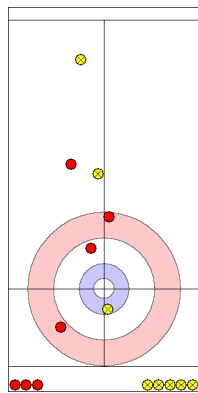
Time remaining: 12:19

Sweden		Round 1	All
4 S	LINDHOLM Peja	75 %	75 %
3	NORDIN Tomas	58 %	58 %
2	SWARTLING Magnus	68 %	68 %
1	NARUP Peter	71 %	71 %
A	KRAUPP Anders	- %	- %
Team Total		68 %	68 %

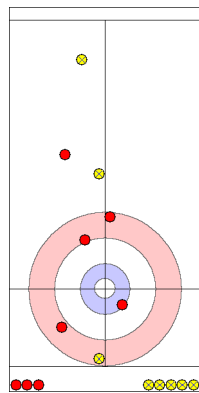
Time remaining: 10:00

#### Most Important Shot:

Triple Promotion Take-Out to raise two stones to remove opponents shot stone. This allowed USA to score four points and take control of game.



Before



After

End: 7  
 Team: USA  
 Player: SOMERVILLE T  
 Stone: Fourth, 2nd stone  
 Task: Promotion Take-Out  
 Handle: Out-turn  
 Points: 125% (bonus)

● : USA  
 ● : Sweden

#### LEGEND

LSFE (\*) indicates last stone advantage in the first end

"-" indicates an unplayed end due to concession



### GAME RESULTS / RÉSULTATS DE LA PARTIE

MEN'S ROUND ROBIN - SESSION 1 - SHEET D  
 HOMMES, PHASE PRÉLIMINAIRE - 1ÈRE SESSION - PISTE D

THE ICE SHEET AT OGDEN MON 11 FEB 2002 / LUN 11 FEV 2002 START TIME / DEBUT 9:00

Sheet	Round	Team	NOC	LSFE	1	2	3	4	5	6	7	8	9	10	Extra Ends	Total
D	1	Canada	CAN	*	0	2	1	0	1	0	2	0	0	0		6
	1	Great Britain	GBR		0	0	0	1	0	1	0	2	0	0		4

Canada		Round 1	All
4 S	MARTIN Kevin	94 %	94 %
3	WALCHUK Don	83 %	83 %
2	RYCROFT Carter	89 %	89 %
1	BARTLETT Don	83 %	83 %
A	TRALNBERG Ken	- %	- %
Team Total		87 %	87 %

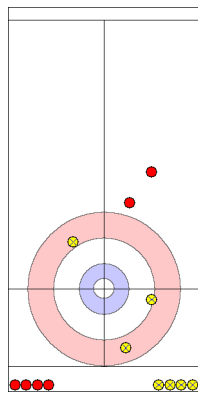
Time remaining: 18:07

Great Britain		Round 1	All
4 S	McMILLAN Hammy	66 %	66 %
3	SMITH Warwick	81 %	81 %
2	MacDONALD Ewan	74 %	74 %
1	LOUDON Peter	90 %	90 %
A	BROWN Norman	- %	- %
Team Total		78 %	78 %

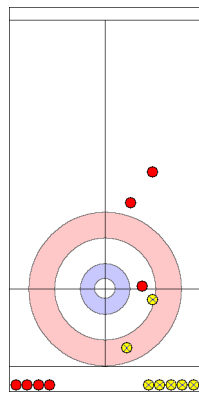
Time remaining: 9:00

#### Most Important Shot:

This shot was just what was needed to seal the game. Nice hit and roll behind guards.



Before



After

End: 7  
 Team: Canada  
 Player: MARTIN K  
 Stone: Fourth, 1st stone  
 Task: Hit and Roll  
 Handle: In-turn  
 Points: 100%

● : Canada  
 ● : Great Britain

#### LEGEND

LSFE (\*) indicates last stone advantage in the first end



### GAME RESULTS / RÉSULTATS DE LA PARTIE

MEN'S ROUND ROBIN - SESSION 2 - SHEET A  
 HOMMES, PHASE PRÉLIMINAIRE - 2E SESSION - PISTE A

THE ICE SHEET AT OGDEN MON 11 FEB 2002 / LUN 11 FEV 2002 START TIME / DEBUT 19:00

Sheet	Round	Team	NOC	LSFE	1	2	3	4	5	6	7	8	9	10	Extra Ends	Total
A	1	Norway	NOR		0	0	0	1	0	0	1	1	1	0		4
	1	Switzerland	SUI	*	0	0	1	0	2	1	0	0	0	1		5

Norway	Round 1	All
4 S TRULSEN Paal	84 %	84 %
3 VAAGBERG Lars	73 %	73 %
2 DAVANGER Flemming	63 %	63 %
1 RAMSFJELL Bent Aanund	79 %	79 %
A NERGAARD Torger	- %	- %
Team Total	74 %	74 %

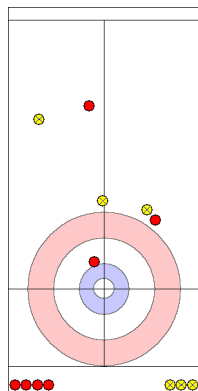
Time remaining: 2:18

Switzerland	Round 1	All
4 S SCHWALLER Andreas	82 %	82 %
3 SCHWALLER Christof	85 %	85 %
2 EGGLEER Markus	74 %	74 %
1 GRICHTING Damian	56 %	56 %
A RAMSTEIN Marco	- %	- %
Team Total	74 %	74 %

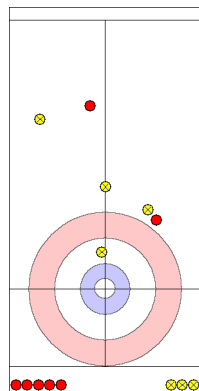
Time remaining: 8:24

#### Most Important Shot:

In a closely played game the Skip SCHWALLER A from Switzerland played a promotion takeout to remove Norway's hidden stone. This set up the score of two in the fifth end.



Before



After

End: 5  
 Team: Switzerland  
 Player: SCHWALLER A  
 Stone: Fourth, 1st stone  
 Task: Promotion Take-Out  
 Handle: In-turn  
 Points: 100%

● : Norway  
 ● : Switzerland

#### LEGEND

LSFE (\*) indicates last stone advantage in the first end



### GAME RESULTS / RÉSULTATS DE LA PARTIE

MEN'S ROUND ROBIN - SESSION 2 - SHEET B  
 HOMMES, PHASE PRÉLIMINAIRE - 2E SESSION - PISTE B

THE ICE SHEET AT OGDEN MON 11 FEB 2002 / LUN 11 FEV 2002 START TIME / DEBUT 19:00

Sheet	Round	Team	NOC	LSFE	1	2	3	4	5	6	7	8	9	10	Extra Ends	Total
B	2	United States of America	USA	*	0	1	0	0	0	0	2	0	0	-		3
	2	Canada	CAN		1	0	3	0	1	1	0	1	1	-		8

United States of America		Round 2	All
4 S	SOMERVILLE Tim	50 %	66 %
3	SCHNEEBERGER Mike	61 %	71 %
2	BRUNDIDGE Myles	64 %	74 %
1	GORDON John	89 %	86 %
A	BARCOME JR Don	- %	- %
Team Total		66 %	74 %

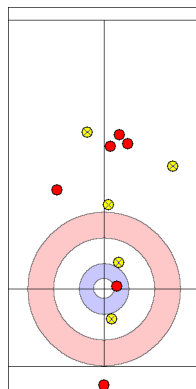
Time remaining: 13:06

Canada		Round 2	All
4 S	MARTIN Kevin	90 %	92 %
3	WALCHUK Don	85 %	84 %
2	RYCROFT Carter	89 %	89 %
1	BARTLETT Don	70 %	77 %
A	TRALNBERG Ken	- %	- %
Team Total		84 %	86 %

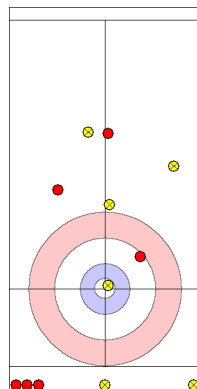
Time remaining: 19:04

#### Most Important Shot:

Canadian 3rd WALCHUK D throws a very heavy stone and has almost all the stones on the sheet moving. His shot also gets shot rock guarded, on the button.



Before



After

End: 3  
 Team: Canada  
 Player: WALCHUK D  
 Stone: Third, 2nd stone  
 Task: Clearing  
 Handle: In-turn  
 Points: 125% (bonus)

● : USA  
 ● : Canada

#### LEGEND

LSFE (\*) indicates last stone advantage in the first end

"-" indicates an unplayed end due to concession



### GAME RESULTS / RÉSULTATS DE LA PARTIE

MEN'S ROUND ROBIN - SESSION 2 - SHEET C  
 HOMMES, PHASE PRÉLIMINAIRE - 2E SESSION - PISTE C

THE ICE SHEET AT OGDEN MON 11 FEB 2002 / LUN 11 FEV 2002 START TIME / DEBUT 19:00

Sheet	Round	Team	NOC	LSFE	1	2	3	4	5	6	7	8	9	10	Extra Ends	Total
C	2	Denmark	DEN	*	1	0	0	1	0	2	1	0	0	2	1	8
	2	France	FRA		0	1	1	0	2	0	0	2	1	0	0	7

Denmark		Round 2	All
4 S	SCHMIDT Ulrik	44 %	53 %
3	LAVRSEN Lasse	64 %	60 %
2	HANSEN Brian	82 %	79 %
1	SVENSGAARD Carsten	65 %	69 %
A	GUFLER Frants	- %	- %
Team Total		64 %	65 %

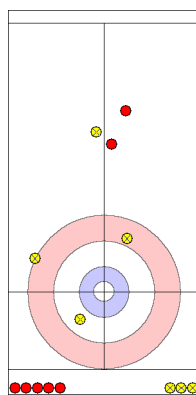
France		Round 2	All
4 S	DUPONT ROC Dominique	51 %	51 %
3	DUCROZ Jan Henri	72 %	69 %
2	DUFOUR Thomas	67 %	63 %
1	MUGNIER Spencer	61 %	64 %
A	CAUX Philippe	- %	- %
Team Total		63 %	62 %

Time remaining: 1:26  
 2:47 (after extra end)

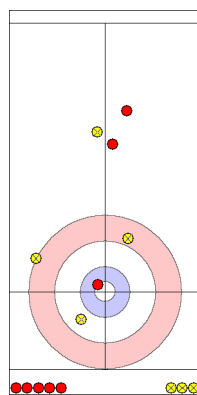
Time remaining: 1:49  
 2:54 (after extra end)

#### Most Important Shot:

Danish skip SCHMIDT U drew around center guard to lie one.



Before



After

End: 11  
 Team: Denmark  
 Player: SCHMIDT U  
 Stone: Fourth, 2nd stone  
 Task: Draw  
 Handle: Out-turn  
 Points: 100%

● : Denmark  
 ● : France

#### LEGEND

LSFE (\*) indicates last stone advantage in the first end



## GAME RESULTS / RÉSULTATS DE LA PARTIE

MEN'S ROUND ROBIN - SESSION 2 - SHEET D  
HOMMES, PHASE PRÉLIMINAIRE - 2E SESSION - PISTE D

THE ICE SHEET AT OGDEN MON 11 FEB 2002 / LUN 11 FEV 2002 START TIME / DEBUT 19:00

Sheet	Round	Team	NOC	LSFE	1	2	3	4	5	6	7	8	9	10	Extra Ends	Total
D	2	Finland	FIN	*	1	2	0	2	0	0	0	0	1	0		6
	2	Germany	GER		0	0	2	0	0	1	2	1	0	1		7

Finland		Round 2	All
4 S	UUSIPAAVALNIEMI Markku	70 %	76 %
3	MAKELA Wille	68 %	76 %
2	HATI Tommi	64 %	77 %
1	LAUKKANEN Jari	74 %	74 %
A	SAARELAINEN Pekka	- %	- %
Team Total		69 %	76 %

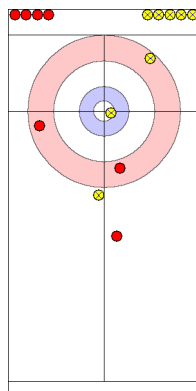
Time remaining: 2:51

Germany		Round 2	All
4 S	STOCK Sebastian	78 %	82 %
3	HERBERG Daniel	71 %	67 %
2	KNOLL Stephan	44 %	53 %
1	MESSENZEHl Markus	69 %	69 %
A	HOFFMANN Patrick	- %	57 %
Team Total		65 %	66 %

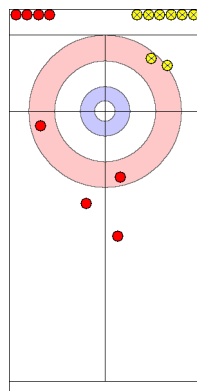
Time remaining: 6:34

### Most Important Shot:

Double Take-Out to score 2 points. The Finish skip UUSIPAAVALNIEMI M made a perfect raise on a stone that was lying in front of the house.



Before



After

End: 4  
Team: Finland  
Player: UUSIPAAVALNIEMI  
Stone: Fourth, 2nd stone  
Task: Double Take-Out  
Handle: In-turn  
Points: 100%

● : Finland  
● : Germany

### LEGEND

LSFE (\*) indicates last stone advantage in the first end





### GAME RESULTS / RÉSULTATS DE LA PARTIE

MEN'S ROUND ROBIN - SESSION 3 - SHEET A  
 HOMMES, PHASE PRÉLIMINAIRE - 3E SESSION - PISTE A

THE ICE SHEET AT OGDEN TUE 12 FEB 2002 / MAR 12 FEV 2002 START TIME / DEBUT 14:00

Sheet	Round	Team	NOC	LSFE	1	2	3	4	5	6	7	8	9	10	Extra Ends	Total
A	2	Sweden	SWE	*	0	0	1	0	0	0	2	0	3	1		7
	2	Great Britain	GBR		0	0	0	0	0	1	0	1	0	0		2

Sweden	Round 2	All
4 S LINDHOLM Peja	74 %	74 %
3 NORDIN Tomas	80 %	70 %
2 SWARTLING Magnus	71 %	70 %
1 NARUP Peter	71 %	71 %
A KRAUPP Anders	- %	- %
Team Total	74 %	71 %

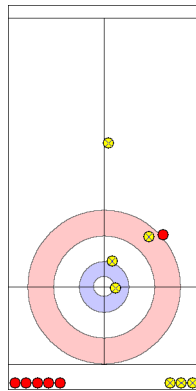
Time remaining: 4:44

Great Britain	Round 2	All
4 S McMILLAN Hammy	65 %	65 %
3 SMITH Warwick	68 %	74 %
2 MacDONALD Ewan	68 %	71 %
1 LOUDON Peter	86 %	88 %
A BROWN Norman	- %	- %
Team Total	72 %	75 %

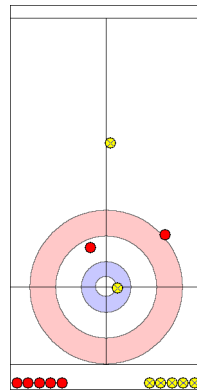
Time remaining: 8:32

#### Most Important Shot:

The DoubleTake Out played by the Swedish Skip LINDHOLM P could be the deciding shot. Wicked off the side stone into the middle of the house.



Before



After

End: 9  
 Team: Sweden  
 Player: LINDHOLM P  
 Stone: Fourth, 1st stone  
 Task: Double Take-Out  
 Handle: Out-turn  
 Points: 100%

● : Sweden  
 ● : Great Britain

#### LEGEND

LSFE (\*) indicates last stone advantage in the first end



### GAME RESULTS / RÉSULTATS DE LA PARTIE

MEN'S ROUND ROBIN - SESSION 3 - SHEET B  
 HOMMES, PHASE PRÉLIMINAIRE - 3E SESSION - PISTE B

THE ICE SHEET AT OGDEN TUE 12 FEB 2002 / MAR 12 FEV 2002 START TIME / DEBUT 14:00

Sheet	Round	Team	NOC	LSFE	1	2	3	4	5	6	7	8	9	10	Extra Ends	Total
B	3	Denmark	DEN		0	0	0	2	0	0	1	3	0	0		6
	2	Switzerland	SUI	*	0	1	2	0	1	2	0	0	2	2		10

Denmark		Round 3	All
4 S	SCHMIDT Ulrik	70 %	59 %
3	LAVRSEN Lasse	64 %	61 %
2	HANSEN Brian	65 %	74 %
1	SVENSGAARD Carsten	75 %	71 %
A	GUFLER Frants	- %	- %
Team Total		68 %	66 %

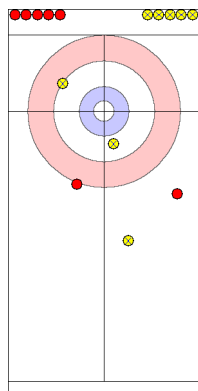
Time remaining: 2:13

Switzerland		Round 2	All
4 S	SCHWALLER Andreas	67 %	74 %
3	SCHWALLER Christof	83 %	84 %
2	EGGLER Markus	75 %	74 %
1	GRICHTING Damian	71 %	64 %
A	RAMSTEIN Marco	- %	- %
Team Total		74 %	74 %

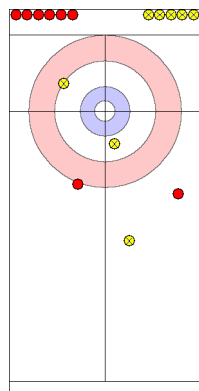
Time remaining: 4:30

#### Most Important Shot:

The Danish Skip SCHMIDT U had the chance to tie the game and force an extra end with a difficult Double Take-Out. He was wide and missed both stones.



Before



After

End: 10  
 Team: Denmark  
 Player: SCHMIDT U  
 Stone: Fourth, 2nd stone  
 Task: Double Take-Out  
 Handle: In-turn  
 Points: 0%

● : Denmark  
 ● : Switzerland

#### LEGEND

LSFE (\*) indicates last stone advantage in the first end



## GAME RESULTS / RÉSULTATS DE LA PARTIE

MEN'S ROUND ROBIN - SESSION 3 - SHEET C  
 HOMMES, PHASE PRÉLIMINAIRE - 3E SESSION - PISTE C

THE ICE SHEET AT OGDEN TUE 12 FEB 2002 / MAR 12 FEV 2002 START TIME / DEBUT 14:00

Sheet	Round	Team	NOC	LSFE	1	2	3	4	5	6	7	8	9	10	Extra Ends	Total
C	3	Finland	FIN		0	2	0	0	0	2	-	-	-	-		4
	3	Canada	CAN	*	2	0	3	2	2	0	-	-	-	-		9

Finland		Round 3	All
4 S	UUSIPAAVALNIEMI Markku	52 %	70 %
3	MAKELA Wille	71 %	75 %
2	HATI Tommi	69 %	75 %
1	LAUKKANEN Jari	93 %	78 %
A	SAARELAINEN Pekka	100 %	100 %
Team Total		71 %	75 %

Time remaining: 29:25

SAARELAINEN P replaced LAUKKANEN J at beginning of 6th end

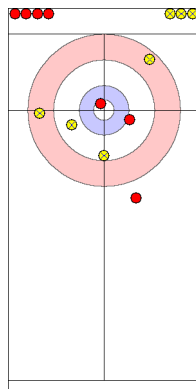
Canada		Round 3	All
4 S	MARTIN Kevin	75 %	88 %
3	WALCHUK Don	83 %	84 %
2	RYCROFT Carter	94 %	90 %
1	BARTLETT Don	78 %	77 %
A	TRALNBERG Ken	25 %	25 %
Team Total		80 %	84 %

Time remaining: 36:22

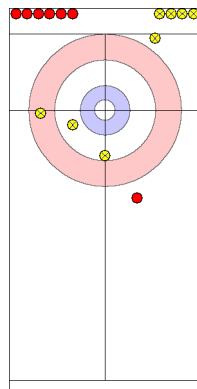
TRALNBERG K replaced BARTLETT D at beginning of 6th end

### Most Important Shot:

Canadian skip MARTIN K makes great double to hold Finland to possible single point.



Before



After

End: 4  
 Team: Canada  
 Player: MARTIN K  
 Stone: Fourth, 2nd stone  
 Task: Double Take-Out  
 Handle: In-turn  
 Points: 100%

● : Finland  
 ● : Canada

### LEGEND

LSFE (\*) indicates last stone advantage in the first end

"-" indicates an unplayed end due to concession



## GAME RESULTS / RÉSULTATS DE LA PARTIE

MEN'S ROUND ROBIN - SESSION 3 - SHEET D  
 HOMMES, PHASE PRÉLIMINAIRE - 3E SESSION - PISTE D

THE ICE SHEET AT OGDEN TUE 12 FEB 2002 / MAR 12 FEV 2002 START TIME / DEBUT 14:00

Sheet	Round	Team	NOC	LSFE	1	2	3	4	5	6	7	8	9	10	Extra Ends	Total
D	3	France	FRA	*	0	0	0	0	0	1	1	0	0	-		2
	2	Norway	NOR		1	0	0	2	3	0	0	1	2	-		9

France	Round 3	All
4 S DUPONT ROC Dominique	51 %	51 %
3 DUCROZ Jan Henri	51 %	64 %
2 DUFOUR Thomas	74 %	66 %
1 MUGNIER Spencer	75 %	67 %
A CAUX Philippe	- %	- %
Team Total	63 %	62 %

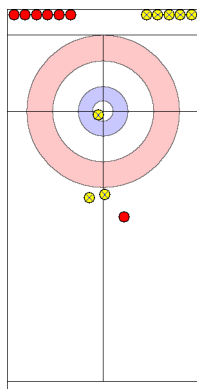
Time remaining: 12:56

Norway	Round 2	All
4 S TRULSEN Paal	75 %	80 %
3 VAAGBERG Lars	69 %	71 %
2 DAVANGER Flemming	64 %	63 %
1 RAMSFJELL Bent Aanund	61 %	71 %
A NERGAARD Torger	- %	- %
Team Total	68 %	71 %

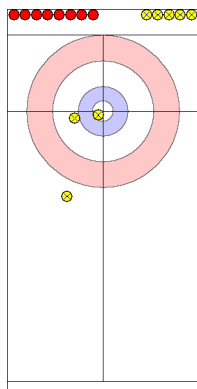
Time remaining: 15:32

### Most Important Shot:

The French skip DUPONT ROC D attempted a PromotionTake-Out of his stone onto shot stone. The stone went slightly wide and ended up promoting an opponent's stone into the rings allowing the Norwegians to steal two points.



Before



After

End: 4  
 Team: France  
 Player: DUPONT ROC D  
 Stone: Fourth, 2nd stone  
 Task: Promotion Take-Out  
 Handle: Out-turn  
 Points: 0%

● : France  
 ● : Norway

### LEGEND

LSFE (\*) indicates last stone advantage in the first end

"-" indicates an unplayed end due to concession



### GAME RESULTS / RÉSULTATS DE LA PARTIE

MEN'S ROUND ROBIN - SESSION 4 - SHEET A  
 HOMMES, PHASE PRÉLIMINAIRE - 4E SESSION - PISTE A

THE ICE SHEET AT OGDEN WED 13 FEB 2002 / MER 13 FEV 2002 START TIME / DEBUT 9:00

Sheet	Round	Team	NOC	LSFE	1	2	3	4	5	6	7	8	9	10	Extra Ends	Total
A	3	Switzerland	SUI		0	0	1	0	2	0	0	1	0	1	0	5
	4	Finland	FIN	*	0	0	0	2	0	2	0	0	1	0	1	6

Switzerland		Round 3	All
4 S	SCHWALLER Andreas	80 %	76 %
3	SCHWALLER Christof	77 %	81 %
2	EGGLER Markus	78 %	76 %
1	GRICHTING Damian	76 %	68 %
A	RAMSTEIN Marco	- %	- %
Team Total		78 %	75 %

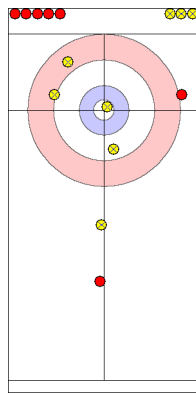
Time remaining: 3:26  
 1:34 (after extra end)

Finland		Round 4	All
4 S	UUSIPAVALNIEMI Markku	80 %	73 %
3	MAKELA Wille	84 %	78 %
2	HATI Tommi	82 %	77 %
1	LAUKKANEN Jari	87 %	81 %
A	SAARELAINEN Pekka	- %	100 %
Team Total		83 %	77 %

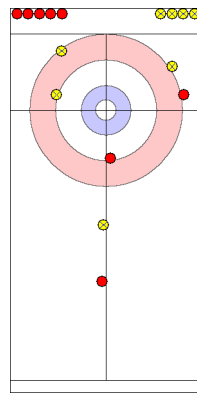
Time remaining: 4:14  
 3:44 (after extra end)

#### Most Important Shot:

With his final stone, Swiss Skip SCHWALLER A was facing 4 Finish counters and the shot stone on the button, buried behind guards. He threw a perfect Take-Out to remove the Finish shot stone and move 2 other Finish counters, and left his shooter in place. A measure was required to determine the score, with Switzerland scoring one.



Before



After

End: 8  
 Team: Switzerland  
 Player: SCHWALLER A  
 Stone: Fourth, 2nd stone  
 Task: Double Take-Out  
 Handle: Out-turn  
 Points: 125% (bonus)

● : Switzerland  
 ● : Finland

#### LEGEND

LSFE (\*) indicates last stone advantage in the first end



### GAME RESULTS / RÉSULTATS DE LA PARTIE

MEN'S ROUND ROBIN - SESSION 4 - SHEET B  
 HOMMES, PHASE PRÉLIMINAIRE - 4E SESSION - PISTE B

THE ICE SHEET AT OGDEN WED 13 FEB 2002 / MER 13 FEV 2002 START TIME / DEBUT 9:00

Sheet	Round	Team	NOC	LSFE	1	2	3	4	5	6	7	8	9	10	Extra Ends	Total
B	3	Great Britain	GBR	*	1	0	0	0	0	0	2	0	2	1	0	6
	3	Norway	NOR		0	1	0	0	1	0	0	4	0	0	1	7

Great Britain		Round 3	All
4 S	McMILLAN Hammy	67 %	66 %
3	SMITH Warwick	73 %	74 %
2	MacDONALD Ewan	74 %	72 %
1	LOUDON Peter	75 %	83 %
A	BROWN Norman	- %	- %
Team Total		72 %	74 %

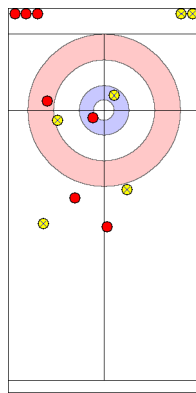
Norway		Round 3	All
4 S	TRULSEN Paal	77 %	79 %
3	VAAGBERG Lars	82 %	75 %
2	DAVANGER Flemming	89 %	73 %
1	RAMSFJELL Bent Aanund	70 %	71 %
A	NERGAARD Torger	- %	- %
Team Total		80 %	74 %

Time remaining: 3:49  
 2:47 (after extra end)

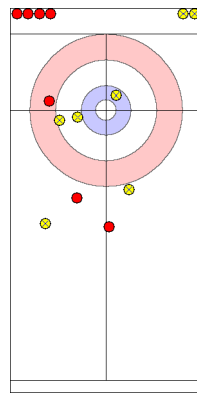
Time remaining: 6:28  
 3:26 (after extra end)

#### Most Important Shot:

The Norwegian Skip TRULSEN P made a Hit and Roll behind cover to lay 3 points. This was the deciding factor to count 4 points in the end.



Before



After

End: 8  
 Team: Norway  
 Player: TRULSEN P  
 Stone: Fourth, 1st stone  
 Task: Hit and Roll  
 Handle: In-turn  
 Points: 100%

● : Great Britain  
 ● : Norway

#### LEGEND

LSFE (\*) indicates last stone advantage in the first end



### GAME RESULTS / RÉSULTATS DE LA PARTIE

MEN'S ROUND ROBIN - SESSION 4 - SHEET C  
 HOMMES, PHASE PRÉLIMINAIRE - 4E SESSION - PISTE C

THE ICE SHEET AT OGDEN WED 13 FEB 2002 / MER 13 FEV 2002 START TIME / DEBUT 9:00

Sheet	Round	Team	NOC	LSFE	1	2	3	4	5	6	7	8	9	10	Extra Ends	Total
C	3	Germany	GER	*	2	0	0	2	0	2	0	1	0	1	1	9
	3	United States of America	USA		0	0	2	0	1	0	3	0	2	0	0	8

Germany	Round 3	All
4 S STOCK Sebastian	75 %	79 %
3 HERBERG Daniel	74 %	70 %
2 KNOLL Stephan	78 %	63 %
1 HOFFMANN Patrick	69 %	64 %
A MESSENZEHL Markus	- %	69 %
Team Total	74 %	69 %

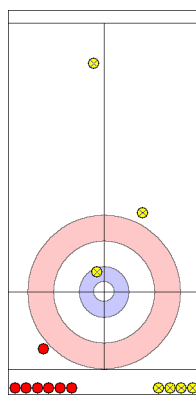
Time remaining: 1:10  
 1:23 (after extra end)

United States of America	Round 3	All
4 S SOMERVILLE Tim	73 %	69 %
3 SCHNEEBERGER Mike	65 %	69 %
2 BRUNDIDGE Myles	85 %	78 %
1 GORDON John	73 %	81 %
A BARCOME JR Don	- %	- %
Team Total	74 %	74 %

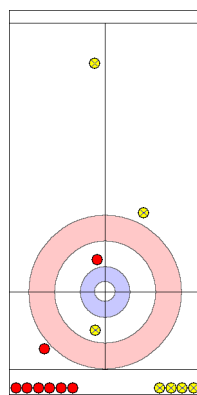
Time remaining: 1:02  
 3:09 (after extra end)

#### Most Important Shot:

German skip STOCK S made a soft tap back to lie shot stone behind a guard. Forcing Team USA into a very difficult last stone.



Before



After

End: 11  
 Team: Germany  
 Player: STOCK S  
 Stone: Fourth, 2nd stone  
 Task: Raise  
 Handle: In-turn  
 Points: 100%

● : Germany  
 ● : USA

#### LEGEND

LSFE (\*) indicates last stone advantage in the first end



### GAME RESULTS / RÉSULTATS DE LA PARTIE

MEN'S ROUND ROBIN - SESSION 4 - SHEET D  
 HOMMES, PHASE PRÉLIMINAIRE - 4E SESSION - PISTE D

THE ICE SHEET AT OGDEN WED 13 FEB 2002 / MER 13 FEV 2002 START TIME / DEBUT 9:00

Sheet	Round	Team	NOC	LSFE	1	2	3	4	5	6	7	8	9	10	Extra Ends	Total
D	4	Denmark	DEN	*	2	0	0	1	0	1	0	0	1	0		5
	3	Sweden	SWE		0	1	2	0	1	0	2	2	0	1		9

Denmark		Round 4	All
4 S	SCHMIDT Ulrik	67 %	61 %
3	LAVRSEN Lasse	64 %	62 %
2	HANSEN Brian	86 %	77 %
1	SVENSGAARD Carsten	81 %	74 %
A	GUFLER Frants	- %	- %
Team Total		75 %	68 %

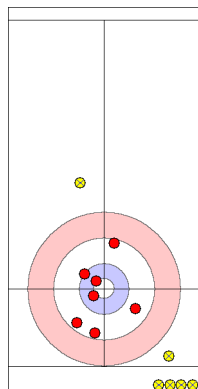
Time remaining: 4:53

Sweden		Round 3	All
4 S	LINDHOLM Peja	93 %	81 %
3	NORDIN Tomas	73 %	71 %
2	SWARTLING Magnus	68 %	69 %
1	NARUP Peter	70 %	71 %
A	KRAUPP Anders	- %	- %
Team Total		75 %	73 %

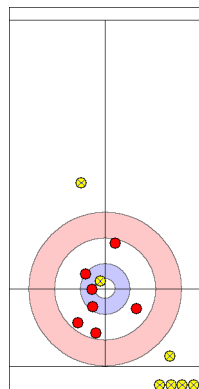
Time remaining: 7:52

#### Most Important Shot:

Swedish skip LINDHOLM P froze to opposition stone for shot rock to outcount 7.



Before



After

End: 7  
 Team: Sweden  
 Player: LINDHOLM P  
 Stone: Fourth, 1st stone  
 Task: Draw  
 Handle: In-turn  
 Points: 125% (bonus)

● : Denmark  
 ● : Sweden

#### LEGEND

LSFE (\*) indicates last stone advantage in the first end





## GAME RESULTS / RÉSULTATS DE LA PARTIE

MEN'S ROUND ROBIN - SESSION 5 - SHEET A  
 HOMMES, PHASE PRÉLIMINAIRE - 5E SESSION - PISTE A

THE ICE SHEET AT OGDEN WED 13 FEB 2002 / MER 13 FEV 2002 START TIME / DEBUT 19:00

Sheet	Round	Team	NOC	LSFE	1	2	3	4	5	6	7	8	9	10	Extra Ends	Total
A	4	Great Britain	GBR		0	2	1	1	0	3	0	0	0	0		7
	4	Germany	GER	*	3	0	0	0	2	0	1	0	0	0		6

Great Britain		Round 4	All
4 S	SMITH Warwick	80 %	75 %
3	BROWN Norman	64 %	64 %
2	MacDONALD Ewan	79 %	73 %
1	LOUDON Peter	84 %	84 %
A	McMILLAN Hammy	- %	66 %
Team Total		77 %	75 %

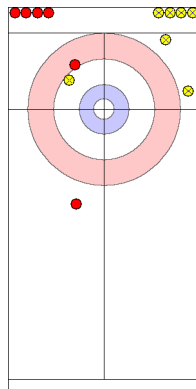
Time remaining: 6:49

Germany		Round 4	All
4 S	STOCK Sebastian	65 %	76 %
3	HERBERG Daniel	58 %	67 %
2	KNOLL Stephan	64 %	63 %
1	MESSENZEHL Markus	74 %	71 %
A	HOFFMANN Patrick	- %	64 %
Team Total		65 %	68 %

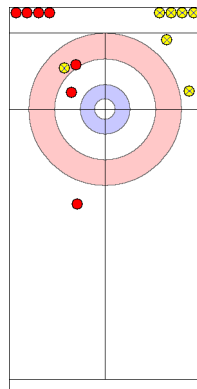
Time remaining: 4:08

### Most Important Shot:

Great Britain skip SMITH W, made an outstanding come around and tapped the German stone back which helped set up a three ender for Team Great Britain and gave them a 7 to 5 lead.



Before



After

End: 6  
 Team: Great Britain  
 Player: SMITH W  
 Stone: Fourth, 1st stone  
 Task: Draw  
 Handle: In-turn  
 Points: 100%

● : Great Britain  
 ● : Germany

### LEGEND

LSFE (\*) indicates last stone advantage in the first end



### GAME RESULTS / RÉSULTATS DE LA PARTIE

MEN'S ROUND ROBIN - SESSION 5 - SHEET B  
 HOMMES, PHASE PRÉLIMINAIRE - 5E SESSION - PISTE B

THE ICE SHEET AT OGDEN WED 13 FEB 2002 / MER 13 FEV 2002 START TIME / DEBUT 19:00

Sheet	Round	Team	NOC	LSFE	1	2	3	4	5	6	7	8	9	10	Extra Ends	Total
B	4	Canada	CAN		1	1	3	0	1	2	-	-	-	-		8
	4	France	FRA	*	0	0	0	1	0	0	-	-	-	-		1

Canada		Round 4	All
4 S	MARTIN Kevin	86 %	88 %
3	WALCHUK Don	73 %	81 %
2	RYCROFT Carter	90 %	90 %
1	BARTLETT Don	80 %	78 %
A	TRALNBERG Ken	100 %	63 %
Team Total		83 %	84 %

France		Round 4	All
4 S	DUPONT ROC Dominique	19 %	46 %
3	DUCROZ Jan Henri	54 %	62 %
2	DUFOUR Thomas	67 %	66 %
1	MUGNIER Spencer	79 %	69 %
A	CAUX Philippe	- %	- %
Team Total		55 %	61 %

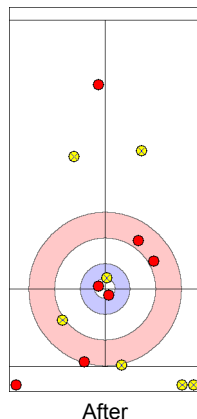
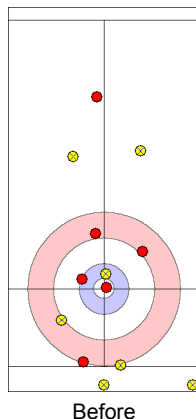
Time remaining: 33:45

Time remaining: 26:31

TRALNBERG K replaced BARTLETT D at beginning of 6th end

#### Most Important Shot:

Canada was laying 1 and France had second count frozen to the Canadian shot stone behind several guards. Canadian Skip MARTIN K threw a double raise on his own stones and rolled one of them into the center, squeezing the French stone out and leaving Canada sitting 2. With their next stone, France was only able to remove one Canadian stone, resulting in a steal of 1 for Canada.



End: 5  
 Team: Canada  
 Player: MARTIN K  
 Stone: Fourth, 1st stone  
 Task: Promotion Take-Out  
 Handle: Out-turn  
 Points: 100%

● : Canada  
 ● : France

#### LEGEND

LSFE (\*) indicates last stone advantage in the first end

"-" indicates an unplayed end due to concession



### GAME RESULTS / RÉSULTATS DE LA PARTIE

MEN'S ROUND ROBIN - SESSION 5 - SHEET C  
 HOMMES, PHASE PRÉLIMINAIRE - 5E SESSION - PISTE C

THE ICE SHEET AT OGDEN WED 13 FEB 2002 / MER 13 FEV 2002 START TIME / DEBUT 19:00

Sheet	Round	Team	NOC	LSFE	1	2	3	4	5	6	7	8	9	10	Extra Ends	Total
C	4	Sweden	SWE	*	0	1	0	2	0	0	3	0	1	0		7
	4	Switzerland	SUI		1	0	1	0	2	1	0	1	0	2		8

Sweden		Round 4	All
4 S	LINDHOLM Peja	65 %	76 %
3	NORDIN Tomas	61 %	68 %
2	SWARTLING Magnus	70 %	69 %
1	NARUP Peter	83 %	74 %
A	KRAUPP Anders	- %	- %
Team Total		70 %	72 %

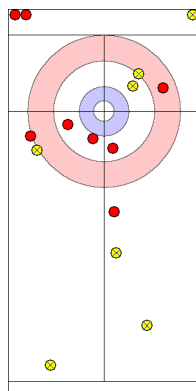
Time remaining: 1:07

Switzerland		Round 4	All
4 S	SCHWALLER Andreas	79 %	77 %
3	SCHWALLER Christof	66 %	78 %
2	EGGLER Markus	65 %	73 %
1	RAMSTEIN Marco	76 %	76 %
A	GRICHTING Damian	- %	68 %
Team Total		72 %	74 %

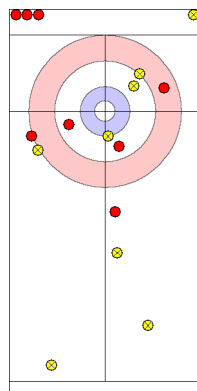
Time remaining: 2:04

#### Most Important Shot:

Swiss Skip SCHWALLER A made a Double Take-Out to remove the Swedish counting stone and push a second stone back to count 2 points and win the game.



Before



After

End: 10  
 Team: Switzerland  
 Player: SCHWALLER A  
 Stone: Fourth, 2nd stone  
 Task: Double Take-Out  
 Handle: In-turn  
 Points: 100%

● : Sweden  
 ● : Switzerland

#### LEGEND

LSFE (\*) indicates last stone advantage in the first end



### GAME RESULTS / RÉSULTATS DE LA PARTIE

MEN'S ROUND ROBIN - SESSION 5 - SHEET D  
 HOMMES, PHASE PRÉLIMINAIRE - 5E SESSION - PISTE D

THE ICE SHEET AT OGDEN WED 13 FEB 2002 / MER 13 FEV 2002 START TIME / DEBUT 19:00

Sheet	Round	Team	NOC	LSFE	1	2	3	4	5	6	7	8	9	10	Extra Ends	Total
D	4	Norway	NOR	*	1	0	0	1	1	0	1	0	0	2		6
	4	United States of America	USA		0	1	1	0	0	1	0	1	1	0		5

Norway	Round 4	All
4 S TRULSEN Paal	73 %	77 %
3 VAAGBERG Lars	81 %	77 %
2 DAVANGER Flemming	84 %	75 %
1 RAMSFJELL Bent Aanund	86 %	75 %
A NERGAARD Torger	- %	- %
Team Total	81 %	76 %

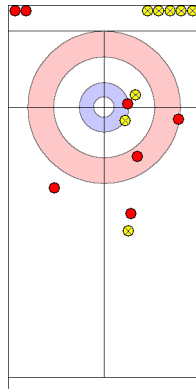
Time remaining: 3:40

United States of America	Round 4	All
4 S SOMERVILLE Tim	70 %	69 %
3 SCHNEEBERGER Mike	65 %	68 %
2 BRUNDIDGE Myles	68 %	75 %
1 GORDON John	78 %	80 %
A BARCOME JR Don	- %	- %
Team Total	70 %	73 %

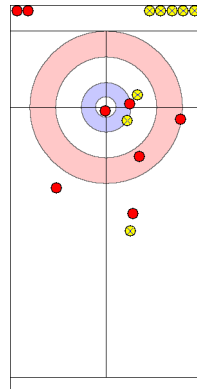
Time remaining: 1:08

#### Most Important Shot:

Norway skip, TRULSEN P drew a stone to the four foot to lie 2 and win the game.



Before



After

End: 10  
 Team: Norway  
 Player: TRULSEN P  
 Stone: Fourth, 2nd stone  
 Task: Draw  
 Handle: In-turn  
 Points: 100%

● : Norway  
 ● : USA

#### LEGEND

LSFE (\*) indicates last stone advantage in the first end



### GAME RESULTS / RÉSULTATS DE LA PARTIE

MEN'S ROUND ROBIN - SESSION 6 - SHEET A  
 HOMMES, PHASE PRÉLIMINAIRE - 6E SESSION - PISTE A

THE ICE SHEET AT OGDEN THU 14 FEB 2002 / JEU 14 FEV 2002 START TIME / DEBUT 14:00

Sheet	Round	Team	NOC	LSFE	1	2	3	4	5	6	7	8	9	10	Extra Ends	Total
A	5	Canada	CAN	*	2	0	0	0	1	0	1	0	0	1		5
	5	Sweden	SWE		0	2	0	0	0	1	0	2	0	0	1	6

Canada	Round 5	All
4 S MARTIN Kevin	70 %	83 %
3 WALCHUK Don	55 %	75 %
2 RYCROFT Carter	72 %	85 %
1 BARTLETT Don	60 %	73 %
A TRALNBERG Ken	- %	63 %
Team Total	64 %	79 %

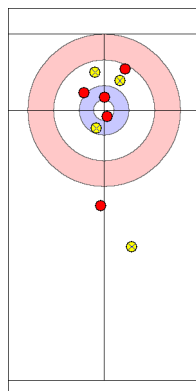
Sweden	Round 5	All
4 S LINDHOLM Peja	78 %	77 %
3 NORDIN Tomas	82 %	71 %
2 SWARTLING Magnus	74 %	70 %
1 NARUP Peter	74 %	74 %
A KRAUPP Anders	- %	- %
Team Total	77 %	73 %

Time remaining: 1:09  
 3:36 (after extra end)

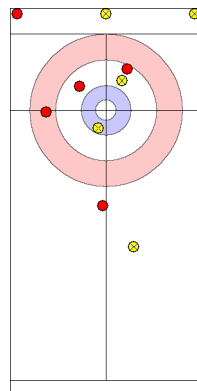
Time remaining: 5:01  
 0:30 (after extra end)

#### Most Important Shot:

Down by one, the Swedish Third NORDIN T made a Double Take-Out and roll behind cover to eventually score two and go ahead in the game.



Before



After

End: 8  
 Team: Sweden  
 Player: NORDIN T  
 Stone: Third, 1st stone  
 Task: Double Take-Out  
 Handle: Out-turn  
 Points: 100%

● : Canada  
 ● : Sweden

#### LEGEND

LSFE (\*) indicates last stone advantage in the first end



### GAME RESULTS / RÉSULTATS DE LA PARTIE

MEN'S ROUND ROBIN - SESSION 6 - SHEET B  
 HOMMES, PHASE PRÉLIMINAIRE - 6E SESSION - PISTE B

THE ICE SHEET AT OGDEN THU 14 FEB 2002 / JEU 14 FEV 2002 START TIME / DEBUT 14:00

Sheet	Round	Team	NOC	LSFE	1	2	3	4	5	6	7	8	9	10	Extra Ends	Total
B	5	Switzerland	SUI		0	0	0	0	0	1	0	1	0	-		2
	5	United States of America	USA	*	0	0	0	2	2	0	1	0	1	-		6

Switzerland		Round 5	All
4 S	SCHWALLER Andreas	67 %	75 %
3	SCHWALLER Christof	79 %	78 %
2	EGGLER Markus	90 %	76 %
1	RAMSTEIN Marco	61 %	69 %
A	GRICHTING Damian	- %	68 %
Team Total		74 %	74 %

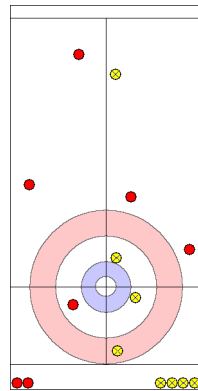
Time remaining: 18:13

United States of America		Round 5	All
4 S	SOMERVILLE Tim	81 %	71 %
3	SCHNEEBERGER Mike	76 %	69 %
2	BRUNDIDGE Myles	83 %	77 %
1	GORDON John	71 %	78 %
A	BARCOME JR Don	- %	- %
Team Total		78 %	74 %

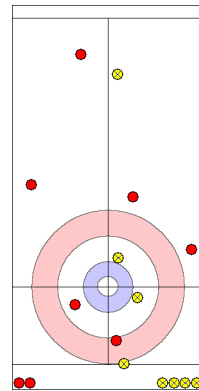
Time remaining: 17:41

#### Most Important Shot:

With his team already behind 2-0, Team Switzerland skip SCHWALLER A was heavy on his last stone and gave Team USA a commanding 4-0 lead.



Before



After

End: 5  
 Team: Switzerland  
 Player: SCHWALLER A  
 Stone: Fourth, 2nd stone  
 Task: Draw  
 Handle: Out-turn  
 Points: 0%

● : Switzerland  
 ● : USA

#### LEGEND

LSFE (\*) indicates last stone advantage in the first end

"-" indicates an unplayed end due to concession



### GAME RESULTS / RÉSULTATS DE LA PARTIE

MEN'S ROUND ROBIN - SESSION 6 - SHEET C  
 HOMMES, PHASE PRÉLIMINAIRE - 6E SESSION - PISTE C

THE ICE SHEET AT OGDEN THU 14 FEB 2002 / JEU 14 FEV 2002 START TIME / DEBUT 14:00

Sheet	Round	Team	NOC	LSFE	1	2	3	4	5	6	7	8	9	10	Extra Ends	Total
C	5	Denmark	DEN	*	1	0	0	2	0	0	2	0	0	1		6
	5	Germany	GER		0	0	1	0	2	1	0	2	0	0	1	7

Denmark		Round 5	All
4 S	SCHMIDT Ulrik	73 %	64 %
3	LAVRSEN Lasse	66 %	63 %
2	HANSEN Brian	72 %	76 %
1	SVENSGAARD Carsten	84 %	76 %
A	GUFLER Frants	- %	- %
Team Total		74 %	70 %

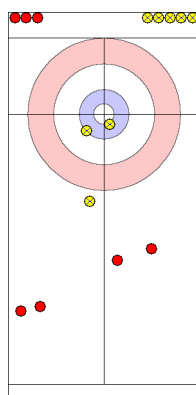
Germany		Round 5	All
4 S	STOCK Sebastian	86 %	78 %
3	HERBERG Daniel	73 %	68 %
2	KNOLL Stephan	73 %	65 %
1	HOFFMANN Patrick	78 %	69 %
A	MESSENZEHL Markus	- %	71 %
Team Total		77 %	70 %

Time remaining: 1:19  
 1:50 (after extra end)

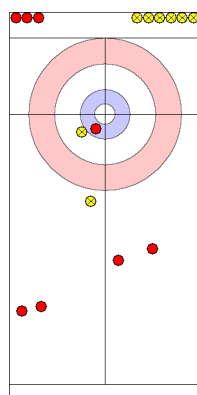
Time remaining: 3:33  
 5:11 (after extra end)

#### Most Important Shot:

With his final stone of the 10th end, Danish Skip SCHMIDT U made a hit and stay against 2 German counters to score 1 and force an Extra End.



Before



After

End: 10  
 Team: Denmark  
 Player: SCHMIDT U  
 Stone: Fourth, 2nd stone  
 Task: Take-Out  
 Handle: In-turn  
 Points: 100%

● : Denmark  
 ● : Germany

#### LEGEND

LSFE (\*) indicates last stone advantage in the first end



### GAME RESULTS / RÉSULTATS DE LA PARTIE

MEN'S ROUND ROBIN - SESSION 6 - SHEET D  
 HOMMES, PHASE PRÉLIMINAIRE - 6E SESSION - PISTE D

THE ICE SHEET AT OGDEN THU 14 FEB 2002 / JEU 14 FEV 2002 START TIME / DEBUT 14:00

Sheet	Round	Team	NOC	LSFE	1	2	3	4	5	6	7	8	9	10	Extra Ends	Total
D	5	Finland	FIN	*	1	0	2	1	0	0	1	0	0	0	1	6
	5	France	FRA		0	2	0	0	1	0	0	0	0	2	0	5

Finland		Round 5	All
4 S	UUSIPAAVALNIEMI Markku	84 %	76 %
3	MAKELA Wille	83 %	79 %
2	HATI Tommi	92 %	81 %
1	LAUKKANEN Jari	71 %	79 %
A	SAARELAINEN Pekka	- %	100 %
Team Total		83 %	79 %

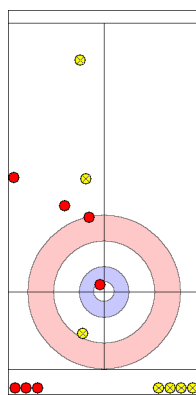
Time remaining: 7:45  
 2:37 (after extra end)

France		Round 5	All
4 S	DUPONT ROC Dominique	70 %	51 %
3	DUCROZ Jan Henri	73 %	65 %
2	DUFOUR Thomas	76 %	68 %
1	MUGNIER Spencer	74 %	71 %
A	CAUX Philippe	- %	- %
Team Total		73 %	64 %

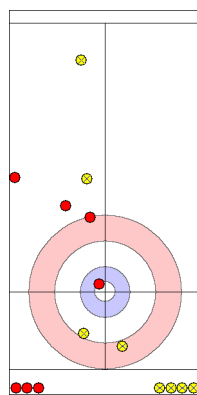
Time remaining: 2:48  
 1:22 (after extra end)

#### Most Important Shot:

French Skip DUPONT ROC D was to long on his attempt to raise the Finish stone. Finland won the game without having to play the last stone.



Before



After

End: 11  
 Team: France  
 Player: DUPONT ROC D  
 Stone: Fourth, 2nd stone  
 Task: Raise  
 Handle: In-turn  
 Points: 0%

● : Finland  
 ● : France

#### LEGEND

LSFE (\*) indicates last stone advantage in the first end





## GAME RESULTS / RÉSULTATS DE LA PARTIE

MEN'S ROUND ROBIN - SESSION 7 - SHEET A  
 HOMMES, PHASE PRÉLIMINAIRE - 7E SESSION - PISTE A

THE ICE SHEET AT OGDEN FRI 15 FEB 2002 / VEN 15 FEV 2002 START TIME / DEBUT 9:00

Sheet	Round	Team	NOC	LSFE	1	2	3	4	5	6	7	8	9	10	Extra Ends	Total
A	6	France	FRA	*	1	0	0	1	0	0	0	1	0	-		3
	6	United States of America	USA		0	0	2	0	0	2	1	0	3	-		8

France	Round 6	All
4 S DUPONT ROC Dominique	61 %	53 %
3 DUCROZ Jan Henri	78 %	67 %
2 DUFOUR Thomas	72 %	69 %
1 MUGNIER Spencer	75 %	71 %
A CAUX Philippe	- %	- %
Team Total	72 %	65 %

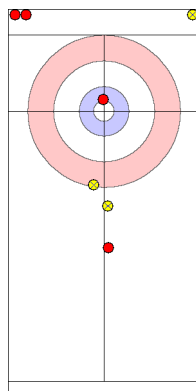
Time remaining: 10:15

United States of America	Round 6	All
4 S SOMERVILLE Tim	89 %	74 %
3 SCHNEEBERGER Mike	86 %	72 %
2 BRUNDIDGE Myles	83 %	78 %
1 GORDON John	85 %	79 %
A BARCOME JR Don	- %	- %
Team Total	86 %	76 %

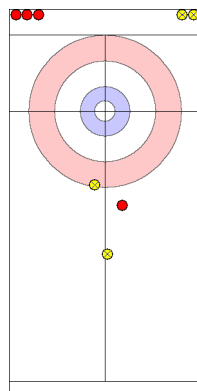
Time remaining: 15:49

### Most Important Shot:

Team France was setting up for the steal.  
 The US second BRUNDIDGE M made a difficult promotion Take-Out to shift the momentum of the end.



Before



After

End: 6  
 Team: USA  
 Player: BRUNDIDGE M  
 Stone: Second, 2nd stone  
 Task: Promotion Take-Out  
 Handle: Out-turn  
 Points: 100%

● : France  
 ● : USA

### LEGEND

LSFE (\*) indicates last stone advantage in the first end

"-" indicates an unplayed end due to concession



### GAME RESULTS / RÉSULTATS DE LA PARTIE

MEN'S ROUND ROBIN - SESSION 7 - SHEET B  
 HOMMES, PHASE PRÉLIMINAIRE - 7E SESSION - PISTE B

THE ICE SHEET AT OGDEN FRI 15 FEB 2002 / VEN 15 FEV 2002 START TIME / DEBUT 9:00

Sheet	Round	Team	NOC	LSFE	1	2	3	4	5	6	7	8	9	10	Extra Ends	Total
B	5	Norway	NOR	*	2	0	2	0	2	0	1	0	1	1		9
	6	Denmark	DEN		0	1	0	0	0	2	0	1	0	0		4

Norway		Round 5	All
4 S	TRULSEN Paal	97 %	81 %
3	VAAGBERG Lars	91 %	80 %
2	DAVANGER Flemming	95 %	79 %
1	RAMSFJELL Bent Aanund	59 %	72 %
A	NERGAARD Torger	- %	- %
Team Total		87 %	78 %

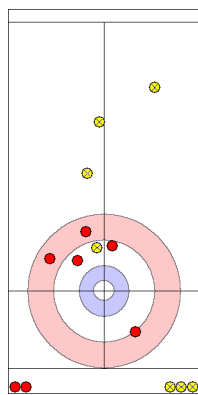
Time remaining: 12:36

Denmark		Round 6	All
4 S	SCHMIDT Ulrik	78 %	66 %
3	LAVRSEN Lasse	80 %	66 %
2	HANSEN Brian	59 %	73 %
1	SVENSGAARD Carsten	95 %	79 %
A	GUFLER Frants	- %	- %
Team Total		78 %	71 %

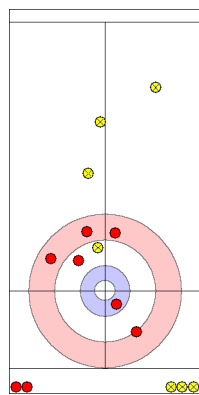
Time remaining: 10:32

#### Most Important Shot:

Great tap back by Norwegian skip TRULSEN P to set up a potential steal of two.



Before



After

End: 5  
 Team: Norway  
 Player: TRULSEN P  
 Stone: Fourth, 2nd stone  
 Task: Raise  
 Handle: Out-turn  
 Points: 100%

● : Norway  
 ● : Denmark

#### LEGEND

LSFE (\*) indicates last stone advantage in the first end



## GAME RESULTS / RÉSULTATS DE LA PARTIE

MEN'S ROUND ROBIN - SESSION 7 - SHEET C  
 HOMMES, PHASE PRÉLIMINAIRE - 7E SESSION - PISTE C

THE ICE SHEET AT OGDEN FRI 15 FEB 2002 / VEN 15 FEV 2002 START TIME / DEBUT 9:00

Sheet	Round	Team	NOC	LSFE	1	2	3	4	5	6	7	8	9	10	Extra Ends	Total
C	5	Great Britain	GBR	*	1	0	0	0	2	0	0	1	0	0		4
	6	Finland	FIN		0	1	0	1	0	1	0	0	0	3		6

Great Britain		Round 5	All
4 S	SMITH Warwick	88 %	78 %
3	BROWN Norman	79 %	71 %
2	MacDONALD Ewan	95 %	78 %
1	LOUDON Peter	94 %	86 %
A	McMILLAN Hammy	- %	66 %
Team Total		89 %	77 %

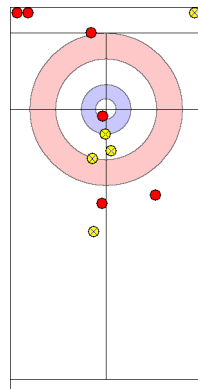
Time remaining: 4:16

Finland		Round 6	All
4 S	UUSIPAVALNIEMI Markku	91 %	79 %
3	MAKELA Wille	78 %	79 %
2	HATI Tommi	81 %	81 %
1	LAUKKANEN Jari	95 %	82 %
A	SAARELAINEN Pekka	- %	100 %
Team Total		86 %	80 %

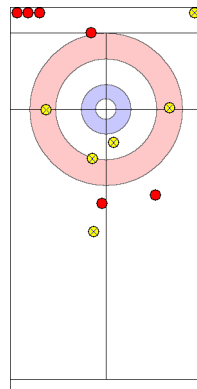
Time remaining: 1:13

### Most Important Shot:

Finland's third MAKELA W played a slow Promotion Take-Out, raising two of his own stones to remove the Great Britain shot stone and lie four.



Before



After

End: 10  
 Team: Finland  
 Player: MAKELA W  
 Stone: Third, 2nd stone  
 Task: Raise  
 Handle: Out-turn  
 Points: 100%

● : Great Britain  
 ● : Finland

### LEGEND

LSFE (\*) indicates last stone advantage in the first end



### GAME RESULTS / RÉSULTATS DE LA PARTIE

MEN'S ROUND ROBIN - SESSION 7 - SHEET D  
 HOMMES, PHASE PRÉLIMINAIRE - 7E SESSION - PISTE D

THE ICE SHEET AT OGDEN FRI 15 FEB 2002 / VEN 15 FEV 2002 START TIME / DEBUT 9:00

Sheet	Round	Team	NOC	LSFE	1	2	3	4	5	6	7	8	9	10	Extra Ends	Total
D	6	Germany	GER	*	0	1	0	1	0	1	1	0	2	1		7
	6	Canada	CAN		2	0	3	0	2	0	0	2	0	0		9

Germany		Round 6	All
4 S	STOCK Sebastian	67 %	76 %
3	HERBERG Daniel	63 %	67 %
2	KNOLL Stephan	73 %	66 %
1	MESSENZEHL Markus	83 %	75 %
A	HOFFMANN Patrick	- %	69 %
Team Total		71 %	70 %

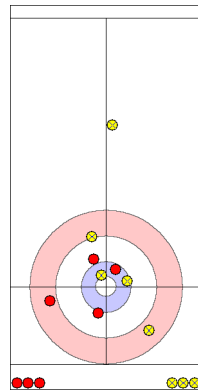
Time remaining: 2:43

Canada		Round 6	All
4 S	MARTIN Kevin	89 %	84 %
3	WALCHUK Don	88 %	77 %
2	RYCROFT Carter	94 %	87 %
1	BARTLETT Don	97 %	77 %
A	TRALNBERG Ken	- %	63 %
Team Total		92 %	81 %

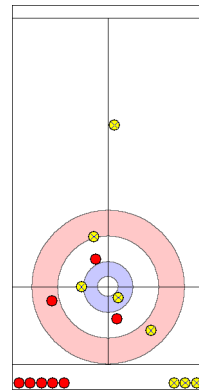
Time remaining: 14:00

#### Most Important Shot:

German Skip STOCK S attempted a very difficult Double Take-Out, having a chance to score 3 or even 4 points in the first end. The stone curled just a little bit too much, giving Canada an early lead in the game.



Before



After

End: 1  
 Team: Germany  
 Player: STOCK S  
 Stone: Fourth, 2nd stone  
 Task: Promotion Take-Out  
 Handle: In-turn  
 Points: 0%

● : Germany  
 ● : Canada

#### LEGEND

LSFE (\*) indicates last stone advantage in the first end



### GAME RESULTS / RÉSULTATS DE LA PARTIE

MEN'S ROUND ROBIN - SESSION 8 - SHEET A  
 HOMMES, PHASE PRÉLIMINAIRE - 8E SESSION - PISTE A

THE ICE SHEET AT OGDEN FRI 15 FEB 2002 / VEN 15 FEV 2002 START TIME / DEBUT 19:00

Sheet	Round	Team	NOC	LSFE	1	2	3	4	5	6	7	8	9	10	Extra Ends	Total
A	7	Finland	FIN		0	0	0	1	0	1	0	1	2	0		5
	6	Norway	NOR	*	0	0	2	0	2	0	1	0	0	1		6

Finland		Round 7	All
4 S	UUSIPAAVALNIEMI Markku	68 %	77 %
3	MAKELA Wille	61 %	76 %
2	HATI Tommi	61 %	78 %
1	LAUKKANEN Jari	91 %	83 %
A	SAARELAINEN Pekka	- %	100 %
Team Total		70 %	79 %

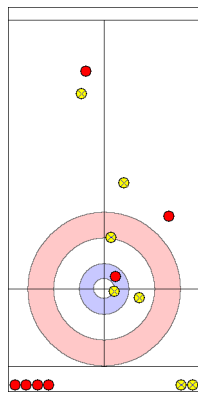
Time remaining: 0:00

Norway		Round 6	All
4 S	TRULSEN Paal	85 %	82 %
3	VAAGBERG Lars	76 %	79 %
2	DAVANGER Flemming	60 %	76 %
1	RAMSFJELL Bent Aanund	78 %	73 %
A	NERGAARD Torger	- %	- %
Team Total		75 %	77 %

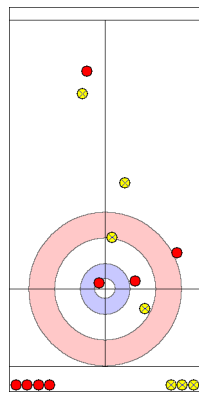
Time remaining: 2:50

#### Most Important Shot:

Finish Skip UUSIPAAVALNIEMI M makes an incredible wick off his own out stone to promote his second counting stone and to move the opponents counting stone out.



Before



After

End: 9  
 Team: Finland  
 Player: UUSIPAAVALNIEMI  
 Stone: Fourth, 2nd stone  
 Task: Hit and Roll  
 Handle: In-turn  
 Points: 100%

● : Finland  
 ● : Norway

#### LEGEND

LSFE (\*) indicates last stone advantage in the first end



## GAME RESULTS / RÉSULTATS DE LA PARTIE

MEN'S ROUND ROBIN - SESSION 8 - SHEET B  
 HOMMES, PHASE PRÉLIMINAIRE - 8E SESSION - PISTE B

THE ICE SHEET AT OGDEN FRI 15 FEB 2002 / VEN 15 FEV 2002 START TIME / DEBUT 19:00

Sheet	Round	Team	NOC	LSFE	1	2	3	4	5	6	7	8	9	10	Extra Ends	Total
B	7	Canada	CAN		0	1	0	1	1	1	2	1	-	-		7
	6	Switzerland	SUI	*	1	0	1	0	0	0	0	0	-	-		2

Canada		Round 7	All
4 S	MARTIN Kevin	88 %	85 %
3	WALCHUK Don	72 %	76 %
2	RYCROFT Carter	88 %	87 %
1	BARTLETT Don	66 %	75 %
A	TRALNBERG Ken	- %	63 %
Team Total		78 %	81 %

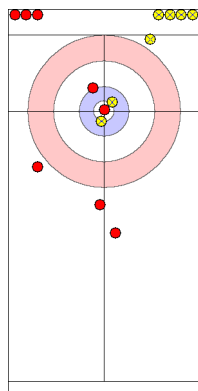
Time remaining: 18:39

Switzerland		Round 6	All
4 S	SCHWALLER Andreas	59 %	73 %
3	SCHWALLER Christof	67 %	77 %
2	EGGLER Markus	75 %	76 %
1	GRICHTING Damian	73 %	69 %
A	RAMSTEIN Marco	- %	69 %
Team Total		69 %	74 %

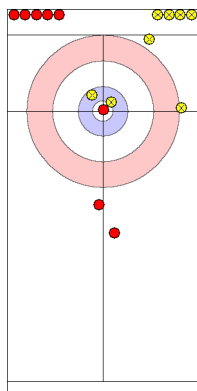
Time remaining: 15:17

### Most Important Shot:

Swiss Skip SCHWALLER A attempted a difficult Hit and Roll on the outside guard to score 3. He missed the Canadian shot stone, which led the Canadian team to a decisive lead.



Before



After

End: 6  
 Team: Switzerland  
 Player: SCHWALLER A  
 Stone: Fourth, 2nd stone  
 Task: Hit and Roll  
 Handle: Out-turn  
 Points: 0%

● : Canada  
 ● : Switzerland

### LEGEND

LSFE (\*) indicates last stone advantage in the first end

"-" indicates an unplayed end due to concession



## GAME RESULTS / RÉSULTATS DE LA PARTIE

MEN'S ROUND ROBIN - SESSION 8 - SHEET C  
 HOMMES, PHASE PRÉLIMINAIRE - 8E SESSION - PISTE C

THE ICE SHEET AT OGDEN FRI 15 FEB 2002 / VEN 15 FEV 2002 START TIME / DEBUT 19:00

Sheet	Round	Team	NOC	LSFE	1	2	3	4	5	6	7	8	9	10	Extra Ends	Total
C	7	France	FRA		0	0	1	0	2	0	2	0	1	0		6
	6	Sweden	SWE	*	0	4	0	2	0	2	0	0	0	1		9

France		Round 7	All
4 S	DUPONT ROC Dominique	80 %	57 %
3	DUCROZ Jan Henri	58 %	65 %
2	DUFOUR Thomas	66 %	69 %
1	MUGNIER Spencer	86 %	74 %
A	CAUX Philippe	- %	- %
Team Total		73 %	66 %

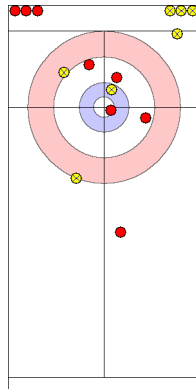
Time remaining: 1:54

Sweden		Round 6	All
4 S	LINDHOLM Peja	91 %	79 %
3	NORDIN Tomas	85 %	74 %
2	SWARTLING Magnus	93 %	74 %
1	NARUP Peter	60 %	72 %
A	KRAUPP Anders	- %	- %
Team Total		83 %	75 %

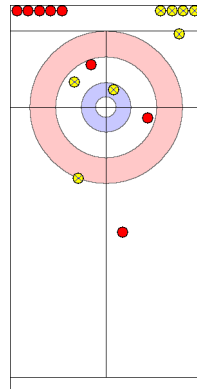
Time remaining: 10:38

### Most Important Shot:

Perfect Take-Out by Swedish skip LINDHOLM P to take 2 points and get a comfortable lead.



Before



After

End: 4  
 Team: Sweden  
 Player: LINDHOLM P  
 Stone: Fourth, 2nd stone  
 Task: Clearing  
 Handle: In-turn  
 Points: 100%

● : France  
 ● : Sweden

### LEGEND

LSFE (\*) indicates last stone advantage in the first end



### GAME RESULTS / RÉSULTATS DE LA PARTIE

MEN'S ROUND ROBIN - SESSION 8 - SHEET D  
 HOMMES, PHASE PRÉLIMINAIRE - 8E SESSION - PISTE D

THE ICE SHEET AT OGDEN FRI 15 FEB 2002 / VEN 15 FEV 2002 START TIME / DEBUT 19:00

Sheet	Round	Team	NOC	LSFE	1	2	3	4	5	6	7	8	9	10	Extra Ends	Total
D	6	Great Britain	GBR	*	2	0	1	0	1	0	0	0	1	0		5
	7	Denmark	DEN		0	0	0	2	0	0	0	3	0	1		6

Great Britain		Round 6	All
4 S	SMITH Warwick	75 %	77 %
3	McMILLAN Hammy	84 %	70 %
2	MacDONALD Ewan	79 %	78 %
1	LOUDON Peter	89 %	86 %
A	BROWN Norman	- %	71 %
Team Total		82 %	78 %

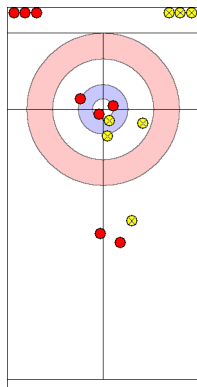
Time remaining: 3:49

Denmark		Round 7	All
4 S	SCHMIDT Ulrik	80 %	68 %
3	LAVRSEN Lasse	69 %	66 %
2	HANSEN Brian	79 %	74 %
1	SVENSGAARD Carsten	91 %	81 %
A	GUFLER Frants	- %	- %
Team Total		80 %	72 %

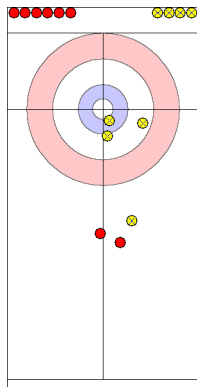
Time remaining: 3:59

#### Most Important Shot:

Danish Skip SCHMIDT U played a triple Take-Out on the Great Britain stones. He played heavy take out weight and had to narrowly clear the front guard in order to get the right angle for the Take Out. Team Denmark scored three points in this end.



Before



After

End: 8  
 Team: Denmark  
 Player: SCHMIDT U  
 Stone: Fourth, 2nd stone  
 Task: Double Take-Out  
 Handle: In-turn  
 Points: 125% (bonus)

● : Great Britain  
 ● : Denmark

#### LEGEND

LSFE (\*) indicates last stone advantage in the first end





### GAME RESULTS / RÉSULTATS DE LA PARTIE

MEN'S ROUND ROBIN - SESSION 9 - SHEET A  
 HOMMES, PHASE PRÉLIMINAIRE - 9E SESSION - PISTE A

THE ICE SHEET AT OGDEN SAT 16 FEB 2002 / SAM 16 FEV 2002 START TIME / DEBUT 14:00

Sheet	Round	Team	NOC	LSFE	1	2	3	4	5	6	7	8	9	10	Extra Ends	Total
A	7	Switzerland	SUI	*	1	1	1	0	1	0	2	0	4	-		10
	7	Great Britain	GBR		0	0	0	1	0	1	0	2	0	-		4

Switzerland		Round 7	All
4 S	SCHWALLER Andreas	83 %	74 %
3	SCHWALLER Christof	78 %	77 %
2	EGGLER Markus	81 %	77 %
1	GRICHTING Damian	84 %	72 %
A	RAMSTEIN Marco	- %	69 %
Team Total		81 %	75 %

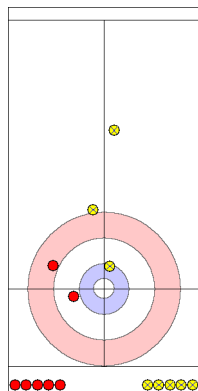
Time remaining: 11:01

Great Britain		Round 7	All
4 S	SMITH Warwick	57 %	75 %
3	McMILLAN Hammy	75 %	71 %
2	MacDONALD Ewan	67 %	76 %
1	LOUDON Peter	90 %	87 %
A	BROWN Norman	- %	71 %
Team Total		72 %	77 %

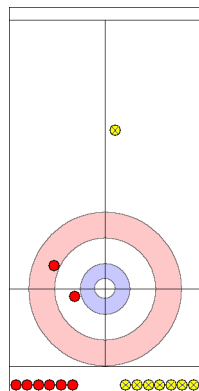
Time remaining: 12:19

#### Most Important Shot:

Double Take-Out by Swiss skip  
 SCHWALLER A to score 2 and extend lead to four points.



Before



After

End: 7  
 Team: Switzerland  
 Player: SCHWALLER A  
 Stone: Fourth, 2nd stone  
 Task: Double Take-Out  
 Handle: Out-turn  
 Points: 100%

● : Switzerland  
 ● : Great Britain

#### LEGEND

LSFE (\*) indicates last stone advantage in the first end

"-" indicates an unplayed end due to concession



## GAME RESULTS / RÉSULTATS DE LA PARTIE

MEN'S ROUND ROBIN - SESSION 9 - SHEET B  
 HOMMES, PHASE PRÉLIMINAIRE - 9E SESSION - PISTE B

THE ICE SHEET AT OGDEN SAT 16 FEB 2002 / SAM 16 FEV 2002 START TIME / DEBUT 14:00

Sheet	Round	Team	NOC	LSFE	1	2	3	4	5	6	7	8	9	10	Extra Ends	Total
B	8	Finland	FIN	*	0	0	2	0	2	0	-	-	-	-		4
	7	Sweden	SWE		4	1	0	6	0	0	-	-	-	-		11

Finland		Round 8	All
4 S	UUSIPAAVALNIEMI Markku	67 %	76 %
3	MAKELA Wille	77 %	76 %
2	HATI Tommi	69 %	77 %
1	LAUKKANEN Jari	94 %	84 %
A	SAARELAINEN Pekka	- %	100 %
Team Total		77 %	78 %

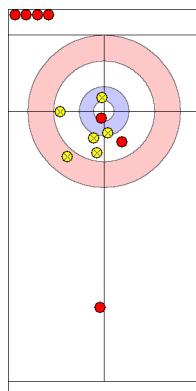
Time remaining: 29:06

Sweden		Round 7	All
4 S	LINDHOLM Peja	85 %	80 %
3	NORDIN Tomas	81 %	74 %
2	SWARTLING Magnus	83 %	75 %
1	NARUP Peter	86 %	73 %
A	KRAUPP Anders	- %	- %
Team Total		84 %	75 %

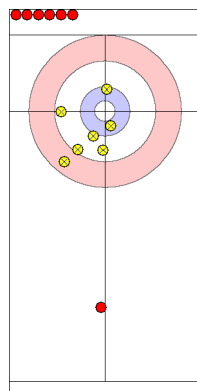
Time remaining: 30:56

### Most Important Shot:

Swedish Skip LINDHOLM P made a fantastic promotion double Take-Out to leave 7 counting Swedish stones in the house, setting up his team for a high scoring end, possibly an 8-ender!



Before



After

End: 4  
 Team: Sweden  
 Player: LINDHOLM P  
 Stone: Fourth, 1st stone  
 Task: Promotion Take-Out  
 Handle: Out-turn  
 Points: 100%

● : Finland  
 ● : Sweden

### LEGEND

LSFE (\*) indicates last stone advantage in the first end

"-" indicates an unplayed end due to concession



### GAME RESULTS / RÉSULTATS DE LA PARTIE

MEN'S ROUND ROBIN - SESSION 9 - SHEET C  
 HOMMES, PHASE PRÉLIMINAIRE - 9E SESSION - PISTE C

THE ICE SHEET AT OGDEN SAT 16 FEB 2002 / SAM 16 FEV 2002 START TIME / DEBUT 14:00

Sheet	Round	Team	NOC	LSFE	1	2	3	4	5	6	7	8	9	10	Extra Ends	Total
C	7	United States of America	USA		0	2	0	2	0	1	0	1	0	1	0	7
	8	Denmark	DEN	*	2	0	1	0	1	0	2	0	1	0	2	9

United States of America		Round 7	All
4 S	SOMERVILLE Tim	76 %	74 %
3	SCHNEEBERGER Mike	59 %	70 %
2	BRUNDIDGE Myles	67 %	76 %
1	GORDON John	90 %	81 %
A	BARCOME JR Don	- %	- %
Team Total		73 %	75 %

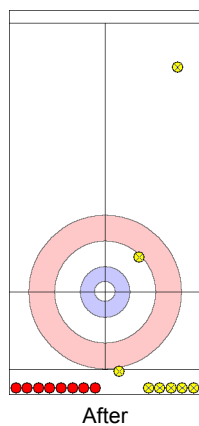
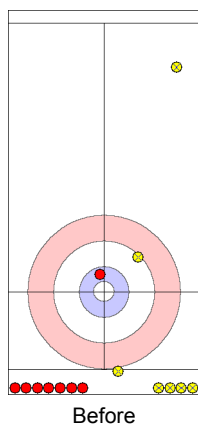
Denmark		Round 8	All
4 S	SCHMIDT Ulrik	85 %	70 %
3	LAVRSEN Lasse	89 %	69 %
2	HANSEN Brian	75 %	74 %
1	SVENSGAARD Carsten	77 %	80 %
A	GUFLER Frants	- %	- %
Team Total		82 %	73 %

Time remaining: 1:11  
 3:02 (after extra end)

Time remaining: 10:00  
 3:21 (after extra end)

#### Most Important Shot:

The Denmark skip SCHMIDT U cleared the US stone to win the game.



End: 11  
 Team: Denmark  
 Player: SCHMIDT U  
 Stone: Fourth, 2nd stone  
 Task: Clearing  
 Handle: Out-turn  
 Points: 100%

● : USA  
 ● : Denmark

#### LEGEND

LSFE (\*) indicates last stone advantage in the first end



### GAME RESULTS / RÉSULTATS DE LA PARTIE

MEN'S ROUND ROBIN - SESSION 9 - SHEET D  
 HOMMES, PHASE PRÉLIMINAIRE - 9E SESSION - PISTE D

THE ICE SHEET AT OGDEN SAT 16 FEB 2002 / SAM 16 FEV 2002 START TIME / DEBUT 14:00

Sheet	Round	Team	NOC	LSFE	1	2	3	4	5	6	7	8	9	10	Extra Ends	Total
D	7	Norway	NOR		0	2	0	2	0	0	3	1	1	1		10
	7	Germany	GER	*	1	0	1	0	2	1	0	0	0	0		5

Norway		Round 7	All
4 S	TRULSEN Paal	78 %	81 %
3	VAAGBERG Lars	73 %	78 %
2	DAVANGER Flemming	86 %	78 %
1	RAMSFJELL Bent Aanund	92 %	75 %
A	NERGAARD Torger	- %	- %
Team Total		82 %	78 %

Time remaining: 11:47

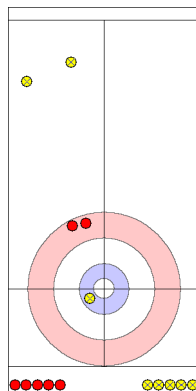
Germany		Round 7	All
4 S	STOCK Sebastian	59 %	74 %
3	HERBERG Daniel	72 %	68 %
2	KNOLL Stephan	71 %	67 %
1	HOFFMANN Patrick	80 %	72 %
A	MESSENZEHL Markus	- %	75 %
Team Total		71 %	70 %

Time remaining: 8:00

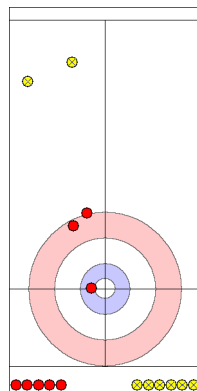
STOCK S left the game after 8th end, no replacement

#### Most Important Shot:

Great Promotional Take-Out by Norwegian skip TRULSEN P to remove a hidden German stone and take a 3 point lead.



Before



After

End: 7  
 Team: Norway  
 Player: TRULSEN P  
 Stone: Fourth, 2nd stone  
 Task: Promotion Take-Out  
 Handle: In-turn  
 Points: 100%

● : Norway  
 ● : Germany

#### LEGEND

LSFE (\*) indicates last stone advantage in the first end



### GAME RESULTS / RÉSULTATS DE LA PARTIE

MEN'S ROUND ROBIN - SESSION 10 - SHEET A  
 HOMMES, PHASE PRÉLIMINAIRE - 10E SESSION - PISTE A

THE ICE SHEET AT OGDEN SUN 17 FEB 2002 / DIM 17 FEV 2002 START TIME / DEBUT 9:00

Sheet	Round	Team	NOC	LSFE	1	2	3	4	5	6	7	8	9	10	Extra Ends	Total
A	8	Germany	GER		0	0	1	1	0	0	1	0	0	1	0	4
	8	Sweden	SWE	*	0	1	0	0	1	0	0	1	1	0	1	5

Germany		Round 8	All
4	KNOLL Stephan	60 %	66 %
3 S	HERBERG Daniel	78 %	69 %
2	MESSENZEHL Markus	77 %	76 %
1	HOFFMANN Patrick	66 %	71 %
A	STOCK Sebastian	- %	74 %
Team Total		70 %	70 %

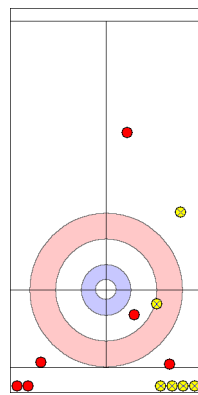
Time remaining: 10:00  
 0:52 (after extra end)

Sweden		Round 8	All
4 S	LINDHOLM Peja	61 %	77 %
3	NORDIN Tomas	70 %	74 %
2	SWARTLING Magnus	78 %	75 %
1	NARUP Peter	77 %	73 %
A	KRAUPP Anders	- %	- %
Team Total		72 %	75 %

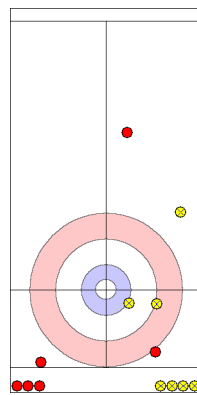
Time remaining: 10:00  
 4:37 (after extra end)

#### Most Important Shot:

In a tight 3-3 game Team Sweden Skip, LINDHOLM P made a difficult tap back to sit 2 in the four foot. This helped to set up a steal of one and a 4-3 lead for Team Sweden.



Before



After

End: 9  
 Team: Sweden  
 Player: LINDHOLM P  
 Stone: Fourth, 1st stone  
 Task: Take-Out  
 Handle: Out-turn  
 Points: 100%

● : Germany  
 ● : Sweden

#### LEGEND

LSFE (\*) indicates last stone advantage in the first end



### GAME RESULTS / RÉSULTATS DE LA PARTIE

MEN'S ROUND ROBIN - SESSION 10 - SHEET C  
 HOMMES, PHASE PRÉLIMINAIRE - 10E SESSION - PISTE C

THE ICE SHEET AT OGDEN SUN 17 FEB 2002 / DIM 17 FEV 2002 START TIME / DEBUT 9:00

Sheet	Round	Team	NOC	LSFE	1	2	3	4	5	6	7	8	9	10	Extra Ends	Total
C	8	Canada	CAN	*	3	1	1	0	3	0	1	0	-	-		9
	8	Norway	NOR		0	0	0	1	0	2	0	1	-	-		4

Canada	Round 8	All
4 S MARTIN Kevin	83 %	84 %
3 WALCHUK Don	95 %	79 %
2 RYCROFT Carter	91 %	87 %
1 BARTLETT Don	88 %	77 %
A TRALNBERG Ken	- %	63 %
Team Total	89 %	82 %

Time remaining: 30:03

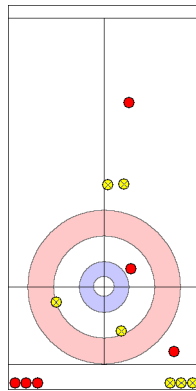
Norway	Round 8	All
4 S TRULSEN Paal	59 %	79 %
3 VAAGBERG Lars	84 %	79 %
2 DAVANGER Flemming	69 %	77 %
1 NERGAARD Torger	75 %	75 %
A RAMSFJELL Bent Aanund	96 %	77 %
Team Total	76 %	78 %

Time remaining: 19:49

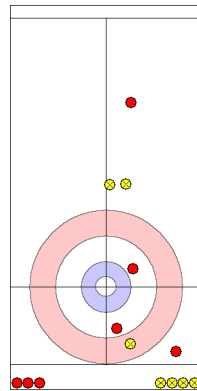
RAMSFJELL BA replaced NERGAARD T at beginning of 2nd end

#### Most Important Shot:

Canadian Skip MARTIN K made a perfect DoubleTake-Out with his first stone to set up an easy Take-Out with his second stone to score 3 points in the first end, taking control of the game.



Before



After

End: 1  
 Team: Canada  
 Player: MARTIN K  
 Stone: Fourth, 1st stone  
 Task: Take-Out  
 Handle: Out-turn  
 Points: 100%

● : Canada  
 ● : Norway

#### LEGEND

LSFE (\*) indicates last stone advantage in the first end

"-" indicates an unplayed end due to concession



### GAME RESULTS / RÉSULTATS DE LA PARTIE

MEN'S ROUND ROBIN - SESSION 10 - SHEET D  
 HOMMES, PHASE PRÉLIMINAIRE - 10E SESSION - PISTE D

THE ICE SHEET AT OGDEN SUN 17 FEB 2002 / DIM 17 FEV 2002 START TIME / DEBUT 9:00

Sheet	Round	Team	NOC	LSFE	1	2	3	4	5	6	7	8	9	10	Extra Ends	Total
D	8	France	FRA	*	0	0	0	1	0	1	0	1	0	0		3
	8	Switzerland	SUI		0	1	0	0	1	0	1	0	2	2		7

France		Round 8	All
4 S	DUPONT ROC Dominique	71 %	59 %
3	DUCROZ Jan Henri	63 %	65 %
2	DUFOUR Thomas	73 %	69 %
1	CAUX Philippe	64 %	64 %
A	MUGNIER Spencer	- %	74 %
Team Total		68 %	66 %

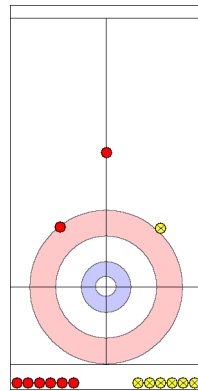
Time remaining: 1:14

Switzerland		Round 8	All
4 S	SCHWALLER Andreas	86 %	76 %
3	SCHWALLER Christof	76 %	77 %
2	EGGLER Markus	79 %	77 %
1	GRICHTING Damian	75 %	72 %
A	RAMSTEIN Marco	- %	69 %
Team Total		79 %	75 %

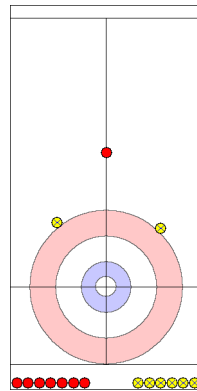
Time remaining: 8:23

#### Most Important Shot:

Switzerland Skip SCHWALLER A made a nice Take-Out to score 2 in the 9th end.



Before



After

End: 9  
 Team: Switzerland  
 Player: SCHWALLER A  
 Stone: Fourth, 2nd stone  
 Task: Take-Out  
 Handle: Out-turn  
 Points: 100%

● : France  
 ● : Switzerland

#### LEGEND

LSFE (\*) indicates last stone advantage in the first end



### GAME RESULTS / RÉSULTATS DE LA PARTIE

MEN'S ROUND ROBIN - SESSION 11 - SHEET B  
 HOMMES, PHASE PRÉLIMINAIRE - 11E SESSION - PISTE B

THE ICE SHEET AT OGDEN SUN 17 FEB 2002 / DIM 17 FEV 2002 START TIME / DEBUT 19:00

Sheet	Round	Team	NOC	LSFE	1	2	3	4	5	6	7	8	9	10	Extra Ends	Total
B	9	France	FRA		0	0	2	0	0	0	0	1	0	0		3
	8	Great Britain	GBR	*	2	0	0	1	0	0	2	0	1	1		7

France	Round 9	All
4 S DUPONT ROC Dominique	69 %	60 %
3 DUCROZ Jan Henri	71 %	66 %
2 DUFOUR Thomas	64 %	69 %
1 MUGNIER Spencer	71 %	73 %
A CAUX Philippe	- %	64 %
Team Total	69 %	67 %

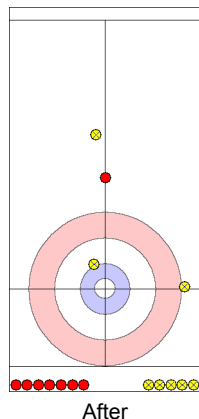
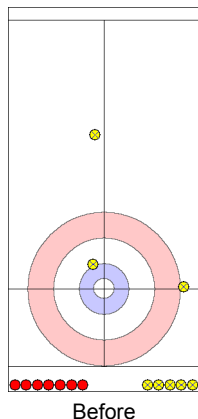
Time remaining: 13:09

Great Britain	Round 8	All
4 S SMITH Warwick	74 %	75 %
3 McMILLAN Hammy	89 %	74 %
2 MacDONALD Ewan	83 %	77 %
1 LOUDON Peter	79 %	86 %
A BROWN Norman	- %	71 %
Team Total	81 %	78 %

Time remaining: 15:58

#### Most Important Shot:

Drawing against 2 the French skip DUPONT ROC D came up short of the rings. The steal of 2 put Team Great Britain up by a commanding 3 point lead.



End: 7  
 Team: France  
 Player: DUPONT ROC D  
 Stone: Fourth, 2nd stone  
 Task: Draw  
 Handle: In-turn  
 Points: 0%

● : France  
 ● : Great Britain

#### LEGEND

LSFE (\*) indicates last stone advantage in the first end





### GAME RESULTS / RÉSULTATS DE LA PARTIE

MEN'S ROUND ROBIN - SESSION 11 - SHEET D  
 HOMMES, PHASE PRÉLIMINAIRE - 11E SESSION - PISTE D

THE ICE SHEET AT OGDEN SUN 17 FEB 2002 / DIM 17 FEV 2002 START TIME / DEBUT 19:00

Sheet	Round	Team	NOC	LSFE	1	2	3	4	5	6	7	8	9	10	Extra Ends	Total
D	8	United States of America	USA	*	0	1	0	1	0	0	0	1	1	0		4
	9	Finland	FIN		0	0	2	0	1	1	1	0	0	1		6

United States of America		Round 8	All
4 S	SOMERVILLE Tim	71 %	74 %
3	SCHNEEBERGER Mike	68 %	70 %
2	BRUNDIDGE Myles	76 %	76 %
1	GORDON John	75 %	80 %
A	BARCOME JR Don	- %	- %
Team Total		73 %	75 %

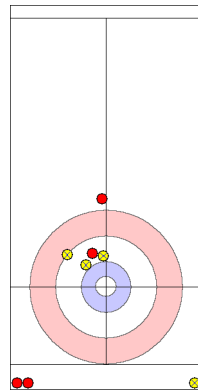
Time remaining: 0:28

Finland		Round 9	All
4 S	UUSIPAAVALNIEMI Markku	83 %	77 %
3	MAKELA Wille	85 %	77 %
2	HATI Tommi	85 %	78 %
1	LAUKKANEN Jari	82 %	84 %
A	SAARELAINEN Pekka	- %	100 %
Team Total		84 %	79 %

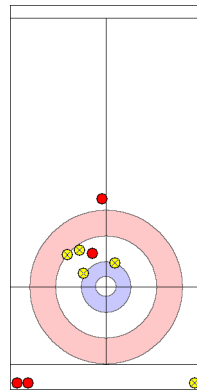
Time remaining: 0:24

#### Most Important Shot:

With Finland already laying 2 points MAKELA W made an excellent Raise Tap-Back to move the Finland stones into a better position in the House. This enabled Finland to steal 1 point in the end.



Before



After

End: 7  
 Team: Finland  
 Player: MAKELA W  
 Stone: Third, 1st stone  
 Task: Raise  
 Handle: Out-turn  
 Points: 100%

● : USA  
 ● : Finland

#### LEGEND

LSFE (\*) indicates last stone advantage in the first end



## GAME RESULTS / RÉSULTATS DE LA PARTIE

MEN'S ROUND ROBIN - SESSION 12 - SHEET A  
 HOMMES, PHASE PRÉLIMINAIRE - 12E SESSION - PISTE A

THE ICE SHEET AT OGDEN MON 18 FEB 2002 / LUN 18 FEV 2002 START TIME / DEBUT 14:00

Sheet	Round	Team	NOC	LSFE	1	2	3	4	5	6	7	8	9	10	Extra Ends	Total
A	9	Denmark	DEN		1	0	0	1	0	0	0	1	0	-		3
	9	Canada	CAN	*	0	1	0	0	1	1	2	0	3	-		8

Denmark	Round 9	All
4 S SCHMIDT Ulrik	71 %	70 %
3 LAVRSEN Lasse	63 %	68 %
2 HANSEN Brian	72 %	74 %
1 GUFLER Frants	100 %	100 %
A SVENSGAARD Carsten	66 %	79 %
Team Total	69 %	73 %

Time remaining: 7:28

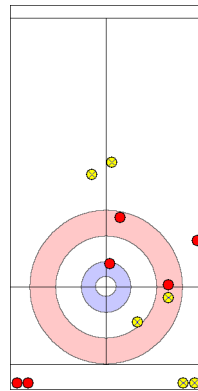
Canada	Round 9	All
4 S MARTIN Kevin	86 %	85 %
3 WALCHUK Don	79 %	79 %
2 RYCROFT Carter	82 %	87 %
1 BARTLETT Don	82 %	77 %
A TRALNBERG Ken	- %	63 %
Team Total	82 %	82 %

Time remaining: 11:25

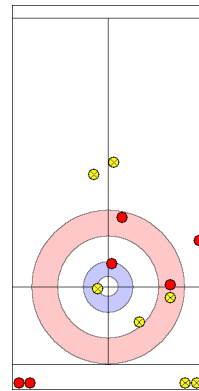
SVENSGAARD C replaced GUFLER F at beginning of 2nd end

### Most Important Shot:

Canadian Skip MARTIN K made a nice Draw in the 7th end around a Guard to lay 1. This lead to a steal of 2 and control of the game.



Before



After

End: 7  
 Team: Canada  
 Player: MARTIN K  
 Stone: Fourth, 1st stone  
 Task: Draw  
 Handle: Out-turn  
 Points: 100%

● : Denmark  
 ● : Canada

### LEGEND

LSFE (\*) indicates last stone advantage in the first end



### GAME RESULTS / RÉSULTATS DE LA PARTIE

MEN'S ROUND ROBIN - SESSION 12 - SHEET B  
 HOMMES, PHASE PRÉLIMINAIRE - 12E SESSION - PISTE B

THE ICE SHEET AT OGDEN MON 18 FEB 2002 / LUN 18 FEV 2002 START TIME / DEBUT 14:00

Sheet	Round	Team	NOC	LSFE	1	2	3	4	5	6	7	8	9	10	Extra Ends	Total
B	9	Germany	GER		0	0	1	0	1	0	1	0	1	0		4
	9	Switzerland	SUI	*	0	4	0	1	0	2	0	1	0	2		10

Germany		Round 9	All
4 S	STOCK Sebastian	76 %	74 %
3	HERBERG Daniel	60 %	68 %
2	KNOLL Stephan	75 %	67 %
1	MESSENZEHL Markus	89 %	78 %
A	HOFFMANN Patrick	- %	71 %
Team Total		75 %	71 %

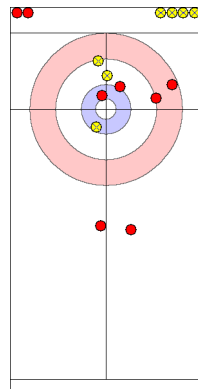
Time remaining: 7:43

Switzerland		Round 9	All
4 S	SCHWALLER Andreas	92 %	78 %
3	SCHWALLER Christof	81 %	77 %
2	EGGLER Markus	98 %	79 %
1	GRICHTING Damian	66 %	71 %
A	RAMSTEIN Marco	- %	69 %
Team Total		84 %	76 %

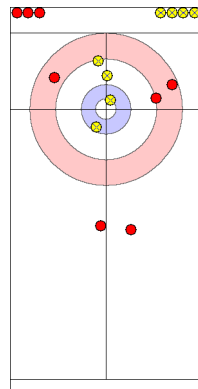
Time remaining: 12:40

#### Most Important Shot:

Swiss Skip SCHWALLER A came through a small opening to take out 2 German stones and score 4.



Before



After

End: 2  
 Team: Switzerland  
 Player: SCHWALLER A  
 Stone: Fourth, 2nd stone  
 Task: Double Take-Out  
 Handle: In-turn  
 Points: 100%

● : Germany  
 ● : Switzerland

#### LEGEND

LSFE (\*) indicates last stone advantage in the first end



### GAME RESULTS / RÉSULTATS DE LA PARTIE

MEN'S ROUND ROBIN - SESSION 12 - SHEET C  
 HOMMES, PHASE PRÉLIMINAIRE - 12E SESSION - PISTE C

THE ICE SHEET AT OGDEN MON 18 FEB 2002 / LUN 18 FEV 2002 START TIME / DEBUT 14:00

Sheet	Round	Team	NOC	LSFE	1	2	3	4	5	6	7	8	9	10	Extra Ends	Total
C	9	Great Britain	GBR		0	2	2	0	1	0	0	1	0	1		7
	9	United States of America	USA	*	1	0	0	1	0	1	1	0	2	0		6

Great Britain		Round 9	All
4 S	SMITH Warwick	70 %	74 %
3	McMILLAN Hammy	84 %	76 %
2	MacDONALD Ewan	90 %	79 %
1	LOUDON Peter	81 %	85 %
A	BROWN Norman	- %	71 %
Team Total		81 %	78 %

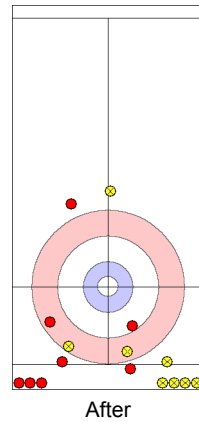
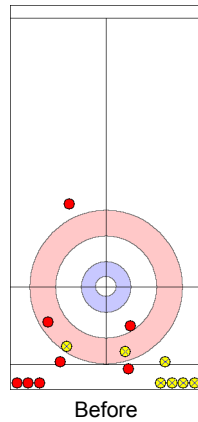
Time remaining: 4:44

United States of America		Round 9	All
4 S	SOMERVILLE Tim	68 %	73 %
3	BARCOME JR Don	79 %	79 %
2	BRUNDIDGE Myles	70 %	75 %
1	GORDON John	86 %	81 %
A	SCHNEEBERGER Mike	- %	70 %
Team Total		76 %	75 %

Time remaining: 9:03

#### Most Important Shot:

With his team already down 2 to 1, US skip SOMERVILLE T came up short of the rings on his last stone and gave Great Britain a score of 2 and a 4 to 1 lead.



End: 3  
 Team: USA  
 Player: SOMERVILLE T  
 Stone: Fourth, 2nd stone  
 Task: Draw  
 Handle: Out-turn  
 Points: 0%

● : Great Britain  
 ● : USA

#### LEGEND

LSFE (\*) indicates last stone advantage in the first end



### GAME RESULTS / RÉSULTATS DE LA PARTIE

MEN'S ROUND ROBIN - SESSION 12 - SHEET D  
 HOMMES, PHASE PRÉLIMINAIRE - 12E SESSION - PISTE D

THE ICE SHEET AT OGDEN MON 18 FEB 2002 / LUN 18 FEV 2002 START TIME / DEBUT 14:00

Sheet	Round	Team	NOC	LSFE	1	2	3	4	5	6	7	8	9	10	Extra Ends	Total
D	9	Sweden	SWE		0	0	2	0	2	0	2	1	0	1	0	8
	9	Norway	NOR	*	0	2	0	2	0	1	0	0	3	0	1	9

Sweden	Round 9	All
4 S LINDHOLM Peja	75 %	77 %
3 NORDIN Tomas	65 %	73 %
2 SWARTLING Magnus	55 %	73 %
1 NARUP Peter	75 %	73 %
A KRAUPP Anders	- %	- %
Team Total	67 %	74 %

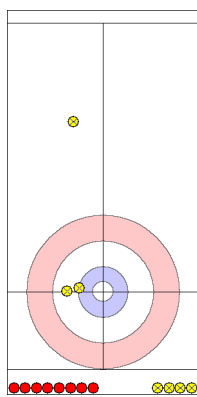
Norway	Round 9	All
4 S TRULSEN Paal	74 %	78 %
3 VAAGBERG Lars	76 %	78 %
2 DAVANGER Flemming	78 %	77 %
1 RAMSFJELL Bent Aanund	88 %	79 %
A NERGAARD Torger	- %	75 %
Team Total	79 %	78 %

Time remaining: 2:03  
 3:01 (after extra end)

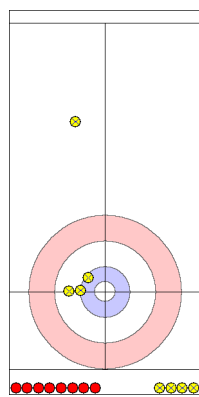
Time remaining: 3:48  
 4:28 (after extra end)

#### Most Important Shot:

Norwegian Skip TRULSEN P made an open draw for 3 to take the lead heading into the final end after a Double Take-Out attempt by Swedish Skip LINDHOLM P failed to remove either of 2 Norwegian counters.



Before



After

End: 9  
 Team: Norway  
 Player: TRULSEN P  
 Stone: Fourth, 2nd stone  
 Task: Draw  
 Handle: In-turn  
 Points: 100%

● : Sweden  
 ● : Norway

#### LEGEND

LSFE (\*) indicates last stone advantage in the first end



## COMPETITION SUMMARY / RÉSUMÉ DE LA COMPÉTITION

AFTER MEN'S ROUND ROBIN SESSION 12  
HOMMES, APRÈS PHASE PRÉLIMINAIRE - 12E SESSION

THE ICE SHEET AT OGDEN AS OF MON 18 FEB 2002 / EN DATE DU LUN 18 FEV 2002

Session	Date	Time	Sheet A	Sheet B	Sheet C	Sheet D
Session 1	11 Feb	09:00	DEN - FIN 3 : 9	FRA - GER 5 : 9	USA - SWE 10 : 5	CAN - GBR 6 : 4
Session 2	11 Feb	19:00	NOR - SUI 4 : 5	USA - CAN 3 : 8	DEN - FRA 8 : 7	FIN - GER 6 : 7
Session 3	12 Feb	14:00	SWE - GBR 7 : 2	DEN - SUI 6 : 10	FIN - CAN 4 : 9	FRA - NOR 2 : 9
Session 4	13 Feb	09:00	SUI - FIN 5 : 6	GBR - NOR 6 : 7	GER - USA 9 : 8	DEN - SWE 5 : 9
Session 5	13 Feb	19:00	GBR - GER 7 : 6	CAN - FRA 8 : 1	SWE - SUI 7 : 8	NOR - USA 6 : 5
Session 6	14 Feb	14:00	CAN - SWE 5 : 6	SUI - USA 2 : 6	DEN - GER 6 : 7	FIN - FRA 6 : 5
Session 7	15 Feb	09:00	FRA - USA 3 : 8	NOR - DEN 9 : 4	GBR - FIN 4 : 6	GER - CAN 7 : 9
Session 8	15 Feb	19:00	FIN - NOR 5 : 6	CAN - SUI 7 : 2	FRA - SWE 6 : 9	GBR - DEN 5 : 6
Session 9	16 Feb	14:00	SUI - GBR 10 : 4	FIN - SWE 4 : 11	USA - DEN 7 : 9	NOR - GER 10 : 5
Session 10	17 Feb	09:00	GER - SWE 4 : 5		CAN - NOR 9 : 4	FRA - SUI 3 : 7
Session 11	17 Feb	19:00		FRA - GBR 3 : 7		USA - FIN 4 : 6
Session 12	18 Feb	14:00	DEN - CAN 3 : 8	GER - SUI 4 : 10	GBR - USA 7 : 6	SWE - NOR 8 : 9
Semifinal	20 Feb	14:00		CAN - SWE		NOR - SUI

### Standings After Round Robin

Rank	Team	NOC	Games	Wins	Losses	
1	Canada	CAN	9	8	1	Q
2	Norway	NOR	9	7	2	Q
3 (a)	Switzerland	SUI	9	6	3	Q
3 (b)	Sweden	SWE	9	6	3	Q
5	Finland	FIN	9	5	4	
6	Germany	GER	9	4	5	
7 (a)	Denmark	DEN	9	3	6	
7 (b)	Great Britain	GBR	9	3	6	
7 (c)	United States of America	USA	9	3	6	
10	France	FRA	9	0	9	

#### LEGEND

"(a), (b) ..." indicates ranking determined by record of games

"Q" indicates a team qualified for semifinals



## SCORING ANALYSIS / ANALYSE DES POINTS MARQUÉS

AFTER MEN'S ROUND ROBIN SESSION 12  
HOMMES, APRÈS PHASE PRÉLIMINAIRE - 12E SESSION

THE ICE SHEET AT OGDEN AS OF MON 18 FEB 2002 / EN DATE DU LUN 18 FEV 2002

Team	NOC	Games		Stolen Ends	Points Scored						Total
					0	1	2	3	4	>4	
Canada	CAN	9	For	20	6	24	12	7	0	0	69
			Against	3	2	18	8	0	0	0	34
Denmark	DEN	9	For	4	6	22	11	2	0	0	50
			Against	15	2	24	22	1	0	0	71
Finland	FIN	9	For	8	4	19	15	1	0	0	52
			Against	8	10	19	11	1	1	1	54
France	FRA	9	For	4	10	17	9	0	0	0	35
			Against	18	5	23	16	4	1	0	71
Germany	GER	9	For	10	3	28	12	2	0	0	58
			Against	8	8	18	16	4	1	0	66
Great Britain	GBR	9	For	7	10	21	11	1	0	0	46
			Against	7	12	21	8	4	2	0	57
Norway	NOR	9	For	13	3	25	13	3	1	0	64
			Against	10	8	25	9	2	0	0	49
Sweden	SWE	9	For	8	6	21	13	2	2	1	67
			Against	5	7	22	12	1	1	0	53
Switzerland	SUI	9	For	11	5	25	13	0	2	0	59
			Against	8	7	25	8	2	0	0	47
United States of America	USA	9	For	7	8	23	12	2	1	0	57
			Against	10	0	30	11	1	0	0	55
Total		45		92	61	225	121	20	6	1	557

### NOTE

Stolen ends are defined as ends won without the last stone advantage

### LEGEND

">4" indicates more than four points scored



## CUMULATIVE PERCENTAGE BY POSITION / POURCENTAGE CUMULÉ PAR POSTE

AFTER MEN'S ROUND ROBIN SESSION 12  
HOMMES, APRÈS PHASE PRÉLIMINAIRE - 12E SESSION

THE ICE SHEET AT OGDEN AS OF MON 18 FEB 2002 / EN DATE DU LUN 18 FEV 2002

Fourths	Round -->	1	2	3	4	5	6	7	8	9	AVG
1 MARTIN Kevin	CAN	94	90	75	86	70	89	88	83	86	85
2 SCHWALLER Andreas	SUI	82	67	80	79	67	59	83	86	92	78
3 TRULSEN Paal	NOR	84	75	77	73	97	85	78	59	74	78
4 LINDHOLM Peja	SWE	75	74	93	65	78	91	85	61	75	77
5 UUSIPAAVALNIEMI Markku	FIN	84	70	52	80	84	91	68	67	83	77
6 McMILLAN Hammy	GBR	66	65	67			(3) 84	(3) 75	(3) 89	(3) 84	76
7 STOCK Sebastian	GER	86	78	75	65	86	67	59		76	74
8 SOMERVILLE Tim	USA	82	50	73	70	81	89	76	71	68	73
9 SCHMIDT Ulrik	DEN	66	44	70	67	73	78	80	85	71	70
10 DUPONT ROC Dominique	FRA	51	51	51	19	70	61	80	71	69	60

Thirds	Round -->	1	2	3	4	5	6	7	8	9	AVG
1 WALCHUK Don	CAN	83	85	83	73	55	88	72	95	79	79
2 VAAGBERG Lars	NOR	73	69	82	81	91	76	73	84	76	78
3 MAKELA Wille	FIN	88	68	71	84	83	78	61	77	85	77
4 SCHWALLER Christof	SUI	85	83	77	66	79	67	78	76	81	77
5 SMITH Warwick	GBR	81	68	73	(4) 80	(4) 88	(4) 75	(4) 57	(4) 74	(4) 70	74
6 NORDIN Tomas	SWE	58	80	73	61	82	85	81	70	65	73
7 SCHNEEBERGER Mike	USA	81	61	65	65	76	86	59	68		70
8 HERBERG Daniel	GER	63	71	74	58	73	63	72	78	60	68
9 LAVRSEN Lasse	DEN	55	64	64	64	66	80	69	89	63	68
10 DUCROZ Jan Henri	FRA	66	72	51	54	73	78	58	63	71	66

Seconds	Round -->	1	2	3	4	5	6	7	8	9	AVG
1 RYCROFT Carter	CAN	89	89	94	90	72	94	88	91	82	87
2 EGGLEER Markus	SUI	74	75	78	65	90	75	81	79	98	79
3 MacDONALD Ewan	GBR	74	68	74	79	95	79	67	83	90	79
4 HATI Tommi	FIN	94	64	69	82	92	81	61	69	85	78
5 DAVANGER Flemming	NOR	63	64	89	84	95	60	86	69	78	77
6 BRUNDIDGE Myles	USA	84	64	85	68	83	83	67	76	70	75
7 HANSEN Brian	DEN	75	82	65	86	72	59	79	75	72	74
8 SWARTLING Magnus	SWE	68	71	68	70	74	93	83	78	55	73
9 DUFOUR Thomas	FRA	57	67	74	67	76	72	66	73	64	69
10 KNOLL Stephan	GER	64	44	78	64	73	73	71	(4) 60	75	67





## CUMULATIVE PERCENTAGE BY POSITION / POURCENTAGE CUMULÉ PAR POSTE

AFTER MEN'S ROUND ROBIN SESSION 12  
HOMMES, APRÈS PHASE PRÉLIMINAIRE - 12E SESSION

THE ICE SHEET AT OGDEN AS OF MON 18 FEB 2002 / EN DATE DU LUN 18 FEV 2002

Leads	Round -->	1	2	3	4	5	6	7	8	9	AVG
1 LOUDON Peter	GBR	90	86	75	84	94	89	90	79	81	85
2 LAUKKANEN Jari	FIN	75	74	93	87	71	95	91	94	82	84
3 GORDON John	USA	82	89	73	78	71	85	90	75	86	81
4 RAMSFJELL Bent Aanund	NOR	79	61	70	86	59	78	92	(1) 96	88	79
5 SVENSGAARD Carsten	DEN	75	65	75	81	84	95	91	77	(1) 66	79
6 MESSENZEHL Markus	GER		69		74		83		(2) 77	89	78
7 BARTLETT Don	CAN	83	70	78	80	60	97	66	88	82	77
8 MUGNIER Spencer	FRA	67	61	75	79	74	75	86		71	73
9 NARUP Peter	SWE	71	71	70	83	74	60	86	77	75	73
10 GRICHTING Damian	SUI	56	71	76			73	84	75	66	71

Alternates	Round -->	1	2	3	4	5	6	7	8	9	AVG
1 GUFLER Frants	DEN								(1) 100	100	100
2 SAARELAINEN Pekka	FIN		(1) 100								100
3 BARCOME JR Don	USA								(3) 79	79	79
4 NERGAARD Torger	NOR							(1) 75			75
5 BROWN Norman	GBR			(3) 64	(3) 79						71
6 HOFFMANN Patrick	GER	(1) 57		(1) 69		(1) 78		(1) 80	(1) 66		71
7 RAMSTEIN Marco	SUI			(1) 76	(1) 61						69
8 CAUX Philippe	FRA							(1) 64			64
9 TRALNBERG Ken	CAN		(1) 25	(1) 100							63

Teams	Round -->	1	2	3	4	5	6	7	8	9	AVG
1 Canada	CAN	87	84	80	83	64	92	78	89	82	82
2 Finland	FIN	85	69	71	83	83	86	70	77	84	79
3 Norway	NOR	74	68	80	81	87	75	82	76	79	78
4 Great Britain	GBR	78	72	72	77	89	82	72	81	81	78
5 Switzerland	SUI	74	74	78	72	74	69	81	79	84	76
6 United States of America	USA	82	66	74	70	78	86	73	73	76	75
7 Sweden	SWE	68	74	75	70	77	83	84	72	67	74
8 Denmark	DEN	68	64	68	75	74	78	80	82	69	73
9 Germany	GER	67	65	74	65	77	71	71	70	75	71
10 France	FRA	60	63	63	55	73	72	73	68	69	67

### LEGEND

(1) = Played Lead

(2) = Played Second

(3) = Played Third

(4) = Played Fourth



**CUMULATIVE PLAYER STATISTICS BY TEAM  
STATISTIQUES CUMULÉES DES JOUEURS PAR ÉQUIPE**

MEN  
HOMMES

THE ICE SHEET AT OGDEN AS OF MON 18 FEB 2002 / EN DATE DU LUN 18 FEV 2002

**Canada (after Round 9)**

MARTIN Kevin		Skip		Right-handed		
Type	In-turn	%	Out-turn	%	Total	%
Draw	17	91	17	90	34	90
Front	0	-	0	-	0	-
Guard	13	88	3	58	16	83
Raise	4	69	3	58	7	64
Wick / Soft Peeling	1	50	1	50	2	50
Freeze	0	-	1	0	1	0
Take-Out	19	95	13	94	32	95
Hit and Roll	11	91	5	90	16	91
Clearing	10	100	11	70	21	85
Double Take-Out	7	71	4	81	11	75
Promotion Take-out not considered	4	81	3	33	7	61
All Draws	35	86	25	77	60	83
All Take-Outs	51	91	36	80	87	86
Total	86	89	61	79	147	85

BARTLETT Don		Lead		Right-handed		
Type	In-turn	%	Out-turn	%	Total	%
Draw	53	68	34	85	87	75
Front	22	88	9	86	31	87
Guard	3	58	3	83	6	71
Raise	2	88	1	100	3	92
Wick / Soft Peeling	1	100	1	100	2	100
Freeze	0	-	1	0	1	0
Take-Out	4	63	4	75	8	69
Hit and Roll	2	88	1	75	3	83
Clearing	0	-	1	100	1	100
Double Take-Out	0	-	0	-	0	-
Promotion Take-out not considered	0	-	0	-	0	-
All Draws	81	74	49	84	130	78
All Take-Outs	6	71	6	79	12	75
Total	87	74	55	84	142	77

WALCHUK Don		Third		Right-handed		
Type	In-turn	%	Out-turn	%	Total	%
Draw	16	64	16	52	32	58
Front	0	-	0	-	0	-
Guard	6	100	3	83	9	94
Raise	6	83	3	67	9	78
Wick / Soft Peeling	1	100	2	75	3	83
Freeze	0	-	0	-	0	-
Take-Out	9	81	17	88	26	86
Hit and Roll	7	71	6	88	13	79
Clearing	22	97	22	84	44	90
Double Take-Out	3	100	7	79	10	85
Promotion Take-out not considered	5	25	2	100	7	46
All Draws	29	77	24	59	53	69
All Take-Outs	46	82	54	86	100	84
Total	75	80	78	78	153	79

TRALNBERG Ken		Alternate		Right-handed		
Type	In-turn	%	Out-turn	%	Total	%
Draw	2	75	1	0	3	50
Front	0	-	0	-	0	-
Guard	1	100	0	-	1	100
Raise	0	-	0	-	0	-
Wick / Soft Peeling	0	-	0	-	0	-
Freeze	0	-	0	-	0	-
Take-Out	0	-	0	-	0	-
Hit and Roll	0	-	0	-	0	-
Clearing	0	-	0	-	0	-
Double Take-Out	0	-	0	-	0	-
Promotion Take-out not considered	0	-	0	-	0	-
All Draws	3	83	1	0	4	63
All Take-Outs	0	-	0	-	0	-
Total	3	83	1	0	4	63

RYCROFT Carter		Second		Right-handed		
Type	In-turn	%	Out-turn	%	Total	%
Draw	18	81	8	66	26	76
Front	1	50	0	-	1	50
Guard	5	85	1	100	6	88
Raise	7	68	6	100	13	83
Wick / Soft Peeling	1	100	1	100	2	100
Freeze	0	-	0	-	0	-
Take-Out	16	98	12	88	28	94
Hit and Roll	3	58	4	88	7	75
Clearing	34	93	28	88	62	91
Double Take-Out	2	50	3	83	5	70
Promotion Take-out not considered	2	100	2	100	4	100
All Draws	32	78	16	83	48	80
All Take-Outs	57	91	49	88	106	90
Total	89	87	65	87	154	87

Team Canada						
Type	In-turn	%	Out-turn	%	Total	%
Draw	106	73	76	76	182	74
Front	23	86	9	86	32	86
Guard	28	88	10	78	38	85
Raise	19	75	13	83	32	78
Wick / Soft Peeling	4	88	5	80	9	83
Freeze	0	-	2	0	2	0
Take-Out	48	91	46	89	94	90
Hit and Roll	23	80	16	88	39	83
Clearing	66	95	62	84	128	90
Double Take-Out	12	75	14	80	26	78
Promotion Take-out not considered	11	59	7	71	18	64
All Draws	180	78	115	77	295	77
All Take-Outs	160	88	145	85	305	86
Total	340	82	260	81	600	82



## CUMULATIVE PLAYER STATISTICS BY TEAM STATISTIQUES CUMULÉES DES JOUEURS PAR ÉQUIPE

MEN  
HOMMES

THE ICE SHEET AT OGDEN AS OF MON 18 FEB 2002 / EN DATE DU LUN 18 FEV 2002

### Denmark (after Round 9)

#### SCHMIDT Ulrik

Type	Skip		Right-handed		Total	
	In-turn	%	Out-turn	%	Total	%
Draw	28	70	41	68	69	68
Front	0	-	1	100	1	100
Guard	3	92	1	0	4	69
Raise	6	38	7	68	13	54
Wick / Soft Peeling	0	-	0	-	0	-
Freeze	0	-	3	50	3	50
Take-Out	14	82	30	74	44	77
Hit and Roll	8	84	9	64	17	74
Clearing	6	100	8	88	14	93
Double Take-Out	4	56	2	25	6	46
Promotion Take-out not considered	0	-	0	-	0	-
All Draws	37	66	53	66	90	66
All Take-Outs	34	81	52	71	86	75
Total	71	73	105	68	176	70

#### SVENSGAARD Carsten

Type	Lead		Right-handed		Total	
	In-turn	%	Out-turn	%	Total	%
Draw	46	73	18	75	64	74
Front	38	88	37	91	75	89
Guard	2	100	0	-	2	100
Raise	4	75	6	46	10	58
Wick / Soft Peeling	2	50	0	-	2	50
Freeze	0	-	1	100	1	100
Take-Out	13	73	6	83	19	76
Hit and Roll	3	25	1	100	4	44
Clearing	0	-	0	-	0	-
Double Take-Out	1	50	0	-	1	50
Promotion Take-out not considered	0	-	0	-	0	-
All Draws	92	80	62	82	154	81
All Take-Outs	17	63	7	86	24	70
Total	109	77	69	82	178	79

#### LAVRSEN Lasse

Type	Third		Right-handed		Total	
	In-turn	%	Out-turn	%	Total	%
Draw	32	63	38	66	70	65
Front	3	100	6	100	9	100
Guard	4	75	7	50	11	59
Raise	7	64	6	71	13	67
Wick / Soft Peeling	1	100	0	-	1	100
Freeze	5	45	3	8	8	31
Take-Out	10	78	25	88	35	85
Hit and Roll	1	100	9	53	10	58
Clearing	5	90	4	75	9	83
Double Take-Out	4	63	5	50	9	56
Promotion Take-out not considered	0	-	0	-	0	-
All Draws	52	65	60	65	112	65
All Take-Outs	22	78	46	72	68	74
Total	74	69	106	68	180	68

#### GUFLER Frants

Type	Alternate		Right-handed		Total	
	In-turn	%	Out-turn	%	Total	%
Draw	0	-	2	100	2	100
Front	0	-	0	-	0	-
Guard	0	-	0	-	0	-
Raise	0	-	0	-	0	-
Wick / Soft Peeling	0	-	0	-	0	-
Freeze	0	-	0	-	0	-
Take-Out	0	-	0	-	0	-
Hit and Roll	0	-	0	-	0	-
Clearing	0	-	0	-	0	-
Double Take-Out	0	-	0	-	0	-
Promotion Take-out not considered	0	-	0	-	0	-
All Draws	0	-	2	100	2	100
All Take-Outs	0	-	0	-	0	-
Total	0	-	2	100	2	100

#### HANSEN Brian

Type	Second		Right-handed		Total	
	In-turn	%	Out-turn	%	Total	%
Draw	28	60	28	74	56	67
Front	10	100	7	100	17	100
Guard	0	-	7	79	7	79
Raise	2	75	11	66	13	67
Wick / Soft Peeling	1	25	0	-	1	25
Freeze	1	25	2	50	3	42
Take-Out	16	72	19	87	35	80
Hit and Roll	4	81	6	54	10	65
Clearing	8	69	6	92	14	79
Double Take-Out	4	50	11	86	15	77
Promotion Take-out not considered	0	-	0	-	0	-
All Draws	42	68	55	75	97	72
All Take-Outs	37	68	46	82	83	76
Total	79	68	101	78	180	74

#### Team Denmark

Type	Lead		Right-handed		Total	
	In-turn	%	Out-turn	%	Total	%
Draw	134	67	127	70	261	69
Front	51	91	51	93	102	92
Guard	9	86	15	60	24	70
Raise	19	59	30	63	49	62
Wick / Soft Peeling	4	56	0	-	4	56
Freeze	6	42	9	42	15	42
Take-Out	53	76	80	82	133	80
Hit and Roll	16	73	25	59	41	65
Clearing	19	84	18	86	37	85
Double Take-Out	13	56	18	69	31	64
Promotion Take-out not considered	0	-	0	-	0	-
All Draws	223	72	232	73	455	72
All Take-Outs	110	73	151	75	261	74
Total	333	72	383	74	716	73



## CUMULATIVE PLAYER STATISTICS BY TEAM STATISTIQUES CUMULÉES DES JOUEURS PAR ÉQUIPE

MEN  
HOMMES

THE ICE SHEET AT OGDEN AS OF SUN 17 FEB 2002 / EN DATE DU DIM 17 FEV 2002

### Finland (after Round 9)

UUSIPAVALNIEMI Markku		Skip		Right-handed		
Type	In-turn	%	Out-turn	%	Total	%
Draw	21	81	31	65	52	72
Front	1	100	1	100	2	100
Guard	1	100	3	92	4	94
Raise	3	67	11	55	14	57
Wick / Soft Peeling	1	100	0	-	1	100
Freeze	1	75	1	50	2	63
Take-Out	16	86	22	100	38	94
Hit and Roll	4	81	8	81	12	81
Clearing	9	97	9	92	18	94
Double Take-Out	5	70	7	39	12	52
Promotion Take-out	2	0	2	0	4	0
not considered	0	-	4	-	4	-
All Draws	28	81	47	65	75	71
All Take-Outs	36	81	48	82	84	82
Total	64	81	95	74	159	77

MAKELA Wille		Third		Right-handed		
Type	In-turn	%	Out-turn	%	Total	%
Draw	20	80	23	61	43	70
Front	1	100	3	100	4	100
Guard	3	17	9	61	12	50
Raise	4	44	8	53	12	50
Wick / Soft Peeling	2	100	0	-	2	100
Freeze	0	-	1	100	1	100
Take-Out	18	86	16	88	34	87
Hit and Roll	5	75	9	64	14	68
Clearing	17	96	12	100	29	97
Double Take-Out	7	89	3	83	10	88
Promotion Take-out	2	88	1	0	3	58
not considered	0	-	0	-	0	-
All Draws	30	71	44	63	74	66
All Take-Outs	49	89	41	84	90	86
Total	79	82	85	73	164	77

HATI Tommi		Second		Right-handed		
Type	In-turn	%	Out-turn	%	Total	%
Draw	22	65	31	75	53	71
Front	2	75	3	92	5	85
Guard	4	44	7	96	11	77
Raise	3	8	4	38	7	25
Wick / Soft Peeling	2	63	0	-	2	63
Freeze	3	67	0	-	3	67
Take-Out	20	90	18	86	38	88
Hit and Roll	2	88	3	75	5	80
Clearing	15	93	17	93	32	93
Double Take-Out	5	90	1	50	6	83
Promotion Take-out	1	50	1	0	2	25
not considered	0	-	0	-	0	-
All Draws	36	58	45	76	81	68
All Take-Outs	43	90	40	85	83	88
Total	79	76	85	80	164	78

LAUKKANEN Jari		Lead		Right-handed		
Type	In-turn	%	Out-turn	%	Total	%
Draw	34	75	40	83	74	79
Front	27	93	21	96	48	94
Guard	1	100	3	92	4	94
Raise	8	81	0	-	8	81
Wick / Soft Peeling	4	6	2	50	6	21
Freeze	0	-	0	-	0	-
Take-Out	7	93	5	100	12	96
Hit and Roll	0	-	1	100	1	100
Clearing	1	100	2	100	3	100
Double Take-Out	0	-	0	-	0	-
Promotion Take-out	1	100	0	-	1	100
not considered	0	-	5	-	5	-
All Draws	74	79	66	86	140	82
All Take-Outs	9	94	8	100	17	97
Total	83	80	74	88	157	84

SAARELAINEN Pekka		Alternate		Right-handed		
Type	In-turn	%	Out-turn	%	Total	%
Draw	0	-	0	-	0	-
Front	1	100	1	100	2	100
Guard	0	-	0	-	0	-
Raise	0	-	0	-	0	-
Wick / Soft Peeling	0	-	0	-	0	-
Freeze	0	-	0	-	0	-
Take-Out	0	-	0	-	0	-
Hit and Roll	0	-	0	-	0	-
Clearing	0	-	0	-	0	-
Double Take-Out	0	-	0	-	0	-
Promotion Take-out	0	-	0	-	0	-
not considered	0	-	0	-	0	-
All Draws	1	100	1	100	2	100
All Take-Outs	0	-	0	-	0	-
Total	1	100	1	100	2	100

Team Finland						
Type	In-turn	%	Out-turn	%	Total	%
Draw	97	75	125	72	222	74
Front	32	92	29	97	61	94
Guard	9	47	22	81	31	71
Raise	18	58	23	51	41	54
Wick / Soft Peeling	9	50	2	50	11	50
Freeze	4	69	2	75	6	71
Take-Out	61	88	61	93	122	90
Hit and Roll	11	80	21	74	32	76
Clearing	42	95	40	95	82	95
Double Take-Out	17	84	11	52	28	71
Promotion Take-out	6	54	4	0	10	33
not considered	0	-	9	-	9	-
All Draws	169	74	203	74	372	74
All Take-Outs	137	88	137	84	274	86
Total	306	80	340	78	646	79



## CUMULATIVE PLAYER STATISTICS BY TEAM STATISTIQUES CUMULÉES DES JOUEURS PAR ÉQUIPE

MEN  
HOMMES

THE ICE SHEET AT OGDEN AS OF SUN 17 FEB 2002 / EN DATE DU DIM 17 FEV 2002

### France (after Round 9)

DUPONT ROC Dominique		Skip		Right-handed		
Type	In-turn	%	Out-turn	%	Total	%
Draw	29	61	24	55	53	58
Front	0	-	0	-	0	-
Guard	1	50	6	63	7	61
Raise	3	17	7	54	10	43
Wick / Soft Peeling	2	50	0	-	2	50
Freeze	3	25	3	25	6	25
Take-Out	8	63	24	88	32	81
Hit and Roll	6	58	12	67	18	64
Clearing	5	60	10	70	15	67
Double Take-Out	5	55	11	55	16	55
Promotion Take-out	0	-	5	10	5	10
not considered	1	-	3	-	4	-
All Draws	38	54	40	54	78	54
All Take-Outs	24	59	62	69	86	66
Total	62	56	102	63	164	60

MUGNIER Spencer		Lead		Right-handed		
Type	In-turn	%	Out-turn	%	Total	%
Draw	24	52	34	65	58	59
Front	26	94	33	80	59	86
Guard	0	-	1	50	1	50
Raise	4	75	1	100	5	80
Wick / Soft Peeling	1	0	0	-	1	0
Freeze	0	-	0	-	0	-
Take-Out	9	89	11	64	20	75
Hit and Roll	0	-	2	88	2	88
Clearing	0	-	0	-	0	-
Double Take-Out	1	100	1	100	2	100
Promotion Take-out	0	-	0	-	0	-
not considered	1	-	1	-	2	-
All Draws	55	73	69	72	124	72
All Take-Outs	10	90	14	70	24	78
Total	65	75	83	72	148	73

DUCROZ Jan Henri		Third		Right-handed		
Type	In-turn	%	Out-turn	%	Total	%
Draw	33	56	21	60	54	57
Front	2	100	1	100	3	100
Guard	5	55	7	64	12	60
Raise	4	69	5	65	9	67
Wick / Soft Peeling	0	-	0	-	0	-
Freeze	2	25	2	25	4	25
Take-Out	16	69	28	71	44	70
Hit and Roll	3	33	10	80	13	69
Clearing	1	100	5	85	6	88
Double Take-Out	4	75	15	73	19	74
Promotion Take-out	2	100	3	50	5	70
not considered	1	-	0	-	1	-
All Draws	46	58	36	60	82	59
All Take-Outs	26	69	61	73	87	72
Total	72	62	97	69	169	66

CAUX Philippe		Alternate		Right-handed		
Type	In-turn	%	Out-turn	%	Total	%
Draw	2	0	7	50	9	39
Front	1	100	6	88	7	89
Guard	0	-	0	-	0	-
Raise	0	-	0	-	0	-
Wick / Soft Peeling	0	-	0	-	0	-
Freeze	0	-	0	-	0	-
Take-Out	2	50	2	100	4	75
Hit and Roll	0	-	0	-	0	-
Clearing	0	-	0	-	0	-
Double Take-Out	0	-	0	-	0	-
Promotion Take-out	0	-	0	-	0	-
not considered	0	-	0	-	0	-
All Draws	3	33	13	67	16	61
All Take-Outs	2	50	2	100	4	75
Total	5	40	15	72	20	64

DUFOUR Thomas		Second		Right-handed		
Type	In-turn	%	Out-turn	%	Total	%
Draw	20	41	27	54	47	48
Front	12	88	10	100	22	93
Guard	0	-	5	80	5	80
Raise	7	39	4	75	11	52
Wick / Soft Peeling	0	-	0	-	0	-
Freeze	2	13	3	50	5	35
Take-Out	21	81	24	84	45	83
Hit and Roll	4	63	14	66	18	65
Clearing	3	83	9	89	12	88
Double Take-Out	1	50	3	50	4	50
Promotion Take-out	0	-	1	25	1	25
not considered	0	-	0	-	0	-
All Draws	41	53	49	67	90	61
All Take-Outs	29	78	51	77	80	77
Total	70	63	100	72	170	69

Team France						
Type	In-turn	%	Out-turn	%	Total	%
Draw	108	53	113	58	221	56
Front	41	93	50	85	91	88
Guard	6	54	19	67	25	64
Raise	18	50	17	65	35	57
Wick / Soft Peeling	3	33	0	-	3	33
Freeze	7	21	8	34	15	28
Take-Out	56	75	89	79	145	77
Hit and Roll	13	54	38	71	51	67
Clearing	9	72	24	80	33	78
Double Take-Out	11	66	30	65	41	65
Promotion Take-out	2	100	9	25	11	39
not considered	3	-	4	-	7	-
All Draws	183	60	207	65	390	63
All Take-Outs	91	71	190	73	281	72
Total	274	64	397	69	671	67



## CUMULATIVE PLAYER STATISTICS BY TEAM STATISTIQUES CUMULÉES DES JOUEURS PAR ÉQUIPE

MEN  
HOMMES

THE ICE SHEET AT OGDEN AS OF MON 18 FEB 2002 / EN DATE DU LUN 18 FEV 2002

### Germany (after Round 9)

STOCK Sebastian		Skip		Right-handed		
Type	In-turn	%	Out-turn	%	Total	%
Draw	31	69	38	75	69	72
Front	0	-	1	100	1	100
Guard	5	100	6	58	11	77
Raise	2	100	3	50	5	70
Wick / Soft Peeling	1	0	1	100	2	50
Freeze	1	0	1	75	2	38
Take-Out	9	94	18	86	27	89
Hit and Roll	11	77	6	79	17	78
Clearing	3	58	3	50	6	54
Double Take-Out	4	94	3	33	7	68
Promotion Take-out	3	75	1	0	4	56
not considered	1	-	2	-	3	-
All Draws	40	71	50	73	90	72
All Take-Outs	30	83	31	73	61	78
Total	70	76	81	73	151	74

MESSENZEHL Markus		Lead		Right-handed		
Type	In-turn	%	Out-turn	%	Total	%
Draw	16	58	18	60	34	59
Front	19	99	29	88	48	92
Guard	0	-	0	-	0	-
Raise	1	75	3	100	4	94
Wick / Soft Peeling	0	-	3	42	3	42
Freeze	0	-	0	-	0	-
Take-Out	1	100	3	75	4	81
Hit and Roll	2	75	1	75	3	75
Clearing	4	88	1	100	5	90
Double Take-Out	1	50	0	-	1	50
Promotion Take-out	0	-	0	-	0	-
not considered	0	-	0	-	0	-
All Draws	36	80	53	76	89	78
All Take-Outs	8	81	5	80	13	81
Total	44	80	58	77	102	78

HERBERG Daniel		Third		Right-handed		
Type	In-turn	%	Out-turn	%	Total	%
Draw	30	53	25	61	55	57
Front	2	100	4	94	6	96
Guard	9	64	7	86	16	73
Raise	6	58	9	83	15	73
Wick / Soft Peeling	0	-	0	-	0	-
Freeze	4	63	2	0	6	42
Take-Out	20	81	18	82	38	82
Hit and Roll	12	58	6	67	18	61
Clearing	6	75	5	80	11	77
Double Take-Out	4	88	9	50	13	62
Promotion Take-out	2	88	2	75	4	81
not considered	0	-	0	-	0	-
All Draws	51	58	47	69	98	64
All Take-Outs	44	75	40	72	84	74
Total	95	66	87	70	182	68

HOFFMANN Patrick		Alternate		Right-handed		
Type	In-turn	%	Out-turn	%	Total	%
Draw	21	56	36	72	57	66
Front	8	94	18	81	26	85
Guard	1	50	0	-	1	50
Raise	3	58	2	63	5	60
Wick / Soft Peeling	0	-	2	50	2	50
Freeze	0	-	0	-	0	-
Take-Out	4	63	7	71	11	68
Hit and Roll	0	-	3	92	3	92
Clearing	0	-	1	50	1	50
Double Take-Out	0	-	0	-	0	-
Promotion Take-out	0	-	0	-	0	-
not considered	0	-	0	-	0	-
All Draws	33	65	58	73	91	70
All Take-Outs	4	63	11	75	15	72
Total	37	65	69	74	106	71

KNOLL Stephan		Second		Right-handed		
Type	In-turn	%	Out-turn	%	Total	%
Draw	33	58	27	57	60	58
Front	7	82	12	100	19	93
Guard	4	75	3	92	7	82
Raise	3	33	14	55	17	51
Wick / Soft Peeling	1	25	0	-	1	25
Freeze	3	33	1	100	4	50
Take-Out	13	83	23	78	36	80
Hit and Roll	9	58	8	69	17	63
Clearing	6	79	10	70	16	73
Double Take-Out	6	58	1	0	7	50
Promotion Take-out	1	25	0	-	1	25
not considered	0	-	0	-	0	-
All Draws	51	59	57	68	108	64
All Take-Outs	35	70	42	73	77	71
Total	86	63	99	70	185	67

Team Germany						
Type	In-turn	%	Out-turn	%	Total	%
Draw	131	59	144	66	275	63
Front	36	94	64	89	100	91
Guard	19	75	16	77	35	76
Raise	15	60	31	68	46	65
Wick / Soft Peeling	2	13	6	54	8	44
Freeze	8	44	4	44	12	44
Take-Out	47	83	69	80	116	81
Hit and Roll	34	65	24	74	58	69
Clearing	19	76	20	70	39	73
Double Take-Out	15	75	13	42	28	60
Promotion Take-out	6	71	3	50	9	64
not considered	1	-	2	-	3	-
All Draws	211	66	265	72	476	69
All Take-Outs	121	75	129	73	250	74
Total	332	69	394	72	726	71



**CUMULATIVE PLAYER STATISTICS BY TEAM  
STATISTIQUES CUMULÉES DES JOUEURS PAR ÉQUIPE**

MEN  
HOMMES

THE ICE SHEET AT OGDEN AS OF MON 18 FEB 2002 / EN DATE DU LUN 18 FEV 2002

**Great Britain (after Round 9)**

McMILLAN Hammy		Skip		Right-handed		
Type	In-turn	%	Out-turn	%	Total	%
Draw	13	60	12	54	25	57
Front	4	88	2	100	6	92
Guard	8	81	2	50	10	75
Raise	4	63	5	60	9	61
Wick / Soft Peeling	0	-	0	-	0	-
Freeze	3	58	1	100	4	69
Take-Out	7	86	23	86	30	86
Hit and Roll	7	64	6	79	13	71
Clearing	8	100	14	96	22	98
Double Take-Out	6	71	8	63	14	66
Promotion Take-out	1	100	1	0	2	50
not considered	0	-	2	-	2	-
All Draws	32	69	22	61	54	66
All Take-Outs	29	82	52	83	81	82
Total	61	75	74	76	135	76

LOUDON Peter		Lead		Right-handed		
Type	In-turn	%	Out-turn	%	Total	%
Draw	33	86	37	91	70	89
Front	24	74	34	93	58	85
Guard	2	63	0	-	2	63
Raise	3	100	6	75	9	83
Wick / Soft Peeling	6	63	4	50	10	58
Freeze	1	75	0	-	1	75
Take-Out	11	95	10	90	21	93
Hit and Roll	1	75	3	75	4	75
Clearing	0	-	1	100	1	100
Double Take-Out	2	100	1	50	3	83
Promotion Take-out	0	-	0	-	0	-
not considered	0	-	1	-	1	-
All Draws	69	79	81	89	150	84
All Take-Outs	14	95	15	85	29	90
Total	83	82	96	88	179	85

SMITH Warwick		Third		Right-handed		
Type	In-turn	%	Out-turn	%	Total	%
Draw	32	68	29	68	61	68
Front	1	100	4	94	5	95
Guard	4	69	5	70	9	69
Raise	2	50	3	67	5	60
Wick / Soft Peeling	1	0	0	-	1	0
Freeze	0	-	2	25	2	25
Take-Out	24	71	28	90	52	81
Hit and Roll	7	68	7	54	14	61
Clearing	11	91	11	89	22	90
Double Take-Out	3	42	3	92	6	67
Promotion Take-out	1	100	1	100	2	100
not considered	0	-	0	-	0	-
All Draws	40	66	43	69	83	67
All Take-Outs	46	74	50	85	96	80
Total	86	70	93	77	179	74

BROWN Norman		Alternate		Right-handed		
Type	In-turn	%	Out-turn	%	Total	%
Draw	5	50	6	58	11	55
Front	0	-	0	-	0	-
Guard	0	-	3	33	3	33
Raise	2	38	2	100	4	69
Wick / Soft Peeling	0	-	0	-	0	-
Freeze	0	-	0	-	0	-
Take-Out	2	75	5	80	7	79
Hit and Roll	0	-	1	75	1	75
Clearing	2	100	5	100	7	100
Double Take-Out	1	0	3	100	4	75
Promotion Take-out	2	75	1	100	3	83
not considered	0	-	0	-	0	-
All Draws	7	46	11	59	18	54
All Take-Outs	7	71	15	92	22	85
Total	14	59	26	78	40	71

MacDONALD Ewan		Second		Right-handed		
Type	In-turn	%	Out-turn	%	Total	%
Draw	25	52	20	68	45	59
Front	6	75	8	81	14	79
Guard	5	65	7	82	12	75
Raise	6	83	4	88	10	85
Wick / Soft Peeling	0	-	1	100	1	100
Freeze	0	-	0	-	0	-
Take-Out	13	79	22	86	35	84
Hit and Roll	5	85	11	75	16	78
Clearing	19	95	19	95	38	95
Double Take-Out	4	81	4	88	8	84
Promotion Take-out	0	-	1	100	1	100
not considered	0	-	0	-	0	-
All Draws	42	61	40	76	82	68
All Take-Outs	41	87	57	87	98	87
Total	83	74	97	82	180	79

Team Great Britain						
Type	In-turn	%	Out-turn	%	Total	%
Draw	108	68	104	74	212	71
Front	35	76	48	91	83	85
Guard	19	72	17	66	36	69
Raise	17	72	20	75	37	74
Wick / Soft Peeling	7	54	5	60	12	56
Freeze	4	63	3	50	7	57
Take-Out	57	79	88	88	145	84
Hit and Roll	20	71	28	71	48	71
Clearing	40	95	50	95	90	95
Double Take-Out	16	67	19	78	35	73
Promotion Take-out	4	88	4	75	8	81
not considered	0	-	3	-	3	-
All Draws	190	70	197	77	387	73
All Take-Outs	137	82	189	86	326	84
Total	327	75	386	81	713	78





## CUMULATIVE PLAYER STATISTICS BY TEAM STATISTIQUES CUMULÉES DES JOUEURS PAR ÉQUIPE

MEN  
HOMMES

THE ICE SHEET AT OGDEN AS OF MON 18 FEB 2002 / EN DATE DU LUN 18 FEV 2002

### Norway (after Round 9)

TRULSEN Paal		Skip		Right-handed		
Type	In-turn	%	Out-turn	%	Total	%
Draw	24	88	23	73	47	80
Front	0	-	0	-	0	-
Guard	5	100	9	83	14	89
Raise	5	90	7	64	12	75
Wick / Soft Peeling	1	0	0	-	1	0
Freeze	1	25	1	25	2	25
Take-Out	19	84	28	85	47	85
Hit and Roll	9	69	9	89	18	79
Clearing	10	95	5	95	15	95
Double Take-Out	4	63	9	50	13	54
Promotion Take-out	3	33	3	33	6	33
not considered	0	-	0	-	0	-
All Draws	36	85	40	73	76	79
All Take-Outs	45	78	54	78	99	78
Total	81	81	94	76	175	78

RAMSFJELL Bent Aanund		Lead		Right-handed		
Type	In-turn	%	Out-turn	%	Total	%
Draw	28	78	30	84	58	81
Front	14	93	22	93	36	93
Guard	1	50	3	92	4	81
Raise	4	94	6	75	10	83
Wick / Soft Peeling	14	34	10	40	24	36
Freeze	0	-	0	-	0	-
Take-Out	9	94	13	85	22	89
Hit and Roll	3	92	5	80	8	84
Clearing	2	100	2	75	4	88
Double Take-Out	0	-	0	-	0	-
Promotion Take-out	0	-	0	-	0	-
not considered	1	-	9	-	10	-
All Draws	61	72	71	80	132	76
All Take-Outs	14	95	20	83	34	88
Total	75	76	91	81	166	79

VAAGBERG Lars		Third		Right-handed		
Type	In-turn	%	Out-turn	%	Total	%
Draw	21	79	23	60	44	69
Front	1	100	5	100	6	100
Guard	5	95	8	56	13	71
Raise	4	38	4	75	8	56
Wick / Soft Peeling	1	100	0	-	1	100
Freeze	0	-	2	50	2	50
Take-Out	11	86	28	79	39	81
Hit and Roll	12	92	8	94	20	93
Clearing	20	94	14	86	34	90
Double Take-Out	2	100	4	50	6	67
Promotion Take-out	4	44	1	100	5	55
not considered	0	-	0	-	0	-
All Draws	32	77	42	65	74	70
All Take-Outs	49	88	55	81	104	84
Total	81	84	97	74	178	78

NERGAARD Torger		Alternate		Right-handed		
Type	In-turn	%	Out-turn	%	Total	%
Draw	1	100	0	-	1	100
Front	0	-	0	-	0	-
Guard	0	-	1	50	1	50
Raise	0	-	0	-	0	-
Wick / Soft Peeling	0	-	0	-	0	-
Freeze	0	-	0	-	0	-
Take-Out	0	-	0	-	0	-
Hit and Roll	0	-	0	-	0	-
Clearing	0	-	0	-	0	-
Double Take-Out	0	-	0	-	0	-
Promotion Take-out	0	-	0	-	0	-
not considered	0	-	0	-	0	-
All Draws	1	100	1	50	2	75
All Take-Outs	0	-	0	-	0	-
Total	1	100	1	50	2	75

DAVANGER Flemming		Second		Right-handed		
Type	In-turn	%	Out-turn	%	Total	%
Draw	23	68	20	56	43	63
Front	3	100	11	91	14	93
Guard	1	100	6	92	7	93
Raise	4	69	4	75	8	72
Wick / Soft Peeling	0	-	2	50	2	50
Freeze	0	-	0	-	0	-
Take-Out	14	79	24	76	38	77
Hit and Roll	6	79	7	68	13	73
Clearing	16	89	29	86	45	87
Double Take-Out	2	88	3	75	5	80
Promotion Take-out	2	75	1	0	3	50
not considered	0	-	0	-	0	-
All Draws	31	73	43	72	74	72
All Take-Outs	40	83	64	79	104	80
Total	71	79	107	76	178	77

Team Norway						
Type	In-turn	%	Out-turn	%	Total	%
Draw	97	78	96	70	193	74
Front	18	94	38	93	56	94
Guard	12	94	27	77	39	82
Raise	17	74	21	71	38	72
Wick / Soft Peeling	16	36	12	42	28	38
Freeze	1	25	3	42	4	38
Take-Out	53	85	93	81	146	82
Hit and Roll	30	83	29	84	59	83
Clearing	48	93	50	87	98	90
Double Take-Out	8	78	16	55	24	63
Promotion Take-out	9	47	5	40	14	45
not considered	1	-	9	-	10	-
All Draws	161	76	197	73	358	75
All Take-Outs	148	84	193	79	341	82
Total	309	80	390	76	699	78





## CUMULATIVE PLAYER STATISTICS BY TEAM STATISTIQUES CUMULÉES DES JOUEURS PAR ÉQUIPE

MEN  
HOMMES

THE ICE SHEET AT OGDEN AS OF MON 18 FEB 2002 / EN DATE DU LUN 18 FEV 2002

### Sweden (after Round 9)

LINDHOLM Peja		Skip		Right-handed		
Type	In-turn	%	Out-turn	%	Total	%
Draw	24	61	22	73	46	67
Front	1	100	0	-	1	100
Guard	10	88	7	79	17	84
Raise	9	67	3	58	12	65
Wick / Soft Peeling	1	50	0	-	1	50
Freeze	1	75	1	100	2	88
Take-Out	9	89	28	80	37	82
Hit and Roll	4	63	5	90	9	78
Clearing	9	100	12	96	21	98
Double Take-Out	8	69	6	88	14	77
Promotion Take-out	4	38	4	69	8	53
not considered	0	-	5	-	5	-
All Draws	46	69	33	73	79	71
All Take-Outs	34	78	55	85	89	82
Total	80	73	88	80	168	77

NARUP Peter		Lead		Right-handed		
Type	In-turn	%	Out-turn	%	Total	%
Draw	30	68	28	66	58	67
Front	29	91	32	82	61	86
Guard	0	-	2	75	2	75
Raise	3	100	1	100	4	100
Wick / Soft Peeling	6	33	12	29	18	31
Freeze	1	100	0	-	1	100
Take-Out	8	100	7	64	15	83
Hit and Roll	2	88	1	50	3	75
Clearing	1	100	1	100	2	100
Double Take-Out	1	100	1	100	2	100
Promotion Take-out	0	-	0	-	0	-
not considered	0	-	10	-	10	-
All Draws	69	76	75	68	144	72
All Take-Outs	12	98	10	70	22	85
Total	81	79	85	68	166	73

NORDIN Tomas		Third		Right-handed		
Type	In-turn	%	Out-turn	%	Total	%
Draw	17	68	15	52	32	60
Front	0	-	3	100	3	100
Guard	9	83	12	69	21	75
Raise	4	75	4	25	8	50
Wick / Soft Peeling	1	75	1	100	2	88
Freeze	0	-	2	38	2	38
Take-Out	14	75	15	80	29	78
Hit and Roll	7	68	10	75	17	72
Clearing	10	80	23	96	33	91
Double Take-Out	9	72	14	71	23	72
Promotion Take-out	1	100	5	20	6	33
not considered	0	-	0	-	0	-
All Draws	31	73	37	59	68	65
All Take-Outs	41	75	67	78	108	77
Total	72	74	104	71	176	73

KRAUPP Anders		Alternate		Right-handed		
Type	In-turn	%	Out-turn	%	Total	%
Draw	0	-	0	-	0	-
Front	0	-	0	-	0	-
Guard	0	-	0	-	0	-
Raise	0	-	0	-	0	-
Wick / Soft Peeling	0	-	0	-	0	-
Freeze	0	-	0	-	0	-
Take-Out	0	-	0	-	0	-
Hit and Roll	0	-	0	-	0	-
Clearing	0	-	0	-	0	-
Double Take-Out	0	-	0	-	0	-
Promotion Take-out	0	-	0	-	0	-
not considered	0	-	0	-	0	-
All Draws	0	-	0	-	0	-
All Take-Outs	0	-	0	-	0	-
Total	0	-	0	-	0	-

SWARTLING Magnus		Second		Right-handed		
Type	In-turn	%	Out-turn	%	Total	%
Draw	15	68	26	69	41	69
Front	1	100	2	100	3	100
Guard	4	100	4	75	8	88
Raise	11	59	7	46	18	54
Wick / Soft Peeling	0	-	2	75	2	75
Freeze	0	-	1	100	1	100
Take-Out	15	73	22	68	37	70
Hit and Roll	7	61	10	88	17	76
Clearing	8	88	22	91	30	90
Double Take-Out	7	64	8	63	15	63
Promotion Take-out	0	-	4	50	4	50
not considered	0	-	0	-	0	-
All Draws	31	70	42	68	73	69
All Take-Outs	37	72	66	77	103	75
Total	68	71	108	74	176	73

Team Sweden						
Type	In-turn	%	Out-turn	%	Total	%
Draw	86	66	91	66	177	66
Front	31	91	37	84	68	88
Guard	23	88	25	73	48	80
Raise	27	69	15	47	42	61
Wick / Soft Peeling	8	41	15	40	23	40
Freeze	2	88	4	69	6	75
Take-Out	46	82	72	75	118	78
Hit and Roll	20	66	26	82	46	75
Clearing	28	89	58	94	86	92
Double Take-Out	25	70	29	73	54	72
Promotion Take-out	5	50	13	44	18	46
not considered	0	-	15	-	15	-
All Draws	177	73	187	67	364	70
All Take-Outs	124	77	198	79	322	78
Total	301	75	385	73	686	74



## CUMULATIVE PLAYER STATISTICS BY TEAM STATISTIQUES CUMULÉES DES JOUEURS PAR ÉQUIPE

MEN  
HOMMES

THE ICE SHEET AT OGDEN AS OF MON 18 FEB 2002 / EN DATE DU LUN 18 FEV 2002

### Switzerland (after Round 9)

SCHWALLER Andreas		Skip		Right-handed		
Type	In-turn	%	Out-turn	%	Total	%
Draw	20	68	28	79	48	74
Front	1	100	0	-	1	100
Guard	5	85	7	96	12	92
Raise	4	38	6	63	10	53
Wick / Soft Peeling	0	-	0	-	0	-
Freeze	1	25	1	25	2	25
Take-Out	15	82	28	85	43	84
Hit and Roll	6	83	8	66	14	73
Clearing	8	88	7	100	15	93
Double Take-Out	7	82	12	69	19	74
Promotion Take-out	3	33	3	100	6	67
not considered	0	-	2	-	2	-
All Draws	31	66	42	79	73	73
All Take-Outs	39	79	58	81	97	81
Total	70	74	100	80	170	78

GRICHTING Damian		Lead		Right-handed		
Type	In-turn	%	Out-turn	%	Total	%
Draw	39	71	32	77	71	73
Front	9	89	6	83	15	87
Guard	5	80	3	75	8	78
Raise	3	42	4	81	7	64
Wick / Soft Peeling	1	100	10	25	11	32
Freeze	0	-	0	-	0	-
Take-Out	6	92	12	83	18	86
Hit and Roll	0	-	1	0	1	0
Clearing	0	-	2	50	2	50
Double Take-Out	0	-	0	-	0	-
Promotion Take-out	0	-	1	0	1	0
not considered	0	-	2	-	2	-
All Draws	57	73	55	68	112	71
All Take-Outs	6	92	16	69	22	75
Total	63	75	71	68	134	71

SCHWALLER Christof		Third		Right-handed		
Type	In-turn	%	Out-turn	%	Total	%
Draw	16	70	11	66	27	69
Front	1	100	0	-	1	100
Guard	6	100	6	79	12	90
Raise	11	57	2	63	13	58
Wick / Soft Peeling	0	-	0	-	0	-
Freeze	0	-	2	50	2	50
Take-Out	16	84	34	90	50	88
Hit and Roll	6	67	15	68	21	68
Clearing	8	69	17	91	25	84
Double Take-Out	5	90	11	70	16	77
Promotion Take-out	2	25	5	70	7	57
not considered	0	-	0	-	0	-
All Draws	34	72	21	68	55	70
All Take-Outs	37	76	82	82	119	80
Total	71	74	103	79	174	77

RAMSTEIN Marco		Alternate		Right-handed		
Type	In-turn	%	Out-turn	%	Total	%
Draw	9	67	10	60	19	63
Front	9	69	6	83	15	75
Guard	0	-	0	-	0	-
Raise	1	50	0	-	1	50
Wick / Soft Peeling	0	-	0	-	0	-
Freeze	0	-	0	-	0	-
Take-Out	0	-	3	83	3	83
Hit and Roll	0	-	0	-	0	-
Clearing	0	-	0	-	0	-
Double Take-Out	0	-	0	-	0	-
Promotion Take-out	0	-	0	-	0	-
not considered	0	-	0	-	0	-
All Draws	19	67	16	69	35	68
All Take-Outs	0	-	3	83	3	83
Total	19	67	19	71	38	69

EGGLER Markus		Second		Right-handed		
Type	In-turn	%	Out-turn	%	Total	%
Draw	20	74	22	76	42	75
Front	2	100	1	100	3	100
Guard	4	88	6	79	10	83
Raise	4	56	4	50	8	53
Wick / Soft Peeling	0	-	0	-	0	-
Freeze	0	-	2	50	2	50
Take-Out	11	82	31	79	42	80
Hit and Roll	2	100	12	69	14	73
Clearing	18	86	27	94	45	91
Double Take-Out	3	75	4	56	7	64
Promotion Take-out	0	-	1	100	1	100
not considered	0	-	0	-	0	-
All Draws	30	75	35	73	65	74
All Take-Outs	34	85	75	82	109	83
Total	64	80	110	79	174	79

Team Switzerland						
Type	In-turn	%	Out-turn	%	Total	%
Draw	104	70	103	75	207	72
Front	22	83	13	85	35	84
Guard	20	89	22	84	42	86
Raise	23	51	16	64	39	56
Wick / Soft Peeling	1	100	10	25	11	32
Freeze	1	25	5	45	6	42
Take-Out	48	84	108	84	156	84
Hit and Roll	14	79	36	66	50	70
Clearing	34	82	53	92	87	88
Double Take-Out	15	83	27	68	42	73
Promotion Take-out	5	30	10	75	15	60
not considered	0	-	4	-	4	-
All Draws	171	71	169	72	340	72
All Take-Outs	116	80	234	81	350	81
Total	287	75	403	77	690	76



**CUMULATIVE PLAYER STATISTICS BY TEAM  
STATISTIQUES CUMULÉES DES JOUEURS PAR ÉQUIPE**

MEN  
HOMMES

THE ICE SHEET AT OGDEN AS OF MON 18 FEB 2002 / EN DATE DU LUN 18 FEV 2002

**United States of America (after Round 9)**

SOMERVILLE Tim		Skip		Left-handed		
Type	In-turn	%	Out-turn	%	Total	%
Draw	17	69	35	89	52	83
Front	0	-	0	-	0	-
Guard	3	100	4	75	7	86
Raise	6	25	6	75	12	50
Wick / Soft Peeling	1	0	0	-	1	0
Freeze	2	0	3	67	5	40
Take-Out	23	82	18	69	41	76
Hit and Roll	9	69	10	70	19	70
Clearing	4	63	6	83	10	75
Double Take-Out	5	90	11	66	16	73
Promotion Take-out	5	65	4	50	9	58
not considered	0	-	4	-	4	-
All Draws	29	56	48	85	77	74
All Take-Outs	46	77	49	69	95	73
Total	75	69	97	77	172	73

GORDON John		Lead		Right-handed		
Type	In-turn	%	Out-turn	%	Total	%
Draw	20	70	41	77	61	75
Front	16	94	55	91	71	92
Guard	0	-	3	75	3	75
Raise	2	50	2	88	4	69
Wick / Soft Peeling	1	0	4	25	5	20
Freeze	1	100	2	50	3	67
Take-Out	4	100	15	80	19	84
Hit and Roll	3	83	3	92	6	88
Clearing	1	0	0	-	1	0
Double Take-Out	0	-	1	50	1	50
Promotion Take-out	0	-	0	-	0	-
not considered	2	-	0	-	2	-
All Draws	40	78	107	82	147	81
All Take-Outs	8	81	19	80	27	81
Total	48	78	126	82	174	81

SCHNEEBERGER Mike		Third		Right-handed		
Type	In-turn	%	Out-turn	%	Total	%
Draw	18	67	15	68	33	67
Front	0	-	3	50	3	50
Guard	3	83	6	67	9	72
Raise	5	35	7	61	12	50
Wick / Soft Peeling	1	0	1	100	2	50
Freeze	0	-	1	100	1	100
Take-Out	16	80	25	72	41	75
Hit and Roll	10	63	13	62	23	62
Clearing	1	100	9	86	10	88
Double Take-Out	8	88	4	75	12	83
Promotion Take-out	1	100	9	61	10	65
not considered	0	-	0	-	0	-
All Draws	27	60	33	67	60	64
All Take-Outs	36	78	60	70	96	73
Total	63	70	93	69	156	70

BARCOME JR Don		Alternate		Right-handed		
Type	In-turn	%	Out-turn	%	Total	%
Draw	4	75	4	56	8	66
Front	0	-	0	-	0	-
Guard	0	-	2	75	2	75
Raise	0	-	0	-	0	-
Wick / Soft Peeling	0	-	0	-	0	-
Freeze	1	100	0	-	1	100
Take-Out	0	-	0	-	0	-
Hit and Roll	0	-	2	75	2	75
Clearing	1	100	2	100	3	100
Double Take-Out	0	-	4	88	4	88
Promotion Take-out	0	-	0	-	0	-
not considered	0	-	0	-	0	-
All Draws	5	80	6	63	11	70
All Take-Outs	1	100	8	88	9	89
Total	6	83	14	77	20	79

BRUNDIDGE Myles		Second		Right-handed		
Type	In-turn	%	Out-turn	%	Total	%
Draw	26	81	26	73	52	77
Front	3	100	4	94	7	96
Guard	3	42	6	88	9	72
Raise	15	67	3	50	18	64
Wick / Soft Peeling	0	-	0	-	0	-
Freeze	2	75	2	0	4	38
Take-Out	17	87	18	89	35	88
Hit and Roll	7	79	6	79	13	79
Clearing	3	67	16	80	19	78
Double Take-Out	3	67	8	53	11	57
Promotion Take-out	4	56	3	50	7	54
not considered	1	-	0	-	1	-
All Draws	49	75	41	72	90	74
All Take-Outs	34	78	51	77	85	77
Total	83	76	92	75	175	75

Team United States of America						
Type	In-turn	%	Out-turn	%	Total	%
Draw	85	73	121	78	206	76
Front	19	95	62	90	81	91
Guard	9	75	21	76	30	76
Raise	28	51	18	67	46	57
Wick / Soft Peeling	3	0	5	40	8	25
Freeze	6	58	8	50	14	54
Take-Out	60	84	76	77	136	80
Hit and Roll	29	71	34	71	63	71
Clearing	10	65	33	83	43	79
Double Take-Out	16	84	28	66	44	73
Promotion Take-out	10	65	16	56	26	60
not considered	3	-	4	-	7	-
All Draws	150	70	235	78	385	75
All Take-Outs	125	78	187	74	312	75
Total	275	73	422	76	697	75



## GAME RESULTS / RÉSULTATS DE LA PARTIE

MEN'S SEMIFINAL - SHEET B  
HOMMES, DEMI-FINALE - PISTE B

THE ICE SHEET AT OGDEN WED 20 FEB 2002 / MER 20 FEV 2002 START TIME / DEBUT 14:00

Sheet	Round	Team	NOC	LSFE	1	2	3	4	5	6	7	8	9	10	Extra Ends	Total
B	10	Sweden	SWE		0	2	0	0	1	0	1	0	0	0		4
	10	Canada	CAN	*	3	0	0	1	0	1	0	1	0	0		6

Sweden		Semifinal	All
4 S	LINDHOLM Peja	84 %	78 %
3	NORDIN Tomas	84 %	74 %
2	SWARTLING Magnus	78 %	73 %
1	NARUP Peter	93 %	76 %
A	KRAUPP Anders	- %	- %
Team Total		85 %	75 %

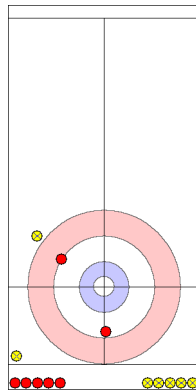
Time remaining: 2:19

Canada		Semifinal	All
4 S	MARTIN Kevin	84 %	85 %
3	WALCHUK Don	85 %	79 %
2	RYCROFT Carter	91 %	87 %
1	BARTLETT Don	91 %	79 %
A	TRALNBERG Ken	- %	63 %
Team Total		88 %	83 %

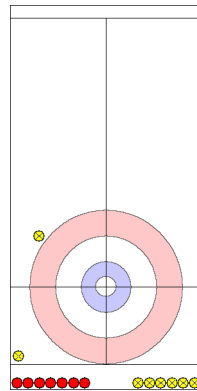
Time remaining: 6:05

### Most Important Shot:

Canadian Skip MARTIN K made a Double Take-Out to clear the opponents two stones which were setting up a potential tie.



Before



After

End: 9  
Team: Canada  
Player: MARTIN K  
Stone: Fourth, 2nd stone  
Task: Double Take-Out  
Handle: Out-turn  
Points: 100%

● : Sweden  
● : Canada

### LEGEND

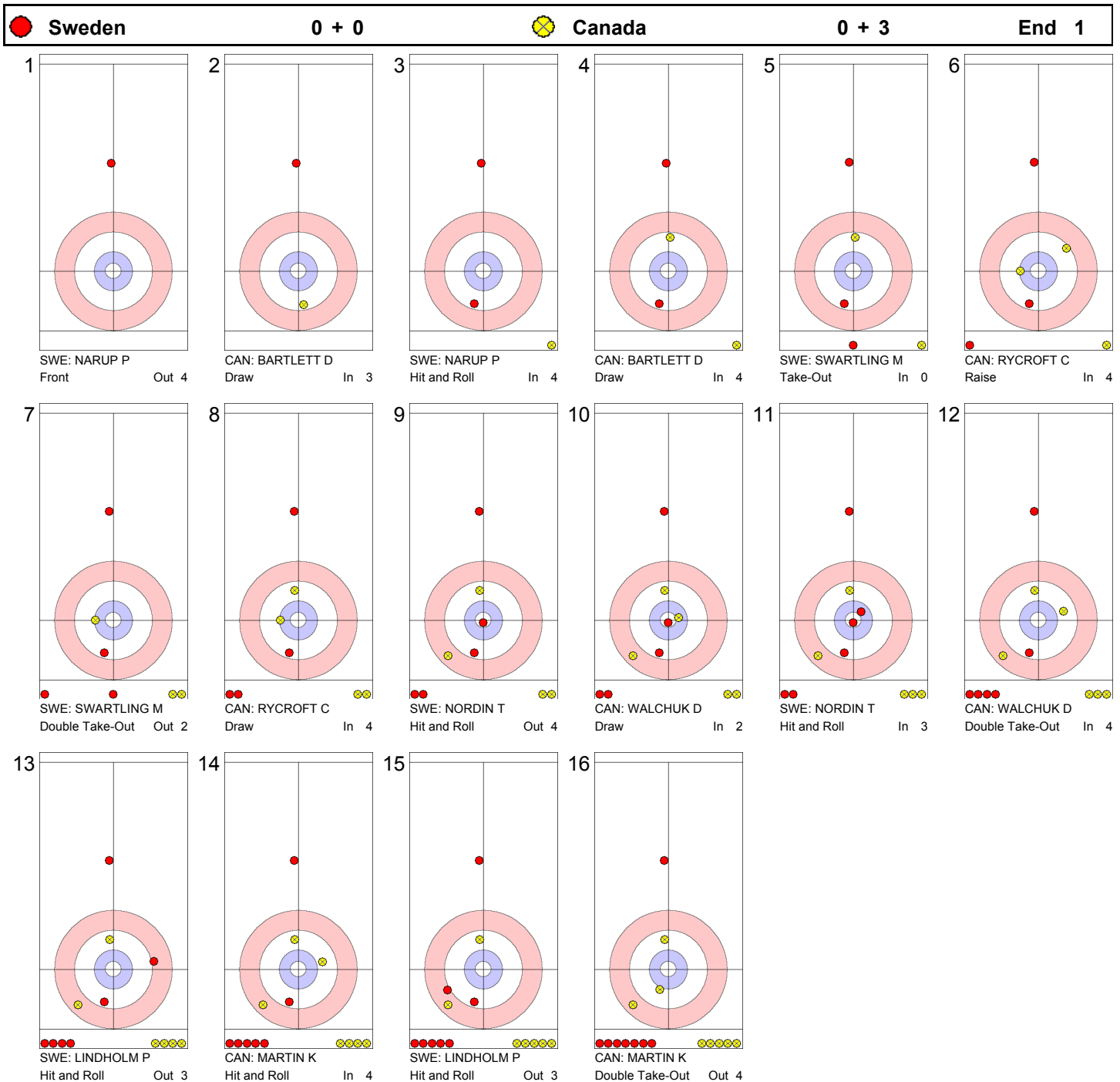
LSFE (\*) indicates last stone advantage in the first end



**GAME-SHOT BY SHOT / DÉROULEMENT DU MATCH**

**MEN'S SEMIFINAL - SHEET B  
HOMMES, DEMI-FINALE - PISTE B**

THE ICE SHEET AT OGDEN WED 20 FEB 2002 / MER 20 FEV 2002 START TIME / DEBUT 14:00

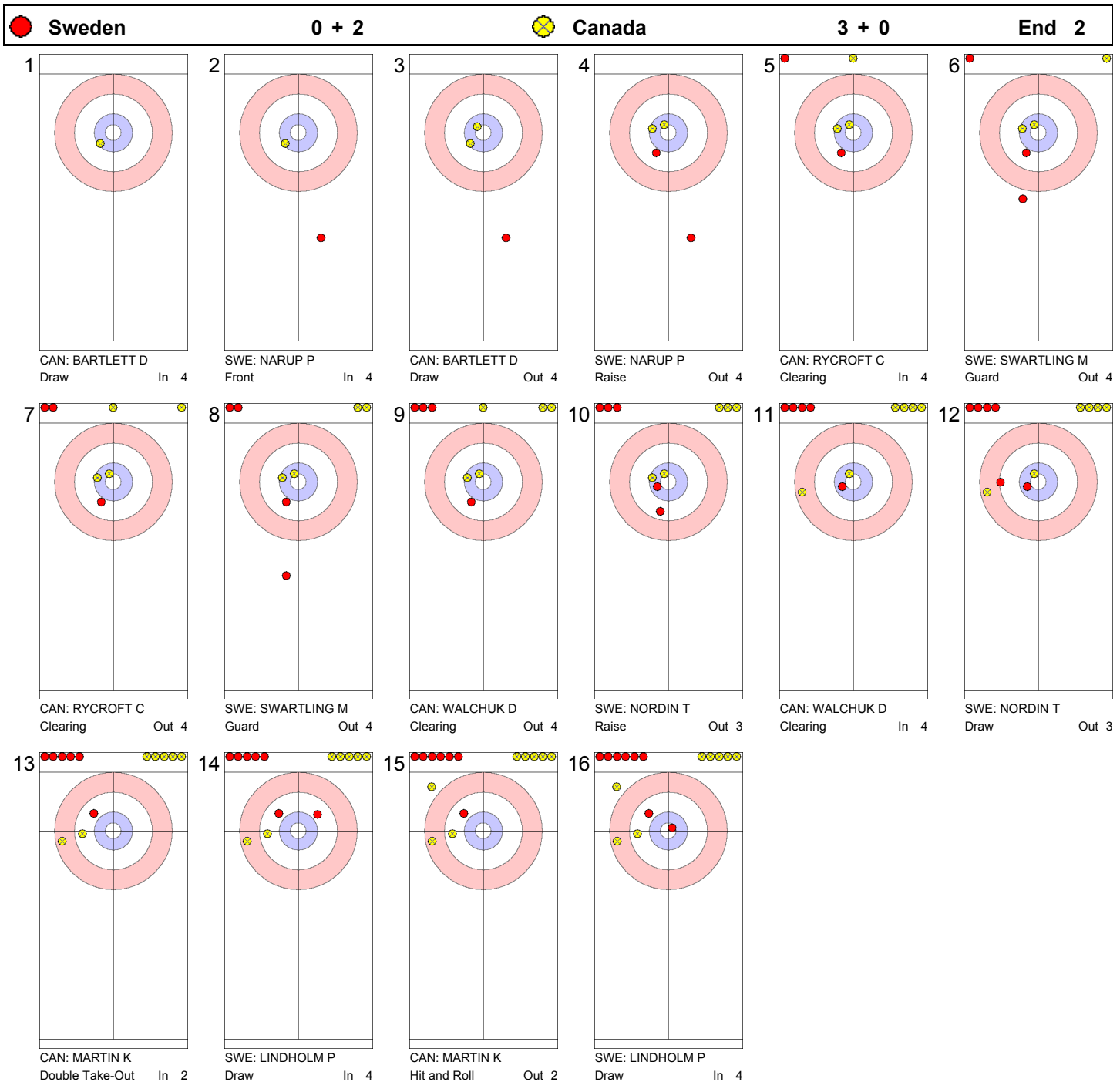




**GAME-SHOT BY SHOT / DÉROULEMENT DU MATCH**

MEN'S SEMIFINAL - SHEET B  
HOMMES, DEMI-FINALE - PISTE B

THE ICE SHEET AT OGDEN WED 20 FEB 2002 / MER 20 FEV 2002 START TIME / DEBUT 14:00

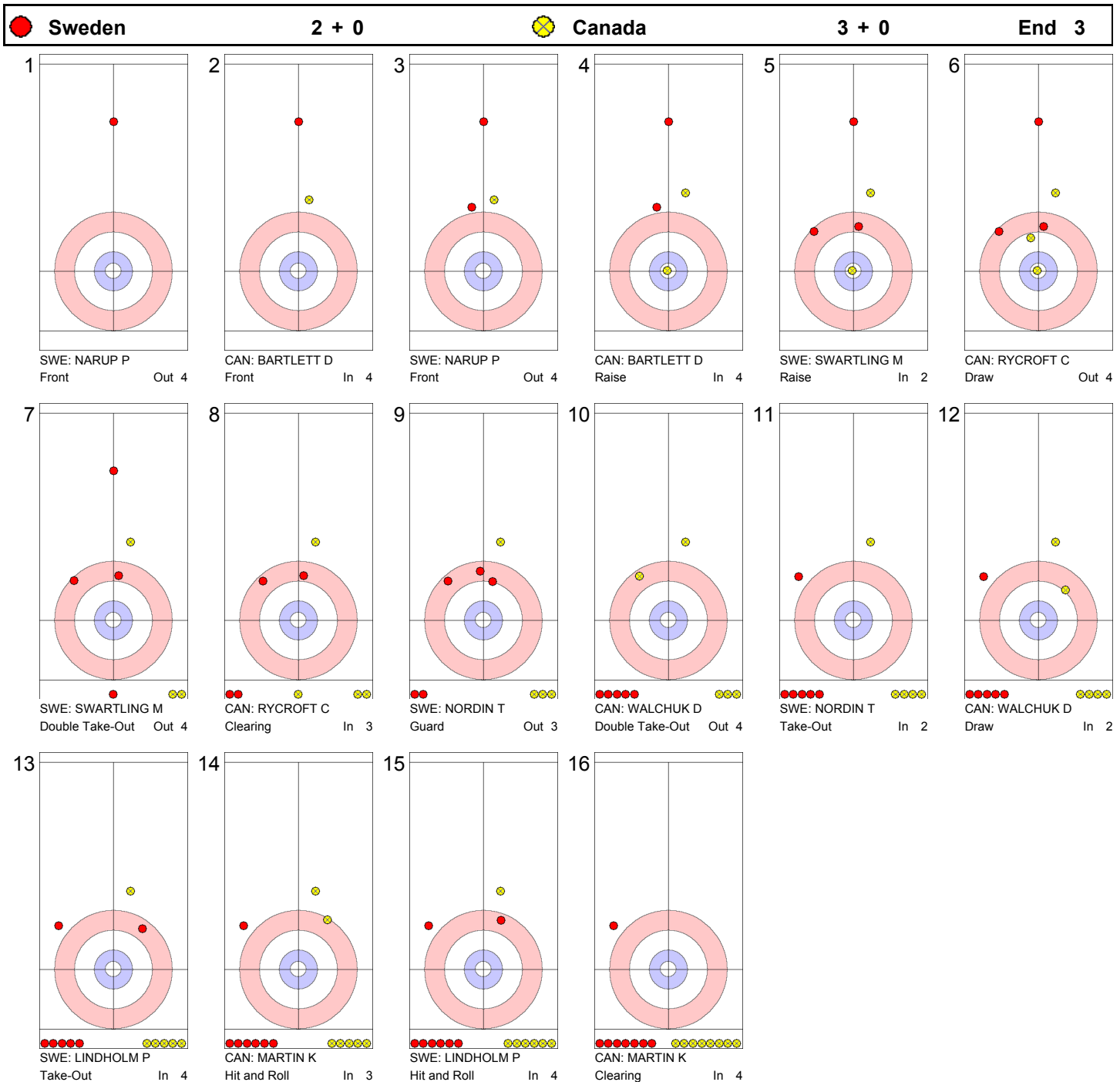




**GAME-SHOT BY SHOT / DÉROULEMENT DU MATCH**

MEN'S SEMIFINAL - SHEET B  
HOMMES, DEMI-FINALE - PISTE B

THE ICE SHEET AT OGDEN WED 20 FEB 2002 / MER 20 FEV 2002 START TIME / DEBUT 14:00

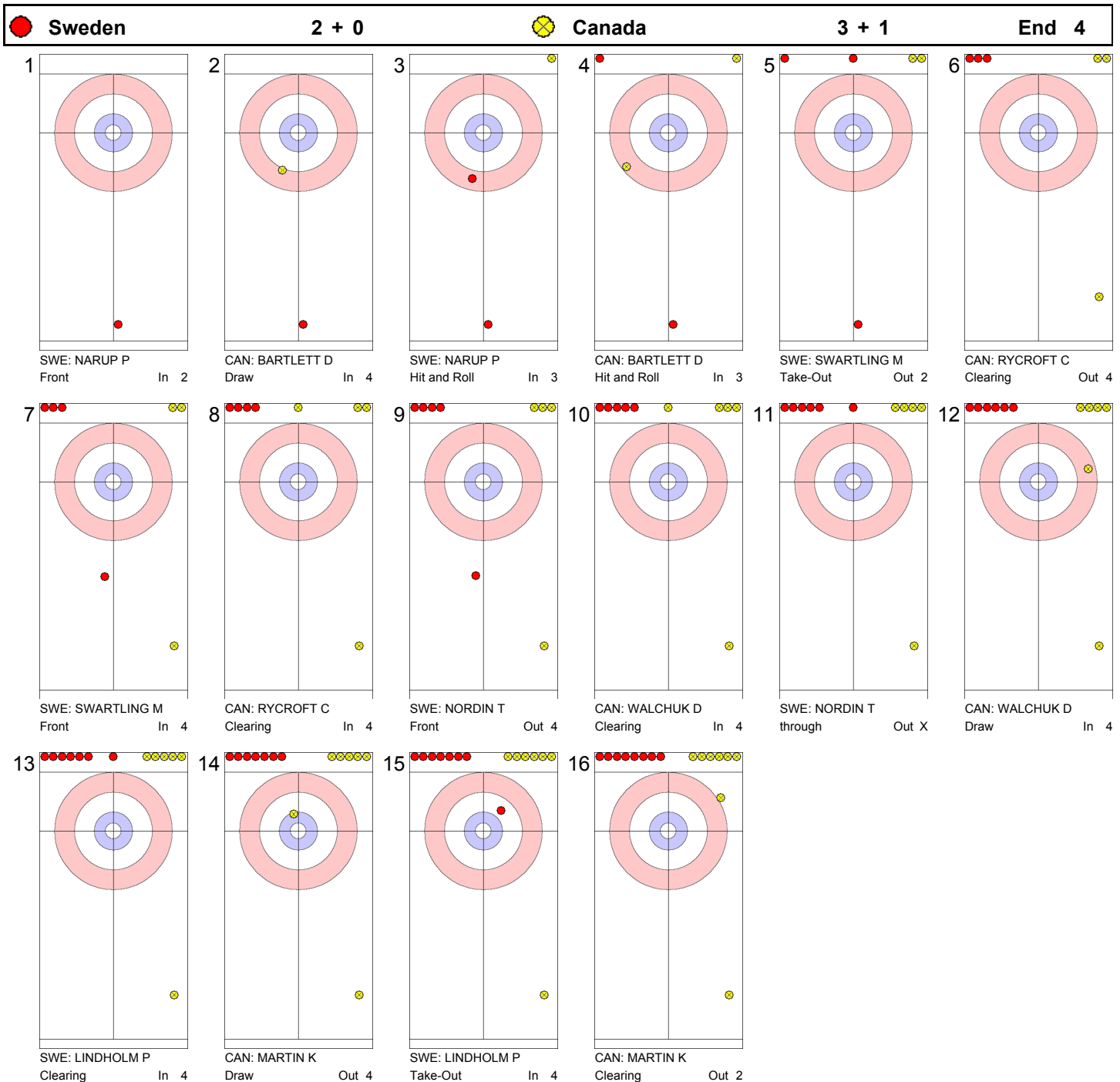




**GAME-SHOT BY SHOT / DÉROULEMENT DU MATCH**

**MEN'S SEMIFINAL - SHEET B  
HOMMES, DEMI-FINALE - PISTE B**

THE ICE SHEET AT OGDEN WED 20 FEB 2002 / MER 20 FEV 2002 START TIME / DEBUT 14:00



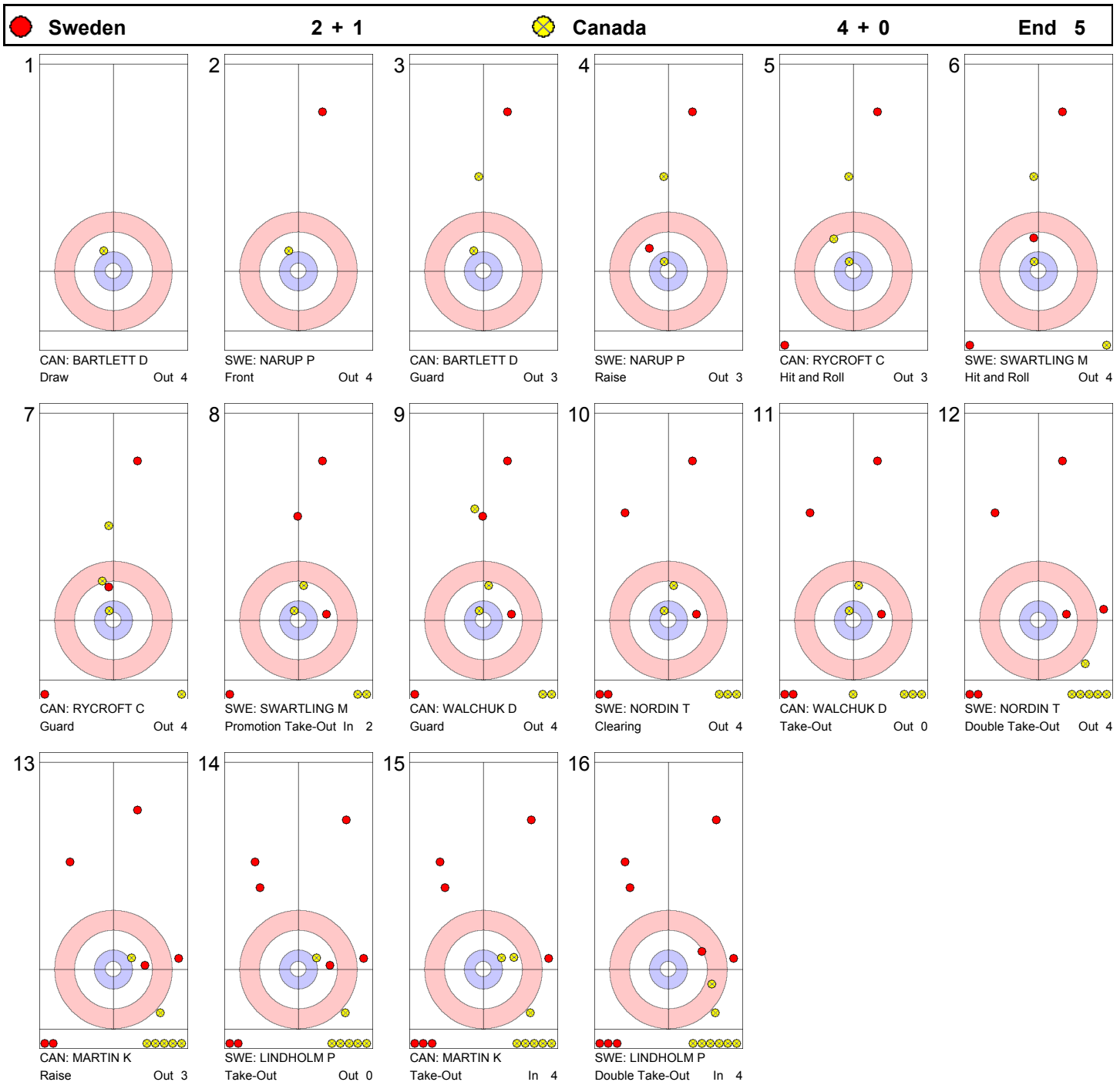




**GAME-SHOT BY SHOT / DÉROULEMENT DU MATCH**

**MEN'S SEMIFINAL - SHEET B  
HOMMES, DEMI-FINALE - PISTE B**

THE ICE SHEET AT OGDEN WED 20 FEB 2002 / MER 20 FEV 2002 START TIME / DEBUT 14:00

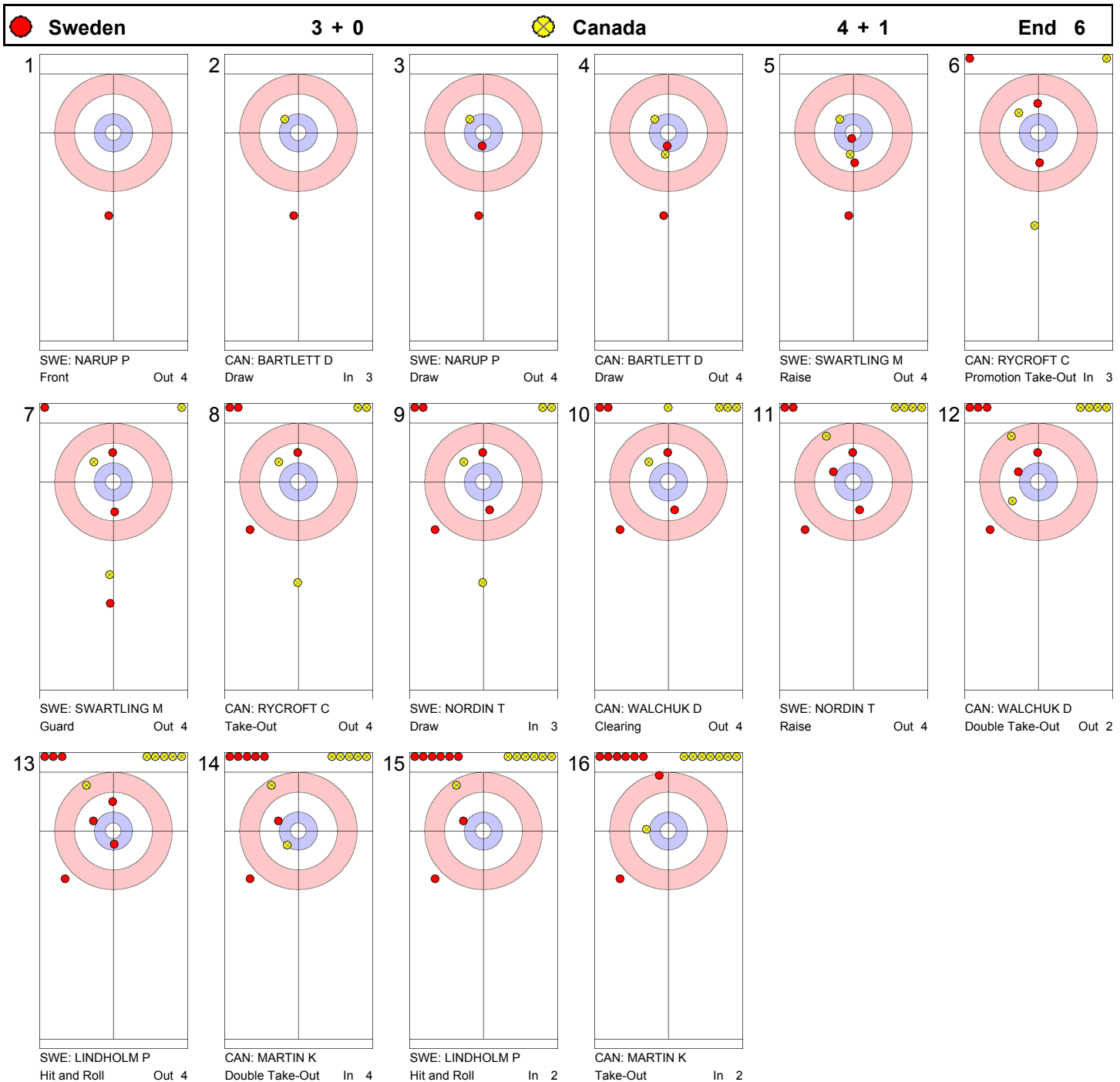




**GAME-SHOT BY SHOT / DÉROULEMENT DU MATCH**

**MEN'S SEMIFINAL - SHEET B  
HOMMES, DEMI-FINALE - PISTE B**

THE ICE SHEET AT OGDEN WED 20 FEB 2002 / MER 20 FEV 2002 START TIME / DEBUT 14:00

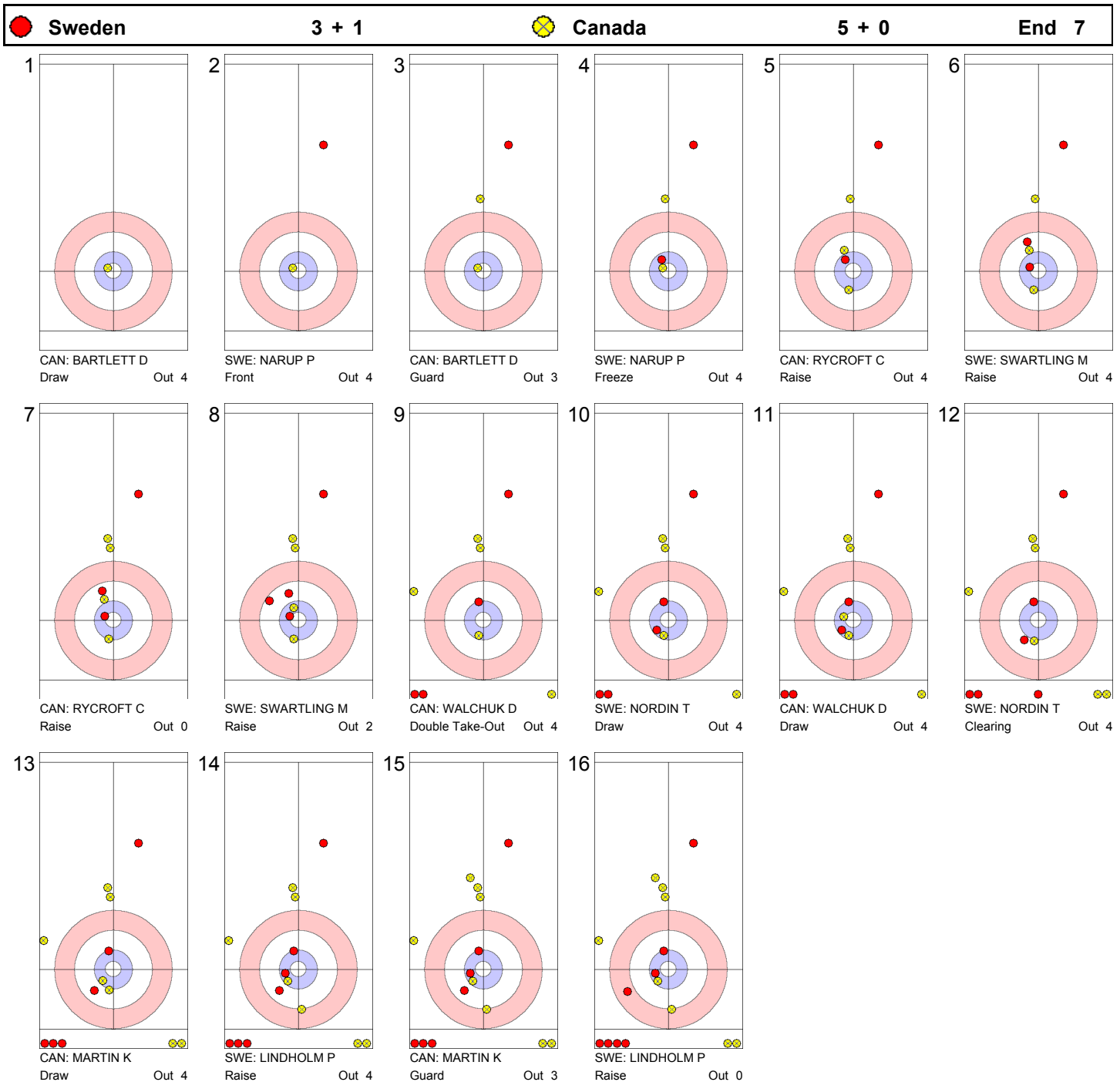




**GAME-SHOT BY SHOT / DÉROULEMENT DU MATCH**

**MEN'S SEMIFINAL - SHEET B  
HOMMES, DEMI-FINALE - PISTE B**

THE ICE SHEET AT OGDEN WED 20 FEB 2002 / MER 20 FEV 2002 START TIME / DEBUT 14:00

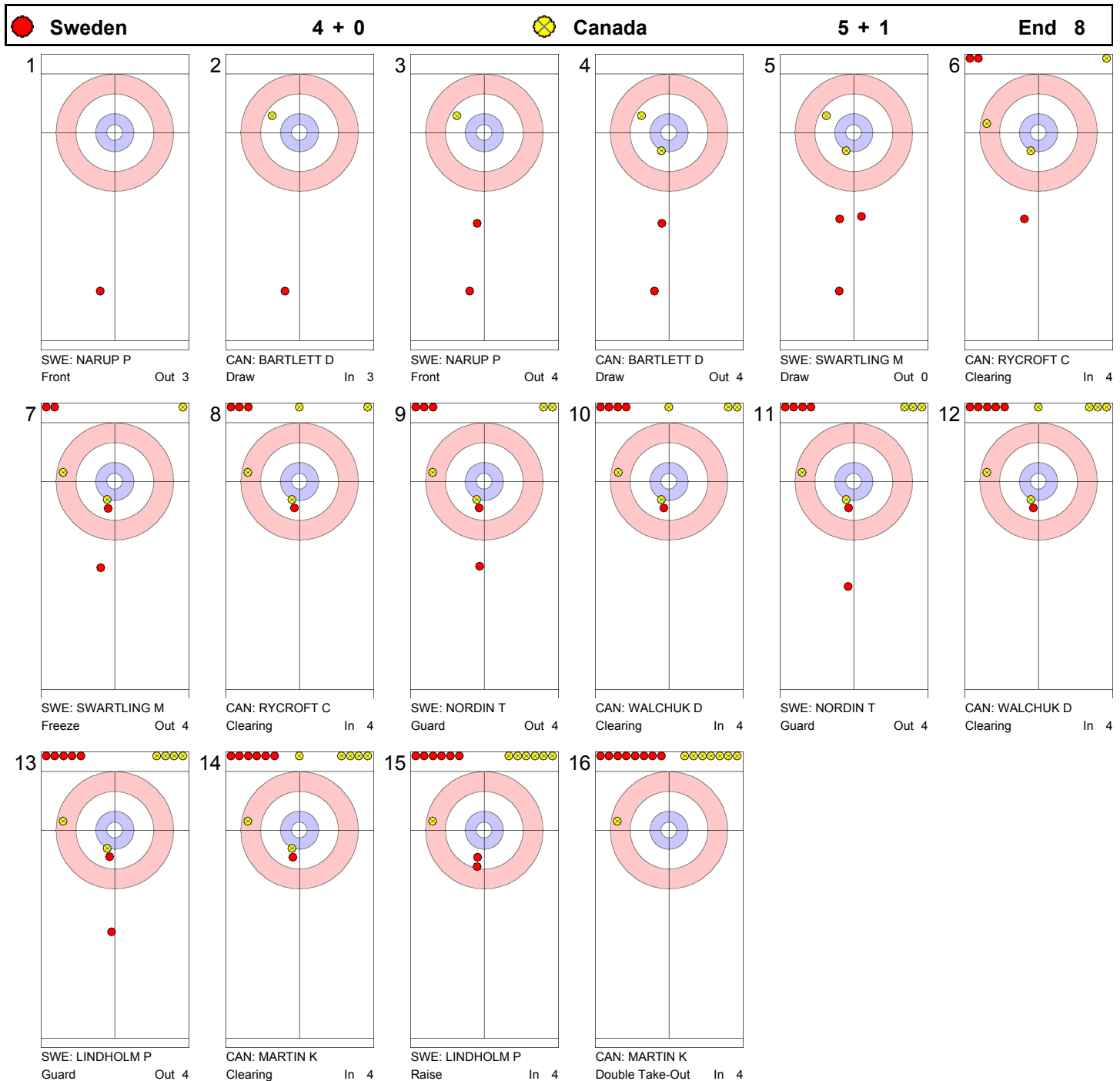




**GAME-SHOT BY SHOT / DÉROULEMENT DU MATCH**

**MEN'S SEMIFINAL - SHEET B  
HOMMES, DEMI-FINALE - PISTE B**

THE ICE SHEET AT OGDEN WED 20 FEB 2002 / MER 20 FEV 2002 START TIME / DEBUT 14:00





**GAME-SHOT BY SHOT / DÉROULEMENT DU MATCH**

**MEN'S SEMIFINAL - SHEET B  
HOMMES, DEMI-FINALE - PISTE B**

THE ICE SHEET AT OGDEN WED 20 FEB 2002 / MER 20 FEV 2002 START TIME / DEBUT 14:00

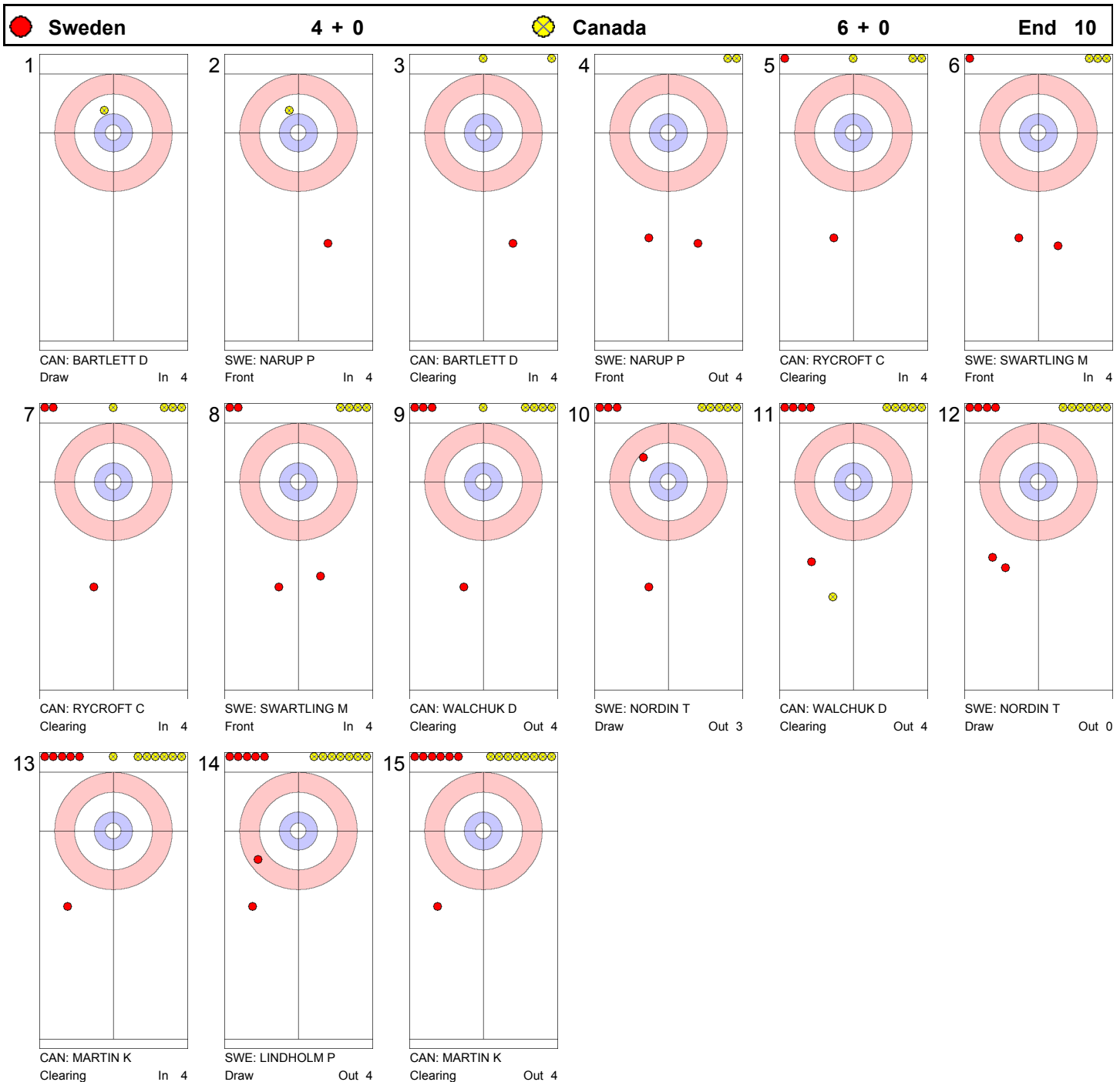




**GAME-SHOT BY SHOT / DÉROULEMENT DU MATCH**

MEN'S SEMIFINAL - SHEET B  
HOMMES, DEMI-FINALE - PISTE B

THE ICE SHEET AT OGDEN WED 20 FEB 2002 / MER 20 FEV 2002 START TIME / DEBUT 14:00





## GAME RESULTS / RÉSULTATS DE LA PARTIE

MEN'S SEMIFINAL - SHEET D  
HOMMES, DEMI-FINALE - PISTE D

THE ICE SHEET AT OGDEN WED 20 FEB 2002 / MER 20 FEV 2002 START TIME / DEBUT 14:00

Sheet	Round	Team	NOC	LSFE	1	2	3	4	5	6	7	8	9	10	Extra Ends	Total
D	10	Norway	NOR	*	0	0	1	0	1	0	1	0	2	1	1	7
	10	Switzerland	SUI		0	1	0	3	0	1	0	1	0	0	0	6

Norway	Semifinal	All
4 S TRULSEN Paal	80 %	78 %
3 VAAGBERG Lars	76 %	78 %
2 DAVANGER Flemming	66 %	76 %
1 RAMSFJELL Bent Aanund	91 %	80 %
A NERGAARD Torger	- %	75 %
Team Total	78 %	78 %

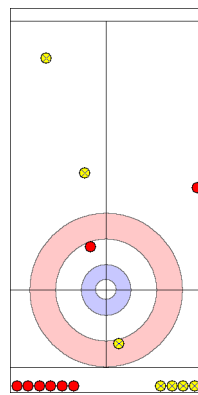
Time remaining: 4:16  
2:49 (after extra end)

Switzerland	Semifinal	All
4 S SCHWALLER Andreas	75 %	77 %
3 SCHWALLER Christof	84 %	78 %
2 EGGLER Markus	83 %	80 %
1 GRICHTING Damian	74 %	72 %
A RAMSTEIN Marco	- %	69 %
Team Total	79 %	77 %

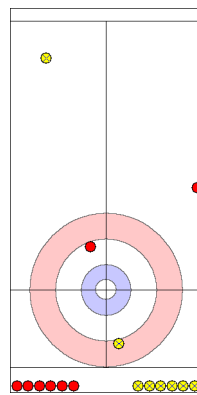
Time remaining: 12:17  
3:30 (after extra end)

### Most Important Shot:

Swiss Skip SCHWALLER A missed a Take-Out with his last stone, resulting in a score of 1 for Norway without last stone.



Before



After

End: 11  
Team: Switzerland  
Player: SCHWALLER A  
Stone: Fourth, 2nd stone  
Task: Clearing  
Handle: In-turn  
Points: 0%

● : Norway  
● : Switzerland

### LEGEND

LSFE (\*) indicates last stone advantage in the first end



**GAME-SHOT BY SHOT / DÉROULEMENT DU MATCH**

MEN'S SEMIFINAL - SHEET D  
HOMMES, DEMI-FINALE - PISTE D

THE ICE SHEET AT OGDEN WED 20 FEB 2002 / MER 20 FEV 2002 START TIME / DEBUT 14:00







**GAME-SHOT BY SHOT / DÉROULEMENT DU MATCH**

MEN'S SEMIFINAL - SHEET D  
HOMMES, DEMI-FINALE - PISTE D

THE ICE SHEET AT OGDEN WED 20 FEB 2002 / MER 20 FEV 2002 START TIME / DEBUT 14:00

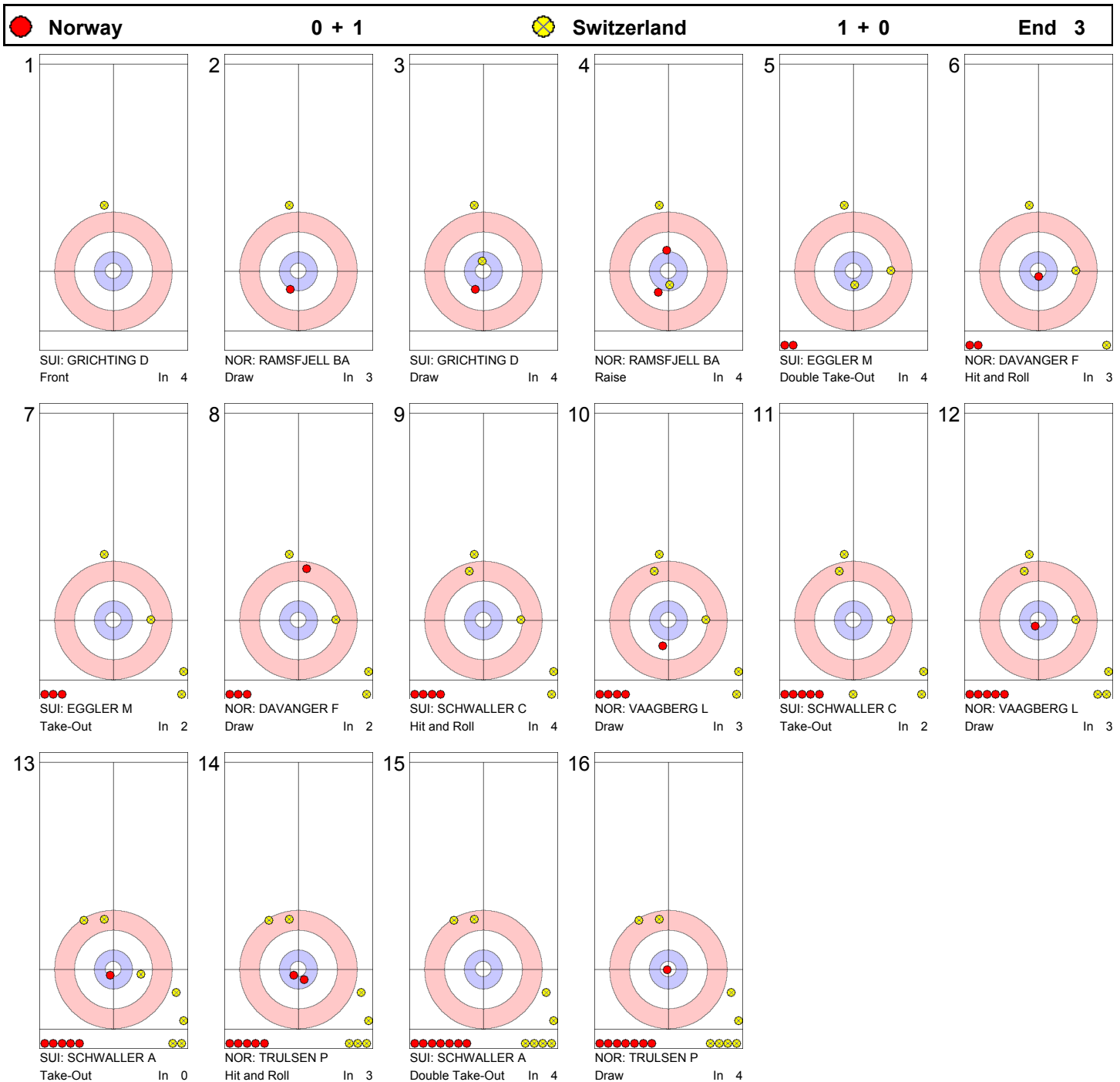




**GAME-SHOT BY SHOT / DÉROULEMENT DU MATCH**

**MEN'S SEMIFINAL - SHEET D  
HOMMES, DEMI-FINALE - PISTE D**

THE ICE SHEET AT OGDEN WED 20 FEB 2002 / MER 20 FEV 2002 START TIME / DEBUT 14:00





**GAME-SHOT BY SHOT / DÉROULEMENT DU MATCH**

MEN'S SEMIFINAL - SHEET D  
HOMMES, DEMI-FINALE - PISTE D

THE ICE SHEET AT OGDEN WED 20 FEB 2002 / MER 20 FEV 2002 START TIME / DEBUT 14:00

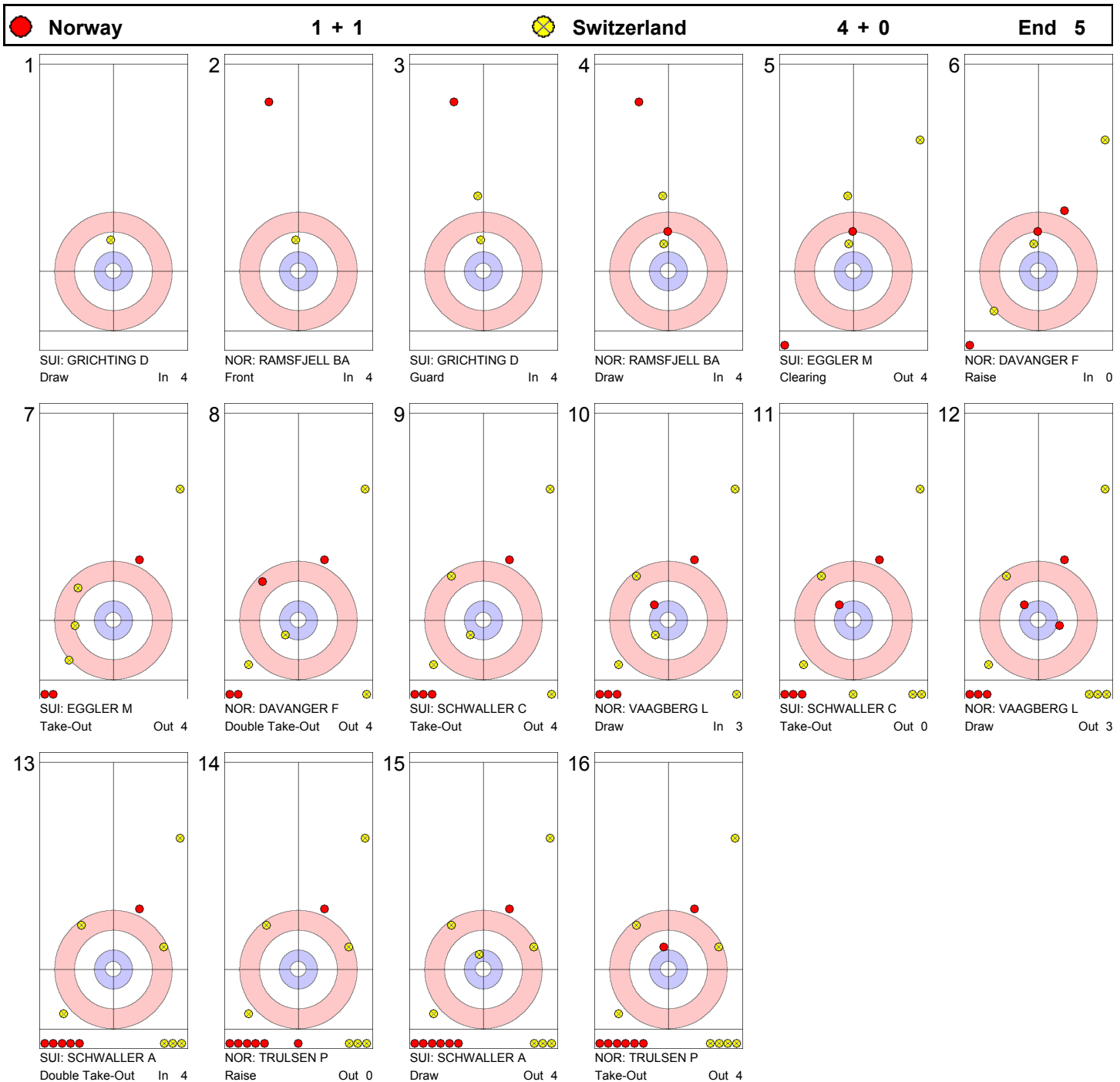




**GAME-SHOT BY SHOT / DÉROULEMENT DU MATCH**

MEN'S SEMIFINAL - SHEET D  
HOMMES, DEMI-FINALE - PISTE D

THE ICE SHEET AT OGDEN WED 20 FEB 2002 / MER 20 FEV 2002 START TIME / DEBUT 14:00





**GAME-SHOT BY SHOT / DÉROULEMENT DU MATCH**

**MEN'S SEMIFINAL - SHEET D  
HOMMES, DEMI-FINALE - PISTE D**

THE ICE SHEET AT OGDEN WED 20 FEB 2002 / MER 20 FEV 2002 START TIME / DEBUT 14:00





## GAME-SHOT BY SHOT / DÉROULEMENT DU MATCH

MEN'S SEMIFINAL - SHEET D  
HOMMES, DEMI-FINALE - PISTE D

THE ICE SHEET AT OGDEN WED 20 FEB 2002 / MER 20 FEV 2002 START TIME / DEBUT 14:00





**GAME-SHOT BY SHOT / DÉROULEMENT DU MATCH**

**MEN'S SEMIFINAL - SHEET D  
HOMMES, DEMI-FINALE - PISTE D**

THE ICE SHEET AT OGDEN WED 20 FEB 2002 / MER 20 FEV 2002 START TIME / DEBUT 14:00





**GAME-SHOT BY SHOT / DÉROULEMENT DU MATCH**

**MEN'S SEMIFINAL - SHEET D**  
**HOMMES, DEMI-FINALE - PISTE D**

THE ICE SHEET AT OGDEN WED 20 FEB 2002 / MER 20 FEV 2002 START TIME / DEBUT 14:00







## GAME-SHOT BY SHOT / DÉROULEMENT DU MATCH

MEN'S SEMIFINAL - SHEET D  
HOMMES, DEMI-FINALE - PISTE D

THE ICE SHEET AT OGDEN WED 20 FEB 2002 / MER 20 FEV 2002 START TIME / DEBUT 14:00

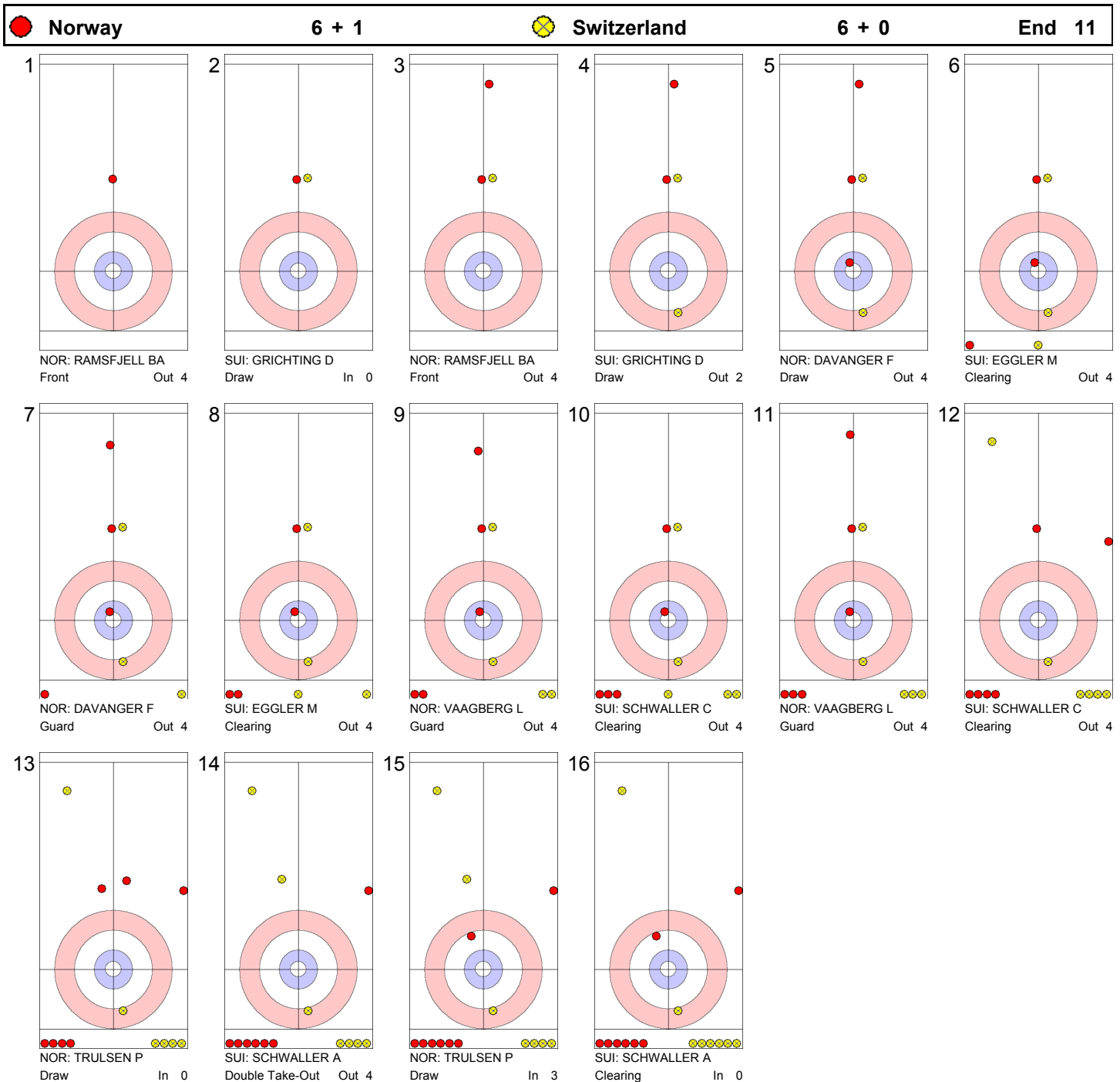




**GAME-SHOT BY SHOT / DÉROULEMENT DU MATCH**

MEN'S SEMIFINAL - SHEET D  
HOMMES, DEMI-FINALE - PISTE D

THE ICE SHEET AT OGDEN WED 20 FEB 2002 / MER 20 FEV 2002 START TIME / DEBUT 14:00





## GAME RESULTS / RÉSULTATS DE LA PARTIE

### MEN'S BRONZE MEDAL GAME HOMMES, MATCH POUR LA MÉDAILLE DE BRONZE

THE ICE SHEET AT OGDEN FRI 22 FEB 2002 / VEN 22 FEV 2002 START TIME / DEBUT 9:00

Sheet	Round	Team	NOC	LSFE	1	2	3	4	5	6	7	8	9	10	Extra Ends	Total
C	11	Sweden	SWE		0	0	2	0	1	0	0	0	0	-		3
	11	Switzerland	SUI	*	1	2	0	1	0	0	2	1	0	-		7

Sweden	Bronze	All
4 S LINDHOLM Peja	53 %	75 %
3 NORDIN Tomas	65 %	73 %
2 SWARTLING Magnus	85 %	74 %
1 NARUP Peter	90 %	77 %
A KRAUPP Anders	- %	- %
Team Total	73 %	75 %

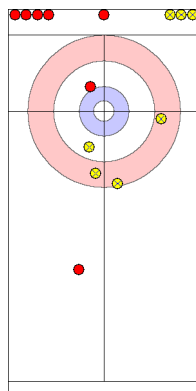
Time remaining: 12:53

Switzerland	Bronze	All
4 S SCHWALLER Andreas	85 %	78 %
3 SCHWALLER Christof	92 %	79 %
2 EGGLER Markus	86 %	80 %
1 GRICHTING Damian	69 %	72 %
A RAMSTEIN Marco	- %	69 %
Team Total	83 %	77 %

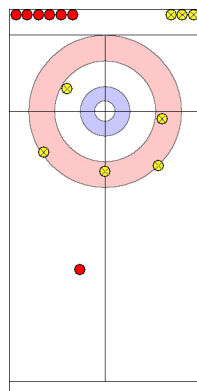
Time remaining: 14:41

#### Most Important Shot:

Swiss Skip SCHWALLER A made a promotion Take-Out to force the Swedish Skip LINDHOLM P to draw against a house of 5 counting stones.



Before



After

End: 8  
Team: Switzerland  
Player: SCHWALLER A  
Stone: Fourth, 2nd stone  
Task: Promotion Take-Out  
Handle: Out-turn  
Points: 100%

● : Sweden  
● : Switzerland

#### LEGEND

LSFE (\*) indicates last stone advantage in the first end

"-" indicates an unplayed end due to concession



## GAME-SHOT BY SHOT / DÉROULEMENT DU MATCH

MEN'S BRONZE MEDAL GAME  
HOMMES, MATCH POUR LA MÉDAILLE DE BRONZE

THE ICE SHEET AT OGDEN FRI 22 FEB 2002 / VEN 22 FEV 2002 START TIME / DEBUT 9:00

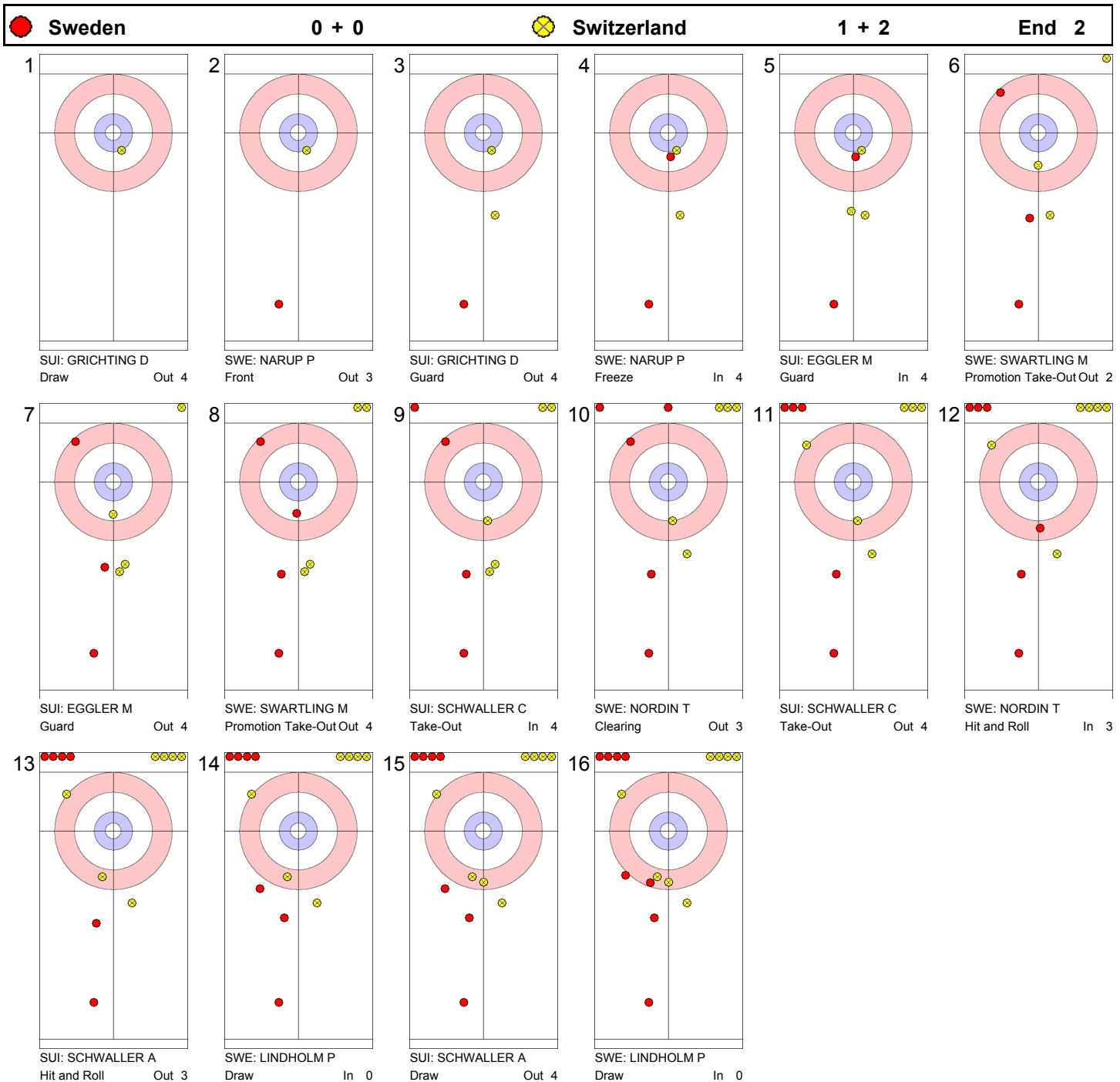




**GAME-SHOT BY SHOT / DÉROULEMENT DU MATCH**

MEN'S BRONZE MEDAL GAME  
HOMMES, MATCH POUR LA MÉDAILLE DE BRONZE

THE ICE SHEET AT OGDEN FRI 22 FEB 2002 / VEN 22 FEV 2002 START TIME / DEBUT 9:00

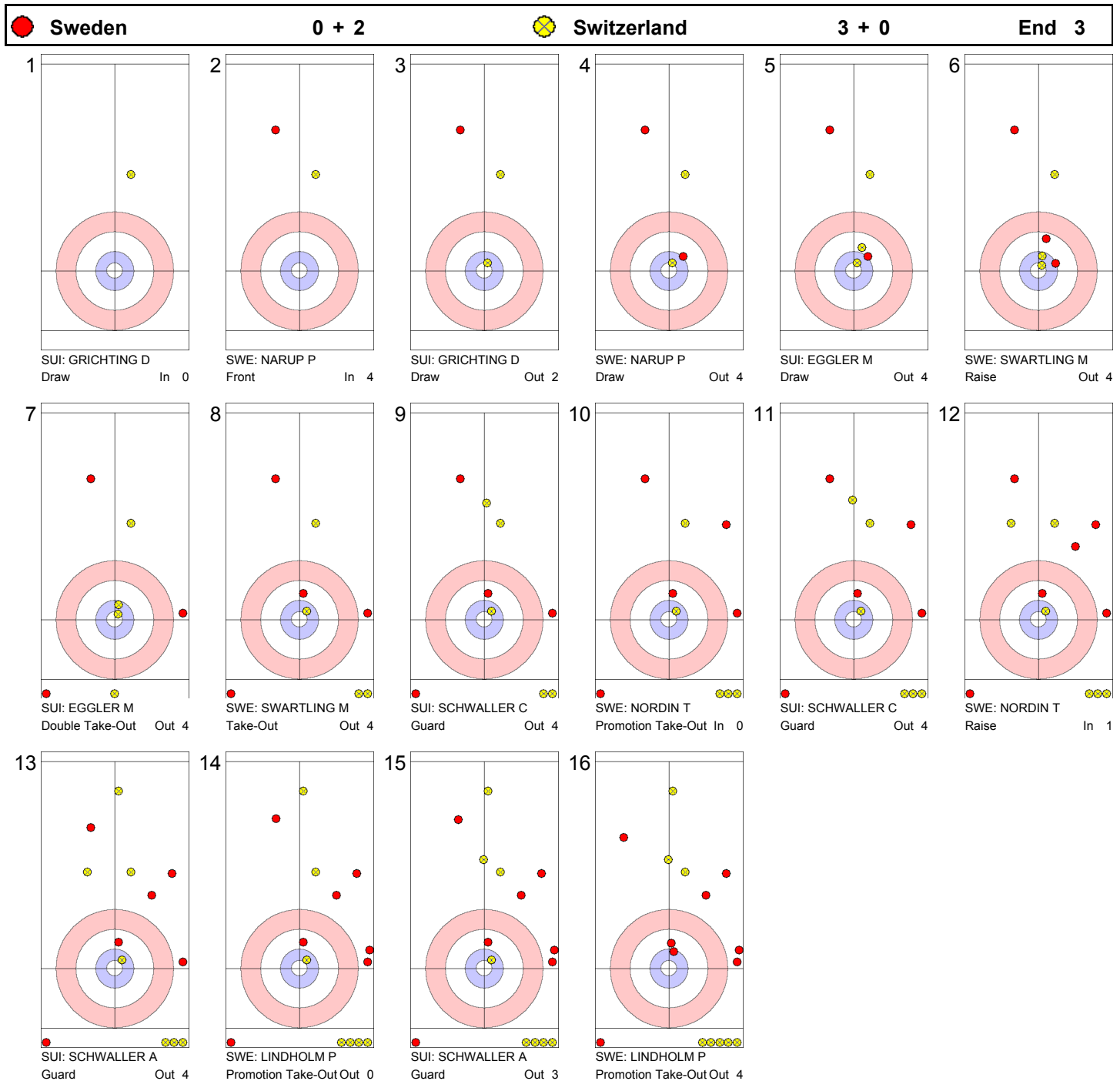




## GAME-SHOT BY SHOT / DÉROULEMENT DU MATCH

MEN'S BRONZE MEDAL GAME  
HOMMES, MATCH POUR LA MÉDAILLE DE BRONZE

THE ICE SHEET AT OGDEN FRI 22 FEB 2002 / VEN 22 FEV 2002 START TIME / DEBUT 9:00





## GAME-SHOT BY SHOT / DÉROULEMENT DU MATCH

MEN'S BRONZE MEDAL GAME  
HOMMES, MATCH POUR LA MÉDAILLE DE BRONZE

THE ICE SHEET AT OGDEN FRI 22 FEB 2002 / VEN 22 FEV 2002 START TIME / DEBUT 9:00

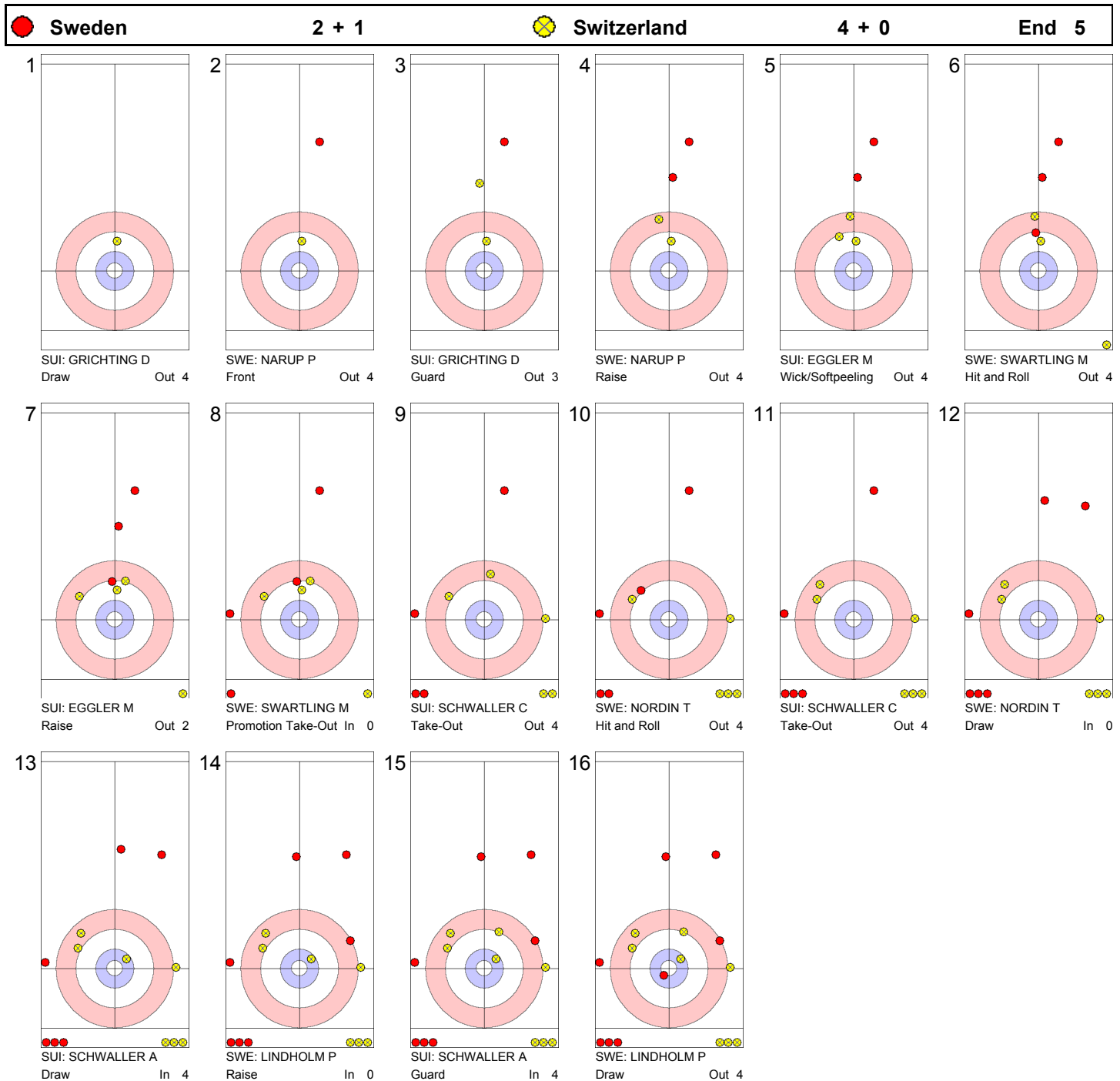




## GAME-SHOT BY SHOT / DÉROULEMENT DU MATCH

MEN'S BRONZE MEDAL GAME  
HOMMES, MATCH POUR LA MÉDAILLE DE BRONZE

THE ICE SHEET AT OGDEN FRI 22 FEB 2002 / VEN 22 FEV 2002 START TIME / DEBUT 9:00







**GAME-SHOT BY SHOT / DÉROULEMENT DU MATCH**

MEN'S BRONZE MEDAL GAME  
HOMMES, MATCH POUR LA MÉDAILLE DE BRONZE

THE ICE SHEET AT OGDEN FRI 22 FEB 2002 / VEN 22 FEV 2002 START TIME / DEBUT 9:00





## GAME-SHOT BY SHOT / DÉROULEMENT DU MATCH

MEN'S BRONZE MEDAL GAME  
HOMMES, MATCH POUR LA MÉDAILLE DE BRONZE

THE ICE SHEET AT OGDEN FRI 22 FEB 2002 / VEN 22 FEV 2002 START TIME / DEBUT 9:00





## GAME-SHOT BY SHOT / DÉROULEMENT DU MATCH

MEN'S BRONZE MEDAL GAME  
HOMMES, MATCH POUR LA MÉDAILLE DE BRONZE

THE ICE SHEET AT OGDEN FRI 22 FEB 2002 / VEN 22 FEV 2002 START TIME / DEBUT 9:00





## GAME-SHOT BY SHOT / DÉROULEMENT DU MATCH

MEN'S BRONZE MEDAL GAME  
HOMMES, MATCH POUR LA MÉDAILLE DE BRONZE

THE ICE SHEET AT OGDEN FRI 22 FEB 2002 / VEN 22 FEV 2002 START TIME / DEBUT 9:00





## GAME RESULTS / RÉSULTATS DE LA PARTIE

### MEN'S GOLD MEDAL GAME HOMMES, MATCH POUR LA MÉDAILLE D'OR

THE ICE SHEET AT OGDEN FRI 22 FEB 2002 / VEN 22 FEV 2002 START TIME / DEBUT 14:30

Sheet	Round	Team	NOC	LSFE	1	2	3	4	5	6	7	8	9	10	Extra Ends	Total
C	11	Canada	CAN	*	0	0	0	0	2	1	0	2	0	0		5
	11	Norway	NOR		0	1	0	2	0	0	1	0	1	1		6

Canada		Final	All
4 S	MARTIN Kevin	68 %	83 %
3	WALCHUK Don	64 %	78 %
2	RYCROFT Carter	64 %	85 %
1	BARTLETT Don	76 %	79 %
A	TRALNBERG Ken	- %	63 %
Team Total		68 %	81 %

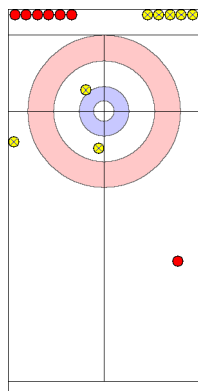
Time remaining: 4:17

Norway		Final	All
4 S	TRULSEN Paal	60 %	77 %
3	VAAGBERG Lars	69 %	77 %
2	DAVANGER Flemming	78 %	76 %
1	RAMSFJELL Bent Aanund	71 %	79 %
A	NERGAARD Torger	- %	75 %
Team Total		69 %	77 %

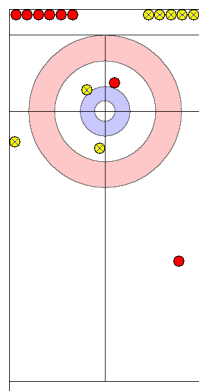
Time remaining: 2:20

#### Most Important Shot:

Canadian Skip MARTIN K on his final stone of the game, had to draw against two Norwegian stones in the house, MARTIN K shot was too heavy and slid out of scoring position allowing Norway to steal 1 point and win the game.



Before



After

End: 10  
Team: Canada  
Player: MARTIN K  
Stone: Fourth, 2nd stone  
Task: Draw  
Handle: Out-turn  
Points: 0%

● : Canada  
● : Norway

#### LEGEND

LSFE (\*) indicates last stone advantage in the first end



## GAME-SHOT BY SHOT / DÉROULEMENT DU MATCH

MEN'S GOLD MEDAL GAME  
HOMMES, MATCH POUR LA MÉDAILLE D'OR

THE ICE SHEET AT OGDEN FRI 22 FEB 2002 / VEN 22 FEV 2002 START TIME / DEBUT 14:30





**GAME-SHOT BY SHOT / DÉROULEMENT DU MATCH**

**MEN'S GOLD MEDAL GAME  
HOMMES, MATCH POUR LA MÉDAILLE D'OR**

THE ICE SHEET AT OGDEN FRI 22 FEB 2002 / VEN 22 FEV 2002 START TIME / DEBUT 14:30

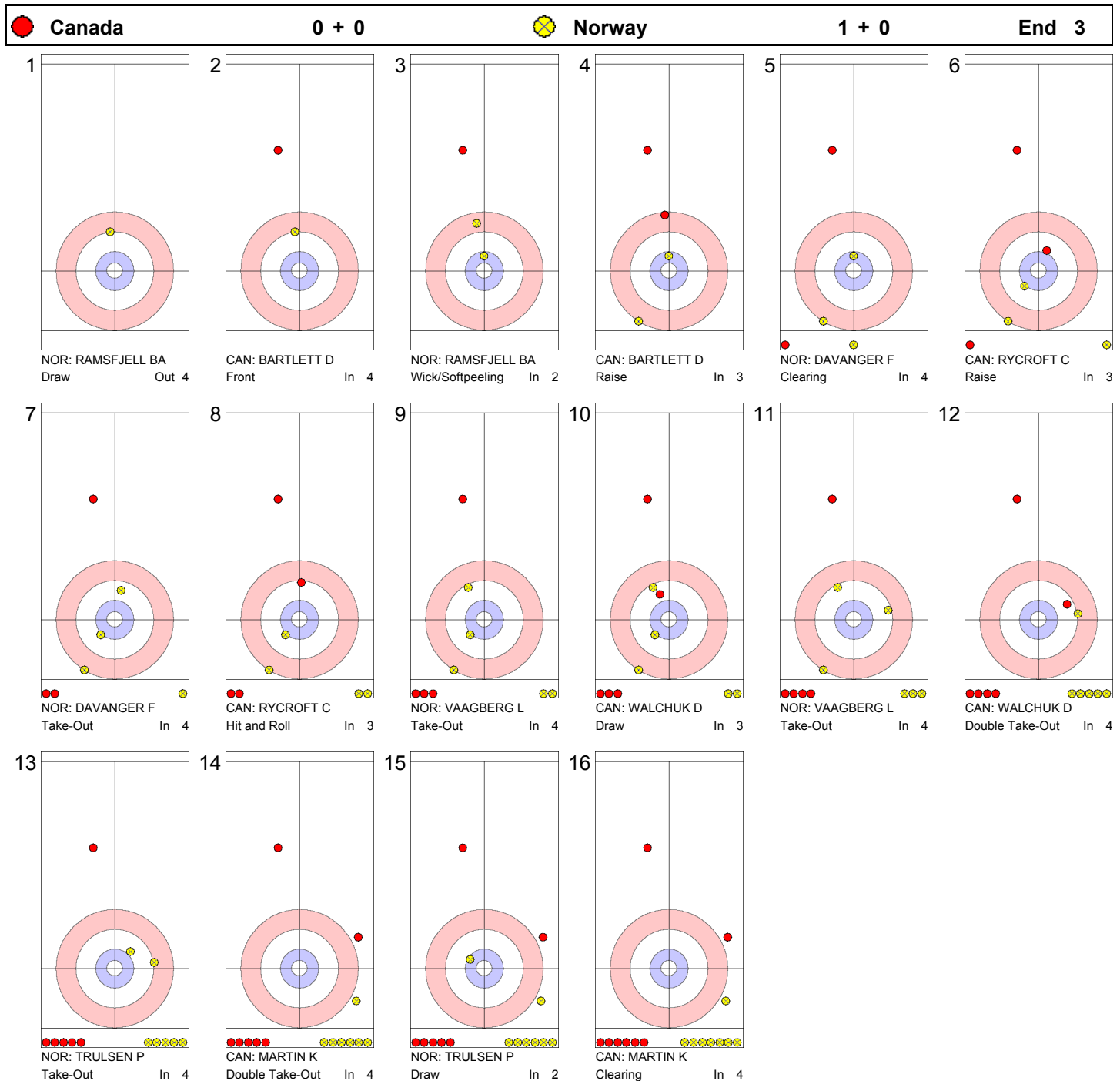




## GAME-SHOT BY SHOT / DÉROULEMENT DU MATCH

MEN'S GOLD MEDAL GAME  
HOMMES, MATCH POUR LA MÉDAILLE D'OR

THE ICE SHEET AT OGDEN FRI 22 FEB 2002 / VEN 22 FEV 2002 START TIME / DEBUT 14:30



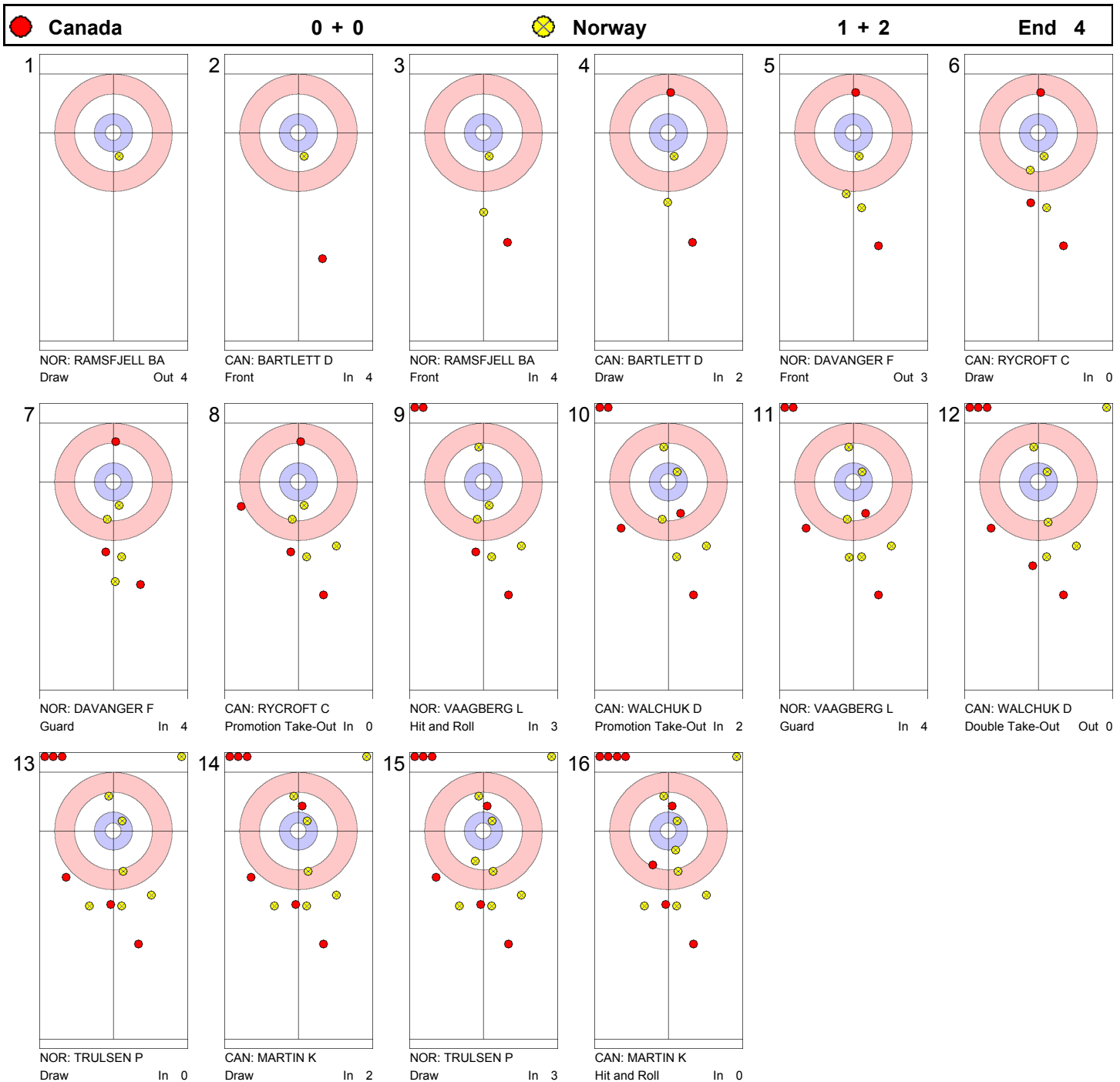




**GAME-SHOT BY SHOT / DÉROULEMENT DU MATCH**

**MEN'S GOLD MEDAL GAME  
HOMMES, MATCH POUR LA MÉDAILLE D'OR**

THE ICE SHEET AT OGDEN FRI 22 FEB 2002 / VEN 22 FEV 2002 START TIME / DEBUT 14:30

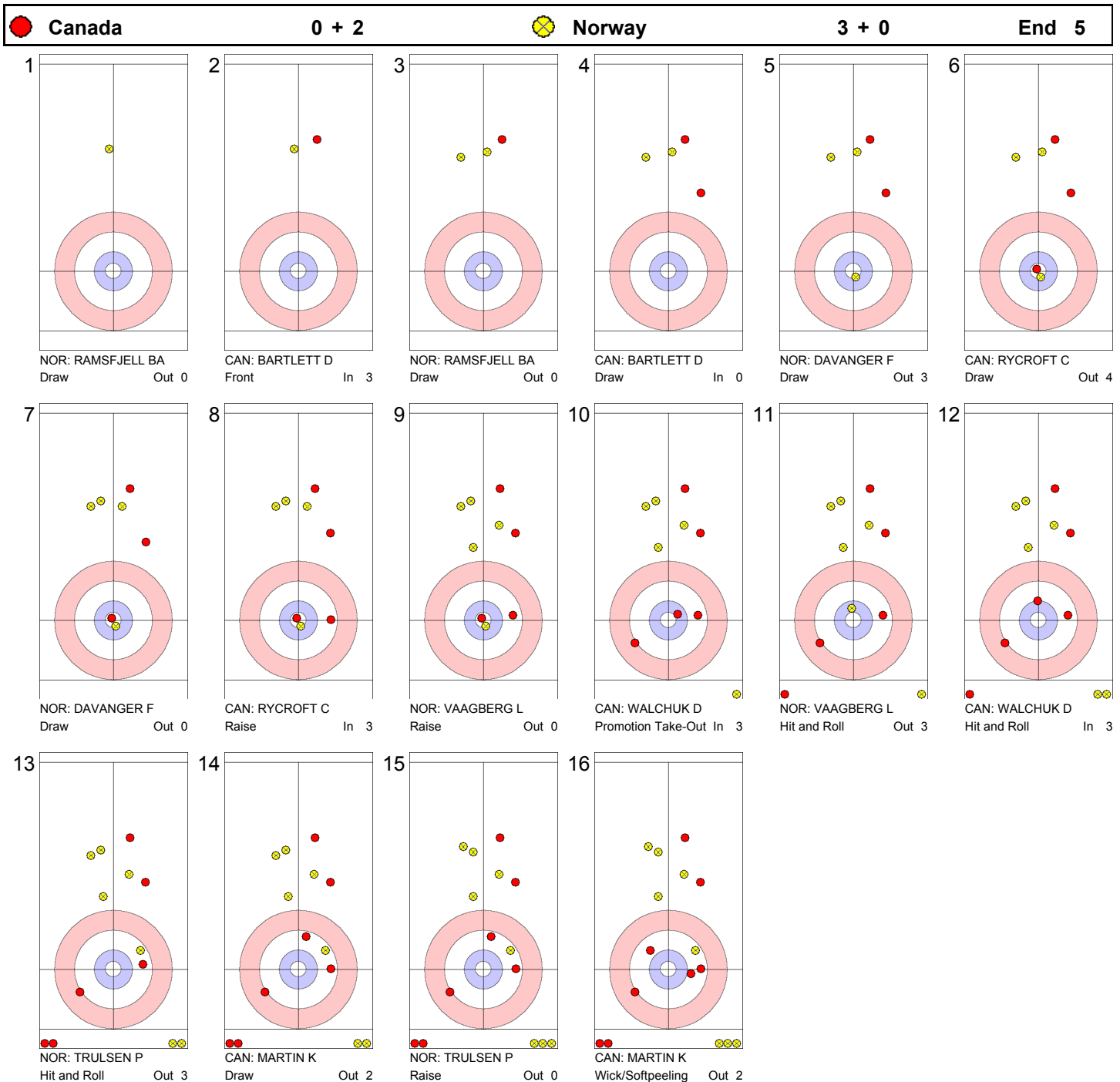




**GAME-SHOT BY SHOT / DÉROULEMENT DU MATCH**

**MEN'S GOLD MEDAL GAME  
HOMMES, MATCH POUR LA MÉDAILLE D'OR**

THE ICE SHEET AT OGDEN FRI 22 FEB 2002 / VEN 22 FEV 2002 START TIME / DEBUT 14:30





**GAME-SHOT BY SHOT / DÉROULEMENT DU MATCH**

**MEN'S GOLD MEDAL GAME  
HOMMES, MATCH POUR LA MÉDAILLE D'OR**

THE ICE SHEET AT OGDEN FRI 22 FEB 2002 / VEN 22 FEV 2002 START TIME / DEBUT 14:30

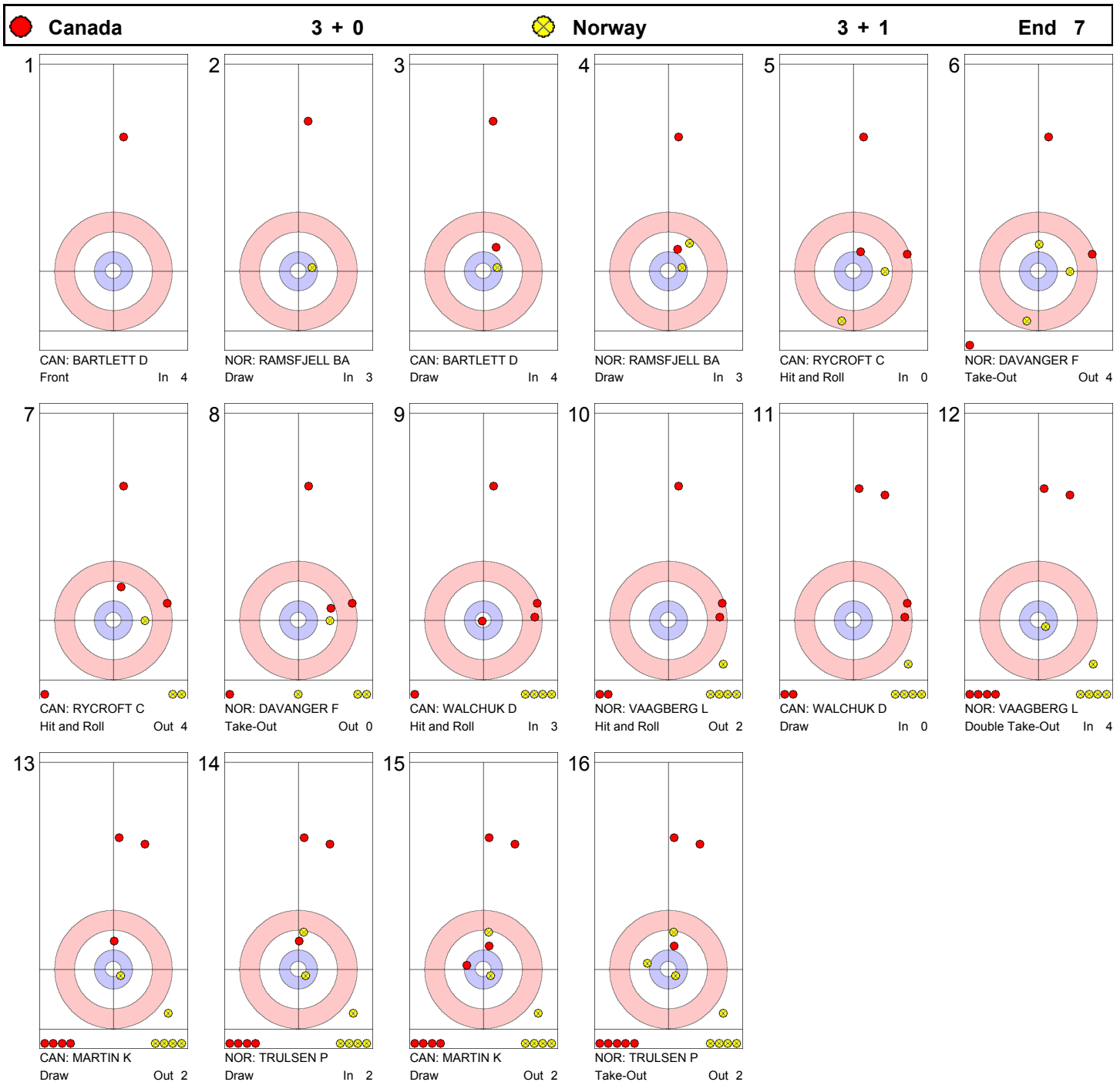




**GAME-SHOT BY SHOT / DÉROULEMENT DU MATCH**

**MEN'S GOLD MEDAL GAME  
HOMMES, MATCH POUR LA MÉDAILLE D'OR**

THE ICE SHEET AT OGDEN FRI 22 FEB 2002 / VEN 22 FEV 2002 START TIME / DEBUT 14:30

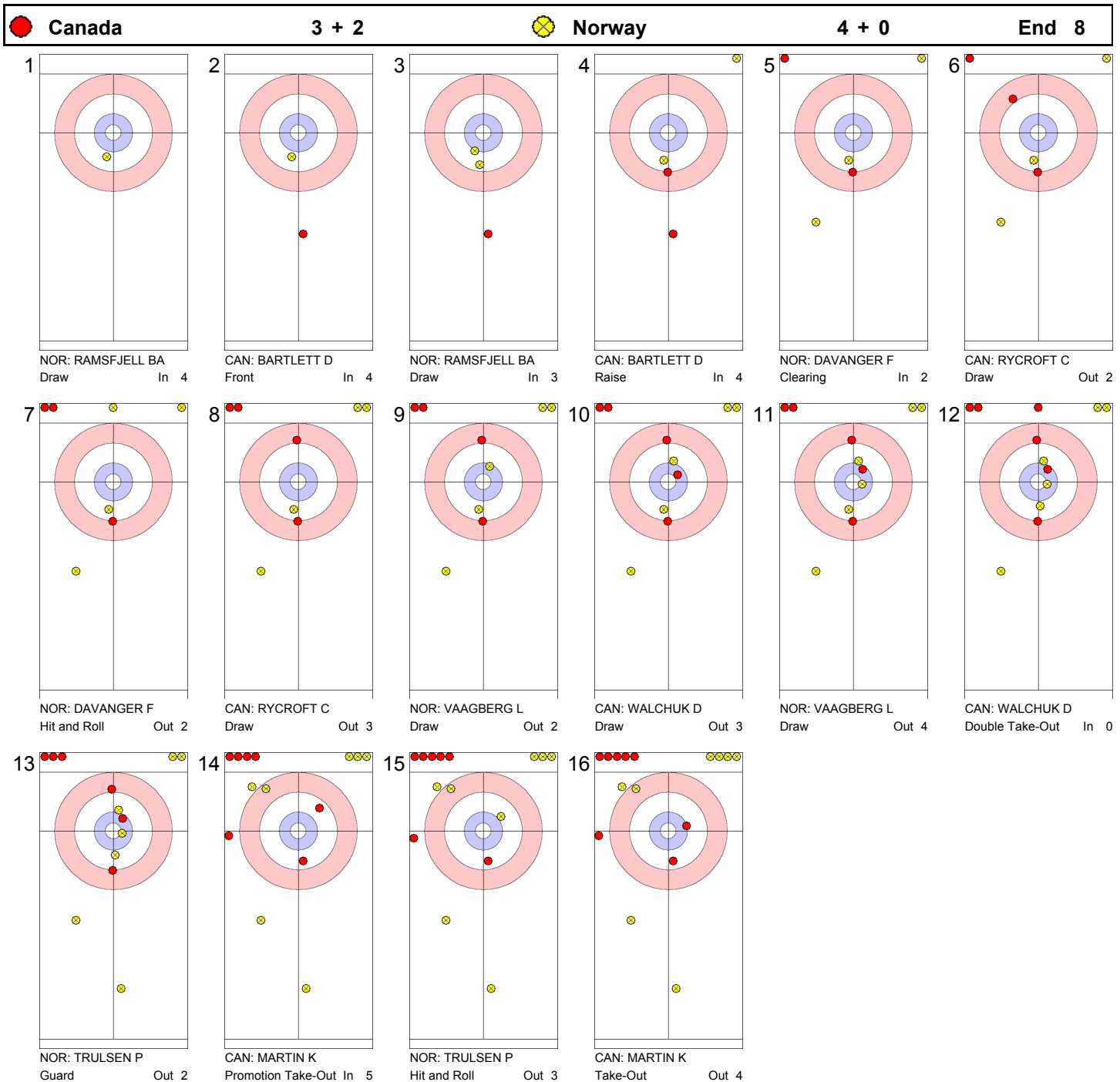




## GAME-SHOT BY SHOT / DÉROULEMENT DU MATCH

MEN'S GOLD MEDAL GAME  
HOMMES, MATCH POUR LA MÉDAILLE D'OR

THE ICE SHEET AT OGDEN FRI 22 FEB 2002 / VEN 22 FEV 2002 START TIME / DEBUT 14:30

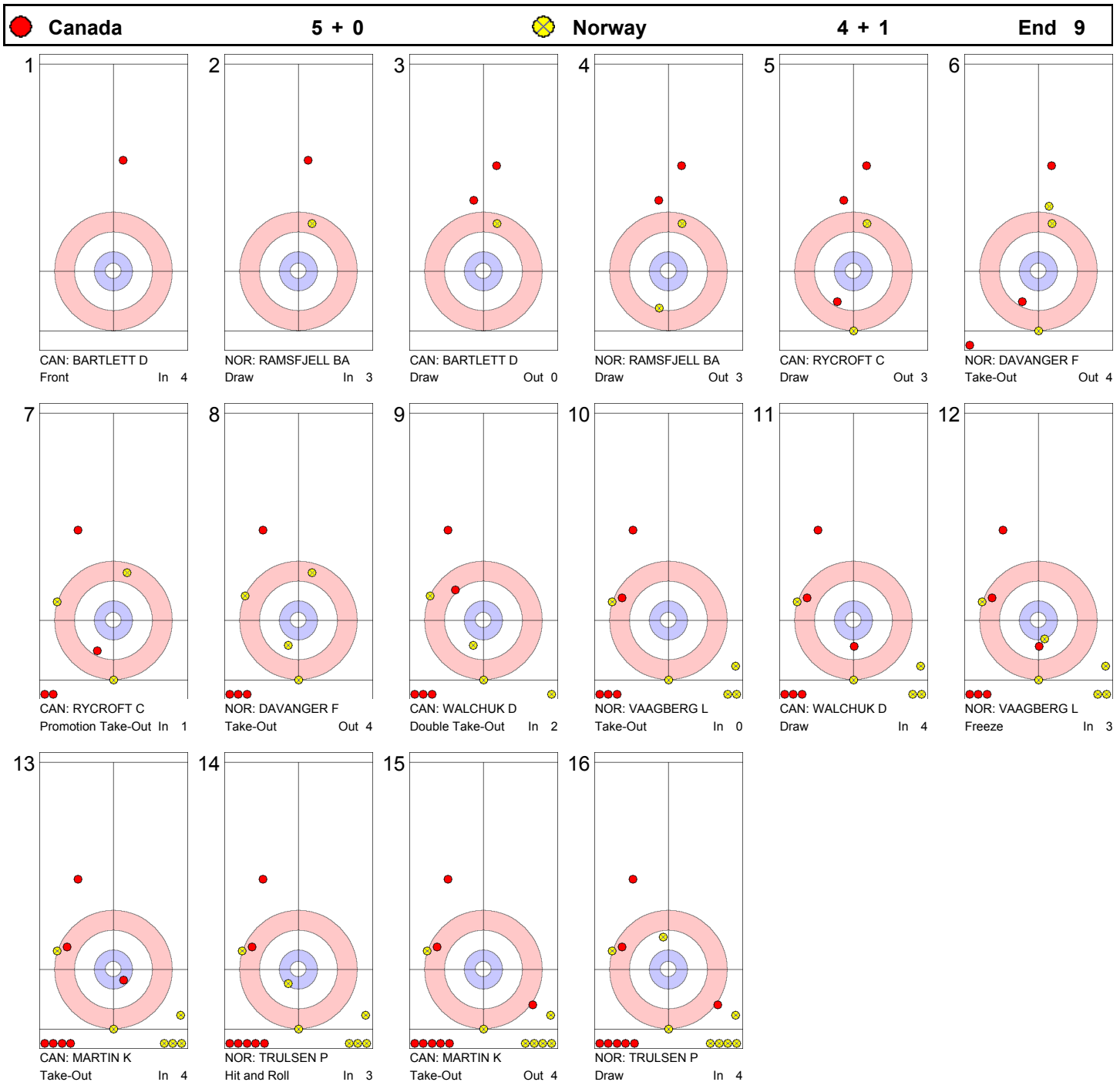




## GAME-SHOT BY SHOT / DÉROULEMENT DU MATCH

MEN'S GOLD MEDAL GAME  
HOMMES, MATCH POUR LA MÉDAILLE D'OR

THE ICE SHEET AT OGDEN FRI 22 FEB 2002 / VEN 22 FEV 2002 START TIME / DEBUT 14:30





## GAME-SHOT BY SHOT / DÉROULEMENT DU MATCH

### MEN'S GOLD MEDAL GAME HOMMES, MATCH POUR LA MÉDAILLE D'OR

THE ICE SHEET AT OGDEN FRI 22 FEB 2002 / VEN 22 FEV 2002 START TIME / DEBUT 14:30





## FINAL STANDINGS / CLASSEMENT FINAL

### MEN HOMMES

THE ICE SHEET AT OGDEN

Rank	Team (NOC)	Players	Position
1	Norway (NOR)	TRULSEN Paal VAAGBERG Lars DAVANGER Flemming RAMSFJELL Bent Aanund NERGAARD Torger	Skip Third Second Lead Alternate
2	Canada (CAN)	MARTIN Kevin WALCHUK Don RYCROFT Carter BARTLETT Don TRALNBERG Ken	Skip Third Second Lead Alternate
3	Switzerland (SUI)	SCHWALLER Andreas SCHWALLER Christof EGGLER Markus GRICHTING Damian RAMSTEIN Marco	Skip Third Second Lead Alternate
4	Sweden (SWE)	LINDHOLM Peja NORDIN Tomas SWARTLING Magnus NARUP Peter KRAUPP Anders	Skip Third Second Lead Alternate
5	Finland (FIN)	UUSIPAVALNIEMI Markku MAKELA Wille HATI Tommi LAUKKANEN Jari SAARELAINEN Pekka	Skip Third Second Lead Alternate
6	Germany (GER)	STOCK Sebastian HERBERG Daniel KNOLL Stephan MESSENZEHL Markus HOFFMANN Patrick	Skip Third Second Lead Alternate
7	Denmark (DEN)	SCHMIDT Ulrik LAVRSEN Lasse HANSEN Brian SVENSGAARD Carsten GUFLER Frants	Skip Third Second Lead Alternate
7	Great Britain (GBR)	McMILLAN Hammy SMITH Warwick MacDONALD Ewan LOUDON Peter BROWN Norman	Skip Third Second Lead Alternate





## FINAL STANDINGS / CLASSEMENT FINAL

MEN  
HOMMES

THE ICE SHEET AT OGDEN

Rank	Team (NOC)	Players	Position
7	United States of America (USA)	SOMERVILLE Tim SCHNEEBERGER Mike BRUNDIDGE Myles GORDON John BARCOME JR Don	Skip Third Second Lead Alternate
10	France (FRA)	DUPONT ROC Dominique DUCROZ Jan Henri DUFOUR Thomas MUGNIER Spencer CAUX Philippe	Skip Third Second Lead Alternate



## SUMMARY OF BIG ENDS / RÉSUMÉ DES MANCHES AVEC UN HAUT POINTAGE

AFTER MEN'S GOLD MEDAL GAME  
HOMMES, APRÈS MATCH POUR LA MÉDAILLE D'OR

THE ICE SHEET AT OGDEN AS OF FRI 22 FEB 2002 / EN DATE DU VEN 22 FEV 2002

Points Scored	By	Against	Session	End	Game Score
6	Sweden	Finland	9	4	11 : 4
4	Norway	Great Britain	4	8	7 : 6
4	Sweden	France	8	2	9 : 6
4	Sweden	Finland	9	1	11 : 4
4	Switzerland	Great Britain	9	9	10 : 4
4	Switzerland	Germany	12	2	10 : 4
4	United States of America	Sweden	1	7	10 : 5

### NOTE

Big ends are defined as ends with a score of four or more points



## SCORING ANALYSIS / ANALYSE DES POINTS MARQUÉS

AFTER MEN'S GOLD MEDAL GAME  
HOMMES, APRÈS MATCH POUR LA MÉDAILLE D'OR

THE ICE SHEET AT OGDEN AS OF FRI 22 FEB 2002 / EN DATE DU VEN 22 FEV 2002

Team	NOC	Games		Stolen Ends	Points Scored						Total
					0	1	2	3	4	>4	
Canada	CAN	11	For	21	9	28	14	8	0	0	80
			Against	6	4	24	10	0	0	0	44
Denmark	DEN	9	For	4	6	22	11	2	0	0	50
			Against	15	2	24	22	1	0	0	71
Finland	FIN	9	For	8	4	19	15	1	0	0	52
			Against	8	10	19	11	1	1	1	54
France	FRA	9	For	4	10	17	9	0	0	0	35
			Against	18	5	23	16	4	1	0	71
Germany	GER	9	For	10	3	28	12	2	0	0	58
			Against	8	8	18	16	4	1	0	66
Great Britain	GBR	9	For	7	10	21	11	1	0	0	46
			Against	7	12	21	8	4	2	0	57
Norway	NOR	11	For	18	4	34	15	3	1	0	77
			Against	12	10	29	11	3	0	0	60
Sweden	SWE	11	For	8	9	24	15	2	2	1	74
			Against	7	9	28	14	2	1	0	66
Switzerland	SUI	11	For	14	6	31	15	1	2	0	72
			Against	10	9	31	10	2	0	0	57
United States of America	USA	9	For	7	8	23	12	2	1	0	57
			Against	10	0	30	11	1	0	0	55
Total		49		101	69	247	129	22	6	1	601

### NOTE

Stolen ends are defined as ends won without the last stone advantage

### LEGEND

">4" indicates more than four points scored



**CUMULATIVE PLAYER STATISTICS BY TEAM  
STATISTIQUES CUMULÉES DES JOUEURS PAR ÉQUIPE**

MEN  
HOMMES

THE ICE SHEET AT OGDEN AS OF FRI 22 FEB 2002 / EN DATE DU VEN 22 FEV 2002

**Canada (after Gold Medal Game)**

MARTIN Kevin		Skip		Right-handed		
Type	In-turn	%	Out-turn	%	Total	%
Draw	21	82	24	80	45	81
Front	0	-	0	-	0	-
Guard	13	88	4	63	17	82
Raise	4	69	4	63	8	66
Wick / Soft Peeling	1	50	2	50	3	50
Freeze	0	-	1	0	1	0
Take-Out	22	93	15	95	37	94
Hit and Roll	14	84	6	83	20	84
Clearing	15	100	14	73	29	87
Double Take-Out	13	77	6	88	19	80
Promotion Take-out	5	90	3	33	8	69
not considered	0	-	4	-	4	-
All Draws	39	82	35	72	74	77
All Take-Outs	69	89	44	81	113	86
Total	108	87	79	77	187	83

BARTLETT Don		Lead		Right-handed		
Type	In-turn	%	Out-turn	%	Total	%
Draw	64	70	41	85	105	76
Front	30	90	11	89	41	90
Guard	3	58	5	80	8	72
Raise	5	90	2	88	7	89
Wick / Soft Peeling	3	67	1	100	4	75
Freeze	0	-	1	0	1	0
Take-Out	4	63	4	75	8	69
Hit and Roll	4	81	1	75	5	80
Clearing	1	100	1	100	2	100
Double Take-Out	0	-	1	50	1	50
Promotion Take-out	0	-	0	-	0	-
not considered	0	-	8	-	8	-
All Draws	105	76	61	84	166	79
All Take-Outs	9	75	7	75	16	75
Total	114	76	68	83	182	79

WALCHUK Don		Third		Right-handed		
Type	In-turn	%	Out-turn	%	Total	%
Draw	22	64	18	56	40	60
Front	0	-	0	-	0	-
Guard	7	96	4	88	11	93
Raise	6	83	4	69	10	78
Wick / Soft Peeling	1	100	2	75	3	83
Freeze	0	-	0	-	0	-
Take-Out	9	81	20	85	29	84
Hit and Roll	10	75	6	88	16	80
Clearing	28	97	26	87	54	92
Double Take-Out	7	79	12	71	19	74
Promotion Take-out	7	36	4	63	11	45
not considered	0	-	1	-	1	-
All Draws	36	74	28	63	64	70
All Take-Outs	61	82	68	82	129	82
Total	97	79	96	77	193	78

TRALNBERG Ken		Alternate		Right-handed		
Type	In-turn	%	Out-turn	%	Total	%
Draw	2	75	1	0	3	50
Front	0	-	0	-	0	-
Guard	1	100	0	-	1	100
Raise	0	-	0	-	0	-
Wick / Soft Peeling	0	-	0	-	0	-
Freeze	0	-	0	-	0	-
Take-Out	0	-	0	-	0	-
Hit and Roll	0	-	0	-	0	-
Clearing	0	-	0	-	0	-
Double Take-Out	0	-	0	-	0	-
Promotion Take-out	0	-	0	-	0	-
not considered	0	-	0	-	0	-
All Draws	3	83	1	0	4	63
All Take-Outs	0	-	0	-	0	-
Total	3	83	1	0	4	63

RYCROFT Carter		Second		Right-handed		
Type	In-turn	%	Out-turn	%	Total	%
Draw	20	78	15	68	35	74
Front	1	50	0	-	1	50
Guard	7	89	2	100	9	92
Raise	10	73	8	88	18	79
Wick / Soft Peeling	1	100	1	100	2	100
Freeze	0	-	0	-	0	-
Take-Out	16	98	13	88	29	94
Hit and Roll	5	50	7	82	12	69
Clearing	42	93	32	90	74	92
Double Take-Out	3	67	3	83	6	75
Promotion Take-out	6	63	2	100	8	72
not considered	0	-	0	-	0	-
All Draws	39	78	26	78	65	78
All Take-Outs	72	88	57	89	129	88
Total	111	84	83	85	194	85

Team Canada						
Type	In-turn	%	Out-turn	%	Total	%
Draw	129	72	99	75	228	73
Front	31	89	11	89	42	89
Guard	31	88	15	80	46	85
Raise	25	78	18	78	43	78
Wick / Soft Peeling	6	75	6	75	12	75
Freeze	0	-	2	0	2	0
Take-Out	51	90	52	88	103	89
Hit and Roll	33	76	20	84	53	79
Clearing	86	96	73	86	159	91
Double Take-Out	23	76	22	76	45	76
Promotion Take-out	18	60	9	61	27	60
not considered	0	-	13	-	13	-
All Draws	222	77	151	76	373	77
All Take-Outs	211	86	176	84	387	85
Total	433	82	327	80	760	81



## CUMULATIVE PLAYER STATISTICS BY TEAM STATISTIQUES CUMULÉES DES JOUEURS PAR ÉQUIPE

MEN  
HOMMES

THE ICE SHEET AT OGDEN AS OF FRI 22 FEB 2002 / EN DATE DU VEN 22 FEV 2002

### Norway (after Gold Medal Game)

TRULSEN Paal		Skip		Right-handed		
Type	In-turn	%	Out-turn	%	Total	%
Draw	40	81	28	74	68	78
Front	0	-	0	-	0	-
Guard	7	96	12	83	19	88
Raise	5	90	9	50	14	64
Wick / Soft Peeling	1	0	0	-	1	0
Freeze	1	25	1	25	2	25
Take-Out	21	83	32	84	53	83
Hit and Roll	14	66	11	86	25	75
Clearing	11	95	5	95	16	95
Double Take-Out	4	63	9	50	13	54
Promotion Take-out	3	33	3	33	6	33
not considered	0	-	0	-	0	-
All Draws	54	81	50	71	104	76
All Take-Outs	53	77	60	78	113	77
Total	107	79	110	75	217	77

RAMSFJELL Bent Aanund		Lead		Right-handed		
Type	In-turn	%	Out-turn	%	Total	%
Draw	39	78	36	81	75	79
Front	23	96	28	95	51	95
Guard	1	50	5	75	6	71
Raise	6	96	6	75	12	85
Wick / Soft Peeling	15	35	10	40	25	37
Freeze	0	-	0	-	0	-
Take-Out	12	92	13	85	25	88
Hit and Roll	4	88	5	80	9	83
Clearing	2	100	2	75	4	88
Double Take-Out	0	-	0	-	0	-
Promotion Take-out	1	0	0	-	1	0
not considered	1	-	9	-	10	-
All Draws	84	76	85	80	169	78
All Take-Outs	19	87	20	83	39	85
Total	103	78	105	80	208	79

VAAGBERG Lars		Third		Right-handed		
Type	In-turn	%	Out-turn	%	Total	%
Draw	27	80	27	61	54	70
Front	1	100	6	100	7	100
Guard	8	91	15	67	23	75
Raise	5	50	6	67	11	59
Wick / Soft Peeling	1	100	0	-	1	100
Freeze	3	58	3	33	6	46
Take-Out	16	78	31	79	47	79
Hit and Roll	13	90	11	84	24	88
Clearing	21	94	14	86	35	91
Double Take-Out	3	100	4	50	7	71
Promotion Take-out	4	44	1	100	5	55
not considered	0	-	0	-	0	-
All Draws	45	78	57	66	102	71
All Take-Outs	57	86	61	80	118	83
Total	102	82	118	73	220	77

NERGAARD Torger		Alternate		Right-handed		
Type	In-turn	%	Out-turn	%	Total	%
Draw	1	100	0	-	1	100
Front	0	-	0	-	0	-
Guard	0	-	1	50	1	50
Raise	0	-	0	-	0	-
Wick / Soft Peeling	0	-	0	-	0	-
Freeze	0	-	0	-	0	-
Take-Out	0	-	0	-	0	-
Hit and Roll	0	-	0	-	0	-
Clearing	0	-	0	-	0	-
Double Take-Out	0	-	0	-	0	-
Promotion Take-out	0	-	0	-	0	-
not considered	0	-	0	-	0	-
All Draws	1	100	1	50	2	75
All Take-Outs	0	-	0	-	0	-
Total	1	100	1	50	2	75

DAVANGER Flemming		Second		Right-handed		
Type	In-turn	%	Out-turn	%	Total	%
Draw	26	70	25	58	51	64
Front	3	100	14	91	17	93
Guard	4	75	8	94	12	88
Raise	6	54	5	75	11	64
Wick / Soft Peeling	1	100	2	50	3	67
Freeze	0	-	0	-	0	-
Take-Out	16	81	32	73	48	76
Hit and Roll	9	81	9	58	18	69
Clearing	20	89	29	86	49	87
Double Take-Out	3	75	4	81	7	79
Promotion Take-out	3	50	1	0	4	38
not considered	0	-	0	-	0	-
All Draws	40	71	54	73	94	72
All Take-Outs	51	82	75	76	126	78
Total	91	77	129	75	220	76

Team Norway						
Type	In-turn	%	Out-turn	%	Total	%
Draw	133	78	116	70	249	74
Front	27	96	48	94	75	95
Guard	20	88	41	77	61	81
Raise	22	73	26	64	48	68
Wick / Soft Peeling	18	40	12	42	30	41
Freeze	4	50	4	31	8	41
Take-Out	65	83	108	79	173	81
Hit and Roll	40	79	36	78	76	79
Clearing	54	93	50	87	104	90
Double Take-Out	10	78	17	57	27	65
Promotion Take-out	11	39	5	40	16	39
not considered	1	-	9	-	10	-
All Draws	224	77	247	73	471	75
All Take-Outs	180	82	216	78	396	80
Total	404	79	463	75	867	77



## CUMULATIVE PLAYER STATISTICS BY TEAM STATISTIQUES CUMULÉES DES JOUEURS PAR ÉQUIPE

MEN  
HOMMES

THE ICE SHEET AT OGDEN AS OF FRI 22 FEB 2002 / EN DATE DU VEN 22 FEV 2002

### Sweden (after Bronze Medal Game)

LINDHOLM Peja						NARUP Peter							
		Skip		Right-handed				Lead		Right-handed			
Type	In-turn	%	Out-turn	%	Total	%	Type	In-turn	%	Out-turn	%	Total	%
Draw	31	62	27	69	58	65	Draw	31	68	31	69	62	68
Front	1	100	0	-	1	100	Front	36	91	48	87	84	89
Guard	10	88	8	81	18	85	Guard	0	-	2	75	2	75
Raise	11	64	5	55	16	61	Raise	4	100	4	94	8	97
Wick / Soft Peeling	1	50	0	-	1	50	Wick / Soft Peeling	6	33	13	33	19	33
Freeze	1	75	1	100	2	88	Freeze	2	100	1	100	3	100
Take-Out	13	90	32	80	45	83	Take-Out	9	100	7	64	16	84
Hit and Roll	7	68	9	78	16	73	Hit and Roll	4	88	2	25	6	67
Clearing	10	100	13	96	23	98	Clearing	1	100	1	100	2	100
Double Take-Out	9	72	6	88	15	78	Double Take-Out	1	100	1	100	2	100
Promotion Take-out not considered	4	38	6	63	10	53	Promotion Take-out not considered	0	-	0	-	0	-
All Draws	55	68	41	70	96	69	All Draws	79	78	99	74	178	76
All Take-Outs	43	80	66	82	109	81	All Take-Outs	15	97	11	64	26	83
Total	98	73	107	77	205	75	Total	94	81	110	73	204	77

NORDIN Tomas						KRAUPP Anders							
		Third		Right-handed				Alternate		Right-handed			
Type	In-turn	%	Out-turn	%	Total	%	Type	In-turn	%	Out-turn	%	Total	%
Draw	23	66	23	57	46	61	Draw	0	-	0	-	0	-
Front	0	-	4	100	4	100	Front	0	-	0	-	0	-
Guard	9	83	15	73	24	77	Guard	0	-	0	-	0	-
Raise	5	65	6	46	11	55	Raise	0	-	0	-	0	-
Wick / Soft Peeling	1	75	1	100	2	88	Wick / Soft Peeling	0	-	0	-	0	-
Freeze	0	-	2	38	2	38	Freeze	0	-	0	-	0	-
Take-Out	15	73	15	80	30	77	Take-Out	0	-	0	-	0	-
Hit and Roll	10	73	15	82	25	78	Hit and Roll	0	-	0	-	0	-
Clearing	10	80	26	95	36	91	Clearing	0	-	0	-	0	-
Double Take-Out	9	72	17	74	26	73	Double Take-Out	0	-	0	-	0	-
Promotion Take-out not considered	2	50	5	20	7	29	Promotion Take-out not considered	0	-	0	-	0	-
All Draws	38	70	51	64	89	67	All Draws	0	-	0	-	0	-
All Take-Outs	46	73	78	80	124	78	All Take-Outs	0	-	0	-	0	-
Total	84	72	129	74	213	73	Total	0	-	0	-	0	-

SWARTLING Magnus						Team Sweden							
		Second		Right-handed									
Type	In-turn	%	Out-turn	%	Total	%	Type	In-turn	%	Out-turn	%	Total	%
Draw	16	70	31	69	47	70	Draw	101	66	112	66	213	66
Front	6	100	2	100	8	100	Front	43	92	54	88	97	90
Guard	5	100	7	86	12	92	Guard	24	89	32	78	56	83
Raise	13	62	11	61	24	61	Raise	33	67	26	62	59	65
Wick / Soft Peeling	0	-	3	75	3	75	Wick / Soft Peeling	8	41	17	44	25	43
Freeze	0	-	2	100	2	100	Freeze	3	92	6	79	9	83
Take-Out	17	71	25	70	42	70	Take-Out	54	81	79	75	133	78
Hit and Roll	8	63	13	88	21	79	Hit and Roll	29	71	39	80	68	76
Clearing	8	88	22	91	30	90	Clearing	29	90	62	94	91	93
Double Take-Out	7	64	10	65	17	65	Double Take-Out	26	71	34	74	60	73
Promotion Take-out not considered	2	25	6	58	8	50	Promotion Take-out not considered	8	38	17	49	25	45
All Draws	40	76	56	72	96	74	All Draws	212	74	247	71	459	72
All Take-Outs	42	69	76	78	118	75	All Take-Outs	146	77	231	79	377	78
Total	82	72	132	75	214	74	Total	358	75	478	75	836	75



## CUMULATIVE PLAYER STATISTICS BY TEAM STATISTIQUES CUMULÉES DES JOUEURS PAR ÉQUIPE

MEN  
HOMMES

THE ICE SHEET AT OGDEN AS OF FRI 22 FEB 2002 / EN DATE DU VEN 22 FEV 2002

### Switzerland (after Bronze Medal Game)

SCHWALLER Andreas		Skip		Right-handed		
Type	In-turn	%	Out-turn	%	Total	%
Draw	22	66	33	83	55	76
Front	1	100	0	-	1	100
Guard	6	88	9	94	15	92
Raise	5	50	8	50	13	50
Wick / Soft Peeling	0	-	0	-	0	-
Freeze	1	25	1	25	2	25
Take-Out	24	82	33	86	57	84
Hit and Roll	6	83	9	67	15	73
Clearing	11	77	12	88	23	83
Double Take-Out	9	86	13	71	22	77
Promotion Take-out	3	33	4	100	7	71
not considered	0	-	2	-	2	-
All Draws	35	67	51	78	86	74
All Take-Outs	53	79	71	82	124	81
Total	88	74	122	80	210	78

GRICHTING Damian		Lead		Right-handed		
Type	In-turn	%	Out-turn	%	Total	%
Draw	56	69	41	78	97	73
Front	10	90	6	83	16	88
Guard	6	83	5	80	11	82
Raise	3	42	4	81	7	64
Wick / Soft Peeling	3	67	11	23	14	32
Freeze	0	-	0	-	0	-
Take-Out	8	94	14	79	22	84
Hit and Roll	1	75	1	0	2	38
Clearing	0	-	3	67	3	67
Double Take-Out	0	-	0	-	0	-
Promotion Take-out	0	-	1	0	1	0
not considered	0	-	3	-	3	-
All Draws	78	71	67	70	145	71
All Take-Outs	9	92	19	68	28	76
Total	87	74	86	69	173	72

SCHWALLER Christof		Third		Right-handed		
Type	In-turn	%	Out-turn	%	Total	%
Draw	18	72	11	66	29	70
Front	1	100	0	-	1	100
Guard	7	96	8	84	15	90
Raise	12	52	2	63	14	54
Wick / Soft Peeling	1	100	0	-	1	100
Freeze	0	-	2	50	2	50
Take-Out	22	84	44	88	66	86
Hit and Roll	8	75	16	70	24	72
Clearing	9	72	28	95	37	89
Double Take-Out	5	90	13	71	18	76
Promotion Take-out	2	25	5	70	7	57
not considered	0	-	0	-	0	-
All Draws	39	72	23	71	62	71
All Take-Outs	46	78	106	84	152	82
Total	85	75	129	82	214	79

RAMSTEIN Marco		Alternate		Right-handed		
Type	In-turn	%	Out-turn	%	Total	%
Draw	9	67	10	60	19	63
Front	9	69	6	83	15	75
Guard	0	-	0	-	0	-
Raise	1	50	0	-	1	50
Wick / Soft Peeling	0	-	0	-	0	-
Freeze	0	-	0	-	0	-
Take-Out	0	-	3	83	3	83
Hit and Roll	0	-	0	-	0	-
Clearing	0	-	0	-	0	-
Double Take-Out	0	-	0	-	0	-
Promotion Take-out	0	-	0	-	0	-
not considered	0	-	0	-	0	-
All Draws	19	67	16	69	35	68
All Take-Outs	0	-	3	83	3	83
Total	19	67	19	71	38	69

EGGLER Markus		Second		Right-handed		
Type	In-turn	%	Out-turn	%	Total	%
Draw	21	75	25	78	46	77
Front	2	100	1	100	3	100
Guard	6	92	7	82	13	87
Raise	4	56	5	50	9	53
Wick / Soft Peeling	0	-	1	100	1	100
Freeze	0	-	2	50	2	50
Take-Out	16	78	37	78	53	78
Hit and Roll	2	100	14	71	16	75
Clearing	21	86	38	93	59	90
Double Take-Out	4	81	5	65	9	72
Promotion Take-out	1	50	2	100	3	83
not considered	0	-	0	-	0	-
All Draws	33	77	41	75	74	76
All Take-Outs	44	82	96	83	140	83
Total	77	80	137	80	214	80

Team Switzerland						
Type	In-turn	%	Out-turn	%	Total	%
Draw	126	70	120	77	246	73
Front	23	84	13	85	36	84
Guard	25	90	29	86	54	88
Raise	25	51	19	58	44	54
Wick / Soft Peeling	4	75	12	29	16	41
Freeze	1	25	5	45	6	42
Take-Out	70	83	131	83	201	83
Hit and Roll	17	81	40	68	57	72
Clearing	41	80	81	92	122	88
Double Take-Out	18	86	31	70	49	76
Promotion Take-out	6	33	12	79	18	64
not considered	0	-	5	-	5	-
All Draws	204	71	198	73	402	72
All Take-Outs	152	81	295	82	447	81
Total	356	75	493	78	849	77



## COMPETITION SUMMARY / RÉSUMÉ DE LA COMPÉTITION

AFTER MEN'S GOLD MEDAL GAME  
HOMMES, APRÈS MATCH POUR LA MÉDAILLE D'OR

THE ICE SHEET AT OGDEN AS OF FRI 22 FEB 2002 / EN DATE DU VEN 22 FEV 2002

Session	Date	Time	Sheet A	Sheet B	Sheet C	Sheet D
Session 1	11 Feb	09:00	DEN - FIN 3 : 9	FRA - GER 5 : 9	USA - SWE 10 : 5	CAN - GBR 6 : 4
Session 2	11 Feb	19:00	NOR - SUI 4 : 5	USA - CAN 3 : 8	DEN - FRA 8 : 7	FIN - GER 6 : 7
Session 3	12 Feb	14:00	SWE - GBR 7 : 2	DEN - SUI 6 : 10	FIN - CAN 4 : 9	FRA - NOR 2 : 9
Session 4	13 Feb	09:00	SUI - FIN 5 : 6	GBR - NOR 6 : 7	GER - USA 9 : 8	DEN - SWE 5 : 9
Session 5	13 Feb	19:00	GBR - GER 7 : 6	CAN - FRA 8 : 1	SWE - SUI 7 : 8	NOR - USA 6 : 5
Session 6	14 Feb	14:00	CAN - SWE 5 : 6	SUI - USA 2 : 6	DEN - GER 6 : 7	FIN - FRA 6 : 5
Session 7	15 Feb	09:00	FRA - USA 3 : 8	NOR - DEN 9 : 4	GBR - FIN 4 : 6	GER - CAN 7 : 9
Session 8	15 Feb	19:00	FIN - NOR 5 : 6	CAN - SUI 7 : 2	FRA - SWE 6 : 9	GBR - DEN 5 : 6
Session 9	16 Feb	14:00	SUI - GBR 10 : 4	FIN - SWE 4 : 11	USA - DEN 7 : 9	NOR - GER 10 : 5
Session 10	17 Feb	09:00	GER - SWE 4 : 5		CAN - NOR 9 : 4	FRA - SUI 3 : 7
Session 11	17 Feb	19:00		FRA - GBR 3 : 7		USA - FIN 4 : 6
Session 12	18 Feb	14:00	DEN - CAN 3 : 8	GER - SUI 4 : 10	GBR - USA 7 : 6	SWE - NOR 8 : 9
Semifinal	20 Feb	14:00		SWE - CAN 4 : 6		NOR - SUI 7 : 6
Bronze-Medal	22 Feb	09:00			SWE - SUI 3 : 7	
Final	22 Feb	14:30			CAN - NOR 5 : 6	

### Standings After Round Robin

Rank	Team	NOC	Games	Wins	Losses	
1	Canada	CAN	9	8	1	Q
2	Norway	NOR	9	7	2	Q
3 (a)	Switzerland	SUI	9	6	3	Q
3 (b)	Sweden	SWE	9	6	3	Q
5	Finland	FIN	9	5	4	
6	Germany	GER	9	4	5	
7 (a)	Denmark	DEN	9	3	6	
7 (b)	Great Britain	GBR	9	3	6	
7 (c)	United States of America	USA	9	3	6	
10	France	FRA	9	0	9	

### Final Standings

Rank	Team	NOC
1	Norway	NOR
2	Canada	CAN
3	Switzerland	SUI
4	Sweden	SWE
5	Finland	FIN
6	Germany	GER
7	Denmark	DEN
7	Great Britain	GBR
7	United States of America	USA
10	France	FRA

#### LEGEND

"(a), (b) ..." indicates ranking determined by record of games

"Q" indicates a team qualified for semifinals





## MEDALISTS OF EVENT / MÉDAILLÉS DU TOURNOI

MEN  
HOMMES

THE ICE SHEET AT OGDEN AS OF FRI 22 FEB 2002 / EN DATE DU VEN 22 FEV 2002

<b>Gold</b>	Norway	TRULSEN Paal	Skip
		VAAGBERG Lars	Third
		DAVANGER Flemming	Second
		RAMSFJELL Bent Aanund	Lead
		NERGAARD Torger	Alternate
<b>Silver</b>	Canada	MARTIN Kevin	Skip
		WALCHUK Don	Third
		RYCROFT Carter	Second
		BARTLETT Don	Lead
		TRALNBERG Ken	Alternate
<b>Bronze</b>	Switzerland	SCHWALLER Andreas	Skip
		SCHWALLER Christof	Third
		EGGLER Markus	Second
		GRICHTING Damian	Lead
		RAMSTEIN Marco	Alternate

FIGURE SKATING PATINAGE ARTISTIQUE



*Michelle Kwan (USA), Figure Skating, Ladies Short Program*

---

D A V I D B U R N E T T



## Figure Skating Contents

### General

- Competition Schedule
- Number of Entries by NOC
- Competition Officials
- Medallists by Event
- Medal Standings

### Pairs

- Protocol Head Page
- Medalists Photo
- Results
- Result System Matrix (Short Program)
- Result System Matrix (Free Skating)
- Protocol Details

### Men

- Protocol Head Page
- Panel of Judges (Short Program)
- Panel of Judges (Free Skating)
- Medalists Photo
- Results
- Result System Matrix (Short Program)
- Result System Matrix (Free Skating)
- Protocol Details

### Ice Dancing

- Protocol Head Page
- Panel of Judges (Compulsory Dance 1)
- Panel of Judges (Compulsory Dance 2)
- Panel of Judges (Original Dance)
- Panel of Judges (Free Dance)
- Medalists Photo
- Results
- Result System Matrix (Compulsory Dance 1)
- Result System Matrix (Compulsory Dance 2)
- Result System Matrix (Original Dance)
- Result System Matrix (Free Dance)
- Protocol Details

### Ladies

- Protocol Head Page
- Medalists Photo
- Results
- Result System Matrix (Short Program)
- Result System Matrix (Free Skating)
- Protocol Details



## COMPETITION SCHEDULE / CALENDRIER DES ÉPREUVES

SALT LAKE ICE CENTER

<b>Date</b>	<b>Start Time</b>	<b>Event</b>
9 Feb 2002	18:23	Pairs Short Program
11 Feb 2002	17:38	Pairs Free Skating
12 Feb 2002	17:15	Men Short Program
14 Feb 2002	17:45	Men Free Skating
15 Feb 2002	15:45	1 <sup>st</sup> Compulsory Dance
15 Feb 2002	18:12	2 <sup>nd</sup> Compulsory Dance
17 Feb 2002	17:30	Original Dance
18 Feb 2002	17:09	Free Dance
19 Feb 2002	17:15	Ladies Short Program
21 Feb 2002	17:45	Ladies Free Skating



**NUMBER OF ENTRIES BY NOC / NOMBRE DE PARTICIPANT(E)S PAR CNO**

SALT LAKE ICE CENTER

<b>NOC</b>		<b>LADIES</b>	<b>MEN</b>	<b>PAIRS</b>	<b>ICE DANCING</b>	<b>TOTAL SKATERS</b>
Armenia	ARM	1		1		3
Australia	AUS	1	1			2
Azerbaijan	AZE		1		1	3
Belgium	BEL		1			1
Belarus	BLR	1	1			2
Bulgaria	BUL		1		1	3
Canada	CAN	1	2	3	2	13
China	CHN		3	3	1	11
Croatia	CRO	1				1
Czech Republic	CZE			1	1	4
Estonia	EST		1			1
Finland	FIN	1				1
France	FRA	2	2		2	8
Great Britain	GBR				1	2
Georgia	GEO		1			1
Germany	GER			1	1	4
Hungary	HUN	1	1			2
Israel	ISR				2	4
Italy	ITA	2	1	1	2	9
Japan	JPN	2	2			4
Korea	KOR	1	1		1	4
Lithuania	LTU				1	2
Poland	POL			1	1	4
Romania	ROM	1	1			2
Russian Federation	RUS	3	3	3	2	16
Slovenia	SLO	1				1
Switzerland	SUI	1	1		1	4
Slovakia	SVK	1		1		3
Ukraine	UKR	2	1	2	2	11
United States of America	USA	3	3	2	2	14
Uzbekistan	UZB	1	1	1		4
<b>Total</b>		<b>27</b>	<b>29</b>	<b>20</b>	<b>24</b>	<b>144</b>



## COMPETITION OFFICIALS / OFFICIELS DE LA COMPÉTITION

SALT LAKE ICE CENTER

As of 29 Jan 2002 / En date du 29 Jan 2002

ISU Technical Delegate	FERGUSON Claire	International Skating Union (ISU)
	HISANAGA Katsuichiro	International Skating Union (ISU)
	HISEY Joyce	International Skating Union (ISU)
Referee	GORSHKOV Alexandr	International Skating Union (ISU)
	LINDGREN Britta	International Skating Union (ISU)
	PFENNING Ronald	International Skating Union (ISU)
	STAPLEFORD Sally-Anne	International Skating Union (ISU)
Assistant Referee	FOSTER Charles	International Skating Union (ISU)
	HIRAMATSU Junko	International Skating Union (ISU)
	LAKERNIK Alexander	International Skating Union (ISU)
	SHAW Ann	International Skating Union (ISU)
Judge	ABSALIAMOVA Irina	International Skating Union (ISU)
	ALLEN Janet	International Skating Union (ISU)
	ALPERN Katalin	International Skating Union (ISU)
	BALKOV Yuri	International Skating Union (ISU)
	BELLU Nicolae	International Skating Union (ISU)
	BLANGSTED Ingelise	International Skating Union (ISU)
	BOGDANOVA Evgenia	International Skating Union (ISU)
	BRENNAN Lucy	International Skating Union (ISU)
	DANILENKO Tatiana	International Skating Union (ISU)
	FUJIMORI Mieko	International Skating Union (ISU)
	GASIOROWSKA Eugenia	International Skating Union (ISU)
	GORDON-POLTORAK Halina	International Skating Union (ISU)
	HRACHOVCOVA Maria	International Skating Union (ISU)
	INMAN Joseph	International Skating Union (ISU)
	ISLAM Deborah	International Skating Union (ISU)
	KARNOLSKA Evgenia	International Skating Union (ISU)
	KLIUSHNIKOV Yury	International Skating Union (ISU)
	KOSONEN Merja	International Skating Union (ISU)
	KRICK Sissy	International Skating Union (ISU)
	LANGTON Wendy	International Skating Union (ISU)
	LAVOIE Benoit	International Skating Union (ISU)
	LE GOUGNE Marie Reine	International Skating Union (ISU)
	LESKINEN Pekka	International Skating Union (ISU)
	NECHKINA Irina	International Skating Union (ISU)
	PENCHEV Alexander	International Skating Union (ISU)
	PETUKHOV Vladislav	International Skating Union (ISU)
	PIZZOCARI Paolo	International Skating Union (ISU)
	PORTOVA Jarmila	International Skating Union (ISU)
	SANAIA Marina	International Skating Union (ISU)
	SHEKHOVTSEVA Alla	International Skating Union (ISU)
SIEROCKA Anna	International Skating Union (ISU)	
SUGITA Hideo	International Skating Union (ISU)	
WALDECK Volker	International Skating Union (ISU)	
WEHINGER Roland	International Skating Union (ISU)	
WOLTER Ingrid Charlotte	International Skating Union (ISU)	
YANG Jiasheng	International Skating Union (ISU)	
ZUCCARO Walter	International Skating Union (ISU)	



## MEDALISTS BY EVENT / MÉDAILLÉS PAR ÉPREUVE

Salt Lake Ice Center

AS OF 21 FEB 2002 / JUSQU'À 21 FEV 2002

Event	Date	Medal	Name	NOC
Pairs	11 Feb 2002	Gold	BEREZHNAYA Elena / SIKHARULIDZE Anton	Russia
		Gold	SALE Jamie / PELLETIER David	Canada
		Bronze	SHEN Xue / ZHAO Hongbo	China
Men	14 Feb 2002	Gold	YAGUDIN Alexei	Russia
		Silver	PLUSHENKO Evgeni	Russia
		Bronze	GOEBEL Timothy	U.S.A.
Ice Dancing	18 Feb 2002	Gold	ANISSINA Marina / PEIZERAT Gwendal	France
		Silver	LOBACHEVA Irina / AVERBUKH Ilia	Russia
		Bronze	FUSAR POLI Barbara / MARGAGLIO Maurizio	Italy
Ladies	21 Feb 2002	Gold	HUGHES Sarah	U.S.A.
		Silver	SLUTSKAYA Irina	Russia
		Bronze	KWAN Michelle	U.S.A.

Completed Events	Events still to be held
Pairs Men Ice Dancing Ladies	



## FIGURE SKATING MEDAL STANDINGS / CLASSEMENT PAR MÉDAILLES

Salt Lake Ice Center  
AS OF 21 FEB 2002 / JUSQU'À 21 FEV 2002

Rank	NOC	NOC Code	Men				Ladies				Pairs				Ice Dancing		
			Gold	Silver	Bronze	Total	Gold	Silver	Bronze	Total	Gold	Silver	Bronze	Total	Gold	Silver	Bronze
1	Russia	RUS	1	1		2		1		1	1			1		1	
2	U.S.A.	USA			1	1	1		1								
3	Canada	CAN								1				1			
3	France	FRA												1			
4	Italy	ITA															1
4	China	CHN											1				
	<b>Total</b>		<b>1</b>	<b>1</b>	<b>1</b>	<b>3</b>	<b>1</b>	<b>1</b>	<b>1</b>	<b>3</b>	<b>2</b>		<b>1</b>	<b>3</b>	<b>1</b>	<b>1</b>	<b>1</b>

Completed Events	Events still to be held
Pairs	
Men	
Ice Dancing	
Ladies	





PAIRS  
COUPLES

Salt Lake Ice Center

<b>Salt Lake Ice Center</b>	09 Feb 2002	18:23:00	Short Program
	11 Feb 2002	17:37:30	Free Skating

Size of Skating Area	:	30m*60m
Ice Conditions	:	very good
Number of Entries	:	20
Number of Participants	:	20

Referee	:	Mr. Ronald PFENNING	ISU
Assistant Referee	:	Mr. Alexander LAKERNIK	ISU
Panel of Judges			
Judge 1	:	Mrs. Marina SANAIA	ISU
Judge 2	:	Mr. Jiasheng YANG	ISU
Judge 3	:	Mrs. Lucy BRENNAN	ISU
Judge 4	:	Miss Marie Reine LE GOUGNE	ISU
Judge 5	:	Mrs. Anna SIEROCKA	ISU
Judge 6	:	Mr. Benoit LAVOIE	ISU
Judge 7	:	Mr. Vladislav PETUKHOV	ISU
Judge 8	:	Mrs. Sissy KRICK	ISU
Judge 9	:	Mr. Hideo SUGITA	ISU
Substitute Judge	:	Mrs. Jarmila PORTOVA	ISU

Withdrawn	:	
-----------	---	--

<b>Short Program</b>		
Factor	:	0.5
Duration	:	2:40

<b>Free Skating</b>		
Factor	:	1.0
Duration	:	4:30



## MEDALISTS

### PAIRS



**Gold**  
**Elena BEREZHAYAYA / Anton SIKHARULIDZE**  
**RUS**



**Gold**  
**Jamie SALE / David PELLETIER**  
**CAN**

**Bronze**  
**SHEN Xue / ZHAO Hongbo**  
**CHN**





## RESULTS / RÉSULTATS

### PAIRS COUPLES

Salt Lake Ice Center MON 11 FEB 2002 / LUN 11 FEV 2002 START TIME / DEBUT 17:37

Rank	Name	NOC	TFP	SP	FS
1	BEREZHAYAYA Elena / SIKHARULIDZE Anton	RUS	N/A*	1	N/A*
1	SALE Jamie / PELLETIER David	CAN	N/A*	2	N/A*
3	SHEN Xue / ZHAO Hongbo	CHN	4.5	3	3
4	TOTMIANINA Tatiana / MARININ Maxim	RUS	6.0	4	4
5	INA Kyoko / ZIMMERMAN John	USA	7.5	5	5
6	PETROVA Maria / TIKHONOV Alexei	RUS	9.0	6	6
7	ZAGORSKA Dorota / SIUDEK Mariusz	POL	11.0	8	7
8	BERANKOVA Katerina / DLABOLA Otto	CZE	11.5	7	8
9	PANG Qing / TONG Jian	CHN	14.0	10	9
10	LARIVIERE Jacinthe / FAUSTINO Lenny	CAN	16.5	13	10
11	ZHANG Dan / ZHANG Hao	CHN	16.5	9	12
12	LANGLOIS Anabelle / ARCHETTO Patrice	CAN	18.0	14	11
13	SCOTT Tiffany / DULEBOHN Philip	USA	18.5	11	13
14	KAUTZ Mariana / JESCHKE Norman	GER	21.0	12	15
15	SAVCHENKO Aliona / MOROZOV Stanislav	UKR	22.0	16	14
16	CHUVAEVA Tatiana / PALAMARCHUK Dmitri	UKR	23.5	15	16
17	BESTANDIGOVA Olga / BESTANDIG Jozef	SVK	25.5	17	17
18	PONOMAREVA Natalia / SVIRIDOV Evgeni	UZB	27.0	18	18
19	COBISI Michela / de PRA Ruben	ITA	28.5	19	19
20	KRASILTSEVA Maria / ZNACHKOV Artem	ARM	30.0	20	20

Referee  Mr. Ronald PFENNING	Assistant Referee  Mr. Alexander LAKERNIK
---	--

\*Based on the recommendation of the ISU Council, the IOC decided to award two Gold medals.

LEGEND	
TFP	Total Factor Points
SP:	Short Program
FS:	Free Skating



**RESULT SYSTEM MATRIX / GRILLE DE POINTAGE DES RÉSULTATS**

**PAIRS SHORT PROGRAM  
COUPLES PROGRAMME COURT**

Salt Lake Ice Center SAT 9 FEB 2002 / SAM 9 FEV 2002 START TIME / DEBUT 18:23

Rank	Name	1	2	3	4	5	6	7	8	9	10	11	12	13	14	15	16	17	18	19	20	21
1	BEREZHNYAYA/SIKHARULI		(14)	(18)	(18)	(18)	(18)	(18)	(18)	(18)	(18)	(18)	(18)	(18)	(18)	(18)	(18)	(18)	(18)	(18)	(18)	(18)
2	SALE/PELLETIER	4		(18)	(18)	(18)	(18)	(18)	(18)	(18)	(18)	(18)	(18)	(18)	(18)	(18)	(18)	(18)	(18)	(18)	(18)	(18)
3	SHEN/ZHAO	0	0		(18)	(18)	(18)	(18)	(18)	(18)	(18)	(18)	(18)	(18)	(18)	(18)	(18)	(18)	(18)	(18)	(18)	(18)
4	TOTMIANINA/MARININ	0	0	0		(12)	(14)	(18)	(18)	(18)	(18)	(18)	(18)	(18)	(18)	(18)	(18)	(18)	(18)	(18)	(18)	(18)
5	INA/ZIMMERMAN	0	0	0	6		(12)	(18)	(18)	(18)	(18)	(18)	(18)	(18)	(18)	(18)	(18)	(18)	(18)	(18)	(18)	(18)
6	PETROVA/TIKHONOV	0	0	0	4	6		(18)	(18)	(18)	(18)	(18)	(18)	(18)	(18)	(18)	(18)	(18)	(18)	(18)	(18)	(18)
7	BERANKOVA/DLABOLA	0	0	0	0	0	0		(10)	(12)	(14)	(18)	(18)	(18)	(18)	(18)	(18)	(18)	(18)	(18)	(18)	(18)
8	ZAGORSKA/SIUDEK	0	0	0	0	0	0	8		(10)	(14)	(18)	(18)	(18)	(16)	(18)	(18)	(18)	(18)	(18)	(18)	(18)
9	ZHANG/ZHANG	0	0	0	0	0	0	6	8		(10)	(18)	(18)	(18)	(18)	(18)	(18)	(18)	(18)	(18)	(18)	(18)
10	PANG/TONG	0	0	0	0	0	0	4	4	8		(18)	(18)	(18)	(18)	(18)	(18)	(18)	(18)	(18)	(18)	(18)
11	SCOTT/DULEBOHN	0	0	0	0	0	0	0	0	0	0		(12)	(10)	(12)	(14)	(12)	(18)	(18)	(18)	(18)	(18)
12	KAUTZ/JESCHKE	0	0	0	0	0	0	0	0	0	0	6		(10)	(10)	(12)	(10)	(18)	(18)	(18)	(18)	(18)
13	LARIVIERE/FAUSTINO	0	0	0	0	0	0	0	0	0	0	8	8		(12)	8	(11)	(18)	(18)	(18)	(18)	(18)
14	LANGLOIS/ARCHETTO	0	0	0	0	0	0	0	2	0	0	6	8	6		(10)	(14)	(18)	(18)	(18)	(18)	(18)
15	CHUVAEVA/PALAMARCHUK	0	0	0	0	0	0	0	0	0	0	4	6	(10)	8		(12)	(18)	(18)	(18)	(18)	(18)
16	SAVCHENKO/MOROZOV	0	0	0	0	0	0	0	0	0	0	6	8	7	4	6		(18)	(18)	(18)	(18)	(18)
17	BESTANDIGOVA/BESTAND	0	0	0	0	0	0	0	0	0	0	0	0	0	0	0	0		(14)	(14)	(18)	(18)
18	PONOMAREVA/SVIRIDOV	0	0	0	0	0	0	0	0	0	0	0	0	0	0	0	0	4		(10)	(16)	(18)
19	COBISI/de PRA	0	0	0	0	0	0	0	0	0	0	0	0	0	0	0	0	4	8		(18)	(18)
20	KRASILTSEVA/ZNACHKOV	0	0	0	0	0	0	0	0	0	0	0	0	0	0	0	0	0	2	0		(18)

**LEGEND**

CP: Comparative points

TPIF: Total points in favor



**RESULT SYSTEM MATRIX / GRILLE DE POINTAGE DES RÉSULTATS**

**PAIRS FREE SKATING  
COUPLES STYLE LIBRE**

Salt Lake Ice Center MON 11 FEB 2002 / LUN 11 FEV 2002 START TIME / DEBUT 17:37

Rank	Name	1	2	3	4	5	6	7	8	9	10	11	12	13	14	15	16	17	18	19	20	21
1	BEREZHNYAYA/SIKHARULI		[9]	(18)	(18)	(18)	(18)	(18)	(18)	(18)	(18)	(18)	(18)	(18)	(18)	(18)	(18)	(18)	(18)	(18)	(18)	(18)
1	SALE/PELLETIER	[9]		(18)	(18)	(18)	(18)	(18)	(18)	(18)	(18)	(18)	(18)	(18)	(18)	(18)	(18)	(18)	(18)	(18)	(18)	(18)
3	SHEN/ZHAO	0	0		(18)	(18)	(18)	(18)	(18)	(18)	(18)	(18)	(18)	(18)	(18)	(18)	(18)	(18)	(18)	(18)	(18)	(18)
4	TOTMIANINA/MARININ	0	0	0		(10)	(16)	(16)	(18)	(18)	(18)	(18)	(18)	(18)	(18)	(18)	(18)	(18)	(18)	(18)	(18)	(18)
5	INA/ZIMMERMAN	0	0	0	8		(16)	(18)	(18)	(18)	(18)	(18)	(18)	(18)	(18)	(18)	(18)	(18)	(18)	(18)	(18)	(18)
6	PETROVA/TIKHONOV	0	0	0	2	2		(12)	(18)	(18)	(18)	(18)	(18)	(18)	(18)	(18)	(18)	(18)	(18)	(18)	(18)	(18)
7	ZAGORSKA/SIUDEK	0	0	0	2	0	6		(18)	(18)	(18)	(18)	(18)	(18)	(18)	(18)	(18)	(18)	(18)	(18)	(18)	(18)
8	BERANKOVA/DLABOLA	0	0	0	0	0	0	0		(14)	(18)	(18)	(18)	(18)	(18)	(18)	(18)	(18)	(18)	(18)	(18)	(18)
9	PANG/TONG	0	0	0	0	0	0	0	4		(14)	(18)	(18)	(18)	(18)	(18)	(18)	(18)	(18)	(18)	(18)	(18)
10	LARIVIERE/FAUSTINO	0	0	0	0	0	0	0	0	4		(12)	(18)	(14)	(18)	(18)	(18)	(18)	(18)	(18)	(18)	(18)
11	LANGLOIS/ARCHETTO	0	0	0	0	0	0	0	0	0	6		(16)	(16)	(18)	(18)	(18)	(18)	(18)	(18)	(18)	(18)
12	ZHANG/ZHANG	0	0	0	0	0	0	0	0	0	0	2		(12)	(18)	(18)	(18)	(18)	(18)	(18)	(18)	(18)
13	SCOTT/DULEBOHN	0	0	0	0	0	0	0	0	0	4	2	6		(14)	(16)	(18)	(18)	(18)	(18)	(18)	(18)
14	SAVCHENKO/MOROZOV	0	0	0	0	0	0	0	0	0	0	0	0	4		(12)	(18)	(18)	(18)	(18)	(18)	(18)
15	KAUTZ/JESCHKE	0	0	0	0	0	0	0	0	0	0	0	0	2	6		(18)	(18)	(18)	(18)	(18)	(18)
16	CHUVAEVA/PALAMARCHUK	0	0	0	0	0	0	0	0	0	0	0	0	0	0	0		(18)	(18)	(18)	(18)	(18)
17	BESTANDIGOVA/BESTAND	0	0	0	0	0	0	0	0	0	0	0	0	0	0	0	0		(12)	(18)	(18)	(18)
18	PONOMAREVA/SVIRIDOV	0	0	0	0	0	0	0	0	0	0	0	0	0	0	0	0	6		(14)	(18)	(18)
19	COBISI/de PRA	0	0	0	0	0	0	0	0	0	0	0	0	0	0	0	0	0	4		(18)	(18)
20	KRASILTSEVA/ZNACHKOV	0	0	0	0	0	0	0	0	0	0	0	0	0	0	0	0	0	0	0	0	0

**LEGEND**

CP: Comparative points

TPIF: Total points in favor

**NOTE:** Matrix modified to reflect the decision of the ISU Council nullifying the results of 1st and 2nd places in Free Skating.



**PROTOCOL DETAILS / RÉCAPITULATIF DÉTAILLÉ DES RÉSULTATS**

**PAIRS  
COUPLES**

Salt Lake Ice Center

Rank	Name	NOC										Points	
<b>1</b>	<b>BEREZHAYANA Elena / SIKHARULIDZE Anton</b>	<b>RUS</b>										<b>N/A*</b>	
SP	Judges	1	2	3	4	5	6	7	8	9	# 3	0.5	
	Req. Elmts. Presentat.	5.8	5.8	5.7	5.8	5.8	5.8	5.8	5.8	5.8			5.7
	Total Place Num.	11.6	11.6	11.5	11.6	11.7	11.6	11.6	11.6	11.6			11.5
1		1	1	1	1	1	2	1	2	1	38	338	
FS	Judges	1	2	3	4	5	6	7	8	9	# 18	N/A*	
	Tech. Merit Presentat.	5.8	5.8	5.7		5.7	5.7	5.8	5.8	5.7			
	Total Place Num.	11.7	11.7	11.6		11.6	11.5	11.7	11.6	11.6			
N/A*		1	1	2		1	2	1	2	2	N/A*	N/A*	

Rank	Name	NOC										Points
<b>1</b>	<b>SALE Jamie / PELLETIER David</b>	<b>CAN</b>										<b>N/A*</b>
SP	Judges	1	2	3	4	5	6	7	8	9	# 7	1.0
	Req. Elmts. Presentat.	5.7	5.7	5.6	5.7	5.8	5.8	5.7	5.8	5.6		
	Total Place Num.	11.5	11.6	11.4	11.5	11.6	11.7	11.5	11.7	11.4		
2		2	2	2	2	2	1	2	1	2	36	328
FS	Judges	1	2	3	4	5	6	7	8	9	# 19	N/A*
	Tech. Merit Presentat.	5.8	5.9	5.8		5.8	5.9	5.8	5.9	5.8		
	Total Place Num.	11.6	11.7	11.7		11.6	11.8	11.6	11.8	11.7		
N/A*		2	2	1		2	1	2	1	1	N/A*	N/A*

Rank	Name	NOC										Points
<b>3</b>	<b>SHEN Xue / ZHAO Hongbo</b>	<b>CHN</b>										<b>4,5</b>
SP	Judges	1	2	3	4	5	6	7	8	9	# 6	1.5
	Req. Elmts. Presentat.	5.7	5.8	5.6	5.7	5.7	5.7	5.6	5.7	5.6		
	Total Place Num.	11.4	11.5	11.3	11.4	11.3	11.3	11.3	11.3	11.1		
3		3	3	3	3	3	3	3	3	3	34	306
FS	Judges	1	2	3	4	5	6	7	8	9	# 20	3.0
	Tech. Merit Presentat.	5.7	5.7	5.8	5.8	5.7	5.7	5.7	5.7	5.7		
	Total Place Num.	11.4	11.5	11.6	11.5	11.4	11.4	11.5	11.4	11.4		
3		3	3	3	1	3	3	3	3	3	34	306

Rank	Name	NOC										Points
<b>4</b>	<b>TOTMIANINA Tatiana / MARININ Maxim</b>	<b>RUS</b>										<b>6,0</b>
SP	Judges	1	2	3	4	5	6	7	8	9	# 5	2.0
	Req. Elmts. Presentat.	5.6	5.6	5.4	5.6	5.6	5.6	5.6	5.4	5.4		
	Total Place Num.	11.2	11.3	10.9	11.2	11.2	11.0	11.2	10.9	10.9		
4		4	4	4	5	4	5	4	5	6	32	278
FS	Judges	1	2	3	4	5	6	7	8	9	# 17	4.0
	Tech. Merit Presentat.	5.8	5.6	5.6	5.7	5.6	5.5	5.5	5.5	5.6		
	Total Place Num.	11.4	11.2	11.2	11.3	11.2	10.9	11.2	11.0	11.3		
4		4	5	5	2	4	7	4	5	4	32	276

\* Results nullified by the ISU Council



**PROTOCOL DETAILS / RÉCAPITULATIF DÉTAILLÉ DES RÉSULTATS**

**PAIRS  
COUPLES**

Salt Lake Ice Center

Rank	Name	NOC									Points	
<b>5</b>	<b>INA Kyoko / ZIMMERMAN John</b>	<b>USA</b>									<b>7,5</b>	
SP	Judges	1	2	3	4	5	6	7	8	9	# 10	2.5
	Req. Elmts. Presentat.	5.5	5.4	5.3	5.5	5.5	5.5	5.5	5.5	5.5		
	5.7	5.6	5.6	5.6	5.6	5.6	5.6	5.7	5.6	5.5		
5	Total Place Num.	11.2	11.0	10.9	11.1	11.1	11.1	11.2	11.1	11.0	30	270
		5	6	5	6	5	4	5	4	5		
FS	Judges	1	2	3	4	5	6	7	8	9	# 13	5.0
	Tech. Merit Presentat.	5.5	5.6	5.7	5.6	5.4	5.5	5.6	5.6	5.5		
	5.7	5.7	5.8	5.6	5.6	5.7	5.6	5.7	5.7	5.7		
5	Total Place Num.	11.2	11.3	11.5	11.2	11.0	11.2	11.2	11.3	11.2	30	276
		6	4	4	3	5	4	5	4	5		

Rank	Name	NOC									Points	
<b>6</b>	<b>PETROVA Maria / TIKHONOV Alexei</b>	<b>RUS</b>									<b>9,0</b>	
SP	Judges	1	2	3	4	5	6	7	8	9	# 9	3.0
	Req. Elmts. Presentat.	5.5	5.5	5.4	5.6	5.5	5.5	5.5	5.4	5.5		
	5.6	5.5	5.4	5.7	5.5	5.4	5.6	5.4	5.6			
6	Total Place Num.	11.1	11.0	10.8	11.3	11.0	10.9	11.1	10.8	11.1	28	262
		6	5	6	4	6	6	6	6	4		
FS	Judges	1	2	3	4	5	6	7	8	9	# 14	6.0
	Tech. Merit Presentat.	5.7	5.5	5.5	5.5	5.4	5.6	5.5	5.5	5.5		
	5.6	5.5	5.4	5.5	5.5	5.4	5.6	5.4	5.6			
6	Total Place Num.	11.3	11.0	10.9	11.0	10.9	11.0	11.1	10.9	11.1	28	250
		5	7	7	4	6	5	6	6	7		

Rank	Name	NOC									Points	
<b>7</b>	<b>ZAGORSKA Dorota / SIUDEK Mariusz</b>	<b>POL</b>									<b>11,0</b>	
SP	Judges	1	2	3	4	5	6	7	8	9	# 8	4.0
	Req. Elmts. Presentat.	5.0	5.0	4.9	5.0	4.8	4.8	4.8	4.7	4.9		
	5.4	5.4	5.3	5.5	5.4	5.4	5.5	5.5	5.2	5.4		
8	Total Place Num.	10.4	10.4	10.2	10.5	10.2	10.2	10.3	9.9	10.3	24	210
		9	9	8	8	9	7	7	11	7		
FS	Judges	1	2	3	4	5	6	7	8	9	# 16	7.0
	Tech. Merit Presentat.	5.4	5.6	5.5	5.4	5.4	5.4	5.5	5.4	5.6		
	5.5	5.5	5.5	5.5	5.4	5.5	5.5	5.5	5.3	5.6		
7	Total Place Num.	10.9	11.1	11.0	10.9	10.8	10.9	11.0	10.7	11.2	26	242
		7	6	6	5	7	6	7	7	6		

Rank	Name	NOC									Points	
<b>8</b>	<b>BERANKOVA Katerina / DLABOLA Otto</b>	<b>CZE</b>									<b>11,5</b>	
SP	Judges	1	2	3	4	5	6	7	8	9	# 19	3.5
	Req. Elmts. Presentat.	5.1	5.2	4.9	5.2	5.3	5.0	4.9	5.2	5.0		
	5.4	5.3	5.1	5.3	5.4	5.1	4.9	4.9	5.4	5.1		
7	Total Place Num.	10.5	10.5	10.0	10.5	10.7	10.1	9.8	10.6	10.1	26	216
		7	7	10	7	7	8	10	7	9		
FS	Judges	1	2	3	4	5	6	7	8	9	# 15	8.0
	Tech. Merit Presentat.	5.2	5.4	5.2	5.3	5.2	5.3	5.2	5.3	5.3		
	5.4	5.5	5.3	5.4	5.4	5.4	5.4	5.4	5.3	5.5		
8	Total Place Num.	10.6	10.9	10.5	10.7	10.6	10.7	10.6	10.6	10.8	24	212
		9	8	8	7	8	8	8	8	8		



**PROTOCOL DETAILS / RÉCAPITULATIF DÉTAILLÉ DES RÉSULTATS**

**PAIRS  
COUPLES**

Salt Lake Ice Center

Rank	Name	NOC									Points	
<b>9</b>	<b>PANG Qing / TONG Jian</b>	<b>CHN</b>									<b>14,0</b>	
SP	Judges	1	2	3	4	5	6	7	8	9	# 13	5.0
	Req. Elmts. Presentat.	5.1	5.0	4.8	5.0	4.8	4.8	5.0	5.0	4.9		
10	Total	10.4	10.3	10.1	10.3	9.8	9.9	10.1	10.3	10.0	20	196
	Place Num.	8	10	9	9	10	9	8	9	10		
FS	Judges	1	2	3	4	5	6	7	8	9	# 11	9.0
	Tech. Merit Presentat.	5.4	5.5	5.3	5.4	5.2	5.3	5.3	5.4	5.2		
9	Total	10.7	10.9	10.5	10.8	10.4	10.4	10.6	10.6	10.4	22	198
	Place Num.	8	9	9	6	10	10	9	9	9		

Rank	Name	NOC									Points	
<b>10</b>	<b>LARIVIERE Jacinthe / FAUSTINO Lenny</b>	<b>CAN</b>									<b>16,5</b>	
SP	Judges	1	2	3	4	5	6	7	8	9	# 20	6.5
	Req. Elmts. Presentat.	4.7	4.9	4.6	4.6	4.5	4.4	4.5	4.4	4.6		
13	Total	9.7	10.2	9.6	9.7	9.5	9.4	9.4	9.1	9.7	12	119
	Place Num.	15	11	14	13	13	15	11	15	13		
FS	Judges	1	2	3	4	5	6	7	8	9	# 8	10.0
	Tech. Merit Presentat.	5.1	5.3	4.8	5.2	5.2	5.2	5.1	5.0	5.0		
10	Total	10.4	10.6	9.8	10.5	10.5	10.5	10.3	10.0	10.2	20	174
	Place Num.	10	10	12	8	9	9	10	11	12		

Rank	Name	NOC									Points	
<b>11</b>	<b>ZHANG Dan / ZHANG Hao</b>	<b>CHN</b>									<b>16,5</b>	
SP	Judges	1	2	3	4	5	6	7	8	9	# 18	4.5
	Req. Elmts. Presentat.	5.2	5.3	5.3	5.2	5.3	5.0	5.2	5.3	5.2		
9	Total	10.2	10.4	10.3	10.2	10.6	9.8	10.0	10.5	10.2	22	204
	Place Num.	10	8	7	10	8	10	9	8	8		
FS	Judges	1	2	3	4	5	6	7	8	9	# 12	12.0
	Tech. Merit Presentat.	5.2	5.2	5.1	5.1	5.1	5.2	5.1	5.1	5.2		
12	Total	10.3	10.1	9.8	10.0	10.1	10.1	10.0	10.0	10.2	16	140
	Place Num.	11	13	13	10	12	12	12	12	13		

Rank	Name	NOC									Points	
<b>12</b>	<b>LANGLOIS Anabelle / ARCHETTO Patrice</b>	<b>CAN</b>									<b>18,0</b>	
SP	Judges	1	2	3	4	5	6	7	8	9	# 12	7.0
	Req. Elmts. Presentat.	4.6	4.6	4.4	4.7	4.3	4.5	4.2	4.8	4.5		
14	Total	9.7	9.7	9.5	10.0	9.1	9.6	9.0	10.0	9.6	12	118
	Place Num.	16	13	15	11	16	12	14	10	14		
FS	Judges	1	2	3	4	5	6	7	8	9	# 7	11.0
	Tech. Merit Presentat.	5.0	5.0	5.1	5.2	5.1	5.1	5.0	5.2	5.1		
11	Total	10.2	10.2	10.3	10.4	10.3	10.3	10.1	10.4	10.3	18	164
	Place Num.	12	11	10	9	11	11	11	10	11		





**PROTOCOL DETAILS / RÉCAPITULATIF DÉTAILLÉ DES RÉSULTATS**

**PAIRS  
COUPLES**

Salt Lake Ice Center

Rank	Name										NOC	Points
<b>13</b>	<b>SCOTT Tiffany / DULEBOHN Philip</b>										<b>USA</b>	<b>18,5</b>
SP	Judges	1	2	3	4	5	6	7	8	9	# 11	5.5
	Req. Elmts. Presentat.	4.6	4.5	4.6	4.5	4.4	4.5	4.4	4.5	4.6		
		5.3	5.2	5.2	5.2	5.1	5.2	5.0	5.0	5.3		
11	Total	9.9	9.7	9.8	9.7	9.5	9.7	9.4	9.5	9.9	18	132
	Place Num.	12	14	13	14	14	11	12	12	12		
FS	Judges	1	2	3	4	5	6	7	8	9	# 10	13.0
	Tech. Merit Presentat.	4.9	4.9	4.9	4.9	4.7	4.8	4.6	4.8	5.0		
		5.2	5.2	5.3	5.0	5.0	5.1	4.9	5.1	5.3		
13	Total	10.1	10.1	10.2	9.9	9.7	9.9	9.5	9.9	10.3	14	132
	Place Num.	13	12	11	11	14	13	15	13	10		

Rank	Name										NOC	Points
<b>14</b>	<b>KAUTZ Mariana / JESCHKE Norman</b>										<b>GER</b>	<b>21,0</b>
SP	Judges	1	2	3	4	5	6	7	8	9	# 16	6.0
	Req. Elmts. Presentat.	4.9	4.9	4.9	4.4	4.6	4.7	4.4	4.5	4.9		
		4.9	5.1	4.9	4.7	4.7	4.8	4.4	4.7	5.0		
12	Total	9.8	10.0	9.8	9.1	9.3	9.5	8.8	9.2	9.9	16	120
	Place Num.	13	12	11	16	15	13	16	13	11		
FS	Judges	1	2	3	4	5	6	7	8	9	# 9	15.0
	Tech. Merit Presentat.	4.6	4.9	4.6	4.6	4.7	4.5	4.8	4.8	4.9		
		4.7	5.1	4.6	4.7	4.7	4.5	4.9	4.6	5.0		
15	Total	9.3	10.0	9.2	9.3	9.4	9.0	9.7	9.4	9.9	10	98
	Place Num.	15	14	15	13	15	15	13	15	14		

Rank	Name										NOC	Points
<b>15</b>	<b>SAVCHENKO Aliona / MOROZOV Stanislav</b>										<b>UKR</b>	<b>22,0</b>
SP	Judges	1	2	3	4	5	6	7	8	9	# 15	8.0
	Req. Elmts. Presentat.	4.9	4.5	4.6	4.7	4.7	4.4	4.3	4.2	4.4		
		5.1	5.0	4.8	5.0	5.1	5.0	4.6	4.7	4.8		
16	Total	10.0	9.5	9.4	9.7	9.8	9.4	8.9	8.9	9.2	8	103
	Place Num.	11	16	16	12	11	15	15	16	16		
FS	Judges	1	2	3	4	5	6	7	8	9	# 6	14.0
	Tech. Merit Presentat.	4.8	4.7	4.7	4.7	4.8	4.7	4.8	4.9	4.8		
		5.0	4.7	4.6	4.8	5.0	4.6	4.8	5.0	4.8		
14	Total	9.8	9.4	9.3	9.5	9.8	9.3	9.6	9.9	9.6	12	106
	Place Num.	14	15	14	12	13	14	14	14	15		

Rank	Name										NOC	Points
<b>16</b>	<b>CHUVAEVA Tatiana / PALAMARCHUK Dmitri</b>										<b>UKR</b>	<b>23,5</b>
SP	Judges	1	2	3	4	5	6	7	8	9	# 14	7.5
	Req. Elmts. Presentat.	4.8	4.6	4.8	4.5	4.7	4.6	4.5	4.4	4.6		
		4.9	5.0	5.0	4.8	4.9	4.9	4.8	4.8	4.9		
15	Total	9.7	9.6	9.8	9.3	9.6	9.5	9.3	9.2	9.5	12	112
	Place Num.	14	15	12	15	12	14	13	14	15		
FS	Judges	1	2	3	4	5	6	7	8	9	# 5	16.0
	Tech. Merit Presentat.	4.5	4.5	4.6	4.6	4.6	4.6	4.6	4.6	4.6		
		4.4	4.6	4.4	4.6	4.6	4.4	4.7	4.5	4.7		
16	Total	8.9	9.1	9.0	9.2	9.2	9.0	9.3	9.1	9.3	8	72
	Place Num.	16	16	16	14	16	16	16	16	16		



**PROTOCOL DETAILS / RÉCAPITULATIF DÉTAILLÉ DES RÉSULTATS**

**PAIRS  
COUPLES**

Salt Lake Ice Center

Rank	Name											NOC	Points
<b>17</b>	<b>BESTANDIGOVA Olga / BESTANDIG Jozef</b>											<b>SVK</b>	<b>25,5</b>
SP	Judges	1	2	3	4	5	6	7	8	9	# 2	8.5	
	Req. Elmts. Presentat.	3.9	4.1	3.9	4.1	4.0	3.7	3.9	3.8	3.6			
		4.4	4.5	4.4	4.5	4.5	4.1	4.4	4.3	4.1			
17	Total Place Num.	8.3	8.6	8.3	8.6	8.5	7.8	8.3	8.1	7.7	6	46	
		17	17	18	17	17	19	17	17	18			
FS	Judges	1	2	3	4	5	6	7	8	9	# 4	17.0	
	Tech. Merit Presentat.	4.0	4.3	4.3	4.3	4.1	4.2	4.0	4.1	4.3			
		4.2	4.3	4.3	4.4	4.2	4.1	4.3	4.1	4.2			
17	Total Place Num.	8.2	8.6	8.6	8.7	8.3	8.3	8.3	8.2	8.5	6	48	
		18	17	17	15	17	18	17	18	17			

Rank	Name											NOC	Points
<b>18</b>	<b>PONOMAREVA Natalia / SVIRIDOV Evgeni</b>											<b>UZB</b>	<b>27,0</b>
SP	Judges	1	2	3	4	5	6	7	8	9	# 4	9.0	
	Req. Elmts. Presentat.	3.8	3.8	4.0	3.9	3.4	3.8	3.4	3.1	2.9			
		4.3	4.3	4.5	4.5	4.3	4.3	4.1	4.0	3.9			
18	Total Place Num.	8.1	8.1	8.5	8.4	7.7	8.1	7.5	7.1	6.8	4	30	
		18	18	17	18	19	17	19	19	20			
FS	Judges	1	2	3	4	5	6	7	8	9	# 3	18.0	
	Tech. Merit Presentat.	4.1	4.3	4.1	4.2	4.1	4.3	4.0	4.2	4.0			
		4.2	4.2	4.0	4.3	4.1	4.3	4.1	4.2	3.9			
18	Total Place Num.	8.3	8.5	8.1	8.5	8.2	8.6	8.1	8.4	7.9	4	38	
		17	18	18	16	18	17	19	17	19			

Rank	Name											NOC	Points
<b>19</b>	<b>COBISI Michela / de PRA Ruben</b>											<b>ITA</b>	<b>28,5</b>
SP	Judges	1	2	3	4	5	6	7	8	9	# 1	9.5	
	Req. Elmts. Presentat.	3.6	3.7	3.6	4.0	3.5	3.8	3.6	3.4	3.6			
		4.2	4.0	4.2	4.2	4.2	4.2	4.2	4.1	4.2			
19	Total Place Num.	7.8	7.7	7.8	8.2	7.7	8.0	7.8	7.5	7.8	2	30	
		19	19	19	19	18	18	18	18	17			
FS	Judges	1	2	3	4	5	6	7	8	9	# 2	19.0	
	Tech. Merit Presentat.	4.1	4.0	4.0	4.1	3.9	3.8	4.1	4.0	4.1			
		4.1	4.1	3.9	4.2	4.0	3.7	4.2	3.9	4.1			
19	Total Place Num.	8.2	8.1	7.9	8.3	7.9	7.5	8.3	7.9	8.2	2	22	
		19	19	19	17	19	19	18	19	18			

Rank	Name											NOC	Points
<b>20</b>	<b>KRASILTSEVA Maria / ZNACHKOV Artem</b>											<b>ARM</b>	<b>30,0</b>
SP	Judges	1	2	3	4	5	6	7	8	9	# 17	10.0	
	Req. Elmts. Presentat.	3.5	3.4	3.5	3.2	3.5	3.4	3.3	3.2	3.2			
		4.0	3.9	4.0	3.8	4.0	3.8	4.0	3.8	3.7			
20	Total Place Num.	7.5	7.3	7.5	7.0	7.5	7.2	7.3	7.0	6.9	0	2	
		20	20	20	20	20	20	20	20	19			
FS	Judges	1	2	3	4	5	6	7	8	9	# 1	20.0	
	Tech. Merit Presentat.	3.9	3.9	3.8	3.8	3.9	3.7	3.9	3.9	3.9			
		3.8	3.8	3.8	3.8	3.8	3.6	4.0	3.7	3.9			
20	Total Place Num.	7.7	7.7	7.6	7.6	7.7	7.3	7.9	7.6	7.8	0	0	
		20	20	20	18	20	20	20	20	20			



MEN  
HOMMES

Salt Lake Ice Center

<b>Salt Lake Ice Center</b>	12 Feb 2002 17:15:00 14 Feb 2002 17:45:00	Short Program Free Skating
-----------------------------	--	-------------------------------

Size of Skating Area	:	30m*60m
Ice Conditions	:	very good
Number of Entries	:	29
Number of Participants	:	29

Withdrawn	:	
-----------	---	--

<b>Short Program</b>		
Factor	:	0.5
Duration	:	2:40

<b>Free Skating</b>		
Factor	:	1.0
Duration	:	4:30



## JUDGES ASSIGNMENTS / AFFECTATION DES JUGES

### MEN SHORT PROGRAM HOMMES PROGRAMME COURT

Salt Lake Ice Center TUE 12 FEB 2002 / MAR 12 FEV 2002 START TIME / DEBUT 17:15

#### Referees

Referee	Miss Sally-Anne STAPLEFORD	ISU
Assistant Referee	Mrs. Junko HIRAMATSU	ISU

#### Panel of Judges

Judge No. 1	Miss Wendy LANGTON	ISU
Judge No. 2	Mrs. Merja KOSONEN	ISU
Judge No. 3	Mrs. Janet ALLEN	ISU
Judge No. 4	Mr. Nicolae BELLU	ISU
Judge No. 5	Mr. Yury KLIUSHNIKOV	ISU
Judge No. 6	Mr. Volker WALDECK	ISU
Judge No. 7	Mr. Alexander PENCHEV	ISU
Judge No. 8	Mrs. Mieko FUJIMORI	ISU
Judge No. 9	Mrs. Evgenia BOGDANOVA	ISU

Substitute Judge



## JUDGES ASSIGNMENTS / AFFECTATION DES JUGES

### MEN FREE SKATING HOMMES STYLE LIBRE

Salt Lake Ice Center THU 14 FEB 2002 / JEU 14 FEV 2002 START TIME / DEBUT 17:45

#### Referees

Referee	Miss Sally-Anne STAPLEFORD	ISU
Assistant Referee	Mrs. Junko HIRAMATSU	ISU

#### Panel of Judges

Judge No. 1	Miss Wendy LANGTON	ISU
Judge No. 2	Mrs. Merja KOSONEN	ISU
Judge No. 3	Mrs. Janet ALLEN	ISU
Judge No. 4	Mr. Nicolae BELLU	ISU
Judge No. 5	Mr. Yury KLIUSHNIKOV	ISU
Judge No. 6	Mr. Volker WALDECK	ISU
Judge No. 7	Mr. Alexander PENCHEV	ISU
Judge No. 8	Mrs. Mieko FUJIMORI	ISU
Judge No. 9	Mrs. Evgenia BOGDANOVA	ISU
Substitute Judge	Mrs. Jarmila PORTOVA	ISU



## MEDALISTS

### MEN



**Gold**  
**Alexei YAGUDIN**  
**RUS**

**Silver**  
**Evgeni PLUSHENKO**  
**RUS**

**Bronze**  
**Timothy GOEBEL**  
**USA**

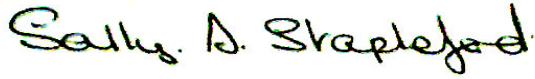



## RESULTS / RÉSULTATS

### MEN HOMMES

Salt Lake Ice Center THU 14 FEB 2002 / JEU 14 FEV 2002 START TIME / DEBUT 17:45

Rank	Name	NOC	TFP	SP	FS
1	YAGUDIN Alexei	RUS	1.5	1	1
2	PLUSHENKO Evgeni	RUS	4.0	4	2
3	GOEBEL Timothy	USA	4.5	3	3
4	HONDA Takeshi	JPN	5.0	2	4
5	ABT Alexander	RUS	7.5	5	5
6	ELDREDGE Todd	USA	10.5	9	6
7	WEISS Michael	USA	11.0	8	7
8	STOJKO Elvis	CAN	11.5	7	8
9	LI Chengjiang	CHN	12.0	6	9
10	LIU Anthony	AUS	15.0	10	10
11	DAMBIER Frederic	FRA	16.5	11	11
12	van der PERREN Kevin	BEL	19.5	13	13
13	DINEV Ivan	BUL	20.0	12	14
14	JOUBERT Brian	FRA	20.5	17	12
15	LAMBIEL Stephane	SUI	24.0	16	16
16	ZHANG Min	CHN	24.5	19	15
17	MURVANIDZE Vakhtang	GEO	26.0	18	17
18	DMITRENKO Dmitri	UKR	28.5	21	18
19	SKORNIAKOV Roman	UZB	29.0	20	19
20	LI Yunfei	CHN	30.0	14	23
21	DAVYDOV Sergei	BLR	31.5	15	24
22	TAKEUCHI Yosuke	JPN	32.0	24	20
23	CHIPER Gheorghe	ROM	32.5	23	21
24	RYLOV Sergei	AZE	33.0	22	22
Final not Reached					
25	TOTH Zoltan	HUN		25	
26	DOLFINI Angelo	ITA		26	
27	HERNITS Margus	EST		27	
28	LEE Kyu-Hyun	KOR		28	
Withdrawn					
	SANDHU Emanuel	CAN			

Referee  Miss Sally-Anne STAPLEFORD	Assistant Referee  Mrs. Junko HIRAMATSU
--	---

<b>LEGEND</b>	
TFP	Total Factor Points
SP:	Short Program
FS:	Free Skating



**RESULT SYSTEM MATRIX / GRILLE DE POINTAGE DES RÉSULTATS**

**MEN SHORT PROGRAM  
HOMMES PROGRAMME COURT**

Salt Lake Ice Center TUE 12 FEB 2002 / MAR 12 FEV 2002 START TIME / DEBUT 17:15

Rank Name	1	2	3	4	5	6	7	8	9	10	11	12	13	14	15	16	17	18	19	20	21	22	23	24	25	26		
1 YAGUDIN Alexei		(18)	(18)	(18)	(18)	(18)	(18)	(18)	(18)	(18)	(18)	(18)	(18)	(18)	(18)	(18)	(18)	(18)	(18)	(18)	(18)	(18)	(18)	(18)	(18)	(18)		
2 HONDA Takeshi	0		(10)	(18)	(16)	(18)	(18)	(18)	(18)	(18)	(18)	(18)	(18)	(18)	(18)	(18)	(18)	(18)	(18)	(18)	(18)	(18)	(18)	(18)	(18)	(18)		
3 GOEBEL Timothy	0	8		(12)	(18)	(16)	(18)	(18)	(18)	(18)	(18)	(18)	(18)	(18)	(18)	(18)	(18)	(18)	(18)	(18)	(18)	(18)	(18)	(18)	(18)	(18)		
4 PLUSHENKO Evgeni	0	0	6		(10)	(16)	(18)	(18)	(18)	(18)	(18)	(18)	(18)	(18)	(18)	(18)	(18)	(18)	(18)	(18)	(18)	(18)	(18)	(18)	(18)	(18)		
5 ABT Alexander	0	2	0	8		(10)	(16)	(18)	(18)	(18)	(18)	(18)	(18)	(18)	(18)	(18)	(18)	(18)	(18)	(18)	(18)	(18)	(18)	(18)	(18)	(18)		
6 LI Chengjiang	0	0	2	2	8		(16)	(16)	(18)	(16)	(18)	(18)	(18)	(18)	(18)	(18)	(18)	(18)	(18)	(18)	(18)	(18)	(18)	(18)	(18)	(18)		
7 STOJKO Elvis	0	0	0	0	2	2		(12)	(16)	(14)	(17)	(18)	(16)	(18)	(18)	(18)	(18)	(18)	(18)	(18)	(18)	(18)	(18)	(18)	(18)	(18)		
8 WEISS Michael	0	0	0	0	0	2	6		(12)	(12)	(16)	(18)	(16)	(18)	(18)	(18)	(18)	(18)	(18)	(18)	(18)	(18)	(18)	(18)	(18)	(18)		
9 ELDREDGE Todd	0	0	0	0	0	0	2	6		(10)	(16)	(16)	(16)	(18)	(18)	(18)	(16)	(18)	(18)	(18)	(18)	(18)	(18)	(18)	(18)	(18)		
10 LIU Anthony	0	0	0	0	0	2	4	6	8		(12)	(14)	(14)	(18)	(16)	(18)	(18)	(18)	(18)	(18)	(18)	(18)	(18)	(18)	(18)	(18)		
11 DAMBIER Frederic	0	0	0	0	0	0	1	2	2	6		(12)	(10)	(18)	(18)	(16)	(16)	(18)	(18)	(18)	(18)	(18)	(18)	(18)	(18)	(18)		
12 DINEV Ivan	0	0	0	0	0	0	0	0	2	4	6		(10)	(12)	(14)	(16)	(14)	(16)	(16)	(16)	(16)	(18)	(18)	(16)	(18)	(18)		
13 van der PERREN Kevin	0	0	0	0	0	0	2	2	2	4	8	8		(14)	(16)	(16)	(16)	(18)	(16)	(18)	(18)	(18)	(18)	(18)	(18)	(18)		
14 LI Yunfei	0	0	0	0	0	0	0	0	0	0	0	6	4		(10)	(12)	(14)	(18)	(18)	(16)	(18)	(16)	(18)	(16)	(18)	(18)		
15 DAVYDOV Sergei	0	0	0	0	0	0	0	0	0	2	0	4	2	8		(12)	(14)	(16)	(16)	(18)	(18)	(18)	(18)	(18)	(18)	(18)		
16 LAMBIEL Stephane	0	0	0	0	0	0	0	0	0	2	2	2	6	6		(10)	(14)	(12)	(15)	(18)	(18)	(16)	(16)	(16)	(18)	(18)		
17 JOUBERT Brian	0	0	0	0	0	0	0	0	2	0	2	4	2	4	4	8		(16)	(16)	(18)	(14)	(16)	(18)	(18)	(16)	(18)		
18 MURVANIDZE Vakhtang	0	0	0	0	0	0	0	0	0	0	0	2	0	0	2	4	2		(10)	(10)	(12)	(14)	(16)	(12)	(16)	(14)		
19 ZHANG Min	0	0	0	0	0	0	0	0	0	0	0	2	2	0	2	6	2	8		(10)	(12)	(14)	(14)	(16)	(14)	(16)		
20 SKORNIAKOV Roman	0	0	0	0	0	0	0	0	0	0	0	2	0	0	0	3	0	8	8		(10)	(10)	(13)	(12)	(14)	(14)		
21 DMITRENKO Dmitri	0	0	0	0	0	0	0	0	0	0	0	2	0	2	0	0	4	6	6	8		(12)	(12)	(14)	(14)	(12)		
22 RYLOV Sergei	0	0	0	0	0	0	0	0	0	0	0	0	0	0	0	2	4	4	8	6		(10)	(12)	(10)	(12)	(12)		
23 CHIPER Gheorghe	0	0	0	0	0	0	0	0	0	0	0	0	2	0	2	0	2	4	5	6	8		(10)	(12)	(12)	(12)		
24 TAKEUCHI Yosuke	0	0	0	0	0	0	0	0	0	0	0	2	0	0	2	0	6	2	6	4	6	8		(12)	(12)	(12)		
25 TOTH Zoltan	0	0	0	0	0	0	0	0	0	0	0	0	2	0	2	2	2	4	4	4	8	6	6		(11)	(11)		
26 DOLFINI Angelo	0	0	0	0	0	0	0	0	0	0	0	0	0	0	0	0	4	2	4	6	6	6	6	7		(11)		
27 HERNITS Margus	0	0	0	0	0	0	0	0	0	0	0	0	0	0	0	0	0	0	0	0	0	2	2	6	4		(11)	
28 LEE Kyu-Hyun	0	0	0	0	0	0	0	0	0	0	0	0	0	0	0	0	0	0	0	0	0	0	0	0	0	0		(11)

**LEGEND**

CP: Comparative points

TPIF: Total points in favor





**RESULT SYSTEM MATRIX / GRILLE DE POINTAGE DES RÉSULTATS**

**MEN FREE SKATING  
HOMMES STYLE LIBRE**

Salt Lake Ice Center THU 14 FEB 2002 / JEU 14 FEV 2002 START TIME / DEBUT 17:45

Rank Name	1	2	3	4	5	6	7	8	9	10	11	12	13	14	15	16	17	18	19	20	21
1 YAGUDIN Alexei		(18)	(18)	(18)	(18)	(18)	(18)	(18)	(18)	(18)	(18)	(18)	(18)	(18)	(18)	(18)	(18)	(18)	(18)	(18)	(18)
2 PLUSHENKO Evgeni	0		(18)	(18)	(18)	(18)	(18)	(18)	(18)	(18)	(18)	(18)	(18)	(18)	(18)	(18)	(18)	(18)	(18)	(18)	(18)
3 GOEBEL Timothy	0	0		(16)	(16)	(16)	(18)	(18)	(18)	(18)	(18)	(18)	(18)	(18)	(18)	(18)	(18)	(18)	(18)	(18)	(18)
4 HONDA Takeshi	0	0	2		(16)	(16)	(18)	(18)	(18)	(18)	(18)	(18)	(18)	(18)	(18)	(18)	(18)	(18)	(18)	(18)	(18)
5 ABT Alexander	0	0	2	2		(10)	(10)	(14)	(16)	(16)	(18)	(16)	(18)	(18)	(18)	(18)	(18)	(18)	(18)	(18)	(18)
6 ELDREDGE Todd	0	0	2	2	8		(10)	(12)	(18)	(18)	(18)	(18)	(18)	(18)	(18)	(18)	(18)	(18)	(18)	(18)	(18)
7 WEISS Michael	0	0	0	0	8	8		(12)	(18)	(18)	(18)	(18)	(18)	(18)	(18)	(18)	(18)	(18)	(18)	(18)	(18)
8 STOJKO Elvis	0	0	0	0	4	6	6		(18)	(18)	(18)	(18)	(18)	(18)	(18)	(18)	(18)	(18)	(18)	(18)	(18)
9 LI Chengjiang	0	0	0	0	2	0	0	0		(14)	(16)	(14)	(14)	(18)	(18)	(18)	(18)	(18)	(18)	(18)	(18)
10 LIU Anthony	0	0	0	0	2	0	0	0	4		(12)	(13)	(12)	(10)	(14)	(16)	(18)	(18)	(18)	(18)	(18)
11 DAMBIER Frederic	0	0	0	0	0	0	0	0	2	6		(10)	(12)	(12)	(16)	(18)	(18)	(18)	(18)	(18)	(18)
12 JOUBERT Brian	0	0	0	0	2	0	0	0	4	5	8		[9]	(10)	(14)	(14)	(18)	(18)	(18)	(18)	(18)
13 van der PERREN Kevin	0	0	0	0	0	0	0	0	4	6	6	[9]		(10)	(12)	(18)	(18)	(18)	(18)	(18)	(18)
14 DINEV Ivan	0	0	0	0	0	0	0	0	0	8	6	8	8		(12)	(14)	(18)	(14)	(18)	(18)	(18)
15 ZHANG Min	0	0	0	0	0	0	0	0	0	4	2	4	6	6		(12)	(16)	(12)	(16)	(18)	(18)
16 LAMBIEL Stephane	0	0	0	0	0	0	0	0	0	2	0	4	0	4	6		(12)	(16)	(16)	(18)	(18)
17 MURVANIDZE Vakhtang	0	0	0	0	0	0	0	0	0	0	0	0	0	0	2	6		(10)	(14)	(18)	(18)
18 DMITRENKO Dmitri	0	0	0	0	0	0	0	0	0	0	0	0	0	4	6	2	8		(10)	(16)	(14)
19 SKORNIAKOV Roman	0	0	0	0	0	0	0	0	0	0	0	0	0	0	2	2	4	8		(16)	(16)
20 TAKEUCHI Yosuke	0	0	0	0	0	0	0	0	0	0	0	0	0	0	0	0	0	2	2		(12)
21 CHIPER Gheorghe	0	0	0	0	0	0	0	0	0	0	0	0	0	0	0	0	0	4	2	6	
22 RYLOV Sergei	0	0	0	0	0	0	0	0	0	0	0	0	0	0	0	0	0	0	0	0	0
23 LI Yunfei	0	0	0	0	0	0	0	0	0	0	0	0	0	0	0	0	0	0	0	0	4
24 DAVYDOV Sergei	0	0	0	0	0	0	0	0	0	0	0	0	0	0	0	0	0	0	0	0	0

**LEGEND**

CP: Comparative points

TPIF: Total points in favor



**PROTOCOL DETAILS / RÉCAPITULATIF DÉTAILLÉ DES RÉSULTATS**

**MEN  
HOMMES**

Salt Lake Ice Center

Rank		Name									NOC		Points
<b>1</b>		<b>YAGUDIN Alexei</b>									<b>RUS</b>		<b>1.5</b>
SP	Judges	1	2	3	4	5	6	7	8	9	# 14	0.5	
	Req. Elmts. Presentat.	5.8	5.8	5.7	5.8	5.9	5.8	5.8	5.8	5.8			5.8
1	Total	11.6	11.6	11.5	11.7	11.7	11.7	11.7	11.6	11.7	54	486	
	Place Num.	1	1	1	1	1	1	1	1	1			
FS	Judges	1	2	3	4	5	6	7	8	9	# 24	1.0	
	Tech. Merit Presentat.	5.9	5.9	5.9	5.9	5.9	5.9	5.9	5.9	5.9			
1	Total	11.8	11.8	11.9	11.9	11.8	11.9	11.8	11.8	11.9	46	414	
	Place Num.	1	1	1	1	1	1	1	1	1			

Rank		Name									NOC		Points
<b>2</b>		<b>PLUSHENKO Evgeni</b>									<b>RUS</b>		<b>4.0</b>
SP	Judges	1	2	3	4	5	6	7	8	9	# 18	2.0	
	Req. Elmts. Presentat.	5.3	5.4	5.3	5.4	5.4	5.4	5.5	5.3	5.5			
4	Total	10.9	11.3	11.1	11.1	11.3	11.2	11.3	11.1	11.4	48	428	
	Place Num.	5	3	5	5	3	4	5	5	3			
FS	Judges	1	2	3	4	5	6	7	8	9	# 21	2.0	
	Tech. Merit Presentat.	5.8	5.8	5.7	5.9	5.8	5.8	5.8	5.8	5.8			
2	Total	11.5	11.6	11.6	11.7	11.6	11.6	11.7	11.6	11.6	44	396	
	Place Num.	2	2	2	2	2	2	2	2	2			

Rank		Name									NOC		Points
<b>3</b>		<b>GOEBEL Timothy</b>									<b>USA</b>		<b>4.5</b>
SP	Judges	1	2	3	4	5	6	7	8	9	# 20	1.5	
	Req. Elmts. Presentat.	5.7	5.5	5.7	5.7	5.7	5.7	5.7	5.6	5.7			
3	Total	11.2	11.0	11.3	11.2	11.2	11.4	11.4	11.2	11.3	50	450	
	Place Num.	2	5	2	3	4	2	2	3	4			
FS	Judges	1	2	3	4	5	6	7	8	9	# 22	3.0	
	Tech. Merit Presentat.	5.7	5.6	5.9	5.9	5.8	5.7	5.8	5.8	5.8			
3	Total	11.1	11.0	11.6	11.6	11.5	11.4	11.5	11.5	11.3	42	372	
	Place Num.	5	4	3	3	3	3	3	3	3			

Rank		Name									NOC		Points
<b>4</b>		<b>HONDA Takeshi</b>									<b>JPN</b>		<b>5.0</b>
SP	Judges	1	2	3	4	5	6	7	8	9	# 15	1.0	
	Req. Elmts. Presentat.	5.6	5.7	5.5	5.7	5.7	5.6	5.6	5.6	5.7			
2	Total	11.2	11.4	11.2	11.4	11.4	11.2	11.3	11.3	11.4	52	458	
	Place Num.	3	2	3	2	2	3	4	2	2			
FS	Judges	1	2	3	4	5	6	7	8	9	# 20	4.0	
	Tech. Merit Presentat.	5.3	5.6	5.7	5.7	5.6	5.6	5.6	5.7	5.5			
4	Total	10.8	11.2	11.5	11.4	11.4	11.2	11.4	11.4	11.2	40	358	
	Place Num.	6	3	4	4	4	4	4	4	4			



**PROTOCOL DETAILS / RÉCAPITULATIF DÉTAILLÉ DES RÉSULTATS**

MEN  
HOMMES  
Salt Lake Ice Center

Rank	Name										NOC	Points
<b>5</b>	<b>ABT Alexander</b>										<b>RUS</b>	<b>7.5</b>
SP	Judges	1	2	3	4	5	6	7	8	9	# 24	2.5
	Req. Elmts. Presentat.	5.5	5.5	5.5	5.5	5.5	5.5	5.7	5.5	5.5		
5	Total Place Num.	11.0	10.9	11.1	11.0	11.0	11.0	11.3	11.2	11.3	46	414
		4	6	4	6	6	7	3	4	5		
FS	Judges	1	2	3	4	5	6	7	8	9	# 23	5.0
	Tech. Merit Presentat.	5.5	5.1	5.6	5.5	5.3	5.4	5.7	5.6	5.5		
5	Total Place Num.	11.2	10.6	11.4	11.1	10.8	11.0	11.4	11.3	11.1	38	320
		3	11	5	7	8	6	5	5	6		

Rank	Name										NOC	Points
<b>6</b>	<b>ELDRIDGE Todd</b>										<b>USA</b>	<b>10.5</b>
SP	Judges	1	2	3	4	5	6	7	8	9	# 25	4.5
	Req. Elmts. Presentat.	4.6	4.9	5.0	5.0	5.0	4.9	4.8	4.7	5.1		
9	Total Place Num.	10.2	10.6	10.7	10.7	10.7	10.6	10.3	10.2	10.8	38	334
		10	8	9	9	8	10	11	12	8		
FS	Judges	1	2	3	4	5	6	7	8	9	# 13	6.0
	Tech. Merit Presentat.	5.5	5.3	5.5	5.6	5.5	5.4	5.5	5.5	5.4		
6	Total Place Num.	11.1	10.8	11.3	11.2	11.2	10.9	11.0	11.1	11.1	36	322
		4	5	7	6	6	8	7	7	5		

Rank	Name										NOC	Points
<b>7</b>	<b>WEISS Michael</b>										<b>USA</b>	<b>11.0</b>
SP	Judges	1	2	3	4	5	6	7	8	9	# 1	4.0
	Req. Elmts. Presentat.	5.3	4.9	5.2	5.4	5.0	5.1	5.2	5.2	5.2		
8	Total Place Num.	10.8	10.4	10.8	10.9	10.5	10.6	10.7	10.7	10.7	40	352
		7	12	8	7	9	9	7	8	9		
FS	Judges	1	2	3	4	5	6	7	8	9	# 15	7.0
	Tech. Merit Presentat.	5.3	5.5	5.7	5.7	5.6	5.6	5.5	5.4	5.4		
7	Total Place Num.	10.7	10.8	11.4	11.3	11.3	11.1	10.9	11.0	10.9	34	316
		7	6	6	5	5	5	8	8	8		

Rank	Name										NOC	Points
<b>8</b>	<b>STOJKO Elvis</b>										<b>CAN</b>	<b>11.5</b>
SP	Judges	1	2	3	4	5	6	7	8	9	# 29	3.5
	Req. Elmts. Presentat.	5.0	5.0	5.2	5.3	5.2	5.4	4.9	5.2	5.4		
7	Total Place Num.	10.5	10.5	10.9	10.8	10.8	11.1	10.6	10.8	11.1	42	367
		9	9	7	8	7	6	9	7	6		
FS	Judges	1	2	3	4	5	6	7	8	9	# 14	8.0
	Tech. Merit Presentat.	5.4	5.3	5.5	5.5	5.4	5.6	5.6	5.6	5.5		
8	Total Place Num.	10.7	10.7	11.0	11.0	10.9	11.0	11.2	11.2	11.0	32	304
		8	7	8	8	7	7	6	6	7		



**PROTOCOL DETAILS / RÉCAPITULATIF DÉTAILLÉ DES RÉSULTATS**

**MEN  
HOMMES**

Salt Lake Ice Center

Rank	Name	NOC									Points	
<b>9</b>	<b>LI Chengjiang</b>	<b>CHN</b>									<b>12.0</b>	
SP	Judges	1	2	3	4	5	6	7	8	9	# 13	3.0
	Req. Elmts. Presentat.	5.4	5.6	5.4	5.6	5.6	5.6	5.4	5.5	5.4		
	5.4	5.5	5.6	5.6	5.5	5.5	5.2	5.4	5.5			
6	Total	10.8	11.1	11.0	11.2	11.1	11.1	10.6	10.9	10.9	44	402
	Place Num.	6	4	6	4	5	5	8	6	7		
FS	Judges	1	2	3	4	5	6	7	8	9	# 19	9.0
	Tech. Merit Presentat.	5.2	5.5	5.2	5.4	5.4	5.5	5.4	5.5	5.4		
	4.9	5.2	5.0	5.4	5.4	5.2	5.4	5.3	5.4			
9	Total	10.1	10.7	10.2	10.8	10.8	10.7	10.8	10.8	10.8	30	258
	Place Num.	10	10	13	9	9	9	9	9	9		

Rank	Name	NOC									Points	
<b>10</b>	<b>LIU Anthony</b>	<b>AUS</b>									<b>15.0</b>	
SP	Judges	1	2	3	4	5	6	7	8	9	# 11	5.0
	Req. Elmts. Presentat.	5.4	5.3	5.2	5.1	5.2	5.5	5.3	5.3	5.0		
	5.3	5.1	5.3	5.2	4.9	5.3	5.4	5.2	5.3			
10	Total	10.7	10.4	10.5	10.3	10.1	10.8	10.7	10.5	10.3	36	328
	Place Num.	8	11	12	10	13	8	6	9	11		
FS	Judges	1	2	3	4	5	6	7	8	9	# 18	10.0
	Tech. Merit Presentat.	5.0	5.4	5.5	4.9	5.2	5.4	5.0	5.3	5.3		
	5.0	5.3	5.3	4.9	5.2	5.1	5.3	5.1	5.3			
10	Total	10.0	10.7	10.8	9.8	10.4	10.5	10.3	10.4	10.6	28	227
	Place Num.	11	8	9	16	12	10	11	14	11		

Rank	Name	NOC									Points	
<b>11</b>	<b>DAMBIER Frederic</b>	<b>FRA</b>									<b>16.5</b>	
SP	Judges	1	2	3	4	5	6	7	8	9	# 26	5.5
	Req. Elmts. Presentat.	4.8	5.0	5.1	5.0	5.0	5.1	4.9	4.6	4.9		
	5.3	5.5	5.5	5.2	5.4	5.4	5.5	5.3	5.3			
11	Total	10.1	10.5	10.6	10.2	10.4	10.5	10.4	9.9	10.2	34	299
	Place Num.	12	9	11	12	10	11	10	15	12		
FS	Judges	1	2	3	4	5	6	7	8	9	# 16	11.0
	Tech. Merit Presentat.	4.6	5.2	5.1	5.3	5.1	5.2	4.9	5.1	5.1		
	5.2	5.4	5.1	5.3	5.3	5.2	5.0	5.4	5.4			
11	Total	9.8	10.6	10.2	10.6	10.4	10.4	9.9	10.5	10.5	26	220
	Place Num.	12	12	12	11	11	11	15	10	12		

Rank	Name	NOC									Points	
<b>12</b>	<b>van der PERREN Kevin</b>	<b>BEL</b>									<b>19.5</b>	
SP	Judges	1	2	3	4	5	6	7	8	9	# 27	6.5
	Req. Elmts. Presentat.	5.0	5.4	5.2	5.1	4.9	5.3	4.8	5.0	5.0		
	5.0	5.4	5.4	5.1	4.9	5.1	4.8	5.0	5.1			
13	Total	10.0	10.8	10.6	10.2	9.8	10.4	9.6	10.0	10.1	30	284
	Place Num.	13	7	10	11	15	12	15	14	13		
FS	Judges	1	2	3	4	5	6	7	8	9	# 8	13.0
	Tech. Merit Presentat.	5.1	5.2	5.2	5.3	5.3	5.0	5.1	5.2	5.2		
	5.1	5.3	5.1	5.1	5.1	5.0	5.1	5.1	5.2	5.3		
13	Total	10.2	10.5	10.3	10.4	10.4	10.0	10.2	10.4	10.5	23	209
	Place Num.	9	14	11	12	13	12	14	13	13		



**PROTOCOL DETAILS / RÉCAPITULATIF DÉTAILLÉ DES RÉSULTATS**

MEN  
HOMMES

Salt Lake Ice Center

Rank	Name										NOC	Points
<b>13</b>	<b>DINEV Ivan</b>										<b>BUL</b>	<b>20.0</b>
SP	Judges	1	2	3	4	5	6	7	8	9	# 21	6.0
	Req. Elmts. Presentat.	4.9	4.5	5.0	4.8	5.0	4.7	4.5	4.9	5.1		
		5.2	5.0	5.4	5.2	5.3	5.1	5.2	5.3	5.5		
12	Total Place Num.	10.1	9.5	10.4	10.0	10.3	9.8	9.7	10.2	10.6		32 266
FS	Judges	1	2	3	4	5	6	7	8	9	# 17	14.0
	Tech. Merit Presentat.	4.7	5.3	5.0	5.4	5.0	4.7	5.3	5.2	5.2		
		4.6	5.2	5.1	5.3	5.2	4.9	5.3	5.3	5.4		
14	Total Place Num.	9.3	10.5	10.1	10.7	10.2	9.6	10.6	10.5	10.6		20 196

Rank	Name										NOC	Points
<b>14</b>	<b>JOUBERT Brian</b>										<b>FRA</b>	<b>20.5</b>
SP	Judges	1	2	3	4	5	6	7	8	9	# 9	8.5
	Req. Elmts. Presentat.	4.3	4.9	4.7	4.2	4.6	4.7	4.2	4.8	4.7		
		4.9	5.3	5.3	4.8	4.9	5.2	5.0	5.4	5.3		
17	Total Place Num.	9.2	10.2	10.0	9.0	9.5	9.9	9.2	10.2	10.0		22 212
FS	Judges	1	2	3	4	5	6	7	8	9	# 12	12.0
	Tech. Merit Presentat.	4.9	5.4	5.3	5.0	5.4	4.8	5.1	5.2	5.2		
		4.9	5.3	5.3	4.9	5.2	5.1	5.2	5.0	5.3		
12	Total Place Num.	9.8	10.7	10.6	9.9	10.6	9.9	10.3	10.2	10.5		23 210

Rank	Name										NOC	Points
<b>15</b>	<b>LAMBIEL Stephane</b>										<b>SUI</b>	<b>24.0</b>
SP	Judges	1	2	3	4	5	6	7	8	9	# 3	8.0
	Req. Elmts. Presentat.	4.8	4.5	4.7	4.6	4.7	5.0	4.7	5.0	4.6		
		4.6	4.3	5.2	4.6	5.0	5.4	4.9	5.1	5.0		
16	Total Place Num.	9.4	8.8	9.9	9.2	9.7	10.4	9.6	10.1	9.6		24 207
FS	Judges	1	2	3	4	5	6	7	8	9	# 7	16.0
	Tech. Merit Presentat.	4.7	5.0	4.8	5.1	4.7	4.7	4.8	4.9	4.7		
		5.0	5.0	5.2	5.2	5.1	5.2	4.9	5.1	5.0		
16	Total Place Num.	9.7	10.0	10.0	10.3	9.8	9.9	9.7	10.0	9.7		16 150

Rank	Name										NOC	Points
<b>16</b>	<b>ZHANG Min</b>										<b>CHN</b>	<b>24.5</b>
SP	Judges	1	2	3	4	5	6	7	8	9	# 19	9.5
	Req. Elmts. Presentat.	4.3	4.1	4.1	4.1	4.5	4.7	4.5	4.3	4.6		
		4.8	5.1	4.9	4.8	5.0	4.9	5.3	4.7	5.2		
19	Total Place Num.	9.1	9.2	9.0	8.9	9.5	9.6	9.8	9.0	9.8		18 154
FS	Judges	1	2	3	4	5	6	7	8	9	# 4	15.0
	Tech. Merit Presentat.	4.8	5.3	5.3	5.2	5.0	5.2	5.3	5.5	5.4		
		4.4	5.3	4.9	4.8	4.9	4.5	5.0	5.0	5.1		
15	Total Place Num.	9.2	10.6	10.2	10.0	9.9	9.7	10.3	10.5	10.5		18 168



**PROTOCOL DETAILS / RÉCAPITULATIF DÉTAILLÉ DES RÉSULTATS**

MEN  
HOMMES

Salt Lake Ice Center

Rank	Name										NOC	Points
<b>17</b>	<b>MURVANIDZE Vakhtang</b>										<b>GEO</b>	<b>26.0</b>
SP	Judges	1	2	3	4	5	6	7	8	9	# 5	9.0
	Req. Elmts. Presentat.	3.6	4.6	4.4	4.5	4.4	4.6	4.2	4.1	4.2		
		4.3	4.9	5.0	5.2	5.0	5.2	4.9	5.0	5.0		
18	Total Place Num.	7.9	9.5	9.4	9.7	9.4	9.8	9.1	9.1	9.2	20	150
		26	18	19	15	21	19	20	19	20		
FS	Judges	1	2	3	4	5	6	7	8	9	# 9	17.0
	Tech. Merit Presentat.	4.4	4.8	4.7	4.6	4.9	4.8	4.8	4.9	4.9		
		4.7	4.9	4.7	4.7	5.2	4.8	4.7	5.2	4.9		
17	Total Place Num.	9.1	9.7	9.4	9.3	10.1	9.6	9.5	10.1	9.8	14	122
		18	17	18	19	15	18	18	16	16		

Rank	Name										NOC	Points
<b>18</b>	<b>DMITRENKO Dmitri</b>										<b>UKR</b>	<b>28.5</b>
SP	Judges	1	2	3	4	5	6	7	8	9	# 16	10.5
	Req. Elmts. Presentat.	4.1	4.0	4.2	3.8	4.3	4.8	4.0	4.1	4.2		
		5.3	4.8	5.0	5.0	5.2	5.2	4.9	4.9	4.9		
21	Total Place Num.	9.4	8.8	9.2	8.8	9.5	10.0	8.9	9.0	9.1	14	128
		16	25	20	23	20	16	25	21	22		
FS	Judges	1	2	3	4	5	6	7	8	9	# 3	18.0
	Tech. Merit Presentat.	4.5	4.8	4.8	4.4	4.8	4.8	4.4	4.7	4.7		
		4.9	4.8	5.0	5.0	5.1	5.0	4.4	4.9	4.9		
18	Total Place Num.	9.4	9.6	9.8	9.4	9.9	9.8	8.8	9.6	9.6	12	114
		15	18	17	18	17	15	21	19	19		

Rank	Name										NOC	Points
<b>19</b>	<b>SKORNIKOV Roman</b>										<b>UZB</b>	<b>29.0</b>
SP	Judges	1	2	3	4	5	6	7	8	9	# 8	10.0
	Req. Elmts. Presentat.	4.1	4.8	4.3	4.3	4.5	4.3	4.2	4.4	4.6		
		4.7	4.9	4.8	4.6	4.7	4.8	4.7	4.9	5.0		
20	Total Place Num.	8.8	9.7	9.1	8.9	9.2	9.1	8.9	9.3	9.6	16	130
		24	16	21	20	22	25	22	18	18		
FS	Judges	1	2	3	4	5	6	7	8	9	# 6	19.0
	Tech. Merit Presentat.	4.6	4.6	4.8	5.0	5.1	4.8	4.7	4.7	4.8		
		4.5	4.5	4.5	4.8	5.0	4.7	4.8	4.8	4.9		
19	Total Place Num.	9.1	9.1	9.3	9.8	10.1	9.5	9.5	9.5	9.7	10	102
		19	20	19	17	16	19	17	20	18		

Rank	Name										NOC	Points
<b>20</b>	<b>LI Yunfei</b>										<b>CHN</b>	<b>30.0</b>
SP	Judges	1	2	3	4	5	6	7	8	9	# 17	7.0
	Req. Elmts. Presentat.	4.5	5.1	5.3	4.9	5.0	5.1	5.0	5.0	4.9		
		4.6	5.2	5.0	4.8	4.8	5.0	4.9	4.8	5.2		
14	Total Place Num.	9.1	10.3	10.3	9.7	9.8	10.1	9.9	9.8	10.1	28	238
		20	14	14	14	14	15	12	16	14		
FS	Judges	1	2	3	4	5	6	7	8	9	# 10	23.0
	Tech. Merit Presentat.	4.0	4.4	3.9	4.0	4.3	4.6	4.0	4.0	4.0		
		4.4	4.4	3.9	4.2	4.7	4.7	4.1	4.0	4.2		
23	Total Place Num.	8.4	8.8	7.8	8.2	9.0	9.3	8.1	8.0	8.2	2	24
		21	22	24	23	23	21	23	24	23		



**PROTOCOL DETAILS / RÉCAPITULATIF DÉTAILLÉ DES RÉSULTATS**

MEN  
HOMMES

Salt Lake Ice Center

Rank	Name											NOC	Points
<b>21</b>	<b>DAVYDOV Sergei</b>											<b>BLR</b>	<b>31.5</b>
SP	Judges	1	2	3	4	5	6	7	8	9	# 2	7.5	
	Req. Elmts. Presentat.	4.9	5.3	5.1	4.6	5.0	5.1	4.5	4.6	4.8			
		4.8	5.0	5.1	5.0	5.2	5.1	4.7	4.8	5.1			
15	Total Place Num.	9.7	10.3	10.2	9.6	10.2	10.2	9.2	9.4	9.9	26	236	
		14	13	15	16	12	14	17	17	16			
FS	Judges	1	2	3	4	5	6	7	8	9	# 11	24.0	
	Tech. Merit Presentat.	3.7	4.0	4.0	3.7	4.2	3.5	3.8	4.2	3.8			
		4.6	4.3	4.2	4.4	4.9	4.2	4.0	4.4	4.1			
24	Total Place Num.	8.3	8.3	8.2	8.1	9.1	7.7	7.8	8.6	7.9	0	14	
		23	23	23	24	22	24	24	22	24			

Rank	Name											NOC	Points
<b>22</b>	<b>TAKEUCHI Yosuke</b>											<b>JPN</b>	<b>32.0</b>
SP	Judges	1	2	3	4	5	6	7	8	9	# 12	12.0	
	Req. Elmts. Presentat.	3.8	4.5	4.0	3.7	4.0	4.3	4.1	3.8	4.1			
		5.1	5.1	4.9	4.4	4.7	5.1	5.1	4.8	4.8			
24	Total Place Num.	8.9	9.6	8.9	8.1	8.7	9.4	9.2	8.6	8.9	8	94	
		23	17	24	27	25	22	19	24	24			
FS	Judges	1	2	3	4	5	6	7	8	9	# 2	20.0	
	Tech. Merit Presentat.	4.3	4.7	4.6	4.6	4.7	4.7	4.5	4.6	4.6			
		4.2	4.8	4.5	4.5	4.9	4.7	4.6	4.8	4.8			
20	Total Place Num.	8.5	9.5	9.1	9.1	9.6	9.4	9.1	9.4	9.4	8	70	
		20	19	20	21	21	20	19	21	20			

Rank	Name											NOC	Points
<b>23</b>	<b>CHIPER Gheorghe</b>											<b>ROM</b>	<b>32.5</b>
SP	Judges	1	2	3	4	5	6	7	8	9	# 10	11.5	
	Req. Elmts. Presentat.	4.2	4.3	4.0	4.3	4.3	4.0	4.3	4.0	4.3			
		5.0	4.8	4.6	4.6	4.6	4.8	4.7	4.6	4.7			
23	Total Place Num.	9.2	9.1	8.6	8.9	8.9	8.8	9.0	8.6	9.0	10	97	
		19	22	26	20	23	26	21	23	23			
FS	Judges	1	2	3	4	5	6	7	8	9	# 5	21.0	
	Tech. Merit Presentat.	4.1	4.5	4.5	4.7	4.9	4.5	4.5	4.8	4.5			
		4.3	4.4	4.4	4.6	4.8	4.5	4.4	5.0	4.5			
21	Total Place Num.	8.4	8.9	8.9	9.3	9.7	9.0	8.9	9.8	9.0	6	62	
		22	21	21	20	20	22	20	18	21			

Rank	Name											NOC	Points
<b>24</b>	<b>RYLOV Sergei</b>											<b>AZE</b>	<b>33.0</b>
SP	Judges	1	2	3	4	5	6	7	8	9	# 28	11.0	
	Req. Elmts. Presentat.	4.2	4.2	4.6	4.4	4.3	4.5	4.2	4.1	4.3			
		4.8	4.5	4.9	4.7	4.5	4.8	4.6	4.6	4.8			
22	Total Place Num.	9.0	8.7	9.5	9.1	8.8	9.3	8.8	8.7	9.1	12	104	
		22	26	18	18	24	23	26	22	21			
FS	Judges	1	2	3	4	5	6	7	8	9	# 1	22.0	
	Tech. Merit Presentat.	3.9	4.0	4.1	4.1	4.1	4.0	4.1	4.1	4.0			
		4.0	4.2	4.3	4.2	4.2	4.1	4.2	4.2	4.3			
22	Total Place Num.	7.9	8.2	8.4	8.3	8.3	8.1	8.3	8.3	8.3	4	20	
		24	24	22	22	24	23	22	23	22			



**PROTOCOL DETAILS / RÉCAPITULATIF DÉTAILLÉ DES RÉSULTATS**

**MEN  
HOMMES**

Salt Lake Ice Center

Rank	Name										NOC	Points
<b>25</b>	<b>TOTH Zoltan</b>										<b>HUN</b>	
SP	Judges	1	2	3	4	5	6	7	8	9	# 22	12.5
	Req. Elmts.	4.4	4.2	3.9	4.0	3.9	4.6	4.1	3.9	4.0		
	Presentat.	4.8	5.0	4.5	4.6	4.8	4.8	4.8	4.6	4.6		
25	Total	9.2	9.2	8.4	8.6	8.7	9.4	8.9	8.5	8.6	6	81
	Place Num.	17	20	27	26	26	21	23	25	26		

Final not Reached

Rank	Name										NOC	Points
<b>26</b>	<b>DOLFINI Angelo</b>										<b>ITA</b>	
SP	Judges	1	2	3	4	5	6	7	8	9	# 23	13.0
	Req. Elmts.	4.0	4.3	4.2	4.0	4.4	4.4	4.1	3.7	4.0		
	Presentat.	4.1	4.5	4.8	4.7	5.1	4.8	4.8	4.7	4.5		
26	Total	8.1	8.8	9.0	8.7	9.5	9.2	8.9	8.4	8.5	4	73
	Place Num.	25	24	22	25	19	24	23	26	27		

Final not Reached

Rank	Name										NOC	Points
<b>27</b>	<b>HERNITS Margus</b>										<b>EST</b>	
SP	Judges	1	2	3	4	5	6	7	8	9	# 7	13.5
	Req. Elmts.	3.6	4.2	4.1	4.2	4.2	3.9	4.1	3.9	4.1		
	Presentat.	4.0	4.4	4.7	4.5	4.4	4.5	4.7	4.4	4.7		
27	Total	7.6	8.6	8.8	8.7	8.6	8.4	8.8	8.3	8.8	2	32
	Place Num.	27	27	25	24	27	27	27	27	25		

Final not Reached

Rank	Name										NOC	Points
<b>28</b>	<b>LEE Kyu-Hyun</b>										<b>KOR</b>	
SP	Judges	1	2	3	4	5	6	7	8	9	# 4	14.0
	Req. Elmts.	3.4	3.4	3.7	3.4	3.4	3.5	3.7	3.8	3.7		
	Presentat.	3.8	3.7	3.9	4.2	3.8	4.0	4.1	4.2	4.3		
28	Total	7.2	7.1	7.6	7.6	7.2	7.5	7.8	8.0	8.0	0	0
	Place Num.	28	28	28	28	28	28	28	28	28		

Final not Reached

Rank	Name										NOC	Points
	<b>SANDHU Emanuel</b>										<b>CAN</b>	

Withdrawn

**LEGEND**

SP: Short Program

FS: Free Skating





ICE DANCING  
DANCE SUR GLACE

Salt Lake Ice Center

<b>Salt Lake Ice Center</b>	15 Feb 2002 15:45:00	1st Compulsory Dance
	15 Feb 2002 18:12:00	2nd Compulsory Dance
	17 Feb 2002 17:30:00	Original Dance
	18 Feb 2002 17:09:00	Free Dance

Size of Skating Area	:	30m*60m
Ice Conditions	:	very good
Number of Entries	:	24
Number of Participants	:	24

Withdrawn	:	
-----------	---	--

<b>1st Compulsory Dance</b>		
Factor	:	0.2
Duration	:	1:00
Name of Dance	:	Quickstep

<b>2nd Compulsory Dance</b>		
Factor	:	0.2
Duration	:	1:14
Name of Dance	:	Blues

<b>Original Dance</b>		
Factor	:	0.6
Duration	:	2:30
Name of Dance	:	Spanish Medley

<b>Free Dance</b>		
Factor	:	1.0
Duration	:	4:00



## JUDGES ASSIGNMENTS / AFFECTATION DES JUGES

ICE DANCING 1ST COMPULSORY DANCE  
DANSE SUR GLACE 1ER DANSE IMPOSÉE

Salt Lake Ice Center FRI 15 FEB 2002 / VEN 15 FEV 2002 START TIME / DEBUT 15:45

### Referees

Referee	Mr. Alexandr GORSHKOV	ISU
Assistant Referee	Mrs. Ann SHAW	ISU

### Panel of Judges

Judge No. 1	Mrs. Eugenia GASIOROWSKA	ISU
Judge No. 2	Mrs. Irina NECHKINA	ISU
Judge No. 3	Mr. Yuri BALKOV	ISU
Judge No. 4	Mrs. Ingrid Charlotte WOLTER	ISU
Judge No. 5	Mrs. Evgenia KARNOLSKA	ISU
Judge No. 6	Mrs. Alla SHEKHOVTSEVA	ISU
Judge No. 7	Mr. Roland WEHINGER	ISU
Judge No. 8	Mrs. Katalin ALPERN	ISU
Judge No. 9	Mrs. Halina GORDON-POLTORAK	ISU
Substitute Judge	Mr. Walter ZUCCARO	ISU



**JUDGES ASSIGNMENTS / AFFECTATION DES JUGES**

ICE DANCING 2ND COMPULSORY DANCE  
 DANSE SUR GLACE 2ME DANSE IMPOSÉE

Salt Lake Ice Center FRI 15 FEB 2002 / VEN 15 FEV 2002 START TIME / DEBUT 18:12

**Referees**

Referee	Mr. Alexandr GORSHKOV	ISU
Assistant Referee	Mrs. Ann SHAW	ISU

**Panel of Judges**

Judge No. 1	Mrs. Alla SHEKHOVTSEVA	ISU
Judge No. 2	Mr. Yuri BALKOV	ISU
Judge No. 3	Mr. Walter ZUCCARO	ISU
Judge No. 4	Mrs. Katalin ALPERN	ISU
Judge No. 5	Mrs. Evgenia KARNOLSKA	ISU
Judge No. 6	Mrs. Irina NECHKINA	ISU
Judge No. 7	Mrs. Halina GORDON-POLTORAK	ISU
Judge No. 8	Mr. Roland WEHINGER	ISU
Judge No. 9	Mrs. Ingrid Charlotte WOLTER	ISU
Substitute Judge	Mrs. Eugenia GASIOROWSKA	ISU



**JUDGES ASSIGNMENTS / AFFECTATION DES JUGES**

ICE DANCING ORIGINAL DANCE  
 DANSE SUR GLACE DANSE ORIGINALE

Salt Lake Ice Center SUN 17 FEB 2002 / DIM 17 FEV 2002 START TIME / DEBUT 17:30

**Referees**

Referee	Mr. Alexandr GORSHKOV	ISU
Assistant Referee	Mrs. Ann SHAW	ISU

**Panel of Judges**

Judge No. 1	Mrs. Halina GORDON-POLTORAK	ISU
Judge No. 2	Mr. Walter ZUCCARO	ISU
Judge No. 3	Mrs. Eugenia GASIOROWSKA	ISU
Judge No. 4	Mr. Roland WEHINGER	ISU
Judge No. 5	Mrs. Irina NECHKINA	ISU
Judge No. 6	Mrs. Katalin ALPERN	ISU
Judge No. 7	Mrs. Ingrid Charlotte WOLTER	ISU
Judge No. 8	Mrs. Evgenia KARNOLSKA	ISU
Judge No. 9	Mrs. Alla SHEKHOVTSEVA	ISU
Substitute Judge	Mr. Yuri BALKOV	ISU



## JUDGES ASSIGNMENTS / AFFECTATION DES JUGES

ICE DANCING FREE DANCE  
DANSE SUR GLACE DANSE LIBRE

Salt Lake Ice Center MON 18 FEB 2002 / LUN 18 FEV 2002 START TIME / DEBUT 17:09

### Referees

Referee	Mr. Alexandr GORSHKOV	ISU
Assistant Referee	Mrs. Ann SHAW	ISU

### Panel of Judges

Judge No. 1	Mrs. Alla SHEKHOVTSEVA	ISU
Judge No. 2	Mr. Roland WEHINGER	ISU
Judge No. 3	Mrs. Eugenia GASIOROWSKA	ISU
Judge No. 4	Mrs. Ingrid Charlotte WOLTER	ISU
Judge No. 5	Mr. Walter ZUCCARO	ISU
Judge No. 6	Mrs. Irina NECHKINA	ISU
Judge No. 7	Mrs. Evgenia KARNOLSKA	ISU
Judge No. 8	Mr. Yuri BALKOV	ISU
Judge No. 9	Mrs. Halina GORDON-POLTORAK	ISU
Substitute Judge	Mrs. Katalin ALPERN	ISU



## MEDALISTS

### ICE DANCING



**Gold**

**Marina ANISSINA / Gwendal PEIZERAT  
FRA**

**Silver**

**Irina LOBACHEVA / Ilia AVERBUKH  
RUS**

**Bronze**

**Barbara FUSAR POLI / Maurizio MARGAGLIO  
ITA**





## RESULTS / RÉSULTATS

### ICE DANCING DANSE SUR GLACE

Salt Lake Ice Center MON 18 FEB 2002 / LUN 18 FEV 2002 START TIME / DEBUT 17:09

Rank	Name	NOC	TFP	C1	C2	OD	FD
1	ANISSINA Marina / PEIZERAT Gwendal	FRA	2.0	1	1	1	1
2	LOBACHEVA Irina / AVERBUKH Ilia	RUS	4.0	2	2	2	2
3	FUSAR POLI Barbara / MARGAGLIO Maurizio	ITA	6.0	3	3	3	3
4	BOURNE Shae-Lynn / KRAATZ Victor	CAN	8.0	4	4	4	4
5	DROBIAZKO Margarita / VANAGAS Povilas	LTU	10.0	5	5	5	5
6	CHAIT Galit / SAKHNOVSKI Sergei	ISR	12.0	6	6	6	6
7	DENKOVA Albeno / STAVIYSKI Maxim	BUL	14.0	7	7	7	7
8	WINKLER Kati / LOHSE Rene	GER	16.0	8	8	8	8
9	GRUSHINA Elena / GONCHAROV Ruslan	UKR	19.0	10	10	10	9
10	NAVKA Tatiana / KOSTOMAROV Roman	RUS	19.0	9	9	9	10
11	LANG Naomi / TCHERNYSHEV Peter	USA	22.2	12	11	11	11
12	DUBREUIL Marie-France / LAUZON Patrice	CAN	23.8	11	12	12	12
13	NOWAK Sylwia / KOLASINSKI Sebastian	POL	26.0	13	13	13	13
14	HUGENTOBLER Eliane / HUGENTOBLER Daniel	SUI	28.4	15	15	14	14
15	HUMPHREYS Marika / BARANOV Vitali	GBR	30.4	16	16	15	15
16	DELOBEL Isabelle / SCHOENFELDER Olivier	FRA	31.2	14	14	16	16
17	FRASER Kristin / LUKANIN Igor	AZE	34.6	17	17	18	17
18	FAIELLA Federica / SCALI Massimo	ITA	35.4	18	18	17	18
19	GUDINA Natalia / BELETSKY Alexei	ISR	38.0	19	19	19	19
20	KOVALOVA Katarina / SZURMAN David	CZE	40.4	21	21	20	20
21	GOLOVINA Julia / VOIKO Oleg	UKR	43.4	22	22	21	22
22	ZHANG Weina / CAO Xianming	CHN	44.0	23	23	23	21
23	HANDRA Beata / SINEK Charles	USA	44.2	20	20	22	23
24	YANG Tae-Hwa / LEE Chuen-Gun	KOR	48.0	24	24	24	24

Referee  Mr. Alexandr GORSHKOV	Assistant Referee  Mrs. Ann SHAW
---	--

LEGEND					
TFP	Total Factor Points				
C1:	1st Compulsory Dance	Quickstep	C2:	2nd Compulsory Dance	Blues
OD:	Original Dance	Spanish Medley	FD:	Free Dance	



**RESULT SYSTEM MATRIX / GRILLE DE POINTAGE DES RÉSULTATS**

**ICE DANCING 1ST COMPULSORY DANCE  
DANSE SUR GLACE 1ER DANSE IMPOSÉE**

Salt Lake Ice Center FRI 15 FEB 2002 / VEN 15 FEV 2002 START TIME / DEBUT 15:45

Rank	Name	1	2	3	4	5	6	7	8	9	10	11	12	13	14	15	16	17	18	19	20	21
1	ANISSINA/PEIZERAT		(18)	(16)	(18)	(18)	(18)	(18)	(18)	(18)	(18)	(18)	(18)	(18)	(18)	(18)	(18)	(18)	(18)	(18)	(18)	(18)
2	LOBACHEVA/AVERBUKH	0		(12)	(16)	(18)	(18)	(18)	(18)	(18)	(18)	(18)	(18)	(18)	(18)	(18)	(18)	(18)	(18)	(18)	(18)	(18)
3	FUSAR POLI/MARGAGLIO	2	6		(16)	(16)	(18)	(18)	(18)	(18)	(18)	(18)	(18)	(18)	(18)	(18)	(18)	(18)	(18)	(18)	(18)	(18)
4	BOURNE/KRAATZ	0	2	2		(14)	(18)	(18)	(18)	(18)	(18)	(18)	(18)	(18)	(18)	(18)	(18)	(18)	(18)	(18)	(18)	(18)
5	DROBIAZKO/VANAGAS	0	0	2	4		(12)	(18)	(18)	(16)	(18)	(18)	(18)	(18)	(18)	(18)	(18)	(18)	(18)	(18)	(18)	(18)
6	CHAIT/SAKHOVSKI	0	0	0	0	6		(12)	(14)	(16)	(18)	(16)	(18)	(18)	(16)	(18)	(18)	(18)	(18)	(18)	(18)	(18)
7	DENKOVA/STAVIYSKI	0	0	0	0	0	6		(14)	(12)	(14)	(16)	(18)	(18)	(18)	(18)	(18)	(18)	(18)	(18)	(18)	(18)
8	WINKLER/LOHSE	0	0	0	0	0	4	4		(14)	(14)	(16)	(18)	(18)	(16)	(18)	(18)	(18)	(18)	(18)	(18)	(18)
9	NAVKA/KOSTOMAROV	0	0	0	0	2	2	6	4		(10)	(14)	(16)	(18)	(18)	(18)	(18)	(18)	(18)	(18)	(18)	(18)
10	GRUSHINA/GONCHAROV	0	0	0	0	0	0	4	4	8		(12)	(12)	(14)	(16)	(18)	(18)	(18)	(18)	(18)	(18)	(18)
11	DUBREUIL/LAUZON	0	0	0	0	0	2	2	2	4	6		(12)	(16)	(16)	(16)	(18)	(18)	(18)	(18)	(18)	(18)
12	LANG/TCHERNYSHEV	0	0	0	0	0	0	0	0	2	6	6		(16)	(14)	(14)	(18)	(18)	(18)	(18)	(18)	(18)
13	NOWAK/KOLASINSKI	0	0	0	0	0	0	0	0	0	4	2	2		(10)	(12)	(18)	(18)	(18)	(18)	(18)	(18)
14	DELOBEL/SCHOENFELDER	0	0	0	0	0	2	0	2	0	2	2	4	8		(12)	(18)	(18)	(18)	(18)	(18)	(18)
15	HUGENTOBLER/HUGENTOB	0	0	0	0	0	0	0	0	0	0	2	4	6	6		(18)	(18)	(18)	(18)	(16)	(18)
16	HUMPHREYS/BARANOV	0	0	0	0	0	0	0	0	0	0	0	0	0	0	0		(16)	(18)	(16)	(16)	(18)
17	FRASER/LUKANIN	0	0	0	0	0	0	0	0	0	0	0	0	0	0	0	2		(10)	(10)	(12)	(16)
18	FAIELLA/SCALI	0	0	0	0	0	0	0	0	0	0	0	0	0	0	0	0	8		(10)	(14)	(18)
19	GUDINA/BELETSKY	0	0	0	0	0	0	0	0	0	0	0	0	0	0	0	2	8	8		(12)	(18)
20	HANDRA/SINEK	0	0	0	0	0	0	0	0	0	0	0	0	0	0	2	2	6	4	6		(14)
21	KOVALOVA/SZURMAN	0	0	0	0	0	0	0	0	0	0	0	0	0	0	0	2	0	0	0	4	
22	GOLOVINA/VOIKO	0	0	0	0	0	0	0	0	0	0	0	0	0	0	0	2	2	4	2	8	
23	ZHANG/CAO	0	0	0	0	0	0	0	0	0	0	0	0	0	0	0	0	0	0	0	0	2
24	YANG/LEE	0	0	0	0	0	0	0	0	0	0	0	0	0	0	0	0	0	0	0	0	0

**LEGEND**

CP: Comparative points

TPIF: Total points in favor





**RESULT SYSTEM MATRIX / GRILLE DE POINTAGE DES RÉSULTATS**

**ICE DANCING 2ND COMPULSORY DANCE  
DANSE SUR GLACE 2ME DANSE IMPOSÉE**

Salt Lake Ice Center FRI 15 FEB 2002 / VEN 15 FEV 2002 START TIME / DEBUT 18:12

Rank	Name	1	2	3	4	5	6	7	8	9	10	11	12	13	14	15	16	17	18	19	20	21
1	ANISSINA/PEIZERAT		(18)	(16)	(18)	(18)	(18)	(18)	(18)	(18)	(18)	(18)	(18)	(18)	(18)	(18)	(18)	(18)	(18)	(18)	(18)	(18)
2	LOBACHEVA/AVERBUKH	0		(10)	(14)	(18)	(18)	(18)	(18)	(18)	(18)	(18)	(18)	(18)	(18)	(18)	(18)	(18)	(18)	(18)	(18)	(18)
3	FUSAR POLI/MARGAGLIO	2	8		(16)	(18)	(18)	(18)	(18)	(18)	(18)	(18)	(18)	(18)	(18)	(18)	(18)	(18)	(18)	(18)	(18)	(18)
4	BOURNE/KRAATZ	0	4	2		(16)	(18)	(18)	(18)	(18)	(18)	(18)	(18)	(18)	(18)	(18)	(18)	(18)	(18)	(18)	(18)	(18)
5	DROBIAZKO/VANAGAS	0	0	0	2		(12)	(18)	(18)	(18)	(18)	(18)	(18)	(18)	(18)	(18)	(18)	(18)	(18)	(18)	(18)	(18)
6	CHAIT/SAKHOVSKI	0	0	0	0	6		(14)	(16)	(16)	(18)	(16)	(16)	(18)	(18)	(18)	(18)	(18)	(18)	(18)	(18)	(18)
7	DENKOVA/STAVIYSKI	0	0	0	0	0	4		(12)	(16)	(16)	(18)	(18)	(18)	(18)	(18)	(18)	(18)	(18)	(18)	(18)	(18)
8	WINKLER/LOHSE	0	0	0	0	0	2	6		(16)	(16)	(18)	(18)	(18)	(18)	(18)	(18)	(18)	(18)	(18)	(18)	(18)
9	NAVKA/KOSTOMAROV	0	0	0	0	0	2	2	2		(12)	(16)	(14)	(18)	(18)	(18)	(18)	(18)	(18)	(18)	(18)	(18)
10	GRUSHINA/GONCHAROV	0	0	0	0	0	0	2	2	6		(12)	(12)	(14)	(18)	(18)	(18)	(18)	(18)	(18)	(18)	(18)
11	LANG/TCHERNYSHEV	0	0	0	0	0	2	0	0	2	6		(11)	(16)	(18)	(18)	(18)	(18)	(18)	(18)	(18)	(18)
12	DUBREUIL/LAUZON	0	0	0	0	0	2	0	0	4	6	7		(18)	(18)	(18)	(18)	(18)	(18)	(18)	(18)	(18)
13	NOWAK/KOLASINSKI	0	0	0	0	0	0	0	0	0	4	2	0		(16)	(16)	(16)	(18)	(18)	(18)	(18)	(18)
14	DELOBEL/SCHOENFELDER	0	0	0	0	0	0	0	0	0	0	0	0	2		(12)	(10)	(18)	(18)	(18)	(18)	(18)
15	HUGENOBLE/HUGENOB	0	0	0	0	0	0	0	0	0	0	0	0	0	6		(14)	(18)	(18)	(18)	(18)	(18)
16	HUMPHREYS/BARANOV	0	0	0	0	0	0	0	0	0	0	0	0	2	8	4		(16)	(18)	(18)	(18)	(18)
17	FRASER/LUKANIN	0	0	0	0	0	0	0	0	0	0	0	0	0	0	2			(14)	(18)	(15)	(18)
18	FAIELLA/SCALI	0	0	0	0	0	0	0	0	0	0	0	0	0	0	0	4			(14)	(18)	(18)
19	GUDINA/BELETSKY	0	0	0	0	0	0	0	0	0	0	0	0	0	0	0	0	4			(14)	(16)
20	HANDRA/SINEK	0	0	0	0	0	0	0	0	0	0	0	0	0	0	0	3	0	4			(14)
21	KOVALOVA/SZURMAN	0	0	0	0	0	0	0	0	0	0	0	0	0	0	0	0	0	0	2	4	
22	GOLOVINA/VOIKO	0	0	0	0	0	0	0	0	0	0	0	0	0	0	0	0	0	0	0	2	8
23	ZHANG/CAO	0	0	0	0	0	0	0	0	0	0	0	0	0	0	0	0	0	0	0	0	0
24	YANG/LEE	0	0	0	0	0	0	0	0	0	0	0	0	0	0	0	0	0	0	0	0	0

**LEGEND**

CP: Comparative points

TPIF: Total points in favor



**RESULT SYSTEM MATRIX / GRILLE DE POINTAGE DES RÉSULTATS**

ICE DANCING ORIGINAL DANCE  
DANSE SUR GLACE DANSE ORIGINALE

Salt Lake Ice Center SUN 17 FEB 2002 / DIM 17 FEV 2002 START TIME / DEBUT 17:30

Rank Name	1	2	3	4	5	6	7	8	9	10	11	12	13	14	15	16	17	18	19	20	21
1 ANISSINA/PEIZERAT		(16)	(18)	(18)	(18)	(18)	(18)	(18)	(18)	(18)	(18)	(18)	(18)	(18)	(18)	(18)	(18)	(18)	(18)	(18)	(18)
2 LOBACHEVA/AVERBUKH	2		(14)	(18)	(18)	(18)	(18)	(18)	(18)	(18)	(18)	(18)	(18)	(18)	(18)	(18)	(18)	(18)	(18)	(18)	(18)
3 FUSAR POLI/MARGAGLIO	0	4		(12)	(18)	(18)	(18)	(18)	(18)	(18)	(18)	(18)	(18)	(18)	(18)	(18)	(18)	(18)	(18)	(18)	(18)
4 BOURNE/KRAATZ	0	0	6		(10)	(16)	(18)	(18)	(18)	(18)	(18)	(18)	(18)	(18)	(18)	(18)	(18)	(18)	(18)	(18)	(18)
5 DROBIAZKO/VANAGAS	0	0	0	8		(12)	(18)	(18)	(18)	(18)	(18)	(18)	(18)	(18)	(18)	(18)	(18)	(18)	(18)	(18)	(18)
6 CHAIT/SAKHOVSKI	0	0	0	2	6		(16)	(16)	(16)	(18)	(18)	(18)	(18)	(18)	(18)	(18)	(18)	(18)	(18)	(18)	(18)
7 DENKOVA/STAVIYSKI	0	0	0	0	0	2		(12)	(14)	(14)	(16)	(18)	(18)	(18)	(18)	(18)	(18)	(18)	(18)	(18)	(18)
8 WINKLER/LOHSE	0	0	0	0	0	2	6		(14)	(14)	(16)	(18)	(18)	(18)	(18)	(18)	(18)	(18)	(18)	(18)	(18)
9 NAVKA/KOSTOMAROV	0	0	0	0	0	2	4	4		(12)	(16)	(18)	(18)	(18)	(18)	(18)	(18)	(18)	(18)	(18)	(18)
10 GRUSHINA/GONCHAROV	0	0	0	0	0	0	4	4	6		(10)	(12)	(14)	(16)	(18)	(18)	(18)	(18)	(18)	(18)	(18)
11 LANG/TCHERNYSHEV	0	0	0	0	0	0	2	2	2	8		(16)	(18)	(18)	(18)	(18)	(18)	(18)	(18)	(18)	(18)
12 DUBREUIL/LAUZON	0	0	0	0	0	0	0	0	0	6	2		(16)	(18)	(18)	(18)	(18)	(18)	(18)	(18)	(18)
13 NOWAK/KOLASINSKI	0	0	0	0	0	0	0	0	0	4	0	2		(14)	(18)	(18)	(18)	(18)	(18)	(18)	(18)
14 HUGENTOBLE/HUGENTOB	0	0	0	0	0	0	0	0	0	2	0	0	4		(16)	(18)	(18)	(18)	(18)	(18)	(18)
15 HUMPHREYS/BARANOV	0	0	0	0	0	0	0	0	0	0	0	0	0	2		(16)	(18)	(18)	(18)	(18)	(18)
16 DELOBEL/SCHOENFELDER	0	0	0	0	0	0	0	0	0	0	0	0	0	0	2		(12)	(18)	(18)	(18)	(18)
17 FAIELLA/SCALI	0	0	0	0	0	0	0	0	0	0	0	0	0	0	0	6		(10)	(16)	(18)	(18)
18 FRASER/LUKANIN	0	0	0	0	0	0	0	0	0	0	0	0	0	0	0	0	8		(14)	(18)	(18)
19 GUDINA/BELETSKY	0	0	0	0	0	0	0	0	0	0	0	0	0	0	0	0	2	4		(14)	(16)
20 KOVALOVA/SZURMAN	0	0	0	0	0	0	0	0	0	0	0	0	0	0	0	0	0	0	4		(14)
21 GOLOVINA/VOIKO	0	0	0	0	0	0	0	0	0	0	0	0	0	0	0	0	0	0	2	4	
22 HANDRA/SINEK	0	0	0	0	0	0	0	0	0	0	0	0	0	0	0	0	0	0	2	0	6
23 ZHANG/CAO	0	0	0	0	0	0	0	0	0	0	0	0	0	0	0	0	0	0	2	0	2
24 YANG/LEE	0	0	0	0	0	0	0	0	0	0	0	0	0	0	0	0	0	0	2	0	2

**LEGEND**

CP: Comparative points

TPIF: Total points in favor



**RESULT SYSTEM MATRIX / GRILLE DE POINTAGE DES RÉSULTATS**

**ICE DANCING FREE DANCE  
DANSE SUR GLACE DANSE LIBRE**

Salt Lake Ice Center MON 18 FEB 2002 / LUN 18 FEV 2002 START TIME / DEBUT 17:09

Rank	Name	1	2	3	4	5	6	7	8	9	10	11	12	13	14	15	16	17	18	19	20	21	
1	ANISSINA/PEIZERAT		(10)	(18)	(18)	(18)	(18)	(18)	(18)	(18)	(18)	(18)	(18)	(18)	(18)	(18)	(18)	(18)	(18)	(18)	(18)	(18)	
2	LOBACHEVA/AVERBUKH	8		(18)	(18)	(18)	(18)	(18)	(18)	(18)	(18)	(18)	(18)	(18)	(18)	(18)	(18)	(18)	(18)	(18)	(18)	(18)	
3	FUSAR POLI/MARGAGLIO	0	0		(12)	(16)	(18)	(18)	(18)	(18)	(18)	(18)	(18)	(18)	(18)	(18)	(18)	(18)	(18)	(18)	(18)	(18)	
4	BOURNE/KRAATZ	0	0	6		(10)	(18)	(18)	(18)	(18)	(18)	(18)	(18)	(18)	(18)	(18)	(18)	(18)	(18)	(18)	(18)	(18)	
5	DROBIAZKO/VANAGAS	0	0	2	8		(16)	(18)	(18)	(18)	(18)	(18)	(18)	(18)	(18)	(18)	(18)	(18)	(18)	(18)	(18)	(18)	
6	CHAIT/SAKHNOVSKI	0	0	0	0	2		(16)	(16)	(18)	(18)	(17)	(18)	(18)	(18)	(18)	(18)	(18)	(18)	(18)	(18)	(18)	
7	DENKOVA/STAVIYSKI	0	0	0	0	0	2		(14)	(18)	(18)	(18)	(18)	(18)	(18)	(18)	(18)	(18)	(18)	(18)	(18)	(18)	
8	WINKLER/LOHSE	0	0	0	0	0	2	4		(14)	(10)	(18)	(18)	(18)	(18)	(18)	(18)	(18)	(18)	(18)	(18)	(18)	
9	GRUSHINA/GONCHAROV	0	0	0	0	0	0	0	4		(10)	(12)	(16)	(18)	(18)	(18)	(18)	(18)	(18)	(18)	(18)	(18)	
10	NAVKA/KOSTOMAROV	0	0	0	0	0	0	0	8	8		(16)	(18)	(18)	(18)	(18)	(18)	(18)	(18)	(18)	(18)	(18)	
11	LANG/TCHERNYSHEV	0	0	0	0	0	1	0	0	6	2		(16)	(18)	(18)	(18)	(18)	(18)	(18)	(18)	(18)	(18)	
12	DUBREUIL/LAUZON	0	0	0	0	0	0	0	0	2	0	2		(12)	(14)	(18)	(18)	(18)	(18)	(18)	(18)	(18)	
13	NOWAK/KOLASINSKI	0	0	0	0	0	0	0	0	0	0	0	6		(12)	(18)	(18)	(18)	(18)	(18)	(18)	(18)	
14	HUGENTOBLER/HUGENTOB	0	0	0	0	0	0	0	0	0	0	0	4	6		(18)	(18)	(18)	(18)	(18)	(18)	(18)	
15	HUMPHREYS/BARANOV	0	0	0	0	0	0	0	0	0	0	0	0	0	0		(14)	(18)	(16)	(18)	(18)	(18)	
16	DELOBEL/SCHOENFELDER	0	0	0	0	0	0	0	0	0	0	0	0	0	0	4		(18)	(18)	(18)	(18)	(18)	
17	FRASER/LUKANIN	0	0	0	0	0	0	0	0	0	0	0	0	0	0	0	0		(12)	(18)	(18)	(18)	
18	FAIELLA/SCALI	0	0	0	0	0	0	0	0	0	0	0	0	0	0	2	0	6		(18)	(18)	(18)	
19	GUDINA/BELETSKY	0	0	0	0	0	0	0	0	0	0	0	0	0	0	0	0	0	0		(14)	(18)	
20	KOVALOVA/SZURMAN	0	0	0	0	0	0	0	0	0	0	0	0	0	0	0	0	0	0	4		(18)	
21	ZHANG/CAO	0	0	0	0	0	0	0	0	0	0	0	0	0	0	0	0	0	0	0	0	0	
22	GOLOVINA/VOIKO	0	0	0	0	0	0	0	0	0	0	0	0	0	0	0	0	0	0	0	0	2	8
23	HANDRA/SINEK	0	0	0	0	0	0	0	0	0	0	0	0	0	0	0	0	0	0	0	0	0	2
24	YANG/LEE	0	0	0	0	0	0	0	0	0	0	0	0	0	0	0	0	0	0	0	0	0	0

**LEGEND**

CP: Comparative points

TPIF: Total points in favor



**PROTOCOL DETAILS / RÉCAPITULATIF DÉTAILLÉ DES RÉSULTATS**

ICE DANCING  
DANCE SUR GLACE

Salt Lake Ice Center

Rank	Name	NOC									Points	
1	ANISSINA Marina / PEIZERAT Gwendal	FRA									2.0	
C1	Judges	1	2	3	4	5	6	7	8	9	# 1	0.2
	Technique	5.8	5.6	5.7	5.6	5.7	5.7	5.7	5.7	5.6		
	Timing/Exp.	5.8	5.8	5.8	5.8	5.8	5.8	5.8	5.9	5.8		
1	Total	11.6	11.4	11.5	11.4	11.5	11.5	11.5	11.6	11.4	46	412
	Place Num.	1	1	1	2	1	1	1	1	1		
C2	Judges	1	2	3	4	5	6	7	8	9	# 13	0.2
	Technique	5.7	5.8	5.6	5.7	5.8	5.8	5.7	5.8	5.7		
	Timing/Exp.	5.8	5.8	5.9	5.9	5.8	5.9	5.8	5.8	5.8		
1	Total	11.5	11.6	11.5	11.6	11.6	11.7	11.5	11.6	11.5	46	412
	Place Num.	1	1	2	1	1	1	1	1	1		
OD	Judges	1	2	3	4	5	6	7	8	9	# 21	0.6
	Composition	5.8	5.9	5.8	5.9	5.9	5.8	5.7	5.8	5.9		
	Presentat.	5.9	5.9	5.9	5.9	5.9	5.9	5.9	5.9	5.9		
1	Total	11.7	11.8	11.7	11.8	11.8	11.7	11.6	11.7	11.8	46	412
	Place Num.	2	1	1	1	1	1	1	1	1		
FD	Judges	1	2	3	4	5	6	7	8	9	# 20	1.0
	Tech. Merit	5.8	5.8	5.7	5.7	5.7	5.8	5.8	5.7	5.7		
	Presentat.	5.8	5.8	5.9	5.8	5.9	5.9	5.9	5.9	5.9		
1	Total	11.6	11.6	11.6	11.5	11.6	11.7	11.7	11.6	11.6	46	406
	Place Num.	2	2	1	2	2	1	1	1	1		

Rank	Name	NOC									Points	
2	LOBACHEVA Irina / AVERBUKH Ilia	RUS									4.0	
C1	Judges	1	2	3	4	5	6	7	8	9	# 12	0.4
	Technique	5.6	5.4	5.6	5.6	5.6	5.6	5.5	5.6	5.5		
	Timing/Exp.	5.8	5.7	5.7	5.7	5.7	5.7	5.6	5.7	5.6		
2	Total	11.4	11.1	11.3	11.3	11.3	11.3	11.1	11.3	11.1	44	388
	Place Num.	2	2	2	3	2	2	2	3	4		
C2	Judges	1	2	3	4	5	6	7	8	9	# 24	0.4
	Technique	5.6	5.7	5.5	5.6	5.7	5.6	5.6	5.6	5.7		
	Timing/Exp.	5.8	5.7	5.7	5.6	5.7	5.8	5.6	5.7	5.6		
2	Total	11.4	11.4	11.2	11.2	11.4	11.4	11.2	11.3	11.3	44	384
	Place Num.	2	3	4	3	2	2	3	2	3		
OD	Judges	1	2	3	4	5	6	7	8	9	# 22	1.2
	Composition	5.8	5.7	5.7	5.8	5.8	5.8	5.7	5.8	5.8		
	Presentat.	6.0	5.9	5.7	5.8	5.9	5.8	5.8	5.8	5.9		
2	Total	11.8	11.6	11.4	11.6	11.7	11.6	11.5	11.6	11.7	44	394
	Place Num.	1	3	3	2	2	2	2	2	2		
FD	Judges	1	2	3	4	5	6	7	8	9	# 24	2.0
	Tech. Merit	5.7	5.8	5.8	5.6	5.8	5.7	5.8	5.8	5.8		
	Presentat.	5.9	5.9	5.8	5.9	5.9	5.9	5.8	5.8	5.8		
2	Total	11.6	11.7	11.6	11.5	11.7	11.6	11.6	11.6	11.6	44	404
	Place Num.	1	1	2	1	1	2	2	2	2		



**PROTOCOL DETAILS / RÉCAPITULATIF DÉTAILLÉ DES RÉSULTATS**

ICE DANCING  
DANCE SUR GLACE

Salt Lake Ice Center

Rank	Name	NOC									Points	
<b>3</b>	<b>FUSAR POLI Barbara / MARGAGLIO Maurizio</b>	<b>ITA</b>									<b>6.0</b>	
C1	Judges	1	2	3	4	5	6	7	8	9	# 20	0.6
	Technique	5.4	5.4	5.6	5.7	5.4	5.5	5.5	5.7	5.6		
	Timing/Exp.	5.7	5.6	5.6	5.8	5.6	5.8	5.4	5.8	5.7		
	Total	11.1	11.0	11.2	11.5	11.0	11.3	10.9	11.5	11.3		
3	Place Num.	4	4	3	1	3	3	3	2	2	42	382
C2	Judges	1	2	3	4	5	6	7	8	9	# 8	0.6
	Technique	5.6	5.7	5.7	5.6	5.6	5.4	5.6	5.5	5.6		
	Timing/Exp.	5.7	5.8	5.9	5.8	5.7	5.7	5.7	5.5	5.7		
	Total	11.3	11.5	11.6	11.4	11.3	11.1	11.3	11.0	11.3		
3	Place Num.	3	2	1	2	3	3	2	3	4	42	386
OD	Judges	1	2	3	4	5	6	7	8	9	# 16	1.8
	Composition	5.7	5.8	5.7	5.7	5.6	5.7	5.6	5.6	5.6		
	Presentat.	5.8	5.9	5.8	5.8	5.8	5.8	5.8	5.8	5.8		
	Total	11.5	11.7	11.5	11.5	11.4	11.5	11.4	11.4	11.4		
3	Place Num.	3	2	2	3	4	3	3	4	4	42	376
FD	Judges	1	2	3	4	5	6	7	8	9	# 22	3.0
	Tech. Merit	5.5	5.6	5.5	5.5	5.7	5.6	5.6	5.6	5.5		
	Presentat.	5.9	5.7	5.8	5.8	5.8	5.8	5.8	5.7	5.8		
	Total	11.4	11.3	11.3	11.3	11.5	11.4	11.4	11.3	11.3		
3	Place Num.	3	3	4	4	3	3	4	4	3	42	370

Rank	Name	NOC									Points	
<b>4</b>	<b>BOURNE Shae-Lynn / KRAATZ Victor</b>	<b>CAN</b>									<b>8.0</b>	
C1	Judges	1	2	3	4	5	6	7	8	9	# 22	0.8
	Technique	5.4	5.5	5.5	5.5	5.3	5.5	5.4	5.5	5.5		
	Timing/Exp.	5.6	5.5	5.7	5.8	5.6	5.5	5.5	5.8	5.7		
	Total	11.0	11.0	11.2	11.3	10.9	11.0	10.9	11.3	11.2		
4	Place Num.	5	3	4	4	4	5	4	4	3	40	360
C2	Judges	1	2	3	4	5	6	7	8	9	# 10	0.8
	Technique	5.5	5.6	5.5	5.5	5.6	5.3	5.4	5.3	5.6		
	Timing/Exp.	5.7	5.8	5.8	5.7	5.6	5.7	5.7	5.5	5.8		
	Total	11.2	11.4	11.3	11.2	11.2	11.0	11.1	10.8	11.4		
4	Place Num.	4	4	3	4	4	4	4	5	2	40	364
OD	Judges	1	2	3	4	5	6	7	8	9	# 19	2.4
	Composition	5.6	5.5	5.6	5.3	5.7	5.6	5.6	5.7	5.7		
	Presentat.	5.6	5.8	5.6	5.6	5.8	5.8	5.7	5.8	5.8		
	Total	11.2	11.3	11.2	10.9	11.5	11.4	11.3	11.5	11.5		
4	Place Num.	5	5	5	6	3	4	4	3	3	40	356
FD	Judges	1	2	3	4	5	6	7	8	9	# 23	4.0
	Tech. Merit	5.4	5.6	5.4	5.6	5.4	5.5	5.7	5.7	5.5		
	Presentat.	5.8	5.6	5.8	5.8	5.8	5.8	5.8	5.7	5.7		
	Total	11.2	11.2	11.2	11.4	11.2	11.3	11.5	11.4	11.2		
4	Place Num.	5	5	5	3	5	4	3	3	4	40	358



**PROTOCOL DETAILS / RÉCAPITULATIF DÉTAILLÉ DES RÉSULTATS**

ICE DANCING  
DANCE SUR GLACE

Salt Lake Ice Center

Rank	Name	NOC									Points	
<b>5</b>	<b>DROBIAZKO Margarita / VANAGAS Povilas</b>	<b>LTU</b>									<b>10.0</b>	
C1	Judges	1	2	3	4	5	6	7	8	9	# 2	1.0
	Technique	5.5	5.2	5.3	5.4	5.3	5.4	5.4	5.3	5.4		
	Timing/Exp.	5.6	5.5	5.6	5.6	5.5	5.7	5.3	5.6	5.6		
	Total	11.1	10.7	10.9	11.0	10.8	11.1	10.7	10.9	11.0		
5	Place Num.	3	6	6	5	5	4	6	6	5	38	340
C2	Judges	1	2	3	4	5	6	7	8	9	# 14	1.0
	Technique	5.5	5.4	5.4	5.4	5.4	5.3	5.5	5.4	5.6		
	Timing/Exp.	5.6	5.5	5.5	5.5	5.6	5.5	5.5	5.4	5.6		
	Total	11.1	10.9	10.9	10.9	11.0	10.8	11.0	10.8	11.2		
5	Place Num.	5	6	6	6	5	5	5	4	5	38	338
OD	Judges	1	2	3	4	5	6	7	8	9	# 23	3.0
	Composition	5.6	5.6	5.6	5.6	5.5	5.5	5.6	5.5	5.6		
	Presentat.	5.7	5.8	5.7	5.7	5.7	5.6	5.6	5.7	5.6		
	Total	11.3	11.4	11.3	11.3	11.2	11.1	11.2	11.2	11.2		
5	Place Num.	4	4	4	4	6	6	5	5	6	38	344
FD	Judges	1	2	3	4	5	6	7	8	9	# 21	5.0
	Tech. Merit	5.6	5.5	5.6	5.6	5.6	5.5	5.6	5.6	5.5		
	Presentat.	5.8	5.7	5.8	5.7	5.7	5.7	5.7	5.6	5.6		
	Total	11.4	11.2	11.4	11.3	11.3	11.2	11.3	11.2	11.1		
5	Place Num.	4	4	3	5	4	5	5	6	5	38	350

Rank	Name	NOC									Points	
<b>6</b>	<b>CHAIT Galit / SAKHNOVSKI Sergei</b>	<b>ISR</b>									<b>12.0</b>	
C1	Judges	1	2	3	4	5	6	7	8	9	# 17	1.2
	Technique	5.2	5.3	5.4	5.2	5.3	5.4	5.2	5.4	5.3		
	Timing/Exp.	5.4	5.5	5.6	5.6	5.4	5.6	5.3	5.6	5.5		
	Total	10.6	10.8	11.0	10.8	10.7	11.0	10.5	11.0	10.8		
6	Place Num.	8	5	5	8	6	6	9	5	7	36	314
C2	Judges	1	2	3	4	5	6	7	8	9	# 5	1.2
	Technique	5.4	5.4	5.4	5.4	5.2	5.2	5.1	5.3	5.4		
	Timing/Exp.	5.6	5.6	5.6	5.6	5.5	5.4	5.5	5.4	5.5		
	Total	11.0	11.0	11.0	11.0	10.7	10.6	10.6	10.7	10.9		
6	Place Num.	6	5	5	5	7	6	11	6	6	36	318
OD	Judges	1	2	3	4	5	6	7	8	9	# 15	3.6
	Composition	5.4	5.4	5.2	5.4	5.6	5.5	5.3	5.4	5.5		
	Presentat.	5.6	5.7	5.5	5.6	5.7	5.7	5.6	5.6	5.7		
	Total	11.0	11.1	10.7	11.0	11.3	11.2	10.9	11.0	11.2		
6	Place Num.	6	6	9	5	5	5	6	6	5	36	326
FD	Judges	1	2	3	4	5	6	7	8	9	# 15	6.0
	Tech. Merit	5.5	5.4	5.4	5.4	5.4	5.5	5.4	5.5	5.4		
	Presentat.	5.7	5.5	5.5	5.6	5.7	5.6	5.7	5.7	5.6		
	Total	11.2	10.9	10.9	11.0	11.1	11.1	11.1	11.2	11.0		
6	Place Num.	6	6	8	6	6	6	6	5	6	36	321



**PROTOCOL DETAILS / RÉCAPITULATIF DÉTAILLÉ DES RÉSULTATS**

**ICE DANCING  
DANCE SUR GLACE**

Salt Lake Ice Center

Rank	Name	NOC									Points	
<b>7</b>	<b>DENKOVA Albena / STAVIYSKI Maxim</b>	<b>BUL</b>									<b>14.0</b>	
C1	Judges	1	2	3	4	5	6	7	8	9	# 23	1.4
	Technique	5.3	5.0	5.3	5.2	5.2	5.4	5.3	5.3	5.4		
	Timing/Exp.	5.5	5.1	5.3	5.2	5.5	5.5	5.4	5.4	5.4		
7	Total	10.8	10.1	10.6	10.4	10.7	10.9	10.7	10.7	10.8	34	296
	Place Num.	6	10	8	10	7	7	7	7	6		
C2	Judges	1	2	3	4	5	6	7	8	9	# 11	1.4
	Technique	5.3	5.2	5.3	5.3	5.3	5.0	5.4	5.3	5.1		
	Timing/Exp.	5.5	5.4	5.4	5.4	5.5	5.4	5.5	5.2	5.3		
7	Total	10.8	10.6	10.7	10.7	10.8	10.4	10.9	10.5	10.4	34	300
	Place Num.	7	8	7	8	6	8	6	7	9		
OD	Judges	1	2	3	4	5	6	7	8	9	# 17	4.2
	Composition	5.4	5.4	5.5	5.3	5.4	5.4	5.3	5.5	5.4		
	Presentat.	5.5	5.3	5.4	5.4	5.6	5.4	5.4	5.5	5.6		
7	Total	10.9	10.7	10.9	10.7	11.0	10.8	10.7	11.0	11.0	34	292
	Place Num.	7	9	7	8	7	9	9	7	7		
FD	Judges	1	2	3	4	5	6	7	8	9	# 18	7.0
	Tech. Merit	5.4	5.4	5.5	5.4	5.4	5.4	5.5	5.4	5.5		
	Presentat.	5.7	5.4	5.5	5.3	5.5	5.6	5.6	5.6	5.5		
7	Total	11.1	10.8	11.0	10.7	10.9	11.0	11.1	11.0	11.0	34	304
	Place Num.	7	7	7	8	7	7	7	7	7		

Rank	Name	NOC									Points	
<b>8</b>	<b>WINKLER Kati / LOHSE Rene</b>	<b>GER</b>									<b>16.0</b>	
C1	Judges	1	2	3	4	5	6	7	8	9	# 11	1.6
	Technique	5.3	5.2	5.2	5.3	5.3	5.3	5.2	5.2	5.3		
	Timing/Exp.	5.4	5.4	5.2	5.5	5.3	5.5	5.2	5.4	5.4		
8	Total	10.7	10.6	10.4	10.8	10.6	10.8	10.4	10.6	10.7	32	284
	Place Num.	7	7	9	7	8	10	10	8	8		
C2	Judges	1	2	3	4	5	6	7	8	9	# 23	1.6
	Technique	5.2	5.2	5.2	5.3	5.3	5.2	5.4	5.3	5.3		
	Timing/Exp.	5.6	5.3	5.5	5.5	5.3	5.3	5.4	5.1	5.4		
8	Total	10.8	10.5	10.7	10.8	10.6	10.5	10.8	10.4	10.7	32	292
	Place Num.	8	9	8	7	8	7	7	9	7		
OD	Judges	1	2	3	4	5	6	7	8	9	# 18	4.8
	Composition	5.3	5.3	5.3	5.2	5.3	5.4	5.3	5.3	5.4		
	Presentat.	5.5	5.6	5.5	5.3	5.6	5.5	5.5	5.5	5.4		
8	Total	10.8	10.9	10.8	10.5	10.9	10.9	10.8	10.8	10.8	32	286
	Place Num.	8	7	8	9	9	7	7	8	10		
FD	Judges	1	2	3	4	5	6	7	8	9	# 16	8.0
	Tech. Merit	5.3	5.2	5.4	5.3	5.3	5.3	5.3	5.4	5.4		
	Presentat.	5.6	5.4	5.6	5.5	5.5	5.6	5.5	5.5	5.5		
8	Total	10.9	10.6	11.0	10.8	10.8	10.9	10.8	10.9	10.9	32	282
	Place Num.	10	9	6	7	8	8	10	8	9		



**PROTOCOL DETAILS / RÉCAPITULATIF DÉTAILLÉ DES RÉSULTATS**

ICE DANCING  
DANCE SUR GLACE

Salt Lake Ice Center

Rank	Name										NOC	Points
<b>9</b>	<b>GRUSHINA Elena / GONCHAROV Ruslan</b>										<b>UKR</b>	<b>19.0</b>
C1	Judges	1	2	3	4	5	6	7	8	9	# 21	2.0
	Technique	5.0	5.2	5.3	5.1	5.0	5.3	5.1	5.2	4.9		
10	Timing/Exp.	5.1	5.3	5.4	5.1	5.1	5.6	5.0	5.3	4.8	28	25.0
	Total	10.1	10.5	10.7	10.2	10.1	10.9	10.1	10.5	9.7		
	Place Num.	13	8	7	12	10	8	11	9	13		
C2	Judges	1	2	3	4	5	6	7	8	9	# 9	2.0
	Technique	5.2	5.3	5.0	5.2	5.1	5.0	5.0	5.2	5.1		
10	Timing/Exp.	5.4	5.4	5.1	5.3	5.3	5.2	5.2	5.2	5.1	28	24.6
	Total	10.6	10.7	10.1	10.5	10.4	10.2	10.2	10.4	10.2		
	Place Num.	10	7	13	9	10	9	13	10	12		
OD	Judges	1	2	3	4	5	6	7	8	9	# 20	6.0
	Composition	5.0	5.4	4.9	5.2	5.5	5.3	5.0	5.2	5.3		
10	Presentat.	5.3	5.4	5.1	5.2	5.5	5.5	5.2	5.5	5.5	28	24.6
	Total	10.3	10.8	10.0	10.4	11.0	10.8	10.2	10.7	10.8		
	Place Num.	13	8	14	11	8	8	12	10	9		
FD	Judges	1	2	3	4	5	6	7	8	9	# 19	9.0
	Tech. Merit	5.5	5.3	5.1	5.1	5.3	5.4	5.3	5.3	5.2		
9	Presentat.	5.6	5.3	5.4	5.2	5.4	5.5	5.6	5.5	5.4	30	25.8
	Total	11.1	10.6	10.5	10.3	10.7	10.9	10.9	10.8	10.6		
	Place Num.	8	10	10	12	9	9	9	9	11		

Rank	Name										NOC	Points
<b>10</b>	<b>NAVKA Tatiana / KOSTOMAROV Roman</b>										<b>RUS</b>	<b>19.0</b>
C1	Judges	1	2	3	4	5	6	7	8	9	# 16	1.8
	Technique	5.2	5.0	5.1	5.3	5.0	5.4	5.4	5.1	5.1		
9	Timing/Exp.	5.2	5.2	5.2	5.4	5.2	5.4	5.4	5.3	5.2	30	27.0
	Total	10.4	10.2	10.3	10.7	10.2	10.8	10.8	10.4	10.3		
	Place Num.	10	9	10	9	9	9	5	10	10		
C2	Judges	1	2	3	4	5	6	7	8	9	# 4	1.8
	Technique	5.3	5.1	5.1	5.1	5.2	5.0	5.2	5.2	5.2		
9	Timing/Exp.	5.4	5.3	5.3	5.4	5.3	5.1	5.4	5.3	5.3	30	26.4
	Total	10.7	10.4	10.4	10.5	10.5	10.1	10.6	10.5	10.5		
	Place Num.	9	10	10	10	9	10	10	8	8		
OD	Judges	1	2	3	4	5	6	7	8	9	# 24	5.4
	Composition	5.2	5.2	5.4	5.1	5.2	5.2	5.4	5.4	5.4		
9	Presentat.	5.5	5.4	5.5	5.3	5.6	5.5	5.4	5.4	5.5	30	27.2
	Total	10.7	10.6	10.9	10.4	10.8	10.7	10.8	10.8	10.9		
	Place Num.	9	10	6	10	10	10	8	9	8		
FD	Judges	1	2	3	4	5	6	7	8	9	# 17	10.0
	Tech. Merit	5.4	5.2	5.2	5.3	5.1	5.2	5.4	5.3	5.3		
10	Presentat.	5.6	5.5	5.3	5.3	5.5	5.6	5.6	5.4	5.6	28	26.6
	Total	11.0	10.7	10.5	10.6	10.6	10.8	11.0	10.7	10.9		
	Place Num.	9	8	11	9	10	10	8	10	8		





**PROTOCOL DETAILS / RÉCAPITULATIF DÉTAILLÉ DES RÉSULTATS**

ICE DANCING  
DANCE SUR GLACE

Salt Lake Ice Center

Rank	Name										NOC	Points	
<b>11</b>	<b>LANG Naomi / TCHERNYSHEV Peter</b>										<b>USA</b>	<b>22.2</b>	
C1	Judges	1	2	3	4	5	6	7	8	9	#	4	2.4
	Technique	5.1	4.8	5.0	5.2	4.8	5.1	5.0	5.1	5.2			
	Timing/Exp.	5.4	5.2	5.2	5.1	5.1	4.9	4.8	5.0	5.0			
12	Total	10.5	10.0	10.2	10.3	9.9	10.0	9.8	10.1	10.2	#	24	220
	Place Num.	9	12	11	11	12	15	13	12	11			
C2	Judges	1	2	3	4	5	6	7	8	9	#	16	2.2
	Technique	5.2	5.1	5.1	5.1	5.0	5.0	5.3	5.1	5.1			
	Timing/Exp.	5.3	5.1	5.2	5.3	5.2	5.0	5.4	5.3	5.2			
11	Total	10.5	10.2	10.3	10.4	10.2	10.0	10.7	10.4	10.3	#	26	235
	Place Num.	11	12	12	11	12	11	8	11	10			
OD	Judges	1	2	3	4	5	6	7	8	9	#	13	6.6
	Composition	5.2	5.2	5.3	5.3	5.2	5.2	5.2	5.1	5.3			
	Presentat.	5.4	5.3	5.4	5.5	5.3	5.4	5.3	5.4	5.3			
11	Total	10.6	10.5	10.7	10.8	10.5	10.6	10.5	10.5	10.6	#	26	246
	Place Num.	10	11	10	7	11	11	11	11	11			
FD	Judges	1	2	3	4	5	6	7	8	9	#	11	11.0
	Tech. Merit	5.3	5.2	5.4	5.1	5.2	5.3	5.2	5.2	5.2			
	Presentat.	5.5	5.3	5.5	5.4	5.4	5.3	5.4	5.4	5.5			
11	Total	10.8	10.5	10.9	10.5	10.6	10.6	10.6	10.6	10.7	#	26	241
	Place Num.	11	11	8	10	11	11	12	11	10			

Rank	Name										NOC	Points	
<b>12</b>	<b>DUBREUIL Marie-France / LAUZON Patrice</b>										<b>CAN</b>	<b>23.8</b>	
C1	Judges	1	2	3	4	5	6	7	8	9	#	19	2.2
	Technique	5.1	4.9	5.0	5.4	4.9	5.1	4.7	5.1	5.2			
	Timing/Exp.	5.2	5.1	5.1	5.5	5.2	5.3	4.9	5.2	5.5			
11	Total	10.3	10.0	10.1	10.9	10.1	10.4	9.6	10.3	10.7	#	26	238
	Place Num.	11	11	12	6	11	11	15	11	9			
C2	Judges	1	2	3	4	5	6	7	8	9	#	7	2.4
	Technique	5.1	5.1	5.2	5.0	5.1	4.7	5.2	5.1	5.0			
	Timing/Exp.	5.3	5.2	5.3	5.3	5.2	5.0	5.5	5.3	5.3			
12	Total	10.4	10.3	10.5	10.3	10.3	9.7	10.7	10.4	10.3	#	24	235
	Place Num.	12	11	9	12	11	12	9	11	11			
OD	Judges	1	2	3	4	5	6	7	8	9	#	6	7.2
	Composition	5.3	5.1	5.2	4.8	5.0	5.1	5.3	5.2	5.2			
	Presentat.	5.3	5.2	5.4	5.2	5.1	5.4	5.3	5.3	5.3			
12	Total	10.6	10.3	10.6	10.0	10.1	10.5	10.6	10.5	10.5	#	24	222
	Place Num.	11	12	11	12	12	12	10	12	13			
FD	Judges	1	2	3	4	5	6	7	8	9	#	12	12.0
	Tech. Merit	5.2	5.1	5.2	5.2	5.1	5.0	5.3	5.1	5.3			
	Presentat.	5.3	5.2	5.1	5.2	5.3	5.2	5.4	5.4	5.3			
12	Total	10.5	10.3	10.3	10.4	10.4	10.2	10.7	10.5	10.6	#	24	210
	Place Num.	14	12	13	11	12	14	11	12	12			



**PROTOCOL DETAILS / RÉCAPITULATIF DÉTAILLÉ DES RÉSULTATS**

ICE DANCING  
DANCE SUR GLACE

Salt Lake Ice Center

Rank	Name	NOC									Points	
13	NOWAK Sylwia / KOLASINSKI Sebastian	POL									26.0	
C1	Judges	1	2	3	4	5	6	7	8	9	# 9	2.6
	Technique	5.0	4.7	5.0	5.1	4.9	5.0	4.8	4.7	4.8		
13	Timing/Exp.	5.2	4.8	5.0	5.0	4.9	5.1	5.0	4.9	5.0	22	192
	Total	10.2	9.5	10.0	10.1	9.8	10.1	9.8	9.6	9.8		
	Place Num.	12	15	13	13	13	14	14	14	12		
C2	Judges	1	2	3	4	5	6	7	8	9	# 21	2.6
	Technique	5.1	5.0	5.0	4.8	4.7	4.4	5.1	4.9	5.0		
13	Timing/Exp.	5.2	5.1	5.4	4.9	4.8	4.7	5.1	4.8	5.0	22	198
	Total	10.3	10.1	10.4	9.7	9.5	9.1	10.2	9.7	10.0		
	Place Num.	13	13	11	14	13	15	12	13	13		
OD	Judges	1	2	3	4	5	6	7	8	9	# 14	7.8
	Composition	5.1	5.0	5.1	5.0	4.9	5.0	5.0	5.0	5.1		
13	Presentat.	5.3	5.2	5.2	5.0	5.1	5.1	5.1	5.2	5.4	22	200
	Total	10.4	10.2	10.3	10.0	10.0	10.1	10.1	10.2	10.5		
	Place Num.	12	13	12	14	13	14	13	13	12		
FD	Judges	1	2	3	4	5	6	7	8	9	# 10	13.0
	Tech. Merit	5.2	5.0	5.1	5.1	5.0	5.0	5.0	5.2	5.1		
13	Presentat.	5.4	5.1	5.2	5.1	5.2	5.3	5.2	5.2	5.3	22	198
	Total	10.6	10.1	10.3	10.2	10.2	10.3	10.2	10.4	10.4		
	Place Num.	12	14	12	14	13	13	13	13	13		

Rank	Name	NOC									Points	
14	HUGENBLOMER Eliane / HUGENBLOMER Daniel	SUI									28.4	
C1	Judges	1	2	3	4	5	6	7	8	9	# 15	3.0
	Technique	5.0	4.8	4.9	4.6	4.8	5.1	4.9	4.7	4.8		
15	Timing/Exp.	5.0	5.0	5.1	4.8	4.8	5.1	5.0	4.8	4.7	18	178
	Total	10.0	9.8	10.0	9.4	9.6	10.2	9.9	9.5	9.5		
	Place Num.	14	14	14	15	16	12	12	15	15		
C2	Judges	1	2	3	4	5	6	7	8	9	# 3	3.0
	Technique	4.8	4.7	4.6	4.6	4.5	4.4	4.7	4.6	4.6		
15	Timing/Exp.	5.1	4.9	4.8	4.8	4.8	4.8	4.9	4.8	5.0	18	166
	Total	9.9	9.6	9.4	9.4	9.3	9.2	9.6	9.4	9.6		
	Place Num.	14	15	15	16	15	14	14	15	15		
OD	Judges	1	2	3	4	5	6	7	8	9	# 4	8.4
	Composition	4.9	4.7	5.0	4.9	4.7	4.9	4.9	5.0	5.0		
14	Presentat.	5.0	4.8	5.1	5.1	4.8	5.2	5.0	5.1	5.3	20	184
	Total	9.9	9.5	10.1	10.0	9.5	10.1	9.9	10.1	10.3		
	Place Num.	14	14	13	13	14	13	14	15	14		
FD	Judges	1	2	3	4	5	6	7	8	9	# 13	14.0
	Tech. Merit	5.1	5.0	5.1	5.0	4.9	5.2	5.1	5.1	5.0		
14	Presentat.	5.4	5.2	5.1	5.2	5.1	5.3	5.1	5.2	5.2	20	190
	Total	10.5	10.2	10.2	10.2	10.0	10.5	10.2	10.3	10.2		
	Place Num.	13	13	14	13	14	12	14	14	14		



**PROTOCOL DETAILS / RÉCAPITULATIF DÉTAILLÉ DES RÉSULTATS**

**ICE DANCING  
DANCE SUR GLACE**

Salt Lake Ice Center

Rank	Name	NOC									Points	
15	HUMPHREYS Marika / BARANOV Vitali	GBR									30.4	
C1	Judges	1	2	3	4	5	6	7	8	9	# 7	3.2
	Technique	4.8	4.4	4.8	4.2	4.6	4.7	4.5	4.5	4.4		
16	Timing/Exp.	5.0	4.9	5.0	4.5	4.9	5.0	4.5	4.8	4.7	16	138
	Total	9.8	9.3	9.8	8.7	9.5	9.7	9.0	9.3	9.1		
16	Place Num.	16	16	16	18	17	16	16	16	16	16	138
	Judges	1	2	3	4	5	6	7	8	9		
C2	Technique	4.8	4.8	4.5	4.8	4.5	4.5	4.7	4.5	4.7	# 19	3.2
	Timing/Exp.	5.0	4.7	4.8	5.0	4.7	4.5	4.8	4.6	4.9		
16	Total	9.8	9.5	9.3	9.8	9.2	9.0	9.5	9.1	9.6	16	156
	Place Num.	15	16	16	13	16	16	15	17	14		
OD	Judges	1	2	3	4	5	6	7	8	9	# 12	9.0
	Composition	4.9	4.6	4.9	4.7	4.5	4.9	4.8	4.9	4.8		
15	Presentat.	4.9	4.8	5.0	5.0	4.7	5.1	5.0	5.2	5.1	18	162
	Total	9.8	9.4	9.9	9.7	9.2	10.0	9.8	10.1	9.9		
15	Place Num.	15	15	15	15	16	15	15	14	15	18	156
	Judges	1	2	3	4	5	6	7	8	9		
FD	Tech. Merit	5.0	4.8	4.8	4.8	4.7	4.9	4.9	5.0	4.7	# 8	15.0
	Presentat.	5.1	5.0	5.0	5.0	5.0	5.2	5.1	5.2	4.9		
15	Total	10.1	9.8	9.8	9.8	9.7	10.1	10.0	10.2	9.6	18	156
	Place Num.	15	15	15	15	16	15	15	15	17		

Rank	Name	NOC									Points	
16	DELOBEL Isabelle / SCHOENFELDER Olivier	FRA									31.2	
C1	Judges	1	2	3	4	5	6	7	8	9	# 13	2.8
	Technique	4.9	4.8	4.9	5.0	4.8	5.0	5.3	4.8	4.7		
14	Timing/Exp.	5.0	5.1	5.0	5.0	5.0	5.2	5.3	4.9	4.9	20	194
	Total	9.9	9.9	9.9	10.0	9.8	10.2	10.6	9.7	9.6		
14	Place Num.	15	13	15	14	14	13	8	13	14	20	168
	Judges	1	2	3	4	5	6	7	8	9		
C2	Technique	4.7	4.8	4.7	4.7	4.6	4.6	4.6	4.7	4.6	# 1	2.8
	Timing/Exp.	5.0	5.0	4.9	4.9	4.9	4.9	4.9	4.9	4.9		
14	Total	9.7	9.8	9.6	9.6	9.5	9.5	9.5	9.6	9.5	20	168
	Place Num.	16	14	14	15	14	13	16	14	16		
OD	Judges	1	2	3	4	5	6	7	8	9	# 2	9.6
	Composition	4.4	4.4	4.6	4.4	4.5	4.4	4.6	4.6	4.7		
16	Presentat.	4.8	4.8	5.0	4.7	4.8	4.9	4.7	4.9	5.1	16	140
	Total	9.2	9.2	9.6	9.1	9.3	9.3	9.3	9.5	9.8		
16	Place Num.	17	17	16	17	15	16	16	16	16	14	16.0
	Judges	1	2	3	4	5	6	7	8	9		
FD	Tech. Merit	4.7	4.7	4.7	4.6	4.7	4.8	4.7	4.8	4.8	# 14	16.0
	Presentat.	5.2	5.0	5.0	5.1	5.2	5.2	5.2	5.3	5.2		
16	Total	9.9	9.7	9.7	9.7	9.9	10.0	9.9	10.1	10.0	16	148
	Place Num.	16	16	16	16	15	16	16	16	15		



**PROTOCOL DETAILS / RÉCAPITULATIF DÉTAILLÉ DES RÉSULTATS**

ICE DANCING  
DANCE SUR GLACE

Salt Lake Ice Center

Rank	Name											NOC	Points
<b>17</b>	<b>FRASER Kristin / LUKANIN Igor</b>											<b>AZE</b>	<b>34.6</b>
C1	Judges	1	2	3	4	5	6	7	8	9	# 6	3.4	
	Technique	4.6	4.5	4.7	4.2	4.2	4.5	4.1	4.4	4.1			
	Timing/Exp.	4.8	4.7	4.9	4.6	4.4	4.6	4.3	4.5	4.5			
17	Total	9.4	9.2	9.6	8.8	8.6	9.1	8.4	8.9	8.6	14	102	
	Place Num.	18	17	17	17	19	18	20	18	21			
C2	Judges	1	2	3	4	5	6	7	8	9	# 18	3.4	
	Technique	4.6	4.7	4.4	4.5	4.4	4.4	4.3	4.5	4.6			
	Timing/Exp.	4.7	4.8	4.6	4.6	4.5	4.5	4.6	4.7	4.7			
17	Total	9.3	9.5	9.0	9.1	8.9	8.9	8.9	9.2	9.3	14	121	
	Place Num.	17	17	18	17	17	17	19	16	17			
OD	Judges	1	2	3	4	5	6	7	8	9	# 5	10.8	
	Composition	4.7	4.2	4.6	4.3	4.5	4.5	4.4	4.5	4.6			
	Presentat.	4.5	4.5	4.8	4.6	4.6	4.7	4.6	4.7	4.8			
18	Total	9.2	8.7	9.4	8.9	9.1	9.2	9.0	9.2	9.4	12	112	
	Place Num.	19	19	18	18	17	17	18	17	17			
FD	Judges	1	2	3	4	5	6	7	8	9	# 6	17.0	
	Tech. Merit	4.7	4.7	4.7	4.6	4.6	4.8	4.7	4.6	4.6			
	Presentat.	4.8	4.7	4.9	4.8	4.8	5.0	4.9	4.8	4.8			
17	Total	9.5	9.4	9.6	9.4	9.4	9.8	9.6	9.4	9.4	14	120	
	Place Num.	17	17	17	18	18	17	17	17	18			

Rank	Name											NOC	Points
<b>18</b>	<b>FAIELLA Federica / SCALI Massimo</b>											<b>ITA</b>	<b>35.4</b>
C1	Judges	1	2	3	4	5	6	7	8	9	# 14	3.6	
	Technique	4.5	4.4	4.6	4.1	4.4	4.5	4.3	4.4	4.3			
	Timing/Exp.	4.7	4.8	4.8	4.3	4.6	4.7	4.3	4.4	4.7			
18	Total	9.2	9.2	9.4	8.4	9.0	9.2	8.6	8.8	9.0	12	102	
	Place Num.	20	18	18	19	18	17	18	19	18			
C2	Judges	1	2	3	4	5	6	7	8	9	# 2	3.6	
	Technique	4.5	4.6	4.5	4.3	4.3	4.3	4.5	4.2	4.6			
	Timing/Exp.	4.7	4.9	4.7	4.6	4.6	4.5	4.7	4.4	4.6			
18	Total	9.2	9.5	9.2	8.9	8.9	8.8	9.2	8.6	9.2	12	108	
	Place Num.	18	18	17	19	18	18	17	19	18			
OD	Judges	1	2	3	4	5	6	7	8	9	# 11	10.2	
	Composition	4.7	4.5	4.6	4.5	4.3	4.5	4.3	4.6	4.7			
	Presentat.	5.0	4.8	4.9	4.7	4.7	4.6	4.7	4.6	4.7			
17	Total	9.7	9.3	9.5	9.2	9.0	9.1	9.0	9.2	9.4	14	122	
	Place Num.	16	16	17	16	18	19	17	18	18			
FD	Judges	1	2	3	4	5	6	7	8	9	# 7	18.0	
	Tech. Merit	4.6	4.6	4.6	4.7	4.7	4.6	4.6	4.7	4.8			
	Presentat.	4.8	4.7	4.9	4.8	4.8	4.9	4.9	4.7	5.1			
18	Total	9.4	9.3	9.5	9.5	9.5	9.5	9.5	9.4	9.9	12	116	
	Place Num.	18	18	18	17	17	18	18	18	16			



**PROTOCOL DETAILS / RÉCAPITULATIF DÉTAILLÉ DES RÉSULTATS**

ICE DANCING  
DANCE SUR GLACE

Salt Lake Ice Center

Rank	Name	NOC									Points	
<b>19</b>	<b>GUDINA Natalia / BELETSKY Alexei</b>	<b>ISR</b>									<b>38.0</b>	
C1	Judges	1	2	3	4	5	6	7	8	9	# 5	3.8
	Technique	4.6	4.3	4.0	4.3	4.0	4.4	4.2	4.4	4.4		
19	Timing/Exp.	4.7	4.5	4.3	4.6	4.2	4.6	4.4	4.7	4.6	10	98
	Total	9.3	8.8	8.3	8.9	8.2	9.0	8.6	9.1	9.0		
	Place Num.	19	19	21	16	20	19	19	17	17		
C2	Judges	1	2	3	4	5	6	7	8	9	# 17	3.8
	Technique	4.4	4.3	4.4	4.4	4.3	4.3	4.2	4.4	4.4		
19	Timing/Exp.	4.7	4.5	4.5	4.6	4.4	4.4	4.6	4.5	4.7	10	88
	Total	9.1	8.8	8.9	9.0	8.7	8.7	8.8	8.9	9.1		
	Place Num.	19	19	20	18	19	19	21	18	19		
OD	Judges	1	2	3	4	5	6	7	8	9	# 3	11.4
	Composition	4.5	4.3	3.6	4.3	4.2	4.4	4.4	4.3	4.5		
19	Presentat.	4.7	4.5	3.8	4.5	4.5	4.7	4.5	4.5	4.7	10	84
	Total	9.2	8.8	7.4	8.8	8.7	9.1	8.9	8.8	9.2		
	Place Num.	18	18	24	19	19	18	19	20	19		
FD	Judges	1	2	3	4	5	6	7	8	9	# 5	19.0
	Tech. Merit	4.5	4.5	4.6	4.4	4.5	4.5	4.2	4.3	4.4		
19	Presentat.	4.7	4.7	4.8	4.6	4.7	4.9	4.5	4.6	4.7	10	86
	Total	9.2	9.2	9.4	9.0	9.2	9.4	8.7	8.9	9.1		
	Place Num.	19	19	19	20	19	19	20	19	19		

Rank	Name	NOC									Points	
<b>20</b>	<b>KOVALOVA Katarina / SZURMAN David</b>	<b>CZE</b>									<b>40.4</b>	
C1	Judges	1	2	3	4	5	6	7	8	9	# 3	4.2
	Technique	4.1	4.2	3.8	4.0	3.8	4.0	3.9	4.0	4.2		
21	Timing/Exp.	4.3	4.4	4.2	4.4	4.2	4.3	4.1	4.2	4.5	6	50
	Total	8.4	8.6	8.0	8.4	8.0	8.3	8.0	8.2	8.7		
	Place Num.	21	20	22	20	22	22	22	22	20		
C2	Judges	1	2	3	4	5	6	7	8	9	# 15	4.2
	Technique	4.1	4.1	4.3	4.0	4.2	4.0	4.3	4.0	4.4		
21	Timing/Exp.	4.2	4.3	4.5	4.2	4.5	4.3	4.5	4.3	4.6	6	52
	Total	8.3	8.4	8.8	8.2	8.7	8.3	8.8	8.3	9.0		
	Place Num.	22	22	21	22	20	21	20	22	20		
OD	Judges	1	2	3	4	5	6	7	8	9	# 9	12.0
	Composition	4.4	4.2	4.4	4.1	4.2	4.2	4.2	4.4	4.5		
20	Presentat.	4.6	4.4	4.5	4.6	4.4	4.4	4.4	4.6	4.4	8	72
	Total	9.0	8.6	8.9	8.7	8.6	8.6	8.6	9.0	8.9		
	Place Num.	20	21	19	20	20	20	20	19	21		
FD	Judges	1	2	3	4	5	6	7	8	9	# 9	20.0
	Tech. Merit	4.5	4.5	4.5	4.7	4.4	4.6	4.7	4.4	4.5		
20	Presentat.	4.5	4.6	4.8	4.7	4.6	4.8	4.8	4.5	4.6	8	74
	Total	9.0	9.1	9.3	9.4	9.0	9.4	9.5	8.9	9.1		
	Place Num.	21	20	20	19	20	20	19	20	20		



**PROTOCOL DETAILS / RÉCAPITULATIF DÉTAILLÉ DES RÉSULTATS**

ICE DANCING  
DANCE SUR GLACE

Salt Lake Ice Center

Rank	Name											NOC	Points
<b>21</b>	<b>GOLOVINA Julia / VOIKO Oleg</b>											<b>UKR</b>	<b>43.4</b>
C1	Judges	1	2	3	4	5	6	7	8	9	# 18	4.4	
	Technique	4.1	4.0	4.1	3.9	3.7	4.2	4.3	4.1	3.8			
22	Timing/Exp.	4.2	4.4	4.3	4.4	4.0	4.4	4.4	4.2	4.2	4	48	
	Total	8.3	8.4	8.4	8.3	7.7	8.6	8.7	8.3	8.0			
C2	Judges	1	2	3	4	5	6	7	8	9	# 6	4.4	
	Technique	4.0	4.1	4.1	4.2	3.6	3.9	3.9	4.1	3.5			
22	Timing/Exp.	4.4	4.4	4.4	4.1	3.9	4.2	4.3	4.3	4.2	4	38	
	Total	8.4	8.5	8.5	8.3	7.5	8.1	8.2	8.4	7.7			
OD	Judges	1	2	3	4	5	6	7	8	9	# 8	12.6	
	Composition	4.3	4.1	3.8	4.2	4.1	4.0	4.0	4.3	4.4			
21	Presentat.	4.3	4.5	4.0	4.5	4.2	4.2	4.4	4.4	4.5	6	50	
	Total	8.6	8.6	7.8	8.7	8.3	8.2	8.4	8.7	8.9			
FD	Judges	1	2	3	4	5	6	7	8	9	# 3	22.0	
	Tech. Merit	4.4	4.3	4.4	4.3	4.2	4.3	4.3	4.2	4.2			
22	Presentat.	4.6	4.5	4.6	4.5	4.4	4.4	4.3	4.5	4.4	4	46	
	Total	9.0	8.8	9.0	8.8	8.6	8.7	8.6	8.7	8.6			
22	Place Num.	20	21	22	22	22	21	22	21	22			

Rank	Name											NOC	Points
<b>22</b>	<b>ZHANG Weina / CAO Xianming</b>											<b>CHN</b>	<b>44.0</b>
C1	Judges	1	2	3	4	5	6	7	8	9	# 10	4.6	
	Technique	4.0	4.0	3.6	4.0	3.9	4.0	3.9	4.0	4.1			
23	Timing/Exp.	4.3	4.2	4.0	4.0	4.1	4.2	3.8	4.1	4.3	2	20	
	Total	8.3	8.2	7.6	8.0	8.0	8.2	7.7	8.1	8.4			
C2	Judges	1	2	3	4	5	6	7	8	9	# 22	4.6	
	Technique	4.0	4.0	4.0	4.0	4.0	3.9	4.2	4.1	4.1			
23	Timing/Exp.	4.3	4.1	4.3	4.1	4.2	4.1	4.2	4.1	4.3	2	22	
	Total	8.3	8.1	8.3	8.1	8.2	8.0	8.4	8.2	8.4			
OD	Judges	1	2	3	4	5	6	7	8	9	# 10	13.8	
	Composition	4.3	3.9	4.0	4.1	3.8	4.0	4.2	4.1	4.2			
23	Presentat.	4.2	4.2	4.1	4.5	4.2	4.1	4.2	4.4	4.4	2	22	
	Total	8.5	8.1	8.1	8.6	8.0	8.1	8.4	8.5	8.6			
FD	Judges	1	2	3	4	5	6	7	8	9	# 4	21.0	
	Tech. Merit	4.2	4.1	4.5	4.4	4.4	4.1	4.2	4.1	4.4			
21	Presentat.	4.4	4.4	4.6	4.5	4.5	4.5	4.4	4.4	4.6	6	44	
	Total	8.6	8.5	9.1	8.9	8.9	8.6	8.6	8.5	9.0			
21	Place Num.	22	23	21	21	21	22	21	22	21			



**PROTOCOL DETAILS / RÉCAPITULATIF DÉTAILLÉ DES RÉSULTATS**

**ICE DANCING  
DANCE SUR GLACE**

Salt Lake Ice Center

Rank	Name	NOC									Points	
<b>23</b>	<b>HANDRA Beata / SINEK Charles</b>	<b>USA</b>									<b>44.2</b>	
C1	Judges	1	2	3	4	5	6	7	8	9	# 8	4.0
	Technique	4.6	4.0	4.3	4.0	4.8	4.3	4.0	4.2	4.4		
20	Timing/Exp.	4.9	4.5	4.7	4.3	4.9	4.6	4.0	4.5	4.3	8	86
	Total	9.5	8.5	9.0	8.3	9.7	8.9	8.0	8.7	8.7		
20	Place Num.	17	21	19	21	15	20	21	20	19	8	73
	Judges	1	2	3	4	5	6	7	8	9		
C2	Technique	4.3	4.3	4.4	4.3	4.0	4.2	4.3	4.1	4.3	# 20	4.0
	Timing/Exp.	4.7	4.4	4.6	4.5	4.3	4.4	4.7	4.2	4.6		
20	Total	9.0	8.7	9.0	8.8	8.3	8.6	9.0	8.3	8.9	8	40
	Place Num.	20	20	18	20	21	20	18	21	21		
OD	Judges	1	2	3	4	5	6	7	8	9	# 1	13.2
	Composition	4.2	4.1	4.4	4.2	4.1	4.1	4.1	4.3	4.0		
22	Presentat.	4.3	4.3	4.3	4.3	4.3	4.4	4.3	4.3	4.4	4	20
	Total	8.5	8.4	8.7	8.5	8.4	8.5	8.4	8.6	8.4		
23	Place Num.	22	22	20	23	21	21	22	22	23	# 1	23.0
	Judges	1	2	3	4	5	6	7	8	9		
FD	Tech. Merit	4.0	4.2	4.2	4.0	4.0	4.1	4.2	4.0	4.1	# 1	20
	Presentat.	4.4	4.4	4.5	4.3	4.3	4.3	4.3	4.3	4.2		
23	Total	8.4	8.6	8.7	8.3	8.3	8.4	8.5	8.3	8.3	2	4.0
	Place Num.	23	22	23	23	23	23	23	23	23		

Rank	Name	NOC									Points	
<b>24</b>	<b>YANG Tae-Hwa / LEE Chuen-Gun</b>	<b>KOR</b>									<b>48.0</b>	
C1	Judges	1	2	3	4	5	6	7	8	9	# 24	4.8
	Technique	3.9	4.0	3.7	3.9	3.6	3.9	3.8	3.8	4.1		
24	Timing/Exp.	4.1	4.3	4.1	4.1	3.9	4.1	3.8	4.0	4.2	0	6
	Total	8.0	8.3	7.8	8.0	7.5	8.0	7.6	7.8	8.3		
24	Place Num.	24	23	23	24	24	24	24	24	23	# 12	4.8
	Judges	1	2	3	4	5	6	7	8	9		
C2	Technique	4.0	4.0	3.8	3.8	3.6	3.8	4.0	3.9	4.0	# 12	4.8
	Timing/Exp.	4.2	4.2	4.1	4.1	3.8	4.0	4.1	4.2	4.1		
24	Total	8.2	8.2	7.9	7.9	7.4	7.8	8.1	8.1	8.1	0	4
	Place Num.	24	23	24	24	24	24	24	24	23		
OD	Judges	1	2	3	4	5	6	7	8	9	# 7	14.4
	Composition	4.1	3.7	4.0	4.1	4.0	3.9	4.0	4.0	4.0		
24	Presentat.	4.2	4.0	4.2	4.2	4.2	4.1	4.1	4.2	4.2	0	8
	Total	8.3	7.7	8.2	8.3	8.2	8.0	8.1	8.2	8.2		
24	Place Num.	24	24	21	24	23	24	24	24	24	# 2	24.0
	Judges	1	2	3	4	5	6	7	8	9		
FD	Tech. Merit	4.0	4.0	4.2	4.0	3.8	4.0	4.0	3.8	3.8	# 2	0
	Presentat.	4.2	4.2	4.4	4.2	4.1	4.2	4.2	4.1	4.1		
24	Total	8.2	8.2	8.6	8.2	7.9	8.2	8.2	7.9	7.9	0	0
	Place Num.	24	24	24	24	24	24	24	24	24		

**LEGEND**

C1: 1st Compulsory Dance      Quickstep      C2: 2nd Compulsory Dance      Blues  
 OD: Original Dance      Spanish Medley      FD: Free Dance



LADIES  
DAMES

Salt Lake Ice Center

<b>Salt Lake Ice Center</b>	19 Feb 2002	17:15:00	Short Program
	21 Feb 2002	17:50:00	Free Skating

Size of Skating Area	:	30m*60m
Ice Conditions	:	very good
Number of Entries	:	27
Number of Participants	:	27

Referee	:	Mrs. Britta LINDGREN	ISU
Assistant Referee	:	Mr. Charles FOSTER	ISU
Panel of Judges			
Judge 1	:	Mrs. Sissy KRICK	ISU
Judge 2	:	Mrs. Tatiana DANILENKO	ISU
Judge 3	:	Mrs. Maria HRACHOVCOVA	ISU
Judge 4	:	Mrs. Ingelise BLANGSTED	ISU
Judge 5	:	Mr. Paolo PIZZOCARI	ISU
Judge 6	:	Mrs. Irina ABSALIAMOVA	ISU
Judge 7	:	Mr. Pekka LESKINEN	ISU
Judge 8	:	Mrs. Deborah ISLAM	ISU
Judge 9	:	Mr. Joseph INMAN	ISU
Substitute Judge	:	Mr. Vladislav PETUKHOV	ISU

Withdrawn	:	
-----------	---	--

<b>Short Program</b>		
Factor	:	0.5
Duration	:	2:40

<b>Free Skating</b>		
Factor	:	1.0
Duration	:	4:00





## MEDALISTS

### LADIES



**Gold**  
**Sarah HUGHES**  
**USA**

**Silver**  
**Irina SLUTSKAYA**  
**RUS**

**Bronze**  
**Michelle KWAN**  
**USA**





## RESULTS / RÉSULTATS

### LADIES DAMES

Salt Lake Ice Center THU 21 FEB 2002 / JEU 21 FEV 2002 START TIME / DEBUT 17:50

Rank	Name	NOC	TFP	SP	FS
1	HUGHES Sarah	USA	3.0	4	1
2	SLUTSKAYA Irina	RUS	3.0	2	2
3	KWAN Michelle	USA	3.5	1	3
4	COHEN Sasha	USA	5.5	3	4
5	SUGURI Fumie	JPN	8.5	7	5
6	BUTYRSKAYA Maria	RUS	8.5	5	6
7	ROBINSON Jennifer	CAN	11.0	8	7
8	SEBESTYEN Julia	HUN	11.0	6	8
9	VOLCHKOVA Viktoria	RUS	16.0	12	10
10	FONTANA Silvia	ITA	17.5	11	12
11	KETTUNEN Elina	FIN	18.0	18	9
12	MANIACHENKO Galina	UKR	18.5	15	11
13	MEIER Sarah	SUI	20.5	9	16
14	LIASHENKO Elena	UKR	21.0	16	13
15	HUBERT Laetitia	FRA	22.0	14	15
16	GUSMEROLI Vanessa	FRA	22.0	10	17
17	ONDA Yoshie	JPN	22.5	17	14
18	SOLDATOVA Julia	BLR	29.0	22	18
19	HEGEL Idora	CRO	30.5	23	19
20	GIUNCHI Vanessa	ITA	30.5	21	20
21	BABIAKOVA Zuzana	SVK	31.0	20	21
22	KOPAC Mojca	SLO	31.5	19	22
23	LUCA Roxana	ROM	35.0	24	23
Withdrawn					
	MALININA Tatiana	UZB		13	
Final not Reached					
25	ZHANG Stephanie	AUS		25	
26	PARK Bit-Na	KOR		26	
27	LEBEDEVA Julia	ARM		27	

Referee  Mrs. Britta LINDGREN	Assistant Referee  Mr. Charles FOSTER
--	---

LEGEND	
TFP	Total Factor Points
SP:	Short Program
FS:	Free Skating



**RESULT SYSTEM MATRIX / GRILLE DE POINTAGE DES RÉSULTATS**

**LADIES SHORT PROGRAM  
DAMES PROGRAMME COURT**

Salt Lake Ice Center TUE 19 FEB 2002 / MAR 19 FEV 2002 START TIME / DEBUT 17:15

Rank Name	1	2	3	4	5	6	7	8	9	10	11	12	13	14	15	16	17	18	19	20	21	22	23	24	25	26	
1 KWAN Michelle		(10)	(18)	(18)	(18)	(18)	(18)	(18)	(18)	(18)	(18)	(18)	(18)	(18)	(18)	(18)	(18)	(18)	(18)	(18)	(18)	(18)	(18)	(18)	(18)	(18)	
2 SLUTSKAYA Irina	8		(12)	(18)	(18)	(18)	(18)	(18)	(18)	(18)	(18)	(18)	(18)	(18)	(18)	(18)	(18)	(18)	(18)	(18)	(18)	(18)	(18)	(18)	(18)	(18)	
3 COHEN Sasha	0	6		(18)	(12)	(18)	(18)	(18)	(18)	(18)	(18)	(18)	(18)	(18)	(18)	(18)	(18)	(18)	(18)	(18)	(18)	(18)	(18)	(18)	(18)	(18)	
4 HUGHES Sarah	0	0	0		(10)	(16)	(14)	(16)	(18)	(14)	(16)	(18)	(16)	(18)	(18)	(18)	(18)	(18)	(18)	(18)	(18)	(18)	(18)	(18)	(18)	(18)	
5 BUTYRSKAYA Maria	0	0	6	8		(16)	(10)	(18)	(16)	(18)	(18)	(18)	(18)	(18)	(18)	(18)	(18)	(18)	(18)	(18)	(18)	(18)	(18)	(18)	(18)	(18)	
6 SEBESTYEN Julia	0	0	0	2	2		(10)	(10)	(14)	8	(14)	(16)	(18)	(18)	(18)	(18)	(18)	(18)	(18)	(18)	(18)	(18)	(18)	(18)	(18)	(18)	
7 SUGURI Fumie	0	0	0	4	8	8		(12)	8	(14)	(12)	(12)	(14)	(18)	(18)	(18)	(18)	(18)	(18)	(18)	(18)	(18)	(18)	(18)	(18)	(18)	
8 ROBINSON Jennifer	0	0	0	2	0	8	6		(10)	(10)	(10)	(14)	(14)	(16)	(18)	(18)	(18)	(18)	(18)	(18)	(18)	(18)	(18)	(18)	(18)	(18)	
9 MEIER Sarah	0	0	0	0	2	4	(10)	8		(10)	8	(12)	(14)	(18)	(18)	(18)	(18)	(18)	(18)	(18)	(18)	(18)	(18)	(18)	(18)	(18)	
10 GUSMEROLI Vanessa	0	0	0	4	2	(10)	4	8	8		(10)	(12)	(10)	(16)	(18)	(18)	(18)	(18)	(18)	(18)	(18)	(18)	(18)	(18)	(18)	(18)	
11 FONTANA Silvia	0	0	0	2	0	4	6	8	(10)	8		(12)	(14)	(16)	(18)	(18)	(18)	(18)	(18)	(18)	(18)	(18)	(18)	(18)	(18)	(18)	
12 VOLCHKOVA Viktoria	0	0	0	0	0	2	6	4	6	6	6		(12)	(16)	(18)	(18)	(18)	(18)	(18)	(18)	(18)	(18)	(18)	(18)	(18)	(18)	
13 MALININA Tatiana	0	0	0	2	0	0	4	4	4	8	4	6		(16)	(18)	(18)	(18)	(18)	(18)	(18)	(18)	(18)	(18)	(18)	(18)	(18)	
14 HUBERT Laetitia	0	0	0	0	0	0	0	2	0	2	2	2	2		(12)	(16)	(14)	(18)	(14)	(18)	(18)	(16)	(18)	(18)	(18)	(18)	
15 MANIACHENKO Galina	0	0	0	0	0	0	0	0	0	0	0	0	0	6		(16)	(16)	(18)	(16)	(18)	(16)	(16)	(16)	(18)	(18)	(18)	
16 LIASHENKO Elena	0	0	0	0	0	0	0	0	0	0	0	0	0	2	2		(10)	(10)	(12)	(16)	(12)	(14)	(14)	(18)	(18)	(18)	
17 ONDA Yoshie	0	0	0	0	0	0	0	0	0	0	0	0	0	4	2	8		(10)	(10)	(12)	(12)	(14)	(14)	(18)	(18)	(18)	
18 KETTUNEN Elina	0	0	0	0	0	0	0	0	0	0	0	0	0	0	8	8		(12)	(10)	(12)	(12)	(16)	(18)	(18)	(18)	(18)	
19 KOPAC Mojca	0	0	0	0	0	0	0	0	0	0	0	0	0	4	2	6	8	6		(12)	(12)	(10)	(14)	(16)	(18)	(18)	
20 BABIAKOVA Zuzana	0	0	0	0	0	0	0	0	0	0	0	0	0	0	2	6	8	6		8	(12)	(14)	(14)	(18)	(18)	(18)	
21 GIUNCHI Vanessa	0	0	0	0	0	0	0	0	0	0	0	0	0	2	6	6	6	6	(10)		8	(10)	(13)	(16)	(18)	(18)	
22 SOLDATOVA Julia	0	0	0	0	0	0	0	0	0	0	0	0	0	2	2	4	4	6	8	6	(10)		(11)	(12)	(14)	(16)	
23 HEGEL Idora	0	0	0	0	0	0	0	0	0	0	0	0	0	0	4	4	2	4	4	8	7		(12)	(12)	(16)	(16)	
24 LUCA Roxana	0	0	0	0	0	0	0	0	0	0	0	0	0	0	0	0	0	2	4	5	6	6		(14)	(18)	(18)	
25 ZHANG Stephanie	0	0	0	0	0	0	0	0	0	0	0	0	0	0	0	0	0	0	0	2	4	6	4		(16)	(16)	
26 PARK Bit-Na	0	0	0	0	0	0	0	0	0	0	0	0	0	0	0	0	0	0	0	0	2	2	0	2		(16)	
27 LEBEDEVA Julia	0	0	0	0	0	0	0	0	0	0	0	0	0	0	0	0	0	0	0	0	0	0	0	2	8		(16)

**LEGEND**

CP: Comparative points

TPIF: Total points in favor



## RESULT SYSTEM MATRIX / GRILLE DE POINTAGE DES RÉSULTATS

### LADIES FREE SKATING DAMES STYLE LIBRE

Salt Lake Ice Center THU 21 FEB 2002 / JEU 21 FEV 2002 START TIME / DEBUT 17:50

Rank	Name	1	2	3	4	5	6	7	8	9	10	11	12	13	14	15	16	17	18	19	20	21
1	HUGHES Sarah		(10)	(12)	(14)	(18)	(18)	(18)	(18)	(18)	(18)	(18)	(18)	(18)	(18)	(18)	(18)	(18)	(18)	(18)	(18)	(18)
2	SLUTSKAYA Irina	8		(12)	(16)	(18)	(18)	(18)	(18)	(18)	(18)	(18)	(18)	(18)	(18)	(18)	(18)	(18)	(18)	(18)	(18)	(18)
3	KWAN Michelle	6	6		(16)	(18)	(18)	(18)	(18)	(18)	(18)	(18)	(18)	(18)	(18)	(18)	(18)	(18)	(18)	(18)	(18)	(18)
4	COHEN Sasha	4	2	2		(16)	(18)	(18)	(18)	(18)	(18)	(18)	(18)	(18)	(18)	(18)	(18)	(18)	(18)	(18)	(18)	(18)
5	SUGURI Fumie	0	0	0	2		(14)	(16)	(16)	(18)	(16)	(18)	(18)	(18)	(18)	(18)	(18)	(18)	(18)	(18)	(18)	(18)
6	BUTYRSKAYA Maria	0	0	0	0	4		(12)	(16)	(13)	(14)	(18)	(16)	(14)	(18)	(16)	(18)	(18)	(18)	(18)	(18)	(18)
7	ROBINSON Jennifer	0	0	0	0	2	6		(14)	(14)	(14)	(18)	(16)	(16)	(18)	(18)	(18)	(18)	(18)	(18)	(18)	(18)
8	SEBESTYEN Julia	0	0	0	0	2	2	4		(12)	(14)	(14)	(16)	(16)	(16)	(18)	(16)	(18)	(18)	(18)	(18)	(18)
9	KETTUNEN Elina	0	0	0	0	0	5	4	6		(10)	(12)	(14)	(14)	(14)	(14)	(12)	(18)	(18)	(18)	(18)	(18)
10	VOLCHKOVA Viktoria	0	0	0	0	2	4	4	4	8		(12)	(14)	(12)	(14)	(16)	(12)	(18)	(18)	(18)	(18)	(18)
11	MANIACHENKO Galina	0	0	0	0	0	0	0	4	6	6		(12)	(12)	(12)	(14)	(12)	(18)	(18)	(18)	(18)	(18)
12	FONTANA Silvia	0	0	0	0	0	2	2	2	4	4	6		(10)	(10)	(12)	(12)	(16)	(18)	(16)	(18)	(18)
13	LIASHENKO Elena	0	0	0	0	0	4	2	2	4	6	6	8		(10)	(14)	(14)	(18)	(18)	(18)	(18)	(18)
14	ONDA Yoshie	0	0	0	0	0	0	0	2	4	4	6	8	8		(12)	(10)	(18)	(18)	(18)	(18)	(18)
15	HUBERT Laetitia	0	0	0	0	0	2	0	0	4	2	4	6	4	6		(10)	(14)	(18)	(16)	(18)	(18)
16	MEIER Sarah	0	0	0	0	0	0	0	2	6	6	6	6	4	8	8		(16)	(18)	(18)	(18)	(18)
17	GUSMEROLI Vanessa	0	0	0	0	0	0	0	0	0	0	0	2	0	0	4	2		(16)	(18)	(18)	(18)
18	SOLDATOVA Julia	0	0	0	0	0	0	0	0	0	0	0	0	0	0	0	0	2		(12)	(12)	(12)
19	HEGEL Idora	0	0	0	0	0	0	0	0	0	0	0	2	0	0	2	0	0	6		(10)	(12)
20	GIUNCHI Vanessa	0	0	0	0	0	0	0	0	0	0	0	0	0	0	0	0	0	6	8		(12)
21	BABIAKOVA Zuzana	0	0	0	0	0	0	0	0	0	0	0	0	0	0	0	0	0	6	6	6	
22	KOPAC Mojca	0	0	0	0	0	0	0	0	0	0	0	0	0	0	0	0	0	2	2	2	8
23	LUCA Roxana	0	0	0	0	0	0	0	0	0	0	0	0	0	0	0	0	0	2	0	0	0

#### LEGEND

CP: Comparative points

TPIF: Total points in favor



**PROTOCOL DETAILS / RÉCAPITULATIF DÉTAILLÉ DES RÉSULTATS**

**LADIES  
DAMES**

Salt Lake Ice Center

Rank	Name	NOC									Points	
<b>1</b>	<b>HUGHES Sarah</b>	<b>USA</b>									<b>3.0</b>	
SP	Judges	1	2	3	4	5	6	7	8	9	# 5	2.0
	Req. Elmts. Presentat.	5.2	5.1	5.6	5.3	5.3	5.5	5.2	5.6	5.5		
	5.7	5.5	5.7	5.5	5.5	5.7	5.6	5.7	5.7			
4	Total	10.9	10.6	11.3	10.8	10.8	11.2	10.8	11.3	11.2	46	390
	Place Num.	6	10	4	5	5	5	5	4	4		
FS	Judges	1	2	3	4	5	6	7	8	9	# 20	1.0
	Tech. Merit Presentat.	5.7	5.8	5.8	5.8	5.8	5.8	5.7	5.8	5.8		
	5.7	5.7	5.8	5.6	5.8	5.8	5.8	5.8	5.8			
1	Total	11.4	11.5	11.6	11.4	11.6	11.6	11.5	11.6	11.6	44	378
	Place Num.	1	4	3	4	1	2	1	1	1		

Rank	Name	NOC									Points	
<b>2</b>	<b>SLUTSKAYA Irina</b>	<b>RUS</b>									<b>3.0</b>	
SP	Judges	1	2	3	4	5	6	7	8	9	# 13	1.0
	Req. Elmts. Presentat.	5.8	5.8	5.8	5.7	5.6	5.8	5.8	5.8	5.7		
	5.7	5.8	5.9	5.8	5.6	5.8	5.9	5.8	5.6			
2	Total	11.5	11.6	11.7	11.5	11.2	11.6	11.7	11.6	11.3	50	452
	Place Num.	3	1	2	2	3	1	1	1	3		
FS	Judges	1	2	3	4	5	6	7	8	9	# 24	2.0
	Tech. Merit Presentat.	5.7	5.8	5.9	5.8	5.8	5.8	5.8	5.7	5.8		
	5.6	5.9	5.9	5.8	5.6	5.9	5.7	5.7	5.7			
2	Total	11.3	11.7	11.8	11.6	11.4	11.7	11.5	11.4	11.5	42	378
	Place Num.	3	1	1	1	4	1	2	3	2		

Rank	Name	NOC									Points	
<b>3</b>	<b>KWAN Michelle</b>	<b>USA</b>									<b>3.5</b>	
SP	Judges	1	2	3	4	5	6	7	8	9	# 15	0.5
	Req. Elmts. Presentat.	5.8	5.7	5.9	5.7	5.5	5.7	5.7	5.7	5.6		
	5.9	5.9	5.9	5.9	5.9	5.9	5.9	5.9	5.9			
1	Total	11.7	11.6	11.8	11.6	11.4	11.6	11.6	11.6	11.5	52	460
	Place Num.	1	2	1	1	1	2	2	2	1		
FS	Judges	1	2	3	4	5	6	7	8	9	# 23	3.0
	Tech. Merit Presentat.	5.6	5.7	5.8	5.7	5.6	5.6	5.6	5.7	5.6		
	5.7	5.8	5.9	5.8	5.8	5.9	5.8	5.8	5.8			
3	Total	11.3	11.5	11.7	11.5	11.4	11.5	11.4	11.5	11.4	40	370
	Place Num.	2	3	2	2	2	3	3	2	3		

Rank	Name	NOC									Points	
<b>4</b>	<b>COHEN Sasha</b>	<b>USA</b>									<b>5.5</b>	
SP	Judges	1	2	3	4	5	6	7	8	9	# 6	1.5
	Req. Elmts. Presentat.	5.8	5.6	5.7	5.5	5.6	5.6	5.7	5.7	5.6		
	5.8	5.7	5.8	5.6	5.7	5.8	5.8	5.8	5.8			
3	Total	11.6	11.3	11.5	11.1	11.3	11.4	11.5	11.5	11.4	48	432
	Place Num.	2	4	3	4	2	4	3	3	2		
FS	Judges	1	2	3	4	5	6	7	8	9	# 22	4.0
	Tech. Merit Presentat.	5.5	5.8	5.7	5.7	5.7	5.6	5.6	5.6	5.6		
	5.5	5.8	5.8	5.7	5.7	5.8	5.7	5.7	5.7			
4	Total	11.0	11.6	11.5	11.4	11.4	11.4	11.3	11.3	11.3	38	348
	Place Num.	5	2	4	3	3	4	4	4	4		



**PROTOCOL DETAILS / RÉCAPITULATIF DÉTAILLÉ DES RÉSULTATS**

**LADIES  
DAMES**

Salt Lake Ice Center

Rank		Name									NOC		Points	
<b>5</b>		<b>SUGURI Fumie</b>									<b>JPN</b>		<b>8.5</b>	
SP	Judges	1	2	3	4	5	6	7	8	9	#	2	3.5	
	Req. Elmts. Presentat.	5.6	5.1	5.5	5.2	5.5	5.0	5.2	5.5	5.4				
7	Total	11.2	10.2	10.9	10.2	11.1	10.2	10.5	11.2	11.0	#	38	344	
	Place Num.	4	13	8	11	4	12	9	5	5				
FS	Judges	1	2	3	4	5	6	7	8	9	#	13	5.0	
	Tech. Merit Presentat.	5.5	5.4	5.7	5.4	5.6	5.5	5.5	5.4	5.5				
5	Total	11.1	10.9	11.3	10.7	11.2	11.0	11.0	11.0	11.1	#	36	316	
	Place Num.	4	8	5	5	5	7	5	5	5				

Rank		Name									NOC		Points	
<b>6</b>		<b>BUTYRSKAYA Maria</b>									<b>RUS</b>		<b>8.5</b>	
SP	Judges	1	2	3	4	5	6	7	8	9	#	12	2.5	
	Req. Elmts. Presentat.	5.2	5.7	5.5	5.6	5.0	5.7	5.4	5.4	5.4				
5	Total	10.8	11.5	11.1	11.4	10.6	11.4	10.9	11.0	10.9	#	44	396	
	Place Num.	8	3	6	3	6	3	4	6	6				
FS	Judges	1	2	3	4	5	6	7	8	9	#	19	6.0	
	Tech. Merit Presentat.	5.2	5.6	5.4	5.1	4.9	5.6	4.9	5.3	5.4				
6	Total	10.7	11.2	10.9	10.5	10.1	11.3	10.3	10.8	10.9	#	34	285	
	Place Num.	6	5	8	7	12	5	8	7	6				

Rank		Name									NOC		Points	
<b>7</b>		<b>ROBINSON Jennifer</b>									<b>CAN</b>		<b>11.0</b>	
SP	Judges	1	2	3	4	5	6	7	8	9	#	17	4.0	
	Req. Elmts. Presentat.	5.1	5.4	5.3	5.2	5.0	5.4	4.8	5.1	5.2				
8	Total	10.5	11.0	10.7	10.5	10.3	10.8	9.8	10.4	10.7	#	38	324	
	Place Num.	9	6	12	8	8	7	13	9	9				
FS	Judges	1	2	3	4	5	6	7	8	9	#	15	7.0	
	Tech. Merit Presentat.	5.3	5.6	5.3	5.1	5.3	5.4	5.0	5.3	5.3				
7	Total	10.7	11.1	10.9	10.4	10.6	10.9	10.2	10.9	10.8	#	32	280	
	Place Num.	7	7	7	9	6	8	10	6	7				

Rank		Name									NOC		Points	
<b>8</b>		<b>SEBESTYEN Julia</b>									<b>HUN</b>		<b>11.0</b>	
SP	Judges	1	2	3	4	5	6	7	8	9	#	10	3.0	
	Req. Elmts. Presentat.	5.5	5.4	5.5	5.4	5.0	5.4	5.5	5.3	5.2				
6	Total	10.8	10.7	11.0	10.6	10.2	10.7	10.7	10.7	10.5	#	40	346	
	Place Num.	7	8	7	6	9	9	6	7	11				
FS	Judges	1	2	3	4	5	6	7	8	9	#	21	8.0	
	Tech. Merit Presentat.	5.4	5.4	5.3	5.2	5.4	5.6	5.1	5.3	5.3				
8	Total	10.7	10.7	10.6	10.5	10.6	11.2	10.1	10.6	10.7	#	30	256	
	Place Num.	8	10	12	8	7	6	12	8	8				



**PROTOCOL DETAILS / RÉCAPITULATIF DÉTAILLÉ DES RÉSULTATS**

**LADIES  
DAMES**

Salt Lake Ice Center

Rank	Name	NOC									Points	
<b>9</b>	<b>VOLCHKOVA Viktoria</b>	<b>RUS</b>									<b>16.0</b>	
SP	Judges	1	2	3	4	5	6	7	8	9	# 22	6.0
	Req. Elmts. Presentat.	5.0 5.3	5.1 5.4	5.3 5.5	5.0 5.4	4.7 5.1	5.2 5.5	5.1 5.4	4.8 5.1	5.3 5.3		
12	Total	10.3	10.5	10.8	10.4	9.8	10.7	10.5	9.9	10.6	30	292
	Place Num.	11	11	10	9	13	10	10	13	10		
FS	Judges	1	2	3	4	5	6	7	8	9	# 18	10.0
	Tech. Merit Presentat.	5.3 4.9	5.5 5.6	5.0 5.2	5.1 5.0	5.1 5.1	5.1 5.4	5.3 5.4	5.1 5.3	4.8 4.8		
10	Total	10.2	11.1	10.2	10.1	10.2	10.5	10.7	10.4	9.6	26	228
	Place Num.	10	6	14	11	10	12	6	9	15		

Rank	Name	NOC									Points	
<b>10</b>	<b>FONTANA Silvia</b>	<b>ITA</b>									<b>17.5</b>	
SP	Judges	1	2	3	4	5	6	7	8	9	# 24	5.5
	Req. Elmts. Presentat.	5.0 5.4	5.5 5.5	5.1 5.6	4.9 5.0	4.8 5.4	5.3 5.6	5.1 5.5	5.2 5.5	5.1 5.4		
11	Total	10.4	11.0	10.7	9.9	10.2	10.9	10.6	10.7	10.5	34	314
	Place Num.	10	5	14	13	10	6	8	8	12		
FS	Judges	1	2	3	4	5	6	7	8	9	# 17	12.0
	Tech. Merit Presentat.	4.7 5.1	5.2 5.4	4.7 5.0	4.6 5.0	4.9 5.3	5.0 5.3	4.9 5.3	4.8 5.1	4.9 5.2		
12	Total	9.8	10.6	9.7	9.6	10.2	10.3	10.2	9.9	10.1	22	186
	Place Num.	14	11	18	16	9	15	9	12	10		

Rank	Name	NOC									Points	
<b>11</b>	<b>KETTUNEN Elina</b>	<b>FIN</b>									<b>18.0</b>	
SP	Judges	1	2	3	4	5	6	7	8	9	# 16	9.0
	Req. Elmts. Presentat.	4.1 4.8	4.3 5.0	4.1 4.9	4.5 5.0	4.5 5.0	4.1 5.0	4.3 5.1	4.1 4.9	4.5 5.0		
18	Total	8.9	9.3	9.0	9.5	9.5	9.1	9.4	9.0	9.5	18	150
	Place Num.	22	20	21	16	16	20	19	18	16		
FS	Judges	1	2	3	4	5	6	7	8	9	# 11	9.0
	Tech. Merit Presentat.	5.2 5.4	5.3 5.4	5.2 5.1	5.3 5.3	4.9 5.2	5.2 5.4	5.2 5.4	4.9 5.1	5.0 4.8		
9	Total	10.6	10.7	10.3	10.6	10.1	10.6	10.6	10.0	9.8	28	231
	Place Num.	9	9	13	6	12	10	7	11	14		

Rank	Name	NOC									Points	
<b>12</b>	<b>MANIACHENKO Galina</b>	<b>UKR</b>									<b>18.5</b>	
SP	Judges	1	2	3	4	5	6	7	8	9	# 25	7.5
	Req. Elmts. Presentat.	4.5 5.3	4.5 5.2	5.0 5.6	4.5 5.4	4.3 5.3	4.7 5.4	4.4 5.1	4.4 5.2	4.5 5.3		
15	Total	9.8	9.7	10.6	9.9	9.6	10.1	9.5	9.6	9.8	24	212
	Place Num.	15	16	16	14	15	14	18	14	15		
FS	Judges	1	2	3	4	5	6	7	8	9	# 10	11.0
	Tech. Merit Presentat.	4.9 5.0	5.3 5.2	5.2 5.5	5.0 5.0	4.8 4.8	5.3 5.3	5.0 5.1	5.0 5.2	5.2 5.0		
11	Total	9.9	10.5	10.7	10.0	9.6	10.6	10.1	10.2	10.2	24	204
	Place Num.	13	12	11	12	16	11	11	10	9		



**PROTOCOL DETAILS / RÉCAPITULATIF DÉTAILLÉ DES RÉSULTATS**

**LADIES  
DAMES**

Salt Lake Ice Center

Rank	Name											NOC	Points
<b>13</b>	<b>MEIER Sarah</b>											<b>SUI</b>	<b>20.5</b>
SP	Judges	1	2	3	4	5	6	7	8	9	# 27	4.5	
	Req. Elmts. Presentat.	5.0 5.1	5.0 5.3	5.6 5.6	5.4 5.1	5.1 5.0	5.2 5.3	5.3 5.4	5.3 5.0	5.4 5.4			
9	Total Place Num.	10.1 13	10.3 12	11.2 5	10.5 7	10.1 11	10.5 11	10.7 7	10.3 10	10.8 7			36
FS	Judges	1	2	3	4	5	6	7	8	9	# 16	16.0	
	Tech. Merit Presentat.	4.9 4.9	5.1 5.0	5.3 5.5	5.1 4.7	5.0 5.0	5.4 5.3	4.8 4.8	4.8 4.6	5.1 4.9			
16	Total Place Num.	9.8 16	10.1 16	10.8 9	9.8 14	10.0 14	10.7 9	9.6 16	9.4 16	10.0 12			14

Rank	Name											NOC	Points
<b>14</b>	<b>LIASHENKO Elena</b>											<b>UKR</b>	<b>21.0</b>
SP	Judges	1	2	3	4	5	6	7	8	9	# 9	8.0	
	Req. Elmts. Presentat.	4.4 5.2	4.3 5.1	4.5 5.2	4.4 5.0	4.2 5.1	4.5 5.3	4.4 5.3	4.1 4.7	4.2 4.7			
16	Total Place Num.	9.6 17	9.4 18	9.7 18	9.4 18	9.3 17	9.8 17	9.7 14	8.8 21	8.9 21			22
FS	Judges	1	2	3	4	5	6	7	8	9	# 12	13.0	
	Tech. Merit Presentat.	4.8 5.0	5.1 5.3	5.5 5.6	5.0 5.1	5.0 5.3	5.1 5.3	4.9 4.9	4.8 4.7	4.9 4.7			
13	Total Place Num.	9.8 15	10.4 13	11.1 6	10.1 10	10.3 8	10.4 14	9.8 13	9.5 14	9.6 16			20

Rank	Name											NOC	Points
<b>15</b>	<b>HUBERT Laetitia</b>											<b>FRA</b>	<b>22.0</b>
SP	Judges	1	2	3	4	5	6	7	8	9	# 26	7.0	
	Req. Elmts. Presentat.	4.7 5.2	4.9 4.9	5.4 5.3	4.7 5.1	4.8 5.3	4.9 5.0	4.6 4.9	4.4 5.1	4.8 5.2			
14	Total Place Num.	9.9 14	9.8 15	10.7 11	9.8 15	10.1 12	9.9 16	9.5 17	9.5 16	10.0 14			26
FS	Judges	1	2	3	4	5	6	7	8	9	# 9	15.0	
	Tech. Merit Presentat.	5.1 4.9	5.1 4.8	5.0 5.0	4.9 5.0	5.2 5.0	5.1 5.2	5.0 4.8	4.9 4.6	5.0 4.9			
15	Total Place Num.	10.0 12	9.9 17	10.0 17	9.9 13	10.2 11	10.3 16	9.8 14	9.5 15	9.9 13			16

Rank	Name											NOC	Points
<b>16</b>	<b>GUSMEROLI Vanessa</b>											<b>FRA</b>	<b>22.0</b>
SP	Judges	1	2	3	4	5	6	7	8	9	# 11	5.0	
	Req. Elmts. Presentat.	5.4 5.7	5.4 5.4	5.2 5.5	5.0 5.1	5.0 5.4	5.3 5.5	5.0 5.3	4.9 5.1	5.3 5.5			
10	Total Place Num.	11.1 5	10.8 7	10.7 13	10.1 12	10.4 7	10.8 8	10.3 12	10.0 12	10.8 8			36
FS	Judges	1	2	3	4	5	6	7	8	9	# 14	17.0	
	Tech. Merit Presentat.	4.7 4.9	4.9 5.2	4.8 5.2	4.7 4.8	4.7 4.8	4.6 5.1	4.5 5.0	4.6 4.7	4.7 4.8			
17	Total Place Num.	9.6 17	10.1 15	10.0 15	9.5 17	9.5 17	9.7 18	9.5 17	9.3 17	9.5 17			12





**PROTOCOL DETAILS / RÉCAPITULATIF DÉTAILLÉ DES RÉSULTATS**

**LADIES  
DAMES**

Salt Lake Ice Center

Rank	Name											NOC	Points
<b>17</b>	<b>ONDA Yoshie</b>											<b>JPN</b>	<b>22.5</b>
SP	Judges	1	2	3	4	5	6	7	8	9	# 20	8.5	
	Req. Elmts. Presentat.	4.8	4.9	4.6	4.6	4.3	4.5	4.4	4.6	4.4			
17	Total	9.6	9.9	9.4	9.4	8.8	9.3	8.9	9.5	8.8	20	158	
	Place Num.	16	14	20	17	19	19	22	15	22			
FS	Judges	1	2	3	4	5	6	7	8	9	# 7	14.0	
	Tech. Merit Presentat.	5.3	5.4	5.6	5.2	5.1	5.4	5.1	5.1	5.3			
14	Total	10.1	10.4	10.8	9.8	9.7	10.5	9.7	9.9	10.1	18	180	
	Place Num.	11	14	10	15	15	13	15	13	11			

Rank	Name											NOC	Points
<b>18</b>	<b>SOLDATOVA Julia</b>											<b>BLR</b>	<b>29.0</b>
SP	Judges	1	2	3	4	5	6	7	8	9	# 14	11.0	
	Req. Elmts. Presentat.	4.5	4.4	3.9	3.9	3.7	4.1	4.6	4.3	4.4			
22	Total	9.5	9.2	8.2	8.3	8.0	8.8	9.6	9.1	9.0	12	113	
	Place Num.	19	21	24	25	25	22	15	17	18			
FS	Judges	1	2	3	4	5	6	7	8	9	# 4	18.0	
	Tech. Merit Presentat.	4.4	4.6	4.0	4.4	4.2	4.8	4.0	4.4	4.3			
18	Total	9.0	9.5	8.3	8.8	8.4	9.8	8.9	9.1	8.9	10	70	
	Place Num.	19	18	22	20	21	17	18	18	19			

Rank	Name											NOC	Points
<b>19</b>	<b>HEGEL Idora</b>											<b>CRO</b>	<b>30.5</b>
SP	Judges	1	2	3	4	5	6	7	8	9	# 19	11.5	
	Req. Elmts. Presentat.	3.9	4.4	4.5	4.2	3.7	4.3	3.8	4.2	4.3			
23	Total	8.1	9.2	9.5	8.6	7.8	8.9	7.6	8.9	9.0	8	91	
	Place Num.	25	21	19	21	26	21	25	20	19			
FS	Judges	1	2	3	4	5	6	7	8	9	# 6	19.0	
	Tech. Merit Presentat.	4.6	4.6	4.9	4.4	4.7	4.9	4.4	4.5	4.7			
19	Total	9.0	9.2	10.0	8.6	9.3	9.7	8.8	9.1	9.4	8	66	
	Place Num.	20	21	16	22	18	19	21	19	18			

Rank	Name											NOC	Points
<b>20</b>	<b>GIUNCHI Vanessa</b>											<b>ITA</b>	<b>30.5</b>
SP	Judges	1	2	3	4	5	6	7	8	9	# 23	10.5	
	Req. Elmts. Presentat.	4.4	4.6	5.3	4.0	4.1	4.2	4.3	3.9	4.2			
21	Total	9.5	9.5	10.6	8.3	8.8	8.7	9.3	8.3	9.0	12	119	
	Place Num.	20	17	15	24	20	23	20	24	20			
FS	Judges	1	2	3	4	5	6	7	8	9	# 1	20.0	
	Tech. Merit Presentat.	4.6	4.7	4.5	4.5	4.6	4.5	4.3	4.5	4.5			
20	Total	9.2	9.3	9.2	8.8	9.1	8.9	8.8	9.0	8.8	6	60	
	Place Num.	18	19	20	21	19	20	20	20	20			



**PROTOCOL DETAILS / RÉCAPITULATIF DÉTAILLÉ DES RÉSULTATS**

LADIES  
DAMES

Salt Lake Ice Center

Rank	Name										NOC	Points
<b>21</b>	<b>BABIAKOVA Zuzana</b>										<b>SVK</b>	<b>31.0</b>
SP	Judges	1	2	3	4	5	6	7	8	9	# 18	10.0
	Req. Elmts. Presentat.	4.6	4.4	5.2	4.2	4.1	4.7	4.4	3.8	4.2		
		4.9	4.9	5.3	4.7	4.6	5.0	4.8	4.6	4.6		
20	Total	9.5	9.3	10.5	8.9	8.7	9.7	9.2	8.4	8.8	12	124
	Place Num.	18	19	17	20	22	18	21	23	23		
FS	Judges	1	2	3	4	5	6	7	8	9	# 3	21.0
	Tech. Merit Presentat.	4.3	4.5	4.5	4.3	4.3	4.3	4.1	4.3	4.1		
		4.4	4.7	4.9	4.6	4.3	4.5	4.7	4.3	4.2		
21	Total	8.7	9.2	9.4	8.9	8.6	8.8	8.8	8.6	8.3	4	46
	Place Num.	22	20	19	19	20	21	19	22	22		

Rank	Name										NOC	Points
<b>22</b>	<b>KOPAC Mojca</b>										<b>SLO</b>	<b>31.5</b>
SP	Judges	1	2	3	4	5	6	7	8	9	# 4	9.5
	Req. Elmts. Presentat.	4.5	4.5	3.8	4.6	4.5	4.9	4.7	4.4	4.5		
		4.9	4.6	4.5	4.6	4.5	5.1	4.8	4.5	4.6		
19	Total	9.4	9.1	8.3	9.2	9.0	10.0	9.5	8.9	9.1	16	144
	Place Num.	21	23	23	19	18	15	16	19	17		
FS	Judges	1	2	3	4	5	6	7	8	9	# 5	22.0
	Tech. Merit Presentat.	4.4	4.3	4.0	4.6	4.3	4.4	4.2	4.4	4.2		
		4.5	4.2	4.1	4.7	4.1	4.4	4.2	4.3	4.4		
22	Total	8.9	8.5	8.1	9.3	8.4	8.8	8.4	8.7	8.6	2	30
	Place Num.	21	22	23	18	22	22	22	21	21		

Rank	Name										NOC	Points
<b>23</b>	<b>LUCA Roxana</b>										<b>ROM</b>	<b>35.0</b>
SP	Judges	1	2	3	4	5	6	7	8	9	# 21	12.0
	Req. Elmts. Presentat.	4.0	4.3	3.9	4.1	4.1	3.9	4.1	3.9	3.9		
		4.5	4.7	4.4	4.4	4.7	4.3	4.8	4.5	3.9		
24	Total	8.5	9.0	8.3	8.5	8.8	8.2	8.9	8.4	7.8	6	73
	Place Num.	23	24	22	22	20	25	23	22	25		
FS	Judges	1	2	3	4	5	6	7	8	9	# 2	23.0
	Tech. Merit Presentat.	4.2	3.9	4.4	4.2	4.1	3.7	3.7	4.2	4.0		
		4.1	3.8	4.2	4.1	4.2	3.6	4.0	4.1	3.9		
23	Total	8.3	7.7	8.6	8.3	8.3	7.3	7.7	8.3	7.9	0	4
	Place Num.	23	23	21	23	23	23	23	23	23		

Rank	Name										NOC	Points
	<b>MALININA Tatiana</b>										<b>UZB</b>	
SP	Judges	1	2	3	4	5	6	7	8	9	# 7	6.5
	Req. Elmts. Presentat.	5.1	5.2	5.5	5.1	4.6	4.9	5.1	5.1	5.1		
		5.1	5.4	5.3	5.2	5.0	5.3	5.2	5.2	5.2		
13	Total	10.2	10.6	10.8	10.3	9.6	10.2	10.3	10.3	10.3	28	282
	Place Num.	12	9	9	10	14	13	11	11	13		

Withdrawn



**PROTOCOL DETAILS / RÉCAPITULATIF DÉTAILLÉ DES RÉSULTATS**

LADIES  
DAMES

Salt Lake Ice Center

Rank	Name										NOC	Points
<b>25</b>	<b>ZHANG Stephanie</b>										<b>AUS</b>	
SP	Judges	1	2	3	4	5	6	7	8	9	# 1 12.5	
	Req. Elmts.	4.0	3.8	3.6	4.0	3.8	3.9	3.7	3.7	4.0		
	Presentat.	4.3	4.5	4.4	4.4	4.4	4.4	4.4	4.3	4.4		
25	Total	8.3	8.3	8.0	8.4	8.2	8.3	8.1	8.0	8.4	4 48	
	Place Num.	24	26	25	23	23	24	24	26	24		

Final not Reached

Rank	Name										NOC	Points
<b>26</b>	<b>PARK Bit-Na</b>										<b>KOR</b>	
SP	Judges	1	2	3	4	5	6	7	8	9	# 8 13.0	
	Req. Elmts.	3.6	3.8	3.6	3.8	3.9	3.4	3.3	3.8	3.5		
	Presentat.	4.4	4.2	3.9	4.1	4.2	4.0	3.7	4.4	4.0		
26	Total	8.0	8.0	7.5	7.9	8.1	7.4	7.0	8.2	7.5	2 16	
	Place Num.	26	27	27	26	24	27	27	25	26		

Final not Reached

Rank	Name										NOC	Points
<b>27</b>	<b>LEBEDEVA Julia</b>										<b>ARM</b>	
SP	Judges	1	2	3	4	5	6	7	8	9	# 3 13.5	
	Req. Elmts.	3.1	3.9	3.3	3.4	3.2	3.6	3.2	3.2	3.2		
	Presentat.	4.1	4.7	4.5	3.9	3.9	4.6	4.0	4.1	4.2		
27	Total	7.2	8.6	7.8	7.3	7.1	8.2	7.2	7.3	7.4	0 10	
	Place Num.	27	25	26	27	27	26	26	27	27		

Final not Reached

**LEGEND**

SP: Short Program

FS: Free Skating

F R E E S T Y L E   S K I I N G   S K I   A R C O B A T I Q U E



*Alisa Camplin, AUS, Women's Aerials*

---

M I C H A E L   S E A M A N S



## Freestyle Skiing Contents

### General

- Competition Officials
- Competition Schedule
- Competitors List
- Medalist by Event
- Medal Standings

### Moguls

#### Women's

- Program
- Start List - Qualification
- Results - Qualification
- Start List - Final
- Results - Final

#### Men's

- Program
- Start List - Qualification
- Results - Qualification
- Start List - Final
- Results - Final

### Aerials

#### Women

- Start List - Women's Qualification
- Results - Women's Qualification
- Program - Women's Final
- Start List - Women's Final
- Results - Women's Final

#### Men

- Start List - Men's Qualification
- Results - Men's Qualification
- Program - Men 's Final
- Start List - Men's Final
- Results - Men's Final



## COMPETITION OFFICIALS / OFFICIELS DE LA COMPÉTITION

DEER VALLEY RESORT

As of 08 Feb 2002 / En date du 8 FEV 2002

### Jury

Technical Delegate	MOORE Chris	Canada (CAN)
Chief of Competition	HASLOCK Chris	United States of America (USA)
Head Judge	POHJAVIRTA Pipsa	Finland (FIN)
Jury Advisor	ROBINSON Chris	International Ski Federation (FIS)
FIS Race Director	FITZGERALD Joe	International Ski Federation (FIS)

### FIS Officials

Medical Supervisor	WINN Robert	United States of America (USA)
Assistant Technical Delegate	SAAMANEN Jyrki	Finland (FIN)
Assistant Head Judge	OPKVITNE Gunnar	Norway (NOR)
Judge	BLOMQUIST Anne	Sweden (SWE)
	BUHLER John	Canada (CAN)
	COUTURIER Bertrand	France (FRA)
	FARRAR David	United States of America (USA)
	ORSATTI Alberto	Italy (ITA)
	TANAKA Tina	Japan (JPN)
	ZHUKOV Valeri	Russian Federation (RUS)

Judging Score Verifier	FRYDMAN David	Australia (AUS)
------------------------	---------------	-----------------

### Organizing Committee Competition Management

Chief of Course - Moguls	MEAGHER Tim	United States of America (USA)
Assistant Chief of Course - Moguls	SCHIRMAN Todd	United States of America (USA)
Chief of Course - Aerials	CHUMAS Spero	United States of America (USA)
Assistant Chief of Course - Aerials	LAKE Brian	United States of America (USA)
Chief of Calculations	PIDGEON Ian	Australia (AUS)
Chief of Timing	ROMNEY Vince	United States of America (USA)
Competition Secretary	BUNTING Jane	United States of America (USA)



## COMPETITION SCHEDULE / CALENDRIER DES ÉPREUVES

MON 28 JAN 2002 / LUN 28 JAN 2002 8:23

Date	Start Time	Estimated Finish Time	Event	Location
09 FEB 2002	9:00	10:00	Women's Moguls Qualification	Deer Valley Champion
	12:00	13:00	Women's Moguls Final	Deer Valley Champion
12 FEB 2002	9:00	10:30	Men's Moguls Qualification	Deer Valley Champion
	12:00	13:00	Men's Moguls Final	Deer Valley Champion
16 FEB 2002	10:00	12:00	Women's Aerials Qualification	Deer Valley White Owl
	13:30	15:30	Men's Aerials Qualification	Deer Valley White Owl
18 FEB 2002	12:00	13:00	Women's Aerials Final	Deer Valley White Owl
19 FEB 2002	12:00	13:00	Men's Aerials Final	Deer Valley White Owl

NOTES:



AS OF SAT 16 FEB 2002 / EN DATE DU SAM 16 FEV 2002

	Moguls	Aerials	Total
<b>Women</b>	29	21	50
<b>Men</b>	30	25	55
<b>Total</b>	<b>59</b>	<b>46</b>	<b>105</b>

**Argentina (ARG)**

**Team Captain:** BARE Frank

FIS Code	Name	Gender	Moguls (Bib)	Aerials (Bib)
2064090	GETTY Clyde	M		x (35)

*Total of 1 ARG Competitor ( 1Man )*

**Australia (AUS)**

**Team Captain:** KENNEDY Michael

FIS Code	Name	Gender	Moguls (Bib)	Aerials (Bib)
2169529	BERCHTOLD Manuela	W	x (26)	
2219193	CAMPLIN Alisa	W		x (21)
2000361	DESPAS Maria	W	x (31)	
2325118	IERODIACONOU Lydia	W		x (11)
2252755	SEXTON Jane	W	x (33)	
2001137	COSTA Adrian	M	x (10)	
2176707	PAYNTER Trennon	M	x (30)	

*Total of 7 AUS Competitors ( 5 Women - 2 Men )*

**Austria (AUT)**

**Team Captain:** MARBLER Harald

FIS Code	Name	Gender	Moguls (Bib)	Aerials (Bib)
2197853	MARBLER Margarita	W	x (11)	

*Total of 1 AUT Competitor ( 1Woman )*

**Belarus (BLR)**

**Team Captain:** KOZEKO Nikolai

FIS Code	Name	Gender	Moguls (Bib)	Aerials (Bib)
2335206	SLIVETS Assol	W		x (12)
2192518	TSUPER Alla	W		x (1)
2164970	DASHINSKI Dmitri	M		x (9)
2192130	GRICHIN Alexei	M		x (2)
2165067	RAK Dmitri	M		x (17)

*Total of 5 BLR Competitors ( 2 Women - 3 Men )*





AS OF SAT 16 FEB 2002 / EN DATE DU SAM 16 FEV 2002

**Canada (CAN)**

**Team Captain:** ALLISON Todd

FIS Code	Name	Gender	Moguls (Bib)	Aerials (Bib)
2201927	BAUER Veronika	W		x (4)
2070298	BRADLEY Tami	W	x (17)	
2007151	BRENNER Veronica	W		x (5)
2274580	DIONNE Deidra	W		x (3)
2275744	HEIL Jennifer	W	x (9)	
2171857	RINGSTAD Kelly	W	x (19)	
2184758	BEAN Jeff	M		x (4)
2187280	BELLAVANCE Scott	M	x (19)	
2008994	BRASSARD Jean-Luc	M	x (4)	
2009091	CAPICIK Andy	M		x (16)
2009867	FONTAINE Nicolas	M		x (6)
2178744	JOHNSON Ryan	M	x (22)	
2271185	OMISCHL Steve	M		x (8)
2011322	ROCHON Stephane	M	x (3)	

Total of 14 CAN Competitors ( 6 Women - 8 Men )

**China (CHN)**

**Team Captain:** DING Zhenping

FIS Code	Name	Gender	Moguls (Bib)	Aerials (Bib)
2324827	GUO Xin Xin	W		x (25)
2351312	LI Nina	W		x (16)
2353253	WANG Jiao	W		x (26)
2263134	XU Nannan	W		x (6)
2344518	HAN Xiaopeng	M		x (28)
2263328	OU Xiaotao	M		x (32)
2353447	QIU Sen	M		x (26)

Total of 7 CHN Competitors ( 4 Women - 3 Men )

**Czech Republic (CZE)**

**Team Captain:** HEROT Radek

FIS Code	Name	Gender	Moguls (Bib)	Aerials (Bib)
2267596	SUDOVA Nikola	W	x (21)	
2014135	VALENTA Ales	M		x (3)

Total of 2 CZE Competitors ( 1Woman - 1Man )

**Denmark (DEN)**

**Team Captain:** TRUONG Kim

FIS Code	Name	Gender	Moguls (Bib)	Aerials (Bib)
2014523	BOLBJERG Anja	W	x (22)	

Total of 1 DEN Competitor ( 1Woman )



AS OF SAT 16 FEB 2002 / EN DATE DU SAM 16 FEV 2002

**Finland (FIN)**

**Team Captain:** MUSTONEN Marko

FIS Code	Name	Gender	Moguls (Bib)	Aerials (Bib)
2014911	KARHU Minna	W	x (16)	
2015978	LAHTELA Janne	M	x (2)	
2278169	LUUSUA Tapio	M	x (9)	
2016269	MUSTONEN Sami	M	x (5)	
2082714	RONKAINEN Mikko	M	x (6)	

*Total of 5 FIN Competitors ( 1Woman - 4 Men )*

**France (FRA)**

**Team Captain:** SELLA Remi

FIS Code	Name	Gender	Moguls (Bib)	Aerials (Bib)
2075439	ALLAIS Kathleen	W	x (15)	
2331229	LAOURA Sandra	W	x (10)	
2072723	GAY Richard	M	x (23)	
2019567	GREGOIRE Johann	M	x (11)	
2068552	NIOL Laurent	M	x (7)	
2080968	REGNIER-LAFFORGUE Cedric	M	x (20)	

*Total of 6 FRA Competitors ( 2 Women - 4 Men )*

**Great Britain (GBR)**

**Team Captain:** SPEIRS David

FIS Code	Name	Gender	Moguls (Bib)	Aerials (Bib)
2313672	BROMFIELD Joanne	W	x (35)	
2197174	DONALDSON Laura	W	x (36)	
2073984	TEMPLE Sam	M	x (40)	

*Total of 3 GBR Competitors ( 2 Women - 1Man )*

**Italy (ITA)**

**Team Captain:** RINALDI Andrea

FIS Code	Name	Gender	Moguls (Bib)	Aerials (Bib)
2085915	GALLI Simone	M	x (44)	

*Total of 1 ITA Competitor ( 1Man )*



AS OF SAT 16 FEB 2002 / EN DATE DU SAM 16 FEV 2002

**Japan (JPN)**

**Team Captain:** TAKANO Yasushi

FIS Code	Name	Gender	Moguls (Bib)	Aerials (Bib)
2301935	HATANAKA Miyuki	W	x (29)	
2034796	SATOYA Tae	W	x (8)	
2175252	UEMURA Aiko	W	x (5)	
2177774	NAKAMOTO Katsuya	M	x (32)	
2264686	NAKANISHI Taku	M		x (33)
2175349	NODA Teppei	M	x (27)	
2325603	SHIMOYAMA Kenro	M	x (21)	
2070783	TSUKITA Yugo	M	x (28)	

Total of 8 JPN Competitors ( 3 Women - 5 Men )

**Kazakhstan (KAZ)**

**Team Captain:** BANNIKOV Valeri

FIS Code	Name	Gender	Moguls (Bib)	Aerials (Bib)
2036639	BANNIKOV Alexei	M	x (36)	

Total of 1 KAZ Competitor ( 1Man )

**Norway (NOR)**

**Team Captain:** FAHLEN Lasse

FIS Code	Name	Gender	Moguls (Bib)	Aerials (Bib)
2082229	BERNTSEN Ingrid	W	x (25)	
2040519	LID Hilde Synnove	W		x (13)
2040616	TRAA Kari	W	x (1)	

Total of 3 NOR Competitors ( 3 Women )

**Russia (RUS)**

**Team Captain:** MAKIEV Zauri

FIS Code	Name	Gender	Moguls (Bib)	Aerials (Bib)
2044884	CHERKASOVA Marina	W	x (6)	
2044011	DYMCHENKO Ljudmila	W	x (7)	
2075342	KOROLEVA Olga	W		x (20)
2307270	LAZARENKO Olga	W	x (27)	
2044787	OREKHOVA Natalia	W		x (7)
2077282	VORONA Elena	W	x (18)	
2353544	ZUKAL Anna	W		x (18)
2192906	ARKHIPOV Dmitry	M		x (7)
2044981	GLUSHENKO Vitali	M	x (29)	
2308434	LEBEDEV Vladimir	M		x (31)
2045272	MIKHAILOV Alexandre	M		x (36)
2338892	TIUMENTSEV Vladimir	M	x (38)	

Total of 12 RUS Competitors ( 7 Women - 5 Men )



AS OF SAT 16 FEB 2002 / EN DATE DU SAM 16 FEV 2002

**Slovenia (SLO)**

**Team Captain:** OVSENIK Rok

FIS Code	Name	Gender	Moguls (Bib)	Aerials (Bib)
2045951	GALE Miha	M		x (23)

*Total of 1 SLO Competitor ( 1Man )*

**Switzerland (SUI)**

**Team Captain:** ROTH Michel

FIS Code	Name	Gender	Moguls (Bib)	Aerials (Bib)
2049637	BODMER Corinne	W	x (14)	
2050898	LEU Evelyne	W		x (22)
2325797	MUELLER Manuela	W		x (10)
2312023	KAUFMANN Christian	M		x (10)
2078446	STOHR Christian	M	x (33)	
2306591	WALTI Martin	M		x (12)

*Total of 6 SUI Competitors ( 3 Women - 3 Men )*

**Sweden (SWE)**

**Team Captain:** LUNDBERG Peter

FIS Code	Name	Gender	Moguls (Bib)	Aerials (Bib)
2055069	JOHANSSON Liselotte	W		x (27)
2082132	KJELLIN Sara	W	x (20)	
2276811	FORTKORD Fredrik	M	x (12)	
2078640	SUNDBERG Patrik	M	x (39)	

*Total of 4 SWE Competitors ( 2 Women - 2 Men )*

**Ukraine (UKR)**

**Team Captain:** DOSOVA Galina

FIS Code	Name	Gender	Moguls (Bib)	Aerials (Bib)
2271476	KOZACHENKO Tatiana	W		x (19)
2192615	ABLAEV Enver	M		x (20)
2074178	KRAVCHUK Stanislav	M		x (19)

*Total of 3 UKR Competitors ( 1Woman - 2 Men )*



AS OF SAT 16 FEB 2002 / EN DATE DU SAM 16 FEV 2002

**United States of America (USA)**

**Team Captain:** CLARK Polly-Jo

FIS Code	Name	Gender	Moguls (Bib)	Aerials (Bib)
2175543	BAHRKE Shannon	W	x (3)	
2058464	BATTELLE Ann	W	x (4)	
2059628	EVANS Tracy	W		x (9)
2192421	HARDAWAY Hannah	W	x (2)	
2060210	PETZOLD Brenda	W		x (8)
2181169	VOGTLI Jillian	W	x (13)	
2062344	BERGOUST Eric	M		x (1)
2289519	BLOOM Jeremy	M	x (1)	
2063120	CURRUTT Brian	M		x (14)
2069910	DYBVIG Evan	M	x (14)	
2203770	MAYER Travis	M	x (8)	
2065739	MOSELEY Jonny	M	x (16)	
2079416	PACK Joe	M		x (13)
2265753	PETERSON Jeret	M		x (22)

*Total of 14 USA Competitors ( 6 Women - 8 Men )*

**NOTE**

Updates to this version may be available: Please consult the INFO system.

**LEGEND**

M = Man

W = Woman

x Indicates participation



AFTER 4 OF 4 EVENTS  
APRÈS 4 ÉPREUVES SUR 4

AS OF TUE 19 FEB 2002 / EN DATE DU MAR 19 FEV 2002

Event Name	Date	Medal	Name	NOC
Women's Moguls	9 FEB 2002	GOLD	TRAA Kari	Norway
		SILVER	BAHRKE Shannon	United States of America
		BRONZE	SATOYA Tae	Japan
Men's Moguls	12 FEB 2002	GOLD	LAHTELA Janne	Finland
		SILVER	MAYER Travis	United States of America
		BRONZE	GAY Richard	France
Women's Aerials	18 FEB 2002	GOLD	CAMPLIN Alisa	Australia
		SILVER	BRENNER Veronica	Canada
		BRONZE	DIONNE Deidra	Canada
Men's Aerials	19 FEB 2002	GOLD	VALENTA Ales	Czech Republic
		SILVER	PACK Joe	United States of America
		BRONZE	GRICHIN Alexei	Belarus

Completed Events	Events still to be held
Women's Aerials Women's Moguls Men's Moguls Men's Aerials	



AS OF TUE 19 FEB 2002 / EN DATE DU MAR 19 FEV 2002

Rank	NOC		Men				Women				Total				Rank by Total
			Gold	Silver	Bronze	Total	Gold	Silver	Bronze	Total	Gold	Silver	Bronze	Total	
=1	Australia	AUS	-	-	-	-	1	-	-	1	1	-	-	1	=3
=1	Czech Republic	CZE	1	-	-	1	-	-	-	-	1	-	-	1	=3
=1	Finland	FIN	1	-	-	1	-	-	-	-	1	-	-	1	=3
=1	Norway	NOR	-	-	-	-	1	-	-	1	1	-	-	1	=3
5	United States of America	USA	-	2	-	2	-	1	-	1	-	3	-	3	1
6	Canada	CAN	-	-	-	-	-	1	1	2	-	1	1	2	2
=7	Belarus	BLR	-	-	1	1	-	-	-	-	-	-	1	1	=3
=7	France	FRA	-	-	1	1	-	-	-	-	-	-	1	1	=3
=7	Japan	JPN	-	-	-	-	-	-	1	1	-	-	1	1	=3
Total			2	2	2	6	2	2	2	6	4	4	4	12	

Completed Events	Events still to be held
Women's Aerials Women's Moguls Men's Moguls Men's Aerials	

**LEGEND**  
= sign = Two or more NOCs share the same rank



WOMEN'S MOGULS  
BOSSES DAMES

DEER VALLEY RESORT   SAT 9 FEB 2002 / SAM 9 FEV 2002   START TIME / DEBUT 9:00

<b>Radios:</b>	7:30
<b>Lifts open:</b>	7:15
<b>Coaches Course Inspection:</b>	7:30 - 7:40
<b>Athletes Course Inspection:</b>	7:40 - 7:50
<b>Official Training:</b>	7:50 - 8:35
<b>Entry for competitors closed:</b>	8:00
<b>Jury Inspection:</b>	8:45
<b>Photographers in place:</b>	8:30
<b>Entry for all closed:</b>	8:00
<b>Camera Forerunner(s): 0</b>	
<b>Forerunner(s): 3</b>	8:40 - 8:45
<b>Qualification:</b>	9:00 - 10:00
<b>Showcase of Athletes:</b>	10:05 - 10:20
<b>Official Training (Finalists):</b>	11:00 - 11:40
<b>Finals:</b>	12:00 - 12:32
<b>Flower Ceremony:</b>	12:36
<b>Press Conference:</b>	13:30
<b>Medal Ceremony:</b>	20:00
<b>Next Team Captains Meeting:</b>	On Feb 10th 2002 at Park City Technical Compound at 18:00
<b>Miscellaneous:</b>	





WOMEN'S MOGULS QUALIFICATION  
 BOSSES DAMES, QUALIFICATIONS

DEER VALLEY RESORT   SAT 9 FEB 2002 / SAM 9 FEV 2002   START TIME / DEBUT 9:00

<b>F.I.S. T.D.:</b>	MOORE Chris	CAN	<b>Course Profile:</b>	<b>Forerunners:</b>	
<b>Chief of Competition:</b>	HASLOCK Chris	USA	Champion	<b>F1</b> TORITO Emiko	USA
<b>Head Judge:</b>	POHJAVIRTA Pipsa	FIN	<b>Length:</b> 262 m	<b>F2</b> SHANLEY Laurel	USA
<b>FIS Race Director:</b>	FITZGERALD Joe	FIS	<b>Width:</b> 10 m	<b>F3</b> KEARNEY Hannah	USA
<b>Jury Advisor:</b>	ROBINSON Chris	FIS	<b>Gradient:</b> 28°		
<b>Chief of Course:</b>	MEAGHER Tim	USA			
<b>Assist. T.D.:</b>	SAAMANEN Jyrki	FIN	<b>Pace Time:</b> 37.97		
<b>Assist. Head Judge:</b>	OPKVITNE Gunnar	NOR			
<b>Judge 1: (Turns)</b>	FARRAR David	USA			
<b>Judge 2: (Turns)</b>	ZHUKOV Valeri	RUS			
<b>Judge 3: (Turns)</b>	BLOMQUIST Anne	SWE			
<b>Judge 4: (Turns)</b>	COUTURIER Bertrand	FRA			
<b>Judge 5: (Turns)</b>	TANAKA Tina	JPN			
<b>Judge 6: (Air)</b>	BUHLER John	CAN			
<b>Judge 7: (Air)</b>	ORSATTI Alberto	ITA			
<b>Judging Score Verifier:</b>	FRYDMAN David	AUS			

Start No.	Bib	FIS Code	Name	NOC
1	6	2044884	CHERKASOVA Marina	RUS
2	25	2082229	BERNTSEN Ingrid	NOR
3	20	2082132	KJELLIN Sara	SWE
4	22	2014523	BOLBJERG Anja	DEN
5	3	2175543	BAHRKE Shannon	USA
6	26	2169529	BERCHTOLD Manuela	AUS
7	36	2197174	DONALDSON Laura	GBR
8	14	2049637	BODMER Corinne	SUI
9	9	2275744	HEIL Jennifer	CAN
10	27	2307270	LAZARENKO Olga	RUS
11	7	2044011	DYMCHENKO Ljudmila	RUS
12	33	2252755	SEXTON Jane	AUS
13	4	2058464	BATTELLE Ann	USA
14	2	2192421	HARDAWAY Hannah	USA
15	1	2040616	TRAA Kari	NOR
16	21	2267596	SUDOVA Nikola	CZE
17	31	2000361	DESPAS Maria	AUS
18	13	2181169	VOGTLI Jillian	USA
19	5	2175252	UEMURA Aiko	JPN
20	10	2331229	LAOURA Sandra	FRA
21	35	2313672	BROMFIELD Joanne	GBR
22	15	2075439	ALLAIS Kathleen	FRA
23	17	2070298	BRADLEY Tami	CAN
24	8	2034796	SATOYA Tae	JPN
25	11	2197853	MARBLER Margarita	AUT
26	19	2171857	RINGSTAD Kelly	CAN
27	29	2301935	HATANAKA Miyuki	JPN
28	18	2077282	VORONA Elena	RUS
29	16	2014911	KARHU Minna	FIN



WOMEN'S MOGULS QUALIFICATION  
 BOSSES DAMES, QUALIFICATIONS

DEER VALLEY RESORT SAT 9 FEB 2002 / SAM 9 FEV 2002 START TIME / DEBUT 9:00

<b>F.I.S. T.D.:</b>	MOORE Chris	CAN	<b>Course Profile:</b>	<b>Forerunners:</b>	
<b>Chief of Competition:</b>	HASLOCK Chris	USA	Champion	<b>F1</b> TORITO Emiko	USA
<b>Head Judge:</b>	POHJAVIRTA Pipsa	FIN	<b>Length:</b> 262 m	<b>F2</b> SHANLEY Laurel	USA
<b>FIS Race Director:</b>	FITZGERALD Joe	FIS	<b>Width:</b> 10 m	<b>F3</b> KEARNEY Hannah	USA
<b>Jury Advisor:</b>	ROBINSON Chris	FIS	<b>Gradient:</b> 28°		
<b>Chief of Course:</b>	MEAGHER Tim	USA			
<b>Assist. T.D.:</b>	SAAMANEN Jyrki	FIN	<b>Pace Time:</b> 37.97		
<b>Assist. Head Judge:</b>	OPKVITNE Gunnar	NOR		<b>Weather:</b>	Clear
<b>Judge 1: (Turns)</b>	FARRAR David	USA		<b>Air Temperature:</b>	-10° C/14° F
<b>Judge 2: (Turns)</b>	ZHUKOV Valeri	RUS		<b>Wind Direction:</b>	NW
<b>Judge 3: (Turns)</b>	BLOMQUIST Anne	SWE		<b>Wind Speed:</b>	1 m/sec
<b>Judge 4: (Turns)</b>	COUTURIER Bertrand	FRA			
<b>Judge 5: (Turns)</b>	TANAKA Tina	JPN			
<b>Judge 6: (Air)</b>	BUHLER John	CAN			
<b>Judge 7: (Air)</b>	ORSATTI Alberto	ITA			
<b>Judging Score Verifier:</b>	FRYDMAN David	AUS			

Rank	Bib	FIS Code	Name	NOC	Turns					— Air —		Turns	Air	Time	Points	Score	Tie
					J1	J2	J3	J4	J5	J6	J7						
1	1	2040616	TRAA Kari	NOR	4.5	4.2	4.5	4.3	4.4	6.23	5.81	13.2	6.02	36.67	5.89	25.11	
2	4	2058464	BATTELLE Ann	USA	4.6	4.3	4.4	4.4	4.3	5.04	5.18	13.1	5.11	36.69	5.89	24.10	
3	2	2192421	HARDAWAY Hannah	USA	4.2	4.4	4.0	4.1	4.3	5.32	5.32	12.6	5.32	36.54	5.92	23.84	
4	5	2175252	UEMURA Aiko	JPN	4.0	4.0	4.4	4.2	4.6	5.19	5.61	12.6	5.40	37.00	5.82	23.82	
5	3	2175543	BAHRKE Shannon	USA	4.3	3.9	4.4	4.3	4.3	5.53	5.53	12.9	5.53	39.44	5.31	23.74	
6	8	2034796	SATOYA Tae	JPN	4.5	4.4	4.4	4.4	4.6	4.70	4.44	13.3	4.57	37.21	5.78	23.65	
7	10	2331229	LAOURA Sandra	FRA	4.3	4.3	4.2	4.5	4.4	4.92	4.56	13.0	4.74	37.13	5.80	23.54 (4.0)	
8	11	2197853	MARBLER Margarita	AUT	4.3	4.2	4.4	4.4	4.3	5.22	4.78	13.0	5.00	38.36	5.54	23.54 (1.0)	
9	9	2275744	HEIL Jennifer	CAN	3.9	3.6	4.1	3.9	4.0	4.91	5.33	11.8	5.12	34.87	6.27	23.19	
10	16	2014911	KARHU Minna	FIN	4.2	4.3	4.1	4.2	4.1	4.40	4.80	12.5	4.60	38.27	5.56	22.66	
11	17	2070298	BRADLEY Tami	CAN	3.8	4.1	4.2	4.1	4.0	4.76	4.34	12.2	4.55	37.13	5.80	22.55	
=12	6	2044884	CHERKASOVA Marina	RUS	4.1	4.1	4.2	4.2	4.0	4.68	4.82	12.4	4.75	39.54	5.29	22.44 (2.5)	
=12	20	2082132	KJELLIN Sara	SWE	4.2	4.0	4.2	4.4	3.9	4.20	3.60	12.4	3.90	35.50	6.14	22.44 (2.5)	
14	22	2014523	BOLBJERG Anja	DEN	3.9	4.2	4.4	4.2	4.1	4.44	4.32	12.5	4.38	38.44	5.52	22.40 (3.0)	
15	19	2171857	RINGSTAD Kelly	CAN	4.1	4.3	4.3	4.2	4.4	4.48	4.06	12.8	4.27	39.36	5.33	22.40 (2.0)	
16	18	2077282	VORONA Elena	RUS	4.1	4.2	4.1	4.1	4.3	4.44	4.92	12.4	4.68	39.65	5.27	22.35	
17	25	2082229	BERNTSEN Ingrid	NOR	4.0	3.9	4.3	4.0	4.1	4.48	4.79	12.1	4.63	38.32	5.55	22.28	
18	13	2181169	VOGTLI Jillian	USA	4.0	4.0	4.2	4.0	4.3	4.66	4.44	12.2	4.55	38.97	5.41	22.16	
19	21	2267596	SUDOVA Nikola	CZE	4.1	4.1	4.2	4.3	3.9	4.41	3.78	12.4	4.09	40.90	5.00	21.49	
20	29	2301935	HATANAKA Miyuki	JPN	3.9	3.9	4.0	4.2	4.2	3.72	4.20	12.1	3.96	39.49	5.30	21.36	
21	31	2000361	DESPAS Maria	AUS	3.7	3.9	4.3	4.3	4.0	3.96	4.20	12.2	4.08	41.34	4.91	21.19	
22	27	2307270	LAZARENKO Olga	RUS	3.5	3.2	3.5	3.8	3.8	5.16	4.32	10.8	4.74	38.33	5.54	21.08	
23	7	2044011	DYMCHENKO Ljudmila	RUS	4.2	3.9	3.7	3.3	3.6	4.06	4.18	11.2	4.12	38.70	5.47	20.79	
24	15	2075439	ALLAIS Kathleen	FRA	3.6	3.3	3.8	3.7	3.8	4.20	4.08	11.1	4.14	39.48	5.30	20.54	
25	33	2252755	SEXTON Jane	AUS	3.7	3.6	3.6	4.0	3.3	3.60	3.96	10.9	3.78	37.15	5.79	20.47	
26	14	2049637	BODMER Corinne	SUI	3.3	4.0	3.4	3.2	3.6	4.32	3.60	10.3	3.96	36.05	6.02	20.28	
27	26	2169529	BERCHTOLD Manuela	AUS	3.8	3.8	3.7	4.2	3.5	3.24	3.04	11.3	3.14	40.20	5.15	19.59	
28	35	2313672	BROMFIELD Joanne	GBR	3.7	3.4	3.7	3.9	3.7	3.26	3.96	11.1	3.61	45.48	4.04	18.75	
29	36	2197174	DONALDSON Laura	GBR	3.4	3.5	3.6	4.0	3.7	3.04	3.31	10.8	3.17	43.57	4.44	18.41	





WOMEN'S MOGULS FINAL  
 BOSSES DAMES, FINALE

DEER VALLEY RESORT   SAT 9 FEB 2002 / SAM 9 FEV 2002   START TIME / DEBUT 12:00

<b>F.I.S. T.D.:</b>	MOORE Chris	CAN	<b>Course Profile:</b>
<b>Chief of Competition:</b>	HASLOCK Chris	USA	Champion
<b>Head Judge:</b>	POHJAVIRTA Pipsa	FIN	<b>Length:</b> 262 m
<b>FIS Race Director:</b>	FITZGERALD Joe	FIS	<b>Width:</b> 10 m
<b>Jury Advisor:</b>	ROBINSON Chris	FIS	<b>Gradient:</b> 28°
<b>Chief of Course:</b>	MEAGHER Tim	USA	
<b>Assist. T.D.:</b>	SAAMANEN Jyrki	FIN	<b>Pace Time:</b> 37.97
<b>Assist. Head Judge:</b>	OPKVITNE Gunnar	NOR	
<b>Judge 1: (Turns)</b>	FARRAR David	USA	
<b>Judge 2: (Turns)</b>	ZHUKOV Valeri	RUS	
<b>Judge 3: (Turns)</b>	BLOMQUIST Anne	SWE	
<b>Judge 4: (Turns)</b>	COUTURIER Bertrand	FRA	
<b>Judge 5: (Turns)</b>	TANAKA Tina	JPN	
<b>Judge 6: (Air)</b>	BUHLER John	CAN	
<b>Judge 7: (Air)</b>	ORSATTI Alberto	ITA	
<b>Judging Score Verifier:</b>	FRYDMAN David	AUS	

Start No.	Bib	FIS Code	Name	NOC
1	18	2077282	VORONA Elena	RUS
2	19	2171857	RINGSTAD Kelly	CAN
3	22	2014523	BOLBJERG Anja	DEN
4	20	2082132	KJELLIN Sara	SWE
5	6	2044884	CHERKASOVA Marina	RUS
6	17	2070298	BRADLEY Tami	CAN
7	16	2014911	KARHU Minna	FIN
8	9	2275744	HEIL Jennifer	CAN
9	11	2197853	MARBLER Margarita	AUT
10	10	2331229	LAOURA Sandra	FRA
11	8	2034796	SATOYA Tae	JPN
12	3	2175543	BAHRKE Shannon	USA
13	5	2175252	UEMURA Aiko	JPN
14	2	2192421	HARDAWAY Hannah	USA
15	4	2058464	BATTELLE Ann	USA
16	1	2040616	TRAA Kari	NOR



WOMEN'S MOGULS  
BOSSES DAMES

DEER VALLEY RESORT   SAT 9 FEB 2002 / SAM 9 FEB 2002   START TIME / DEBUT 12:00

<b>F.I.S. T.D.:</b>	MOORE Chris	CAN	<b>Course Profile:</b>
<b>Chief of Competition:</b>	HASLOCK Chris	USA	Champion
<b>Head Judge:</b>	POHJAVIRTA Pipsa	FIN	<b>Length:</b> 262 m
<b>FIS Race Director:</b>	FITZGERALD Joe	FIS	<b>Width:</b> 10 m
<b>Jury Advisor:</b>	ROBINSON Chris	FIS	<b>Gradient:</b> 28°
<b>Chief of Course:</b>	MEAGHER Tim	USA	
<b>Assist. T.D.:</b>	SAAMANEN Jyrki	FIN	<b>Pace Time:</b> 37.97
<b>Assist. Head Judge:</b>	OPKVITNE Gunnar	NOR	
<b>Judge 1: (Turns)</b>	FARRAR David	USA	
<b>Judge 2: (Turns)</b>	ZHUKOV Valeri	RUS	
<b>Judge 3: (Turns)</b>	BLOMQUIST Anne	SWE	
<b>Judge 4: (Turns)</b>	COUTURIER Bertrand	FRA	
<b>Judge 5: (Turns)</b>	TANAKA Tina	JPN	
<b>Judge 6: (Air)</b>	BUHLER John	CAN	
<b>Judge 7: (Air)</b>	ORSATTI Alberto	ITA	
<b>Judging Score Verifier:</b>	FRYDMAN David	AUS	

**Weather:** Clear  
**Air Temperature:** -7° C/19° F  
**Wind Direction:** N  
**Wind Speed:** 4 m/sec

Results from the Final - SAT 9 FEB 2002																	
Rank	Bib	FIS Code	Name	NOC	Turns					Air		Turns	Air	Time	Points	Score	Tie
					J1	J2	J3	J4	J5	J6	J7						
1	1	2040616	TRAA Kari	NOR	4.6	4.6	4.8	4.7	4.7	5.65	5.52	14.0	5.58	34.48	6.36	25.94	
2	3	2175543	BAHRKE Shannon	USA	4.7	4.5	4.5	4.6	4.5	5.37	5.52	13.6	5.44	36.09	6.02	25.06	
3	8	2034796	SATOYA Tae	JPN	4.5	4.5	4.4	4.5	4.7	4.94	4.94	13.5	4.94	34.23	6.41	24.85	
4	9	2275744	HEIL Jennifer	CAN	4.5	4.2	4.4	4.4	4.4	5.49	4.90	13.2	5.19	34.04	6.45	24.84	
5	2	2192421	HARDAWAY Hannah	USA	4.5	4.5	4.6	4.4	4.6	5.04	5.18	13.6	5.11	35.89	6.06	24.77	
6	5	2175252	UEMURA Aiko	JPN	4.5	4.1	4.4	4.4	4.6	5.22	5.22	13.3	5.22	35.48	6.14	24.66	
7	4	2058464	BATTELLE Ann	USA	4.7	4.6	4.7	4.6	4.4	4.79	4.49	13.9	4.64	35.80	6.08	24.62	
8	10	2331229	LAOURA Sandra	FRA	4.3	4.3	4.4	4.3	4.0	4.82	5.06	12.9	4.94	34.82	6.28	24.12	
9	6	2044884	CHERKASOVA Marina	RUS	4.0	4.4	4.3	4.2	4.1	5.22	5.08	12.6	5.15	37.26	5.77	23.52	
10	11	2197853	MARBLER Margarita	AUT	4.1	4.3	4.2	4.4	4.1	5.06	3.88	12.6	4.47	35.64	6.11	23.18	
11	18	2077282	VORONA Elena	RUS	4.3	4.4	4.3	4.3	3.8	4.20	4.68	12.9	4.44	36.98	5.83	23.17	
12	16	2014911	KARHU Minna	FIN	4.3	4.3	4.3	4.2	4.4	4.00	4.78	12.9	4.39	37.20	5.78	23.07	
13	19	2171857	RINGSTAD Kelly	CAN	3.9	4.2	4.2	4.1	4.2	4.60	4.44	12.5	4.52	36.94	5.84	22.86	
14	17	2070298	BRADLEY Tami	CAN	3.0	2.6	2.4	3.2	2.9	4.06	4.62	8.5	4.34	37.99	5.62	18.46	
=15	20	2082132	KJELLIN Sara	SWE												RNS	
=15	22	2014523	BOLBJERG Anja	DEN												RNS	

Results from the Qualification - SAT 9 FEB 2002																	
Rank	Bib	FIS Code	Name	NOC	Turns					Air		Turns	Air	Time	Points	Score	Tie
					J1	J2	J3	J4	J5	J6	J7						
17	25	2082229	BERNTSEN Ingrid	NOR	4.0	3.9	4.3	4.0	4.1	4.48	4.79	12.1	4.63	38.32	5.55	22.28	
18	13	2181169	VOGTLI Jillian	USA	4.0	4.0	4.2	4.0	4.3	4.66	4.44	12.2	4.55	38.97	5.41	22.16	
19	21	2267596	SUDOVA Nikola	CZE	4.1	4.1	4.2	4.3	3.9	4.41	3.78	12.4	4.09	40.90	5.00	21.49	
20	29	2301935	HATANAKA Miyuki	JPN	3.9	3.9	4.0	4.2	4.2	3.72	4.20	12.1	3.96	39.49	5.30	21.36	
21	31	2000361	DESPASA Maria	AUS	3.7	3.9	4.3	4.3	4.0	3.96	4.20	12.2	4.08	41.34	4.91	21.19	
22	27	2307270	LAZARENKO Olga	RUS	3.5	3.2	3.5	3.8	3.8	5.16	4.32	10.8	4.74	38.33	5.54	21.08	
23	7	2044011	DYMCHENKO Ljudmila	RUS	4.2	3.9	3.7	3.3	3.6	4.06	4.18	11.2	4.12	38.70	5.47	20.79	
24	15	2075439	ALLAIS Kathleen	FRA	3.6	3.3	3.8	3.7	3.8	4.20	4.08	11.1	4.14	39.48	5.30	20.54	
25	33	2252755	SEXTON Jane	AUS	3.7	3.6	3.6	4.0	3.3	3.60	3.96	10.9	3.78	37.15	5.79	20.47	
26	14	2049637	BODMER Corinne	SUI	3.3	4.0	3.4	3.2	3.6	4.32	3.60	10.3	3.96	36.05	6.02	20.28	
27	26	2169529	BERCHTOLD Manuela	AUS	3.8	3.8	3.7	4.2	3.5	3.24	3.04	11.3	3.14	40.20	5.15	19.59	
28	35	2313672	BROMFIELD Joanne	GBR	3.7	3.4	3.7	3.9	3.7	3.26	3.96	11.1	3.61	45.48	4.04	18.75	





**MEN'S MOGULS  
BOSSES HOMMES**

DEER VALLEY RESORT   TUE 12 FEB 2002 / MAR 12 FEV 2002   START TIME / DEBUT 9:00

<b>Radios:</b>	7:30
<b>Lifts open:</b>	7:15
<b>Coaches Course Inspection:</b>	7:30 - 7:40
<b>Athletes Course Inspection:</b>	7:40 - 7:50
<b>Official Training:</b>	7:55 - 8:40
<b>Entry for competitors closed:</b>	8:00
<b>Jury Inspection:</b>	8:45
<b>Photographers in place:</b>	8:30
<b>Entry for all closed:</b>	8:30
<b>Camera Forerunner(s): 1</b>	10:45
<b>Forerunner(s): 3</b>	8:40 - 8:45
<b>Qualification:</b>	9:00 - 10:02
<b>Showcase of Athletes:</b>	10:06 - 10:20
<b>Official Training (Finalists):</b>	11:00 - 11:40
<b>Finals:</b>	12:00 - 12:32
<b>Flower Ceremony:</b>	12:36
<b>Press Conference:</b>	13:30
<b>Medal Ceremony:</b>	20:00
<b>Next Team Captains Meeting:</b>	On Feb 12, 2002 at Park City Technical Compound at 18:00
<b>Miscellaneous:</b>	



MEN'S MOGULS QUALIFICATION  
 BOSSES HOMMES, QUALIFICATIONS

DEER VALLEY RESORT   TUE 12 FEB 2002 / MAR 12 FEV 2002   START TIME / DEBUT 9:00

<b>F.I.S. T.D.:</b>	MOORE Chris	CAN	<b>Course Profile:</b>	<b>Forerunners:</b>	
<b>Chief of Competition:</b>	HASLOCK Chris	USA	Champion	<b>F1</b> HAGER Garth	USA
<b>Head Judge:</b>	POHJAVIRTA Pipsa	FIN	<b>Length:</b> 262 m	<b>F2</b> CABRAL Travis	USA
<b>FIS Race Director:</b>	FITZGERALD Joe	FIS	<b>Width:</b> 10 m	<b>F3</b> JOHNSON Brady	USA
<b>Jury Advisor:</b>	ROBINSON Chris	FIS	<b>Gradient:</b> 28°		
<b>Chief of Course:</b>	MEAGHER Tim	USA			
<b>Assist. T.D.:</b>	SAAMANEN Jyrki	FIN	<b>Pace Time:</b> 30.11		
<b>Assist. Head Judge:</b>	OPKVITNE Gunnar	NOR			
<b>Judge 1: (Turns)</b>	FARRAR David	USA			
<b>Judge 2: (Turns)</b>	ZHUKOV Valeri	RUS			
<b>Judge 3: (Turns)</b>	BLOMQUIST Anne	SWE			
<b>Judge 4: (Turns)</b>	COUTURIER Bertrand	FRA			
<b>Judge 5: (Turns)</b>	TANAKA Tina	JPN			
<b>Judge 6: (Air)</b>	BUHLER John	CAN			
<b>Judge 7: (Air)</b>	ORSATTI Alberto	ITA			
<b>Judging Score Verifier:</b>	FRYDMAN David	AUS			

Start No.	Bib	FIS Code	Name	NOC
1	22	2178744	JOHNSON Ryan	CAN
2	44	2085915	GALLI Simone	ITA
3	12	2276811	FORTKORD Fredrik	SWE
4	19	2187280	BELLAVANCE Scott	CAN
5	6	2082714	RONKAINEN Mikko	FIN
6	33	2078446	STOHR Christian	SUI
7	21	2325603	SHIMOYAMA Kenro	JPN
8	36	2036639	BANNIKOV Alexei	KAZ
9	16	2065739	MOSELEY Jonny	USA
10	39	2078640	SUNDBERG Patrik	SWE
11	30	2176707	PAYNTER Trennon	AUS
12	9	2278169	LUUSUA Tapio	FIN
13	23	2072723	GAY Richard	FRA
14	2	2015978	LAHTELA Janne	FIN
15	29	2044981	GLUSHENKO Vitali	RUS
16	8	2203770	MAYER Travis	USA
17	7	2068552	NIOL Laurent	FRA
18	11	2019567	GREGOIRE Johann	FRA
19	38	2338892	TIUMENTSEV Vladimir	RUS
20	27	2175349	NODA Teppei	JPN
21	32	2177774	NAKAMOTO Katsuya	JPN
22	40	2073984	TEMPLE Sam	GBR
23	4	2008994	BRASSARD Jean-Luc	CAN
24	3	2011322	ROCHON Stephane	CAN
25	28	2070783	TSUKITA Yugo	JPN
26	20	2080968	REGNIER-LAFFORGUE Cedric	FRA
27	10	2001137	COSTA Adrian	AUS
28	5	2016269	MUSTONEN Sami	FIN
29	1	2289519	BLOOM Jeremy	USA
30	14	2069910	DYBVIK Evan	USA





MEN'S MOGULS QUALIFICATION  
BOSSES HOMMES, QUALIFICATIONS

DEER VALLEY RESORT   TUE 12 FEB 2002 / MAR 12 FEV 2002   START TIME / DEBUT 9:00

<b>F.I.S. T.D.:</b>	MOORE Chris	CAN	<b>Course Profile:</b>	<b>Forerunners:</b>	
<b>Chief of Competition:</b>	HASLOCK Chris	USA	Champion	<b>F1</b> HAGER Garth	USA
<b>Head Judge:</b>	POHJAVIRTA Pipsa	FIN	<b>Length:</b> 262 m	<b>F2</b> CABRAL Travis	USA
<b>FIS Race Director:</b>	FITZGERALD Joe	FIS	<b>Width:</b> 10 m	<b>F3</b> JOHNSON Brady	USA
<b>Jury Advisor:</b>	ROBINSON Chris	FIS	<b>Gradient:</b> 28°		
<b>Chief of Course:</b>	MEAGHER Tim	USA			
<b>Assist. T.D.:</b>	SAAMANEN Jyrki	FIN	<b>Pace Time:</b> 30.11		
<b>Assist. Head Judge:</b>	OPKVITNE Gunnar	NOR		<b>Weather:</b>	Clear
<b>Judge 1: (Turns)</b>	FARRAR David	USA		<b>Air Temperature:</b>	-8° C/18° F
<b>Judge 2: (Turns)</b>	ZHUKOV Valeri	RUS		<b>Wind Direction:</b>	SE
<b>Judge 3: (Turns)</b>	BLOMQUIST Anne	SWE		<b>Wind Speed:</b>	1 m/sec
<b>Judge 4: (Turns)</b>	COUTURIER Bertrand	FRA			
<b>Judge 5: (Turns)</b>	TANAKA Tina	JPN			
<b>Judge 6: (Air)</b>	BUHLER John	CAN			
<b>Judge 7: (Air)</b>	ORSATTI Alberto	ITA			
<b>Judging Score Verifier:</b>	FRYDMAN David	AUS			

Rank	Bib	FIS Code	Name	NOC	Turns					— Air —		Turns	Air	Time	Points	Score	Tie
					J1	J2	J3	J4	J5	J6	J7						
1	8	2203770	MAYER Travis	USA	4.7	4.6	4.7	4.6	4.6	6.74	7.04	13.9	6.89	27.71	6.26	27.05	
2	2	2015978	LAHTELA Janne	FIN	4.6	4.8	4.8	4.6	4.7	6.50	6.36	14.1	6.43	27.22	6.39	26.92	
3	6	2082714	RONKAINEN Mikko	FIN	4.5	4.7	4.7	4.7	4.6	6.28	6.58	14.0	6.43	29.34	5.82	26.25	
4	1	2289519	BLOOM Jeremy	USA	4.5	4.6	4.7	4.7	4.6	6.24	6.10	13.9	6.17	29.03	5.91	25.98	
5	23	2072723	GAY Richard	FRA	4.5	4.6	4.6	4.6	4.5	6.36	6.36	13.7	6.36	29.42	5.80	25.86	
6	22	2178744	JOHNSON Ryan	CAN	4.6	4.3	4.4	4.4	4.5	6.45	6.00	13.3	6.22	28.39	6.08	25.60	
7	3	2011322	ROCHON Stephane	CAN	4.6	4.4	4.7	4.5	4.7	5.96	5.53	13.8	5.74	28.55	6.03	25.57	
8	5	2016269	MUSTONEN Sami	FIN	4.4	4.5	4.5	4.5	4.6	6.44	6.02	13.5	6.23	29.83	5.69	25.42	
9	28	2070783	TSUKITA Yugo	JPN	4.1	4.4	4.4	4.6	4.7	6.06	6.08	13.4	6.07	29.20	5.86	25.33	
10	19	2187280	BELLAVANCE Scott	CAN	4.6	4.4	4.5	4.5	4.5	5.66	5.65	13.5	5.65	28.71	5.99	25.14	
11	16	2065739	MOSELEY Jonny	USA	4.5	4.5	4.7	4.7	4.4	6.03	5.87	13.7	5.95	30.65	5.48	25.13	
12	11	2019567	GREGOIRE Johann	FRA	4.4	4.1	4.4	4.5	4.4	5.61	5.77	13.2	5.69	28.36	6.08	24.97	
13	20	2080968	REGNIER-LAFFORGUE Cedric	FRA	4.3	4.3	4.3	4.4	4.4	6.23	6.24	13.0	6.23	30.05	5.64	24.87	
14	12	2276811	FORTKORD Fredrik	SWE	4.4	4.2	4.4	4.3	4.6	6.28	5.96	13.1	6.12	30.24	5.59	24.81	
15	9	2278169	LUUSUA Tapio	FIN	4.6	4.4	4.4	4.5	4.6	5.38	5.35	13.5	5.36	29.81	5.70	24.56	
16	7	2068552	NIOL Laurent	FRA	4.4	4.4	4.3	4.5	4.4	5.75	5.43	13.2	5.59	29.94	5.67	24.46	
17	29	2044981	GLUSHENKO Vitali	RUS	4.5	4.3	4.3	4.3	4.2	5.15	5.92	12.9	5.53	29.53	5.77	24.20	
18	10	2001137	COSTA Adrian	AUS	4.4	4.3	4.3	4.4	4.5	5.37	5.64	13.1	5.50	30.43	5.53	24.13	
19	33	2078446	STOHR Christian	SUI	4.2	4.0	4.0	4.3	4.2	5.97	5.19	12.4	5.58	28.51	6.05	24.03	
20	21	2325603	SHIMOYAMA Kenro	JPN	3.8	3.9	3.6	3.8	4.1	6.22	6.37	11.5	6.29	30.20	5.60	23.39	
21	4	2008994	BRASSARD Jean-Luc	CAN	3.9	3.4	3.9	4.2	4.3	5.20	5.47	12.0	5.33	28.77	5.98	23.31	
22	39	2078640	SUNDBERG Patrik	SWE	4.3	4.2	4.3	4.3	4.4	4.20	4.80	12.9	4.50	29.58	5.76	23.16	
23	30	2176707	PAYNTER Trennon	AUS	3.8	4.1	4.0	4.0	3.8	5.13	5.60	11.8	5.36	31.05	5.37	22.53	
24	36	2036639	BANNIKOV Alexei	KAZ	4.2	4.2	3.8	4.3	4.3	4.05	4.59	12.7	4.32	31.99	5.12	22.14	
25	44	2085915	GALLI Simone	ITA	4.1	3.7	3.7	4.1	3.8	5.15	4.99	11.6	5.07	34.93	4.34	21.01	
26	32	2177774	NAKAMOTO Katsuya	JPN	3.3	3.0	3.4	3.1	3.4	5.00	5.61	9.8	5.30	30.70	5.46	20.56	
27	38	2338892	TIUMENTSEV Vladimir	RUS	3.4	3.4	3.1	3.4	3.0	2.56	2.44	9.9	2.50	28.61	6.02	18.42	
28	14	2069910	DYBVIG Evan	USA	1.0	2.1	1.8	2.1	1.2	5.01	4.72	5.1	4.86	52.33	0.00	9.96	
29	40	2073984	TEMPLE Sam	GBR	2.1	0.9	1.3	1.2	1.7	4.87	4.72	4.2	4.79	51.10	0.04	9.03	





MEN'S MOGULS FINAL  
 BOSSES HOMMES, FINALE

DEER VALLEY RESORT   TUE 12 FEB 2002 / MAR 12 FEV 2002   START TIME / DEBUT 12:00

<b>F.I.S. T.D.:</b>	MOORE Chris	CAN	<b>Course Profile:</b>
<b>Chief of Competition:</b>	HASLOCK Chris	USA	Champion
<b>Head Judge:</b>	POHJAVIRTA Pipsa	FIN	<b>Length:</b> 262 m
<b>FIS Race Director:</b>	FITZGERALD Joe	FIS	<b>Width:</b> 10 m
<b>Jury Advisor:</b>	ROBINSON Chris	FIS	<b>Gradient:</b> 28°
<b>Chief of Course:</b>	MEAGHER Tim	USA	
<b>Assist. T.D.:</b>	SAAMANEN Jyrki	FIN	<b>Pace Time:</b> 30.11
<b>Assist. Head Judge:</b>	OPKVITNE Gunnar	NOR	
<b>Judge 1: (Turns)</b>	FARRAR David	USA	
<b>Judge 2: (Turns)</b>	ZHUKOV Valeri	RUS	
<b>Judge 3: (Turns)</b>	BLOMQUIST Anne	SWE	
<b>Judge 4: (Turns)</b>	COUTURIER Bertrand	FRA	
<b>Judge 5: (Turns)</b>	TANAKA Tina	JPN	
<b>Judge 6: (Air)</b>	BUHLER John	CAN	
<b>Judge 7: (Air)</b>	ORSATTI Alberto	ITA	
<b>Judging Score Verifier:</b>	FRYDMAN David	AUS	

Start No.	Bib	FIS Code	Name	NOC
1	7	2068552	NIOL Laurent	FRA
2	9	2278169	LUUSUA Tapio	FIN
3	12	2276811	FORTKORD Fredrik	SWE
4	20	2080968	REGNIER-LAFFORGUE Cedric	FRA
5	11	2019567	GREGOIRE Johann	FRA
6	16	2065739	MOSELEY Jonny	USA
7	19	2187280	BELLAVANCE Scott	CAN
8	28	2070783	TSUKITA Yugo	JPN
9	5	2016269	MUSTONEN Sami	FIN
10	3	2011322	ROCHON Stephane	CAN
11	22	2178744	JOHNSON Ryan	CAN
12	23	2072723	GAY Richard	FRA
13	1	2289519	BLOOM Jeremy	USA
14	6	2082714	RONKAINEN Mikko	FIN
15	2	2015978	LAHTELA Janne	FIN
16	8	2203770	MAYER Travis	USA



**MEN'S MOGULS  
BOSSES HOMMES**

DEER VALLEY RESORT   TUE 12 FEB 2002 / MAR 12 FEV 2002   START TIME / DEBUT 12:00

**F.I.S. T.D.:** MOORE Chris   CAN  
**Chief of Competition:** HASLOCK Chris   USA  
**Head Judge:** POHJAVIRTA Pipsa   FIN  
**FIS Race Director:** FITZGERALD Joe   FIS  
**Jury Advisor:** ROBINSON Chris   FIS  
**Chief of Course:** MEAGHER Tim   USA  
**Assist. T.D.:** SAAMANEN Jyrki   FIN  
**Assist. Head Judge:** OPKVITNE Gunnar   NOR  
**Judge 1: (Turns)** FARRAR David   USA  
**Judge 2: (Turns)** ZHUKOV Valeri   RUS  
**Judge 3: (Turns)** BLOMQUIST Anne   SWE  
**Judge 4: (Turns)** COUTURIER Bertrand   FRA  
**Judge 5: (Turns)** TANAKA Tina   JPN  
**Judge 6: (Air)** BUHLER John   CAN  
**Judge 7: (Air)** ORSATTI Alberto   ITA  
**Judging Score Verifier:** FRYDMAN David   AUS

**Course Profile:**  
 Champion  
**Length:** 262 m  
**Width:** 10 m  
**Gradient:** 28°  
**Pace Time:** 30.11

**Weather:** Clear  
**Air Temperature:** -4° C/25° F  
**Wind Direction:** N  
**Wind Speed:** 2 m/sec

Results from the Final - TUE 12 FEB 2002																	
Rank	Bib	FIS Code	Name	NOC	Turns					Air		Turns	Air	Time	Points	Score	Tie
					J1	J2	J3	J4	J5	J6	J7						
1	2	2015978	LAHTELA Janne	FIN	4.8	4.8	4.8	4.7	4.6	7.02	7.18	14.3	7.10	26.55	6.57	27.97	
2	8	2203770	MAYER Travis	USA	4.9	4.6	4.9	4.8	4.7	6.81	6.52	14.4	6.66	26.67	6.53	27.59	
3	23	2072723	GAY Richard	FRA	4.4	4.7	4.7	4.7	4.5	6.86	6.87	13.9	6.86	28.11	6.15	26.91	
4	16	2065739	MOSELEY Jonny	USA	4.8	4.7	4.8	4.7	4.7	6.66	6.45	14.2	6.55	28.56	6.03	26.78	
5	9	2278169	LUUSUA Tapio	FIN	4.7	4.7	4.7	4.6	4.6	6.43	6.11	14.0	6.27	27.16	6.40	26.67	
6	19	2187280	BELLAVANCE Scott	CAN	4.6	4.6	4.6	4.5	4.5	6.25	6.66	13.7	6.45	27.19	6.40	26.55	(3.0)
7	22	2178744	JOHNSON Ryan	CAN	4.6	4.5	4.4	4.6	4.4	7.05	6.75	13.5	6.90	28.11	6.15	26.55	(2.0)
8	6	2082714	RONKAINEN Mikko	FIN	4.7	4.7	4.6	4.5	4.6	6.73	6.26	13.9	6.49	28.31	6.10	26.49	
9	1	2289519	BLOOM Jeremy	USA	4.6	4.5	4.7	4.7	4.5	5.83	6.29	13.8	6.06	27.44	6.33	26.19	
10	5	2016269	MUSTONEN Sami	FIN	4.4	4.5	4.5	4.5	4.5	6.28	6.58	13.5	6.43	28.10	6.15	26.08	
11	20	2080968	REGNIER-LAFFORGUE Cedric	FRA	4.6	4.4	4.6	4.5	4.5	6.07	6.67	13.6	6.37	29.95	5.66	25.63	
12	7	2068552	NIOL Laurent	FRA	4.5	4.6	4.4	4.6	4.5	5.04	5.32	13.6	5.18	27.87	6.22	25.00	
13	12	2276811	FORTKORD Fredrik	SWE	4.4	4.5	4.6	4.5	4.4	5.05	5.66	13.4	5.35	28.15	6.14	24.89	
14	11	2019567	GREGOIRE Johann	FRA	3.4	3.6	3.7	3.8	3.7	5.92	5.30	11.0	5.61	28.06	6.16	22.77	
15	3	2011322	ROCHON Stephane	CAN	3.5	3.5	3.2	2.8	3.2	3.45	3.45	9.9	3.45	26.97	6.45	19.80	
16	28	2070783	TSUKITA Yugo	JPN	2.5	2.1	2.5	2.7	2.0	2.94	3.08	7.1	3.01	29.82	5.70	15.81	



Results from the Qualification - TUE 12 FEB 2002																	
Rank	Bib	FIS Code	Name	NOC	Turns					Air		Turns	Air	Time	Points	Score	Tie
					J1	J2	J3	J4	J5	J6	J7						
17	29	2044981	GLUSHENKO Vitali	RUS	4.5	4.3	4.3	4.3	4.2	5.15	5.92	12.9	5.53	29.53	5.77	24.20	
18	10	2001137	COSTA Adrian	AUS	4.4	4.3	4.3	4.4	4.5	5.37	5.64	13.1	5.50	30.43	5.53	24.13	
19	33	2078446	STOHR Christian	SUI	4.2	4.0	4.0	4.3	4.2	5.97	5.19	12.4	5.58	28.51	6.05	24.03	
20	21	2325603	SHIMOYAMA Kenro	JPN	3.8	3.9	3.6	3.8	4.1	6.22	6.37	11.5	6.29	30.20	5.60	23.39	
21	4	2008994	BRASSARD Jean-Luc	CAN	3.9	3.4	3.9	4.2	4.3	5.20	5.47	12.0	5.33	28.77	5.98	23.31	
22	39	2078640	SUNDBERG Patrik	SWE	4.3	4.2	4.3	4.3	4.4	4.20	4.80	12.9	4.50	29.58	5.76	23.16	
23	30	2176707	PAYNTER Trennon	AUS	3.8	4.1	4.0	4.0	3.8	5.13	5.60	11.8	5.36	31.05	5.37	22.53	
24	36	2036639	BANNIKOV Alexei	KAZ	4.2	4.2	3.8	4.3	4.3	4.05	4.59	12.7	4.32	31.99	5.12	22.14	
25	44	2085915	GALLI Simone	ITA	4.1	3.7	3.7	4.1	3.8	5.15	4.99	11.6	5.07	34.93	4.34	21.01	
26	32	2177774	NAKAMOTO Katsuya	JPN	3.3	3.0	3.4	3.1	3.4	5.00	5.61	9.8	5.30	30.70	5.46	20.56	
27	38	2338892	TIUMENTSEV Vladimir	RUS	3.4	3.4	3.1	3.4	3.0	2.56	2.44	9.9	2.50	28.61	6.02	18.42	
28	14	2069910	DYBVIG Evan	USA	1.0	2.1	1.8	2.1	1.2	5.01	4.72	5.1	4.86	52.33	0.00	9.96	



MEN'S MOGULS  
BOSSES HOMMES

DEER VALLEY RESORT   TUE 12 FEB 2002 / MAR 12 FEV 2002   START TIME / DEBUT 12:00

Rank	Bib	FIS Code	Name	NOC	Turns					Air		Turns	Air	Time	Points	Score	Tie
					J1	J2	J3	J4	J5	J6	J7						
29	40	2073984	TEMPLE Sam	GBR	2.1	0.9	1.3	1.2	1.7	4.87	4.72	4.2	4.79	51.10	0.04	9.03	
30	27	2175349	NODA Teppei	JPN	0.1	0.1	0.1	0.1	0.1	0.00	0.00	0.3	0.00	0.00	0.00	0.30	

Head Judge:  POHJAVIRTA Pipsa (FIN)	Chief of Scoring:  PIDGEON Ian (AUS)
--	--

**NOTE**  
Turns + Air + Time Points = Score

**LEGEND**  
J = Judge

Tie = Tie Break Points

N = North



AERIALS QUALIFICATION  
SAUT, QUALIFICATION

DEER VALLEY RESORT   SAT 16 FEB 2002 / SAM 16 FEV 2002   START TIME / DEBUT 10:00

<b>Radios:</b>	7:00	
<b>Lifts open:</b>	7:00	
<b>Coaches Course Inspection:</b>		
<b>Athletes Course Inspection:</b>		
<b>Jury Inspection:</b>	9:40	
<b>Shaping Complete:</b>	<b>Women:</b>	<b>Men:</b>
	8:15	11:45
<b>Speed Check:</b>	7:50 - 8:10	11:20 - 11:40
<b>Official Training:</b>	8:15 - 9:40	11:45 - 13:10
<b>Entry for competitors closed:</b>	9:00	12:30
<b>Photographers in place:</b>	9:30	13:00
<b>Entry for all closed:</b>	9:30	13:00
<b>Camera Forerunner(s): 0</b>		
<b>Forerunner(s): 0</b>		
<b>Start Time:</b>	10:00 - 11:12	13:30 - 14:51
<b>Press Conference:</b>		
<b>Next Team Captains Meeting:</b>	February 17th 2002, 18:00 - Park City Technical Compound	
<b>Miscellaneous:</b>		



WOMEN'S AERIALS QUALIFICATION  
SAUTS DAMES, QUALIFICATIONS

DEER VALLEY RESORT SAT 16 FEB 2002 / SAM 16 FEV 2002 START TIME / DEBUT 10:00

<b>F.I.S. T.D.:</b>	MOORE Chris	CAN	<b>Course Profile:</b>			
<b>Chief of Competition:</b>	HASLOCK Chris	USA	White Owl			
<b>Head Judge:</b>	POHJAVIRTA Pipsa	FIN				
<b>FIS Race Director:</b>	FITZGERALD Joe	FIS	<b>Distance:</b>		<b>Height:</b>	<b>Gradient:</b>
<b>Jury Advisor:</b>	ROBINSON Chris	FIS	<b>Inrun:</b>	60 m		25°
<b>Chief of Course:</b>	CHUMAS Spero	USA	<b>Table:</b>	23.5 m		0°
<b>Assist. T.D.:</b>	SAAMANEN Jyrki	FIN	<b>Landing:</b>	25 m		37.5°
<b>Assist. Head Judge:</b>	OPKVITNE Gunnar	NOR	<b>Kicker: #1</b>	3.60 m	1.80 m	55°
<b>Judge 1: (Air &amp; Form)</b>	BUHLER John	CAN	<b>#2</b>	6.90 m	3.50 m	64°
<b>Judge 2: (Air &amp; Form)</b>	ORSATTI Alberto	ITA	<b>#3</b>	6.90 m	3.50 m	65°
<b>Judge 3: (Air &amp; Form)</b>	FARRAR David	USA	<b>#4</b>	7.60 m	4.20 m	68°
<b>Judge 4: (Air &amp; Form)</b>	BLOMQUIST Anne	SWE	<b>#5</b>	7.60 m	4.20 m	70°
<b>Judge 5: (Air &amp; Form)</b>	ZHUKOV Valeri	RUS	<b>#6</b>	7.50 m	4.20 m	71°
<b>Judge 6: (Landing)</b>	COUTURIER Bertrand	FRA				
<b>Judge 7: (Landing)</b>	TANAKA Tina	JPN				
<b>Judging Score Verifier:</b>	FRYDMAN David	AUS				

Start No.	Bib	FIS Code	Name	NOC	Jump 1	D.D.	Kicker	Jump 2	D.D.	Kicker
1	5	2007151	BRENNER Veronica	CAN	bLF	2.900	2	bFF	3.150	2
2	1	2192518	TSUPER Alla	BLR	bFF	3.150	2	bFdF	3.550	3
3	11	2325118	IERODIACONOU Lydia	AUS	bFF	3.150	2	bdFT	3.250	2
4	16	2351312	LI Nina	CHN	bFF	3.150	2	bFdF	3.550	2
5	3	2274580	DIONNE Deidra	CAN	bLF	2.900	2	bFF	3.150	2
6	25	2324827	GUO Xin Xin	CHN	bLTF	3.500	6	bLFF	3.800	6
7	12	2335206	SLIVETS Assol	BLR	bFF	3.150	3	bLF	2.900	3
8	6	2263134	XU Nannan	CHN	bFF	3.150	2	bFdF	3.550	2
9	26	2353253	WANG Jiao	CHN	bLF	2.900	2	bFF	3.150	2
10	8	2060210	PETZOLD Brenda	USA	bLF	2.900	3	bFF	3.150	3
11	10	2325797	MUELLER Manuela	SUI	bFF	3.150	2	bLF	2.900	2
12	4	2201927	BAUER Veronica	CAN	bFF	3.150	2	bFdF	3.550	2
13	20	2075342	KOROLEVA Olga	RUS	bLF	2.900	3	bFF	3.150	3
14	13	2040519	LID Hilde Synnove	NOR	bLF	2.900	2	bFF	3.150	2
15	9	2059628	EVANS Tracy	USA	bLTF	3.500	6	bLFF	3.800	6
16	7	2044787	OREKHOVA Natalia	RUS	bFF	3.150	2	bFdF	3.550	2
17	22	2050898	LEU Evelyne	SUI	bLFF	3.800	4	bFFF	4.050	4
18	19	2271476	KOZACHENKO Tatiana	UKR	bFF	3.150	2	bFdF	3.550	2
19	21	2219193	CAMPLIN Alisa	AUS	bdFF	3.550	2	bFF	3.150	2
20	18	2353544	ZUKAL Anna	RUS	bLF	2.900	2	bFF	3.150	2
21	27	2055069	JOHANSSON Liselotte	SWE	bFF	3.150	2	bLF	2.900	2

EXPLANATION OF JUMP CODES:

Somersault direction	b = Back, f = Front, s = Side
Body Position	L = Lay (layout/straight), T = Tuck, P = Pike, l = Preceding twist was in the layout position
Number of twists	H = Half (½ twist), F = Full (1 twist), Ru = Rudy (1½ twist), dF = Double Full (2 twists), Ra = Randy (2½ twists), tF = Triple Full (3 twists)
e.g. bLTF	Back/Lay-Tuck-Full = Triple back somersault, with the first somersault laid out, second tucked and the third with a full twist.

LEGEND

D.D. = Degree of Difficulty



WOMEN'S AERIALS QUALIFICATION  
SAUT DAMES, QUALIFICATIONS

DEER VALLEY RESORT SAT 16 FEB 2002 / SAM 16 FEV 2002 START TIME / DEBUT 10:00

<b>F.I.S. T.D.:</b>	MOORE Chris	CAN
<b>Chief of Competition:</b>	HASLOCK Chris	USA
<b>Head Judge:</b>	POHJAVIRTA Pipsa	FIN
<b>FIS Race Director:</b>	FITZGERALD Joe	FIS
<b>Jury Advisor:</b>	ROBINSON Chris	FIS
<b>Chief of Course:</b>	CHUMAS Spero	USA
<b>Assist. T.D.:</b>	SAAMANEN Jyrki	FIN
<b>Assist. Head Judge:</b>	OPKVITNE Gunnar	NOR
<b>Judge 1: (Air &amp; Form)</b>	BUHLER John	CAN
<b>Judge 2: (Air &amp; Form)</b>	ORSATTI Alberto	ITA
<b>Judge 3: (Air &amp; Form)</b>	FARRAR David	USA
<b>Judge 4: (Air &amp; Form)</b>	BLOMQUIST Anne	SWE
<b>Judge 5: (Air &amp; Form)</b>	ZHUKOV Valeri	RUS
<b>Judge 6: (Landing)</b>	COUTURIER Bertrand	FRA
<b>Judge 7: (Landing)</b>	TANAKA Tina	JPN
<b>Judging Score Verifier:</b>	FRYDMAN David	AUS

**Course Profile:**  
White Owl

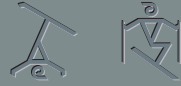
	<b>Distance:</b>	<b>Height:</b>	<b>Gradient:</b>
<b>Inrun:</b>	60 m		25°
<b>Table:</b>	23.5 m		0°
<b>Landing:</b>	25 m		37.5°
<b>Kicker: #1</b>	3.60 m	1.80 m	55°
<b>#2</b>	6.90 m	3.50 m	64°
<b>#3</b>	6.90 m	3.50 m	65°
<b>#4</b>	7.60 m	4.20 m	68°
<b>#5</b>	7.60 m	4.20 m	70°
<b>#6</b>	7.50 m	4.20 m	71°

**Weather:** Clear  
**Air Temperature:** -1° C/30° F  
**Snow Temperature:** -9° C/16° F  
**Wind Direction:** SE  
**Wind Speed:** 0 m/sec

Rank	Bib	FIS Code	Name	NOC	Air & Form					Landing		A&F Ldg	Jump	D.D. Score	Total Tie	
					J1	J2	J3	J4	J5	J6	J7					
1	22	2050898	LEU Evelyne	SUI	5.9	6.1	6.1	6.6	6.1	3.0	3.0	18.3	9.00	bLFF	3.800	103.74
					5.8	6.0	5.5	5.6	5.5	2.4	2.7	16.9	7.65	bFFF	4.050	99.42
2	21	2219193	CAMPLIN Alisa	AUS	5.6	6.1	5.6	6.0	6.0	3.0	2.9	17.6	8.85	bdFF	3.550	93.89
					6.6	6.6	6.7	6.6	6.3	2.9	2.9	19.8	8.70	bFF	3.150	89.77
3	1	2192518	TSUPER Alla	BLR	5.9	6.2	6.1	6.1	6.1	2.9	2.9	18.3	8.70	bFdF	3.550	95.85
					6.3	6.0	5.9	6.6	6.3	2.9	2.8	18.6	8.55	bFF	3.150	85.52
4	16	2351312	LI Nina	CHN	6.5	6.6	6.9	6.3	6.4	2.9	2.9	19.5	8.70	bFF	3.150	88.83
					5.7	6.2	6.0	5.8	6.0	2.7	2.8	17.8	8.25	bFdF	3.550	92.47
5	3	2274580	DIONNE Deidra	CAN	6.6	6.6	6.7	6.7	6.5	2.9	3.0	19.9	8.85	bFF	3.150	90.56
					6.6	6.8	6.7	6.8	6.6	2.9	3.0	20.1	8.85	bLF	2.900	83.95
6	7	2044787	OREKHOVA Natalia	RUS	6.8	6.6	6.5	6.5	6.6	2.7	2.8	19.7	8.25	bFF	3.150	88.04
					6.8	6.8	6.5	6.5	6.7	2.6	2.8	20.0	8.10	bLF	2.900	81.49
7	18	2353544	ZUKAL Anna	RUS	6.1	6.4	6.3	6.4	6.3	2.9	2.8	19.0	8.55	bLF	2.900	79.89
					6.4	6.5	6.5	6.5	6.5	2.9	3.0	19.5	8.85	bFF	3.150	89.30
8	5	2007151	BRENNER Veronica	CAN	6.3	6.3	6.3	6.2	6.3	2.9	3.0	18.9	8.85	bFF	3.150	87.41
					6.5	6.2	5.7	6.5	6.1	3.0	3.0	18.8	9.00	bLF	2.900	80.62
9	4	2201927	BAUER Veronika	CAN	6.5	6.3	6.4	6.3	6.4	1.7	1.5	19.1	4.80	bFF	3.150	75.28
					5.3	6.0	5.7	5.6	6.0	2.9	2.9	17.3	8.70	bFdF	3.550	92.30
10	11	2325118	IERODIACONOU Lydia	AUS	6.3	5.8	6.5	6.2	6.1	2.5	2.5	18.6	7.50	bFF	3.150	82.21
					5.6	5.8	4.6	5.8	5.7	2.9	2.9	17.1	8.70	bdFT	3.250	83.85
11	20	2075342	KOROLEVA Olga	RUS	5.6	5.6	5.7	5.8	6.2	3.0	3.0	17.1	9.00	bLF	2.900	75.69
					6.7	6.2	6.2	6.2	6.6	2.7	2.8	19.0	8.25	bFF	3.150	85.83
12	6	2263134	XU Nannan	CHN	5.5	5.9	6.1	5.9	5.8	2.9	2.8	17.6	8.55	bFF	3.150	82.37
					5.5	5.6	5.9	5.4	4.4	1.7	2.0	16.5	5.55	bFdF	3.550	78.27
13	12	2335206	SLIVETS Assol	BLR	6.3	6.0	6.2	6.3	6.2	2.5	2.6	18.7	7.65	bFF	3.150	83.00
					5.9	6.0	5.7	5.8	5.9	2.7	2.8	17.6	8.25	bLF	2.900	74.96
14	9	2059628	EVANS Tracy	USA	6.2	6.3	5.9	6.2	5.9	2.9	2.9	18.3	8.70	bFF	3.150	85.05
					5.2	5.6	5.2	5.2	5.6	1.1	1.0	16.0	3.15	bLTF	3.500	67.02
15	19	2271476	KOZACHENKO Tatiana	UKR	6.5	6.2	5.9	6.3	6.2	3.0	2.9	18.7	8.85	bLF	2.900	79.89
					5.3	5.5	5.0	5.1	5.6	2.3	2.2	15.9	6.75	bFF	3.150	71.34
16	13	2040519	LID Hilde Synnove	NOR	6.3	6.3	5.5	5.9	6.1	1.0	1.1	18.3	3.15	bLF	2.900	62.20
					6.3	6.5	6.2	6.2	6.3	2.9	2.9	18.8	8.70	bFF	3.150	86.62







WOMEN'S AERIALS  
SAUT DAMES

DEER VALLEY RESORT   MON 18 FEB 2002 / LUN 18 FEV 2002   START TIME / DEBUT 12:00

<b>Radios:</b>	7:00
<b>Lifts open:</b>	7:00
<b>Coaches Course Inspection:</b>	
<b>Athletes Course Inspection:</b>	
<b>Jury Inspection:</b>	11:30
<b>Shaping Complete:</b>	9:40
<b>Speed Check:</b>	9:50 - 10:10
<b>Official Training:</b>	10:15 - 11:30
<b>Entry for competitors closed:</b>	
<b>Photographers in place:</b>	11:30
<b>Entry for all closed:</b>	11:30
<b>Showcase of Athletes:</b>	11:30 - 11:40
<b>Camera Forerunner(s): 0</b>	
<b>Forerunner(s): 3</b>	11:40 - 11:45
<b>Finals:</b>	Jump 1: 12:00 - 12:28 / Jump 2: 12:40 - 13:08
<b>Flower Ceremony:</b>	13:12
<b>Press Conference:</b>	14:00
<b>Medal Ceremony:</b>	20:00
<b>Next Team Captains Meeting:</b>	February 18th 2002, 18:00 - Park City Technical Compound
<b>Miscellaneous:</b>	



WOMEN'S AERIALS FINAL  
SAUT DAMES, FINALE

DEER VALLEY RESORT MON 18 FEB 2002 / LUN 18 FEV 2002 START TIME / DEBUT 12:00

<b>F.I.S. T.D.:</b>	MOORE Chris	CAN	<b>Course Profile:</b>				<b>Forerunners:</b>	
<b>Chief of Competition:</b>	HASLOCK Chris	USA				<b>F1</b> REED Kate	USA	
<b>Head Judge:</b>	POHAVIRTA Pipsa	FIN	White Owl			<b>F2</b> CRADDOCK Christina	USA	
<b>FIS Race Director:</b>	FITZGERALD Joe	FIS		<b>Distance:</b>	<b>Height:</b>	<b>Gradient:</b>	<b>F3</b> LINDSEY Jana	USA
<b>Jury Advisor:</b>	ROBINSON Chris	FIS		<b>Inrun:</b>	60 m	25°		
<b>Chief of Course:</b>	CHUMAS Spero	USA		<b>Table:</b>	23.5 m	0°		
<b>Assist. T.D.:</b>	SAAMANEN Jyrki	FIN		<b>Landing:</b>	25 m	37.5°		
<b>Assist. Head Judge:</b>	OPKVITNE Gunnar	NOR		<b>Kicker: #1</b>	3.60 m	1.80 m	55°	
<b>Judge 1: (Air &amp; Form)</b>	BUHLER John	CAN		<b>#2</b>	6.90 m	3.50 m	64°	
<b>Judge 2: (Air &amp; Form)</b>	ORSATTI Alberto	ITA		<b>#3</b>	6.90 m	3.50 m	65°	
<b>Judge 3: (Air &amp; Form)</b>	FARRAR David	USA		<b>#4</b>	7.60 m	4.20 m	68°	
<b>Judge 4: (Air &amp; Form)</b>	BLOMQUIST Anne	SWE		<b>#5</b>	7.60 m	4.20 m	70°	
<b>Judge 5: (Air &amp; Form)</b>	ZHUKOV Valeri	RUS		<b>#6</b>	7.50 m	4.20 m	71°	
<b>Judge 6: (Landing)</b>	COUURIER Bertrand	FRA						
<b>Judge 7: (Landing)</b>	TANAKA Tina	JPN						
<b>Judging Score Verifier:</b>	FRYDMAN David	AUS						

Start No.	Bib	FIS Code	Name	NOC	Jump 1	D.D.	Kicker	Jump 2	D.D.	Kicker
1	6	2263134	XU Nannan	CHN	bFdF	3.550	2	bdFF	3.550	2
2	20	2075342	KOROLEVA Olga	RUS	bLTF	3.500	5	bFF	3.150	3
3	11	2325118	IERODIACONOU Lydia	AUS	bdFF	3.550	2	bFF	3.150	2
4	4	2201927	BAUER Veronika	CAN	bdFF	3.550	2	bFdF	3.550	2
5	5	2007151	BRENNER Veronica	CAN	bFF	3.150	2	bFdF	3.550	2
6	18	2353544	ZUKAL Anna	RUS	bLF	2.900	2	bFF	3.150	2
7	7	2044787	OREKHOVA Natalia	RUS	bFF	3.150	2	bFdF	3.550	2
8	3	2274580	DIONNE Deidra	CAN	bFF	3.150	2	bdFF	3.550	2
9	16	2351312	LI Nina	CHN	bdFF	3.550	2	bFdF	3.550	2
10	1	2192518	TSUPER Alla	BLR	bFF	3.150	2	bFdF	3.550	2
11	21	2219193	CAMPLIN Alisa	AUS	bdFF	3.550	2	bFdF	3.550	2
12	22	2050898	LEU Evelyne	SUI	bLFF	3.800	4	bFFF	4.050	4

EXPLANATION OF JUMP CODES:

Somersault direction	b = Back, f = Front, s = Side
Body Position	L = Lay (layout/straight), T = Tuck, P = Pike, I = Preceding twist was in the layout position
Number of twists	H = Half (½ twist), F = Full (1 twist), Ru = Rudy (1½ twist), dF = Double Full (2 twists), Ra = Randy (2½ twists), tF = Triple Full (3 twists)
e.g. bLTF	Back/Lay-Tuck-Full = Triple back somersault, with the first somersault laid out, second tucked and the third with a full twist.

LEGEND



WOMEN'S AERIALS  
SAUT DAMES

DEER VALLEY RESORT MON 18 FEB 2002 / LUN 18 FEV 2002 START TIME / DEBUT 12:00

<b>F.I.S. T.D.:</b>	MOORE Chris	CAN	<b>Course Profile:</b>		<b>Forerunners:</b>	
<b>Chief of Competition:</b>	HASLOCK Chris	USA	White Owl		<b>F1</b> REED Kate	USA
<b>Head Judge:</b>	POHJAVIRTA Pipsa	FIN			<b>F2</b> CRADDOCK Christina	USA
<b>FIS Race Director:</b>	FITZGERALD Joe	FIS	<b>Distance:</b>	60 m	<b>F3</b> LINDSEY Jana	USA
<b>Jury Advisor:</b>	ROBINSON Chris	FIS	<b>Inrun:</b>	23.5 m		
<b>Chief of Course:</b>	CHUMAS Spero	USA	<b>Table:</b>	25 m		
<b>Assist. T.D.:</b>	SAAMANEN Jyrki	FIN	<b>Landing:</b>	25 m	37.5°	
<b>Assist. Head Judge:</b>	OPKVITNE Gunnar	NOR	<b>Kicker: #1</b>	3.60 m	1.80 m	55°
<b>Judge 1: (Air &amp; Form)</b>	BUHLER John	CAN	<b>#2</b>	6.90 m	3.50 m	64°
<b>Judge 2: (Air &amp; Form)</b>	ORSATTI Alberto	ITA	<b>#3</b>	6.90 m	3.50 m	65°
<b>Judge 3: (Air &amp; Form)</b>	FARRAR David	USA	<b>#4</b>	7.60 m	4.20 m	68°
<b>Judge 4: (Air &amp; Form)</b>	BLOMQUIST Anne	SWE	<b>#5</b>	7.60 m	4.20 m	70°
<b>Judge 5: (Air &amp; Form)</b>	ZHUKOV Valeri	RUS	<b>#6</b>	7.50 m	4.20 m	71°
<b>Judge 6: (Landing)</b>	COUTURIER Bertrand	FRA				
<b>Judge 7: (Landing)</b>	TANAKA Tina	JPN				
<b>Judging Score Verifier:</b>	FRYDMAN David	AUS				
			<b>Weather:</b>	Partly Cloudy		
			<b>Air Temperature:</b>	-1° C/31° F		
			<b>Snow Temperature:</b>	-6° C/21° F		
			<b>Wind Direction:</b>	N		
			<b>Wind Speed:</b>	2 m/sec		

Results from the Final - MON 18 FEB 2002				Air & Form					Landing									
Rank	Bib	FIS Code	Name	NOC	J1	J2	J3	J4	J5	J6	J7	A&F	Ldg	Jump	D.D.	Score	Total	Tie
1	21	2219193	CAMPLIN Alisa	AUS	5.9	6.0	6.0	6.3	6.3	2.8	2.6	18.3	8.10	bdFF	3.550	93.72		
					6.5	6.8	6.4	6.4	6.5	2.8	3.0	19.4	8.70	bFdf	3.550	99.75	193.47	
2	5	2007151	BRENNER Veronica	CAN	6.7	6.5	6.8	6.7	6.5	2.9	2.9	19.9	8.70	bFF	3.150	90.09		
					6.5	6.6	6.4	6.4	6.2	3.0	2.9	19.3	8.85	bFdf	3.550	99.93	190.02	
3	3	2274580	DIONNE Deidra	CAN	6.5	6.4	6.8	6.4	6.5	2.9	3.0	19.4	8.85	bFF	3.150	88.98		
					6.7	6.3	6.7	6.6	6.4	2.9	2.8	19.7	8.55	bFdf	3.550	100.28	189.26	
4	20	2075342	KOROLEVA Olga	RUS	6.0	6.4	6.3	6.2	6.8	3.0	3.0	18.9	9.00	bLTF	3.500	97.65		
					6.6	6.6	6.6	6.4	6.8	3.0	3.0	19.8	9.00	bFF	3.150	90.72	188.37	
5	16	2351312	LI Nina	CHN	6.8	6.5	6.5	6.6	6.3	2.6	2.8	19.6	8.10	bFF	3.150	87.25		
					6.6	6.5	6.6	6.1	6.1	2.9	2.7	19.2	8.40	bFdf	3.550	97.98	185.23	
6	18	2353544	ZUKAL Anna	RUS	6.8	6.8	6.6	6.5	6.7	2.9	2.9	20.1	8.70	bLF	2.900	83.52		
					6.7	6.7	6.5	6.7	6.8	2.9	2.9	20.1	8.70	bFF	3.150	90.72	174.24	
7	7	2044787	OREKHOVA Natalia	RUS	6.4	6.4	6.7	6.4	6.6	2.7	2.6	19.4	7.95	bFF	3.150	86.15		
					6.7	6.7	6.7	6.7	6.7	3.0	3.0	20.1	9.00	bLF	2.900	84.39	170.54	
8	11	2325118	IERODIACONOU Lydia	AUS	5.7	5.3	5.6	6.2	5.9	2.3	2.1	17.2	6.60	bdFF	3.550	84.49		
					5.9	6.1	6.2	6.1	6.4	2.9	2.8	18.4	8.55	bFF	3.150	84.89	169.38	
9	1	2192518	TSUPER Alla	BLR	6.0	6.3	6.1	5.8	6.3	3.0	2.9	18.4	8.85	bFdf	3.550	96.73		
					6.2	6.0	6.0	6.3	5.9	1.2	1.1	18.2	3.45	bFF	3.150	68.19	164.92	
10	4	2201927	BAUER Veronika	CAN	5.8	5.7	5.5	5.9	6.3	2.0	2.3	17.4	6.45	bdFF	3.550	84.66		
					4.6	4.3	5.2	5.3	5.2	1.6	1.4	15.0	4.50	bFdf	3.550	69.22	153.88	
11	22	2050898	LEU Evelyne	SUI	5.5	5.2	5.7	5.8	5.3	0.9	0.8	16.5	2.55	bLFF	3.800	72.39		
					5.5	5.2	5.3	5.4	5.4	0.8	0.8	16.1	2.40	bFFF	4.050	74.92	147.31	
12	6	2263134	XU Nannan	CHN	5.4	5.5	5.1	5.3	5.1	0.5	0.7	15.8	1.80	bFdf	3.550	62.48		
					5.3	5.3	5.3	6.0	5.6	1.5	1.5	16.2	4.50	bdFF	3.550	73.48	135.96	



Results from the Qualification - SAT 16 FEB 2002				Air & Form					Landing									
Rank	Bib	FIS Code	Name	NOC	J1	J2	J3	J4	J5	J6	J7	A&F	Ldg	Jump	D.D.	Score	Total	Tie
13	12	2335206	SLIVETS Assol	BLR	6.3	6.0	6.2	6.3	6.2	2.5	2.6	18.7	7.65	bFF	3.150	83.00		
					5.9	6.0	5.7	5.8	5.9	2.7	2.8	17.6	8.25	bLF	2.900	74.96	157.96	
14	9	2059628	EVANS Tracy	USA	6.2	6.3	5.9	6.2	5.9	2.9	2.9	18.3	8.70	bFF	3.150	85.05		
					5.2	5.6	5.2	5.2	5.6	1.1	1.0	16.0	3.15	bLTF	3.500	67.02	152.07	
15	19	2271476	KOZACHENKO Tatiana	UKR	6.5	6.2	5.9	6.3	6.2	3.0	2.9	18.7	8.85	bLF	2.900	79.89		
					5.3	5.5	5.0	5.1	5.6	2.3	2.2	15.9	6.75	bFF	3.150	71.34	151.23	



WOMEN'S AERIALS  
SAUT DAMES

DEER VALLEY RESORT   MON 18 FEB 2002 / LUN 18 FEV 2002   START TIME / DEBUT 12:00

Rank	Bib	FIS Code	Name	NOC	Air & Form					Landing				D.D.	Score	Total	Tie
					J1	J2	J3	J4	J5	J6	J7	A&F	Ldg				
16	13	2040519	LID Hilde Synnove	NOR	6.3	6.3	5.5	5.9	6.1	1.0	1.1	18.3	3.15	bLF	2.900	62.20	148.82
					6.3	6.5	6.2	6.2	6.3	2.9	2.9	18.8	8.70	bFF	3.150	86.62	
17	8	2060210	PETZOLD Brenda	USA	5.5	5.6	6.0	5.7	5.9	1.1	0.9	17.2	3.00	bLF	2.900	58.58	137.80
					5.2	5.5	5.5	5.3	5.6	3.0	2.9	16.3	8.85	bFF	3.150	79.22	
18	26	2353253	WANG Jiao	CHN	6.1	5.3	5.8	5.5	5.4	3.0	2.9	16.7	8.85	bLF	2.900	74.09	136.77
					5.3	5.2	4.5	5.1	5.1	1.3	1.7	15.4	4.50	bFF	3.150	62.68	
19	25	2324827	GUO Xin Xin	CHN	4.9	4.1	4.5	5.0	5.0	0.3	0.3	14.4	0.90	bLTF	3.500	53.55	130.31
					5.8	5.5	5.5	6.0	5.9	1.0	1.0	17.2	3.00	bLFF	3.800	76.76	
20	10	2325797	MUELLER Manuela	SUI	4.3	4.7	4.4	4.5	4.8	1.2	1.1	13.6	3.45	bFF	3.150	53.70	125.47
					5.5	5.3	5.4	5.6	5.1	2.8	2.9	16.2	8.55	bLF	2.900	71.77	
21	27	2055069	JOHANSSON Liselotte	SWE	6.3	6.3	6.1	6.2	6.2	2.7	2.8	18.7	8.25	bFF	3.150	84.89	125.20
					4.0	4.1	4.0	3.8	4.2	0.6	0.6	12.1	1.80	bLF	2.900	40.31	

Head Judge:  POHJAVIRTA Pipsa (FIN)	Chief of Scoring:  PIDGEON Ian (AUS)
---	---

EXPLANATION OF JUMP CODES:

Somersault direction	b = Back, f = Front, s = Side
Body Position	L = Lay (layout/straight), T = Tuck, P = Pike, l = Preceding twist was in the layout position
Number of twists	H = Half (½ twist), F = Full (1 twist), Ru = Rudy (1½ twist), dF = Double Full (2 twists), Ra = Randy (2½ twists), tF = Triple Full (3 twists)
e.g. bLTF	Back/Lay-Tuck-Full = Triple back somersault, with the first somersault laid out, second tucked and the third with a full twist.

**NOTE**  
Air & Form + Landing x D.D. (Degree of Difficulty) = Score

<b>LEGEND</b>			
J = Judge	A&F = Air & Form	Ldg = Landing	D.D. = Degree of Difficulty
Tie = Tie Break Points	N = North		



MEN'S AERIALS QUALIFICATION  
SAUT HOMMES, QUALIFICATIONS

DEER VALLEY RESORT SAT 16 FEB 2002 / SAM 16 FEV 2002 START TIME / DEBUT 13:30

<b>F.I.S. T.D.:</b>	MOORE Chris	CAN	<b>Course Profile:</b>			
<b>Chief of Competition:</b>	HASLOCK Chris	USA	White Owl			
<b>Head Judge:</b>	POHJAVIRTA Pipsa	FIN				
<b>FIS Race Director:</b>	FITZGERALD Joe	FIS	<b>Distance:</b>		<b>Height:</b>	<b>Gradient:</b>
<b>Jury Advisor:</b>	ROBINSON Chris	FIS	<b>Inrun:</b>	60 m		25°
<b>Chief of Course:</b>	CHUMAS Spero	USA	<b>Table:</b>	23.5 m		0°
<b>Assist. T.D.:</b>	SAAMANEN Jyrki	FIN	<b>Landing:</b>	25 m		37.5°
<b>Assist. Head Judge:</b>	OPKVITNE Gunnar	NOR	<b>Kicker: #1</b>	3.60 m	1.80 m	55°
<b>Judge 1: (Air &amp; Form)</b>	BUHLER John	CAN	<b>#2</b>	6.90 m	3.50 m	64°
<b>Judge 2: (Air &amp; Form)</b>	ORSATTI Alberto	ITA	<b>#3</b>	6.90 m	3.50 m	65°
<b>Judge 3: (Air &amp; Form)</b>	FARRAR David	USA	<b>#4</b>	7.60 m	4.20 m	68°
<b>Judge 4: (Air &amp; Form)</b>	BLOMQUIST Anne	SWE	<b>#5</b>	7.60 m	4.20 m	70°
<b>Judge 5: (Air &amp; Form)</b>	ZHUKOV Valeri	RUS	<b>#6</b>	7.50 m	4.20 m	71°
<b>Judge 6: (Landing)</b>	COUTURIER Bertrand	FRA				
<b>Judge 7: (Landing)</b>	TANAKA Tina	JPN				
<b>Judging Score Verifier:</b>	FRYDMAN David	AUS				

Start No.	Bib	FIS Code	Name	NOC	Jump 1	D.D.	Kicker	Jump 2	D.D.	Kicker
1	20	2192615	ABLAEV Enver	UKR	bFFF	4.050	6	bLdFF	4.200	6
2	17	2165067	RAK Dmitri	BLR	bFFF	4.050	5	bFdFF	4.450	5
3	32	2263328	OU Xiaotao	CHN	bdFFF	4.450	4	bFdFF	4.450	4
4	16	2009091	CAPICIK Andy	CAN	bLdFF	4.200	5	bFdFF	4.450	5
5	3	2014135	VALENTA Ales	CZE	bdFFF	4.450	4	bFdFF	4.450	4
6	26	2353447	QIU Sen	CHN	bFFF	4.050	5	bFdFF	4.450	5
7	9	2164970	DASHINSKI Dmitri	BLR	bLdFF	4.200	5	bFdFF	4.450	5
8	1	2062344	BERGOUST Eric	USA	bdFFF	4.450	6	bFdFF	4.450	6
9	12	2306591	WALTI Martin	SUI	bRuHF	4.050	4	bRuRuF	4.375	4
10	22	2265753	PETERSON Jeret	USA	bLdFF	4.200	6	bFdFF	4.450	6
11	14	2063120	CURRUTT Brian	USA	bFFF	4.050	6	bFdFF	4.450	6
12	33	2264686	NAKANISHI Taku	JPN	bLdFF	4.200	4	bFFF	4.050	4
13	10	2312023	KAUFMANN Christian	SUI	bRuHF	4.050	4	bHIRuF	4.125	4
14	23	2045951	GALE Miha	SLO	bLdFF	4.200	4	bFFF	4.050	4
15	2	2192130	GRICHIN Alexei	BLR	bLdFF	4.200	5	bFdFF	4.450	5
16	4	2184758	BEAN Jeff	CAN	bFdFF	4.450	5	bdFFF	4.450	5
17	8	2271185	OMISCHL Steve	CAN	bLdFF	4.200	5	bFdFF	4.450	5
18	28	2344518	HAN Xiaopeng	CHN	bFFF	4.050	4	bFdFF	4.450	4
19	7	2192906	ARKHIPOV Dmitry	RUS	bFdFF	4.450	5	bdFFF	4.450	5
20	13	2079416	PACK Joe	USA	bFdFF	4.450	6	bLdFF	4.200	6
21	19	2074178	KRAVCHUK Stanislav	UKR	bFdFF	4.450	5	bLdFF	4.200	5
22	6	2009867	FONTAINE Nicolas	CAN	bFdFF	4.450	5	bdFFF	4.450	5
23	35	2064090	GETTY Clyde	ARG	bLTT	3.200	4	bLTF	3.500	4
24	36	2045272	MIKHAILOV Alexandre	RUS	bFdFF	4.450	5	bFFF	4.050	5
25	31	2308434	LEBEDEV Vladimir	RUS	bLFF	3.800	5	bFFF	4.050	5

EXPLANATION OF JUMP CODES:

Somersault direction	b = Back, f = Front, s = Side
Body Position	L = Lay (layout/straight), T = Tuck, P = Pike, l = Preceding twist was in the layout position
Number of twists	H = Half (½ twist), F = Full (1 twist), Ru = Rudy (1½ twist), dF = Double Full (2 twists), Ra = Randy (2½ twists), tF = Triple Full (3 twists)
e.g. bLTF	Back/Lay-Tuck-Full = Triple back somersault, with the first somersault laid out, second tucked and the third with a full twist.

LEGEND

D.D. = Degree of Difficulty



MEN'S AERIALS QUALIFICATION  
SAUT HOMMES, QUALIFICATIONS

DEER VALLEY RESORT SAT 16 FEB 2002 / SAM 16 FEV 2002 START TIME / DEBUT 13:30

<b>F.I.S. T.D.:</b>	MOORE Chris	CAN	<b>Course Profile:</b>				
<b>Chief of Competition:</b>	HASLOCK Chris	USA	White Owl				
<b>Head Judge:</b>	POHJAVIRTA Pipsa	FIN					
<b>FIS Race Director:</b>	FITZGERALD Joe	FIS		<b>Distance:</b>	<b>Height:</b>	<b>Gradient:</b>	
<b>Jury Advisor:</b>	ROBINSON Chris	FIS		<b>Inrun:</b>	60 m	25°	
<b>Chief of Course:</b>	CHUMAS Spero	USA		<b>Table:</b>	23.5 m	0°	
<b>Assist. T.D.:</b>	SAAMANEN Jyrki	FIN		<b>Landing:</b>	25 m	37.5°	
<b>Assist. Head Judge:</b>	OPKVITNE Gunnar	NOR		<b>Kicker: #1</b>	3.60 m	1.80 m	55°
<b>Judge 1: (Air &amp; Form)</b>	BUHLER John	CAN		<b>#2</b>	6.90 m	3.50 m	64°
<b>Judge 2: (Air &amp; Form)</b>	ORSATTI Alberto	ITA		<b>#3</b>	6.90 m	3.50 m	65°
<b>Judge 3: (Air &amp; Form)</b>	FARRAR David	USA		<b>#4</b>	7.60 m	4.20 m	68°
<b>Judge 4: (Air &amp; Form)</b>	BLOMQUIST Anne	SWE		<b>#5</b>	7.60 m	4.20 m	70°
<b>Judge 5: (Air &amp; Form)</b>	ZHUKOV Valeri	RUS		<b>#6</b>	7.50 m	4.20 m	71°
<b>Judge 6: (Landing)</b>	COUTURIER Bertrand	FRA					
<b>Judge 7: (Landing)</b>	TANAKA Tina	JPN					
<b>Judging Score Verifier:</b>	FRYDMAN David	AUS					
				<b>Weather:</b>	Mostly Cloudy		
				<b>Air Temperature:</b>	4° C/40° F		
				<b>Snow Temperature:</b>	-8° C/18° F		
				<b>Wind Direction:</b>	N		
				<b>Wind Speed:</b>	1 m/sec		

Rank	Bib	FIS Code	Name	NOC	Air & Form					Landing		A&F	Ldg	Jump	D.D.	Score	Total	Tie
					J1	J2	J3	J4	J5	J6	J7							
1	2	2192130	GRICHIN Alexei	BLR	6.9	6.7	6.7	6.8	6.8	3.0	3.0	20.3	9.00	bFdFF	4.450	130.38		
					6.9	6.6	6.6	6.7	6.9	2.9	2.9	20.2	8.70	bLdFF	4.200	121.38	251.76	
2	1	2062344	BERGOUST Eric	USA	6.8	6.5	6.9	6.7	6.5	2.9	2.9	20.0	8.70	bFdFF	4.450	127.71		
					5.9	6.4	5.9	6.4	6.5	2.6	2.4	18.7	7.50	bdFFF	4.450	116.59	244.30	
3	13	2079416	PACK Joe	USA	6.1	6.5	6.3	6.6	6.4	3.0	2.9	19.2	8.85	bFdFF	4.450	124.82		
					6.5	6.5	6.5	6.2	6.5	3.0	2.8	19.5	8.70	bLdFF	4.200	118.44	243.26	
4	8	2271185	OMISCHL Steve	CAN	6.3	6.5	6.2	6.4	6.2	2.9	2.9	18.9	8.70	bLdFF	4.200	115.92		
					6.9	6.5	6.9	6.5	6.6	2.8	2.8	20.0	8.40	bFdFF	4.450	126.38	242.30	
5	17	2165067	RAK Dmitri	BLR	6.8	6.8	6.9	6.6	6.6	2.9	2.7	20.2	8.40	bFFF	4.050	115.83		
					6.4	6.4	6.5	6.3	6.1	3.0	3.0	19.1	9.00	bFdFF	4.450	125.04	240.87	
6	16	2009091	CAPICIK Andy	CAN	6.5	6.5	6.4	6.5	6.3	2.9	3.0	19.4	8.85	bLdFF	4.200	118.65		
					6.1	6.3	6.5	6.6	6.3	2.8	2.6	19.1	8.10	bFdFF	4.450	121.04	239.69	
7	22	2265753	PETERSON Jeret	USA	6.5	6.7	6.7	6.4	6.5	2.9	3.0	19.7	8.85	bLdFF	4.200	119.91		
					6.3	6.3	6.5	6.3	6.3	2.6	2.4	18.9	7.50	bFdFF	4.450	117.48	237.39	
8	3	2014135	VALENTA Ales	CZE	6.2	5.8	5.7	6.2	6.0	3.0	2.9	18.0	8.85	bdFFF	4.450	119.48		
					6.4	6.2	5.6	6.4	5.5	2.6	2.5	18.2	7.65	bFdFF	4.450	115.03	234.51	
9	4	2184758	BEAN Jeff	CAN	6.6	6.5	6.6	6.3	6.4	2.6	2.8	19.5	8.10	bFdFF	4.450	122.82		
					5.3	6.2	5.5	6.4	6.0	2.1	2.2	17.7	6.45	bdFFF	4.450	107.46	230.28	
10	14	2063120	CURRUTT Brian	USA	6.1	5.8	6.4	6.3	6.1	2.3	2.5	18.5	7.20	bFFF	4.050	104.08		
					6.2	6.4	6.1	6.3	6.2	2.9	2.9	18.7	8.70	bFdFF	4.450	121.93	226.01	
11	19	2074178	KRAVCHUK Stanislav	UKR	5.6	5.8	5.6	5.7	5.7	2.7	2.6	17.0	7.95	bFdFF	4.450	111.02		
					6.5	6.6	6.2	6.2	6.2	2.9	2.7	18.9	8.40	bLdFF	4.200	114.66	225.68	
12	9	2164970	DASHINSKI Dmitri	BLR	6.3	6.0	6.1	6.5	6.3	1.2	1.1	18.7	3.45	bFdFF	4.450	98.56		
					6.8	6.7	6.7	6.6	6.8	3.0	2.8	20.2	8.70	bLdFF	4.200	121.38	219.94	
13	10	2312023	KAUFMANN Christian	SUI	6.2	6.5	6.3	6.1	6.4	2.9	2.9	18.9	8.70	bRuHF	4.050	111.78		
					5.8	5.8	5.7	5.3	5.7	2.6	2.6	17.2	7.80	bHIRuF	4.125	103.12	214.90	
14	31	2308434	LEBEDEV Vladimir	RUS	5.8	6.1	6.0	6.5	6.5	2.7	2.7	18.6	8.10	bLFF	3.800	101.46		
					6.7	6.6	6.6	6.5	6.6	2.6	2.7	19.8	7.95	bFFF	4.050	112.38	213.84	
15	7	2192906	ARKHIPOV Dmitry	RUS	6.6	6.4	5.4	6.0	6.7	0.5	0.6	19.0	1.65	bFdFF	4.450	91.89		
					5.9	6.4	5.5	6.3	6.7	2.9	2.8	18.6	8.55	bdFFF	4.450	120.81	212.70	
16	6	2009867	FONTAINE Nicolas	CAN	5.6	5.7	5.9	6.4	5.6	1.0	1.0	17.2	3.00	bFdFF	4.450	89.89		
					6.1	6.6	6.0	6.4	6.2	2.9	3.0	18.7	8.85	bdFFF	4.450	122.59	212.48	







**MEN'S AERIALS  
SAUT HOMMES**

DEER VALLEY RESORT   TUE 19 FEB 2002 / MAR 19 FEV 2002   START TIME / DEBUT 12:00

<b>Radios:</b>	8:00
<b>Lifts open:</b>	8:00
<b>Coaches Course Inspection:</b>	
<b>Athletes Course Inspection:</b>	
<b>Jury Inspection:</b>	11:30
<b>Shaping Complete:</b>	9:40
<b>Speed Check:</b>	9:50 - 10:10
<b>Official Training:</b>	10:15 - 11:30
<b>Entry for competitors closed:</b>	
<b>Photographers in place:</b>	11:30
<b>Entry for all closed:</b>	11:30
<b>Showcase of Athletes:</b>	11:30 - 11:40
<b>Camera Forerunner(s): 0</b>	
<b>Forerunner(s): 3</b>	11:40 - 11:40
<b>Finals:</b>	Jump 1: 12:00 - 12:28 / Jump 2: 12:40 - 13:08
<b>Flower Ceremony:</b>	13:12
<b>Press Conference:</b>	14:00
<b>Medal Ceremony:</b>	20:00
<b>Next Team Captains Meeting:</b>	
<b>Miscellaneous:</b>	



MEN'S AERIALS FINAL  
SAUT HOMMES, FINALE

DEER VALLEY RESORT TUE 19 FEB 2002 / MAR 19 FEV 2002 START TIME / DEBUT 12:00

<b>F.I.S. T.D.:</b>	MOORE Chris	CAN	<b>Course Profile:</b>				<b>Forerunners:</b>		
<b>Chief of Competition:</b>	HASLOCK Chris	USA		White Owl			<b>F1</b>	PARKER Schmidt	USA
<b>Head Judge:</b>	POHAVIRTA Pipsa	FIN					<b>F2</b>	SAUNDERS Matt	USA
<b>FIS Race Director:</b>	FITZGERALD Joe	FIS		<b>Distance:</b>	<b>Height:</b>	<b>Gradient:</b>	<b>F3</b>	ST. ONGE Ryan	USA
<b>Jury Advisor:</b>	ROBINSON Chris	FIS	<b>Inrun:</b>	60 m		25°			
<b>Chief of Course:</b>	CHUMAS Spero	USA	<b>Table:</b>	23.5 m		0°			
<b>Assist. T.D.:</b>	SAAMANEN Jyrki	FIN	<b>Landing:</b>	25 m		37.5°			
<b>Assist. Head Judge:</b>	OPKVITNE Gunnar	NOR	<b>Kicker: #1</b>	3.60 m	1.80 m	55°			
<b>Judge 1: (Air &amp; Form)</b>	BUHLER John	CAN	<b>#2</b>	6.90 m	3.50 m	64°			
<b>Judge 2: (Air &amp; Form)</b>	ORSATTI Alberto	ITA	<b>#3</b>	6.90 m	3.50 m	65°			
<b>Judge 3: (Air &amp; Form)</b>	FARRAR David	USA	<b>#4</b>	7.60 m	4.20 m	68°			
<b>Judge 4: (Air &amp; Form)</b>	BLOMQUIST Anne	SWE	<b>#5</b>	7.60 m	4.20 m	70°			
<b>Judge 5: (Air &amp; Form)</b>	ZHUKOV Valeri	RUS	<b>#6</b>	7.50 m	4.20 m	71°			
<b>Judge 6: (Landing)</b>	COUTURIER Bertrand	FRA							
<b>Judge 7: (Landing)</b>	TANAKA Tina	JPN							
<b>Judging Score Verifier:</b>	FRYDMAN David	AUS							

Start No.	Bib	FIS Code	Name	NOC	Jump 1	D.D.	Kicker	Jump 2	D.D.	Kicker
1	9	2164970	DASHINSKI Dmitri	BLR	bFdFF	4.450	5	bdFFF	4.450	5
2	19	2074178	KRAVCHUK Stanislav	UKR	bFdFF	4.450	5	bLdFF	4.200	5
3	14	2063120	CURRUTT Brian	USA	bFdFF	4.450	6	bdFFF	4.450	6
4	4	2184758	BEAN Jeff	CAN	bFdFF	4.450	5	bdFFF	4.450	5
5	3	2014135	VALENTA Ales	CZE	bFdFF	4.450	4	bdFdFF	4.850	4
6	22	2265753	PETERSON Jeret	USA	bLdFF	4.200	6	bFdFF	4.450	6
7	16	2009091	CAPICIK Andy	CAN	bLdFF	4.200	5	bFdFF	4.450	5
8	17	2165067	RAK Dmitri	BLR	bFFF	4.050	5	bFdFF	4.450	5
9	8	2271185	OMISCHL Steve	CAN	bFdFF	4.450	5	bdFFF	4.450	5
10	13	2079416	PACK Joe	USA	bFdFF	4.450	6	bdFFF	4.450	6
11	1	2062344	BERGOUST Eric	USA	bFdFF	4.450	6	bdFFF	4.450	6
12	2	2192130	GRICHIN Alexei	BLR	bFdFF	4.450	5	bdFFF	4.450	5

EXPLANATION OF JUMP CODES:

Somersault direction	b = Back, f = Front, s = Side
Body Position	L = Lay (layout/straight), T = Tuck, P = Pike, I = Preceding twist was in the layout position
Number of twists	H = Half (½ twist), F = Full (1 twist), Ru = Rudy (1½ twist), dF = Double Full (2 twists), Ra = Randy (2½ twists), tF = Triple Full (3 twists)
e.g. bLTF	Back/Lay-Tuck-Full = Triple back somersault, with the first somersault laid out, second tucked and the third with a full twist.

LEGEND



### MEN'S AERIALS SAUT HOMMES

DEER VALLEY RESORT   TUE 19 FEB 2002 / MAR 19 FEB 2002   START TIME / DEBUT 12:00

<b>F.I.S. T.D.:</b>	MOORE Chris	CAN	<b>Course Profile:</b>		<b>Forerunners:</b>		
<b>Chief of Competition:</b>	HASLOCK Chris	USA	White Owl		<b>F1</b> PARKER Schmidt	USA	
<b>Head Judge:</b>	POHJAVIRTA Pipsa	FIN			<b>F2</b> SAUNDERS Matt	USA	
<b>FIS Race Director:</b>	FITZGERALD Joe	FIS	<b>Distance:</b>	<b>Height:</b>	<b>Gradient:</b>	<b>F3</b> ST. ONGE Ryan	USA
<b>Jury Advisor:</b>	ROBINSON Chris	FIS	<b>Inrun:</b>	60 m	25°		
<b>Chief of Course:</b>	CHUMAS Spero	USA	<b>Table:</b>	23.5 m	0°		
<b>Assist. T.D.:</b>	SAAMANEN Jyrki	FIN	<b>Landing:</b>	25 m	37.5°		
<b>Assist. Head Judge:</b>	OPKVITNE Gunnar	NOR	<b>Kicker: #1</b>	3.60 m	1.80 m	55°	
<b>Judge 1: (Air &amp; Form)</b>	BUHLER John	CAN	<b>#2</b>	6.90 m	3.50 m	64°	
<b>Judge 2: (Air &amp; Form)</b>	ORSATTI Alberto	ITA	<b>#3</b>	6.90 m	3.50 m	65°	
<b>Judge 3: (Air &amp; Form)</b>	FARRAR David	USA	<b>#4</b>	7.60 m	4.20 m	68°	
<b>Judge 4: (Air &amp; Form)</b>	BLOMQUIST Anne	SWE	<b>#5</b>	7.60 m	4.20 m	70°	
<b>Judge 5: (Air &amp; Form)</b>	ZHUKOV Valeri	RUS	<b>#6</b>	7.50 m	4.20 m	71°	
<b>Judge 6: (Landing)</b>	COUTURIER Bertrand	FRA				<b>Weather:</b> Partly Cloudy	
<b>Judge 7: (Landing)</b>	TANAKA Tina	JPN				<b>Air Temperature:</b> -3° C/27° F	
<b>Judging Score Verifier:</b>	FRYDMAN David	AUS				<b>Snow Temperature:</b> -7° C/19° F	
						<b>Wind Direction:</b> N	
						<b>Wind Speed:</b> 1 m/sec	

Results from the Final - TUE 19 FEB 2002				Air & Form					Landing					Total Tie				
Rank	Bib	FIS Code	Name	NOC	J1	J2	J3	J4	J5	J6	J7	A&F	Ldg	Jump	D.D.	Score	Total	Tie
1	3	2014135	VALENTA Ales	CZE	6.5	6.6	6.0	6.7	6.6	2.9	3.0	19.7	8.85	bdFFF	4.450	127.04		
					6.2	6.2	5.8	6.4	6.3	2.7	2.7	18.7	8.10	bdFdFF	4.850	129.98	257.02	
2	13	2079416	PACK Joe	USA	6.8	6.7	6.8	6.8	6.8	3.0	2.8	20.4	8.70	bFdFF	4.450	129.49		
					6.2	6.7	5.9	6.8	6.3	2.7	2.8	19.2	8.25	bdFFF	4.450	122.15	251.64	
3	2	2192130	GRICHIN Alexei	BLR	6.9	6.8	6.8	6.9	6.9	2.8	2.9	20.6	8.55	bFdFF	4.450	129.71		
					6.4	6.5	6.4	6.6	6.8	2.5	2.7	19.5	7.80	bdFFF	4.450	121.48	251.19	
4	4	2184758	BEAN Jeff	CAN	6.8	6.8	6.8	6.6	6.5	2.9	2.9	20.2	8.70	bFdFF	4.450	128.60		
					5.9	6.3	6.0	6.2	6.4	3.0	3.0	18.5	9.00	bdFFF	4.450	122.37	250.97	
5	19	2074178	KRAVCHUK Stanislav	UKR	6.7	6.7	6.3	6.4	6.4	2.9	2.9	19.5	8.70	bFdFF	4.450	125.49		
					6.0	6.2	5.9	6.1	6.4	3.0	2.9	18.3	8.85	bdFFF	4.450	120.81	246.30	
6	14	2063120	CURRUTT Brian	USA	6.3	6.5	6.5	6.6	6.2	2.8	2.9	19.3	8.55	bFdFF	4.450	123.93		
					5.5	6.4	5.8	6.3	6.3	2.9	3.0	18.4	8.85	bdFFF	4.450	121.26	245.19	
7	9	2164970	DASHINSKI Dmitri	BLR	6.7	6.4	6.4	6.6	6.7	2.9	3.0	19.7	8.85	bFdFF	4.450	127.04		
					6.2	5.9	5.7	6.0	6.3	2.7	2.8	18.1	8.25	bdFFF	4.450	117.25	244.29	
8	16	2009091	CAPICIK Andy	CAN	6.5	6.5	6.4	6.5	6.6	2.8	2.8	19.5	8.40	bLdFF	4.200	117.18		
					6.4	6.7	6.4	6.6	6.6	2.9	3.0	19.6	8.85	bFdFF	4.450	126.60	243.78	
9	22	2265753	PETERSON Jeret	USA	6.1	6.6	6.4	6.1	6.5	2.6	2.6	19.0	7.80	bLdFF	4.200	112.56		
					6.4	6.7	6.5	6.5	6.5	2.8	3.0	19.5	8.70	bFdFF	4.450	125.49	238.05	
10	17	2165067	RAK Dmitri	BLR	6.7	6.7	6.5	6.3	6.3	1.7	1.5	19.5	4.80	bFFF	4.050	98.41		
					6.9	6.8	6.5	6.7	6.7	2.9	2.8	20.2	8.55	bFdFF	4.450	127.93	226.34	
11	8	2271185	OMISCHL Steve	CAN	6.5	6.4	6.6	6.5	6.4	1.0	1.1	19.4	3.15	bFdFF	4.450	100.34		
					6.1	6.3	6.2	6.7	6.3	2.8	2.9	18.8	8.55	bdFFF	4.450	121.70	222.04	
12	1	2062344	BERGOUST Eric	USA	7.0	6.8	7.0	6.8	6.7	2.9	2.9	20.6	8.70	bFdFF	4.450	130.38		
					5.2	5.6	5.3	5.7	5.6	1.1	1.1	16.5	3.30	bdFFF	4.450	88.11	218.49	

Results from the Qualification - SAT 16 FEB 2002				Air & Form					Landing					Total Tie				
Rank	Bib	FIS Code	Name	NOC	J1	J2	J3	J4	J5	J6	J7	A&F	Ldg	Jump	D.D.	Score	Total	Tie
13	10	2312023	KAUFMANN Christian	SUI	6.2	6.5	6.3	6.1	6.4	2.9	2.9	18.9	8.70	bRuHF	4.050	111.78		
					5.8	5.8	5.7	5.3	5.7	2.6	2.6	17.2	7.80	bHlRuF	4.125	103.12	214.90	
14	31	2308434	LEBEDEV Vladimir	RUS	5.8	6.1	6.0	6.5	6.5	2.7	2.7	18.6	8.10	bLFF	3.800	101.46		
					6.7	6.6	6.6	6.5	6.6	2.6	2.7	19.8	7.95	bFFF	4.050	112.38	213.84	
15	7	2192906	ARKHIPOV Dmitry	RUS	6.6	6.4	5.4	6.0	6.7	0.5	0.6	19.0	1.65	bFdFF	4.450	91.89		
					5.9	6.4	5.5	6.3	6.7	2.9	2.8	18.6	8.55	bdFFF	4.450	120.81	212.70	



**MEN'S AERIALS  
SAUT HOMMES**

DEER VALLEY RESORT   TUE 19 FEB 2002 / MAR 19 FEV 2002   START TIME / DEBUT 12:00

Rank	Bib	FIS Code	Name	NOC	Air & Form					Landing			D.D.	Score	Total	Tie	
					J1	J2	J3	J4	J5	J6	J7	A&F					Ldg
16	6	2009867	FONTAINE Nicolas	CAN	5.6	5.7	5.9	6.4	5.6	1.0	1.0	17.2	3.00	bFdFF	4.450	89.89	212.48
					6.1	6.6	6.0	6.4	6.2	2.9	3.0	18.7	8.85	bdFFF	4.450	122.59	
17	23	2045951	GALE Miha	SLO	6.2	6.0	5.8	5.9	5.9	1.7	1.8	17.8	5.25	bLdFF	4.200	96.81	193.20
					5.7	5.4	5.8	5.2	5.5	2.4	2.4	16.6	7.20	bFFF	4.050	96.39	
18	26	2353447	QIU Sen	CHN	6.4	6.1	6.5	6.2	6.2	1.4	1.5	18.8	4.35	bFFF	4.050	93.75	187.42
					5.8	6.4	5.9	6.0	6.0	1.1	1.0	17.9	3.15	bFdFF	4.450	93.67	
19	32	2263328	OU Xiaotao	CHN	5.4	5.9	4.8	5.3	5.9	1.1	1.1	16.6	3.30	bdFFF	4.450	88.55	175.01
					5.8	5.6	5.6	5.4	5.9	1.2	1.7	17.0	4.35	bFFF	4.050	86.46	
20	33	2264686	NAKANISHI Taku	JPN	6.3	5.9	6.4	6.0	6.5	3.0	2.9	18.7	8.85	bLF	2.900	79.89	162.89
					5.2	5.5	6.1	6.2	5.9	3.0	2.9	17.5	8.85	bFF	3.150	83.00	
21	12	2306591	WALTI Martin	SUI	5.7	5.7	5.6	5.2	6.1	0.4	0.7	17.0	1.65	bRuRuF	4.375	81.59	160.56
					5.9	5.9	5.2	5.3	5.3	1.0	1.0	16.5	3.00	bRuHF	4.050	78.97	
22	20	2192615	ABLAEV Enver	UKR	6.1	6.0	6.2	5.7	6.1	2.4	2.4	18.2	7.20	bFFF	4.050	102.87	156.84
					3.5	4.2	3.8	3.9	3.8	0.5	0.4	11.5	1.35	bLdFF	4.200	53.97	
23	36	2045272	MIKHAILOV Alexandre	RUS	3.9	4.2	4.7	4.4	5.0	1.3	1.1	13.3	3.60	bLdFF	4.200	70.98	146.63
					5.4	5.4	5.0	4.6	5.8	0.4	0.4	15.8	1.20	bFdFF	4.450	75.65	
24	28	2344518	HAN Xiaopeng	CHN	6.1	5.3	5.6	5.8	5.6	0.4	0.4	17.0	1.20	bFFF	4.050	73.71	144.91
					4.9	5.1	5.0	4.4	4.9	0.4	0.4	14.8	1.20	bFdFF	4.450	71.20	
25	35	2064090	GETTY Clyde	ARG	5.1	5.4	5.2	5.2	5.3	1.0	1.1	15.7	3.15	bLTT	3.200	60.32	117.02
					4.7	5.3	4.8	4.9	4.6	0.4	0.8	14.4	1.80	bLTF	3.500	56.70	

Head Judge:  <b>POHAVIRTA Pipsa (FIN)</b>	Chief of Scoring:  <b>PIDGEON Ian (AUS)</b>
---	---

**EXPLANATION OF JUMP CODES:**

Somersault direction	b = Back, f = Front, s = Side
Body Position	L = Lay (layout/straight), T = Tuck, P = Pike, l = Preceding twist was in the layout position
Number of twists	H = Half (½ twist), F = Full (1 twist), Ru = Rudy (1½ twist), dF = Double Full (2 twists), Ra = Randy (2½ twists), tF = Triple Full (3 twists)
e.g. bLTF	Back/Lay-Tuck-Full = Triple back somersault, with the first somersault laid out, second tucked and the third with a full twist.

**NOTE**  
Air & Form + Landing x D.D. (Degree of Difficulty) = Score

<b>LEGEND</b>			
J = Judge	A&F = Air & Form	Ldg = Landing	D.D. = Degree of Difficulty
Tie = Tie Break Points	N = North		



## INTERNATIONAL OLYMPIC COMMITTEE

DEPARTMENT OF SPORTS,  
OLYMPIC GAMES COORDINATION AND RELATIONS  
WITH THE INTERNATIONAL FEDERATIONS

Lausanne, 5 July 2002  
Ref. no 1470/2002/KML/dsr

**Re : XIX Olympic Winter Games, Salt Lake City 2002  
Athlete disqualification**

Dear Sir or Madam,

Please note that, following decisions taken at its meetings on the occasion of the XIX Olympic Winter Games in Salt Lake City, by means of vote by correspondence dated 21 March 2002 and its meeting of 24-27 May 2002 in Kuala Lumpur (MAS), the IOC Executive Board has disqualified the following athletes from the events of the XIX Olympic Winter Games specified below :

<u>Athlete</u>	<u>Sport / Discipline</u>	<u>Disqualification</u>
Olga DANILOVA (RUS)	Cross Country Skiing	Women's 30km classical cross country skiing event
Larissa LAZUTINA (RUS)	Cross Country Skiing	Women's 30km classical cross country skiing event
Johann MUEHLEGG (ESP)	Cross Country Skiing	Men's 50km classical cross country skiing event
Alain BAXTER (GBR)	Alpine Skiing	Men's slalom alpine skiing event
Vasily PANKOV (BLR)	Ice Hockey	Men's ice hockey bronze medal match
Achim WALCHER (AUT)	Cross Country Skiing	Men's 10km, 10km pursuit and 30km mass start cross country skiing events
Marc MAYER (AUT)	Cross Country Skiing	Men's 10km, 10km pursuit, 50km and 15km sprint cross country skiing events

Thank you for your attention to this information.

Yours sincerely,

**Gilbert FELLI**  
Director, Department of Sports,  
Olympic Games Coordination  
and IF Relations

C R E D I T S   R E M E R C I E M E N T S



*Flower Sweepers, Figure Skating, Ladies Short Program*

---

D A V I D   B U R N E T T

*OFFICIAL TIMER   Temporisateur Officiel*

S E I K O

*OFFICIAL IT PROVIDER   IT Fournisseur Officiel*

S C H L U M B E R G E R S E M A

*GAMES DOCUMENTATION   Documentation de Jeux*

X E R O X

*RESULTS CD-ROM PRODUCER   Producteur du CD-ROM Resultas*

E D W A R D   M I T C H E L L   /   S L O C

---

Copyright 2002 SLOC.

No part of this publication may be reproduced in any form without prior written permission of SLOC. Adobe, the Adobe logo, Acrobat, the Acrobat logo, are either registered trademarks or trademarks of Adobe Systems Incorporated in the United States and/or other countries. All rights reserved.

*Navigation   Navigation*