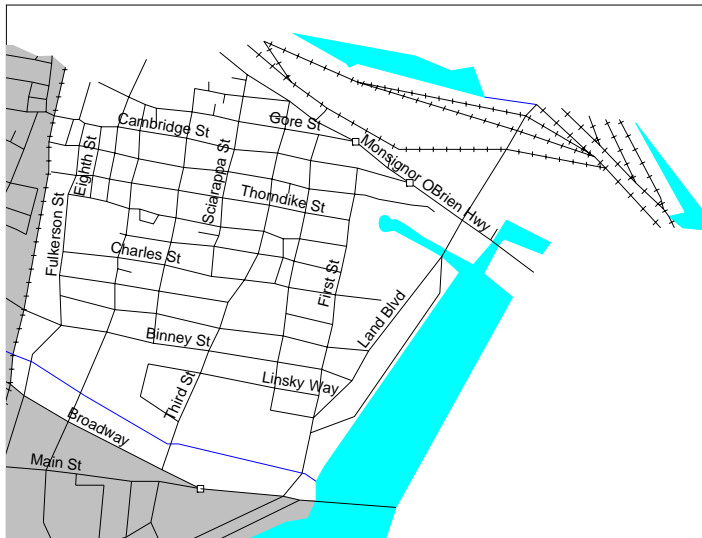
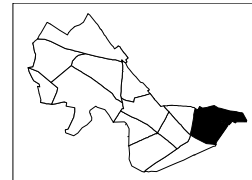


# NEIGHBORHOOD 1

## EAST CAMBRIDGE



**BOUNDARIES:** bordered by the Charles River, Main Street, Broadway, the B&A Railroad, and the Somerville border

**POPULATION:** 7,294 residents  
2,726 households

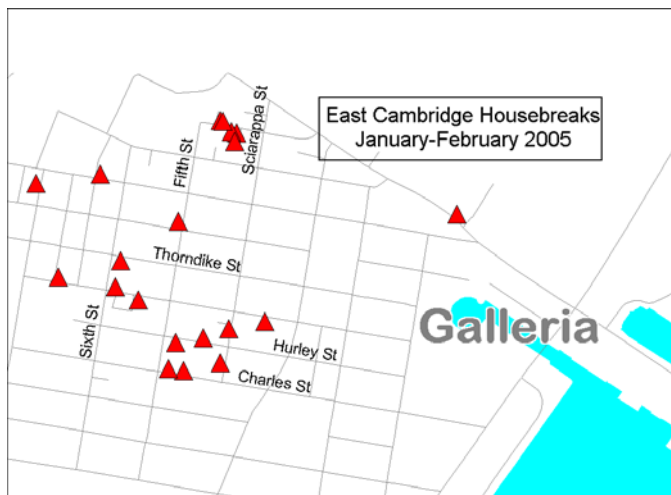
**AVERAGE HOUSEHOLD INCOME:**  
\$47,979

Neighborhood #1 lies within the patrol boundaries of Car 1 (2 officers) and Car 1R (1 officer). Also included are walking routes 1A, 1B, and 1C.

### COMPARISON OF TARGET CRIME STATISTICS, 2001-2005

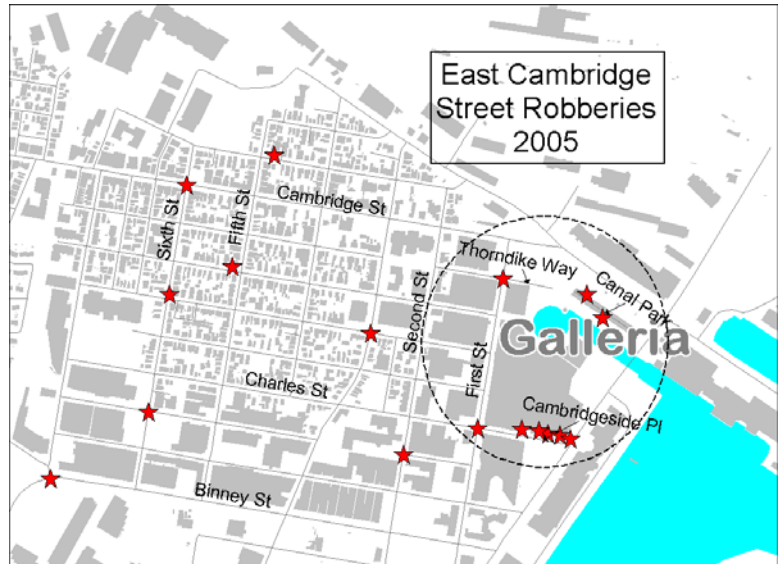
CRIME	2001	2002	2003	2004	2005
Housebreaks	37	39	35	38	62
Street Robbery	13	18	18	15	17
Auto Theft	55	55	43	56	34
Larceny from MVs	74	112	129	86	62
Malicious Destruction	96	141	111	86	108
Drug Incidents	15	12	20	15	16

### 2005 YEAR END REVIEW



- Housebreaks in East Cambridge increased 63% in 2005, reflecting the highest number of housebreaks in over 10 years. The neighborhood reported a series of housebreak patterns in the early part of the year that targeted locations under construction. One third of all the breaks for the year occurred between January and February in the area shown in the map, with clusters forming between Charles and Hurley Streets and between Sciarappa and Fifth Streets. In many cases windows or doors had been forced open and tools, laptops, and other electronic equipment (IPODs, cameras, etc.) were taken.

- Street robberies** in East Cambridge increased by two incidents (13%) in 2005 compared to 2004. Nine of the 17 incidents occurred on Cambridgeside Place, Canal Way or First Street. A pattern did not form among these incidents, as they were generally isolated incidents throughout the year. However these incidents often targeted people walking alone to or from the Galleria or the Lechmere train station. An incident that occurred on Sixth and Cambridge Street at approximately 2 a.m. involved two suspects approaching the victim, pulling a rope around his neck and demanding his money. A very similar incident was reported within the same hour that evening in the Inman neighborhood, where the suspects strung a rope around the neck of the victim before robbing him. These incidents were very unique in that rope had not been used previously as a weapon in street robberies in Cambridge, and a similar incident has not been reported since that night.



- Auto theft** decreased 39% in East Cambridge from 2004, mirroring a trend experienced across the city. Approximately 30% of the cars stolen were Hondas, which is the most commonly stolen vehicle in the City. Thefts were generally spread throughout the year, with the exception being October and November when 12 vehicles (various makes and years) were stolen. The majority of thefts were on weekend days. To date, 21 (61%) of the vehicles stolen from East Cambridge have been recovered.

- Larcenies from motor vehicles** decreased by 28% in East Cambridge, and they are down nearly 52% from the high in 2003. Despite this low total, East Cambridge experienced a rash of incidents in December where GPS navigation systems were being stolen from vehicles. Fourteen incidents were reported in the last two weeks of the year; 12 of those involved the theft of GPS systems. Detectives were able to identify a suspect with the help of intelligence received from neighboring departments, and the suspect was arrested in early 2006. He admitted to a number of incidents across the City and had apparently been able to resell the expensive navigation systems to cab drivers in the Boston area.

- Malicious destruction** increased 26% over the year. This total was driven by a couple of tire slashing/damage sprees: one occurred during a weekend in June, leaving 10 cars with tires slashed or mirrors and headlights smashed. November was also a very active month in East Cambridge-33 incidents were reported and 25 of those were tire slashings that occurred in the first week. Police responded by increasing patrol and visibility in the areas most affected and the activity in that area has since cooled.

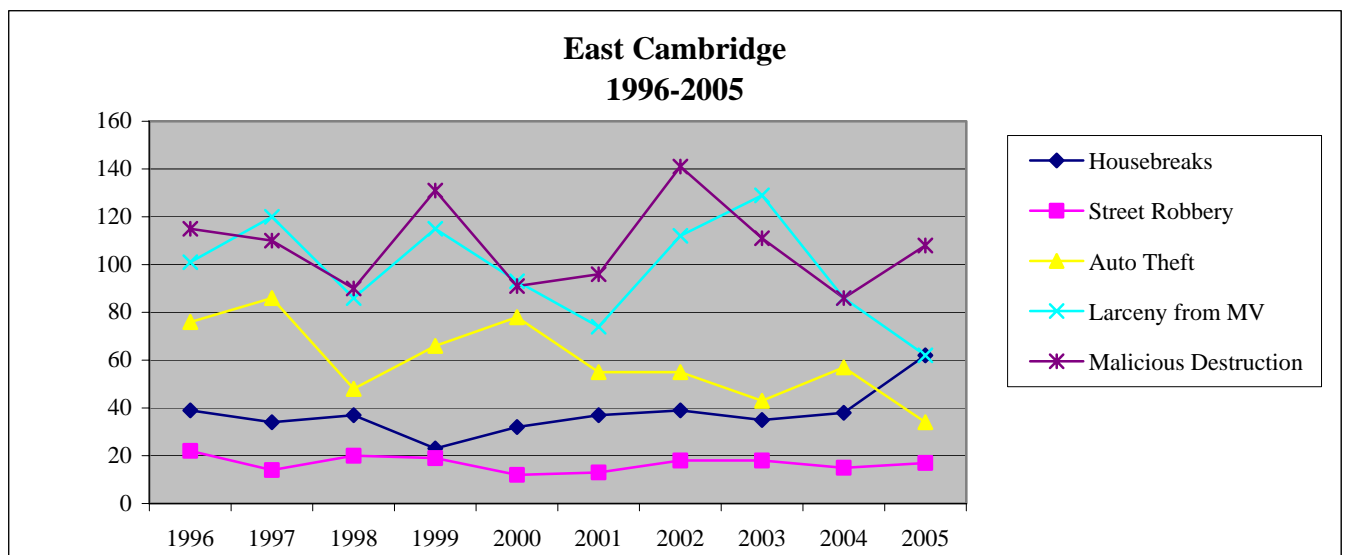
- Drug incidents** increased by one in 2005, but have remained relatively stable over the past 5 years. The majority of these incidents arrests were for possession or distribution. In some instances, Drug Unit surveillance and warrants uncovered stashes of drugs including heroin and cocaine; other circumstances involved small amounts of drugs, usually marijuana, found on individuals being arrested for shoplifting. Three incidents of heroin overdosing were also reported.

<b>ANNUAL AVERAGE FOR EAST CAMBRIDGE TARGET CRIMES</b>		
<b>Crime</b>	<b>1981-1990</b>	<b>1993-2004</b>
Housebreaks	38	38
Street Robbery	10	18
Auto Theft	156	71
Larceny from MVs	121	103
Malicious Destruction	118	110

## NEIGHBORHOOD PROFILE AND HISTORICAL SYNOPSIS

With the booming Cambridgeside Galleria and the fringe of Cambridge Center as its most prominent features, East Cambridge may be the most heavily trafficked commercial region in the city. It has a smaller than average residential population. Other features of the neighborhood include the Lechmere MBTA station, the Kennedy-Longfellow Elementary School, and the Middlesex County Courthouse.

- **Street robberies** ballooned with the opening of the Cambridgeside Galleria in 1991, but have abated in recent years. Most of these are pack or bullyboy robberies committed by and against juveniles. Other robbery patterns—predatory in nature—sometimes appear on Cambridge Street near the B&A Railroad.
- The motor vehicle-related crimes of **auto theft**, **larceny from motor vehicles**, and **malicious destruction of property** occur at the highest rates here of anywhere in Cambridge due to the level of commercial parking around the Cambridgeside Galleria, along Cambridge Street and in the vicinity of Cambridge Center.
- **Assaults, threats** and related crimes between plaintiffs, victims, or complainants and defendants sometimes occur in the area of the Middlesex County Courthouse.



## 2004 YEAR END REVIEW

The number of **housebreaks** reported in East Cambridge is average for this area during the course of the year. Scattered breaks throughout the beginning of the year included a spree on Thorndike Street where two males used a crow bar to break into apartments in the late morning and early afternoons. •The majority of the **street robbery** suspects were teenage males with guns or knives who demanded money from their victims on weekdays between 6 p.m. and 10 p.m. The robberies were scattered over the course of the year and no significant patterns developed. The one minor exception involved three street robberies in March, all of which involved two males (with knives/ sharp instruments in 2 cases) robbing male victims walking alone between 8 and 9:30 p.m. • The majority of **auto thefts** occurred in repeat locations such as along Bent, Otis, Second and Hurley Streets. •Over the past 6 years, East Cambridge has been a hotspot for **larcenies from motor vehicles**. In approximately 50% of the incidents, the perpetrator broke a car window in order to steal items on the inside. Approximately 12% of the incidents involved the theft of items on the exterior of the vehicles, such as tires and headlights. •There were 15 arrests for **drug sale or possession** in this neighborhood over the course of the year. Three of those arrests were effected at the courthouse of individuals found to be in possession or marijuana or cocaine. There were seven arrests for marijuana sales/possession and five arrests for cocaine possession/ or sales. Illegal prescription pain killer possession led to two arrests.