


# Cornell Class of 2013: A Brief Summary

We are happy to provide you with general information about admissions, our students, academics, and financial aid at the university. In particular, the admissions data listed here are meant to give you a broad understanding of the kind of highly qualified candidates we admit to Cornell. These numbers should not be interpreted, however, to mean that objective data are the most important criteria in our selection process. Other factors, such as secondary school curriculum and performance, special talents, extra-curricular activities, essays, and interviews (where required) are critical to our decision making as well.

## Undergraduate Admissions Office

410 Thurston Avenue  
Ithaca, New York 14850-2488  
607 255-5241

Web: [admissions.cornell.edu](http://admissions.cornell.edu)  
E-mail: [admissions@cornell.edu](mailto:admissions@cornell.edu)



## STUDENTS IN THE CORNELL CLASS OF 2013 COME FROM ...

Australia • Malaysia • Algeria • Croatia • Armenia • Taiwan • Bolivia • Sweden • Turkey • Austria • Japan • Kenya • North Korea • Switzerland • United Kingdom • Ecuador • South Korea • Colombia • Egypt • Canada • Pakistan • India • Estonia • United States • Ireland • Kazakhstan • France • Singapore • Spain • Peru • Ghana • Vietnam • Mongolia • Mauritius • Panama • Myanmar • Germany • Russia • China (including Hong Kong) • Saudi Arabia • Trinidad and Tobago • Venezuela • Italy • Mexico • Sri Lanka

## CLASS OF 2013 ADMISSIONS:

### University Totals for the 2008–2009 Admissions Cycle

|            | Early Decision | Regular Decision | Total  |
|------------|----------------|------------------|--------|
| Applicants | 3,442          | 30,929           | 34,371 |
| Admits     | 1,277          | 5,287            | 6,564  |
| Enrolling  | 1,238          | 1,983            | 3,221  |

### SAT Critical Reading: Enrolling Students Score

|               |     |
|---------------|-----|
| 650 and Above | 67% |
| Below 650     | 33% |

### SAT Math: Enrolling Students Score

|               |     |
|---------------|-----|
| 650 and Above | 82% |
| Below 650     | 18% |

### Class Rank: Enrolling Students\*

| Rank        |     |
|-------------|-----|
| Top 10%     | 88% |
| Not top 10% | 12% |

\* 38% of students were ranked.

### Secondary School: Enrolling Students

|                                      |     |
|--------------------------------------|-----|
| Public                               | 66% |
| Private/parochial                    | 17% |
| Other (charter, home-schooled, etc.) | 17% |

## CLASS OF 2013 DEMOGRAPHICS:

|        |               |
|--------|---------------|
| Female | 1,620 (50.3%) |
| Male   | 1,601 (49.7%) |
| Total  | 3,221         |

|                          |       |
|--------------------------|-------|
| African American         | 6.7%  |
| Asian American           | 16.1% |
| Bi/Multiracial           | 4.8%  |
| Caucasian                | 43.4% |
| Hispanic American        | 7.5%  |
| Native American/Hawaiian | 0.6%  |
| Not reported and other   | 10.3% |

|                    |       |
|--------------------|-------|
| From:              |       |
| New York           | 27.8% |
| Mid-Atlantic       | 21.2% |
| New England        | 11.1% |
| West               | 10.7% |
| International      | 10.5% |
| Midwest            | 7.7%  |
| South/Southeast    | 6.8%  |
| Southwest/Mountain | 4.2%  |

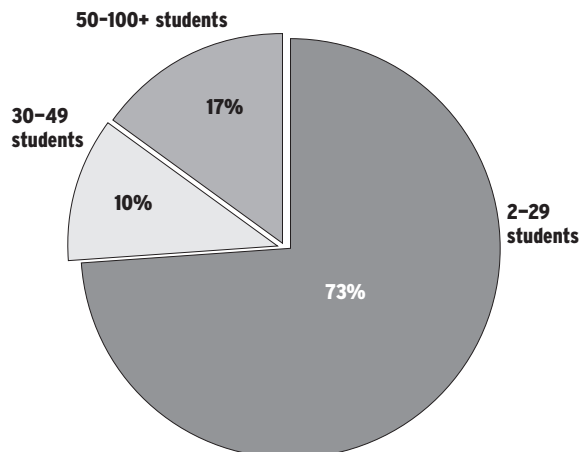
## ACADEMICS:

Courses offered: 4,000+

Undergraduate Majors/Interdisciplinary Programs: 100+

## Cornell Undergraduate Courses

Breakdown (%) by Class Size




## RETENTION/PERSISTENCE:

First-year students returning after their first year: 97%

First-year students who entered in fall 2002 and graduated within six years: 93% (includes five-year program in architecture and dual-degree candidates)

## UNDERGRADUATE ENROLLMENT BY COLLEGE (FALL 2008):

|                                 |       |
|---------------------------------|-------|
| Agriculture and Life Sciences   | 3,315 |
| Architecture, Art, and Planning | 510   |
| Arts and Sciences               | 4,142 |
| Engineering                     | 2,808 |
| Hotel Administration            | 893   |
| Human Ecology                   | 1,258 |
| Industrial and Labor Relations  | 881   |



"I would found an institution where any person can find instruction in any study." — EZRA CORNELL, 1868

## CLASS OF 2013 FINANCIAL AID:

|   |          |
|---|----------|
| Full-time first-year students                     | 3,221    |
| Number who applied for aid                        | 1,837    |
| Number determined to have financial need          | 1,699    |
| Number awarded financial aid                      | 1,699    |
| Number receiving need-based scholarship/grant aid | 1,578    |
| Average need-based scholarship/grant award        | \$30,640 |

## 2009-2010 COSTS:

### Endowed Colleges\*

|                    |                 |
|--------------------|-----------------|
| Tuition and fees   | \$37,954        |
| Housing            | \$7,210         |
| Dining             | \$4,950         |
| Books and supplies | \$760           |
| Personal expenses  | \$1,540         |
| <b>Total</b>       | <b>\$52,414</b> |

### Contract Colleges\*\*

| New York State Resident*** |                 | Nonresident        |                 |
|----------------------------|-----------------|--------------------|-----------------|
| Tuition and fees           | \$21,814        | Tuition and fees   | \$37,954        |
| Housing                    | \$7,210         | Housing            | \$7,210         |
| Dining                     | \$4,950         | Dining             | \$4,950         |
| Books and supplies         | \$760           | Books and supplies | \$760           |
| Personal expenses          | \$1,540         | Personal expenses  | \$1,540         |
| <b>Total</b>               | <b>\$36,274</b> | <b>Total</b>       | <b>\$52,414</b> |

\* Endowed colleges or schools at Cornell are privately funded and do not receive direct funding from New York State. Cornell's endowed colleges or schools include:

- College of Architecture, Art, and Planning
- College of Arts and Sciences
- College of Engineering
- School of Hotel Administration

\*\* Contract colleges or schools at Cornell University were created by an act of the New York State Legislature and receive direct funding from New York State. The mission of the contract units is linked directly to the economic and social well-being of New York State. Residents of New York State receive the resident rate tuition. Cornell's contract units include:

- College of Agriculture and Life Sciences
- College of Human Ecology
- School of Industrial and Labor Relations

\*\*\* A resident is a person whose permanent domicile is in New York State. The domicile of a person under 21 is presumed to be that of his or her custodial parent(s), unless the student provides acceptable proof of emancipation.

# www.cornell.edu