



DÁIL ÉIREANN

29ú DÁIL
OLLTOGHCHÁN

Bealtaine, 2002

Torthaí Toghcháin
agus
Aistriú na Vótaí

29th DÁIL
GENERAL ELECTION

May, 2002

Election Results
and
Transfer of Votes

© Government of Ireland 2003

CLÁR

CONTENTS

	Page
EXPLANATORY NOTES	5
 GENERAL ELECTION:	
Constituencies—	
Carlow-Kilkenny	9
Cavan-Monaghan	10
Clare	11
Cork East	12
Cork North-Central	13
Cork North-West	14
Cork South-Central	15
Cork South-West	16
Donegal North-East	17
Donegal South-West	18
Dublin Central	19
Dublin Mid-West	20
Dublin North	21
Dublin North-Central	22
Dublin North-East	23
Dublin North-West	24
Dublin South	25
Dublin South-Central	26
Dublin South-East	27
Dublin South-West	28
Dublin West	29
Dún Laoghaire	30
Galway East	31
Galway West	32
Kerry North	33
Kerry South	34
Kildare North	35
Kildare South	36
Laoighis-Offaly	37
Limerick East	38
Limerick West	39
Longford-Roscommon	40
Louth	41
Mayo	42
Meath	43
Sligo-Leitrim	44
Tipperary North	45
Tipperary South	46
Waterford	47
Westmeath	48
Wexford	49
Wicklow	50

STATISTICS, ETC.:

Alphabetical list of members, their party affiliations and constituencies	51
General Statistics	56
Statistics relating to postal voting and special voting	57
Table showing for each party or group the number of candidates nominated, the number and percentage of first preference votes obtained and the number and percentage of seats obtained	58

PHOTOGRAPHS:

Photographs of candidates elected	63
--	----

BYE-ELECTIONS TO TWENTY-EIGHTH DÁIL:**Constituencies—**

Dublin North	75
Limerick East	76
Cork South-Central	77
Dublin South-Central... ..	78
Tipperary South (22nd June, 2000)	79
Tipperary South (30th June, 2001)... ..	80

EXTRACTS FROM ELECTORAL ACT 1992:

Statutory Rules where Votes are Cast and Counted Manually	81
--	----

EXTRACTS FROM ELECTORAL ACT 2001:

Statutory Rules where Votes are Cast and Counted Electronically	88
--	----

MAPS:

Maps illustrating: (i) all constituencies; (ii) Dublin City constituencies; and (iii) County Dublin constituencies as defined in the Electoral (Amendment) (No. 2) Act 1998

NÓTAÍ MÍNIÚCHÁIN

EXPLANATORY NOTES

1. The information regarding election results and transfer of votes contained in this volume is compiled from public notices and supplementary information supplied by returning officers. Three tables of summary statistics furnished by the Department of the Environment and Local Government in relation to the General Election are also included. Certain relevant provisions of the Electoral Act 1992 and the Electoral (Amendment) Act 2001 are reproduced at the end of this volume.
2. In accordance with the Electoral Act 1992, party affiliations are shown on the ballot paper and it is only such party affiliations that are shown in this volume. The following abbreviations are used:—

C.S.P.	Comhar Críostaí — The Christian Solidarity Party
F.F. ...	Fianna Fáil
F.G. ...	Fine Gael
G.P. ...	Green Party — Comhaontas Glas
Lab. ...	The Labour Party
P.D. ...	Progressive Democrats
S.F. ...	Sinn Féin
S.P. ...	Socialist Party
S.W.P.	Socialist Workers Party
W.P. ...	The Workers' Party

Where a candidate was described as “Non-Party” on the ballot paper, he or she is so described in this volume.

3. An asterisk * before the name of a candidate in the General Election results indicates that the candidate was a member of the previous Dáil. The green print denotes candidates who were elected.

Dáil Éireann,
Bealtaine, 2002.

OLLTOGHCHÁN

don

NAOÚ DÁIL IS FICHE

AN LÁ VÓTAÍOCHTA — 17 BEALTAINÉ, 2002

GENERAL ELECTION

for

TWENTY-NINTH DÁIL

POLLING DAY — 17 MAY, 2002

GENERAL ELECTION — 2002

CONSTITUENCY OF

CARLOW-KILKENNY

TOTAL ELECTORATE	97,071
INVALID BALLOT PAPERS	844
VALID POLL	60,844
NUMBER OF SEATS	4
QUOTA	12,169

NAMES OF CANDIDATES ELECTED

LIAM AYLWARD (F.F.)
 PHIL HOGAN (F.G.)
 JOHN McGUINNESS (F.F.)
 M. J. NOLAN (F.F.)
 †SEAMUS PATTISON (Lab.)

NAMES OF CANDIDATES	First Count	Second Count	Third Count	Fourth Count	Fifth Count	Sixth Count	Seventh Count	Eighth Count
	Number of Votes	Transfer of Nolan's (Billy) Votes and Result	Transfer of Collins-Hughes' Votes and Result	Transfer of Kiernan's Votes and Result	Transfer of O'Brien's Votes and Result	Transfer of Browne's Votes and Result	Transfer of Aylward's Surplus and Result	Transfer of White's Votes and Result
*AYLWARD, Liam (F.F.)	12,489	12,489	12,489	12,489	12,489	12,489	-320 12,169	12,169
BROWNE, Fergal (F.G.)	5,468	+62 5,530	+140 5,670	+92 5,762	+132 5,894	-5,894 —	—	—
COLLINS-HUGHES, Eddie (Non-Party)	1,614	+30 1,644	-1,644 —	—	—	—	—	—
*HOGAN, Phil (F.G.)	7,841	+11 7,852	+222 8,074	+165 8,239	+664 8,903	+3,335 12,238	12,238	12,238
KIERNAN, Tom (S.F.)	2,078	+20 2,098	+118 2,216	-2,216 —	—	—	—	—
*McGUINNESS, John (F.F.)	9,343	+28 9,371	+286 9,657	+428 10,085	+442 10,527	+127 10,654	+224 10,878	+1,233 12,111
NOLAN, Billy (Non-Party)	335	-335 —	—	—	—	—	—	—
NOLAN, M. J. (F.F.)	8,711	+61 8,772	+115 8,887	+253 9,140	+64 9,204	+628 9,832	+63 9,895	+1,114 11,009
O'BRIEN, Michael Thomas (Lab.)	3,732	+7 3,739	+207 3,946	+274 4,220	-4,220 —	—	—	—
*PATTISON, Seamus (Lab.)†	—	—	—	—	—	—	—	—
TOWNSEND, Jim (Lab.)	4,272	+58 4,330	+85 4,415	+153 4,568	+2,057 6,625	+1,021 7,646	+7 7,653	+2,962 10,615
WHITE, Mary Alexandra (G.P.)	4,961	+42 5,003	+398 5,401	+654 6,055	+641 6,696	+633 7,329	+26 7,355	-7,355 —
Non-transferable papers not effective	—	+16 16	+73 89	+197 286	+220 506	+150 656	— 656	+2,046 2,702
TOTAL	60,844	60,844	60,844	60,844	60,844	60,844	60,844	60,844

†Deemed to be elected pursuant to section 36 of the Electoral Act, 1992.

GENERAL ELECTION — 2002

CONSTITUENCY OF

CLARE

TOTAL ELECTORATE	80,412
INVALID BALLOT PAPERS	539
VALID POLL	49,802
NUMBER OF SEATS	4
QUOTA	9,961

NAMES OF CANDIDATES ELECTED

- JAMES BREEN (Non-Party)**
- PATRICK BREEN (F.G.)**
- TONY KILLEEN (F.F.)**
- SÍLE DE VALERA (F.F.)**

NAMES OF CANDIDATES	First Count	Second Count	Third Count	Fourth Count	Fifth Count
	Number of Votes	Transfer of Corley's and Whelan's Votes and Result	Transfer of Meaney's Votes and Result	Transfer of Carey's Votes and Result	Transfer of Taylor-Quinn's Votes and Result
BREEN, James (Non-Party)	9,721	+333 10,054	10,054	10,054	10,054
BREEN, Patrick (F.G.)	4,541	+160 4,701	+564 5,265	+1,669 6,934	+4,462 11,396
*CAREY, Donal (F.G.)	4,015	+212 4,227	+364 4,591	-4,591 —	—
CORLEY, Michael (Lab.)	1,720	-1,720 —	—	—	—
*DALY, Brendan (F.F.)	6,717	+69 6,786	+128 6,914	+172 7,086	+597 7,683
*de VALERA, Síle (F.F.)	7,755	+111 7,866	+598 8,464	+355 8,819	+551 9,370
*KILLEEN, Tony (F.F.)	8,130	+122 8,252	+388 8,640	+424 9,064	+418 9,482
MEANEY, Brian (G.P.)	2,903	+605 3,508	-3,508 —	—	—
TAYLOR-QUINN, Madeleine (F.G.)	4,124	+225 4,349	+685 5,034	+1,692 6,726	-6,726 —
WHELAN, Derek J. (C.S.P.)	176	-176 —	—	—	—
Non-transferrable papers not effective	—	+59 59	+781 840	+279 1,119	+698 1,817
TOTAL	49,802	49,802	49,802	49,802	49,802

GENERAL ELECTION — 2002

CONSTITUENCY OF

CORK EAST

TOTAL ELECTORATE	72,702
INVALID BALLOT PAPERS	546
VALID POLL	45,788
NUMBER OF SEATS	4
QUOTA	9,158

NAMES OF CANDIDATES ELECTED

NED O'KEEFFE (F.F.)
 MICHAEL AHERN (F.F.)
 JOE SHERLOCK (Lab.)
 DAVID GERARD STANTON (F.G.)

NAMES OF CANDIDATES	First Count	Second Count	Third Count	Fourth Count
	Number of Votes	Transfer of O'Keeffe's (Ned) Surplus and Result	Transfer of Manning's, Murphy's and O'Keeffe's (Martin) Votes and Result	Transfer of Mulvihill's Votes and Result
* AHERN, Michael (F.F.)	8,340	+864 9,204	9,204	9,204
*BRADFORD, Paul (F.G.)	7,053	+171 7,224	+494 7,718	+513 8,231
MANNING, Patrick (C.S.P.)	187	+2 189	-189 —	—
MULVIHILL, John (Lab.)	4,813	+25 4,838	+721 5,559	-5,559 —
MURPHY, June (S.F.)	2,624	+61 2,685	-2,685 —	—
O'KEEFFE, Martin (G.P.)	1,136	+15 1,151	-1,151 —	—
* O'KEEFFE, Ned (F.F.)	10,574	-1,416 9,158	9,158	9,158
SHERLOCK, Joe (Lab.)	4,792	+223 5,015	+1,177 6,192	+2,468 8,660
* STANTON, David Gerard (F.G.)	6,269	+55 6,324	+654 6,978	+1,460 8,438
Non-transferrable papers not effective	—	—	+979 979	+1,118 2,097
TOTAL	45,788	45,788	45,788	45,788

GENERAL ELECTION — 2002

CONSTITUENCY OF

CORK NORTH-CENTRAL

TOTAL ELECTORATE	79,064
INVALID BALLOT PAPERS	548
VALID POLL	45,144
NUMBER OF SEATS	5
QUOTA	7,525

NAMES OF CANDIDATES ELECTED

NOEL O'FLYNN (F.F.)
 KATHLEEN LYNCH (Lab.)
 BERNARD ALLEN (F.G.)
 BILLY KELLEHER (F.F.)
 DAN WALLACE (F.F.)

NAMES OF CANDIDATES	First Count	Second Count	Third Count	Fourth Count	Fifth Count	Sixth Count	Seventh Count
	Number of Votes	Transfer of Duffy's and Tynan's Votes and Result	Transfer of Barry's Votes and Result	Transfer of McMurry's Votes and Result	Transfer of Minihan's Votes and Result	Transfer of O'Brien's Votes and Result	Transfer of O'Callaghan's Votes and Result
*ALLEN, Bernard (F.G.)	5,458	+45 5,503	+94 5,597	+75 5,672	+512 6,184	+417 6,601	+1,049 7,650
BARRY, Mick (S.P.)	936	+90 1,026	-1,026 —	—	—	—	—
DUFFY, Gerry (C.S.P.)	215	-215 —	—	—	—	—	—
*KELLEHER, Billy (F.F.)	5,801	+48 5,849	+36 5,885	+55 5,940	+690 6,630	+339 6,969	+487 7,456
KELLY, Gerry (F.G.)	3,744	+23 3,767	+51 3,818	+93 3,911	+493 4,404	+164 4,568	+369 4,937
LYNCH, Kathleen (Lab.)	5,313	+89 5,402	+226 5,628	+514 6,142	+541 6,683	+813 7,496	+922 8,418
McMURRY, Nicholas (G.P.)	1,155	+41 1,196	+133 1,329	-1,329 —	—	—	—
MINIHAN, John (P.D.)	3,126	+26 3,152	+21 3,173	+113 3,286	-3,286 —	—	—
O'BRIEN, Jonathan (S.F.)	2,860	+105 2,965	+258 3,223	+182 3,405	+78 3,483	-3,483 —	—
O'CALLAGHAN, Joe (Non-Party)	3,154	+68 3,222	+97 3,319	+138 3,457	+248 3,705	+760 4,465	-4,465 —
*O'FLYNN, Noel (F.F.)	7,387	+54 7,441	+54 7,495	+30 7,525	7,525	7,525	7,525
TYNAN, Ted (W.P.)	458	-458 —	—	—	—	—	—
*WALLACE, Dan (F.F.)	5,537	+71 5,608	+24 5,632	+43 5,675	+560 6,235	+342 6,577	+610 7,187
Non-transferrable papers not effective	—	+13 13	+32 45	+86 131	+164 295	+648 943	+1,028 1,971
TOTAL	45,144	45,144	45,144	45,144	45,144	45,144	45,144

GENERAL ELECTION — 2002

CONSTITUENCY OF

CORK NORTH-WEST

TOTAL ELECTORATE	53,699
INVALID BALLOT PAPERS	574
VALID POLL	38,819
NUMBER OF SEATS	3
QUOTA	9,705

NAMES OF CANDIDATES ELECTED

MICHAEL MOYNIHAN (F.F.)

DONAL MOYNIHAN (F.F.)

GERARD MURPHY (F.G.)

NAMES OF CANDIDATES	First Count	Second Count	Third Count	Fourth Count
	Number of Votes	Transfer of Moynihan's (Michael) Surplus and Result	Transfer of Coughlan's and Duffy's Votes and Result	Transfer of Moynihan's (Donal) Surplus and Result
COUGHLAN, Martin (Lab.)	2,668	+26 2,694	-2,694 —	—
*CREED, Michael (F.G.)	7,787	+30 7,817	+1,340 9,157	+303 9,460
DUFFY, Gerry (C.S.P.)	383	+6 389	-389 —	—
*MOYNIHAN, Donal (F.F.)	8,893	+592 9,485	+669 10,154	-449 9,705
*MOYNIHAN, Michael (F.F.)	10,540	-835 9,705	9,705	9,705
MURPHY, Gerard (F.G.)	8,548	+181 8,729	+688 9,417	+90 9,507
Non-transferrable papers not effective	—	—	+386 386	+56 442
TOTAL	38,819	38,819	38,819	38,819

GENERAL ELECTION — 2002

CONSTITUENCY OF

CORK SOUTH-CENTRAL

TOTAL ELECTORATE	89,646
INVALID BALLOT PAPERS	545
VALID POLL	55,240
NUMBER OF SEATS	5
QUOTA	9,207

NAMES OF CANDIDATES ELECTED

MICHEÁL MARTIN (F.F.)
SIMON COVENEY (F.G.)
BATT O'KEEFFE (F.F.)
DAN BOYLE (G.P.)
JOHN DENNEHY (F.F.)

NAMES OF CANDIDATES	First Count	Second Count	Third Count	Fourth Count	Fifth Count	Sixth Count	Seventh Count	Eighth Count	Ninth Count	Tenth Count
	Number of Votes	Transfer of Martin's Surplus and Result	Transfer of Neville's and O'Sullivan's Votes and Result	Transfer of O'Connell's Votes and Result	Transfer of Hanlon's Votes and Result	Transfer of Ryan's Votes and Result	Transfer of Clune's Votes and Result	Transfer of Coveney's Surplus and Result	Transfer of O'Keefe's Surplus and Result	Transfer of Boyle's Surplus and Result
BOYLE, Dan (G.P.)	4,952	+442 5,394	+112 5,506	+260 5,766	+568 6,334	+1,427 7,761	+543 8,304	+1,013 9,317	— 9,317	-110 9,207
*CLUNE, Deirdre (F.G.)	5,535	+313 5,848	+38 5,886	+96 5,982	+93 6,075	+518 6,593	-6,593 —	—	—	—
*COVENEY, Simon (F.G.)	5,183	+574 5,757	+36 5,793	+113 5,906	+132 6,038	+596 6,634	+4,939 11,573	-2,366 9,207	9,207	9,207
*DENNEHY, John (F.F.)	5,533	+1,723 7,256	+39 7,295	+402 7,697	+364 8,061	+220 8,281	+199 8,480	+204 8,684	+82 8,766	+23 8,789
HANLON, Tom (S.F.)	2,063	+113 2,176	+78 2,254	+226 2,480	-2,480 —	—	—	—	—	—
*MARTIN, Micheál (F.F.)	14,742	-5,535 9,207	9,207	9,207	9,207	9,207	9,207	9,207	9,207	9,207
NEVILLE, Ted (Non-Party)	372	+11 383	-383 —	—	—	—	—	—	—	—
O'CONNELL, Con (Non-Party)	1,821	+93 1,914	+90 2,004	-2,004 —	—	—	—	—	—	—
*O'KEEFFE, Batt (F.F.)	6,556	+1,668 8,224	+55 8,279	+114 8,393	+301 8,694	+203 8,897	+215 9,112	+219 9,331	-124 9,207	9,207
O'SULLIVAN, Michael (S.W.P.)	217	+10 227	-227 —	—	—	—	—	—	—	—
RYAN, Brendan (Lab.)	3,282	+179 3,461	+48 3,509	+234 3,743	+223 3,966	-3,966 —	—	—	—	—
SINNOTT, Kathy	4,984	+409 5,393	+98 5,491	+418 5,909	+541 6,450	+765 7,215	+509 7,724	+930 8,654	+42 8,696	+87 8,783
Non-transferrable papers not effective	—	—	+16 16	+141 157	+258 415	+237 652	+188 840	— 840	— 840	— 840
TOTAL	55,240	55,240	55,240	55,240	55,240	55,240	55,240	55,240	55,240	55,240

GENERAL ELECTION — 2002

CONSTITUENCY OF

DONEGAL NORTH-EAST

TOTAL ELECTORATE	58,208
INVALID BALLOT PAPERS	549
VALID POLL	36,347
NUMBER OF SEATS	3
QUOTA	9,087

NAMES OF CANDIDATES ELECTED

JAMES McDAID (F.F.)
 CECILIA KEAVENEY (F.F.)
 NIALL BLANEY

NAMES OF CANDIDATES	First Count	Second Count	Third Count	Fourth Count	Fifth Count	Sixth Count
	Number of Votes	Transfer of McNair's Votes and Result	Transfer of McDaid's Surplus and Result	Transfer of MacLochlainn's Votes and Result	Transfer of Keaveney's Surplus and Result	Transfer of McGuinness' Votes and Result
BLANEY, Niall	6,124	+137 6,261	+131 6,392	+1,275 7,667	+364 8,031	+758 8,789
*KEAVENEY, Cecilia (F.F.)	8,340	+123 8,463	+249 8,712	+1,012 9,724	-637 9,087	9,087
MacLOCHLAINN, Pdraig (S.F.)	3,611	+103 3,714	+37 3,751	-3,751 —	—	—
MALONEY, Sean (F.G.)	3,723	+358 4,081	+100 4,181	+446 4,627	+53 4,680	+2,752 7,432
*McDAID, James (F.F.)	9,614	9,614	-527 9,087	9,087	9,087	9,087
McGUINNESS, Bernard (F.G.)	3,914	+187 4,101	+10 4,111	+265 4,376	+175 4,551	-4,551 —
McNAIR, Jackie (Lab.)	1,021	-1,021 —	—	—	—	—
Non-transferrable papers not effective	—	+113 113	— 113	+753 866	+45 911	+1,041 1,952
TOTAL	36,347	36,347	36,347	36,347	36,347	36,347

GENERAL ELECTION — 2002

CONSTITUENCY OF

DUBLIN CENTRAL

TOTAL ELECTORATE	62,180
INVALID BALLOT PAPERS	483
VALID POLL	34,034
NUMBER OF SEATS	4
QUOTA	6,807

NAMES OF CANDIDATES ELECTED

BERTIE AHERN (F.F.)
TONY GREGORY
JOE COSTELLO (Lab.)
DR. DERMOT FITZPATRICK (F.F.)

NAMES OF CANDIDATES	First Count	Second Count	Third Count	Fourth Count	Fifth Count	Sixth Count	Seventh Count
	Number of Votes	Transfer of Ahern's Surplus and Result	Transfer of O'Donnell's, O'Loughlin's and Prendeville's Votes and Result	Transfer of Simpson's Votes and Result	Transfer of Mitchell's Votes and Result	Transfer of Costello's Surplus and Result	Transfer of Gregory's Surplus and Result
* AHERN, Bertie (F.F.)	10,882	-4,075 6,807	6,807	6,807	6,807	6,807	6,807
COSTELLO, Joe (Lab.)	4,136	+363 4,499	+40 4,539	+507 5,046	+2,824 7,870	-1,063 6,807	6,807
FITZPATRICK, Dr. Dermot (F.F.)	2,590	+2,265 4,855	+113 4,968	+75 5,043	+517 5,560	+704 6,264	+154 6,418
* GREGORY, Tony	5,664	+813 6,477	+148 6,625	+617 7,242	7,242	7,242	-435 6,807
KEHOE, Nicky (S.F.)	4,972	+328 5,300	+43 5,343	+144 5,487	+331 5,818	+359 6,177	+162 6,339
*MITCHELL, Jim (F.G.)	3,769	+207 3,976	+87 4,063	+205 4,268	-4,268 —	—	—
O'DONNELL, Patrick Noel (Non-Party)	89	+6 95	-95 —	—	—	—	—
O'LOUGHLIN, Paul Thomas (C.S.P.)	366	+11 377	-377 —	—	—	—	—
PRENDEVILLE, Tom	97	+6 103	-103 —	—	—	—	—
SIMPSON, Tom (G.P.)	1,469	+76 1,545	+107 1,652	-1,652 —	—	—	—
Non-transferrable papers not effective	—	—	+37 37	+104 141	+596 737	— 737	+119 856
TOTAL	34,034	34,034	34,034	34,034	34,034	34,034	34,034

GENERAL ELECTION — 2002

CONSTITUENCY OF
DUBLIN NORTH

TOTAL ELECTORATE	72,353
INVALID BALLOT PAPERS	0
VALID POLL	43,942
NUMBER OF SEATS	4
QUOTA	8,789

NAMES OF CANDIDATES ELECTED

TREVOR SARGENT (G.P.)
SEÁN RYAN (Lab.)
JIM GLENNON (F.F.)
G. V. WRIGHT (F.F.)

NAMES OF CANDIDATES	First Count	Second Count	Third Count	Fourth Count	Fifth Count	Sixth Count	Seventh Count	Eighth Count
	Number of Votes	Transfer of Quinn's and Walshe's Votes and Result	Transfer of Goulding's Votes and Result	Transfer of Boland's Votes and Result	Transfer of Davis' Votes and Result	Transfer of Owen's Votes and Result	Transfer of Sargent's Surplus and Result	Transfer of Kennedy's Votes and Result
BOLAND, Cathal (F.G.)	1,177	+12 1,189	+27 1,216	-1,216 —	—	—	—	—
DALY, Clare (S.P.)	5,501	+50 5,551	+179 5,730	+66 5,796	+448 6,244	+346 6,590	+182 6,772	+751 7,523
DAVIS, Mick (S.F.)	1,350	+32 1,382	+42 1,424	+16 1,440	-1,440 —	—	—	—
GLENNON, Jim (F.F.)	5,892	+53 5,945	+83 6,028	+124 6,152	+142 6,294	+217 6,511	+85 6,596	+2,044 8,640
GOULDING, Ciaran (Non-Party)	914	+95 1,009	-1,009 —	—	—	—	—	—
KENNEDY, Michael (F.F.)	5,253	+56 5,309	+59 5,368	+54 5,422	+110 5,532	+200 5,732	+69 5,801	-5,801 —
*OWEN, Nora (F.G.)	4,012	+18 4,030	+102 4,132	+588 4,720	+43 4,763	-4,763 —	—	—
QUINN, Eamon (Non-Party)	285	-285 —	—	—	—	—	—	—
*RYAN, Seán (Lab.)	6,359	+48 6,407	+128 6,535	+130 6,665	+182 6,847	+1,731 8,578	+550 9,128	9,128
*SARGENT, Trevor (G.P.)	7,294	+86 7,380	+298 7,678	+140 7,818	+300 8,118	+1,667 9,785	-996 8,789	8,789
WALSHE, David Henry (C.S.P.)	247	-247 —	—	—	—	—	—	—
*WRIGHT, G. V. (F.F.)	5,658	+49 5,707	+32 5,739	+38 5,777	+91 5,868	+271 6,139	+110 6,249	+2,368 8,617
Non-transferrable papers not effective	—	+33 33	+59 92	+60 152	+124 276	+331 607	— 607	+638 1,245
TOTAL	43,942	43,942	43,942	43,942	43,942	43,942	43,942	43,942

GENERAL ELECTION — 2002

CONSTITUENCY OF

DUBLIN NORTH-EAST

TOTAL ELECTORATE	52,105
INVALID BALLOT PAPERS	316
VALID POLL	29,318
NUMBER OF SEATS	3
QUOTA	7,330

NAMES OF CANDIDATES ELECTED

MICHAEL WOODS (F.F.)

TOMMY BROUGHAN (Lab.)

MARTIN BRADY (F.F.)

NAMES OF CANDIDATES	First Count	Second Count	Third Count	Fourth Count	Fifth Count	Sixth Count
	Number of Votes	Transfer of Jenkinson's and Ryan's Votes and Result	Transfer of Healy's Votes and Result	Transfer of Cosgrave's Votes and Result	Transfer of Harrold's Votes and Result	Transfer of O'Toole's Votes and Result
*BRADY, Martin (F.F.)	5,304	+227 5,531	+126 5,657	+119 5,776	+279 6,055	+854 6,909
*BROUGHAN, Tommy (Lab.)	4,758	+173 4,931	+495 5,426	+450 5,876	+949 6,825	+1,601 8,426
*COSGRAVE, Michael Joe (F.G.)	2,349	+105 2,454	+92 2,546	-2,546 —	—	—
DOYLE, Gavin (F.G.)	2,155	+218 2,373	+202 2,575	+1,510 4,085	+563 4,648	+289 4,937
HARROLD, Dr. Mark	2,116	+205 2,321	+485 2,806	+106 2,912	-2,912 —	—
HEALY, David (G.P.)	1,656	+200 1,856	-1,856 —	—	—	—
JENKINSON, Thomas (Non-Party)	301	-301 —	—	—	—	—
O'TOOLE, Larry (S.F.)	3,003	+80 3,083	+203 3,286	+87 3,373	+347 3,720	-3,720 —
RYAN, Noelle (P.D.)	1,219	-1,219 —	—	—	—	—
*WOODS, Michael (F.F.)	6,457	+285 6,742	+169 6,911	+227 7,138	+414 7,552	7,552
Non-transferrable papers not effective	—	+27 27	+84 111	+47 158	+360 518	+976 1,494
TOTAL	29,318	29,318	29,318	29,318	29,318	29,318

GENERAL ELECTION — 2002

CONSTITUENCY OF

DUBLIN SOUTH

TOTAL ELECTORATE	92,645
INVALID BALLOT PAPERS	427
VALID POLL	55,263
NUMBER OF SEATS	5
QUOTA	9,211

NAMES OF CANDIDATES ELECTED

SEAMUS BRENNAN (F.F.)
TOM KITT (F.F.)
LIZ O'DONNELL (P.D.)
OLIVIA MITCHELL (F.G.)
EAMON RYAN (G.P.)

NAMES OF CANDIDATES	First Count	Second Count	Third Count	Fourth Count	Fifth Count	Sixth Count	Seventh Count	Eighth Count	Ninth Count
	Number of Votes	Transfer of Maher's Votes and Result	Transfer of Brennan's Surplus and Result	Transfer of Canning's Votes and Result	Transfer of Whelan's Votes and Result	Transfer of Corrigan's Votes and Result	Transfer of Kitt's Surplus and Result	Transfer of Shatter's Votes and Result	Transfer of Mitchell's Surplus and Result
*BRENNAN, Seamus (F.F.)	9,326	9,326	-115 9,211	9,211	9,211	9,211	9,211	9,211	9,211
CANNING, Karen (Non-Party)	2,090	+117 2,207	+2 2,209	-2,209 —	—	—	—	—	—
CORRIGAN, Maria (F.F.)	3,180	+40 3,220	+25 3,245	+173 3,418	+230 3,648	-3,648 —	—	—	—
FITZGERALD, Eithne (Lab.)	5,247	+153 5,400	+4 5,404	+319 5,723	+354 6,077	+155 6,232	+251 6,483	+625 7,108	+1,155 8,263
*KITT, Tom (F.F.)	7,744	+113 7,857	+60 7,917	+200 8,117	+379 8,496	+2,430 10,926	-1,715 9,211	9,211	9,211
MAHER, Lisa (S.P.)	1,063	-1,063 —	—	—	—	—	—	—	—
*MITCHELL, Olivia (F.G.)	5,568	+61 5,629	+4 5,633	+211 5,844	+84 5,928	+214 6,142	+398 6,540	+4,508 11,048	-1,837 9,211
*O'DONNELL, Liz (P.D.)	8,288	+56 8,344	+12 8,356	+291 8,647	+169 8,816	+499 9,315	9,315	9,315	9,315
RYAN, Eamon (G.P.)	5,222	+260 5,482	+3 5,485	+676 6,161	+963 7,124	+195 7,319	+700 8,019	+527 8,546	+682 9,228
*SHATTER, Alan (F.G.)	5,363	+47 5,410	+3 5,413	+155 5,568	+85 5,653	+40 5,693	+140 5,833	-5,833 —	—
WHELAN, Deirdre (S.F.)	2,172	+173 2,345	+2 2,347	+127 2,474	-2,474 —	—	—	—	—
Non-transferrable papers not effective	—	+43 43	— 43	+57 100	+210 310	+115 425	+226 651	+173 824	— 824
TOTAL	55,263	55,263	55,263	55,263	55,263	55,263	55,263	55,263	55,263

GENERAL ELECTION — 2002

CONSTITUENCY OF

DUBLIN SOUTH-EAST

TOTAL ELECTORATE	59,896
INVALID BALLOT PAPERS	287
VALID POLL	32,433
NUMBER OF SEATS	4
QUOTA	6,487

NAMES OF CANDIDATES ELECTED

JOHN GORMLEY (G.P.)
MICHAEL McDOWELL (P.D.)
EOIN RYAN (F.F.)
RUAIRÍ QUINN (Lab.)

NAMES OF CANDIDATES	First Count	Second Count	Third Count	Fourth Count	Fifth Count	Sixth Count
	Number of Votes	Transfer of Crilly's, Gray's and Ryan's (Shay) Votes and Result	Transfer of MacEochaidh's Votes and Result	Transfer of Doolan's Votes and Result	Transfer of Andrews' Votes and Result	Transfer of Ryan's (Eoin) Surplus and Result
ANDREWS, Chris (F.F.)	3,449	+24 3,473	+27 3,500	+324 3,824	-3,824 —	—
CRILLY, Tom (W.P.)	284	-284 —	—	—	—	—
DOOLAN, Daithí (S.F.)	2,398	+157 2,555	+23 2,578	-2,578 —	—	—
*FITZGERALD, Frances (F.G.)	3,337	+21 3,358	+1,013 4,371	+72 4,443	+225 4,668	+587 5,255
*GORMLEY, John (G.P.)	5,264	+219 5,483	+310 5,793	+1,051 6,844	6,844	6,844
GRAY, Norman	99	-99 —	—	—	—	—
MacEOCHAIDH, Colm (F.G.)	1,873	+32 1,905	-1,905 —	—	—	—
McDOWELL, Michael (P.D.)	6,093	+28 6,121	+297 6,418	+91 6,509	6,509	6,509
*QUINN, Ruairí (Lab.)	4,032	+95 4,127	+191 4,318	+356 4,674	+477 5,151	+709 5,860
*RYAN, Eoin (F.F.)	5,318	+54 5,372	+36 5,408	+415 5,823	+2,819 8,642	-2,155 6,487
RYAN, Shay (S.W.P.)	286	-286 —	—	—	—	—
Non-transferrable papers not effective	—	+39 39	+8 47	+269 316	+303 619	+859 1,478
TOTAL	32,433	32,433	32,433	32,433	32,433	32,433

GENERAL ELECTION — 2002

CONSTITUENCY OF
DUBLIN WEST

TOTAL ELECTORATE	53,780
INVALID BALLOT PAPERS	0
VALID POLL	29,988
NUMBER OF SEATS	3
QUOTA	7,498

NAMES OF CANDIDATES ELECTED

BRIAN LENIHAN (F.F.)
JOE HIGGINS (S.P.)
JOAN BURTON (Lab.)

NAMES OF CANDIDATES	First Count	Second Count	Third Count	Fourth Count	Fifth Count	Sixth Count
	Number of Votes	Transfer of Bonnie's and Smyth's Votes and Result	Transfer of Lenihan's Surplus and Result	Transfer of McDonald's Votes and Result	Transfer of Morrissey's Votes and Result	Transfer of Doherty Ryan's Votes and Result
BONNIE, Robert (G.P.)	748	-748 —	—	—	—	—
BURTON, Joan (Lab.)	3,810	+210 4,020	+59 4,079	+296 4,375	+750 5,125	+1,175 6,300
DOHERTY RYAN, Deirdre (F.F.)	2,300	+86 2,386	+312 2,698	+358 3,056	+672 3,728	-3,728 —
*HIGGINS, Joe (S.P.)	6,442	+218 6,660	+71 6,731	+1,122 7,853	7,853	7,853
*LENIHAN, Brian (F.F.)	8,086	8,086	-588 7,498	7,498	7,498	7,498
McDONALD, Mary Lou (S.F.)	2,404	+94 2,498	+26 2,524	-2,524 —	—	—
MORRISSEY, Tom (P.D.)	2,370	+110 2,480	+74 2,554	+108 2,662	-2,662 —	—
SMYTH, John Thomas (C.S.P.)	134	-134 —	—	—	—	—
TERRY, Sheila (F.G.)	3,694	+89 3,783	+46 3,829	+153 3,982	+881 4,863	+806 5,669
Non-transferrable papers not effective	—	+75 75	— 75	+487 562	+359 921	+1,747 2,668
TOTAL	29,988	29,988	29,988	29,988	29,988	29,988

GENERAL ELECTION — 2002

CONSTITUENCY OF

GALWAY EAST

TOTAL ELECTORATE	73,659
INVALID BALLOT PAPERS	452
VALID POLL	49,422
NUMBER OF SEATS	4
QUOTA	9,885

NAMES OF CANDIDATES ELECTED

PAUL CONNAUGHTON (F.G.)
 JOE CALLANAN (F.F.)
 PADDY McHUGH (Non-Party)
 NOEL TREACY (F.F.)

NAMES OF CANDIDATES	First Count	Second Count	Third Count	Fourth Count	Fifth Count
	Number of Votes	Transfer of MacMeanmain's and Ní Bhroin's Votes and Result	Transfer of Mac an Bhaird's Votes and Result	Transfer of Burke's Votes and Result	Transfer of Connaughton's Surplus and Result
*BURKE, Ulick (F.G.)	6,941	+211 7,152	+293 7,445	-7,445 —	—
CALLANAN, Joe (F.F.)	7,898	+65 7,963	+352 8,315	+1,099 9,414	+952 10,366
*CONNAUGHTON, Paul (F.G.)	8,635	+131 8,766	+218 8,984	+4,987 13,971	-4,086 9,885
*KITT, Michael P. (F.F.)	7,454	+59 7,513	+198 7,711	+239 7,950	+293 8,243
MAC AN BHAIRD, Daithaí (S.F.)	1,828	+240 2,068	-2,068 —	—	—
MacMEANMAIN, Manus (C.S.P.)	93	-93 —	—	—	—
McHUGH, Paddy (Non-Party)	7,786	+256 8,042	+539 8,581	+244 8,825	+1,056 9,881
NÍ BHROIN, Úna (G.P.)	1,022	-1,022 —	—	—	—
*TREACY, Noel (F.F.)	7,765	+82 7,847	+244 8,091	+635 8,726	+527 9,253
Non-transferrable papers not effective	—	+71 71	+224 295	+241 536	+1,258 1,794
TOTAL	49,422	49,422	49,422	49,422	49,422

GENERAL ELECTION — 2002

CONSTITUENCY OF

KERRY NORTH

TOTAL ELECTORATE	55,476
INVALID BALLOT PAPERS	351
VALID POLL	39,173
NUMBER OF SEATS	3
QUOTA	9,794

NAMES OF CANDIDATES ELECTED

THOMAS McELLISTRIM (F.F.)

MARTIN FERRIS (S.F.)

JIMMY DEENIHAN (F.G.)

NAMES OF CANDIDATES	First Count	Second Count	Third Count
	Number of Votes	Transfer of Kennedy's, Kiely's and O'Connor's Votes and Result	Transfer of McEllistrim's Surplus and Result
*DEENIHAN, Jimmy (F.G.)	8,652	+886 9,538	+304 9,842
FERRIS, Martin (S.F.)	9,496	+520 10,016	10,016
KENNEDY, James (Non-Party)	233	-233 —	—
KIELY, Dan (F.F.)	3,927	-3,927 —	—
McELLISTRIM, Thomas (F.F.)	7,884	+2,401 10,285	-491 9,794
O'CONNOR, Anthony (Non-Party)	208	-208 —	—
*SPRING, Dick (Lab.)	8,773	+393 9,166	+187 9,353
Non-transferrable papers not effective	—	+168 168	— 168
TOTAL	39,173	39,173	39,173

GENERAL ELECTION — 2002

CONSTITUENCY OF

KILDARE NORTH

TOTAL ELECTORATE	60,094
INVALID BALLOT PAPERS	291
VALID POLL	32,980
NUMBER OF SEATS	3
QUOTA	8,246

NAMES OF CANDIDATES ELECTED

CHARLIE McCREEVY (F.F.)

EMMET STAGG (Lab.)

BERNARD DURKAN (F.G.)

NAMES OF CANDIDATES	First Count	Second Count	Third Count	Fourth Count	Fifth Count
	Number of Votes	Transfer of McCreevy's Surplus and Result	Transfer of Kelly-McCormack's Votes and Result	Transfer of Walsh's Votes and Result	Transfer of Stagg's Surplus and Result
*DURKAN, Bernard (F.G.)	5,786	+73 5,859	+318 6,177	+1,164 7,341	+684 8,025
KELLY, Paul (F.F.)	5,168	+513 5,681	+242 5,923	+1,459 7,382	+508 7,890
KELLY-McCORMACK, Anne (G.P.)	1,974	+25 1,999	-1,999 —	—	—
*McCREEVY, Charlie (F.F.)	9,082	-836 8,246	8,246	8,246	8,246
*STAGG, Emmet (Lab.)	7,051	+117 7,168	+837 8,005	+1,467 9,472	-1,226 8,246
WALSH, Kate P. (P.D.)	3,919	+108 4,027	+446 4,473	-4,473 —	—
Non-transferrable papers not effective	—	—	+156 156	+383 539	+34 573
TOTAL	32,980	32,980	32,980	32,980	32,980

GENERAL ELECTION — 2002

CONSTITUENCY OF

LAOIGHIS-OFFALY

TOTAL ELECTORATE	95,373
INVALID BALLOT PAPERS	671
VALID POLL	63,217
NUMBER OF SEATS	5
QUOTA	10,537

NAMES OF CANDIDATES ELECTED

BRIAN COWEN (F.F.)
 TOM PARLON (P.D.)
 OLWYN ENRIGHT (F.G.)
 JOHN MOLONEY (F.F.)
 SEAN FLEMING (F.F.)

NAMES OF CANDIDATES	First Count	Second Count	Third Count	Fourth Count	Fifth Count	Sixth Count
	Number of Votes	Transfer of Cowen's Surplus and Result	Transfer of Fettes', Kelly's, McCormack's and Redmond's Votes and Result	Transfer of Dwyer's Votes and Result	Transfer of Buckley's and Stanley's Votes and Result	Transfer of Killally's Votes and Result
BUCKLEY, Molly (Non-Party)	1,695	+88 1,783	+183 1,966	+390 2,356	-2,356 —	—
*COWEN, Brian (F.F.)	12,529	-1,992 10,537	10,537	10,537	10,537	10,537
DWYER, John (Lab.)	1,600	+75 1,675	+134 1,809	-1,809 —	—	—
ENRIGHT, Olwyn (F.G.)	8,053	+202 8,255	+148 8,403	+494 8,897	+1,308 10,205	+800 11,005
FETTES, Christopher (G.P.)	520	+9 529	-529 —	—	—	—
*FLANAGAN, Charles (F.G.)	6,500	+30 6,530	+116 6,646	+219 6,865	+519 7,384	+222 7,606
*FLEMING, Sean (F.F.)	7,091	+439 7,530	+112 7,642	+86 7,728	+633 8,361	+2,092 10,453
KELLY, John (Non-Party)	236	+1 237	-237 —	—	—	—
KILLALLY, Gerard (F.F.)	4,719	+668 5,387	+50 5,437	+93 5,530	+532 6,062	-6,062 —
McCORMACK, Joe (Non-Party)	351	+2 353	-353 —	—	—	—
*MOLONEY, John (F.F.)	8,093	+167 8,260	+83 8,343	+41 8,384	+464 8,848	+2,124 10,972
PARLON, Tom (P.D.)	9,088	+270 9,358	+173 9,531	+158 9,689	+883 10,572	10,572
REDMOND, Michael (C.S.P.)	142	+2 144	-144 —	—	—	—
STANLEY, Brian (S.F.)	2,600	+39 2,639	+181 2,820	+197 3,017	-3,017 —	—
Non-transferrable papers not effective	—	—	+83 83	+131 214	+1,034 1,248	+824 2,072
TOTAL	63,217	63,217	63,217	63,217	63,217	63,217

GENERAL ELECTION — 2002

CONSTITUENCY OF

LIMERICK WEST

TOTAL ELECTORATE	53,879
INVALID BALLOT PAPERS	476
VALID POLL	35,669
NUMBER OF SEATS	3
QUOTA	8,918

NAMES OF CANDIDATES ELECTED

JOHN CREGAN (F.F.)

MICHAEL COLLINS (F.F.)

DAN NEVILLE (F.G.)

NAMES OF CANDIDATES	First Count	Second Count	Third Count	Fourth Count
	Number of Votes	Transfer of Cregan's Surplus and Result	Transfer of Collins' Surplus and Result	Transfer of Briody's, MacDomhnaill's and O'Riordan's Votes and Result
BRIODY, Marcus (G.P.)	948	+54 1,002	+136 1,138	-1,138 —
*COLLINS, Michael (F.F.)	8,236	+1,290 9,526	-608 8,918	8,918
CREGAN, John (F.F.)	10,823	-1,905 8,918	8,918	8,918
*FINUCANE, Michael (F.G.)	7,410	+274 7,684	+183 7,867	+696 8,563
MacDOMHNAILL, Mike (Non-Party)	662	+48 710	+79 789	-789 —
*NEVILLE, Dan (F.G.)	7,446	+232 7,678	+184 7,862	+702 8,564
O'RIORDAN, Patrick (C.S.P.)	144	+7 151	+26 177	-177 —
Non-transferrable papers not effective	—	—	—	+706 706
TOTAL	35,669	35,669	35,669	35,669

GENERAL ELECTION — 2002

CONSTITUENCY OF

LOUTH

TOTAL ELECTORATE	81,952
INVALID BALLOT PAPERS	651
VALID POLL	47,623
NUMBER OF SEATS	4
QUOTA	9,525

NAMES OF CANDIDATES ELECTED

DERMOT AHERN (F.F.)
FERGUS O'DOWD (F.G.)
SEAMUS KIRK (F.F.)
ARTHUR MORGAN (S.F.)

NAMES OF CANDIDATES	First Count	Second Count	Third Count	Fourth Count	Fifth Count	Sixth Count	Seventh Count	Eighth Count
	Number of Votes	Transfer of Maguire's, McMahon's, Ó Gógáin's and Short's Votes and Result	Transfer of Bellew's and Godfrey's Votes and Result	Transfer of Ahern's Surplus and Result	Transfer of Martin's Votes and Result	Transfer of Grehan's Votes and Result	Transfer of Bell's Votes and Result	Transfer of Maher's Votes and Result
*AHERN, Dermot (F.F.)	9,603	9,603	9,603	-78 9,525	9,525	9,525	9,525	9,525
*BELL, Michael (Lab.)	3,185	+52 3,237	+151 3,388	+3 3,391	+341 3,732	+385 4,117	-4,117 —	—
BELLEW, Martin (Non-Party)	1,307	+103 1,410	-1,410 —	—	—	—	—	—
BRENNAN, Terry (F.G.)	4,130	+77 4,207	+235 4,442	+7 4,449	+221 4,670	+724 5,394	+652 6,046	+87 6,133
GODFREY, Frank (Non-Party)	473	+29 502	-502 —	—	—	—	—	—
GREHAN, Mary (Non-Party)	2,384	+112 2,496	+525 3,021	+9 3,030	+491 3,521	-3,521 —	—	—
*KIRK, Seamus (F.F.)	6,495	+66 6,561	+207 6,768	+43 6,811	+182 6,993	+651 7,644	+316 7,960	+2,027 9,987
MAGUIRE, Michael (C.S.P.)	79	-79 —	—	—	—	—	—	—
MAHER, Frank (F.F.)	4,653	+15 4,668	+139 4,807	+4 4,811	+135 4,946	+72 5,018	+625 5,643	-5,643 —
MARTIN, Bernadette (G.P.)	1,979	+130 2,109	+197 2,306	+3 2,309	-2,309 —	—	—	—
McMAHON, Aidan (Non-Party)	294	-294 —	—	—	—	—	—	—
MORGAN, Arthur (S.F.)	7,121	+154 7,275	+213 7,488	+7 7,495	+310 7,805	+669 8,474	+518 8,992	+485 9,477
O'DOWD, Fergus (F.G.)	5,505	+35 5,540	+146 5,686	+2 5,688	+410 6,098	+248 6,346	+1,394 7,740	+2,435 10,175
Ó GÓGÁIN, Liam (Non-Party)	239	-239 —	—	—	—	—	—	—
SHORT, Peter (W.P.)	176	-176 —	—	—	—	—	—	—
Non-transferrable papers not effective	—	+15 15	+99 114	— 114	+219 333	+772 1,105	+612 1,717	+609 2,326
TOTAL	47,623	47,623	47,623	47,623	47,623	47,623	47,623	47,623

GENERAL ELECTION — 2002

CONSTITUENCY OF

MEATH

TOTAL ELECTORATE	108,717
INVALID BALLOT PAPERS	0
VALID POLL	64,081
NUMBER OF SEATS	5
QUOTA	10,681

NAMES OF CANDIDATES ELECTED

NOEL DEMPSEY (F.F.)
JOHN BRUTON (F.G.)
MARY WALLACE (F.F.)
DAMIEN ENGLISH (F.G.)
JOHNNY BRADY (F.F.)

NAMES OF CANDIDATES	First Count	Second Count	Third Count	Fourth Count	Fifth Count	Sixth Count	Seventh Count	Eighth Count	Ninth Count
	Number of Votes	Transfer of Dempsey's Surplus and Result	Transfer of Colwell's and Redmond's Votes and Result	Transfer of O'Brien's Votes and Result	Transfer of Kelly's Votes and Result	Transfer of O'Byrne's Votes and Result	Transfer of Ward's Votes and Result	Transfer of Farrelly's Votes and Result	Transfer of Fitzgerald's Votes and Result
*BRADY, Johnny (F.F.)	8,493	+258 8,751	+36 8,787	+46 8,833	+46 8,879	+108 8,987	+123 9,110	+467 9,577	+299 9,876
*BRUTON, John (F.G.)	7,617	+76 7,693	+32 7,725	+155 7,880	+241 8,121	+333 8,454	+694 9,148	+1,733 10,881	10,881
COLWELL, Jane (Non-Party)	263	+2 265	-265 —	—	—	—	—	—	—
*DEMPSEY, Noel (F.F.)	11,534	-853 10,681	10,681	10,681	10,681	10,681	10,681	10,681	10,681
ENGLISH, Damien (F.G.)	5,958	+61 6,019	+52 6,071	+68 6,139	+126 6,265	+374 6,639	+737 7,376	+1,349 8,725	+1,429 10,154
*FARRELLY, John V. (F.G.)	3,877	+15 3,892	+11 3,903	+34 3,937	+41 3,978	+74 4,052	+221 4,273	-4,273 —	—
FITZGERALD, Brian (Non-Party)	3,722	+29 3,751	+56 3,807	+113 3,920	+185 4,105	+359 4,464	+675 5,139	+119 5,258	-5,258 —
KELLY, Tom (Non-Party)	1,373	+7 1,380	+23 1,403	+163 1,566	-1,566 —	—	—	—	—
O'BRIEN, Pat (Non-Party)	1,199	+3 1,202	+42 1,244	-1,244 —	—	—	—	—	—
O'BYRNE, Fergal (G.P.)	2,337	+16 2,353	+53 2,406	+224 2,630	+200 2,830	-2,830 —	—	—	—
REDMOND, Michael (C.S.P.)	180	+1 181	-181 —	—	—	—	—	—	—
REILLY, Joe (S.F.)	6,042	+51 6,093	+51 6,144	+123 6,267	+118 6,385	+325 6,710	+412 7,122	+226 7,348	+732 8,080
*WALLACE, Mary (F.F.)	8,759	+313 9,072	+32 9,104	+180 9,284	+361 9,645	+362 10,007	+254 10,261	+113 10,374	+1,261 11,635
WARD, Peter (Lab.)	2,727	+21 2,748	+21 2,769	+75 2,844	+120 2,964	+631 3,595	-3,595 —	—	—
Non-transferrable papers not effective	—	—	+37 37	+63 100	+128 228	+264 492	+479 971	+266 1,237	+1,537 2,774
TOTAL	64,081	64,081	64,081	64,081	64,081	64,081	64,081	64,081	64,081

GENERAL ELECTION — 2002

CONSTITUENCY OF

TIPPERARY NORTH

TOTAL ELECTORATE	59,427
INVALID BALLOT PAPERS	446
VALID POLL	40,966
NUMBER OF SEATS	3
QUOTA	10,242

NAMES OF CANDIDATES ELECTED

MICHAEL LOWRY (Non-Party)

MÁIRE F. HOCTOR (F.F.)

MICHAEL SMITH (F.F.)

NAMES OF CANDIDATES	First Count	Second Count	Third Count	Fourth Count
	Number of Votes	Transfer of Dwan's Votes and Result	Transfer of O'Meara's Votes and Result	Transfer of Hoctor's Surplus and Result
COONAN, Noel J. (F.G.)	6,108	+328 6,436	+2,649 9,085	+352 9,437
DWAN, Bill (P.D.)	1,446	-1,446 —	—	—
HOCTOR, Máire F. (F.F.)	8,949	+371 9,320	+1,720 11,040	-798 10,242
*LOWRY, Michael (Non-Party)	10,400	10,400	10,400	10,400
O'MEARA, Kathleen (Lab.)	5,537	+340 5,877	-5,877 —	—
*SMITH, Michael (F.F.)	8,526	+316 8,842	+800 9,642	+446 10,088
Non-transferable papers not effective	—	+91 91	+708 799	— 799
TOTAL	40,966	40,966	40,966	40,966

GENERAL ELECTION — 2002

CONSTITUENCY OF

TIPPERARY SOUTH

TOTAL ELECTORATE	56,092
INVALID BALLOT PAPERS	390
VALID POLL	36,666
NUMBER OF SEATS	3
QUOTA	9,167

NAMES OF CANDIDATES ELECTED

TOM HAYES (F.G.)

NOEL DAVERN (F.F.)

SEAMUS HEALY (Non-Party)

NAMES OF CANDIDATES	First Count	Second Count	Third Count
	Number of Votes	Transfer of Larkin's and Ó Súilleabháin's Votes and Result	Transfer of Landy's and Wood's Votes and Result
*DAVERN, Noel (F.F.)	8,888	+197 9,085	+944 10,029
*HAYES, Tom (F.G.)	8,997	+136 9,133	+1,591 10,724
*HEALY, Seamus (Non-Party)	7,350	+415 7,765	+1,712 9,477
LANDY, Denis (Lab.)	3,353	+202 3,555	-3,555 —
LARKIN, Michael (C.S.P.)	120	-120 —	—
MANSERAGH, Martin (F.F.)	5,233	+200 5,433	+455 5,888
Ó SÚILLEABHÁIN, Muiris (S.F.)	1,210	-1,210 —	—
WOOD, Tom (Non-Party)	1,515	+116 1,631	-1,631 —
Non-transferrable papers not effective	—	+64 64	+484 548
TOTAL	36,666	36,666	36,666

GENERAL ELECTION — 2002

CONSTITUENCY OF
WATERFORD

TOTAL ELECTORATE	73,725
INVALID BALLOT PAPERS	557
VALID POLL	46,563
NUMBER OF SEATS	4
QUOTA	9,313

NAMES OF CANDIDATES ELECTED

MARTIN CULLEN (F.F.)
JOHN DEASY (F.G.)
BRIAN O'SHEA (Lab.)
OLLIE WILKINSON (F.F.)

NAMES OF CANDIDATES	First Count	Second Count	Third Count	Fourth Count	Fifth Count	Sixth Count	Seventh Count
	Number of Votes	Transfer of Halpin's, Kelly's Walsh's and Waters' Votes and Result	Transfer of Halligan's Votes and Result	Transfer of McCann's Votes and Result	Transfer of Flynn's Votes and Result	Transfer of Cummins' Votes and Result	Transfer of Cullinane's Votes and Result
*CULLEN, Martin (F.F.)	8,529	+77 8,606	+128 8,734	+120 8,854	+578 9,432	9,432	9,432
CULLINANE, David (S.F.)	2,955	+135 3,090	+320 3,410	+175 3,585	+129 3,714	+157 3,871	-3,871 —
CUMMINS, Maurice (F.G.)	2,799	+63 2,862	+147 3,009	+112 3,121	+220 3,341	-3,341 —	—
DEASY, John (F.G.)	7,204	+99 7,303	+60 7,363	+218 7,581	+537 8,118	+1,880 9,998	9,998
FLYNN, Michael Joseph (P.D.)	2,137	+50 2,187	+64 2,251	+213 2,464	-2,464 —	—	—
HALLIGAN, John (W.P.)	1,270	+128 1,398	-1,398 —	—	—	—	—
HALPIN, Conor Augustine	289	-289 —	—	—	—	—	—
KELLY, Jimmy (S.W.P.)	300	-300 —	—	—	—	—	—
*KENNEALLY, Brendan (F.F.)	5,735	+45 5,780	+140 5,920	+49 5,969	+196 6,165	+260 6,425	+692 7,117
McCANN, Brendan (G.P.)	1,361	+172 1,533	+113 1,646	-1,646 —	—	—	—
*O'SHEA, Brian (Lab.)	6,219	+145 6,364	+285 6,649	+533 7,182	+467 7,649	+667 8,316	+1,208 9,524
WALSH, Eddie	118	-118 —	—	—	—	—	—
WATERS, Declan	335	-335 —	—	—	—	—	—
WILKINSON, Ollie (F.F.)	7,312	+55 7,367	+16 7,383	+60 7,443	+192 7,635	+88 7,723	+481 8,204
Non-transferrable papers not effective	—	+73 73	+125 198	+166 364	+145 509	+289 798	+1,490 2,288
TOTAL	46,563	46,563	46,563	46,563	46,563	46,563	46,563

GENERAL ELECTION — 2002

CONSTITUENCY OF

WESTMEATH

TOTAL ELECTORATE	56,054
INVALID BALLOT PAPERS	557
VALID POLL	34,421
NUMBER OF SEATS	3
QUOTA	8,606

NAMES OF CANDIDATES ELECTED

WILLIE PENROSE (Lab.)

DONIE CASSIDY (F.F.)

PAUL McGRATH (F.G.)

NAMES OF CANDIDATES	First Count	Second Count	Third Count
	Number of Votes	Transfer of Penrose's Surplus and Result	Transfer of Hogg's, Lynam's, McFadden's and Walsh's Votes and Result
CASSIDY, Donie (F.F.)	7,892	+90 7,982	+576 8,558
HOGG, Niamh (S.F.)	1,185	+31 1,216	-1,216 —
LYNAM, Veronica (Non-Party)	444	+16 460	-460 —
McFADDEN, Nicky (F.G.)	3,793	+31 3,824	-3,824 —
*McGRATH, Paul (F.G.)	5,570	+145 5,715	+2,770 8,485
*O'ROURKE, Mary (F.F.)	6,444	+47 6,491	+1,544 8,035
*PENROSE, Willie (Lab.)	8,967	-361 8,606	8,606
WALSH, Patrick (C.S.P.)	126	+1 127	-127 —
Non-transferrable papers not effective	—	—	+737 737
TOTAL	34,421	34,421	34,421

GENERAL ELECTION — 2002

CONSTITUENCY OF
WEXFORD

TOTAL ELECTORATE	94,586
INVALID BALLOT PAPERS	1,017
VALID POLL	60,423
NUMBER OF SEATS	5
QUOTA	10,071

NAMES OF CANDIDATES ELECTED

JOHN BROWNE (F.F.)
BRENDAN HOWLIN (Lab.)
PAUL KEHOE (F.G.)
DR. LIAM TWOMEY (Non-Party)
TONY DEMPSEY (F.F.)

NAMES OF CANDIDATES	First Count	Second Count	Third Count	Fourth Count	Fifth Count	Sixth Count	Seventh Count	Eighth Count
	Number of Votes	Transfer of Ó Bolguidhir's and O'Connor's Votes and Result	Transfer of Doyle's (Sean) Votes and Result	Transfer of Doyle's (Avril) Votes and Result	Transfer of Dwyer's Votes and Result	Transfer of D'Arcy's Votes and Result	Transfer of Kehoe's Surplus and Result	Transfer of Browne's Surplus and Result
*BROWNE, John (F.F.)	9,150	+31 9,181	+337 9,518	+91 9,609	+569 10,178	10,178	10,178	-107 10,071
BYRNE, Hugh (F.F.)	7,556	+18 7,574	+46 7,620	+135 7,755	+481 8,236	+466 8,702	+311 9,013	+59 9,072
*D'ARCY, Michael J. (F.G.)	4,564	+33 4,597	+28 4,625	+1,020 5,645	+190 5,835	-5,835 —	—	—
DEMPSEY, Tony (F.F.)	7,520	+40 7,560	+75 7,635	+158 7,793	+403 8,196	+627 8,823	+279 9,102	+48 9,150
DOYLE, Avril (F.G.)	3,940	+29 3,969	+42 4,011	-4,011 —	—	—	—	—
DOYLE, Sean (Non-Party)	1,274	+41 1,315	-1,315 —	—	—	—	—	—
DWYER, John (S.F.)	4,964	+56 5,020	+128 5,148	+69 5,217	-5,217 —	—	—	—
*HOWLIN, Brendan (Lab.)	7,995	+78 8,073	+128 8,201	+723 8,924	+1,211 10,135	10,135	10,135	10,135
KEHOE, Paul (F.G.)	7,048	+51 7,099	+288 7,387	+1,404 8,791	+404 9,195	+3,436 12,631	-2,560 10,071	10,071
Ó BOLGUIDHIR, Miranda (Non-Party)	424	-424 —	—	—	—	—	—	—
O'CONNOR, Michael (C.S.P.)	173	-173 —	—	—	—	—	—	—
TWOMEY, Dr. Liam (Non-Party)	5,815	+195 6,010	+203 6,213	+361 6,574	+1,488 8,062	+678 8,740	+1,342 10,082	10,082
Non-transferrable papers not effective	—	+25 25	+40 65	+50 115	+471 586	+628 1,214	+628 1,842	— 1,842
TOTAL	60,423	60,423	60,423	60,423	60,423	60,423	60,423	60,423

ALPHABETICAL LIST OF MEMBERS, THEIR PARTY AFFILIATIONS AND CONSTITUENCIES

Surname	First Name	Party	Constituency
Ahern	Bertie	F.F.	Dublin Central
Ahern	Dermot	F.F.	Louth
Ahern	Michael	F.F.	Cork East
Ahern	Noel	F.F.	Dublin North-West
Allen	Bernard	F.G.	Cork North-Central
Andrews	Barry	F.F.	Dún Laoghaire
Ardagh	Sean	F.F.	Dublin South-Central
Aylward	Liam	F.F.	Carlow-Kilkenny
Blaney	Niall		Donegal North-East
Boyle	Dan	G.P.	Cork South-Central
Brady	Johnny	F.F.	Meath
Brady	Martin	F.F.	Dublin North-East
Breen	James	Non-Party	Clare
Breen	Patrick	F.G.	Clare
Brennan	Seamus	F.F.	Dublin South
Broughan	Tommy	Lab.	Dublin North-East
Browne	John	F.F.	Wexford
Bruton	John	F.G.	Meath
Bruton	Richard	F.G.	Dublin North-Central
Burton	Joan	Lab.	Dublin West
Callanan	Joe	F.F.	Galway East
Callely	Ivor	F.F.	Dublin North-Central
Carey	Pat	F.F.	Dublin North-West
Carty	John	F.F.	Mayo
Cassidy	Donie	F.F.	Westmeath
Collins	Michael	F.F.	Limerick West
Connaughton	Paul	F.G.	Galway East
Connolly	Paudge		Cavan-Monaghan
Cooper-Flynn	Beverley	F.F.	Mayo
Costello	Joe	Lab.	Dublin Central
Coughlan	Mary	F.F.	Donegal South-West
Coveney	Simon	F.G.	Cork South-Central
Cowen	Brian	F.F.	Laoighis-Offaly
Cowley	Jerry	Non-Party	Mayo
Crawford	Seymour	F.G.	Cavan-Monaghan

**ALPHABETICAL LIST OF MEMBERS, THEIR PARTY AFFILIATIONS AND
CONSTITUENCIES — *continued***

Surname	First Name	Party	Constituency
Cregan	John	F.F.	Limerick West
Crowe	Seán	S.F.	Dublin South-West
Cuffe	Ciaran	G.P.	Dún Laoghaire
Cullen	Martin	F.F.	Waterford
Curran	John	F.F.	Dublin Mid-West
Davern	Noel	F.F.	Tipperary South
De Valera	Síle	F.F.	Clare
Deasy	John	F.G.	Waterford
Deenihan	Jimmy	F.G.	Kerry North
Dempsey	Noel	F.F.	Meath
Dempsey	Tony	F.F.	Wexford
Dennehy	John	F.F.	Cork South-Central
Devins	Jimmy	F.F.	Sligo-Leitrim
Durkan	Bernard	F.G.	Kildare North
Ellis	John	F.F.	Sligo-Leitrim
English	Damien	F.G.	Meath
Enright	Olwyn	F.G.	Laoighis-Offaly
Fahey	Frank	F.F.	Galway West
Ferris	Martin	S.F.	Kerry North
Finneran	Michael	F.F.	Longford-Roscommon
Fitzpatrick	Dr. Dermot	F.F.	Dublin Central
Fleming	Sean	F.F.	Laoighis-Offaly
Fox	Mildred	Non-Party	Wicklow
Gallagher	Pat The Cope	F.F.	Donegal South-West
Gilmore	Eamon	Lab.	Dún Laoghaire
Glennon	Jim	F.F.	Dublin North
Gogarty	Paul Nicholas	G.P.	Dublin Mid-West
Gormley	John	G.P.	Dublin South-East
Grealish	Noel	P.D.	Galway West
Gregory	Tony		Dublin Central
Hanafin	Mary	F.F.	Dún Laoghaire
Harkin	Marian	Non-Party	Sligo-Leitrim
Harney	Mary	P.D.	Dublin Mid-West
Haughey	Sean	F.F.	Dublin North-Central
Hayes	Tom	F.G.	Tipperary South

**ALPHABETICAL LIST OF MEMBERS, THEIR PARTY AFFILIATIONS AND
CONSTITUENCIES — *continued***

Surname	First Name	Party	Constituency
Healy	Seamus	Non-Party	Tipperary South
Healy-Rae	Jackie	Non-Party	Kerry South
Higgins	Joe	S.P.	Dublin West
Higgins	Michael D.	Lab.	Galway West
Hoctor	Máire F.	F.F.	Tipperary North
Hogan	Phil	F.G.	Carlow-Kilkenny
Howlin	Brendan	Lab.	Wexford
Jacob	Joe	F.F.	Wicklow
Keaveney	Cecilia	F.F.	Donegal North-East
Kehoe	Paul	F.G.	Wexford
Kelleher	Billy	F.F.	Cork North-Central
Kelly	Peter	F.F.	Longford-Roscommon
Kenny	Enda	F.G.	Mayo
Killeen	Tony	F.F.	Clare
Kirk	Seamus	F.F.	Louth
Kitt	Tom	F.F.	Dublin South
Lenihan	Brian	F.F.	Dublin West
Lenihan	Conor	F.F.	Dublin South-West
Lowry	Michael	Non-Party	Tipperary North
Lynch	Kathleen	Lab.	Cork North-Central
Martin	Micheál	F.F.	Cork South-Central
McCormack	Pádraic	F.G.	Galway West
McCreevy	Charlie	F.F.	Kildare North
McDaid	James	F.F.	Donegal North-East
McDowell	Michael	P.D.	Dublin South-East
McEllistrim	Thomas	F.F.	Kerry North
McGinley	Dinny	F.G.	Donegal South-West
McGrath	Finian	Non-Party	Dublin North-Central
McGrath	Paul	F.G.	Westmeath
McGuinness	John	F.F.	Carlow-Kilkenny
McHugh	Paddy	Non-Party	Galway East
McManus	Liz	Lab.	Wicklow
Mitchell	Gay	F.G.	Dublin South-Central
Mitchell	Olivia	F.G.	Dublin South
Moloney	John	F.F.	Laoighis-Offaly

**ALPHABETICAL LIST OF MEMBERS, THEIR PARTY AFFILIATIONS AND
CONSTITUENCIES — *continued***

Surname	First Name	Party	Constituency
Morgan	Arthur	S.F.	Louth
Moynihan	Donal	F.F.	Cork North-West
Moynihan	Michael	F.F.	Cork North-West
Moynihan-Cronin	Breeda	Lab.	Kerry South
Mulcahy	Michael	F.F.	Dublin South-Central
Murphy	Gerard	F.F.	Cork North-West
Naughten	Denis	F.G.	Longford-Roscommon
Neville	Dan	F.G.	Limerick West
Nolan	M.J.	F.F.	Carlow-Kilkenny
Noonan	Michael	F.G.	Limerick East
Ó Caoláin	Caoimhghín	S.F.	Cavan-Monaghan
Ó Cuív	Éamon	F.F.	Galway West
Ó Fearghail	Seán	F.F.	Kildare South
Ó Snodaigh	Aengus	S.F.	Dublin South-Central
O'Connor	Charlie	F.F.	Dublin South-West
O'Dea	Willie	F.F.	Limerick East
O'Donnell	Liz	P.D.	Dublin South
O'Donoghue	John	F.F.	Kerry South
O'Donovan	Denis	F.F.	Cork South-West
O'Dowd	Fergus	F.G.	Louth
O'Flynn	Noel	F.F.	Cork North-Central
O'Hanlon	Rory	F.F.	Cavan-Monaghan
O'Keefe	Batt	F.F.	Cork South-Central
O'Keefe	Jim	F.G.	Cork South-West
O'Keefe	Ned	F.F.	Cork East
O'Malley	Fiona	P.D.	Dún Laoghaire
O'Malley	Tim	P.D.	Limerick East
O'Shea	Brian	Lab.	Waterford
O'Sullivan	Jan	Lab.	Limerick East
Parlon	Tom	P.D.	Laoighis-Offaly
Pattison	Seamus	Lab.	Carlow-Kilkenny
Penrose	Willie	Lab.	Westmeath
Perry	John	F.G.	Sligo-Leitrim
Power	Peter	F.F.	Limerick East
Power	Sean	F.F.	Kildare South

ALPHABETICAL LIST OF MEMBERS, THEIR PARTY AFFILIATIONS AND CONSTITUENCIES — *continued*

Surname	First Name	Party	Constituency
Quinn	Ruairi	Lab.	Dublin South-East
Rabbitte	Pat	Lab.	Dublin South-West
Ring	Michael	F.G.	Mayo
Roche	Dick	F.F.	Wicklow
Ryan	Eamon	G.P.	Dublin South
Ryan	Eoin	F.F.	Dublin South-East
Ryan	Seán	Lab.	Dublin North
Sargent	Trevor	G.P.	Dublin North
Sexton	Mae	P.D.	Longford-Roscommon
Sherlock	Joe	Lab.	Cork East
Shortall	Róisín	Lab.	Dublin North-West
Smith	Brendan	F.F.	Cavan-Monaghan
Smith	Michael	F.F.	Tipperary North
Stagg	Emmet	Lab.	Kildare North
Stanton	David Gerard	F.G.	Cork East
Timmins	Billy Godfrey	F.G.	Wicklow
Treacy	Noel	F.F.	Galway East
Twomey	Dr. Liam	Non-Party	Wexford
Upton	Mary	Lab.	Dublin South-Central
Wall	Jack	Lab.	Kildare South
Wallace	Dan	F.F.	Cork North-Central
Wallace	Mary	F.F.	Meath
Walsh	Joe	F.F.	Cork South-West
Wilkinson	Ollie	F.F.	Waterford
Woods	Michael	F.F.	Dublin North-East
Wright	G.V.	F.F.	Dublin North

POSITION OF PARTIES ON 17th MAY, 2002

Fianna Fáil	Fine Gael	Labour	Progressive Democrats	Green Party Comhaontas Glas	Sinn Féin	Socialist Party	Non-Party
81	31	21	8	6	5	1	13

GENERAL STATISTICS

Constituency	Number of Seats	Electors on Register (2002/03)	Total Votes Cast	% of Electors who voted	Invalid Votes	Invalid Votes as % of total votes cast	Total Valid Poll	Quota	Number of Candidates	Number of Counts	Number of Candidates who lost election expenses
Carlow-Kilkenny	5	97,071	61,688	63.55	844	1.37	60,844	12,169*	11	8	3
Cavan-Monaghan	5	87,595	62,710	71.59	863	1.38	61,847	10,308	14	12	5
Clare	4	80,412	50,341	62.60	539	1.07	49,802	9,961	10	5	2
Cork East	4	72,702	46,334	63.73	546	1.18	45,788	9,158	9	4	2
Cork North-Central	5	79,064	45,692	57.79	548	1.20	45,144	7,525	13	7	4
Cork North-West	3	53,699	39,393	73.36	574	1.46	38,819	9,705	6	4	1
Cork South-Central	5	89,646	55,785	62.23	545	0.98	55,240	9,207	12	10	3
Cork South-West	3	54,274	38,132	70.26	434	1.14	37,698	9,425	10	7	4
Donegal North-East	3	58,208	36,896	63.39	549	1.49	36,347	9,087	7	6	1
Donegal South-West	3	54,789	36,135	65.95	500	1.38	35,635	8,909	10	8	3
Dublin Central	4	62,180	34,517	55.51	483	1.40	34,034	6,807	10	7	4
Dublin Mid-West	3	55,184	28,693	52.00	237	0.83	28,456	7,115	13	10	6
Dublin North ...	4	72,353	43,942	60.73	0	0.00	43,942	8,789	12	8	5
Dublin North-Central	4	65,583	40,475	61.72	427	1.05	40,048	8,010	10	6	2
Dublin North-East	3	52,105	29,634	56.87	316	1.07	29,318	7,330	10	6	2
Dublin North-West	3	47,641	26,543	55.71	385	1.45	26,158	6,540	9	6	4
Dublin South ...	5	92,645	55,690	60.11	427	0.77	55,263	9,211	11	9	2
Dublin South-Central	5	86,161	44,768	51.96	752	1.68	44,016	7,337	15	11	6
Dublin South-East	4	59,896	32,720	54.63	287	0.88	32,433	6,487	11	6	3
Dublin South-West	4	67,947	37,216	54.77	414	1.11	36,802	7,361	10	6	5
Dublin West ...	3	53,780	29,988	55.76	0	0.00	29,988	7,498	9	6	2
Dún Laoghaire	5	91,522	54,071	59.08	438	0.81	53,633	8,939	17	11	8
Galway East ...	4	73,659	49,874	67.71	452	0.91	49,422	9,885	9	5	3
Galway West ...	5	82,213	50,146	61.00	680	1.36	49,466	8,245	17	16	6
Kerry North ...	3	55,476	39,524	71.25	351	0.89	39,173	9,794	7	3	2
Kerry South ...	3	51,761	37,022	71.52	376	1.02	36,646	9,162	8	7	3
Kildare North ...	3	60,094	33,271	55.36	291	0.87	32,980	8,246	6	5	1
Kildare South	3	58,354	33,132	56.78	501	1.51	32,631	8,158	8	6	3
Laoighis-Offaly	5	95,373	63,888	66.99	671	1.05	63,217	10,537	14	6	6
Limerick East	5	80,593	50,513	62.68	513	1.02	50,000	8,334	15	11	7
Limerick West	3	53,879	36,145	67.09	476	1.32	35,669	8,918	7	4	3
Longford-Roscommon	4	70,650	50,310	71.21	621	1.23	49,689	9,938	15	10	7
Louth	4	81,952	48,274	58.91	651	1.35	47,623	9,525	15	8	7
Mayo	5	94,854	64,270	67.76	790	1.23	63,480	10,581	14	10	6
Meath	5	108,717	64,081	58.94	0	0.00	64,081	10,681	14	9	4
Sligo-Leitrim ...	4	70,460	49,494	70.24	523	1.06	48,971	9,795	12	7	4
Tipperary North	3	59,427	41,412	69.69	446	1.08	40,966	10,242	6	4	1
Tipperary South	3	56,092	37,056	66.06	390	1.05	36,666	9,167	8	3	3
Waterford	4	73,725	47,120	63.91	557	1.18	46,563	9,313	14	7	6
Westmeath ...	3	56,054	34,978	62.40	557	1.59	34,421	8,606	8	3	3
Wexford	5	94,586	61,440	64.96	1,017	1.66	60,423	10,071	12	8	3
Wicklow	5	89,797	55,296	61.58	736	1.33	54,560	9,094	15	10	8
TOTALS	166	3,002,173	1,878,609	62.57	20,707	1.10	1,857,902	—	463	305	163

* Quota relates to 4 seats. Ceann Comhairle deemed to be elected as a member for this constituency.

STATISTICS RELATING TO POSTAL VOTING AND SPECIAL VOTING

Constituency	Postal and Special Ballot Papers		
	Number issued	Number rejected at opening of covering envelope	Number cast
Carlow-Kilkenny	690	14	515
Cavan-Monaghan	891	17	713
Clare	827	8	582
Cork East	961	5	699
Cork North-Central	845	6	651
Cork North-West	465	7	365
Cork South-Central	776	10	601
Cork South-West	472	10	358
Donegal North-East	683	6	568
Donegal South-West	763	8	599
Dublin Central	404	8	293
Dublin Mid-West	432	5	279
Dublin North	219	0	161
Dublin North-Central	398	3	305
Dublin North-East	276	5	196
Dublin North-West	220	3	147
Dublin South	422	6	348
Dublin South-Central	536	10	391
Dublin South-East	496	2	400
Dublin South-West	279	4	205
Dublin West	302	2	214
Dún Laoghaire	350	3	297
Galway East	283	6	235
Galway West	435	10	297
Kerry North... ..	389	4	306
Kerry South	569	0	442
Kildare North	518	5	414
Kildare South	1,230	1	912
Laoighis-Offaly	536	7	389
Limerick East	396	0	290
Limerick West	220	6	167
Longford-Roscommon	722	10	622
Louth	554	6	358
Mayo	902	17	686
Meath	347	3	254
Sligo-Leitrim	731	13	557
Tipperary North	621	4	455
Tipperary South	372	3	270
Waterford	353	4	261
Westmeath	1,001	19	708
Wexford	371	2	309
Wicklow	452	3	297
TOTALS	22,709	265	17,116

GENERAL ELECTION — 2002

TABLE SHOWING FOR EACH PARTY OR GROUP THE NUMBER OF CANDIDATES NOMINATED, THE NUMBER AND PERCENTAGE OF FIRST PREFERENCE VOTES OBTAINED AND THE NUMBER AND PERCENTAGE OF SEATS OBTAINED

Constituency	No. of Seats	Total No. of 1st preferences	Fianna Fáil					Fine Gael					The Labour Party				
			No. of candidates nominated	No. of 1st preferences	% of 1st preferences	No. of seats obtained	% of seats obtained	No. of candidates nominated	No. of 1st preferences	% of 1st preferences	No. of seats obtained	% of seats obtained	No. of candidates nominated	No. of 1st preferences	% of 1st preferences	No. of seats obtained	% of seats obtained
Carlow-Kilkenny	5	60,844	3	30,543	50.20	3	60.00	2	13,309	21.87	1	20.00	2	8,004	13.15	1*	20.00
Cavan-Monaghan	5	61,847	3	21,614	34.95	2	40.00	3	15,571	25.18	1	20.00	1	550	0.89	0	0.00
Clare	4	49,802	3	22,602	45.38	2	50.00	3	12,680	25.46	1	25.00	1	1,720	3.45	0	0.00
Cork East	4	45,788	2	18,914	41.31	2	50.00	2	13,322	29.09	1	25.00	2	9,605	20.98	1	25.00
Cork North-Central	5	45,144	3	18,725	41.48	3	60.00	2	9,202	20.38	1	20.00	1	5,313	11.77	1	20.00
Cork North-West	3	38,819	2	19,433	50.06	2	66.67	2	16,335	42.08	1	33.33	1	2,668	6.87	0	0.00
Cork South-Central	5	55,240	3	26,831	48.57	3	60.00	2	10,718	19.40	1	20.00	1	3,282	5.94	0	0.00
Cork South-West	3	37,698	2	14,882	39.48	2	66.67	2	12,189	32.33	1	33.33	1	3,442	9.13	0	0.00
Donegal North-East	3	36,347	2	17,954	49.40	2	66.67	2	7,637	21.01	0	0.00	1	1,021	2.81	0	0.00
Donegal South-West	3	35,635	2	14,997	42.09	2	66.67	2	9,058	25.42	1	33.33	1	1,079	3.03	0	0.00
Dublin Central	4	34,034	2	13,472	39.58	2	50.00	1	3,769	11.07	0	0.00	1	4,136	12.15	1	25.00
Dublin Mid-West	3	28,456	2	9,122	32.06	2	33.33	2	3,276	11.51	0	0.00	1	2,563	9.01	0	0.00
Dublin North	4	43,942	3	16,803	38.24	2	50.00	2	5,189	11.81	0	0.00	1	6,359	14.47	1	25.00
Dublin North-Central	4	40,048	3	20,043	50.05	2	50.00	2	6,809	17.00	1	25.00	1	4,203	10.49	0	0.00
Dublin North-East	3	29,318	2	11,761	40.12	2	66.67	2	4,504	15.36	0	0.00	1	4,758	16.23	1	33.33
Dublin North-West	3	26,158	2	12,435	47.54	2	66.67	1	2,082	7.96	0	0.00	1	4,391	16.79	1	33.33
Dublin South	5	55,263	3	20,250	36.64	2	40.00	2	10,931	19.78	1	20.00	1	5,247	9.49	0	0.00
Dublin South-Central	5	44,016	3	15,106	34.32	2	40.00	2	7,456	16.94	1	20.00	2	8,679	19.72	1	20.00
Dublin South-East	4	32,433	2	8,767	27.03	1	25.00	2	5,210	16.06	0	0.00	1	4,032	12.43	1	25.00
Dublin South-West	4	36,802	2	14,235	38.68	2	50.00	1	4,654	12.65	0	0.00	2	7,285	19.80	1	25.00
Dublin West	3	29,988	2	10,386	34.63	1	33.33	1	3,694	12.32	0	0.00	1	3,810	12.71	1	33.33
Dún Laoghaire	5	53,633	2	16,243	30.29	2	40.00	3	8,069	15.04	0	0.00	2	12,164	22.68	1	20.00
Galway East	4	49,422	3	23,117	46.77	2	50.00	2	15,576	31.52	1	25.00	0	0	0.00	0	0.00
Galway West	5	49,466	3	20,442	41.33	2	40.00	3	8,359	16.90	1	20.00	1	5,213	10.54	1	20.00
Kerry North	3	39,173	2	11,811	30.15	1	33.33	1	8,652	22.09	1	33.33	1	8,773	22.40	0	0.00
Kerry South	3	36,646	2	16,357	44.64	1	33.33	2	6,473	17.66	0	0.00	1	5,307	14.48	1	33.33
Kildare North	3	32,980	2	14,250	43.21	1	33.33	1	5,786	17.54	1	33.33	1	7,051	21.38	1	33.33
Kildare South	3	32,631	2	15,152	46.43	2	66.67	2	5,795	17.76	0	0.00	1	6,043	18.52	1	33.33
Laoighis-Offaly	5	63,217	4	32,432	51.30	3	60.00	2	14,553	23.02	1	20.00	1	1,600	2.53	0	0.00
Limerick East	5	50,000	3	19,973	39.95	2	40.00	2	13,919	27.84	1	20.00	1	4,629	9.26	1	20.00
Limerick West	3	35,669	2	19,059	53.43	2	66.67	2	14,856	41.65	1	33.33	0	0	0.00	0	0.00
Longford-Roscommon	4	49,689	3	20,251	40.76	2	50.00	3	15,251	30.69	1	25.00	1	638	1.28	0	0.00
Louth	4	47,623	3	20,751	43.57	2	50.00	2	9,635	20.23	1	25.00	1	3,185	6.69	0	0.00
Mayo	5	63,480	4	25,380	39.98	2	40.00	4	23,862	37.59	2	40.00	0	0	0.00	0	0.00
Meath	5	64,081	3	28,786	44.92	3	60.00	3	17,452	27.23	2	40.00	1	2,727	4.26	0	0.00
Sligo-Leitrim	4	48,971	3	19,086	38.97	2	50.00	2	13,059	26.67	1	25.00	1	2,429	4.96	0	0.00
Tipperary North	3	40,966	2	17,475	42.66	2	66.67	1	6,108	14.91	0	0.00	1	5,537	13.52	0	0.00
Tipperary South	3	36,666	2	14,121	38.51	1	33.33	1	8,997	24.54	1	33.33	1	3,353	9.14	0	0.00
Waterford	4	46,563	3	21,576	46.34	2	50.00	2	10,003	21.48	1	25.00	1	6,219	13.36	1	25.00
Westmeath	3	34,421	2	14,336	41.65	1	33.33	2	9,363	27.20	1	33.33	1	8,967	26.05	1	33.33
Wexford	5	60,423	3	24,226	40.09	2	40.00	3	15,552	25.74	1	20.00	1	7,995	13.23	1	20.00
Wicklow	5	54,560	2	17,049	31.25	2	40.00	2	8,704	15.95	1	20.00	3	16,153	29.61	1	20.00
Totals	166	1,857,902	106	770,748	41.48	81	48.80	85	417,619	22.48	31	18.67	46	200,130	10.77	21	12.65

* Outgoing Ceann Comhairle returned unopposed.

GENERAL ELECTION-2002

TABLE SHOWING FOR EACH PARTY OR GROUP THE NUMBER OF CANDIDATES NOMINATED, THE NUMBER AND PERCENTAGE OF FIRST PREFERENCE VOTES OBTAINED AND THE NUMBER AND PERCENTAGE OF SEATS OBTAINED — *continued*

Constituency	No. of Seats	Total No. of 1st preferences	Progressive Democrats					Green Party-Comhaontas Glas					Sinn Féin				
			No. of candidates nominated	No. of 1st preferences	% of 1st preferences	No. of seats obtained	% of seats obtained	No. of candidates nominated	No. of 1st preferences	% of 1st preferences	No. of seats obtained	% of seats obtained	No. of candidates nominated	No. of 1st preferences	% of 1st preferences	No. of seats obtained	% of seats obtained
Carlow-Kilkenny	5	60,844	0	0	0.00	0	0.00	1	4,961	8.15	0	0.00	1	2,078	3.42	0	0.00
Cavan-Monaghan	5	61,847	1	1,131	1.83	0	0.00	1	1,100	1.78	0	0.00	1	10,832	17.51	1	20.00
Clare	4	49,802	0	0	0.00	0	0.00	1	2,903	5.83	0	0.00	0	0	0.00	0	0.00
Cork East	4	45,788	0	0	0.00	0	0.00	1	1,136	2.48	0	0.00	1	2,624	5.73	0	0.00
Cork North-Central	5	45,144	1	3,126	6.92	0	0.00	1	1,155	2.56	0	0.00	1	2,860	6.34	0	0.00
Cork North-West	3	38,819	0	0	0.00	0	0.00	0	0	0.00	0	0.00	0	0	0.00	0	0.00
Cork South-Central	5	55,240	0	0	0.00	0	0.00	1	4,952	8.96	1	20.00	1	2,063	3.73	0	0.00
Cork South-West	3	37,698	0	0	0.00	0	0.00	0	0	0.00	0	0.00	2	2,207	5.85	0	0.00
Donegal North-East	3	36,347	0	0	0.00	0	0.00	0	0	0.00	0	0.00	1	3,611	9.93	0	0.00
Donegal South-West	3	35,635	0	0	0.00	0	0.00	0	0	0.00	0	0.00	2	3,829	10.75	0	0.00
Dublin Central	4	34,034	0	0	0.00	0	0.00	1	1,469	4.32	0	0.00	1	4,972	14.61	0	0.00
Dublin Mid-West	3	28,456	1	5,706	20.05	1	33.33	1	3,508	12.33	1	33.33	1	1,855	6.52	0	0.00
Dublin North	4	43,942	0	0	0.00	0	0.00	1	7,294	16.60	1	25.00	1	1,350	3.07	0	0.00
Dublin North-Central	4	40,048	0	0	0.00	0	0.00	1	2,275	5.68	0	0.00	1	2,299	5.74	0	0.00
Dublin North-East	3	29,318	1	1,219	4.16	0	0.00	1	1,656	5.65	0	0.00	1	3,003	10.24	0	0.00
Dublin North-West	3	26,158	0	0	0.00	0	0.00	1	607	2.32	0	0.00	1	4,781	18.28	0	0.00
Dublin South	5	55,263	1	8,288	15.00	1	20.00	1	5,222	9.45	1	20.00	1	2,172	3.93	0	0.00
Dublin South-Central	5	44,016	1	1,377	3.13	0	0.00	1	2,299	5.22	0	0.00	1	5,591	12.70	1	20.00
Dublin South-East	4	32,433	1	6,093	18.79	1	25.00	1	5,264	16.23	1	25.00	1	2,398	7.39	0	0.00
Dublin South-West	4	36,802	0	0	0.00	0	0.00	1	1,157	3.14	0	0.00	1	7,466	20.29	1	25.00
Dublin West	3	29,988	1	2,370	7.90	0	0.00	1	748	2.49	0	0.00	1	2,404	8.02	0	0.00
Dún Laoghaire	5	53,633	1	7,166	13.36	1	20.00	1	5,002	9.33	1	20.00	1	2,159	4.03	0	0.00
Galway East	4	49,422	0	0	0.00	0	0.00	1	1,022	2.07	0	0.00	1	1,828	3.70	0	0.00
Galway West	5	49,466	3	6,192	12.52	1	20.00	1	2,193	4.43	0	0.00	2	2,779	5.62	0	0.00
Kerry North	3	39,173	0	0	0.00	0	0.00	0	0	0.00	0	0.00	1	9,496	24.24	1	33.33
Kerry South	3	36,646	0	0	0.00	0	0.00	0	0	0.00	0	0.00	0	0	0.00	0	0.00
Kildare North	3	32,980	1	3,919	11.88	0	0.00	1	1,974	5.99	0	0.00	0	0	0.00	0	0.00
Kildare South	3	32,631	1	3,887	11.91	0	0.00	1	1,208	3.70	0	0.00	0	0	0.00	0	0.00
Laoighis-Offaly	5	63,217	1	9,088	14.38	1	20.00	1	520	0.82	0	0.00	1	2,600	4.11	0	0.00
Limerick East	5	50,000	1	4,885	9.77	1	20.00	1	917	1.83	0	0.00	0	0	0.00	0	0.00
Limerick West	3	35,669	0	0	0.00	0	0.00	1	948	2.66	0	0.00	0	0	0.00	0	0.00
Longford-Roscommon	4	49,689	1	4,679	9.42	1	25.00	1	426	0.86	0	0.00	1	1,673	3.37	0	0.00
Louth	4	47,623	0	0	0.00	0	0.00	1	1,979	4.16	0	0.00	1	7,121	14.95	1	25.00
Mayo	5	63,480	1	919	1.45	0	0.00	1	669	1.05	0	0.00	1	2,085	3.28	0	0.00
Meath	5	64,081	0	0	0.00	0	0.00	1	2,337	3.65	0	0.00	1	6,042	9.43	0	0.00
Sligo-Leitrim	4	48,971	0	0	0.00	0	0.00	0	0	0.00	0	0.00	1	5,001	10.21	0	0.00
Tipperary North	3	40,966	1	1,446	3.53	0	0.00	0	0	0.00	0	0.00	0	0	0.00	0	0.00
Tipperary South	3	36,666	0	0	0.00	0	0.00	0	0	0.00	0	0.00	1	1,210	3.30	0	0.00
Waterford	4	46,563	1	2,137	4.59	0	0.00	1	1,361	2.92	0	0.00	1	2,955	6.35	0	0.00
Westmeath	3	34,421	0	0	0.00	0	0.00	0	0	0.00	0	0.00	1	1,185	3.44	0	0.00
Wexford	5	60,423	0	0	0.00	0	0.00	0	0	0.00	0	0.00	1	4,964	8.22	0	0.00
Wicklow	5	54,560	0	0	0.00	0	0.00	1	3,208	5.88	0	0.00	1	1,527	2.80	0	0.00
Totals	166	1,857,902	20	73,628	3.96	8	4.82	31	71,470	3.85	6	3.61	37	121,020	6.51	5	3.01

GENERAL ELECTION-2002

TABLE SHOWING FOR EACH PARTY OR GROUP THE NUMBER OF CANDIDATES NOMINATED, THE NUMBER AND PERCENTAGE OF FIRST PREFERENCE VOTES OBTAINED AND THE NUMBER AND PERCENTAGE OF SEATS OBTAINED — *continued*

Constituency	No. of Seats	Total No. of 1st preferences	Non-Party					Socialist Party					Socialist Workers Party				
			No. of candidates nominated	No. of 1st preferences	% of 1st preferences	No. of seats obtained	% of seats obtained	No. of candidates nominated	No. of 1st preferences	% of 1st preferences	No. of seats obtained	% of seats obtained	No. of candidates nominated	No. of 1st preferences	% of 1st preferences	No. of seats obtained	% of seats obtained
Carlow-Kilkenny	5	60,844	2	1,949	3.20	0	0.00	0	0	0.00	0	0.00	0	0	0.00	0	0.00
Cavan-Monaghan	5	61,847	3	10,691	17.29	1	20.00	0	0	0.00	0	0.00	0	0	0.00	0	0.00
Clare	4	49,802	1	9,721	19.52	1	25.00	0	0	0.00	0	0.00	0	0	0.00	0	0.00
Cork East	4	45,788	0	0	0.00	0	0.00	0	0	0.00	0	0.00	0	0	0.00	0	0.00
Cork North-Central	5	45,144	1	3,154	6.99	0	0.00	1	936	2.07	0	0.00	0	0	0.00	0	0.00
Cork North-West	3	38,819	0	0	0.00	0	0.00	0	0	0.00	0	0.00	0	0	0.00	0	0.00
Cork South-Central	5	55,240	3	7,177	12.99	0	0.00	0	0	0.00	0	0.00	1	217	0.39	0	0.00
Cork South-West	3	37,698	3	4,978	13.20	0	0.00	0	0	0.00	0	0.00	0	0	0.00	0	0.00
Donegal North-East	3	36,347	1	6,124	16.85	1	33.33	0	0	0.00	0	0.00	0	0	0.00	0	0.00
Donegal South-West	3	35,635	3	6,672	18.72	0	0.00	0	0	0.00	0	0.00	0	0	0.00	0	0.00
Dublin Central	4	34,034	3	5,850	17.19	1	25.00	0	0	0.00	0	0.00	0	0	0.00	0	0.00
Dublin Mid-West	3	28,456	3	1,926	6.77	0	0.00	0	0	0.00	0	0.00	0	0	0.00	0	0.00
Dublin North	4	43,942	2	1,199	2.73	0	0.00	1	5,501	12.52	0	0.00	0	0	0.00	0	0.00
Dublin North-Central	4	40,048	1	3,781	9.44	1	25.00	0	0	0.00	0	0.00	1	638	1.59	0	0.00
Dublin North-East	3	29,318	2	2,417	8.24	0	0.00	0	0	0.00	0	0.00	0	0	0.00	0	0.00
Dublin North-West	3	26,158	1	1,100	4.21	0	0.00	0	0	0.00	0	0.00	0	0	0.00	0	0.00
Dublin South	5	55,263	1	2,090	3.78	0	0.00	1	1,063	1.92	0	0.00	0	0	0.00	0	0.00
Dublin South-Central	5	44,016	2	2,068	4.70	0	0.00	0	0	0.00	0	0.00	1	617	1.40	0	0.00
Dublin South-East	4	32,433	1	99	0.31	0	0.00	0	0	0.00	0	0.00	1	286	0.88	0	0.00
Dublin South-West	4	36,802	1	291	0.79	0	0.00	1	954	2.59	0	0.00	0	0	0.00	0	0.00
Dublin West	3	29,988	0	0	0.00	0	0.00	1	6,442	21.48	1	33.33	0	0	0.00	0	0.00
Dún Laoghaire	5	53,633	5	1,689	3.15	0	0.00	0	0	0.00	0	0.00	1	876	1.63	0	0.00
Galway East	4	49,422	1	7,786	15.75	1	25.00	0	0	0.00	0	0.00	0	0	0.00	0	0.00
Galway West	5	49,466	4	4,288	8.67	0	0.00	0	0	0.00	0	0.00	0	0	0.00	0	0.00
Kerry North	3	39,173	2	441	1.13	0	0.00	0	0	0.00	0	0.00	0	0	0.00	0	0.00
Kerry South	3	36,646	3	8,509	23.22	1	33.33	0	0	0.00	0	0.00	0	0	0.00	0	0.00
Kildare North	3	32,980	0	0	0.00	0	0.00	0	0	0.00	0	0.00	0	0	0.00	0	0.00
Kildare South	3	32,631	1	546	1.67	0	0.00	0	0	0.00	0	0.00	0	0	0.00	0	0.00
Laoighis-Offaly	5	63,217	3	2,282	3.61	0	0.00	0	0	0.00	0	0.00	0	0	0.00	0	0.00
Limerick East	5	50,000	6	5,591	11.18	0	0.00	0	0	0.00	0	0.00	0	0	0.00	0	0.00
Limerick West	3	35,669	1	662	1.86	0	0.00	0	0	0.00	0	0.00	0	0	0.00	0	0.00
Longford-Roscommon	4	49,689	4	6,691	13.47	0	0.00	0	0	0.00	0	0.00	0	0	0.00	0	0.00
Louth	4	47,623	5	4,697	9.86	0	0.00	0	0	0.00	0	0.00	0	0	0.00	0	0.00
Mayo	5	63,480	3	10,565	16.64	1	20.00	0	0	0.00	0	0.00	0	0	0.00	0	0.00
Meath	5	64,081	4	6,557	10.23	0	0.00	0	0	0.00	0	0.00	0	0	0.00	0	0.00
Sligo-Leitrim	4	48,971	4	9,230	18.85	1	25.00	0	0	0.00	0	0.00	0	0	0.00	0	0.00
Tipperary North	3	40,966	1	10,400	25.39	1	33.33	0	0	0.00	0	0.00	0	0	0.00	0	0.00
Tipperary South	3	36,666	2	8,865	24.18	1	33.33	0	0	0.00	0	0.00	0	0	0.00	0	0.00
Waterford	4	46,563	3	742	1.59	0	0.00	0	0	0.00	0	0.00	1	300	0.64	0	0.00
Westmeath	3	34,421	1	444	1.29	0	0.00	0	0	0.00	0	0.00	0	0	0.00	0	0.00
Wexford	5	60,423	3	7,513	12.43	1	20.00	0	0	0.00	0	0.00	0	0	0.00	0	0.00
Wicklow	5	54,560	5	7,520	13.78	1	20.00	0	0	0.00	0	0.00	1	399	0.73	0	0.00
Totals	166	1,857,902	95	176,305	9.49	13	7.83	5	14,896	0.80	1	0.60	7	3,333	0.18	0	0.00

TABLE SHOWING FOR EACH PARTY OR GROUP THE NUMBER OF CANDIDATES NOMINATED, THE NUMBER AND PERCENTAGE OF FIRST PREFERENCE VOTES OBTAINED AND THE NUMBER AND PERCENTAGE OF SEATS OBTAINED — *continued*

Constituency	No. of Seats	Total No. of 1st preferences	Comhar Críostaí — The Christian Solidarity Party					The Workers' Party				
			No. of candidates nominated	No. of 1st preferences	% of 1st preferences	No. of seats obtained	% of seats obtained	No. of candidates nominated	No. of 1st preferences	% of 1st preferences	No. of seats obtained	% of seats obtained
Carlow-Kilkenny	5	60,844	0	0	0.00	0	0.00	0	0	0.00	0	0.00
Cavan-Monaghan	5	61,847	1	358	0.58	0	0.00	0	0	0.00	0	0.00
Clare	4	49,802	1	176	0.35	0	0.00	0	0	0.00	0	0.00
Cork East	4	45,788	1	187	0.41	0	0.00	0	0	0.00	0	0.00
Cork North-Central	5	45,144	1	215	0.48	0	0.00	1	458	1.01	0	0.00
Cork North-West	3	38,819	1	383	0.99	0	0.00	0	0	0.00	0	0.00
Cork South-Central	5	55,240	0	0	0.00	0	0.00	0	0	0.00	0	0.00
Cork South-West	3	37,698	0	0	0.00	0	0.00	0	0	0.00	0	0.00
Donegal North-East	3	36,347	0	0	0.00	0	0.00	0	0	0.00	0	0.00
Donegal South-West	3	35,635	0	0	0.00	0	0.00	0	0	0.00	0	0.00
Dublin Central	4	34,034	1	366	1.08	0	0.00	0	0	0.00	0	0.00
Dublin Mid-West	3	28,456	1	107	0.38	0	0.00	1	393	1.38	0	0.00
Dublin North	4	43,942	1	247	0.56	0	0.00	0	0	0.00	0	0.00
Dublin North-Central	4	40,048	0	0	0.00	0	0.00	0	0	0.00	0	0.00
Dublin North-East	3	29,318	0	0	0.00	0	0.00	0	0	0.00	0	0.00
Dublin North-West	3	26,158	1	154	0.59	0	0.00	1	608	2.32	0	0.00
Dublin South	5	55,263	0	0	0.00	0	0.00	0	0	0.00	0	0.00
Dublin South-Central	5	44,016	0	0	0.00	0	0.00	2	823	1.87	0	0.00
Dublin South-East	4	32,433	0	0	0.00	0	0.00	1	284	0.88	0	0.00
Dublin South-West	4	36,802	1	760	2.07	0	0.00	0	0	0.00	0	0.00
Dublin West	3	29,988	1	134	0.45	0	0.00	0	0	0.00	0	0.00
Dún Laoghaire	5	53,633	1	265	0.49	0	0.00	0	0	0.00	0	0.00
Galway East	4	49,422	1	93	0.19	0	0.00	0	0	0.00	0	0.00
Galway West	5	49,466	0	0	0.00	0	0.00	0	0	0.00	0	0.00
Kerry North	3	39,173	0	0	0.00	0	0.00	0	0	0.00	0	0.00
Kerry South	3	36,646	0	0	0.00	0	0.00	0	0	0.00	0	0.00
Kildare North	3	32,980	0	0	0.00	0	0.00	0	0	0.00	0	0.00
Kildare South	3	32,631	0	0	0.00	0	0.00	0	0	0.00	0	0.00
Laoighis-Offaly	5	63,217	1	142	0.22	0	0.00	0	0	0.00	0	0.00
Limerick East	5	50,000	1	86	0.17	0	0.00	0	0	0.00	0	0.00
Limerick West	3	35,669	1	144	0.40	0	0.00	0	0	0.00	0	0.00
Longford-Roscommon	4	49,689	1	80	0.16	0	0.00	0	0	0.00	0	0.00
Louth	4	47,623	1	79	0.17	0	0.00	1	176	0.37	0	0.00
Mayo	5	63,480	0	0	0.00	0	0.00	0	0	0.00	0	0.00
Meath	5	64,081	1	180	0.28	0	0.00	0	0	0.00	0	0.00
Sligo-Leitrim	4	48,971	1	166	0.34	0	0.00	0	0	0.00	0	0.00
Tipperary North	3	40,966	0	0	0.00	0	0.00	0	0	0.00	0	0.00
Tipperary South	3	36,666	1	120	0.33	0	0.00	0	0	0.00	0	0.00
Waterford	4	46,563	0	0	0.00	0	0.00	1	1,270	2.73	0	0.00
Westmeath	3	34,421	1	126	0.37	0	0.00	0	0	0.00	0	0.00
Wexford	5	60,423	1	173	0.29	0	0.00	0	0	0.00	0	0.00
Wicklow	5	54,560	0	0	0.00	0	0.00	0	0	0.00	0	0.00
Totals	166	1,857,902	23	4,741	0.26	0	0.00	8	4,012	0.22	0	0.00

Photographs
of candidates
elected


Dáilcheantair
Constituencies

Comhaltaí
Members

Ceatharlach-Cill Channigh



Liam Aylward
(FF)



Phil Hogan
(FG)



John McGuinness
(FF)



M. J. Nolan
(FF)



Seamus Pattison
(Lab)*

**By virtue of section 36 of the Electoral Act, 1992, Séamus Pattison has been deemed to have been elected as one of the members for the Constituency of Carlow-Kilkenny.*

Carlow-Kilkenny

An Cabhán-Muineachán



Caoimhghín Ó Caoláin
(SF)



Brendan Smith
(FF)



Rory O'Hanlon
(FF)



Paudge Connolly
(Ind)



Seymour Crawford
(FG)

Cavan-Monaghan

An Clár




James Breen
(Ind)



Pat Breen
(FG)




Tony Killeen
(FF)



Síle de Valera
(FF)

Clare

Corcaigh Thoir



Ned O'Keefe
(FF)



Michael Ahern
(FF)



Joe Sherlock
(Lab)




David Stanton
(FG)

Cork East


Corcaigh Thuaidh-Lár



Noel O'Flynn
(FF)



Kathleen Lynch
(Lab)



Bernard Allen
(FG)



Billy Kelleher
(FF)



Dan Wallace
(FF)

Cork North-Central

Corcaigh Thiar-Thuaidh Cork North-West



Michael Moynihan
(FF)




Donal Moynihan
(FF)



Gerard Murphy
(FG)

Corcaigh Theas-Lár



Micheál Martin
(FF)



Simon Coveney
(FG)



Batt O'Keeffe
(FF)



Dan Boyle
(GP)



John Dennehy
(FF)

Cork South-Central

Corcaigh Thiar-Theas



Denis O'Donovan
(FF)



Joe Walsh
(FF)



Jim O'Keeffe
(FG)

Cork South-West


**Dún na nGall Thoir-Thuaidh
Donegal North-East**



James McDaid
(FF)



Cecilia Keaveney
(FF)



Niall Blaney
(Ind)



Pat the Cope
Gallagher
(FF)



Mary Coughlan
(FF)



Dinny McGinley
(FG)

**Dún na nGall Thiar-Theas
Donegal South-West**

Baile Átha Cliath Láir



Bertie Ahern
(FF)



Tony Gregory
(Ind)




Joe Costello
(Lab)



Dermot Fitzpatrick
(FF)

Dublin Central

Baile Átha Cliath Thiar-Mheán



John Curran
(FF)



Mary Harney
(PD)



Paul Nicholas
Gogarty (GP)

Dublin Mid-West

Baile Átha Cliath Thuaidh



Trevor Sargent
(GP)



Sean Ryan
(Lab)



Jim Glennon
(FF)



G. V. Wright
(FF)

Dublin North

Baile Átha Cliath Thuaidh-Lár




Seán Haughey
(FF)



Richard Bruton
(FG)



Ivor Callely
(FF)



Finian McGrath
(Ind)

Dublin North-Central

**Baile Átha Cliath Thoir-Thuaidh
Dublin North-East**



Michael Woods
(FF)



Martin Brady
(FF)



Tommy Broughan
(Lab)


**Baile Átha Cliath Thiar-Thuaidh
Dublin North-West**



Noel Ahern
(FF)



Pat Carey (FF)



Róisín Shortall
(Lab)

Baile Átha Cliath Theas



Séamus Brennan
(FF)



Tom Kitt
(FF)



Liz O'Donnell
(PD)




Olivia Mitchell
(FG)



Eamon Ryan
(GP)

Dublin South

Baile Átha Cliath Theas-Lár



Gay Mitchell
(FG)




Seán Ardagh
(FF)



Michael Mulcahy
(FF)



Aengus Ó Snodaigh
(SF)



Mary Upton
(Lab)

Dublin South-Central

Baile Átha Cliath Thoir-Theas



John Gormley
(GP)



Michael McDowell
(PD)



Eoin Ryan
(FF)



Ruairí Quinn
(Lab)

Dublin South-East

Baile Átha Cliath Thiar-Theas



Seán Crowe
(SF)



Charlie O'Connor
(FF)



Conor Lenihan
(FF)



Pat Rabbitte
(Lab)

Dublin South-West


Baile Átha Cliath Thiar



Brian Lenihan
(FF)



Joe Higgins
(SP)



Joan Burton
(Lab)

Dublin West

Dún Laoghaire



Mary Hanafin
(FF)



Eamon Gilmore
(Lab)



Fiona O'Malley
(PD)



Barry Andrews
(FF)



Ciarán Cuffe
(GP)

Dún Laoghaire


Gaillimh Thoir



Paul Connaughton
(FG)



Joe Callanan
(FF)



Paddy McHugh
(Ind)



Noel Treacy
(FF)

Galway East

Gaillimh Thiar



Éamon Ó Cuív
(FF)



Frank Fahey
(FF)



Michael D. Higgins
(Lab)




Pádraic McCormack
(FG)



Noel Grealish
(PD)

Galway West

Ciarraí Thuaidh



Tom McEllistrim
(FF)



Martin Ferris
(SF)




Jimmy Deenihan
(FG)

Kerry North

Ciarraí Theas



John O'Donoghue
(FF)



Breeda
Moynihan-Cronin
(Lab)



Jackie Healy-Rae
(Ind)

Kerry South

Cill Dara Thuaidh



Charlie McCreevy
(FF)



Emmet Stagg
(Lab)

Kildare North



Bernard J. Durkan
(FG)

Cill Dara Theas



Seán Power
(FF)



Seán Ó Fearghaíl
(FF)



Jack Wall
(Lab)

Kildare South

Laois-Uíbh Fhailí



Brian Cowen
(FF)



Tom Parlon
(PD)



Olwyn Enright
(FG)




John Moloney
(FF)

Laoighis-Offaly



Seán Fleming
(FF)

Luimneach Thoir



Willie O'Dea
(FF)



Michael Noonan
(FG)



Peter Power
(FF)



Tim O'Malley
(PD)

Limerick East



Jan O'Sullivan
(Lab)

Luimneach Thiar



John Cregan
(FF)




Michael Collins
(FF)

Limerick West



Dan Neville
(FG)

An Longfort-Ros Comáin




Denis Naughten
(FG)



Peter Kelly
(FF)

Longford-Roscommon



Mae Sexton
(PD)



Michael Finneran
(FF)

Lú



Dermot Ahern
(FF)



Fergus O'Dowd
(FG)



Séamus Kirk
(FF)

Louth



Arthur Morgan
(SF)

Maigh Eo



Jerry Cowley
(Ind)



Michael Ring
(FG)



Enda Kenny
(FG)



John Carty
(FF)

Mayo



Beverley
Cooper-Flynn
(FF)

An Mhí



Noel Dempsey
(FF)



John Bruton
(FG)



Mary Wallace
(FF)



Damien English
(FG)

Meath



Johnny Brady
(FF)

Sligeach-Liatroim



Marian Harkin
(Ind)



Jimmy Devins
(FF)



John Perry
(FG)

Sligo-Leitrim



John Ellis
(FF)

Tiobraid Árann Thuaidh Tipperary North



Michael Lowry
(Ind)



Máire Hóctor
(FF)



Michael Smith
(FF)

Tiobraid Árann Theas

Tipperary South



Tom Hayes
(FG)



Noel Davern
(FF)



Seamus Healy
(Ind)

Port Láirge

Waterford



Martin Cullen
(FF)



John Deasy
(FG)



Brian O'Shea
(Lab)



Ollie Wilkinson
(FF)

An Iarmhí

Westmeath



Willie Penrose
(Lab)



Donie Cassidy
(FF)



Paul McGrath
(FG)

Loch Garman

Wexford



John Browne
(FF)



Brendan Howlin
(Lab)



Paul Kehoe
(FG)



Liam Twomey
(Ind)



Tony Dempsey
(FF)

Cill Mhantáin

Wicklow



Dick Roche
(FF)



Liz McManus
(Lab)



Billy Godfrey
Timmins
(FG)



Joe Jacob
(FF)



Mildred Fox
(Ind)

CORRTHOGHCHÁIN

don

OCHTÚ DÁIL IS FICHE

(26 Meitheamh, 1997 — 24 Aibreán, 2002)

BYE-ELECTIONS

to

TWENTY-EIGHTH DÁIL

(26th June, 1997 — 24th April, 2002)

BYE-ELECTION, March 1998†

CONSTITUENCY OF
DUBLIN NORTH

POLLING DAY 11th March, 1998
TOTAL ELECTORATE 65,891
VALID POLL 33,046
NUMBER OF SEATS 1
QUOTA 16,524

NAME OF CANDIDATE ELECTED
SEÁN RYAN (Lab.)

NAMES OF CANDIDATES	First Count	Second Count	Third Count	Fourth Count	Fifth Count	Sixth Count	Seventh Count	Eighth Count	Ninth Count	Tenth Count	Eleventh Count	Twelfth Count	Thirteenth Count	Fourteenth Count
	Number of Votes	Transfer of Tallon's Votes and Result	Transfer of O'Neill's Votes and Result	Transfer of Cooney's, Farrelly's and Nagle's Votes and Result	Transfer of McDonald's Votes and Result	Transfer of Holohan's and Rooney's Votes and Result	Transfer of Shield's Votes and Result	Transfer of Fallon's Votes and Result	Transfer of Keaveney's Votes and Result	Transfer of Goulding's Votes and Result	Transfer of Condrot-Ruigrok's Votes and Result	Transfer of Donnelly's and Martin's Votes and Result	Transfer of Daly's Votes and Result	Transfer of Jenkinson's Votes and Result
CONDROT-RUIGROK, Rena	780	+1 781	— 781	+5 786	+4 790	+8 798	+11 809	+12 821	+29 850	+79 929	-929 —	—	—	—
COONEY, Benny (Non-Party)	18	— 18	— 18	-18 —	—	—	—	—	—	—	—	—	—	—
DALY, Clare (S.P.)	2,692	— 2,692	+2 2,694	+8 2,702	+3 2,705	+41 2,746	+31 2,777	+32 2,809	+39 2,848	+100 2,948	+93 3,041	+512 3,553	-3,553 —	—
DONNELLY, Paul (S.F.)	1,088	— 1,088	— 1,088	+4 1,092	+1 1,093	+15 1,108	+7 1,115	+4 1,119	+31 1,150	+38 1,188	+21 1,209	-1,209 —	—	—
FALLON, Finian (P.D.)	533	— 533	— 533	+7 540	+10 550	+7 557	+8 565	—	—	—	—	—	—	—
FARRELLY, Peter	34	— 34	— 34	-34 —	—	—	—	—	—	—	—	—	—	—
GOULDING, Ciaran (Non-Party)	682	— 682	+1 683	+7 690	+8 698	+16 714	+26 740	+23 763	+54 817	-817 —	—	—	—	—
HOLOHAN, Joe (D.L.)	225	— 225	— 225	+4 229	+3 232	-232 —	—	—	—	—	—	—	—	—
JENKINSON, Philip (F.G.)	3,185	+1 3,186	+1 3,187	+3 3,190	+25 3,215	+43 3,258	+38 3,296	+89 3,385	+64 3,449	+108 3,557	+158 3,715	+267 3,982	+413 4,395	-4,395 —
KEAVENEY, Angela (C.S.P.)	565	— 565	+1 566	+7 573	+3 576	+6 582	+16 598	+18 616	-616 —	—	—	—	—	—
KENNEDY, Michael (F.F.)	10,334	+1 10,335	+1 10,336	+16 10,352	+13 10,365	+56 10,421	+93 10,514	+230 10,744	+192 10,936	+143 11,079	+157 11,236	+747 11,983	+715 12,698	+935 13,633
MARTIN, Paul (G.P.)	1,092	— 1,092	+1 1,093	+10 1,103	+5 1,108	+43 1,151	+34 1,185	+51 1,236	+53 1,289	+125 1,414	+97 1,511	-1,511 —	—	—
McDONALD, John	107	— 107	— 107	+5 112	-112 —	—	—	—	—	—	—	—	—	—
NAGLE, Alan (Non-Party)	44	— 44	+1 45	-45 —	—	—	—	—	—	—	—	—	—	—
O'NEILL, Noel P. (N.L.P.)	15	+1 16	-16 —	—	—	—	—	—	—	—	—	—	—	—
ROONEY, Elaine (Non-Party)	176	+1 177	+1 178	+1 179	+4 183	-183 —	—	—	—	—	—	—	—	—
RYAN, Seán (Lab.)	11,012	— 11,012	+5 11,017	+12 11,029	+28 11,057	+159 11,216	+181 11,397	+78 11,475	+80 11,555	+162 11,717	+332 12,049	+783 12,832	+1,488 14,320	+2,576 16,896
SHIELDS, Gertie (Non-Party)	452	+6 458	+2 460	+4 464	+3 467	+9 476	-476 —	—	—	—	—	—	—	—
TALLON, Jim (Non-Party)	12	-12 —	—	—	—	—	—	—	—	—	—	—	—	—
Non-transferrable papers not effective	—	+1 1	— 1	+4 5	+2 7	+12 19	+31 50	+28 78	+74 152	-62 214	-71 285	+411 696	+937 1,633	+884 2,517
TOTAL	33,046	33,046	33,046	33,046	33,046	33,046	33,046	33,046	33,046	33,046	33,046	33,046	33,046	33,046

†Vacancy occasioned by the resignation of Deputy Ray Burke

BYE-ELECTION, March 1998†

CONSTITUENCY OF

LIMERICK EAST

POLLING DAY 11th March, 1998

TOTAL ELECTORATE 78,062

VALID POLL 42,703

NUMBER OF SEATS 1

QUOTA 21,352

NAME OF CANDIDATE ELECTED

JAN O'SULLIVAN (Lab.)

NAMES OF CANDIDATES	First Count	Second Count	Third Count	Fourth Count	Fifth Count
	Number of Votes	Transfer of Bennis', Gilligan's, Hannan's, Shapland's, Sheehan's and Sheppard's Votes and Result	Transfer of Ryan's Votes and Result	Transfer of O'Malley's Votes and Result	Transfer of Jackman's Votes and Result
BENNIS, Nora (N.P.)	700	-700 —	—	—	—
GILLIGAN, John	850	-850 —	—	—	—
HANNAN, Noel	108	-108 —	—	—	—
JACKMAN, Mary (F.G.)	10,445	+425 10,870	+721 11,591	+1,269 12,860	-12,860 —
MARSH, Sandra (F.F.)	10,173	+679 10,852	+476 11,328	+1,789 13,117	+2,071 15,188
O'MALLEY, Tim (P.D.)	4,287	+291 4,578	+335 4,913	-4,913 —	—
O'SULLIVAN, Jan (Lab.)	10,619	+825 11,444	+2,280 13,724	+1,243 14,967	+7,921 22,888
RYAN, John (D.L.)	3,868	+639 4,507	-4,507 —	—	—
SHAPLAND, Jenny Marie (S.F.)	909	-909 —	—	—	—
SHEEHAN, Bernard Patrick Joseph John (Non-Party)	198	-198 —	—	—	—
SHEPPARD, Eric (G.P.)	546	-546 —	—	—	—
Non-transferrable papers not effective	—	+452 452	+695 1,147	+612 1,759	+2,868 4,627
TOTAL	42,703	42,703	42,703	42,703	42,703

†Occasioned by the death of Deputy Jim Kemmy

BYE-ELECTION, October 1998†

CONSTITUENCY OF

CORK SOUTH-CENTRAL

POLLING DAY 23rd October, 1998
 TOTAL ELECTORATE 87,606
 VALID POLL 43,007
 NUMBER OF SEATS 1
 QUOTA 21,504

NAME OF CANDIDATE ELECTED

SIMON COVENEY (F.G.)

NAMES OF CANDIDATES	First Count	Second Count	Third Count
	Number of Votes	Transfer of Cooney's, Cremin's, Kelly's, McEnery's and Tallon's Votes and Result	Transfer of Boyle's and O'Sullivan's Votes and Result
BEHAN, Sinéad (F.F.)	12,658	+714 13,372	+3,007 16,379
BOYLE, Dan (G.P.)	3,461	+556 4,017	-4,017 —
COONEY, Benny (Non-Party)	197	-197 —	—
COVENEY, Simon (F.G.)	16,212	+508 16,720	+6,510 23,230
CREMIN, Henry (S.F.)	1,158	-1,158 —	—
KELLY, Peter (P.D.)	971	-971 —	—
McENERY, Brian (N.L.P.)	150	-150 —	—
O'SULLIVAN, Toddy (Lab.)	8,171	+518 8,689	-8,689 —
TALLON, Jim	29	-29 —	—
Non-transferrable papers not effective	—	+209 209	+3,189 3,398
TOTAL	43,007	43,007	43,007

†Vacancy occasioned by the death of Deputy Hugh Coveney

BYE-ELECTION, October 1999†

CONSTITUENCY OF

DUBLIN SOUTH-CENTRAL

POLLING DAY 27th October, 1999

TOTAL ELECTORATE 69,771

VALID POLL 20,116

NUMBER OF SEATS 1

QUOTA 10,059

NAME OF CANDIDATE ELECTED

MARY UPTON (Lab.)

NAMES OF CANDIDATES	First Count	Second Count	Third Count	Fourth Count	Fifth Count	Sixth Count	Seventh Count	Eighth Count
	Number of Votes	Transfer of Burns' Votes and Result	Transfer of Murphy's Votes and Result	Transfer of Kelly's Votes and Result	Transfer of MacMeanmain's Votes and Result	Transfer of Goodwillie's Votes and Result	Transfer of Ó Snodaigh's Votes and Result	Transfer of Byrne's Votes and Result
BURNS, John (N.L.P.)	106	-106 —	—	—	—	—	—	—
BYRNE, Catherine (F.G.)	4,037	+27 4,064	+29 4,093	+61 4,154	+86 4,240	+319 4,559	+219 4,778	-4,778 —
GOODWILLIE, John (G.P.)	1,263	+34 1,297	+33 1,330	+147 1,477	+111 1,588	-1,588 —	—	—
KELLY, Shay (W.P.)	555	+6 561	+5 566	-566 —	—	—	—	—
MacMEANMAIN, Manus (C.S.P.)	399	+5 404	+197 601	+15 616	-616 —	—	—	—
MULCAHY, Michael (F.F)	6,050	+9 6,059	+49 6,108	+49 6,157	+173 6,330	+167 6,497	+508 7,005	+896 7,901
MURPHY, Eamonn	383	+4 387	-387 —	—	—	—	—	—
Ó SNODAIGH, Aengus (S.F.)	1,686	+3 1,689	+19 1,708	+92 1,800	+49 1,849	+202 2,051	-2,051 —	—
UPTON, Mary (Lab.)	5,637	+11 5,648	+35 5,683	+148 5,831	+82 5,913	+632 6,545	+603 7,148	+3,126 10,274
Non-transferable papers not effective	—	+7 7	+20 27	+54 81	+115 196	+268 464	+721 1,185	+756 1,941
TOTAL	20,116	20,116	20,116	20,116	20,116	20,116	20,116	20,116

†Vacancy occasioned by the death of Deputy Pat Upton

BYE-ELECTION, June 2000†

CONSTITUENCY OF

TIPPERARY SOUTH

POLLING DAY 22nd June, 2000
 TOTAL ELECTORATE 53,984
 VALID POLL 30,576
 NUMBER OF SEATS 1
 QUOTA 15,289

NAME OF CANDIDATE ELECTED

SEAMUS HEALY (Non-Party)

NAMES OF CANDIDATES	First Count	Second Count	Third Count
	Number of Votes	Transfer of Ferris', Heney's, and McInerney's Votes and Result	Transfer of O'Brien's Votes and Result
FERRIS, Ellen (Lab.)	5,133	-5,133 —	—
HAYES, Tom (F.G.)	8,184	+2,534 10,718	+2,731 13,449
HEALY, Seamus (Non-Party)	9,419	+1,750 11,169	+2,813 13,982
HENEY, Mary (C.S.P.)	784	-784 —	—
McINERNEY, Raymond (N.L.P.)	97	-97 —	—
O'BRIEN, Barry (F.F.)	6,959	+1,097 8,056	-8,056 —
Non-transferrable papers not effective	—	+633 633	+2,512 3,145
TOTAL	30,576	30,576	30,576

†Vacancy occasioned by the death of Deputy Michael Ferris

BYE-ELECTION, June 2001†

CONSTITUENCY OF

TIPPERARY SOUTH

POLLING DAY 30th June, 2001
TOTAL ELECTORATE 54,903
VALID POLL 31,907
NUMBER OF SEATS 1
QUOTA 15,954

NAME OF CANDIDATE ELECTED

TOM HAYES (F.G.)

NAMES OF CANDIDATES	First Count	Second Count	Third Count
	Number of Votes	Transfer of Landy's Votes and Result	Transfer of Maguire's Votes and Result
HAYES, Tom (F.G.)	11,446	+1,067 12,513	+3,278 15,791
LANDY, Denis (Lab.)	4,103	-4,103 —	—
MAGUIRE, Michael (F.F)	8,461	+790 9,251	-9,251 —
PRENDERGAST, Phil (Non-Party)	7,897	+1,479 9,376	+3,515 12,891
Non-transferrable papers not effective	—	+767 767	+2,458 3,225
TOTAL	31,907	31,907	31,907

†Vacancy occasioned by the death of Deputy Theresa Ahearn

AN tACHT TOGHCHÁIN 1992
(Arna leasú leis an Acht Toghcháin (Leasú) 2001)

ELECTORAL ACT 1992
(As amended by the Electoral (Amendment) Act 2001)

SLIocht
EXTRACT

STATUTORY RULES WHERE VOTES ARE CAST AND COUNTED MANUALLY

Interpretation
(Part XIX).

118.—(1) In this Part—

“continuing candidate” means any candidate not deemed to be elected and not excluded;

“count” means—

- (a) all the operations involved in the counting of the first preferences recorded for candidates;
- (b) all the operations involved in the transfer of the surplus of a candidate deemed to be elected;
- (c) all the operations involved in the transfer of the votes of an excluded candidate; or
- (d) all the operations involved in the transfer of the votes of two or more candidates together;

“deemed to be elected” means deemed to be elected for the purpose of the counting of the votes but without prejudice to the declaration of the result of the poll;

“determine by lot” means determine in accordance with the following directions, namely, the names of the candidates concerned having been written on similar slips of paper, and the slips having been folded so as to prevent identification and mixed and drawn at random, the candidate or candidates shall in cases of exclusion be excluded in the order in which their names are drawn, and, in cases of surpluses, the surpluses shall be transferred in the order in which the names are drawn, and, in cases of equality of fractions, the fraction relating to the candidate whose name is first drawn shall be deemed to be the largest;

“non-transferable paper” means a ballot paper on which no second or subsequent preference is recorded for a continuing candidate; provided that a paper shall be deemed to have become a non-transferable paper whenever—

- (a) the names of two or more candidates (whether continuing candidates or not) are marked with marks which, in the opinion of the returning officer, indicate the same order of preference and are next in order of preference; or
- (b) the name of the candidate next in order of preference (whether a continuing candidate or not) is marked with a mark which, in the opinion of the returning officer, does not follow consecutively after some other mark on the ballot paper, or with two or more marks; or
- (c) it is void for uncertainty;

“original vote” in regard to any candidate means a vote derived from a ballot paper on which a first preference is recorded for that candidate;

“preference” shall be interpreted as follows—

- (a) “first preference” means any mark which, in the opinion of the returning officer, clearly indicates a first preference;

“second preference” means any mark which, in the opinion of the returning officer, clearly indicates a second preference standing in succession to a first preference;

“third preference” means any mark which, in the opinion of the returning officer, clearly indicates a third preference standing in succession to a second preference and so on;

- (b) “next available preference” means a preference which, in the opinion of the returning officer, is a second or subsequent preference recorded in consecutive order for a continuing candidate, the preferences next in order on the ballot paper for candidates already deemed to be elected or excluded being disregarded;

“surplus” means the number of votes by which the total number of the votes, original and transferred, credited to any candidate, exceeds the quota;

“transferable paper” means a ballot paper on which, following a first preference, a second or subsequent preference is recorded in consecutive numerical order for a continuing candidate;

“transferred vote” in regard to any candidate, means a vote derived from a ballot paper on which a second or subsequent preference is recorded for that candidate.

(2) Any ballot paper—

- (a) which does not bear the official mark; or
- (b) on which the figure 1 standing alone, or the word “one” or any other mark which, in the opinion of the returning officer, clearly indicates a first preference, is not placed at all or is not so placed as to indicate a first preference for some candidate; or
- (c) on which the figure 1 standing alone indicating a first preference, or the word “one” or any other mark which, in the opinion of the returning officer, clearly indicates a first preference, is set opposite the name of more than one candidate; or
- (d) on which anything is written or marked which, in the opinion of the returning officer, is calculated to identify the elector;

shall be invalid and not counted, but the ballot paper shall not be invalid by reason only of carrying the words “one”, “two”, “three” (and so on) or any other mark which, in the opinion of the returning officer, clearly indicates a preference or preferences.

(3) The returning officer shall endorse “rejected” on any ballot paper which under this section is not to be counted. The returning officer shall prepare a statement in such form as may be directed by the Minister showing the number of ballot papers rejected by him under each of the *paragraphs (a), (b), (c) and (d) of subsection (2)* and shall, on request, allow any candidate or agent of a candidate to copy such statement.

(4) The returning officer may endorse on any ballot paper which he does not reject as invalid an indication of his decision on it without, however, interfering with any mark placed by the elector on the ballot paper.

First count.

119.—(1) After the ballot papers have been mixed in accordance with *section 114* the returning officer shall, rejecting any that are invalid, arrange them in parcels according to the first preferences recorded for each candidate.

(2) The returning officer shall then count the number of papers in each parcel and credit each candidate with a number of votes equal to the number of valid papers on which a first preference has been recorded for such candidate and he shall ascertain the number of all valid papers.

The quota.

120.—(1) The returning officer shall then divide the number of all valid papers by a number exceeding by one the number of vacancies to be filled; the result increased by one, any fractional remainder being disregarded, shall be the number of votes sufficient to secure the election of a candidate and this number is referred to in this Act as “the quota”.

(2) Where at the end of any count the number of votes credited to a candidate is equal to or greater than the quota, that candidate shall be deemed to be elected.

Transfer of surplus.

121.—(1) Where at the end of any count the number of votes credited to a candidate is greater than the quota, the surplus shall be transferred in accordance with and subject to the provisions of this section to the continuing candidate or candidates indicated on the ballot papers in the parcel or sub-parcel of the candidate deemed to be elected according to the next available preferences recorded thereon.

(2) Where the votes credited to a candidate deemed to be elected whose surplus is to be transferred consist of original votes only, the returning officer shall examine all the papers in the parcel of that candidate and shall arrange the transferable papers in sub-parcels according to the next available preferences recorded thereon.

(3) Where the votes credited to a candidate deemed to be elected whose surplus is to be transferred consist of original and transferred votes, or of transferred votes only, the returning officer shall examine the papers contained in the sub-parcel last received by that candidate and shall arrange the transferable papers therein in further sub-parcels according to the next available preferences recorded thereon.

(4) In either of the cases referred to in *subsections (2) and (3)* the returning officer shall make a separate sub-parcel of the non-transferable papers and shall ascertain the number of papers in each sub-parcel of transferable papers and in the sub-parcel of non-transferable papers.

(5) Where—

(a) the surplus is equal to the total number of papers in the sub-parcels of transferable papers, the returning officer shall transfer each sub-parcel of transferable papers to the continuing candidate indicated thereon as the voters’ next available preference,

(b) the surplus is greater than the total number of papers in the sub-parcels of transferable papers, the returning officer shall proceed as specified in *paragraph (a)* and shall in addition make a sub-parcel of a number of non-transferable papers equal to the difference between such total number and the surplus and set the papers therein aside as finally dealt with, such papers being, for the purposes of *section 127 (1)*, described as non-transferable papers not effective,

and the non-transferable papers or the remaining non-transferable papers, as the case may be, also arranged as a sub-parcel shall be placed with the papers of the candidate deemed to be elected.

(6) Where the surplus is less than the total number of transferable papers the following provisions shall apply:

- (a) the returning officer shall transfer from each sub-parcel of transferable papers to the continuing candidate indicated thereon as the voters' next available preference that number of papers which bears the same proportion to the number of papers in the sub-parcel as the surplus bears to the total number of transferable papers,
- (b) the number of papers to be transferred from each sub-parcel shall be ascertained by multiplying the number of papers in the sub-parcel by the surplus and dividing the result by the total number of transferable papers,
- (c) a note shall be made of the fractions (which may be expressed in decimal form), if any, in each quotient ascertained in respect of each candidate in accordance with *paragraph (b)* and if, owing to the existence of such fractions, the number of papers to be transferred is less than the surplus, so many of these fractions taken in the order of their magnitude (beginning with the largest) as are necessary to make the total number of papers to be transferred equal to the surplus shall be reckoned as of the value of unity and the remaining fractions shall be disregarded,
- (d) where two or more fractions are of equal magnitude, and it is not possible for the purposes of *paragraph (c)* to reckon all of the said fractions as of the value of unity, that fraction shall be deemed to be the largest which arises from the largest sub-parcel, and if such sub-parcels are equal in size, that fraction shall be deemed to be the largest which relates to the candidate credited with the largest number of original votes. Where the numbers of such original votes are equal, regard shall be had to the total number of votes credited to such candidates at the first count at which they were credited with an unequal number of votes, and the fraction relating to the candidate credited with the greatest number of votes at that count shall be deemed to be the largest. Where the numbers of votes credited to such candidates were equal at all counts the returning officer shall determine by lot which fraction shall be deemed to be the largest.

(7) The papers to be transferred from each sub-parcel shall be those last filed in the sub-parcel, and each paper so transferred shall be marked to indicate the number of the count at which the transfer took place.

(8) The returning officer shall not transfer the surplus of a candidate deemed to be elected whenever that surplus, together with any other surplus not transferred, is less than both the difference between the quota and the number of votes credited to the highest continuing candidate and the difference between the numbers of the votes credited to the two lowest continuing candidates and either—

- (a) the number of votes credited to the lowest candidate is greater than one quarter of the quota or, in the case of a bye-election where there is more than one vacancy to be filled in a constituency, one quarter of what would have been the quota were the full number of members of the Dáil for the existing constituency to be elected, or
- (b) the sum of the number of votes credited to the lowest candidate together with that surplus and any other surplus not transferred is not greater than one quarter of the quota or, in the case of a bye-election where there is more than one vacancy to be filled in a constituency, one quarter of what would have been the quota were the full number of members of the Dáil for the existing constituency to be elected.

(9) Where at any time there are two or more surpluses which are to be transferred, the greater or greatest of such surpluses shall first be transferred and the remaining surplus or surpluses shall then, subject to *subsection (8)*, be transferred in the order of their descending magnitude.

(10) Where two or more candidates have each an equal surplus arising from the same count regard shall be had to the number of original votes credited to each candidate and the surplus of the candidate credited with the largest number of original votes shall be first dealt with. Where the numbers of such original votes are equal regard shall be had to the total number of votes credited to such candidates at the first count at which they had an unequal number of votes and the surplus of the candidate with the greatest number of votes at that count shall be first dealt with. Where the numbers of votes credited to such candidates were equal at all counts the returning officer shall determine by lot which surplus he will first deal with.

(11) Subject to subsections (8) and (9), where two or more candidates have each an equal surplus arising from different counts, a surplus which arises at the end of any count shall be transferred before a surplus which arises at a subsequent count.

Exclusion of candidate.

122.—(1) If at any time no candidate has a surplus (or when under *section 121 (8)* an existing surplus is not transferred) and one or more vacancies remain unfilled, the returning officer shall—

- (a) exclude the candidate credited with the lowest number of votes and examine all the papers of that candidate;
- (b) arrange the transferable papers in sub-parcels according to the next available preferences recorded thereon for continuing candidates and transfer each sub-parcel to the candidate for whom the preference is recorded;
- (c) make a separate sub-parcel of the non-transferable papers and set them aside as finally dealt with, such papers being, for the purposes of *section 127 (1)*, described as non-transferable papers not effective.

(2) Where the total of the votes of the two or more lowest candidates together with any surplus not transferred is less than the number of votes credited to the next highest candidate, the returning officer shall in one operation exclude such two or more lowest candidates provided that—

- (a) the number of votes credited to the second lowest candidate is greater than one quarter of the quota, or, in the case of a bye-election, one quarter of what would have been the quota in that constituency were the full number of members of the Dáil for the existing constituency to be elected,
- (b) where the number of votes credited to any one of such two or more lowest candidates does not exceed one quarter of the quota, or, in the case of a bye-election, one quarter of what would have been the quota in that constituency were the full number of members of the Dáil for the existing constituency to be elected, it is clear that the exclusion of the candidates separately in accordance with subsection (1) and the transfer of any untransferred surplus could not result in a number of votes exceeding one quarter of the quota, or, in the case of a bye-election, one quarter of what would have been the quota in that constituency were the full number of members of the Dáil for the existing constituency to be elected, being credited to any such candidate.

(3) If, when a candidate has to be excluded under this section, two or more candidates have each the same number of votes and are lowest, regard shall be had to the number of original votes credited to each of those candidates, and the candidate with the lowest number of original votes shall be excluded and where the numbers of the original votes are equal, regard shall be had to the total numbers of votes credited to those candidates at the first count at which they had an unequal number of votes and the candidate with the lowest number of votes at that count

shall be excluded and, where the numbers of votes credited to those candidates were equal at all counts, the returning officer shall determine by lot which shall be excluded.

Transfer of votes.

123.—(1) Where a transfer of votes is made under *section 121* or *122*, each sub-parcel of papers transferred shall be placed on top of the parcel, if any, of papers of the candidate to whom the transfer is made, and that candidate shall be credited with a number of votes equal to the number of papers transferred to him.

(2) If after any transfer a candidate has a surplus, that surplus shall be dealt with in accordance with and subject to the provisions of *section 121* before any other candidate is excluded.

Filling of last vacancies.

124.—(1) When the number of continuing candidates is equal to the number of vacancies remaining unfilled, the continuing candidates shall thereupon be deemed to be elected.

(1A) When the number of continuing candidates exceeds by one the number of vacancies remaining unfilled and the total of the votes credited to the lowest continuing candidate together with the surplus or surpluses not transferred is less than the number of votes credited to the next highest continuing candidate, the continuing candidates, with the exception of the lowest such candidate, shall thereupon be deemed to be elected.

(2) When only one vacancy remains unfilled, and the votes of some one continuing candidate exceed the total of all the votes of the other continuing candidates together with any surplus not transferred, that candidate shall thereupon be deemed to be elected.

(3) When the last vacancies can be filled under this section no further transfer of votes shall be made unless any of the continuing candidates has not been credited with a number of votes exceeding one quarter of the quota or in the case of a bye-election where there is more than one vacancy to be filled in a constituency, one quarter of what would have been the quota were the full number of members of the Dáil for the existing constituency to be elected and it is necessary for the purposes of *section 48 (1) (e)* to make such transfer in order to establish whether such a number of votes could be credited to him.

Recount.

125.—(1) Any candidate or the election agent of a candidate may, at the conclusion of any count, request the returning officer to re-examine and recount all or any of the papers dealt with during that count, and the returning officer shall re-examine and recount such papers accordingly without making any alterations in the arrangement of the papers in the various parcels, save where such alterations may be necessary in consequence of any error discovered in the recount. Nothing in this subsection shall make it obligatory on the returning officer to re-examine or recount the same parcel of papers more than once.

(2) The returning officer may at his discretion recount papers either once or more often in any case in which he is not satisfied as to the accuracy of any count. The power under this subsection of a returning officer to recount papers shall extend to papers dealt with at an earlier count than the immediately preceding one.

(3) (a) As respects each candidate, one request (and not more) may be made by him or his election agent for a complete re-examination and recount of all parcels of ballot papers and the returning officer shall re-examine and recount the parcels of ballot papers accordingly.

(b) In the re-examination and recount, the number or order of ballot papers in any parcel shall not be disturbed.

- (c) Nothing in the provisions of this subsection shall make it obligatory on the returning officer to re-examine or recount the same parcel of papers more than once, but if an error is discovered which is, in the opinion of the returning officer, a significant error likely to affect the result of the election, the returning officer shall count all the papers afresh from the point at which the error occurred.
- (d) Nothing in this subsection shall make it obligatory on the returning officer to comply with a request by a candidate or his election agent which, in the opinion of the returning officer, is frivolous or vexatious.
- (e) A request under this subsection may be made only at the conclusion of a count.

(4) Where an error is discovered, the returning officer shall, where necessary, amend any results previously announced by him.

(5) Where a request made under *subsection (3)* is withdrawn by the candidate as respects whom it is made or by the election agent of the said candidate, it shall be open to the returning officer not to proceed, or proceed further with the re-examination and recount.

Declaration of result of the poll.

126.—On the completion of the counting of the votes the returning officer shall determine and declare the result of the poll and the candidates deemed to be elected shall thereupon stand elected.

Notice of result of election.

127.—(1) The returning officer shall give public notice in the form directed by the Minister of the names and descriptions of the candidates elected and, in the case of a contested election, of the total number of votes given for each candidate, whether elected or not, of any transfer of votes and of the total number of votes credited to each candidate at the end of the count at which such transfer took place.

(2) The returning officer shall send a copy of the notice referred to in *subsection (1)* to the Minister and to each person elected and shall send a copy of the statement referred to in *section 114 (2)* to the Minister.

Decision of returning officer.

128.—The decision of the returning officer, whether expressed or implied by his acts, on any question which arises in relation to the exclusion of any candidate under *section 122* or to any ballot paper or transfer of votes shall be final, subject only to reversal on a petition questioning the Dáil election.

AN tACHT TOGHCHÁIN (LEASÚ) 2001 ELECTORAL (AMENDMENT) ACT 2001

SLEACHTA EXTRACTS

STATUTORY RULES WHERE VOTES ARE CAST¹ AND COUNTED ELECTRONICALLY

Interpretation
(Part 3).

35.—In this Part—

“cartridge or disc” means a device that is used in a voting machine to record each vote;

“electronic” includes electrical, digital, magnetic, optical, electro-magnetic, biometric, photonic and any other form of related technology;

“electronic voting system” means a voting system in which the votes are automatically counted and the results automatically tabulated by use of electronically operated apparatus;

“voting machine” means an apparatus on which voters cast their votes, that records each vote, and that furnishes a total of the number of votes cast on the machine at a poll at the election or, as the case may be, cast at a referendum;

“voting system” means a method of casting and counting votes that is designed to function wholly or partly by use of mechanical, electro-mechanical or electronic apparatus and includes the procedures for casting and counting votes and the programmes, operating manuals, printouts and other software necessary for the system’s operation;

“voting system equipment” means any kind of mechanical, electro-mechanical or electronic apparatus for use in a voting system.

Application of Part
XIX of the Electoral
Act, 1992 (No. 23
of 1992) (the
“Principal Act”).

45.—(1) Part XIX of the Principal Act, other than section 125, and subsections (2), (3) and (4) of section 118 shall apply to the counting of votes under this Part. Any reference in that Part XIX to a ballot paper or paper shall be construed as a reference to a vote cast on a voting machine or, in the case of a reference to postal or special voters ballot papers, a vote entered in a voting machine.

(2) Any reference to the functions referred to in sections 119 to 124 of the Principal Act, as applied to this Part, being performed by the returning officer shall, subject to *subsection (6)*, be construed as a reference to the performance of those functions by electronic methods and, in particular, any reference in those sections to a parcel or sub-parcel of votes shall be construed as a reference to an analogous grouping together of votes by those methods and any reference in those sections to the physical treatment of, or a transfer being effected in respect of, such a parcel shall be construed as a reference to an analogous treatment of, or an analogous transfer being effected in respect of, such a parcel by those methods.

(3) Section 119(1) of the Principal Act, as so applied, shall have effect as if the reference in that section to section 114 were a reference to *section 44* of this Act and the words “, rejecting any that are invalid,” were deleted.

¹The statutory procedure for casting valid votes returned by postal and special voters on voting machines is set out in section 43 of the Act.

(4) Section 127(2) of the Principal Act, as so applied, shall have effect as if the reference in that section to section 114(2) were a reference to *section 44(3)* of this Act.

(5) Section 128 of the Principal Act, as so applied, shall have effect as if the reference in that section to the decision of the returning officer in respect of any matter referred to therein were a reference to the results provided by the constituency vote counting machine in respect of that matter.

(6) Where it is necessary to decide a matter by determining it by lot, the returning officer shall cause the result of that determination by lot to be entered on the constituency vote counting machine.