



Mercyhurst College




Mike Kirby



David Wrigley



Rich Hansen



T. J. Kemp



Table of Contents

| | |
|------------------------------------|-------|
| MAAC Championship | IFC |
| Table of Contents | 1 |
| Media Coverage | 1 |
| Outlook | 2-3 |
| Head Coach | 4-5 |
| Laker Staff | 6 |
| Rosters/Geographic Breakdown | 7 |
| Laker Players | 8-19 |
| Opponents | 20-23 |
| Mercyhurst Hockey History | 24-25 |
| NCAA Tournament Results | 26 |
| NCAA Tournament Statistics | 27 |
| MAAC Tournament Results | 28 |
| MAAC Tournament Statistics | 29 |
| ECAC Tournament Results | 30 |
| ECAC Tournament Statistics | 31 |
| Final Statistics | 32 |
| Year-By-Year Results | 33-36 |
| All-Time Roster | 37-40 |
| All-Time Goaltenders | 41 |
| Individual & Team Records | 42 |
| Record vs All Opponents | 43 |
| Off Ice Officials | 43 |
| Award Winners | 44-45 |
| Campus Map | 46 |
| Administration | 47 |
| Mercyhurst Quick Facts | 48 |
| History of Mercyhurst | IBC |



General Information

| | |
|-----------------------|-----------------------------------|
| President | Dr. William P. Garvey |
| Director of Athletics | Pete Russo |
| Assistant A.D. | Matt Grimaldi |
| Location | Erie, Pa. |
| Enrollment | 3,400 |
| Founded | 1926 |
| Nickname | Lakers |
| Colors | Green, Blue & White |
| Affiliation | NCAA Division I |
| Conference | Atlantic Hockey Association (AHA) |
| Arena | Mercyhurst Ice Center |
| Capacity | 1,500 |

Hockey Staff

| | |
|--|--|
| Head Coach | Rick Gotkin |
| Office Number | (814) 824-2542 |
| E-Mail | rgotkin@mercyhurst.edu |
| Associate Coach/ Recruiting Coordinator | Dave Smith |
| E-Mail | dsmith@mercyhurst.edu |
| Office Number | (814) 824-2130 |
| Fax Number | (814) 824-3094 |
| Assistant Coaches | Chris Herbolsheimer John Rose |
| Head Trainer | Mike Folga |
| Team Physicians | Dr. Greg Coppola, Dr. Jon McKrell Dr. Laura McIntosh, Dr. Mark Buseck |
| Student Trainers | Vanessa Swickline Megan Young |
| Ice Maintenance | Jon Danielson, Bill Fife, Mike Brennen, & Jon Finke |
| Administrative Assistant | Marlene Stroup |
| Director of Athletic Maintenance | Pete Geddes |
| Ice Center Manager | John Marchetti |

Sports Information

| | |
|-----------------------------|---------------------------|
| Sports Information Director | John Leisering |
| Office Phone | (814) 824-2525 |
| Home Phone | (814) 864-2187 |
| E-Mail | jleisering@mercyhurst.edu |
| Assistant SID | Ty Patton |
| E-Mail | tpatton@mercyhurst.edu |
| Office Phone | (814) 824-3338 |
| Hockey Press Box | (814) 824-2167 |
| Hockey Fax | (814) 824-2591 |

Credits

| | |
|---------------|---|
| Editing | John Leisering, Mary Ellen Leisering, & Dave Smith |
| Layout/Design | The Clinton Press Inc. |
| Photography | Paul Lorei (Jostens Photography), file photos, Dave Medvec, Roger Coda, Jim King, Jim Herbolsheimer, Joel Hakken & Mike Silverwood |
| Printing | The Clinton Press Inc. 500 West 12th Street, Erie, PA 16501 |
| Cover | The Clinton Press Inc. |

Media Coverage



Mercyhurst College • 501 East 38th St.
Erie, Pa. 16546 • (814) 824-2261

WICU-TV

Mike Ruzzi
3514 State St.
Erie, Pa. 16508
(814) 454-5201

WSEE-TV

Gary Drapcho
1220 Peach St.
Erie, Pa. 16501
(814) 454-3500

WJET-TV/WFXP-TV

Scott Wludyga
8455 Peach St.
Erie, Pa. 16509
(814) 868-2424

WFNN-1330

Sports Director
One Boston
Store Place
Erie, Pa. 16501
(814) 461-1000

Erie Times News

Matt Martin
Sports Editor
205 West 12th St.
Erie, Pa. 16534
(814) 870-1700

MERCIAD

Sports Editor
Mercyhurst College
501 East 38th St.
Erie, Pa. 16546
(814) 824-2376

Directions to the College

Pittsburgh- 130 miles

I-79 North to I-90 East to Erie, Exit 27

Cleveland- 102 miles

I-90 East to Erie, Exit 27

Buffalo- 95 miles

I-90 West to Erie, Exit 27

Philadelphia- 394 miles

Pennsylvania Turnpike or I-80 West to I-79
North to I-90 East to Erie, Exit 27

Toronto- 165 miles

QEW West to I-190, Buffalo, NY, West to
I-90 West to Erie, Exit 27

New Jersey- 480 miles

I-80 West to I-79 North to I-90 East to Erie,
Exit 27

Long Island- 485 miles

Cross George Washington Bridge to I-80 West
to I-79 North to I-90 East to Erie, Exit 27

Erie International Airport- 10 miles

East on Route 20 (West 26th St.) to State
Street. Turn right (south) on State Street to
East 38th Street. Turn left. Four blocks to
Mercyhurst.



2004 - 2005 Season Outlook

The Mercyhurst men's hockey team had another successful season in 2003-04, finishing 20-14-2 overall and 16-7-1 and second place in Atlantic Hockey (AH). Although the Lakers' string of three straight regular season conference titles was snapped by Holy Cross, Mercyhurst made postseason play for the fifth season in a row and had several successes against more-established Division I non-conference opponents. Mercyhurst won non-conference



From left to right: Chris Herbolsheimer, Asst. Coach; John Rose, Volunteer Asst.; Rick Gotkin, Head Coach; Dave Smith, Associate Coach/Recruiting Coordinator

road tests against Ohio State (3-2), Western Michigan (7-4), and RPI (3-2), and played to a 3-3 overtime stalemate with Cornell (3-3). The Lakers lost only six players from last year's squad and, with 19 veterans coming back, things are looking bright again for the coming campaign.

Senior forwards David Wrigley and Rich Hansen, who finished tied for second in scoring last season with 36 points apiece, will anchor what should be another potent offense. Wrigley played in 34 of 36 games and finished first in goals (18), tied for fourth in assists (18), and second in points (36); second in power play goals (5); eleven multiple-point games and three multiple-goal games; scored at least one point in seven of his last nine games; scored four times against Army (11-7-03); tied for eighth in conference in points with 23, tied for first in game-winning goals with 4, tied for third in goals with 12, and tied for third in shorthanded points with 2; named Atlantic Hockey Player of the Week twice; member of Atlantic Hockey Second Team. Hansen played in

all 36 games. He finished with 11 multiple-point games including four of last six and five of last eight; only multiple-goal game came at Bentley (2-28-04); second in assists (24); tied for second in points (36); second in power play goals with 7 and game-winning goals with 3; scored game-winning power play goal in conference playoffs against Bentley (3-13-04); tied for fourth in the conference in points with 26, tied for fifth in goals with 11, tied for ninth in game-winning goals with 2, tied for second in power play points with 13, and tied for second in power play goals with six. Other returning forwards include junior Erik Johnson (12g, 14a, 26pts), junior Scott Reynolds (9g, 17a, 26pts), sophomore Scott Champagne (8g, 18a, 26pts), junior Dave Borrelli (14g, 10a, 24pts), sophomore Kyle Gourgon (12g, 7a, 19pts), junior Mike Pochatek (1g, 9a, 10pts), and sophomore Jon Asselstine (5g, 4a, 9pts). Borrelli was AH Player of the Week in mid-January while Champagne (twice) and Asselstine were chosen Freshman of the Week.

The defense will be led by senior T.J. Kemp, voted the conference's Best Defenseman last season. Kemp played in 34 of 36 games and finished with five goals and 21 assists. He had eight multiple-point games and tied for first in the conference in defenseman scoring with 17 points. Also



From left to right: Assistant Captain Rich Hansen; Captain Scott Reynolds; Assistant Captain T. J. Kemp

returning to patrol the backline are sophomore Jamie Hunt (3g, 16a, 19pts), sophomore Pat Henk (3g, 10a, 13pts), junior Conrad Martin (2g, 8a, 10pts), junior Preston Briggs (1g, 5a, 6pts), sophomore Denis Kirstein (1g, 4a, 5pts), and senior Mike Kirby (3g, 1a, 4pts). Hunt was a two-time Freshman of the Week.

Junior goaltender Andy Franck is looking to improve on last year's numbers, which included a 14-8-2 record, .903 save percentage, and 3.25 goals against average. Frank was named conference Goaltender of the Week on three occasions. Frank will have competition again this year from sophomore Jordan Wakefield (6-6-0, .908, and 3.19). Sophomore netminder Mike Ella saw no action in 2003-04.



From left to right: Seniors Rich Hansen, Mike Kirby, Dave Wrigley, T. J. Kemp



A new chapter in the history of college hockey was ushered into existence when the Atlantic Hockey Association was created on June 30, 2003, by nine charter members. The sixth Division-I men's ice hockey conference arose when the founding members - American International, Bentley, Canisius, Connecticut, Holy Cross, Mercyhurst, Quinnipiac, Sacred Heart, and the United States Military Academy (Army) - required an organization that represented their specific needs. The group of nine broke away from their former conference affiliation, the Metro Atlantic Athletic Conference (MAAC), and formed a conference specific to the sport of ice hockey.

The inaugural season for Atlantic Hockey showed that the conference has a bright future on the horizon. Robert DeGregorio, a former commissioner of Hockey East, was named the conference's first commissioner and held an integral role in the development of the league as play between the nine squads began in the Fall of 2003. As the season unfolded, the fledgling conference made its mark in college hockey with victories over non-conference opponents, along with an exciting chase to claim the first-ever regular season title. Holy Cross secured the league's first regular season title, and followed up the feat by capturing the tournament championship, sending the Crusaders to the NCAA Tournament for the first time in the program's, along with the league's, history.

Success in the classroom is as important as success on the ice among the member institutions of Atlantic Hockey. A total of 88 student-athletes were named to the first Atlantic Hockey All-Academic squad in recognition of their outstanding scholastic achievement. Atlantic Hockey athletes have also contributed their time off the ice to numerous charitable organizations as a way of saying thanks to their many supporters.

Atlantic Hockey spans a total of four states in the Northeast, reaching from the Atlantic Ocean to the banks of the Great Lakes. Members reside in Connecticut (University of Connecticut, Quinnipiac, Sacred Heart), Massachusetts (American International, Bentley, Holy Cross), New York (Army, Canisius), and Pennsylvania (Mercyhurst).

The coaching staff recruited five players for the upcoming campaign: four forwards and one defenseman.

Forwards:

1. Kerry Bowman; 5-11, 185: played for the Olds Grizzlies of the AJHL and Sorrey of the BCHL; fast and skilled with excellent vision and passing.
2. Ryan Toomey; 5-9, 180: finished in the Top 10 in scoring last season with the Cornwall Colts of the CJHL; speedy and skilled centerman.
3. Ben Cottreau; 6-0, 200: led the Provincial League in points with 93; totaled 43 goals in 43 games for the Markham Waxers; strong, skilled power forward.
4. Matt Warren; 6-1, 180: finished second in the CJHL in scoring last season with the Pembroke LumberKings; fast and skilled.

Defenseman:

1. Jamie Coghlan; 6-2, 208: captain of the OPJHL finalists, St. Mike's Buzzers; physical defenseman who will bring grit, determination, and leadership.

Head Coach Rick Gotkin (Brockport State '82) returns for his 17th season behind the Laker bench. He has 298 career wins. Associate Head Coach and Recruiting Coordinator Dave Smith (Ohio State '92) returns for his third season. Smith joins Chris Herbolsheimer (Mercyhurst '98), who returns for his fifth year, and volunteer coach John Rose (New England College '03), who begins his first season.



Rick Gotkin

298-169-28 (16 yrs.)

Milestones:

*1st win

Oct. 29, 1988
(16-1 over Ithaca)

*100th win

Nov. 4, 1994
(5-3 over Canisius)

*200th win

Jan. 15, 2000
(3-1 over AIC)

*250th win

Feb. 9, 2002
(5-1 over AIC)

The Gotkin File

Personal: Born: 11-7-59
Place of Birth: Brooklyn, NY
Wife: The former Diane Kaminski of Erie, Pa
Children: Lindsey Ann and Brandon Reed
Education: SUNY, College of Canton,
Associate of Science Degree, 1980 State University
of NY, College of Brockport, B.S. in Physical
Education, 1982

Coaching Background:

- 1982-83 Part-time Assistant Coach at Brockport State
- 1983-84 Head Coach Enschede Lions Pro Hockey Club;
Netherlands
- 1984-85 Head Coach at State University of NY at Canton
- 1985-86 Head Coach Fife Flyers Pro Hockey Club;
Kirkcaldy, Scotland
- 1986-88 Assistant Coach at Rensselaer Polytechnic Institute,
Div. I
- 1988- Head Coach of Mercyhurst College (16 yrs.)

Collegiate Record:

- Overall Record: 298-169-28 (16 yrs.)
- NCAA Appearances: 5 (1991, 1993, 1995, 2001, 2003)
- ECAC Playoff Appearances: 10 (1990-1999)
- ECAC Final Four: 10 (1990-1999)
- ECAC Runners-up: 3 (1991, 1992, 1999)
- ECAC Regular Season Champions: 1 (1995)
- ECAC Champions: 1 (1995)
- MAAC Hockey League Regular Season Champions: 3
(2001, 2002, 2003)
- MAAC Hockey League Playoff Appearances: 4
(2000, 2001, 2002, 2003)
- MAAC Hockey League Final Four: 4 (2000, 2001, 2002, 2003)
- MAAC Hockey League Runners-up: 1 (2002)
- MAAC Hockey League Championship: 2 (2001, 2003)
- Atlantic Hockey Playoff Appearances: 1 (2004)
- Atlantic Hockey Final Four: 1 (2004)

Head Coach Rick Gotkin directed the Lakers to a second place finish in the newly-formed Atlantic Hockey (AH) in the 2003-04 season. The Lakers trailed only Holy Cross in the standings. The team reached the 20-win plateau for the fifth straight year and advanced to the AH semifinals before being eliminated by Sacred Heart 3-2. Junior defenseman, T.J. Kemp, made the AH First Team and was voted Best Defenseman. Senior forward, Mike Carter, and junior forward David Wrigley were Second Team selections while freshman defenseman, Jamie Hunt, made the All-Rookie Team.

Under Gotkin's leadership, Mercyhurst owns a five-year Division I record of 98-33-2, three regular season titles, two regular season runnerups, five conference playoff appearances, two conferences championships, and one conference runnerup. Gotkin was the conference's Coach of the Year in 2000-01 when he took the Lakers all the way to the conference regular and postseason titles and an automatic bid to the NCAA Tournament. For his efforts, he was a finalist for the 2001 Spencer Penrose Award, given to the men's ice hockey University Division Coach of the Year.

Gotkin finished his sixteenth year at Mercyhurst, the longest tenure of any Mercyhurst College head coach, past or present. He has registered 298 wins over that time and is just two wins shy of the 300-victory milestone. He came to Division III Mercyhurst from Division I Rensselaer Polytechnic Institute (RPI) in 1988 and quietly began to build a varsity program that would bring the college local, regional, and national recognition. Sixteen years later, there can be no doubt that Gotkin has achieved those goals. Mercyhurst has won 18-or-more games eleven times and 20-or-more six times. Mercyhurst made the Eastern College Athletic Conference (ECAC) playoffs every year it was eligible, won an ECAC title in 1995, and reached the NCAA Playoffs five times (1991, 1993, 1995, 2001, 2003). In fact, Gotkin is the first coach ever to take the same program to the NAAs at all three levels. That notoriety got him a spot in Sports Illustrated's "Faces In The Crowd" segment at the conclusion of the 2000-01 season. Over the years, he and his staff have produced seven All Americans, four ECAC Players of the Year, three ECAC Rookies of the Year, five MAAC First Team selections, and one Atlantic Hockey First Team selection.

Gotkin has overseen the program's transformation from Division III to Division II (1993) to Division I (1999) status. The Lakers were members of the ECAC West from 1988 through 1999 before joining the Division I MAAC Hockey League. Mercyhurst and the eight other MAAC teams withdrew from the conference in June of 2003 to form Atlantic Hockey. It took awhile for Gotkin's program to generate momentum. In fact, without a home rink, the

Lakers played nearly 70% of their games out-of-town during Gotkin's first three years. But in the spring of 1991 came word that the College Board of Trustees had approved building an on-campus facility. The Mercyhurst Ice Center opened for business December 8, 1991, and continues to serve not only as the home of the men's and women's varsity teams, but also as the home of the college's club program and the annual Rick Gotkin Laker Hockey School held each August.

Gotkin is very active with USA Hockey, having coached several "USA Select" National Festival Teams throughout the years. He has been involved with the NCAA Youth Education Through Sports (YES) Program, and was one of a dozen coaches invited to help during the 2004 Frozen Four. Gotkin has also been a featured speaker at many USA Hockey coaching clinics and symposiums. He currently serves on four national committees: the Hobey Baker Award Committee, the American Hockey Coaches Association Division I Committee, the US College Hockey online.com National Poll Committee, and the USA Today/American Hockey Magazine College Hockey Poll.

The Laker hockey team has also been very active in the community during Gotkin's tenure. The team has been involved with, among others, the Edmund L. Thomas Adolescent Center, the Shriners Hospitals For Children, the annual college food drive, and the Skating Club of Erie. The players are featured during the club's annual show from which proceeds benefit local charities. In 1995, the varsity hockey team won the Sister Rita Panciera Award given annually to the campus group that "best exemplifies the values of mercy". In March of 1998, the team was honored again, this time by the Erie Achievement Center for its work with the disabled. Meanwhile, during Gotkin's fourteen years at the helm, the team's cumulative QPA has

been consistently good with his players majoring in such fields as Criminal Justice, Accounting, Pre-Dental, History, Business Administration.

Gotkin is married to the former Diane Kaminski of Erie, Pa. They are the parents of two



From left to right: Lindsey, Diane, Rick and Brandon Gotkin.

children: Lindsey Ann was born September 2, 1991, and Brandon Reed arrived April 1, 1995. The family resides in Erie, Pa.

NCAA Active Winningest Division I Coaches

| No. | Name/Schools | Years | W | L | T | Pct. |
|-----|--------------------------------------|----------------|------------|------------|-----------|-------------|
| 1 | Red Berenson/Michigan | 1984- | 533 | 255 | 55 | .665 |
| 2 | Richard Umile/New Hampshire | 1990- | 327 | 162 | 47 | .653 |
| 3 | Jack Parker/Boston University | 1973- | 692 | 356 | 76 | .649 |
| 4 | Don Lucia/UAF, CC, Minnesota | 1987- | 413 | 217 | 48 | .645 |
| 5 | Scott Owens/Colorado College | 1999- | 122 | 67 | 15 | .635 |
| 6 | Doug Ross/Alabama-Huntsville | 1980- | 460 | 261 | 36 | .631 |
| 7 | Rick Gotkin/Mercyhurst | 1988- | 298 | 169 | 28 | .630 |
| 8 | Rand Pecknold/Quinnipiac | 1994- | 181 | 105 | 28 | .621 |
| 9 | Mike Schafer/Cornell | 1995- | 172 | 98 | 31 | .619 |
| 10 | George Roll/Oswego, Clarkson | 1996- | 137 | 92 | 21 | .590 |
| 11 | Jerry York/Clarkson, BGSU, BC | 1972- | 697 | 482 | 65 | .586 |
| 12 | George Gwozdecky/UWRF, Miami, DU | 1981- | 373 | 276 | 52 | .569 |
| 13 | Walt Kyle/Northern Michigan | 2002- | 43 | 33 | 6 | .561 |
| 14 | Rick Comley/LSSU, NMU, MSU | 1973- | 644 | 505 | 75 | .557 |
| 15 | Tim Whitehead/UML, Maine | 1997- | 159 | 124 | 26 | .557 |
| 16 | Joe Marsh/St. Lawrence | 1985- | 341 | 279 | 45 | .547 |
| 17 | Dave Burkholder/Niagara | 2001- | 55 | 46 | 9 | .541 |
| 18 | Dan Fridgen/Rensselaer | 1994- | 183 | 154 | 30 | .540 |
| 19 | Bruce Marshall/UConn | 1988- | 234 | 198 | 45 | .538 |
| 20 | Frank Anzalone/LSSU | 1982- | 214 | 183 | 35 | .536 |
| 21 | Blaise MacDonald/UMass-Lowell | 1996- | 134 | 114 | 32 | .536 |
| 22 | Paul Pearl/Holy Cross | 1995- | 138 | 124 | 23 | .525 |
| 23 | Brian Cavanaugh/Canisius | 1979- | 334 | 299 | 56 | .525 |
| 24 | Craig Dahl/Bethel, UWRF, St. Cloud | 1980- | 400 | 373 | 51 | .516 |
| 25 | John Markell/Ohio State | 1995- | 173 | 162 | 28 | .515 |
| 26 | Don Vaughan/Colgate | 1992- | 179 | 172 | 33 | .509 |
| 27 | Paul Pooley/Providence | 1994- | 173- | 166 | 36 | .509 |
| 28 | Tom Serratore/Bemidji State | 2001- | 46 | 45 | 16 | .505 |
| 29 | Bill Wilkinson/WMU, Wayne State | 1982- | 394 | 383 | 67 | .504 |
| 30 | Enrico Blasi/Miami | 1999- | 89 | 89 | 14 | .500 |
| 31 | Don Cahoon/Lehigh, Princeton, UMass | 1987- | 234 | 244 | 49 | .491 |
| 32 | Jim Culhane/Western Michigan | 1999- | 86 | 92 | 21 | .485 |
| 33 | Shaun Hannah/Sacred Heart | 1996- | 109 | 118 | 24 | .482 |
| 34 | Bruce Crowder/Lowell, Northeastern | 1987- | 204 | 227 | 50 | .476 |
| 35 | Troy Jutting/MSU-Mankato | 2000- | 65 | 73 | 18 | .474 |
| 36 | Scott Sandelin/MN-Duluth | 2000- | 70 | 80 | 16 | .470 |
| 37 | Bob Daniels/Ferris State | 1992- | 195 | 227 | 36 | .465 |
| 38 | Nate Leaman/Union | 2003- | 14 | 17 | 5 | .458 |
| 39 | Tim Taylor/Yale | 1978- | 322 | 288 | 50 | .457 |
| 40 | Mike Eaves/UW-Eau Claire, UW | 1986-87, 2002- | 44 | 55 | 12 | .450 |
| 41 | Dave Poulin/Notre Dame | 1995- | 134 | 170 | 44 | .448 |
| 42 | Bob Gaudet/Brown, Dartmouth | 1988- | 187 | 240 | 61 | .446 |
| 43 | Guy Gadowski/AK-Fairbanks, Princeton | 1999- | 68 | 89 | 22 | .441 |
| 44 | Mike Kemp/Nebraska-Omaha | 1997- | 105 | 140 | 27 | .436 |
| 45 | Gary Wright/AIC | 1984- | 227 | 315 | 34 | .424 |
| 46 | Roger Grillo/Brown | 1998- | 77 | 112 | 27 | .419 |
| 47 | Frank Serratore/DU, USAF | 1990- | 154 | 225 | 24 | .412 |
| 48 | Ryan Soderquist/Bentley | 2002- | 24 | 38 | 4 | .394 |
| 49 | Chis Serino/Merrimack | 1998- | 70 | 123 | 25 | .378 |
| 50 | Kevin Sneddon/Union, Vermont | 1998- | 59 | 121 | 22 | .347 |

NOTE: Teams listed above are currently NCAA Division I programs. Some current NCAA Division I schools listed above were previously NAIA or NCAA Division II/III affiliates before turning Division I. (These schools' records include all varsity games at all levels.) Current NCAA



Dave Smith Associate Coach/Recruiting Coordinator

Dave Smith returns for his third season as assistant coach for the men's varsity hockey team. Prior to joining the Mercyhurst staff, Smith had been an assistant coach at Bowling Green State University from 2000 to 2002 and an assistant at Miami University (1998-2000). Both schools are members of the Central Collegiate Hockey Association (CCHA).

Before pursuing a coaching career, Smith had a six-year minor league hockey career that included stints in the International Hockey League (IHL), the American Hockey League (AHL) and the East Coast Hockey League (ECHL). He was under contract with the New York Rangers in 1994-95.

Smith graduated from Ohio State with a degree in journalism/public relations in 1992. During his four-year career as a Buckeye, Smith posted some impressive numbers and finished as Ohio State's 14th all-time leading scorer with 140 points. He has since dropped to 21st. He was team captain as a junior and was chosen the team's MVP as a senior as he led OSU with 41 assists and 63 points. minor league teams, including the Fort Wayne Komets, Orlando Solar Bears, Detroit Vipers, and Long Beach Ice Dogs of the IHL and Binghamton of the AHL. At Fort Wayne, he helped the Komets to two consecutive Turner Cup finals (1993 and 1994) and their first IHL championship in 20 years (1993). Smith scored at least 20 goals and 40 points in each of his six years as a professional.

Since graduating from OSU, Smith has spent his summers coaching young players and adults as a director and head instructor at numerous camps across the United States and Canada. He's been involved in running various camps from Binghamton, NY, to Long Beach, California.

Smith and his wife, Susan, have two daughters, Ellis and Kylie.



Chris Herbolsheimer Assistant Coach

After spending his first two seasons as a graduate assistant, Herbolsheimer enters his third year as assistant coach. He was a goaltender for the Mercyhurst varsity team from 1994 to 1998 and compiled an overall mark of 28-9-1. During his Mercyhurst career, Herbolsheimer was an All-Tournament goalie three times. He was also part of a team that

won the Eastern College Athletic Conference (ECAC) West Division title in 1995 and hosted the NCAA Division II championship. Herbolsheimer was an NCAA Division II Sports Information Directors' All-American in 1996-97 and won the NCAA's National Goalie Winning Percentage Title (1996-97). After graduation, he worked as a goalie coach for the Cleveland Barons for two years before returning to his alma mater. He is primarily responsible for working with the Lakers' goaltenders.



John Rose Volunteer Assistant

John Rose comes to Mercyhurst as a volunteer assistant coach after spending last year coaching at Wentworth Institute of Technology in Boston. Wentworth was 16-9-4 overall last season and made an appearance in the NCAA Tournament.

Rose attended New England College in Henniker, New Hampshire, and graduated in 2003 with a degree in both Business Administration and Sport Recreation Management. He was a four-year member of the hockey team and spent three years with the lacrosse team at New England. The Pilgrims won the ECAC East championship in 2001 and participated in the NCAA Tournament. Rose was named the most improved player that season.

Rose also played in the 2003 Division III East/West All Star game as a senior. In lacrosse, Rose was a part of two Commonwealth Coast Conference championships as well as two NCAA Tournament appearances.

Coach Rose is originally from Potsdam, New York, and graduated from South Kent School in 1999. He will be a graduate assistant for the Resident Life Office while he pursues his masters in Organizational Leadership.



Mike Folga Head Trainer and Equipment Manager

Mike Folga begins his third year as head trainer of the men's varsity hockey program. Folga is no stranger to the Erie area. He graduated from Cathedral Prep in 1973, then obtained his B.S. in Sportsmedicine from Mercyhurst

College in 1986. He served as assistant baseball coach at Penn State Behrend from 1981 to 1983 before taking over as head coach there in 1984.

While at Mercyhurst, Folga began a 16-year career as either head medical trainer or head equipment manager for a number of professional sports teams, including an eleven-year stint in the National Hockey League (NHL).

From 1985 to 1988, he worked as head medical trainer for the Pittsburgh Pirate and/or Chicago Cub affiliates in the Carolina, Midwest, and Appalachian Leagues.

In 1988, Folga began a lengthy career in the NHL as head medical trainer for the St. Louis Blues. Five years later, he worked as the head medical trainer for the Indianapolis Ice, the Chicago Blackhawks affiliate, of the International Hockey League. Later that year, Folga returned to the NHL as head equipment manager for the New York Rangers. He was among the support staff for the 1994 NHL All-Star Game that season, then culminated the year by watching Mark Messier and the Rangers win the Stanley Cup. Folga worked for the Rangers until the end of the 1999-2000 campaign, then joined the staff of Team USA in the 2000 World Hockey Championships held in St. Petersburg, Russia.



2004-05 Numerical Roster

| No. | Name | Pos | HT | WT | YR | SH | Hometown/Last Team |
|-----|------------------|-----|--------|-----|-----|-------|--|
| 1 | Jordan Wakefield | G | 6' 0" | 182 | So. | Left | Spruce Grove, Alberta/Grande Prairie Storm; AJHL |
| 2 | Preston Briggs | D | 6' 4" | 208 | Jr. | Left | Colorado Springs, CO/Weyburn Red Wings; SJHL |
| 4 | Pat Henk | D | 5' 9" | 185 | So. | Left | Mentor, OH/Cleveland Barons; NAHL |
| 5 | Jamie Coghlan | D | 6' 3" | 195 | Fr. | Left | Toronto, Ontario/St. Michaels College; OPJHL |
| 7 | Scott Champagne | F | 5' 11" | 190 | So. | Left | Cornwall, Ontario/Gloucester Rangers; CJAHL |
| 8 | Jon Asselstine | F | 6' 3" | 194 | So. | Left | Churchill, Ontario/Wellington Dukes; OPJHL |
| 9 | Kyle Gourgon | F | 5' 11" | 205 | So. | Left | Stittsville, Ontario/Chicago Freeze; NAHL |
| 10 | Dave Borrelli | F | 5' 9" | 190 | Jr. | Left | Sault Ste. Marie/Ontario, Sault Ste. Marie Thunderbirds; HOJHL |
| 11 | David Wrigley | F | 6' 0" | 200 | Sr. | Left | Washago, Ontario/Couchiching Terriers; OPJHL |
| 12 | Denis Kirstein | D | 6' 0" | 205 | So. | Left | Bethel Park, PA/Pittsburgh Forge; NAHL |
| 15 | Erik Johnson | F | 5' 9" | 170 | Jr. | Right | Coon Rapids, MN/Des Moines Buccaneers; USHL |
| 16 | Kerry Bowman | F | 6' 0" | 180 | Fr. | Right | Leamington, Ontario/Olds Grizzlies; AJHL |
| 18 | Ryan Toomey | F | 5' 9" | 175 | Fr. | Left | Bolton, Ontario/Cornwall Colts; CJHL |
| 19 | Scott Reynolds | F | 6' 1" | 200 | Jr. | Right | Kerrobart, Saskatchewan/Notre Dame Hounds; SJHL |
| 20 | Mike Kirby | D | 5' 11" | 215 | Sr. | Right | Nanaimo, British Columbia/Quesnel Millionaires; BCHL |
| 21 | T.J. Kemp | D | 5' 11" | 197 | Sr. | Left | Pickering, Ontario/Nepean Raiders; CJAHL |
| 22 | Ben Cottreau | F | 5' 11" | 210 | Fr. | Left | Toronto, Ontario/Markham Waxers; OPJHL |
| 24 | Conrad Martin | D | 6' 2" | 215 | Jr. | Right | Toronto, Ontario/Wexford Raiders; OAJHL |
| 25 | Mike Pochatek | F | 6' 1" | 211 | Jr. | Right | Berea, OH/Cleveland Barons; NAHL |
| 26 | Matt Warren | F | 6' 1" | 170 | Fr. | Left | Gatineau, Quebec/Pembroke Lumber Kings; CJHL |
| 27 | Jamie Hunt | D | 6' 2" | 195 | So. | Left | Calgary, Alberta/Calgary Canucks; AJHL |
| 28 | Rich Hansen | C | 5' 11" | 180 | Sr. | Left | Northport, NY/Texas Tornado; NAHL |
| 29 | Andy Franck | G | 6' 1" | 182 | Jr. | Left | Lakewood, OH/ Sioux City Musketeers; USHL |
| 35 | Mike Ella | G | 5' 9" | 190 | So. | Left | Schomberg, Ontario/St. Michael's Buzzers; OPJHL |

Head Coach: Rick Gotkin

Assistant Coaches: Dave Smith, Chris Herbolzheimer and John Rose

2004-05 Alphabetical Roster


| No. | Name | Pos | YR | No. | Name | Pos | YR |
|-----|-----------------|-----|-----|-----|------------------|-----|-----|
| 8 | Jon Asselstine | F | So. | 27 | Jamie Hunt | D | So. |
| 10 | Dave Borrelli | F | Jr. | 15 | Erik Johnson | F | Jr. |
| 16 | Kerry Bowman | F | Fr. | 21 | T.J. Kemp | D | Sr. |
| 2 | Preston Briggs | D | Jr. | 20 | Mike Kirby | D | Sr. |
| 7 | Scott Champagne | F | So. | 12 | Denis Kirstein | D | So. |
| 5 | Jamie Coghlan | D | Fr. | 24 | Conrad Martin | D | Jr. |
| 22 | Ben Cottreau | F | Fr. | 25 | Mike Pochatek | F | Jr. |
| 35 | Mike Ella | G | So. | 19 | Scott Reynolds | F | Jr. |
| 29 | Andy Franck | G | Jr. | 18 | Ryan Toomey | F | Fr. |
| 9 | Kyle Gourgon | F | So. | 1 | Jordan Wakefield | G | So. |
| 28 | Rich Hansen | C | Sr. | 26 | Matt Warren | F | Fr. |
| 4 | Pat Henk | D | So. | 11 | David Wrigley | F | Sr. |

Pronunciation Guide

| | |
|-----------------|--------------|
| Scott Champagne | sham-PAIN |
| Jon Asselstine | ASS-il-stine |
| Denis Kirstein | KEER-stine |
| Kyle Gourgon | GUR-gone |
| Mike Pochatek | po-CHAT-tek |
| Mike Ella | EL-la |
| Jamie Coghlan | COG-lin |
| Ben Cottreau | cot-ROW |

Geographic Locations

| | |
|------------------|----|
| Alberta | 2 |
| British Columbia | 1 |
| Colorado | 1 |
| Minnesota | 1 |
| New York | 1 |
| Ohio | 3 |
| Ontario | 12 |
| Pennsylvania | 1 |
| Quebec | 1 |
| Saskatchewan | 1 |



Jordan Wakefield Goalie

Date of Birth: September 3, 1982
Year: Sophomore
Height: 6-0 **Weight:** 182
Major: Pre-Major
Hometown:
Sprucegrove, Alberta
Last Team: Grande Prairie Storm

Before Mercyhurst: Played four years in the AJHL; First Team All-Star in the 2002-03 AJHL All-Star Game; 2001-02 stats: 2.67 goals-against-average and .915 save percentage; went 31-14-2 in 2002-03, played 2,850 minutes, 2.69 goals-against-average, save percentage .892, finished 5th all-time in wins; 3 shutouts

2003-04: Appeared in 14 games with 11 starts; had team's lone shutout, a 9-0 verdict at AIC (12-6-03); won two of his last three starts; won AH quarterfinal game in relief against Bentley 5-4 on March 13; two-time Atlantic Hockey Goaltender of the Week; .908 save percentage and 3.19 goals-against-average.

Parents: Greg and Lucie



Preston Briggs Defense

Date of Birth: April 23, 1981
Year: Junior
Height: 6-4 **Weight:** 208
Major: Forensic Science
Hometown: Colorado Springs, CO
Last Team: Weyburn Red Wings


Before Mercyhurst: Before coming to Mercyhurst, Briggs played one season for the Butte Irish of the AJHL where he was teammates with Erik Johnson. He then played two seasons for the Weyburn Redwings of the SJHL. Briggs was a member of the SJHL Champion Redwings in 2000-01 that competed in the Royal Bank Cup. In his final season with the Redwings, Briggs had 12 goals and 27 assists for 39 points in 53 games. He also had a goal and two assists in the inaugural SJHL/MJHL All-Star Game in 2002.

2002-03: Played in 32 games; had two goals and six assists for eight points.

2003-04: Played in 33 of 36 games; only goal came against Sacred Heart (2-20-04).

Parents: Tom and Susie





Pat Henk

Defense

Date of Birth: February 12, 1983
Year: Sophomore
Height: 5-9 **Weight:** 185
Major: Professional Clubhouse & Golf Course Management
Hometown: Mentor, OH
Last Team: Cleveland Barons



4

Before Mercyhurst: Played hockey three years, played for North American Hockey League Top Prospect Team in Top Prospect Tournament; played in 48 games last season with nine goals and 23 assists.

2003-04: Played in 32 of 36 games; only multiple-point game came against Northeastern (12-29-03); goals scored against Holy Cross (11-15-03), AIC (12-6-03), and Bentley (2-28-04); had three-game scoring streak to end season.

Parents: Mike and Margaret



Jamie Coghlan

Defense

Date of Birth: February 27, 1984
Year: Freshman
Height: 6-3 **Weight:** 195
Major: Pre-Major
Hometown: Toronto, Ontario
Last Team: St. Michaels College



5

Before Mercyhurst: Captain of the OPJHL South East champs, St. Mike's Buzzers; two-time OPJHL South Defenseman of the Year, played in 39 games in 2003-04 with eight goals and 31 assists; physical defenseman who will bring grit, determination, and leadership

Parents: Jim and Barbara



Scott Champagne Forward

Date of Birth: May 30, 1983
Year: Sophomore
Height: 5-11 **Weight:** 190
Major: Accounting
Hometown:
Cornwall, Ontario
Last Team: Gloucester Rangers

Before Mercyhurst: Second Team All-Star with the Gloucester Rangers of the CJHL, had 108 points (51 goals) in 55 games, team captain

2003-04: Played in 35 of 36 games; first in scoring among freshmen with 8 goals and 18 assists; tied for third in power play goals with 4; tied for third in game-winning goals with 2; four multiple-point games; one multiple goal game at Army (2-14-04); fourth in conference in freshmen scoring with 19 points and tied for ninth in game-winning goals with 2; two-time Atlantic Hockey Freshman of the Week.

Parents: Rolland and Lise



7



Jon Asselstine Forward

Date of Birth: March 2, 1985
Year: Sophomore
Height: 6-3 **Weight:** 194
Major: Biology
Hometown: Churchill, Ontario
Last Team:
Wellington Dukes

Before Mercyhurst: Participated in hockey, track and midget baseball; hockey stats for 2002-03: played in 65 games with 27 goals and 30 assists; captain of baseball team in 2001.

2003-04: Played in 35 of 36 games; four of his five goals and eight of his nine points came in the conference; one-time Atlantic Hockey Freshman of the Week.

Parents: Tony and Jayne



8



Kyle Gourgon

Forward

Date of Birth: September 14, 1984
Year: Sophomore
Height: 5-11 **Weight:** 205
Major: Pre-Major
Hometown: Stittsville, Ontario
Last Team: Chicago Freeze


Before Mercyhurst: Played one year for the Chicago Freeze in the NAHL and two years for the Kanata Lasers in the CJHL; 2002-03 stats: played 54 games with 26 goals and 24 assists. CJHL Rookie All-star game 2000-2001, CJHL All-Star Game 2001-2002, All-Scholastic Team 2001-2002

2003-04: Played in all 36 games; scored at least one point in 17 games; two multiple-point games; tied for fourth in goals with 12 and finished first among freshmen; tied for fifth in +/- with plus 7; scored first career playoff goal against Sacred Heart (3-14-04).

Parents: Gerry and Darlene



9



Dave Borrelli

Forward


Date of Birth: January 4, 1981
Year: Junior
Height: 5-9 **Weight:** 190
Major: Business
Hometown: Sault Ste. Marie, Ontario
Last Team: Sault Ste. Marie Thunderbirds

Before Mercyhurst: Played Junior A hockey for Sault Ste. Marie; fourth in scoring in Canada's NOJHL with 50 goals and 45 assists in only 41 games in 2001-02; selected a First Team All Star; played basketball in high school.

2002-03: Played in 33 games; scored nine goals and ten assists for nineteen points; had two power play goals and two game-winning goals, including 1-0 victory in overtime over Sacred Heart on February 15.

2003-04: Played in 35 of 36 games; four multiple-point games; one multiple-goal game against AIC (1-17-04); second in goals with 14; second in +/- with 14; tied for seventh in conference in goals with 10 and tied for third in shorthanded points with 2; one-time Atlantic Hockey Player of the Week

Parents: Ida and Vic



10



David Wrigley

Forward

Date of Birth: June 1, 1980
Year: Senior
Height: 6-0 **Weight:** 200
Major: Sportsmedicine
Hometown: Washago, Ontario
Last Team: Couchiching Terriers

Before Mercyhurst: Played for the Couchiching Terriers of the OPIAHL, 47 games, 64 goals, 125 points. Ontario Hockey Association Player of the Year, Team captain.

2001-02: Played in 36 of 37 games; tied for ninth on the team in points with 19; seventh on the team in power play goals with three; scored only goal of the game against Canisius on January 12, 2002; other game-winner came against UConn Feb. 15, 2002; tied for eleventh in the Conference in Freshmen scoring with 17 points; MAAC Rookie-of-the-Week (1/14/02); scored power play goal against Quinnipiac in MAAC Championship game.

2002-03: Played in 33 games; led team with 17 goals, 24 assists, and 41 points; recorded two power play goals and three game-winners; scored first goal - power play - against Minnesota in the NCAA West Regional.

2003-04: Played in 34 of 36 games; first in goals (18), tied for fourth in assists (18) and second in points (36); second in power play goals (5); lone shorthanded goal was game-winner at Canisius (3-6-04); first in shots (140); eleven multiple-point games and three multiple-goal games; scored at least one point in seven of his last nine games; scored four times against Army (11-7-03); scored both Mercyhurst goals in 2-1 win at Canisius (3-6-04) to end regular season; tied for eighth in conference in points with 23, tied for first in game-winning goals with 4, tied for third in goals with 12, and tied for third in shorthanded points with 2; named Atlantic Hockey Player of the Week twice; member of Atlantic Hockey Second Team.

Parents: Neil and Jeanne



11



Denis Kirstein

Defense

Date of Birth: January 7, 1983
Year: Sophomore
Height: 6-0 **Weight:** 205
Major: Psychology/
 Communications
Hometown:
 Bethel Park, PA
Last Team:
 Pittsburgh Forge

Before Mercyhurst: Played two years in North American Hockey League, played 64 games with seven goals and eleven assists.

2003-04: Played in 21 of 36 games; only goal came against Northeastern (12-29-03); third among defensemen in +/- with plus 6; had an assist in three of his last four regular season games.

Parents: Gary and Laura



12



Erik Johnson

Forward


Date of Birth: May 21, 1981
Year: Junior
Height: 5-9 **Weight:** 170
Major: Business
Hometown: Coon Rapids, MN
Last Team: Des Moines Buccaneers

Before Mercyhurst: Played hockey for four years and was named All-Conference; also participated in golf for one year.

2002-03: Played in 35 games; scored eight goals and nine assists for seventeen points; had two game-winners and recorded the only short handed goals for the team with two.

2003-04: Played in 35 of 36 games; tied for fifth in points with 26; first in shorthanded goals with 3; seventh in +/- with plus 6; second in shot percentage (.250); five multiple-point games; two multiple-goal games; hat trick at UConn (1-23-04); had at least one point in five of his last six games; scored goals against both Bentley and Sacred Heart (sh) in Atlantic Hockey Quarterfinal and Semifinal contests; first in the conference in shorthanded points with 4 and tied for first in shorthanded goals with 2.

Parents: Duncan and Diane



15



Kerry Bowman

Forward

Date of Birth: December 7, 1984
Year: Freshman
Height: 6-0 **Weight:** 180
Major: Sportsmedicine/
 Pre-Physical Therapy
Hometown: Leamington, Ontario
Last Team: Olds Grizzlies

Before Mercyhurst: Played for the Cobourg Cougars Jr. A from 2001 to 2003; played for the Olds Grizzlies of the AJHL and the South Surrey Eagles of the BCHL in 2003-04; fast and skilled with excellent vision and passing

Parents: Kirk and Genna



16



Ryan Toomey Forward

Date of Birth: Septmeber 17, 1983
Year: Freshman
Height: 5' 9" **Weight:** 175
Major: Business
Hometown: Bolton, Ontario
Last Team: Cornwall Colts

Before Mercyhurst: Played two years (2001-02 and 2002-03) with Wexford; finished in the Top 10 in scoring last season with the Cornwall Colts of the CJHL, speedy and skilled centerman
Parents: Ed and Gloria



Scott Reynolds Forward


Date of Birth: March 17, 1981
Year: Junior
Height: 6-1 **Weight:** 200
Major: Business
Hometown: Kerrobert, Saskatchewan
Last Team: Notre Dame Hounds

Before Mercyhurst: Played hockey for the Notre Dame Hounds, SJHL and badminton.

2002-03: Played in all 37 games; scored ten goals and nineteen assists for 29 points; recorded four power play goals and one game winner; co-Freshman of the Year in the MAAC; member of MAAC All-Rookie Team; scored power play goal against Minnesota in the NCAA West Regional.

2003-04: Played in all 36 games; nine multiple-point games; only multiple-goal game came against Holy Cross (11-15-04); had seven game scoring streak from early November to early December; tied for fourth in power play goals with 4; tied for second in shorthanded goals with 2; second in the conference in shorthanded points with 3 and tied for first in short-handed goals with 2.

Parents: Ritz and Bev





Mike Kirby

Defense

Date of Birth: March 4, 1980
Year: Senior
Height: 5-11 **Weight:** 215
Major: Criminal Justice
Hometown:
 Nanaimo, British Columbia
Last Team: Quesnel Millionaires

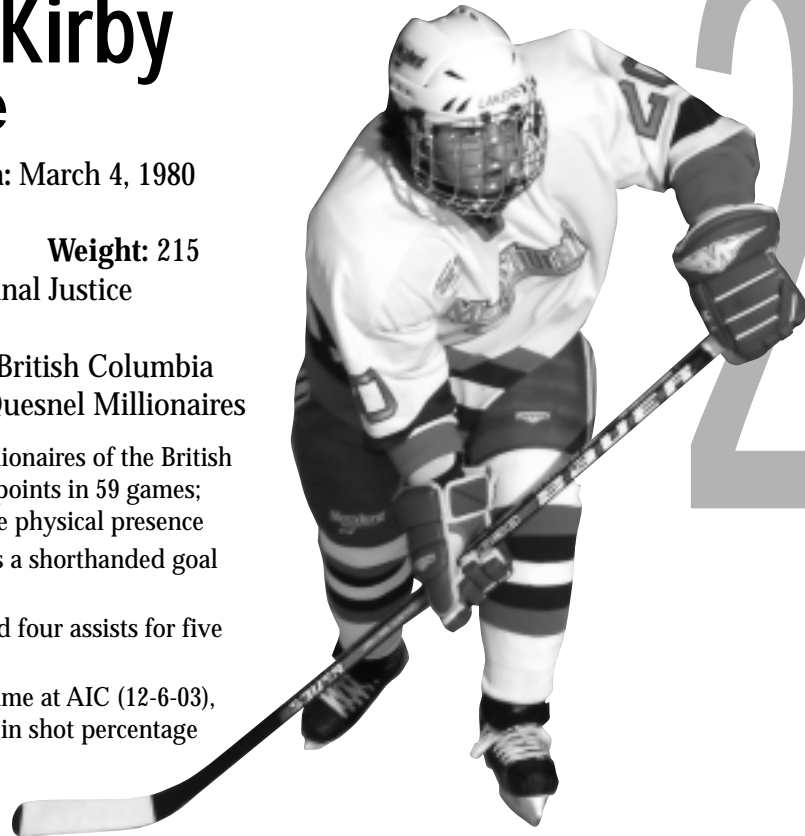
Before Mercyhurst: starred for the Quesnel Millionaires of the British Columbia Hockey League; had 18 goals and 51 points in 59 games; strong two-way defenseman who will add a nice physical presence

2001-02: Played in 20 of 37 games; only goal was a shorthanded goal Nov. 2, 2001, vs Holy Cross.


2002-03: Played in 28 games; scored one goal and four assists for five points.

2003-04: Played in 20 of 36 games; three goals came at AIC (12-6-03), at Army (2-13-04), and vs. Canisius (3-5-04); led in shot percentage (.375, 3 of 8).

Parents: John and Connie



20



T.J. Kemp

Defense

Date of Birth: July 3, 1981
Year: Senior
Height: 5-11 **Weight:** 197
Major: Criminal Justice
Hometown: Pickering, Ontario
Last Team: Nepean Raiders


Before Mercyhurst: scored 14 goals and 51 points for the Nepean Raiders of the Central Junior Hockey League; very good offensive defenseman who sees the ice very well

2001-02: Played in 31 of 37 games; four of six goals were power play goals; three multiple-point games; only game-winning goal came against Quinnipiac Feb. 16, 2002; tied for tenth in the Conference in defensemen scoring; led all MAAC rookies in defensive scoring; second among all of Division I scoring for defensemen rookies; member of MAAC All-Rookie Team.

2002-03: Played in all 37 games; scored eleven goals and sixteen assists for 27 points; led the team with six power play goals; only game winner came against Quinnipiac in the MAAC Championship game; member of MAAC Second Team.

2003-04: Played in 34 of 36 games; eight multiple-point games; led defensemen in points with 26; third in assists (21); tied for third in game-winning goals (2); tied for third in +/- with plus 8; had a goal and assisted on game-winner in 5-4 playoff win over Bentley; tied for first in the conference in defensemen scoring with 17 points, tied for seventh in power play points with 10, and tied for tenth in assists with 14; First Team Atlantic Hockey selection and named the conference's best defenseman.

Parents: Gail and Bob



21



Ben Cottreau Forward

Date of Birth: April 4, 1985
Year: Freshman
Height: 5-11 **Weight:** 210
Major: Pre-Major
Hometown: Toronto, Ontario
Last Team: Markam Waxers

Before Mercyhurst: Led the Provincial League in points with 93, totaled 43 goals in 43 games for the Markham Waxers Jr. A; strong, skilled power forward
Parents: Lou and Gunda



22



Conrad Martin Defense

Date of Birth: October 25, 1982
Year: Junior
Height: 6-2 **Weight:** 215
Major: Business
Hometown: Toronto, Ontario
Last Team: Wexford Raiders

Before Mercyhurst: Played hockey and soccer. Was team captain of the Wexford Raiders in the Ontario Provincial A league where he led his team to a South Conference title.

2002-03: Played in all 37 games; scored three goals and six assists for nine points; member of MAAC All-Rookie Team.

2003-04: Played in 33 of 36 games; two multiple-point games; only goals came against Holy Cross (11-15-03) and at Clarkson (1-3-04); tied for third in the conference in shorthanded points with two; led team in +/- with +15.

Parents: Christopher and Deborah



24



Mike Pochatek

Forward

Date of Birth: August 8, 1982
Year: Junior
Height: 6-1 **Weight:** 211
Major: Forensic Science
Hometown: Berea, OH
Last Team: Cleveland Barons



25

Before Mercyhurst: Played two years for the Cleveland Junior Barons; also was a three-year letterman in baseball

2002-03: Played in three games and scored no points.

2003-04: Played in 23 of 36 games including the last 21 straight; scored first and only collegiate goal against Quinnipiac (1-31-04); on multiple-point game at AIC (12-6-03).

Parents: Mike and Marie



Matt Warren

Forward

Date of Birth: June 10, 1983
Year: Freshman
Height: 6-1 **Weight:** 170
Major: Pre-Major
Hometown: Gatineau, Quebec
Last Team: Pembroke Lumber Kings



26

Before Mercyhurst: Finished second in the CJHL in scoring last season with Pembroke, played in 51 games with 38 goals and 41 assists; fast and skilled

Parents: Scott and Dianne



Laker Players



Jamie Hunt Defense

Date of Birth: April 20, 1984
Year: Sophomore
Height: 6-2 **Weight:** 195
Major: Management
Hometown: Calgary, Alberta
Last Team: Calgary Canucks

Before Mercyhurst: Assistant Captain for Junio A Calagary Raiders lacrosse team; Junior A Calgary Canucks 2002-03, stats: played in 63 games with eight goals and 20 assists; 2001-02 stats with the Calgary Buffaloes AAA Midget: played in 36 games with 15 goals and 24 assists
2003-04: Played in 27 of 36 games; five multiple-point games; season highs of three points came against UConn (0-3; 1-13-04) and Bentley (1-2; 2-28-04); goals scored against Cornell (11-29-03), Sacred Heart (2-7-04), and Bentley (2-28-04); tied for first in conference in defenseman scoring with 17 points, tied for sixth in assists with 15, and tied for fifth in freshmen scoring with 17; two-time Atlantic Hockey Freshman of the Week and member of the Atlantic Hockey All Rookie Team.

Parents: Bob and Maggie



Rich Hansen Forward

Date of Birth: March 9, 1981
Year: Senior
Height: 5-11 **Weight:** 180
Major: Business
Hometown: Northport, NY
Last Team: Texas Tornados

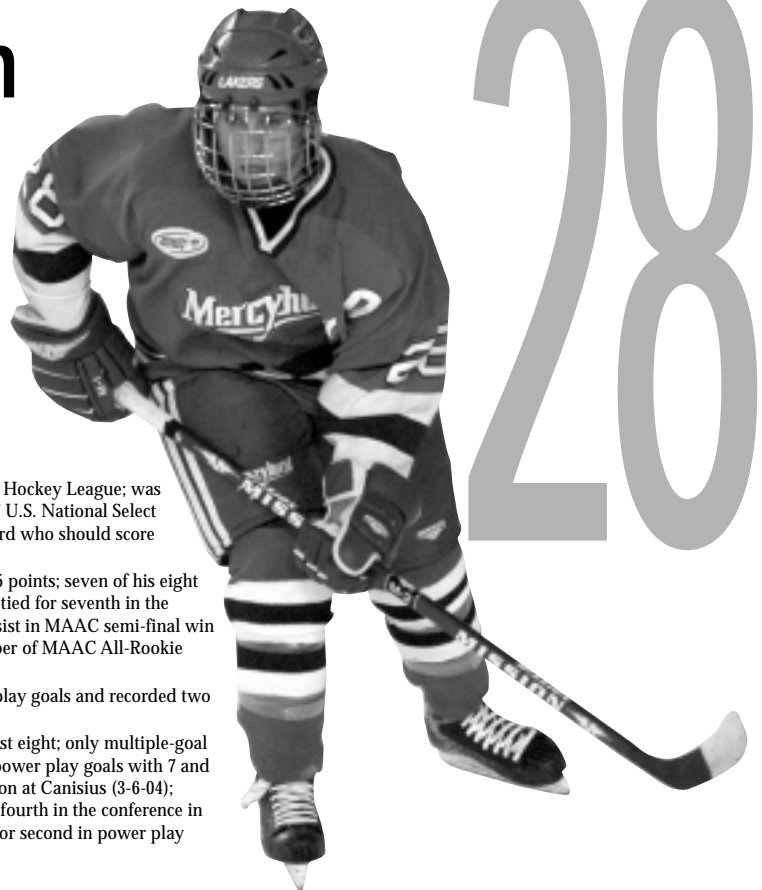
Before Mercyhurst: scored 16 power play goals for the Texas Tornados of the North American Hockey League; was the league's second leading scorer with 30 goals and 47 assists in 77 games; member of the 1997 U.S. National Select 16 team; reunited with former Texas teammate Peter Rynshoven; very crafty playmaking forward who should score a lot of points

2001-02: Played in all 37 games; five multiple-point games; led all freshmen on the team with 25 points; seven of his eight goals were power play goals (second on the team); only game-winning goal came against Iona; tied for seventh in the conference in power play goals (5); tied for third in the Conference in freshmen scoring; had assist in MAAC semi-final win over UConn; scored power play goal in MAAC Championship game against Quinnipiac; member of MAAC All-Rookie Team.

2002-03: Played in all 37 games; scored 15 goals and 21 assists for 36 points; scored five power play goals and recorded two game winners; member of MAAC Second Team.

2003-04: Played in all 36 games; 11 multiple-point games including four of last six and five of last eight; only multiple-goal game came at Bentley (2-28-04); second in assists (24); tied for second in points (36); second in power play goals with 7 and game-winning goals with 3; had a six-game scoring streak snapped in last game of regular season at Canisius (3-6-04); scored game-winning power play goal in conference playoffs against Bentley (3-13-04); tied for fourth in the conference in points with 26, tied for fifth in goals with 11, tied for ninth in game-winning goals with 2, tied for second in power play points with 13, and tied for second in power play goals with 6.

Parents: Rich and Barbara





Andy Franck Goalie

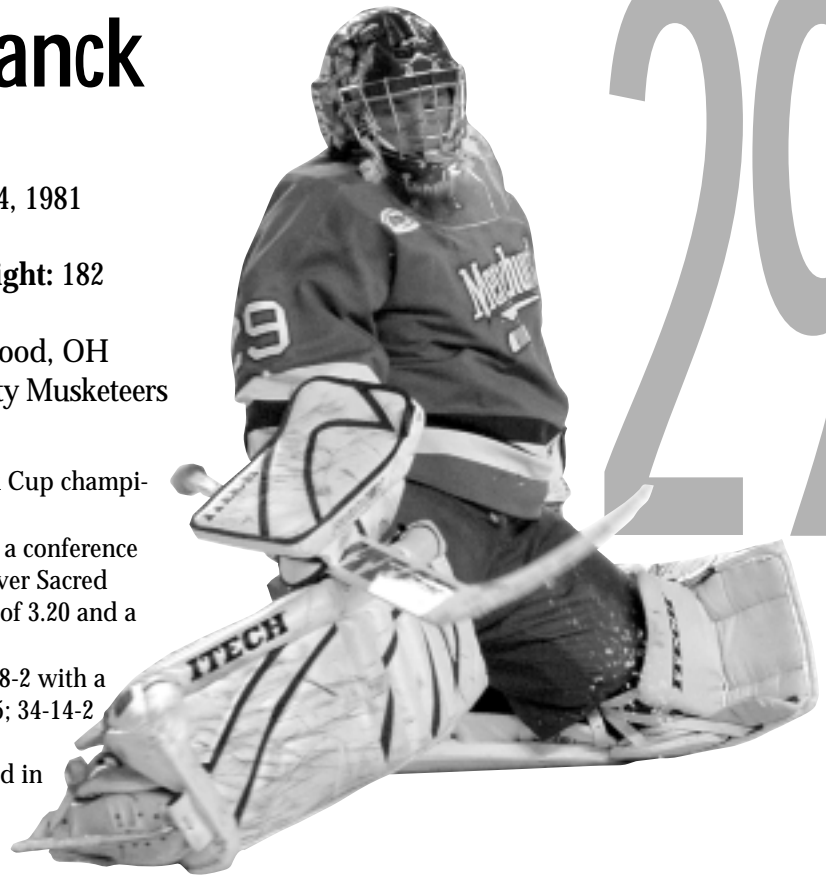
Date of Birth: July 4, 1981
Year: Junior
Height: 6-1 **Weight:** 182
Major: Undecided
Hometown: Lakewood, OH
Last Team: Sioux City Musketeers

Before Mercyhurst: Led Sioux City to the 2001-02 Clark Cup championship in the USHL and was named playoff MVP.


2002-03: Started in 28 games; had a record of 20-6-0 and a conference record of 17-2-0; only shutout came with a 1-0 victory over Sacred Heart on February 15; recorded a goals against average of 3.20 and a save percentage of .906.

2003-04: Played in 27 games and started 25; finished 14-8-2 with a save percentage of .903 and a goals-against-average 3.25; 34-14-2 in career (.700); ninth in the conference in goals against average (3.04), eighth in save percentage (.906), and third in winning percentage (.658); five-time Atlantic Hockey Goaltender of the Week.

Parents: Charles and Teresa



29



Mike Ella Goalie

Date of Birth:
 January 15, 1983
Year: Sophomore
Height: 5-9 **Weight:** 190
Major: Sports Marketing
Hometown:
 Schomberg, Ontario
Last Team: St. Michael's Buzzers

Before Mercyhurst: Participated in both hockey and track and field; played in the Ontario Provincial Junior A Hockey League, 2002-03 stats: played in 40 games with a 2.80 goals-against-average and a .930 save percentage; team MVP

2003-04: Saw no action.

Parents: Art and Patty



35



Opponents

*In Loving Memory
Sister M. Damien
August 20, 2004*



For 20 years she answered the phone, greeted us as we went to class or to our office, called that we received flowers, inquired and prayed for our families, and always was there to cheer us on and cheer us up. Her love of the college and pride in the accomplishments of its students became the Spirit of Mercyhurst. At Laker games, with her coumbell in one hand and holy water in the other, she became a Mercyhurst legend.



WISCONSIN Badgers

(at Wisconsin: October 15 & 16, 8:05pm)

TEAM INFO



Head Coach
Mike Eaves
Alma Mater
Wisconsin '78
Record at School
35-36-12

Office Phone 608-262-3932
2003-2004 Record 22-13-8
Conference Record 14-7-7
Lettermen Returning/Lost 21/8
Rink Kohl Center
Capacity 15,237

GENERAL INFO

Location Madison, WI
Enrollment 40,610
Founded 1848
Colors Cardinal and White
Nickname Badgers
Chancellor John Wiley
AD Barry Alvarez
Conference WCHA
SID Paul Capobianco
Office Phone 608-263-1983
Email phc@athletics.wisc.edu
SID Fax 608-262-8184
Press Box Phone 608-265-4336

2004-2005 SCHEDULE

| | | | | | |
|-------|---------------------|----------|------|---------------------------|---------|
| 10-15 | MERCYHURST | 7:07 pm | 1-01 | FERRIS STATE/ CLARKSON | 7:07 pm |
| 10-16 | MERCYHURST | 7:07 pm | 1-07 | at St. Cloud State | 7:07 pm |
| 10-22 | MICHIGAN TECH | 8:07 pm | 1-08 | at St. Cloud State | 7:07 pm |
| 10-23 | MICHIGAN TECH | 7:07 pm | 1-14 | ALASKA ANCHORAGE | 7:07 pm |
| 10-29 | DENVER | 7:07 pm | 1-15 | ALASKA ANCHORAGE | 7:07 pm |
| 10-30 | DENVER | 7:07 pm | 1-21 | at Notre Dame | 7:05 pm |
| 11-05 | at Minnesota | 7:07 pm | 1-22 | at Notre Dame | 7:05 pm |
| 11-06 | NORTH DAKOTA | 7:07 pm | 2-04 | MINNESOTA | 7:07 pm |
| 11-12 | NORTH DAKOTA | 7:07 pm | 2-05 | MINNESOTA | 7:07 pm |
| 11-13 | NORTH DAKOTA | 7:07 pm | 2-11 | at Denver | 8:37 pm |
| 11-19 | at Alaska Anchorage | 10:07 pm | 2-12 | at Denver | 8:07 pm |
| 11-26 | MICHIGAN STATE | 7:07 pm | 2-18 | COLORADO COLLEGE | 7:07 pm |
| 11-27 | MICHIGAN | 7:07 pm | 2-19 | COLORADO COLLEGE | 7:07 pm |
| 12-03 | MINNESOTA-DULUTH | 7:07 pm | 2-26 | at North Dakota | 3:37 pm |
| 12-04 | MINNESOTA-DULUTH | 7:07 pm | 2-27 | at North Dakota | 3:37 pm |
| 12-10 | at Minnesota State | 7:37 pm | 3-04 | at Minnesota-Duluth | 7:07 pm |
| 12-11 | at Minnesota State | 7:07 pm | 3-05 | at Minnesota-Duluth | 7:07 pm |
| 12-31 | vs. Yale | 7:07 pm | | | |



NEW HAMPSHIRE Wildcats

(at New Hampshire: October 23, 7:00pm)

TEAM INFO



Head Coach
Dick Umile
Alma Mater
New Hampshire '72
Record at School
327-162-49

Office Phone 603-862-1161
2003-2004 Record 20-15-6
Conference Record 10-8-6
Lettermen Returning/Lost 21/9
Rink Towse Rink
Capacity 6,501

GENERAL INFO

Location Durham, NH
Enrollment 13,200
Founded 1866
Colors Blue and White
Nickname Wildcats
President Dr. Ann Weaver Hart
AD Marty Scarano
Conference Hockey East
SID Pete Souris
Office Phone 603-862-0730
Email pete.souris@unh.edu
SID Fax 603-862-3839
Press Box Phone 603-862-0735

2004-2005 SCHEDULE

| | | | | | |
|-------|------------------------|--------|------|--------------------|--------|
| 10-9 | OHIO STATE | 5:00pm | 1-7 | Providence* | 7:00pm |
| 10-10 | ST. LAWRENCE | 5:00pm | 1-8 | PROVIDENCE* | 7:00pm |
| 10-15 | Michigan | 7:00pm | 1-12 | DARTMOUTH | 7:00pm |
| 10-17 | Michigan State | 2:00pm | 1-15 | YALE | 7:00pm |
| 10-23 | MERCYHURST | 7:00pm | 1-21 | MERRIMACK* | 7:00pm |
| 11-5 | BOSTON UNIVERSITY* | 8:00pm | 1-22 | Boston College* | 7:00pm |
| 11-7 | Maine* | 7:00pm | 1-28 | UMass Lowell* | 7:00pm |
| 11-12 | PROVIDENCE* | 7:00pm | 1-29 | UMASS LOWELL* | 7:00pm |
| 11-16 | Merrimack* | 7:00pm | 2-4 | MAINE* | 8:00pm |
| 11-19 | NORTHEASTERN* | 7:00pm | 2-5 | MAINE* | 7:00pm |
| 11-20 | Northeastern* | 7:00pm | 2-11 | MASSACHUSETTS* | 7:00pm |
| 11-23 | UMass Lowell* | 7:00pm | 2-12 | MASSACHUSETTS* | 7:00pm |
| 11-27 | Vermont | 7:00pm | 2-16 | Merrimack* | 7:00pm |
| 12-3 | CLARKSON | 7:00pm | 2-19 | Northeastern* | 7:00pm |
| 12-4 | ST. LAWRENCE | 7:00pm | 2-25 | Boston College* | 7:00pm |
| 12-9 | MASSACHUSETTS* | 7:00pm | 2-27 | BOSTON COLLEGE* | 7:00pm |
| 12-29 | Michigan State | 8:00pm | 3-3 | Boston University* | 7:00pm |
| 12-30 | Michigan/Michigan Tech | 4:30pm | 3-5 | BOSTON UNIVERSITY* | 7:00pm |



ROBERT MORRIS Colonials

(at Mercyhurst: October 26, 7:00pm)

(at Robert Morris: January 9, 4:05pm)

TEAM INFO



Head Coach
Derek Schooley
Alma Mater
Western Michigan '94
Record at School
first year

Office Phone N/A
2003-2004 Record first season
Conference Record N/A
Lettermen Returning/Lost N/A
Rink Island Sports Complex
Capacity 1,000

GENERAL INFO

Location Moon Twp., PA
Enrollment 4,800
Founded 1921
Colors Blue and White
Nickname Colonials
President Dr. Edward A. Nicholson
AD Dr. Susan Hofacre
Conference CHA
SID Ken Baker
Office Phone 412-262-8587
Email baker@rmu.edu
SID Fax 412-262-8557
Press Box Phone N/A

2004-2005 SCHEDULE

| | | | | | |
|-------|------------------------|--------|------|---------------------|--------|
| 10-22 | at Canisius | 7:00pm | 1-9 | MERCYHURST | 4:05pm |
| 10-23 | CANISIUS | 7:35pm | 1-14 | at Bemidji State* | 8:30pm |
| 10-26 | at Mercyhurst | 7:00pm | 1-15 | at Bemidji State* | 8:00pm |
| 10-29 | BENTLEY | 7:35pm | 1-22 | at Wayne State* | 3:05pm |
| 10-30 | BENTLEY | 7:35pm | 1-23 | at Wayne State* | 2:05pm |
| 11-5 | at Alabama-Huntsville* | 5:00pm | 1-28 | NIAGARA* | 7:35pm |
| 11-6 | at Alabama-Huntsville* | 6:00pm | 1-29 | NIAGARA* | 7:35pm |
| 11-12 | WAYNE STATE | 7:35pm | 2-4 | at Air Force* | 9:05pm |
| 11-13 | WAYNE STATE | 7:35pm | 2-5 | at Air Force* | 9:05pm |
| 11-19 | AIR FORCE | 7:35pm | 2-11 | BEMIDJI STATE* | 7:35pm |
| 11-20 | AIR FORCE | 7:35pm | 2-12 | BEMIDJI STATE* | 7:35pm |
| 11-26 | at Rensselaer Polytech | 7:00pm | 2-25 | ALABAMA-HUNTSVILLE* | 7:35pm |
| 11-27 | Sacred Heart | 7:35pm | 2-26 | ALABAMA-HUNTSVILLE* | 7:35pm |
| 12-3 | at Miami (Ohio) | 7:35pm | 3-4 | at Niagara* | 7:05pm |
| 12-4 | at Miami (Ohio) | 7:35pm | 3-5 | at Niagara* | 7:05pm |
| 12-10 | at Quinnipiac | 7:00pm | | | |

Opponents



UNION Dutchmen

(at Union: October 29, 7:0pm)

TEAM INFO



Head Coach
Nate Leaman
Alma Mater
Cortland '97
Record at School
14-17-5

Office Phone 518-388-6570
2003-2004 Record 14-17-5
Conference Record 8-11-3
Lettermen Returning/Lost N/A
Rink Frank L. Messa Rink
Capacity 2,225

GENERAL INFO

Location Schenectady, NY
Enrollment 2,200
Founded 1795
Colors Garnet and White
Nickname Dutchmen
President Roger H. Hull
Interim AD Dwight S. Wolf
Conference ECAC
SID Peter DiSanza
Office Phone 518-388-6377
Email disanzap@union.edu
SID Fax 518-388-6695
Press Box Phone 518-388-8726

2004-2005 SCHEDULE

| | | | | | |
|-------|-----------------------|--------|-------|-----------------|---------|
| 10-15 | at COLORADO COLLEGE | 7:35pm | 12-10 | at WAYNE STATE | 7:00pm |
| 10-16 | at COLORADO COLLEGE | 7:05pm | 12-11 | at WAYNE STATE | 3:05pm |
| 10-22 | BOWLING GREEN | 7:00pm | 1-2 | at UCONN | 3:00pm |
| 10-23 | BOWLING | 7:00pm | 1-7 | VERMONT | 7:00pm* |
| 10-29 | MERCYHURST | 7:00pm | 1-8 | DARTMOUTH | 7:00pm* |
| 10-30 | LOWELL UMass | 7:00pm | 1-14 | CORNELL | 7:00pm* |
| 11-5 | ST. LAWRENCE | 7:00pm | 1-15 | COLGATE | 7:00pm* |
| 11-6 | CLARKSON | 7:00pm | 1-21 | at CLARKSON | 7:00pm* |
| 11-12 | at RPI | 7:00pm | 1-22 | at ST. LAWRENCE | 7:00pm* |
| 11-13 | RPI | 7:00pm | 1-28 | at DARTMOUTH | 7:00pm* |
| 11-19 | at PRINCETON | 7:00pm | 1-29 | at VERMONT | 7:00pm* |
| 11-20 | at YALE | 7:00pm | 2-1 | HARVARD | 7:00pm* |
| 11-27 | Providence Tournament | 4:00pm | 2-4 | HOLY CROSS | 7:00pm* |
| | Merrimack | | 2-11 | BROWN | 7:00pm* |
| 11-28 | Providence Tournament | TBD | 2-18 | at COLGATE | 7:00pm* |
| | Holy Cross | | 2-19 | at CORNELL | 7:00pm* |
| 12-3 | at HARVARD | 7:00pm | 2-25 | YALE | 7:00pm* |
| 12-4 | at BROWN | 7:00pm | 2-26 | PRINCETON | 7:00pm* |



RPI Engineers

(at RPI: October 30, 7:00pm)

TEAM INFO



Head Coach
Dan Fridgen
Alma Mater
Colgate '82
Record at School
183-154-30

Office Phone (518) 276-8535
2003-2004 Record 22-15-2
Conference Record 13-8-1
Lettermen Returning/Lost 20/7
Rink Houston Field House
Capacity 5,217

GENERAL INFO

Location Troy, New York
Enrollment 7,800
Founded 1824
Colors Cherry & White
Nickname Engineers
President Dr. Shirley Ann Jackson
AD Ken Ralph
Conference ECAC
SID Kevin Beattie
Office Phone (518) 276-2187
Email beattk@rpi.edu
SID Fax (518) 276-2188
Press Box Phone (518) 276-2661

2004-2005 SCHEDULE

| | | | | | |
|-------|-----------------------|--------|------|------------------|--------|
| 10-9 | at Merrimack | 5:00pm | 1-1 | at Notre Dame | 7:05pm |
| 10-10 | UConn | TBA | 1-2 | at Notre Dame | 5:05pm |
| 10-16 | UConn | 7:00pm | 1-7 | DARTMOUTH* | 7:00pm |
| 10-19 | at NortheasternBoston | 7:00pm | 1-8 | VERMONT* | 7:00pm |
| 10-23 | at ArmyWest Point | 7:00pm | 1-14 | COLGATE* | 7:00pm |
| 10-29 | UMASS LOWELL | 7:00pm | 1-15 | CORNELL* | 7:00pm |
| 10-30 | MERCYHURST | 7:00pm | 1-21 | at St. Lawrence* | 7:00pm |
| 11-5 | CLARKSON* | 7:00pm | 1-22 | at Clarkson* | 7:00pm |
| 11-6 | ST. LAWRENCE* | 7:00pm | 1-28 | at Vermont* | 7:00pm |
| 11-12 | UNION* | 7:00pm | 1-29 | at Dartmouth* | 7:00pm |
| 11-13 | at Union* | 7:00pm | 2-5 | HOLY CROSS | 7:00pm |
| 11-19 | at Yale* | 7:00pm | 2-11 | HARVARD* | 7:00pm |
| 11-20 | at Princeton* | 7:00pm | 2-12 | BROWN* | 7:00pm |
| 11-26 | ROBERT MORRIS | 7:00pm | 2-18 | at Cornell* | 7:00pm |
| 11-27 | AIR FORCE | TBA | 2-19 | at Colgate* | 7:00pm |
| 12-3 | at Brown* | 7:00pm | 2-25 | PRINCETON* | 7:00pm |
| 12-4 | at Harvard* | 7:00pm | 2-26 | YALE* | 7:00pm |
| 12-11 | BOSTON UNIVERSITY | 7:00pm | | | |



ARMY Black Knights

(at Army: November 5, 7:00pm)

(at Mercyhurst: Febraury 11 & 12, 7:30pm)

TEAM INFO



Head Coach
Brian Riley
Alma Mater
Brown '83
Record at School
first year

Office Phone (845) 938-3711
2003-2004 Record 12-18-3
Conference Record 6-15-3
Lettermen Returning/Lost 15/10
Rink Tate Rink
Capacity 2,648

GENERAL INFO

Location West Point, New York
Enrollment 4,000
Founded 1802
Colors Black, Gold & Grey
Nickname Black Knights
Superintendent Lt. W. J. Lennox Jr.
Interim AD Col. Jim Knowlton
Conference Atlantic Hockey
SID James Zuhlke
Office Phone (845) 938-7197
Email james.zuhlke@usma.edu
SID Fax (845) 446-2556
Press Box Phone (845) 938-5116

2004-2005 SCHEDULE

| | | | | | |
|-------|------------------------|--------|------|------------------------|--------|
| 10-8 | Ryerson | 7:00pm | 1-07 | UConn | 7:00pm |
| 10-9 | Ryerson | 7:00pm | 1-08 | UConn | 7:00pm |
| 10-16 | at Sacred Heart | 5:00pm | 1-14 | at Air Force | TBA |
| 10-22 | at Bentley | 7:30pm | 1-15 | at Air Force | 9:05pm |
| 10-23 | Rensselaer | 7:00pm | 1-21 | at Sacred Heart | 7:00pm |
| 10-29 | at Cornell | 7:00pm | 1-22 | Sacred Heart | 7:00pm |
| 10-30 | at Colgate | 7:00pm | 1-28 | at Quinnipiac | 7:00pm |
| 11-05 | Mercyhurst | 7:00pm | 1-29 | Quinnipiac | 7:00pm |
| 11-06 | Canisius | 7:00pm | 2-05 | RMC | 7:00pm |
| 11-12 | American International | 7:00pm | 2-11 | at Mercyhurst | 7:30pm |
| 11-19 | Holy Cross | 7:00pm | 2-12 | at Mercyhurst | 7:30pm |
| 11-20 | Holy Cross | 7:00pm | 2-18 | Bentley | 7:00pm |
| 11-27 | at Quinnipiac | 7:00pm | 2-19 | Bentley | 7:00pm |
| 12-03 | at Holy Cross | 7:00pm | 2-25 | American International | 7:00pm |
| 12-04 | at UConn | 7:05pm | 2-26 | American International | 7:00pm |
| 12-30 | St. Clair | 7:00pm | 3-04 | at Canisius | 7:00pm |
| | | | 3-05 | at Canisius | TBA |



CONNECTICUT HUSKIES

(at UConn: November 6, 7:05pm)

(at Mercyhurst: Febraury 18 & 19, 7:30pm)

TEAM INFO



Head Coach
Bruce Marshall
Alma Mater
Connecticut Coll. '85
Record at School
234-198-45

Office Phone (860) 486-3072
2003-2004 Record 12-16-7
Conference Record 9-10-5
Lettermen Returning/Lost 23/6
Rink Mark Edward Freitas Ice Forum
Capacity 2,000

GENERAL INFO

Location Storrs, Connecticut
Enrollment 26,629
Founded 1881
Colors National Flag Blue & White
Nickname Huskies
President Dr. Philip E. Austin
AD Jeffrey Hathaway
Conference Atlantic Hockey
SID Jillian Jakuba
Office Phone (860) 486-3531
Email jillian.jakuba@uconn.edu
SID Fax (860) 486-5085
Press Box Phone N/A

2004-2005 SCHEDULE

| | | | | | |
|-------|-----------------------------|-----------|-------|-------------------------|-----------|
| 10-9 | Mareick Stampede | | 12-31 | Consolation | 1:30 p.m. |
| | Nebraska-Omaha | 8:00pm | | Championship | 4:30 p.m. |
| 10-10 | Mareick Stampede | | 1-2 | UNION | 3:00 p.m. |
| | Consolation vs. Rensselaer | TBA | 1-7 | Army* | 7:00 p.m. |
| 10-16 | Rensselaer | 7:00pm | 1-8 | Army* | 7:00 p.m. |
| 10-24 | Massachusetts | 3:00pm | 1-14 | Quinnipiac* | 7:00 p.m. |
| 10-31 | Dartmouth | 7:00pm | 1-15 | QUINNIPIAC | 7:05 p.m. |
| 11-5 | Northeastern | 7:00pm | 1-18 | SACRED HEART | 7:05 p.m. |
| 11-6 | MERCYHURST* | 7:05pm | 1-22 | Yale | 2:00 p.m. |
| 11-12 | Ferris State | 7:30pm | 1-25 | Providence | 7:00 p.m. |
| 11-13 | Ferris State | 7:00pm | 1-28 | AIC* | 7:05 p.m. |
| 11-19 | Canisius* | 7:00pm | 1-29 | American International* | 7:00 p.m. |
| 11-20 | Canisius* | 7:00pm | 2-4 | Sacred Heart* | 7:00 p.m. |
| 11-23 | BENTLEY* | 7:05pm | 2-5 | SACRED HEART | 7:05 p.m. |
| 12-3 | CANISIUS* | 7:05pm | 2-11 | Bentley* | 7:30 p.m. |
| 12-4 | ARMY* | 7:05 p.m. | 2-12 | BENTLEY* | 7:05 p.m. |
| 12-30 | Holy Cross | 7:30 p.m. | 2-15 | HOLY CROSS* | 7:05 p.m. |
| 12-30 | TOYOTA UCONN HOCKEY CLASSIC | | 2-18 | Mercyhurst* | 7:30 p.m. |
| | HOLY CROSS | 4:30 p.m. | 2-19 | Mercyhurst* | 7:30 p.m. |
| 12-31 | TOYOTA UCONN HOCKEY CLASSIC | | 3-1 | American International* | 7:00 p.m. |
| | | | 3-3 | QUINNIPIAC* | 7:05 p.m. |



Opponents



AIC Yellow Jackets

(at AIC: November 13 & December 4, 7:00pm)
(at Mercyhurst: January 15, 7:30pm)

TEAM INFO



Head Coach
Gary Wright
Alma Mater
Vermont '76
Record at School
227-315-34

Office Phone (413) 205-3522
2003-2004 Record 5-25-4
Conference Record 3-17-4
Lettermen Returning/Lost 17/6
Rink Olympia Ice Center
Capacity 2,200

GENERAL INFO

Location Springfield, Massachusetts
Enrollment 1,200
Founded 1885
Colors Black, White & Gold
Nickname Yellow Jackets
President Dr. Harry J. Courniotes
AD Robert E. Burke
Conference Atlantic Hockey
SID Greg Royce
Office Phone (413) 205-3572
Email sid@acad.aic.edu
SID Fax (413) 205-3571
Press Box Phone (413) 205-3930

2004-2005 SCHEDULE

| | | | | | |
|-------|-------------------|--------|------|-------------------|--------|
| 10-15 | at Quinnipiac | 7:00pm | 1-15 | at Mercyhurst * | 7:30pm |
| 10-16 | Air Force | 4:00pm | 1-21 | BENTLEY * | 7:00pm |
| 10-23 | at Sacred Heart * | 5:00pm | 1-22 | at Bentley * | 7:30pm |
| 11-5 | HOLY CROSS* | 7:00pm | 1-28 | at Connecticut * | 7:05pm |
| 11-12 | ARMY * | 7:00pm | 1-29 | CONNECTICUT * | 7:00pm |
| 11-13 | MERCYHURST * | 7:00pm | 2-4 | CANISIUS * | 7:00pm |
| 11-16 | at Holy Cross * | 7:30pm | 2-5 | CANISIUS * | 3:00pm |
| 12-3 | at Bentley * | 7:30pm | 2-11 | at Quinnipiac * | 7:00pm |
| 12-4 | MERCYHURST * | 7:00pm | 2-12 | QUINNIPIAC * | 7:00pm |
| 12-10 | AIR FORCE | 7:00pm | 2-18 | at Sacred Heart * | 7:00pm |
| 12-11 | AIR FORCE | 7:00pm | 2-19 | SACRED HEART * | 7:00pm |
| 1-4 | at Princeton | 7:00pm | 2-25 | at Army * | 7:00pm |
| 1-7 | HOLY CROSS * | 7:00pm | 2-26 | at Army * | 7:00pm |
| 1-12 | at Brown | 7:00pm | 3-3 | CONNECTICUT * | 7:00pm |
| 1-14 | at Canisius * | 3:00pm | 3-5 | at Quinnipiac * | 7:00pm |



UMASS Minutemen

(at UMass: November 14, 3:00pm)

TEAM INFO



Head Coach
Don Cahoon
Alma Mater
Boston Univ. '72
Record at School
54-75-13

Office Phone 413-545-5175
2003-2004 Record 19-12-6
Conference Record 12-9-3
Lettermen Returning/Lost 21/7
Rink William D. Mullins Center
Capacity 8,373

GENERAL INFO

Location Amherst, MA
Enrollment 23,137
Founded 1863
Colors Maroon and White
Nickname Minutemen
President Jack Wilson
AD John McCutcheon
Conference Hockey East
SID TBA
Office Phone 413-545-2439
Email TBA
SID Fax 413-545-1556
Press Box Phone 413-545-6139

2004-2005 SCHEDULE

| | | | | | |
|-------|---|--------|-------|----------------------|--------|
| 10-09 | Clarkson | 7:00pm | 12-09 | at New Hampshire | 7:00pm |
| 10-15 | Minnesota (Nye Frontier Classic) | 9:00pm | 12-11 | Sacred Heart | 7:00pm |
| 10-16 | Canisius (Nye Frontier Classic 3rd-Place Game) | TBA | 12-29 | Princeton | 7:00pm |
| 10-22 | Mass-Lowell | 7:00pm | 12-30 | Nebraska-Omaha | 7:00pm |
| 10-24 | Connecticut | 3:00pm | 01-07 | at UMass Lowell | 7:00pm |
| 10-29 | at Providence | 7:00pm | 01-14 | Maine | 7:00pm |
| 10-30 | Providence | 7:00pm | 01-15 | Maine | 7:00pm |
| 11-05 | Merrimack | 7:00pm | 01-22 | UMass-Lowell | 7:00pm |
| 11-06 | at Merrimack | 7:00pm | 01-27 | Boston College | 7:00pm |
| 11-12 | at Boston College | 7:00pm | 01-28 | at Boston College | 7:00pm |
| 11-14 | Mercyhurst | 3:00pm | 02-03 | at Northeastern | 7:00pm |
| 11-19 | at Maine | 7:00pm | 02-05 | at Merrimack | 7:00pm |
| 11-23 | at Vermont | 7:00pm | 02-11 | at New Hampshire | 7:00pm |
| 11-26 | at Colorado College | 9:35pm | 02-12 | New Hampshire | 7:00pm |
| 11-27 | at Denver | 9:05pm | 02-18 | Boston University | 7:00pm |
| 12-03 | Providence | 7:00pm | 02-19 | at Boston University | 7:00pm |
| 12-04 | Boston University | 7:00pm | 02-26 | at Niagara | 2:00pm |
| | | | 03-04 | Northeastern | 7:00pm |
| | | | 03-05 | at Northeastern | 7:00pm |



COLGATE Raiders

(at Colgate: November 26 & 27, 7:00 pm)

TEAM INFO



Head Coach
Don Vaughan
Alma Mater
St. Lawrence '84
Record at School
179-172-33

Office Phone 315-228-7570
2003-2004 Record 22-12-5
Conference Record 14-6-2
Lettermen Returning/Lost 18/6
Rink Starr Rink
Capacity 2,246

GENERAL INFO

Location Hamilton, NY
Enrollment 2,750
Founded 1819
Colors Maroon, Gray, and White
Nickname Raiders
President Rebecca Chop
AD David Roach
Conference ECAC
SID Kerry Van Malderghem
Office Phone 315-228-7566
Email kvanmalderghem@mail.colgate.edu
SID Fax 315-228-7977
Press Box Phone 315-824-2310

2004-2005 SCHEDULE

| | | | | | |
|-------|-----------------------------------|------------|------|----------------------|------------|
| 10-8 | at Ferris State | 7:35pm | 1-2 | at Denver Tournament | 4:05 (MST) |
| 10-9 | at Ferris State | 7:00pm | | vs. Denver/Air Force | |
| 10-15 | LAKE SUPERIOR STATE | 7:00pm | 1-7 | at Harvard* | 7:00pm |
| 10-16 | LAKE SUPERIOR STATE | 7:00pm | 1-8 | at Brown* | 7:00pm |
| 10-23 | NORTHEASTERN | 7:00pm | 1-14 | at RPI* | 7:00pm |
| 10-29 | SACRED HEART | 7:00pm | 1-15 | at Union* | 7:00pm |
| 10-30 | ARMY | 7:00pm | 1-21 | VERMONT* | 7:00pm |
| 11-5 | BROWN (SILVER PUCK WEEKEND)* | 7:00pm | 1-22 | DARTMOUTH* | 7:00pm |
| 11-6 | HARVARD (SILVER PUCK WEEKEND)* | 7:00pm | 1-28 | ST. LAWRENCE* | 7:00pm |
| 11-12 | at UMass Lowell | 7:00pm | 1-29 | CLARKSON* | 7:00pm |
| 11-19 | at Dartmouth* | 7:00pm | 2-4 | CORNELL* | 7:00pm |
| 11-20 | at Vermont* | 7:00pm | 2-5 | at Cornell* | 7:00pm |
| 11-26 | MERCYHURST | 7:00pm | 2-11 | at Yale* | 7:00pm |
| 11-27 | MERCYHURST | 7:00pm | 2-12 | at Princeton* | 7:00pm |
| 12-3 | PRINCETON* | 7:00pm | 2-18 | UNION* | 7:00pm |
| 12-4 | YALE* | 7:00pm | 2-19 | RPI* | 7:00pm |
| 1-1 | at Denver Tournament | 4:05 (MST) | 2-25 | at Clarkson* | 7:00pm |
| | vs. Northeastern | | 2-26 | at St. Lawrence* | 7:00pm |



SACRED HEART Pioneers

(at Sacred Heart: December 3, 7:00pm)
(at Mercyhurst: March 4 & 5, 7:30pm)

TEAM INFO



Head Coach
Shaun Hannah
Alma Mater
Cornell '94
Record at School
109-118-24

Office Phone (203) 876-2480
2003-2004 Record 14-17-5
Conference Record 12-8-4
Lettermen Returning/Lost 20/4
Rink Milford Ice Pavilion
Capacity 1,000

GENERAL INFO

Location Fairfield, Connecticut
Enrollment 6,200
Founded 1963
Colors Red & White
Nickname Pioneers
President Dr. Anthony Cerna
AD C. Donald Cook
Conference Atlantic Hockey
SID Henry Gargiulo
Office Phone (203) 365-4813
Email h-gargiulo@sacredheart.edu
SID Fax (203) 371-7889
Press Box Phone N/A

2004-2005 SCHEDULE

| | | | | | |
|-------|--------------------------------|---------|------|---------------------------|---------|
| 10-08 | at Vermont | 7:00pm | 1-04 | Holy Cross | 7:00 pm |
| 10-16 | Army | 7:00pm | 1-14 | at Bentley College | 7:30 pm |
| 10-23 | American International | 5:00pm | 1-15 | Bentley College | 7:00 pm |
| 10-24 | at Bentley College | 4:00pm | 1-18 | at Connecticut | 7:00 pm |
| 10-29 | at Colgate | 7:00pm | 1-21 | Army | 7:00 pm |
| 10-30 | at Cornell | 7:00pm | 1-22 | at Army | 7:00 pm |
| 11-05 | at Ohio St | 7:05pm | 1-28 | at St. Cloud | 7:00 pm |
| 11-06 | at Ohio St | 7:05pm | 1-29 | at St. Cloud | 7:00 pm |
| 11-12 | at Canisius | 7:00pm | 2-04 | Connecticut | 7:00 pm |
| 11-13 | at Canisius | 7:00pm | 2-05 | at Connecticut | 7:00 pm |
| 11-23 | Quinnipiac | 7:00pm | 2-11 | at Holy Cross | 7:30 pm |
| 11-26 | at Air Force | 4:00pm | 2-12 | Holy Cross | 5:00 pm |
| 11-27 | at Robert Morris | TBA | 2-18 | American International | 7:00 pm |
| 12-03 | Mercyhurst | 7:00pm | 2-19 | at American International | 7:00 pm |
| 12-04 | Canisius | 7:00pm | 2-25 | at Quinnipiac | 7:00 pm |
| 12-11 | at Massachusetts | 7:00pm | 2-26 | Quinnipiac | 5:00 pm |
| 12-29 | St. Clair College (Exhibition) | 7:00 pm | 3-04 | at Mercyhurst | 7:30 pm |
| | | | 3-05 | at Mercyhurst | 7:30 pm |



CANISIUS Golden Griffins

(at Mercyhurst: December 10, 7:30pm & January 18, 7:00pm)
(at Canisius: December 11, 7:00pm)

TEAM INFO



Head Coach
Brian Cavanaugh
Alma Mater
SUNY Brockport State '76
Record at School
334-299-56

Office Phone (716) 888-2957
2003-2004 Record 10-16-8
Conference Record 9-11-4
Lettermen Returning/Lost 22/6
Rink Buffalo State Sports Arena
Capacity 1,800

GENERAL INFO

Location Buffalo, New York
Enrollment 3,440
Founded 1870
Colors Blue & Gold
Nickname Golden Griffins
President Rev. Vincent M. Cooke, SJ
AD Timothy J. Dillon
Conference Atlantic Hockey
SID Steve Rudnicki
Office Phone (716) 888-3767
Email rudnicks@canisius.edu
SID Fax (716) 888-3178
Press Box Phone (716) 316-7324

2004-2005 SCHEDULE

| | | | | | |
|-------|---|--------|-------|---|--------|
| 10-15 | at Alaska-Anchorage (Nye Frontier Classic) vs. Massachusetts (Nye Frontier Classic) | 12am | 12-18 | University of North Dakota | 8:05pm |
| 10-16 | | TBA | 1-04 | Quinnipiac University | 7:00pm |
| 10-22 | Robert Morris University | 7pm | 1-08 | Niagara University | 3:00pm |
| 10-23 | at Robert Morris University | 7:35pm | 1-14 | AIC | 3:00pm |
| 10-30 | at Wayne State University | 7:05pm | 1-15 | College of the Holy Cross | 3:00pm |
| 10-31 | at Wayne State University | 2:05pm | 1-18 | at Mercyhurst College | 7:00pm |
| 11-05 | at Bentley College | 7:30pm | 1-21 | USA Under-18 National Team (Exhibition) | 7:00pm |
| 11-06 | at U.S. Military Academy | 7pm | 1-22 | USA Under-18 National Team (Exhibition) | 5:00pm |
| 11-12 | Sacred Heart University | 7pm | 1-28 | College of the Holy Cross | 7:30pm |
| 11-13 | Sacred Heart University | 7pm | 1-29 | College of the Holy Cross | 4:00pm |
| 11-19 | University of Connecticut | 7pm | 2-04 | at AIC | 7:00pm |
| 11-20 | University of Connecticut | 7pm | 2-05 | at AIC | 3:00pm |
| 11-27 | at Cornell University | 7pm | 2-18 | at Quinnipiac University | 7:00pm |
| 12-03 | at University of Connecticut | 7:05pm | 19 | at Quinnipiac University | 7:00pm |
| 12-04 | at Sacred Heart University | 7pm | 2-25 | Bentley College | 7:00pm |
| 12-10 | at Mercyhurst College | 7:30pm | 2-26 | Bentley College | 7:00pm |
| 12-11 | Mercyhurst College | 7pm | 3-04 | U.S. Military Academy | 7:00pm |
| 12-17 | University of North Dakota | 8:35pm | 3-05 | U.S. Military Academy | 3:00pm |



BENTLEY Falcons

(at Mercyhurst: January 4, 7:30pm)
(at Bentley: January 28 & 29, 7:30pm)

TEAM INFO



Head Coach
Ryan Soderquist
Alma Mater
Bentley '00
Record at School
26-38-4

Office Phone (781) 891-2492
2003-2004 Record 9-19-4
Conference Record 7-13-4
Lettermen Returning/Lost 25/3
Rink John A. Ryan Arena
Capacity 1,200

GENERAL INFO

Location Waltham, Massachusetts
Enrollment 3,850
Founded 1917
Colors Blue & Gold
Nickname Falcons
President Dr. Joseph G. Morone
AD Robert DeFelice
Conference Atlantic Hockey
SID Peter Zukowski
Office Phone (781) 891-2417
Email pzukowski@bentley.edu
SID Fax (781) 891-2648
Press Box Phone N/A

2004-2005 SCHEDULE


| | | | | | |
|-------|------------------------------|--------|------|------------------------------|--------|
| 10-8 | Wilfrid Laurier (Exib.) Home | 7:30pm | 1-4 | at Mercyhurst | 7:30pm |
| 10-15 | at Air Force (Q Cup) | 4:00pm | 1-14 | Sacred Heart | 7:30pm |
| 10-16 | at Quinnipiac Univ. (Q Cup) | 7:00pm | 1-15 | at Sacred Heart | 7:00pm |
| 10-22 | Army | 7:30pm | 1-21 | at AIC | 7:00pm |
| 10-24 | Sacred Heart | 4:00pm | 1-22 | AIC | 7:30pm |
| 10-29 | at Robert Morris | 7:35pm | 1-25 | at Princeton University | 7:00pm |
| 10-30 | at Robert Morris | 7:35pm | 1-28 | Mercyhurst | 7:30pm |
| 11-5 | Canisius | 7:30pm | 1-29 | Mercyhurst | 7:30pm |
| 11-6 | at Holy Cross | 7:30pm | 2-11 | University of Connecticut | 7:30pm |
| 11-12 | at Bemidji State University | 8:35pm | 2-12 | at University of Connecticut | 7:05pm |
| 11-13 | at Bemidji State University | 8:05pm | 2-18 | at Army | 7:00pm |
| 11-19 | Quinnipiac | 7:30pm | 2-19 | at Army | 7:00pm |
| 11-20 | at Quinnipiac | 7:00pm | 2-25 | at Canisius | 7:00pm |
| 11-23 | at University of Connecticut | 7:05pm | 2-26 | at Canisius | 7:00pm |
| 11-27 | at UMass-Lowell | 2:00pm | 3-4 | at Holy Cross | 7:30pm |
| 12-3 | AIC | 7:30pm | 3-5 | Holy Cross | 7:30pm |
| 12-30 | Quinnipiac | 7:30pm | | | |



QUINNIPIAC Bobcats

(at Mercyhurst: January 5, 7:30pm)
(at Quinnipiac: February 4 & 5, 7:00pm)

TEAM INFO



Head Coach
Rand Pecknold
Alma Mater
Connecticut Coll. '90
Record at School
181-105-28

Office Phone (203) 582-3435
2003-2004 Record 15-14-6
Conference Record 12-6-6
Lettermen Returning/Lost 18/10
Rink Northford Ice Pavillion
Capacity 1,000

GENERAL INFO

Location Hamden, Connecticut
Enrollment 7,000
Founded 1929
Colors Navy & Gold
Nickname Bobcats
President Dr. John L. Lahey
AD Jack McDonald
Conference Atlantic Hockey
SID Michael Kobylanski
Office Phone (203) 582-8625
Email michael.kobylanski@quinnipiac.edu
SID Fax (203) 582-5385
Press Box Phone (203) 484-7592

2004-2005 SCHEDULE

| | | | | | |
|-------|---------------------------------|--------|-------|---------------------------|--------|
| 10-15 | Quinnipiac Cup | 4:00pm | 01-04 | at Canisius | 7:00pm |
| | Bentley vs Air Force | | 01-05 | at Mercyhurst | 7:30pm |
| 10-15 | Quinnipiac Cup-QU vs AIC | 7:00pm | 01-09 | at Maine | 2:00pm |
| 10-16 | Quinnipiac Cup-Consolation | 4:00pm | 01-14 | Uconn | 7:00pm |
| 10-16 | Quinnipiac Cup Final vs Bentley | 7:00pm | 01-15 | at Uconn | 7:00pm |
| 10-23 | at Colorado College | 9:05pm | 01-21 | at Holy Cross | 7:30pm |
| 10-24 | at Air Force | 7:05pm | 01-22 | Holy Cross | 7:00pm |
| 10-30 | at Dartmouth | 7:00pm | 01-28 | Army | 7:00pm |
| 11-12 | at Niagara | 7:05pm | 01-29 | at Army | 7:00pm |
| 11-13 | at Niagara | 7:05pm | 02-04 | Mercyhurst | 7:00pm |
| 11-19 | at Bentley College | 7:30pm | 02-05 | Mercyhurst | 7:00pm |
| 11-20 | Bentley College | 7:00pm | 02-11 | American International | 7:00pm |
| 11-23 | at Sacred Heart | 7:00pm | 02-12 | at American International | 7:00pm |
| 11-27 | Army | 7:00pm | 02-18 | Canisius | 7:00pm |
| 12-05 | at Holy Cross | TBA | 02-19 | Canisius | 7:00pm |
| 12-10 | Robert Morris | 7:00pm | 02-25 | Sacred Heart | 7:00pm |
| 12-11 | Robert Morris | 7:00pm | 02-26 | at Sacred Heart | 5:00pm |
| 12-30 | at Bentley College | 7:00pm | 03-03 | at Uconn | 7:00pm |
| | | | 03-05 | American International | 7:00pm |



HOLY CROSS Crusaders

(at Mercyhurst: January 14, 7:30pm)
(at Holy Cross: February 25, 7:00pm & February 26, 4:00 pm)

TEAM INFO



Head Coach
Paul Pearl
Alma Mater
Holy Cross '89
Record at School
138-124-23

Office Phone (508) 793-2326
2003-2004 Record 22-10-4
Conference Record 17-4-3
Lettermen Returning/Lost 18/8
Rink Hart Center
Capacity 1,400

GENERAL INFO

Location Worcester, Massachusetts
Enrollment 2,700
Founded 1843
Colors Royal Purple
Nickname Crusaders
President Rev. Michael C. McFarland, SJ
AD Richard Regan, Jr.
Conference Atlantic Hockey
SID Rebekah Giordano
Office Phone (508) 793-2583
Email rgjordano@holycross.edu
SID Fax (508) 793-2309
Press Box Phone (508) 793-3978

2004-2005 SCHEDULE

| | | | | | |
|-------|--|--------|-------|--|-------------|
| 10-22 | at Alabama Huntsville | 8:05pm | 12-31 | Brown/Merrimack at Toyota UConn Hockey Classic | 4:30/7:00pm |
| 10-23 | at Alabama Huntsville | 8:05pm | 1-4 | at Sacred Heart* | 7:00pm |
| 10-29 | AIR FORCE | 7:00pm | 1-7 | at American International* | 7:00pm |
| 10-30 | AIR FORCE | 7:00pm | 1-14 | at Mercyhurst* | 7:30pm |
| 11-5 | at American International* | 7:00pm | 1-15 | at Canisius* | 3:00pm |
| 11-6 | BENTLEY* | 7:00pm | 1-21 | QUINNIPIAC* | 7:30pm |
| 11-16 | AIC* | 7:00pm | 1-22 | at Quinnipiac* | 7:00pm |
| 11-19 | at Army* | 7:00pm | 1-28 | CANISIUS* | 7:30pm |
| 11-20 | at Army* | 7:00pm | 1-29 | CANISIUS* | 4:00pm |
| 11-22 | at Boston College | 7:00pm | 2-4 | at Union | 7:00pm |
| 11-27 | at Providence at Coffee Pot Tournament | 7:00pm | 2-5 | at Rensselaer | 7:00pm |
| 11-28 | at Union at Coffee Pot Tournament | TBA | 2-11 | SACRED HEART* | 7:30pm |
| 12-3 | ARMY* | 7:00pm | 2-12 | at Sacred Heart* | 5:00pm |
| 12-5 | QUINNIPIAC* | 7:00pm | 2-15 | at Connecticut* | 7:05pm |
| 12-8 | CONNECTICUT* | 7:30pm | 2-25 | MERCYHURST* | 7:30pm |
| 12-30 | Connecticut at Toyota UConn Hockey Classic | 4:30pm | 2-26 | MERCYHURST* | 4:00pm |
| | | | 3-4 | BENTLEY* | 7:30 p.m |
| | | | 3-5 | at Bentley* | 7:30pm |



Great Moments in Mercyhurst Hockey History



- December 9, 1986: Mercyhurst's Board of Trustees approves elevating men's hockey from club to varsity status starting with the 1987-88 season
- January 20, 1987: Mercyhurst hires Erie's own Fred Lane as its first hockey coach
- May 2, 1988: Mercyhurst hires Rick Gotkin to develop the hockey program on a full-time basis
- February 11, 1991: Mercyhurst climbs to #9 among Division III teams. This marks the first time the hockey team had received such recognition


- March 7, 1991: Mercyhurst wins its first-ever NCAA playoff game by defeating Elmira College 5-4 at Elmira, NY.
- December 8, 1991: Mercyhurst plays its first game before a standing-room-only crowd at the brand new Mercyhurst Ice Center.



- March 5, 1995: Mercyhurst hosts the ECAC West Championships for the first time and wins its first title with a 9-2 win over R.I.T.
- March 17, 1995: Mercyhurst hosts the NCAA Division II Championships for the first time against Bemidji State.
- May, 1995: The hockey team wins the Sister Rita Panciera award. The award is annually given to the Mercyhurst College organization that best exemplifies the values of mercy. The men's team is the first athletic team to be honored.
- May 17, 1996: Former All-American forward Scott Burfoot is among the first athletes inducted into the Athletic Department Hall of Fame. Burfoot's #17 is retired.
- May, 1998: The hockey team is honored by the Erie Achievement Center for its efforts in helping nearly two dozen physically-challenged Erie area youths of all ages to play sled hockey.
- October 29, 1999: Mercyhurst moves to scholarship hockey and plays its first game in the Division I Metro Atlantic Athletic Conference (MAAC) Hockey League.
- March 11, 2000: Mercyhurst wins its first-ever playoff game in the MAAC, defeating defending cham-



- October, 1992: Mercyhurst elevates to a Division II non-scholarship program
- March, 1993: Mercyhurst plays at Bemidji State for the D-II National Championship
- December 13, 1994: The NCAA ranks Mercyhurst #1 in the nation among Division II teams - the highest ranking ever for the men's program.



Mercyhurst Hockey History



Junior goalie Peter Aubry is selected to the West Regional team. Coincidentally, head coach Rick Gotkin becomes the first coach in NCAA history to take the same program to the NCAA playoffs at all three levels and is a finalist for Division I Coach-of-the-Year.



pions Holy Cross 10-3 at the Ice Center.

- March, 2001: Mercyhurst wins the first of three successive MAAC regular season championships.
- March 17, 2001: Mercyhurst defeats Quinnipiac to win its first MAAC Playoff title and becomes the first conference team to qualify for the Division I tournament.
- March 23, 2001: Head Coach Rick Gotkin is named one of 12 finalists for the Spencer Penrose Award, given yearly to the Men's Ice Hockey University Division Coach of the Year. Previously, Gotkin was named MAAC Hockey League Coach of the Year.
- March 24, 2001: Mercyhurst puts a scare into mighty Michigan before bowing 4-3 at the West Regional.

- April, 2001: Head Coach Rick Gotkin is featured in Sports Illustrated's "Faces in the Crowd" segment after becoming the first coach in NCAA history to take the same program to the NCAA playoffs at all three levels (D-I, II, and III).
- April 18, 2001: The men's team is honored by Erie City Council for winning its first MAAC Championship and becoming the first team from Pennsylvania to make the NCAA Division I playoffs.



- May 19, 2001: Former goaltender Gary Bowles is inducted into the Athletic Hall of Fame.
- February 22, 2002: Mercyhurst defeats AIC 5-1 at the Ice Center and remains unbeaten in the MAAC Hockey League for the 2001-02 season at 20-0-3, a conference record.
- March 28, 2003: Mercyhurst advances to the NCAA Division I playoffs for the second time in three years to play eventual national champions, Minnesota.



NCAA Tournament Results

Mercyhurst at Elmira (March 8, 1991, NCAA Division III Quarterfinals) (Game 1)

| Scoring By Period | 1 | 2 | 3 | OT | TOT |
|-------------------|---|---|---|----|-----|
| Mercyhurst | 1 | 2 | 2 | x | 5 |
| Elmira | 0 | 0 | 4 | x | 4 |

GOALS: Winch 3 (SH), Keen, Burfoot (GW)

GOALTENDERS: Bowles, Valenti

| | | |
|------------------|---------------|-----------|
| SHOTS: | Mercyhurst-31 | Elmira-45 |
| PENALTY MINUTES: | Mercyhurst-64 | Elmira-20 |

Mercyhurst at Elmira (March 9, 1991, NCAA Division III Quarterfinals) (Game 2)

| Scoring By Period | 1 | 2 | 3 | OT | TOT |
|-------------------|---|---|---|----|-----|
| Mercyhurst | 5 | 0 | 1 | x | 6 |
| Elmira | 1 | 4 | 2 | x | 7 |

GOALS: Burfoot 2, Keen 2, Winch, Tom DeCoteau (PP)

GOALTENDER: Bowles

| | | |
|------------------|---------------|-----------|
| SHOTS: | Mercyhurst-37 | Elmira-49 |
| PENALTY MINUTES: | Mercyhurst-32 | Elmira-14 |

Mercyhurst at Elmira (March 9, 1991, NCAA Division III Quarterfinals)

(Mini-game)

| Scoring By Period | 1 | 2 | 3 | OT | TOT |
|-------------------|---|---|---|----|-----|
| Mercyhurst | 1 | x | x | 0 | 1 |
| Elmira | 1 | x | x | 1 | 2 |

GOAL: Gushie

GOALTENDER: Bowles

| | | |
|------------------|--------------|-----------|
| SHOTS: | Mercyhurst-7 | Elmira-15 |
| PENALTY MINUTES: | Mercyhurst-2 | Elmira-2 |

ELMIRA DEFEATS MERCYHURST 2 GAMES TO 1.

Mercyhurst at Bemidji State (March 19, 1993, NCAA Division II Finals) (Game 1)

| Scoring By Period | 1 | 2 | 3 | OT | TOT |
|-------------------|---|---|---|----|-----|
| Mercyhurst | 2 | 0 | 4 | x | 6 |
| Bemidji State | 5 | 5 | 0 | x | 10 |

GOALS: Gushie (PP), McKinnon (PP), Bohun (SH), Madia, Gauthier, Jon Johnson

GOALTENDERS: Barber, Pellizzari

| | | |
|------------------|---------------|------------------|
| SHOTS: | Mercyhurst-32 | Bemidji State-39 |
| PENALTY MINUTES: | Mercyhurst-33 | Bemidji State-38 |

Mercyhurst at Bemidji State (March 20, 1993, NCAA Division II Finals) (Game 2)

| Scoring By Period | 1 | 2 | 3 | OT | TOT |
|-------------------|---|---|---|----|-----|
| Mercyhurst | 0 | 0 | 0 | x | 0 |
| Bemidji State | 3 | 1 | 1 | x | 5 |

GOALS: None

GOALTENDER: Pellizzari

| | | |
|------------------|---------------|------------------|
| SHOTS: | Mercyhurst-23 | Bemidji State-49 |
| PENALTY MINUTES: | Mercyhurst-59 | Bemidji State-38 |



1993 NCAA Finals



2003 NCAA Playoffs

Bemidji State at Mercyhurst (March 17, 1995, NCAA Division II Finals) (Game 1)

| Scoring By Period | 1 | 2 | 3 | OT | TOT |
|-------------------|---|---|---|----|-----|
| Mercyhurst | 1 | 0 | 1 | x | 2 |
| Bemidji State | 3 | 1 | 2 | x | 6 |

GOALS: Tremblay, Proud

GOALTENDER: Barber

| | | |
|------------------|---------------|------------------|
| SHOTS: | Mercyhurst-30 | Bemidji State-25 |
| PENALTY MINUTES: | Mercyhurst-42 | Bemidji State-48 |

Bemidji State at Mercyhurst (March 18, 1995, NCAA Division II Finals) (Game 2)

| Scoring By Period | 1 | 2 | 3 | OT | TOT |
|-------------------|---|---|---|----|-----|
| Mercyhurst | 1 | 2 | 1 | x | 4 |
| Bemidji State | 1 | 0 | 4 | x | 5 |

GOALS: Proud (PP), Johnson, Evangelista, C. MacDonald

GOALTENDER: Barber

| | | |
|------------------|---------------|------------------|
| SHOTS: | Mercyhurst-34 | Bemidji State-22 |
| PENALTY MINUTES: | Mercyhurst-30 | Bemidji State-44 |

BEMIDJI STATE DEFEATS MERCYHURST 2 GAMES TO 0.

Michigan vs Mercyhurst (March 24, 2001, NCAA Division I First Round West Regional at Grand Rapids, Mich.)

| Scoring By Period | 1 | 2 | 3 | OT | TOT |
|-------------------|---|---|---|----|-----|
| Mercyhurst | 2 | 0 | 1 | x | 3 |
| Michigan | 2 | 0 | 2 | x | 4 |

GOALS: Muldoon, Olsen, Tackaberry

GOALTENDER: Aubry

| | | |
|------------------|---------------|-------------|
| SHOTS: | Mercyhurst-24 | Michigan-51 |
| PENALTY MINUTES: | Mercyhurst-14 | Michigan-12 |

Minnesota vs Mercyhurst (March 28, 2003, NCAA Division I First Round West Regional at Minneapolis, Minn.)

| Scoring By Period | 1 | 2 | 3 | OT | TOT |
|-------------------|---|---|---|----|-----|
| Mercyhurst | 0 | 0 | 2 | x | 2 |
| Minnesota | 3 | 5 | 1 | x | 9 |

GOALS: Wrigley, Reynolds

GOALTENDER: Franck

| | | |
|------------------|---------------|--------------|
| SHOTS: | Mercyhurst-18 | Minnesota-56 |
| PENALTY MINUTES: | Mercyhurst-8 | Minnesota-8 |

NCAA Tournament Statistics

| NAME | GP | G | A | PTS | PPG | SHG | GWG | PIM |
|------------------|----|---|---|-----|-----|-----|-----|-----|
| Scott Burfoot | 3 | 3 | 3 | 6 | 0 | 0 | 1 | 2 |
| Mick Keen | 3 | 3 | 2 | 5 | 0 | 0 | 0 | 0 |
| Troy Winch | 3 | 4 | 1 | 5 | 0 | 1 | 0 | 14 |
| Tom DeCoteau | 5 | 1 | 2 | 3 | 1 | 0 | 0 | 18 |
| Jon Johnson | 4 | 2 | 1 | 3 | 0 | 0 | 0 | 32 |
| Craig MacDonald | 4 | 1 | 2 | 3 | 0 | 0 | 0 | 4 |
| Rob Madia | 2 | 1 | 2 | 3 | 0 | 0 | 0 | 2 |
| Kevin McKinnon | 4 | 1 | 2 | 3 | 1 | 0 | 0 | 20 |
| Andrew Moir | 5 | 0 | 3 | 3 | 0 | 0 | 0 | 6 |
| Justin Proud | 4 | 2 | 1 | 3 | 1 | 0 | 0 | 14 |
| John Tsakanikas | 4 | 0 | 3 | 3 | 0 | 0 | 0 | 8 |
| Bryce Bohun | 4 | 1 | 1 | 2 | 0 | 1 | 0 | 0 |
| John Evangelista | 2 | 1 | 1 | 2 | 0 | 0 | 0 | 2 |
| Ken Gushie | 5 | 2 | 0 | 2 | 1 | 0 | 0 | 24 |
| Mike Holyk | 3 | 0 | 2 | 2 | 0 | 0 | 0 | 2 |
| Adam Tackaberry | 2 | 1 | 1 | 2 | 1 | 0 | 0 | 0 |
| Dave Borrelli | 1 | 0 | 1 | 1 | 0 | 0 | 0 | 0 |
| Trevor Brandt | 2 | 0 | 1 | 1 | 0 | 0 | 0 | 2 |
| Kevin Gauthier | 5 | 1 | 0 | 1 | 0 | 0 | 0 | 2 |
| Jeff Gould | 1 | 0 | 1 | 1 | 0 | 0 | 0 | 0 |
| Louis Goulet | 1 | 0 | 1 | 1 | 0 | 0 | 0 | 0 |
| Trevor Hunt | 4 | 0 | 1 | 1 | 0 | 0 | 0 | 4 |
| Kurt Johnson | 3 | 0 | 1 | 1 | 0 | 0 | 0 | 2 |
| Randy LaGue | 5 | 0 | 1 | 1 | 0 | 0 | 0 | 0 |
| Chris Morgan | 2 | 0 | 1 | 1 | 0 | 0 | 0 | 6 |
| Mike Muldoon | 2 | 1 | 0 | 1 | 1 | 0 | 0 | 2 |
| Brad Olsen | 1 | 1 | 0 | 1 | 0 | 0 | 0 | 0 |
| Scott Reynolds | 1 | 1 | 0 | 1 | 1 | 0 | 0 | 0 |
| Adam Rivers | 2 | 0 | 1 | 1 | 0 | 0 | 0 | 4 |
| Jody Robinson | 1 | 0 | 1 | 1 | 0 | 0 | 0 | 2 |
| Greg Snetsinger | 2 | 0 | 1 | 1 | 0 | 0 | 0 | 0 |
| Stephan Tremblay | 2 | 1 | 0 | 1 | 0 | 0 | 0 | 4 |
| David Wrigley | 1 | 1 | 0 | 1 | 1 | 0 | 0 | 2 |

| NAME | GP | G | A | PTS | PPG | SHG | GWG | PIM |
|-------------------|----------|-----------|-----------|------------|-----------|----------|----------|------------|
| Scott Barber | 3 | 0 | 0 | 0 | 0 | 0 | 0 | 0 |
| Gary Bowles | 3 | 0 | 0 | 0 | 0 | 0 | 0 | 12 |
| Preston Briggs | 1 | 0 | 0 | 0 | 0 | 0 | 0 | 2 |
| Nolan Brown | 2 | 0 | 0 | 0 | 0 | 0 | 0 | 2 |
| Scott Cannam | 2 | 0 | 0 | 0 | 0 | 0 | 0 | 0 |
| Paul Capizzano | 2 | 0 | 0 | 0 | 0 | 0 | 0 | 0 |
| Mike Carter | 2 | 0 | 0 | 0 | 0 | 0 | 0 | 0 |
| Mark Chambers | 2 | 0 | 0 | 0 | 0 | 0 | 0 | 2 |
| Ian Crockford | 2 | 0 | 0 | 0 | 0 | 0 | 0 | 2 |
| Shaun Cyr | 3 | 0 | 0 | 0 | 0 | 0 | 0 | 14 |
| Bill DeCoteau | 3 | 0 | 0 | 0 | 0 | 0 | 0 | 4 |
| Pat Doran | 3 | 0 | 0 | 0 | 0 | 0 | 0 | 12 |
| Seth Greenberg | 3 | 0 | 0 | 0 | 0 | 0 | 0 | 4 |
| Rick Gignac | 3 | 0 | 0 | 0 | 0 | 0 | 0 | 10 |
| Rich Hansen | 1 | 0 | 0 | 0 | 0 | 0 | 0 | 0 |
| Erik Johnson | 1 | 0 | 0 | 0 | 0 | 0 | 0 | 0 |
| Dan Larmer | 1 | 0 | 0 | 0 | 0 | 0 | 0 | 0 |
| Dave Lewis | 3 | 0 | 0 | 0 | 0 | 0 | 0 | 2 |
| T.J. Kemp | 1 | 0 | 0 | 0 | 0 | 0 | 0 | 0 |
| Jamie King | 1 | 0 | 0 | 0 | 0 | 0 | 0 | 0 |
| Scott MacDonald | 4 | 0 | 0 | 0 | 0 | 0 | 0 | 0 |
| Conrad Martin | 1 | 0 | 0 | 0 | 0 | 0 | 0 | 2 |
| Joel Montminy | 1 | 0 | 0 | 0 | 0 | 0 | 0 | 0 |
| Scott Patterson | 3 | 0 | 0 | 0 | 0 | 0 | 0 | 2 |
| Mike Pattison | 2 | 0 | 0 | 0 | 0 | 0 | 0 | 0 |
| Mirko Pellizzari | 2 | 0 | 0 | 0 | 0 | 0 | 0 | 0 |
| Shane Relihan | 1 | 0 | 0 | 0 | 0 | 0 | 0 | 0 |
| Marty Rychley | 2 | 0 | 0 | 0 | 0 | 0 | 0 | 0 |
| Peter Rynshoven | 2 | 0 | 0 | 0 | 0 | 0 | 0 | 2 |
| Colin Strom | 2 | 0 | 0 | 0 | 0 | 0 | 0 | 2 |
| Art Thomas | 2 | 0 | 0 | 0 | 0 | 0 | 0 | 0 |
| Steve Torriero | 2 | 0 | 0 | 0 | 0 | 0 | 0 | 2 |
| Brian Vail | 3 | 0 | 0 | 0 | 0 | 0 | 0 | 0 |
| Ralph Valenti | 1 | 0 | 0 | 0 | 0 | 0 | 0 | 0 |
| Tom Viola | 2 | 0 | 0 | 0 | 0 | 0 | 0 | 14 |
| Bench | 9 | | | | | | | 4 |
| MERCYHURST | 9 | 29 | 38 | 67 | 8 | 2 | 1 | 282 |
| OPPONENTS | 9 | 52 | 70 | 122 | 15 | 3 | 8 | 224 |

Statistics by Period

Scoring

| | 1 | 2 | 3 | OT | TOTAL | AVG |
|------------|----|----|----|----|-------|------|
| Mercyhurst | 13 | 4 | 12 | 0 | 29 | 3.22 |
| Opponents | 19 | 16 | 16 | 1 | 52 | 5.78 |

Shots

| | 1 | 2 | 3 | OT | TOTAL | AVG |
|------------|-----|-----|-----|----|-------|-------|
| Mercyhurst | 78 | 79 | 79 | 2 | 236 | 26.22 |
| Opponents | 104 | 116 | 124 | 7 | 351 | 39.00 |




Mercyhurst hosted the 1995 finals

Special Teams Overall

| | |
|------------|---|
| Mercyhurst | Power Play 8 of 56 (14.3) |
| Opponents | 15 of 64 (23.4) |
| Mercyhurst | Penalty Killing 49 of 64 (76.6) |
| Opponents | 48 of 56 (85.7) |

Goaltending Statistics

| NO | NAME | GP | MIN | GA | EN | SVS | % | GAA | W-L |
|-------------------|------------------|----------|---------------|-----------|----------|------------|-------------|-------------|------------|
| 35 | Gary Bowles | 3 | 131:42 | 11 | 0 | 80 | 87.9 | 5.01 | 1-2 |
| 30 | Scott Barber | 3 | 119:47 | 12 | 1 | 37 | 75.5 | 6.01 | 0-2 |
| 29 | Mirko Pellizzari | 2 | 117:23 | 13 | 0 | 72 | 84.7 | 6.64 | 0-2 |
| 31 | Ralph Valenti | 1 | 12:40 | 2 | 0 | 16 | 88.9 | 9.47 | 0-0 |
| 30 | Peter Aubry | 1 | 59:07 | 4 | 0 | 47 | 92.1 | 4.06 | 0-1 |
| 29 | Andy Franck | 1 | 60:00 | 9 | 0 | 47 | 83.9 | 9.00 | 0-1 |
| MERCYHURST | | 9 | 500:39 | 51 | 1 | 299 | 85.4 | 6.11 | 1-8 |
| OPPONENTS | | 9 | 503:05 | 29 | 0 | 207 | 87.7 | 3.46 | 8-1 |





Laker History



MAAC Tournament Results

Mercyhurst vs Holy Cross (March 11, 2000, MAAC Quarterfinals at Mercyhurst)

| Scoring By Period | 1 | 2 | 3 | OT | TOT |
|-------------------|---|---|---|----|-----|
| Mercyhurst | 2 | 6 | 2 | x | 10 |
| Holy Cross | 1 | 1 | 1 | x | 3 |

GOALS: Goulet 2 (PP), McMonagle 2, Hiscock 2, Robinson (GW), Rychley, Koshman, Zakusilo

GOALTENDER: Stevens

SHOTS: Mercyhurst-36 Holy Cross-27

PENALTY MINUTES: Mercyhurst-8 Holy Cross-4

Mercyhurst at Connecticut (March 16, 2000, MAAC Semifinals at UConn)

| Scoring By Period | 1 | 2 | 3 | OT | TOT |
|-------------------|---|---|---|----|-----|
| Mercyhurst | 0 | 0 | 0 | x | 0 |
| Connecticut | 0 | 1 | 1 | x | 2 |

GOALS: None

GOALTENDER: Aubry

SHOTS: Mercyhurst-37 Connecticut-22

PENALTY MINUTES: Mercyhurst-4 Connecticut-8

Fairfield at Mercyhurst (March 15, 2001, MAAC Quarterfinals)

| Scoring By Period | 1 | 2 | 3 | OT | TOT |
|-------------------|---|---|---|----|-----|
| Fairfield | 1 | 2 | 2 | x | 5 |
| Mercyhurst | 2 | 7 | 1 | x | 10 |

GOALS: Tackaberry, Robinson, Ellis, Rychley, McMonagle 2, Rivers (GW), Hiscock 2, Carter

GOALTENDER: Aubry

SHOTS: Mercyhurst-32 Fairfield-25

PENALTY MINUTES: Mercyhurst-12 Fairfield-8

Mercyhurst vs Canisius (March 15, 2001, MAAC Semifinals at UConn)

| Scoring By Period | 1 | 2 | 3 | OT | TOT |
|-------------------|---|---|---|----|-----|
| Canisius | 1 | 0 | 2 | x | 3 |
| Mercyhurst | 1 | 3 | 0 | x | 4 |

GOALS: Gould 2, Carter, Olsen (GW)

SHOTS: Mercyhurst-28 Canisius-32

PENALTY MINUTES: Mercyhurst-18 Canisius-14

Mercyhurst vs Quinnipiac (March 17, 2001, MAAC Finals at UConn)

| Scoring By Period | 1 | 2 | 3 | OT | TOT |
|-------------------|---|---|---|----|-----|
| Quinnipiac | 1 | 2 | 2 | x | 5 |
| Mercyhurst | 3 | 1 | 2 | x | 6 |

GOALS: Goulet, Rivers, Gould (PP), Rynshoven, Ellis, Carter (GW)

SHOTS: Mercyhurst-22 Quinnipiac-32

PENALTY MINUTES: Mercyhurst-8 Quinnipiac-4



2002-2003 MAAC Champions



2000-2001 MAAC Champions

Mercyhurst vs Army (March 9, 2002, MAAC Quarterfinals at Mercyhurst)

| Scoring By Period | 1 | 2 | 3 | OT | TOT |
|-------------------|---|---|---|----|-----|
| Army | 1 | 0 | 0 | x | 1 |
| Mercyhurst | 1 | 1 | 0 | x | 2 |

GOALS: Goulet, Rynshoven (GW)

SHOTS: Mercyhurst-30 Army-22

PENALTY MINUTES: Mercyhurst-38 Army-48

Mercyhurst vs Connecticut (March 14, 2002, MAAC Semifinals at Holy Cross)

| Scoring By Period | 1 | 2 | 3 | OT | TOT |
|-------------------|---|---|---|----|-----|
| Connecticut | 0 | 0 | 0 | x | 0 |
| Mercyhurst | 2 | 1 | 2 | x | 0 |

GOALS: McMonagle (GW), Muldoon (PP), Goulet, Brown, Rynshoven (PP)

SHOTS: Mercyhurst-32 Connecticut-28

PENALTY MINUTES: Mercyhurst-14 Connecticut-8

Mercyhurst vs Quinnipiac (March 16, 2002, MAAC Finals at Holy Cross)

| Scoring By Period | 1 | 2 | 3 | OT | TOT |
|-------------------|---|---|---|----|-----|
| Quinnipiac | 4 | 0 | 2 | x | 6 |
| Mercyhurst | 0 | 0 | 4 | x | 4 |

GOALS: Hansen (PP), Wrigley, Tackaberry (PP), Muldoon

SHOTS: Mercyhurst-42 Quinnipiac-27

PENALTY MINUTES: Mercyhurst-12 Quinnipiac-24

Mercyhurst vs Iona (March 15, 2003, MAAC Quarterfinals at Mercyhurst)

| Scoring By Period | 1 | 2 | 3 | OT | TOT |
|-------------------|---|---|---|----|-----|
| Iona | 2 | 0 | 2 | x | 4 |
| Mercyhurst | 3 | 2 | 0 | x | 5 |

GOALS: Borrelli 2, Wrigley, Kemp, Rynshoven (GW)

SHOTS: Mercyhurst-31 Iona-47

PENALTY MINUTES: Mercyhurst-28 Iona-36

Mercyhurst vs Bentley (March 21, 2003, MAAC Semifinals at Army)

| Scoring By Period | 1 | 2 | 3 | OT | TOT |
|-------------------|---|---|---|----|-----|
| Bentley | 0 | 0 | 2 | x | 2 |
| Mercyhurst | 1 | 6 | 3 | x | 10 |

GOALS: Borrelli 2 (PP), Johnson, Carter (GW), Tackaberry, Wrigley, Rychley 2 (PP), Hiscock, Rynshoven

SHOTS: Mercyhurst-40 Bentley-40

PENALTY MINUTES: Mercyhurst-22 Bentley-10

Mercyhurst vs Quinnipiac (March 23, 2003, MAAC Finals at Army)

| Scoring By Period | 1 | 2 | 3 | OT | TOT |
|-------------------|---|---|---|----|-----|
| Quinnipiac | 2 | 0 | 1 | x | 3 |
| Mercyhurst | 1 | 2 | 1 | x | 4 |

GOALS: Hansen, Wrigley, Carter, Kemp (GW)

SHOTS: Mercyhurst-34 Quinnipiac-30

PENALTY MINUTES: Mercyhurst-12 Quinnipiac-10



MAAC Tournament Statistics

| NAME | GP | G | A | PTS | PPG | SHG | GWG | PIM |
|-------------------|-----------|-----------|-----------|------------|-----------|----------|----------|------------|
| Louis Goulet | 8 | 5 | 11 | 16 | 1 | 1 | 0 | 6 |
| Adam Rivers | 11 | 2 | 12 | 14 | 0 | 0 | 1 | 8 |
| Peter Rynshoven | 9 | 5 | 5 | 10 | 2 | 0 | 2 | 6 |
| Adam Tackaberry | 9 | 3 | 7 | 10 | 1 | 0 | 0 | 6 |
| Mike Carter | 9 | 5 | 4 | 9 | 0 | 0 | 2 | 10 |
| David Wrigley | 6 | 4 | 5 | 9 | 0 | 0 | 0 | 0 |
| Eric Ellis | 5 | 2 | 6 | 8 | 0 | 0 | 0 | 0 |
| Rich Hanson | 6 | 2 | 4 | 6 | 1 | 0 | 0 | 14 |
| P.J. Hiscock | 11 | 5 | 1 | 6 | 0 | 1 | 0 | 6 |
| T.J. Kemp | 6 | 2 | 4 | 6 | 2 | 0 | 1 | 8 |
| Tom McMonagle | 8 | 5 | 1 | 6 | 1 | 0 | 1 | 16 |
| Mike Muldoon | 9 | 2 | 4 | 6 | 1 | 0 | 0 | 8 |
| Marty Rychley | 11 | 4 | 2 | 6 | 1 | 0 | 0 | 22 |
| Dave Borrelli | 3 | 4 | 1 | 5 | 1 | 0 | 0 | 2 |
| Jeff Gould | 5 | 3 | 1 | 4 | 2 | 0 | 0 | 0 |
| Kelly Koshman | 2 | 1 | 3 | 4 | 0 | 0 | 0 | 0 |
| Brad Olsen | 8 | 1 | 3 | 4 | 0 | 0 | 1 | 8 |
| Jody Robinson | 5 | 2 | 2 | 4 | 0 | 0 | 1 | 6 |
| Nolan Brown | 9 | 1 | 2 | 3 | 0 | 0 | 0 | 6 |
| Scott Reynolds | 3 | 0 | 3 | 3 | 0 | 0 | 0 | 0 |
| Mark Chambers | 9 | 0 | 2 | 2 | 0 | 0 | 0 | 4 |
| Jamie King | 9 | 0 | 2 | 2 | 0 | 0 | 0 | 6 |
| Erik Johnson | 3 | 1 | 1 | 2 | 0 | 0 | 0 | 0 |
| Fedor Zakusilo | 2 | 1 | 1 | 2 | 0 | 0 | 0 | 4 |
| Brad McDonald | 3 | 0 | 1 | 1 | 0 | 0 | 0 | 2 |
| Aaron Morrison | 2 | 0 | 1 | 1 | 0 | 0 | 0 | 2 |
| Colin Kirkey | 2 | 0 | 1 | 1 | 0 | 0 | 0 | 0 |
| Marc Varteresian | 8 | 0 | 1 | 1 | 0 | 0 | 0 | 12 |
| R.C. Lyke | 6 | 0 | 1 | 1 | 0 | 0 | 0 | 2 |
| Peter Aubry | 7 | 0 | 0 | 0 | 0 | 0 | 0 | 0 |
| Preston Briggs | 3 | 0 | 0 | 0 | 0 | 0 | 0 | 0 |
| Matt Cifelli | 1 | 0 | 0 | 0 | 0 | 0 | 0 | 0 |
| Paul Colontino | 2 | 0 | 0 | 0 | 0 | 0 | 0 | 0 |
| Mike Kirby | 1 | 0 | 0 | 0 | 0 | 0 | 0 | 0 |
| Conrad Martin | 3 | 0 | 0 | 0 | 0 | 0 | 0 | 6 |
| Mark Stamp | 2 | 0 | 0 | 0 | 0 | 0 | 0 | 0 |
| Ashley Stevens | 1 | 0 | 0 | 0 | 0 | 0 | 0 | 0 |
| BENCH | 11 | | | | | | | 4 |
| MERCYHURST | 11 | 60 | 92 | 152 | 13 | 2 | 9 | 176 |
| OPPONENTS | 11 | 34 | 57 | 91 | 8 | 0 | 2 | 174 |

Goaltending Statistics

| NO | NAME | GP | MIN | GA | EN | SVS | % | GAA | W-L-T |
|-------------------|----------------|---------------|-----------|----------|------------|-------------|-------------|--------------|-------|
| 30 | Peter Aubry | 7 | 377:36 | 20 | 0 | 129 | 86.6 | 3.18 | 5-1-0 |
| 29 | Andy Franck | 3 | 180:00 | 9 | 0 | 108 | 92.3 | 3.00 | 3-0-0 |
| 31 | Matt Cifelli | 1 | 40:56 | 1 | 0 | 17 | 94.4 | 1.47 | 0-1-0 |
| 31 | Ashley Stevens | 1 | 60:00 | 3 | 0 | 24 | 88.9 | 3.00 | 1-0-0 |
| MERCYHURST | 11 | 658:32 | 33 | 1 | 278 | 89.4 | 3.01 | 9-2-0 | |
| OPPONENTS | 11 | 655:25 | 55 | 5 | 304 | 84.7 | 5.03 | 2-9-0 | |



Statistics by Period

Scoring

| | 1 | 2 | 3 | OT |
|-------------------|-----------|-----------|-------------|----------|
| Mercyhurst | 16 | 29 | 15 | 0 |
| Opponents | 13 | 6 | 15 | 0 |
| TOTAL | | | AVG | |
| Mercyhurst | 60 | | 5.45 | |
| Opponents | 34 | | 3.09 | |

Shots

| | 1 | 2 | 3 | OT |
|-------------------|------------|------------|--------------|----------|
| Mercyhurst | 124 | 136 | 104 | 0 |
| Opponents | 102 | 116 | 114 | 0 |
| TOTAL | | | AVG | |
| Mercyhurst | 364 | | 33.09 | |
| Opponents | 332 | | 30.18 | |

Special Teams Overall

| | |
|-------------------|-------------------------|
| Mercyhurst | 13 of 43 (30.2%) |
| Opponents | 8 of 55 (14.6%) |
| Mercyhurst | 47 of 55 (85.4%) |
| Opponents | 30 of 43 (69.8%) |



Tournament Statistics

Mercyhurst vs. Bentley
(March 13, 2004, AH Quarterfinals at Army)

| Scoring By Period | 1 | 2 | 3 | OT | TOT |
|-------------------|---|---|---|----|-----|
| Bentley | 0 | 3 | 1 | x | 4 |
| Mercyhurst | 1 | 1 | 3 | x | 5 |

GOALS: Tackaberry, Kemp, Johnson, Wrigley (PP), Hansen (GW, PP)

SHOTS: Mercyhurst-31 Bentley-24

PENALTY MINUTES: Mercyhurst-26 Bentley-14

Mercyhurst vs. Sacred Heart
(March 14, 2004, AH Semifinals at Army)

| Scoring By Period | 1 | 2 | 3 | OT | TOT |
|-------------------|---|---|---|----|-----|
| Sacred Heart | 1 | 2 | 0 | x | 3 |
| Mercyhurst | 0 | 2 | 0 | x | 2 |

GOALS: Gourgon, Johnson (SH)

SHOTS: Mercyhurst-24 Sacred Heart-30

PENALTY MINUTES: Mercyhurst-19 Sacred Heart-16



ECAC Tournament Results

Mercyhurst at Union (February 27, 1990, ECAC West Quarterfinals)

| Scoring By Period | 1 | 2 | 3 | OT | TOT |
|-------------------|---|---|---|----|-----|
| Mercyhurst | 3 | 1 | 1 | x | 5 |
| Union | 1 | 2 | 1 | x | 4 |

GOALS: Burfoot 3 (SH,GW), Keen (PP), Cyr

GOALTENDER: Bowles

SHOTS: Mercyhurst-35 Union-43
PENALTY MINUTES: Mercyhurst-10 Union-6

Mercyhurst vs Geneseo (March 2, 1990, ECAC West Semifinals at Elmira)

| Scoring By Period | 1 | 2 | 3 | OT | TOT |
|-------------------|---|---|---|----|-----|
| Mercyhurst | 0 | 0 | 2 | x | 2 |
| Geneseo | 0 | 0 | 3 | x | 3 |

GOALS: Patterson, Gignac

GOALTENDER: Bowles

SHOTS: Mercyhurst-31 Geneseo-46
PENALTY MINUTES: Mercyhurst-10 Geneseo-4

Cortland at Mercyhurst (February 26, 1991, ECAC West Quarterfinals)

| Scoring By Period | 1 | 2 | 3 | OT | TOT |
|-------------------|---|---|---|----|-----|
| Mercyhurst | 0 | 3 | 2 | x | 5 |
| Cortland State | 0 | 1 | 1 | x | 2 |

GOALS: Burfoot 2 (PP), Tom DeCoteau (GW), Patterson (PP), Keen (PP)

GOALTENDER: Bowles

SHOTS: Mercyhurst-31 Cortland-27
PENALTY MINUTES: Mercyhurst-22 Cortland-14

Mercyhurst vs R.I.T. (March 1, 1991, ECAC West Semifinals at Elmira)

| Scoring By Period | 1 | 2 | 3 | OT | TOT |
|-------------------|---|---|---|----|-----|
| Mercyhurst | 1 | 1 | 2 | x | 4 |
| R.I.T. | 0 | 0 | 1 | x | 1 |

GOALS: Patterson (GW), Tom DeCoteau (PP), Burfoot, Keen

GOALTENDER: Bowles

SHOTS: Mercyhurst-24 R.I.T.-49
PENALTY MINUTES: Mercyhurst-26 R.I.T.-12

Mercyhurst at Elmira (March 2, 1991, ECAC West Finals)

| Scoring By Period | 1 | 2 | 3 | OT | TOT |
|-------------------|---|---|---|----|-----|
| Mercyhurst | 0 | 2 | 1 | x | 3 |
| Elmira | 2 | 2 | 2 | x | 6 |

GOALS: Gushie (PP), Keen, Winch

GOALTENDER: Bowles

SHOTS: Mercyhurst-36 Elmira-34
PENALTY MINUTES: Mercyhurst-24 Elmira-26

Oswego at Mercyhurst (March 3, 1992, ECAC West Quarterfinals)

| Scoring By Period | 1 | 2 | 3 | OT | TOT |
|-------------------|---|---|---|----|-----|
| Mercyhurst | 2 | 3 | 3 | x | 8 |
| Oswego State | 1 | 1 | 0 | x | 2 |

GOALS: Madia 2 (GW), Tom DeCoteau 2 (PP), Keen 2, Winch, Holyk

GOALTENDER: Pellizzari

SHOTS: Mercyhurst-37 Oswego-32
PENALTY MINUTES: Mercyhurst-22 Oswego-12

Mercyhurst at Elmira (March 6, 1992, ECAC West Semifinals)

| Scoring By Period | 1 | 2 | 3 | OT | TOT |
|-------------------|---|---|---|----|-----|
| Mercyhurst | 1 | 1 | 1 | x | 3 |
| Elmira | 0 | 0 | 0 | x | 0 |

GOALS: Madia (PP, GW), Burfoot, Winch

GOALTENDER: Pellizzari

SHOTS: Mercyhurst-20 Elmira-37
PENALTY MINUTES: Mercyhurst-20 Elmira-20

Mercyhurst vs Plattsburgh (March 7, 1992, ECAC West Finals at Elmira)

| Scoring By Period | 1 | 2 | 3 | OT | TOT |
|-------------------|---|---|---|----|-----|
| Mercyhurst | 1 | 1 | 1 | x | 3 |
| Plattsburgh State | 0 | 3 | 3 | x | 6 |

GOALS: Burfoot 2 (PP), Madia

GOALTENDER: Pellizzari

SHOTS: Mercyhurst-29 Plattsburgh-38
PENALTY MINUTES: Mercyhurst-33 Plattsburgh-18

Mercyhurst vs Canisius (March 5, 1993, ECAC West Semifinals at Elmira)

| Scoring By Period | 1 | 2 | 3 | OT | TOT |
|-------------------|---|---|---|----|-----|
| Mercyhurst | 0 | 1 | 2 | x | 3 |
| Canisius | 3 | 1 | 1 | x | 5 |

GOALS: Madia (PP), McKinnon (PP), Bohun

GOALTENDERS: Barber, Pellizzari

SHOTS: Mercyhurst-37 Canisius-31
PENALTY MINUTES: Mercyhurst-26 Canisius-32

Mercyhurst at Elmira (March 4, 1994, ECAC West Semifinals)

| Scoring By Period | 1 | 2 | 3 | OT | TOT |
|-------------------|---|---|---|----|-----|
| Mercyhurst | 0 | 2 | 1 | x | 3 |
| Elmira | 1 | 2 | 2 | x | 5 |

GOALS: C. MacDonald 2 (2PP), McKinnon (SH)

GOALTENDER: Barber

SHOTS: Mercyhurst-44 Elmira-18
PENALTY MINUTES: Mercyhurst-32 Elmira-28

Elmira at Mercyhurst (March 3, 1995, ECAC West Semifinals)

| Scoring By Period | 1 | 2 | 3 | OT | TOT |
|-------------------|---|---|---|----|-----|
| Mercyhurst | 2 | 2 | 1 | x | 5 |
| Elmira | 2 | 1 | 1 | x | 4 |

GOALS: Bohun 2 (PP), McKinnon 2 (GW), C. MacDonald (PP)

GOALTENDER: Barber

SHOTS: Mercyhurst-36 Elmira-33
PENALTY MINUTES: Mercyhurst-14 Elmira-19

R.I.T. at Mercyhurst (March 5, 1995, ECAC West Finals)

| Scoring By Period | 1 | 2 | 3 | OT | TOT |
|-------------------|---|---|---|----|-----|
| Mercyhurst | 0 | 6 | 3 | x | 9 |
| R.I.T. | 0 | 0 | 2 | x | 2 |

GOALS: Brandt 3(GW), McKinnon (PP), Johnson, C. MacDonald, Evangelista,

Morgan, Pattison

GOALTENDER: Barber

SHOTS: Mercyhurst-45 R.I.T.-30
PENALTY MINUTES: Mercyhurst-16 R.I.T.-12

Mercyhurst vs Canisius (March 1, 1996, ECAC West Semifinals at R.I.T.)

| Scoring By Period | 1 | 2 | 3 | OT | TOT |
|-------------------|---|---|---|----|-----|
| Mercyhurst | 1 | 0 | 1 | x | 2 |
| Canisius | 0 | 2 | 4 | x | 6 |

GOALS: Brandt, McKinnon

GOALTENDERS: Karunakar, Herbolsheimer

SHOTS: Mercyhurst-23 Canisius-33
PENALTY MINUTES: Mercyhurst-14 Canisius-6

Mercyhurst vs Elmira (March 7, 1997, ECAC West Semifinals at R.I.T.)

| Scoring By Period | 1 | 2 | 3 | OT | TOT |
|-------------------|---|---|---|----|-----|
| Mercyhurst | 3 | 0 | 2 | x | 5 |
| Elmira | 2 | 3 | 3 | x | 8 |

GOALS: Brandt, Colantino, Ludeviks, Rawlick, Zakusilo

GOALTENDERS: Herbolsheimer, Karunakar

SHOTS: Mercyhurst-53 Elmira-46
PENALTY MINUTES: Mercyhurst-26 Elmira-26

Mercyhurst vs R.I.T. (March 6, 1998, ECAC West Semifinals at Niagara)

| Scoring By Period | 1 | 2 | 3 | OT | TOT |
|-------------------|---|---|---|----|-----|
| Mercyhurst | 0 | 0 | 0 | X | 0 |
| R.I.T. | 1 | 1 | 1 | X | 3 |

GOALS: None

GOALTENDER: Stevens

SHOTS: Mercyhurst-27 R.I.T.-31
PENALTY MINUTES: Mercyhurst-41 R.I.T.-38

Mercyhurst vs Elmira (March 5, 1999, ECAC West Semifinals at R.I.T.)

| Scoring By Period | 1 | 2 | 3 | OT | TOT |
|-------------------|---|---|---|----|-----|
| Mercyhurst | 2 | 2 | 3 | x | 7 |
| Elmira | 1 | 1 | 2 | x | 4 |

GOALS: Kirkey 2, Ludeviks, Morrison, Stamp (GW), Goulet, Zakusilo

GOALTENDER: Aubry

SHOTS: Mercyhurst-51 Elmira-42
PENALTY MINUTES: Mercyhurst-14 Elmira-6

Mercyhurst vs R.I.T. (March 6, 1999, ECAC West Finals)

| Scoring By Period | 1 | 2 | 3 | OT | TOT |
|-------------------|---|---|---|----|-----|
| Mercyhurst | 1 | 0 | 0 | x | 1 |
| R.I.T. | 1 | 3 | 2 | x | 6 |

GOAL: Goulet

GOALTENDERS: Aubry, Stevens

SHOTS: Mercyhurst-33 R.I.T.-36
PENALTY MINUTES: Mercyhurst-36 R.I.T.-36

ECAC Tournament Statistics

| NAME | GP | G | A | PTS | PPG | SHG | GWG | PIM | NAME | GP | G | A | PTS | PPG | SHG | GWG | PIM |
|------------------|----|---|---|-----|-----|-----|-----|-----|---------------------|-----------|-----------|------------|------------|-----------|----------|----------|------------|
| Scott Burfoot | 8 | 9 | 5 | 14 | 2 | 2 | 1 | 14 | Jody Robinson | 3 | 0 | 1 | 1 | 0 | 0 | 0 | 2 |
| Craig MacDonald | 7 | 4 | 8 | 12 | 3 | 0 | 0 | 8 | Art Thomas | 2 | 0 | 1 | 1 | 0 | 0 | 0 | 0 |
| Troy Winch | 8 | 3 | 9 | 12 | 0 | 0 | 0 | 24 | Stephan Tremblay | 4 | 0 | 1 | 1 | 0 | 0 | 0 | 12 |
| Rob Madia | 4 | 5 | 4 | 9 | 2 | 0 | 2 | 9 | Peter Aubry | 2 | 0 | 0 | 0 | 0 | 0 | 0 | 0 |
| Trevor Brandt | 5 | 5 | 3 | 8 | 0 | 0 | 1 | 6 | Kevin Ayer | 1 | 0 | 0 | 0 | 0 | 0 | 0 | 0 |
| Tom DeCoteau | 8 | 4 | 4 | 8 | 3 | 0 | 1 | 20 | Greg Bakker | 1 | 0 | 0 | 0 | 0 | 0 | 0 | 0 |
| Kevin McKinnon | 5 | 6 | 2 | 8 | 2 | 1 | 1 | 2 | Scott Barber | 4 | 0 | 0 | 0 | 0 | 0 | 0 | 2 |
| Andrew Moir | 9 | 0 | 8 | 8 | 0 | 0 | 0 | 6 | Charlie Blasko | 2 | 0 | 0 | 0 | 0 | 0 | 0 | 0 |
| Bryce Bohun | 5 | 3 | 4 | 7 | 1 | 0 | 0 | 12 | Gary Bowles | 5 | 0 | 0 | 0 | 0 | 0 | 0 | 0 |
| Mick Keen | 8 | 6 | 0 | 6 | 2 | 0 | 0 | 4 | Chris Butts | 1 | 0 | 0 | 0 | 0 | 0 | 0 | 0 |
| Scott Patterson | 5 | 3 | 2 | 5 | 1 | 0 | 1 | 2 | Paul Capizzano | 5 | 0 | 0 | 0 | 0 | 0 | 0 | 0 |
| Mike Pattison | 5 | 1 | 4 | 5 | 0 | 0 | 0 | 6 | Pat Doran | 3 | 0 | 0 | 0 | 0 | 0 | 0 | 12 |
| Kevin Rawlick | 4 | 1 | 4 | 5 | 0 | 0 | 0 | 2 | Jeff Gould | 1 | 0 | 0 | 0 | 0 | 0 | 0 | 0 |
| Shaun Cyr | 8 | 1 | 3 | 4 | 0 | 0 | 0 | 22 | Seth Greenberg | 5 | 0 | 0 | 0 | 0 | 0 | 0 | 0 |
| John Evangelista | 5 | 1 | 3 | 4 | 0 | 0 | 0 | 13 | Chris Herbolsheimer | 3 | 0 | 0 | 0 | 0 | 0 | 0 | 0 |
| Jon Johnson | 4 | 1 | 3 | 4 | 0 | 0 | 0 | 16 | Trevor Hunt | 7 | 0 | 0 | 0 | 0 | 0 | 0 | 4 |
| Fedor Zakusilo | 4 | 2 | 2 | 4 | 0 | 0 | 0 | 12 | Steve Ipri | 2 | 0 | 0 | 0 | 0 | 0 | 0 | 0 |
| Bill DeCoteau | 8 | 0 | 3 | 3 | 0 | 0 | 0 | 4 | Kurt Johnson | 5 | 0 | 0 | 0 | 0 | 0 | 0 | 4 |
| Rick Gignac | 5 | 1 | 2 | 3 | 0 | 0 | 0 | 2 | Avi Karunakar | 2 | 0 | 0 | 0 | 0 | 0 | 0 | 0 |
| Louis Goulet | 2 | 2 | 1 | 3 | 0 | 0 | 0 | 0 | Scott Kehoe | 2 | 0 | 0 | 0 | 0 | 0 | 0 | 0 |
| John Tsakanikas | 5 | 0 | 3 | 3 | 0 | 0 | 0 | 0 | Kelly Koshman | 2 | 0 | 0 | 0 | 0 | 0 | 0 | 2 |
| Bob Atkin | 5 | 0 | 2 | 2 | 0 | 0 | 0 | 2 | Randy LaGue | 9 | 0 | 0 | 0 | 0 | 0 | 0 | 6 |
| Ian Crockford | 4 | 0 | 2 | 2 | 0 | 0 | 0 | 0 | Dan Larmer | 5 | 0 | 0 | 0 | 0 | 0 | 0 | 0 |
| Eric Ellis | 3 | 0 | 2 | 2 | 0 | 0 | 0 | 0 | Tod Lavender | 1 | 0 | 0 | 0 | 0 | 0 | 0 | 2 |
| Ken Gushie | 7 | 1 | 1 | 2 | 1 | 0 | 0 | 8 | Dave Lewis | 5 | 0 | 0 | 0 | 0 | 0 | 0 | 6 |
| Mike Holyk | 7 | 1 | 1 | 2 | 0 | 0 | 0 | 6 | Mike Masse | 4 | 0 | 0 | 0 | 0 | 0 | 0 | 4 |
| Colin Kirkey | 4 | 2 | 0 | 2 | 0 | 0 | 0 | 10 | Mike Massis | 3 | 0 | 0 | 0 | 0 | 0 | 0 | 4 |
| Scott Ludevics | 5 | 2 | 0 | 2 | 0 | 0 | 0 | 4 | Brad McDonald | 2 | 0 | 0 | 0 | 0 | 0 | 0 | 2 |
| Scott MacDonald | 5 | 0 | 2 | 2 | 0 | 0 | 0 | 6 | Joel Montminy | 3 | 0 | 0 | 0 | 0 | 0 | 0 | 4 |
| Aaron Morrison | 4 | 1 | 1 | 2 | 0 | 0 | 0 | 14 | Dave Murphy | 2 | 0 | 0 | 0 | 0 | 0 | 0 | 2 |
| Greg Snetsinger | 5 | 0 | 2 | 2 | 0 | 0 | 0 | 2 | Ryan Murphy | 1 | 0 | 0 | 0 | 0 | 0 | 0 | 0 |
| Mark Stamp | 2 | 1 | 1 | 2 | 0 | 0 | 1 | 2 | Mirko Pellizzari | 4 | 0 | 0 | 0 | 0 | 0 | 0 | 0 |
| Steve Torriero | 3 | 0 | 2 | 2 | 0 | 0 | 0 | 2 | Justin Proud | 7 | 0 | 0 | 0 | 0 | 0 | 0 | 2 |
| Tony Borgford | 4 | 0 | 1 | 1 | 0 | 0 | 0 | 14 | Matt Sciarino | 2 | 0 | 0 | 0 | 0 | 0 | 0 | 0 |
| Scott Cannam | 2 | 0 | 1 | 1 | 0 | 0 | 0 | 0 | Ashley Stevens | 2 | 0 | 0 | 0 | 0 | 0 | 0 | 0 |
| Paul Caluori | 2 | 0 | 1 | 1 | 0 | 0 | 0 | 2 | Colin Strom | 3 | 0 | 0 | 0 | 0 | 0 | 0 | 0 |
| Russ Ciesielski | 2 | 0 | 1 | 1 | 0 | 0 | 0 | 4 | Brian Vail | 3 | 0 | 0 | 0 | 0 | 0 | 0 | 0 |
| Paul Colontino | 2 | 1 | 0 | 1 | 0 | 0 | 0 | 4 | Marc Varteressian | 1 | 0 | 0 | 0 | 0 | 0 | 0 | 0 |
| Kevin Gauthier | 8 | 0 | 1 | 1 | 0 | 0 | 0 | 12 | Jeff Veitch | 2 | 0 | 0 | 0 | 0 | 0 | 0 | 0 |
| Oto Hlincik | 3 | 0 | 1 | 1 | 0 | 0 | 0 | 4 | Tom Viola | 1 | 0 | 0 | 0 | 0 | 0 | 0 | 2 |
| Tom McMonagle | 2 | 0 | 1 | 1 | 0 | 0 | 0 | 2 | Bench | 17 | | | | | | | 8 |
| Chris Morgan | 4 | 1 | 0 | 1 | 0 | 0 | 0 | 6 | MERCYHURST | 17 | 68 | 104 | 172 | 17 | 2 | 8 | 376 |
| Brad Olsen | 2 | 0 | 1 | 1 | 0 | 0 | 0 | 4 | OPPONENTS | 17 | 67 | 100 | 167 | 21 | 1 | 9 | 317 |

Goaltending Statistics

| NO | NAME | GP | MIN | GA | EN | SVS | % | GAA | W-L-T |
|-------------------|---------------------|----------------|-----------|----------|------------|-------------|-------------|--------------|-------|
| 29 | Mirko Pellizzari | 4 | 232:08 | 10 | 1 | 123 | 92.5 | 2.58 | 2-2-0 |
| 31 | Ashley Stevens | 2 | 84:04 | 4 | 1 | 39 | 90.7 | 2.85 | 0-1-0 |
| 35 | Gary Bowles | 5 | 299:19 | 16 | 0 | 183 | 92.0 | 3.21 | 3-2-0 |
| 30 | Scott Barber | 4 | 182:02 | 12 | 0 | 69 | 85.2 | 3.95 | 2-1-0 |
| 35 | Peter Aubry | 2 | 95:00 | 8 | 0 | 57 | 87.7 | 5.05 | 1-1-0 |
| 35 | Chris Herbolsheimer | 3 | 90:48 | 9 | 1 | 51 | 85.0 | 5.95 | 0-1-0 |
| 1 | Avi Karunakar | 2 | 31:40 | 4 | 1 | 17 | 81.0 | 7.58 | 0-1-0 |
| MERCYHURST | 17 | 1015:01 | 63 | 4 | 539 | 89.2 | 3.84 | 8-9-0 | |
| OPPONENTS | 17 | 1016:36 | 68 | 0 | 524 | 88.5 | 4.01 | 9-8-0 | |

Statistics by Period

Scoring

| | 1 | 2 | 3 | OT | TOTAL | AVG |
|------------|----|----|----|----|-------|------|
| Mercyhurst | 17 | 25 | 26 | 0 | 68 | 4.00 |
| Opponents | 15 | 23 | 29 | 0 | 67 | 3.94 |

Shots

| | 1 | 2 | 3 | OT | TOTAL | AVG |
|------------|-----|-----|-----|----|-------|-------|
| Mercyhurst | 199 | 181 | 212 | 0 | 592 | 34.82 |
| Opponents | 176 | 204 | 216 | 0 | 596 | 35.06 |

Special Teams Overall

| | Power Play |
|------------|------------------|
| Mercyhurst | 17 of 83 (20.5) |
| Opponents | 21 of 118 (17.8) |

| | Penalty Killing |
|------------|------------------|
| Mercyhurst | 97 of 118 (82.2) |
| Opponents | 66 of 83 (79.5) |



The Lakers won the championship in 1995.



2003-2004 Team Statistics

| NO | Name | GP | G | A | Pts | Shots | Pct | +/- | No-Min | Min | Maj | Oth | PP | SH | FG | GW | GTG | OT | HT | PN | UA |
|-------------------|------------------|-----------|------------|------------|------------|-------------|-------------|------------|----------------|------------|----------|-----------|-----------|-----------|-----------|-----------|----------|----------|----------|----------|-----------|
| 18 | CARTER, Mike | 36 | 11 | 26 | 37 | 96 | .115 | +4 | 13-34 | 12 | 0 | 1 | 1 | 1 | 1 | 2 | 0 | 0 | 0 | 0 | 4 |
| 11 | WRIGLEY, David | 34 | 18 | 18 | 36 | 140 | .129 | -2 | 22-71 | 18 | 1 | 3 | 5 | 1 | 2 | 4 | 1 | 0 | 1 | 0 | 0 |
| 28 | HANSEN, Rich | 36 | 12 | 24 | 36 | 67 | .179 | +4 | 8-16 | 8 | 0 | 0 | 7 | 0 | 3 | 3 | 0 | 1 | 0 | 0 | 0 |
| 22 | TACKABERRY, Adam | 33 | 13 | 13 | 26 | 82 | .159 | -9 | 11-49 | 7 | 1 | 3 | 8 | 0 | 2 | 1 | 0 | 0 | 0 | 0 | 1 |
| 15 | JOHNSON, Erik | 35 | 12 | 14 | 26 | 48 | .250 | +6 | 18-47 | 16 | 1 | 1 | 0 | 3 | 2 | 1 | 0 | 0 | 1 | 0 | 0 |
| 19 | REYNOLDS, Scott | 36 | 9 | 17 | 26 | 89 | .101 | -6 | 7-14 | 7 | 0 | 0 | 4 | 2 | 1 | 0 | 1 | 0 | 0 | 0 | 0 |
| 7 | CHAMPAGNE, Scott | 35 | 8 | 18 | 26 | 39 | .205 | 0 | 8-16 | 8 | 0 | 0 | 4 | 0 | 0 | 2 | 0 | 0 | 0 | 0 | 0 |
| 21 | KEMP, T.J. | 34 | 5 | 21 | 26 | 81 | .062 | +8 | 20-40 | 20 | 0 | 0 | 2 | 0 | 0 | 2 | 0 | 0 | 0 | 0 | 0 |
| 10 | BORRELLI, Dave | 35 | 14 | 10 | 24 | 67 | .209 | +14 | 19-57 | 16 | 1 | 2 | 3 | 1 | 2 | 1 | 0 | 0 | 0 | 0 | 1 |
| 23 | RYNSHOVEN, Peter | 32 | 8 | 15 | 23 | 40 | .200 | -5 | 9-18 | 9 | 0 | 0 | 3 | 0 | 1 | 2 | 1 | 0 | 0 | 0 | 0 |
| 16 | GOURGON, Kyle | 36 | 12 | 7 | 19 | 70 | .171 | +7 | 11-22 | 11 | 0 | 0 | 4 | 1 | 2 | 0 | 0 | 0 | 0 | 0 | 3 |
| 6 | HUNT, Jamie | 27 | 3 | 16 | 19 | 39 | .077 | +3 | 2-4 | 2 | 0 | 0 | 0 | 1 | 0 | 0 | 0 | 0 | 0 | 0 | 0 |
| 4 | HENK, Pat | 32 | 3 | 10 | 13 | 31 | .097 | +3 | 12-32 | 11 | 0 | 1 | 1 | 0 | 0 | 0 | 0 | 0 | 0 | 0 | 0 |
| 24 | MARTIN, Conrad | 33 | 2 | 8 | 10 | 35 | .057 | +15 | 35-78 | 34 | 0 | 1 | 0 | 0 | 0 | 0 | 0 | 0 | 0 | 0 | 0 |
| 25 | POCHATEK, Mike | 23 | 1 | 9 | 10 | 20 | .050 | +8 | 13-34 | 12 | 0 | 1 | 0 | 0 | 0 | 0 | 0 | 0 | 0 | 0 | 0 |
| 8 | ASSELSTINE, Jon | 35 | 5 | 4 | 9 | 31 | .161 | +5 | 3-6 | 3 | 0 | 0 | 0 | 0 | 1 | 0 | 0 | 0 | 0 | 0 | 0 |
| 5 | BROWN, Nolan | 33 | 2 | 4 | 6 | 29 | .069 | +3 | 12-24 | 12 | 0 | 0 | 0 | 0 | 0 | 1 | 0 | 0 | 0 | 0 | 1 |
| 2 | BRIGGS, Preston | 33 | 1 | 5 | 6 | 30 | .033 | -3 | 20-40 | 20 | 0 | 0 | 0 | 0 | 0 | 0 | 0 | 0 | 0 | 0 | 0 |
| 14 | GEHRING, Jim | 8 | 2 | 3 | 5 | 10 | .200 | +3 | 4-8 | 4 | 0 | 0 | 1 | 0 | 0 | 1 | 0 | 0 | 0 | 0 | 0 |
| 12 | KIRSTEIN, Denis | 21 | 1 | 4 | 5 | 19 | .053 | +7 | 1-2 | 1 | 0 | 0 | 0 | 0 | 0 | 0 | 0 | 0 | 0 | 0 | 1 |
| 20 | KIRBY, Mike | 20 | 3 | 1 | 4 | 8 | .375 | -4 | 6-12 | 6 | 0 | 0 | 0 | 0 | 1 | 0 | 0 | 0 | 0 | 0 | 0 |
| 29 | FRANCK, Andy | 27 | 0 | 0 | 0 | 0 | .000 | 0 | 5-10 | 5 | 0 | 0 | 0 | 0 | 0 | 0 | 0 | 0 | 0 | 0 | 0 |
| TM | TEAM | 6 | 0 | 0 | 0 | 0 | .000 | 0 | 4-8 | 4 | 0 | 0 | 0 | 0 | 0 | 0 | 0 | 0 | 0 | 0 | 0 |
| MERCYHURST | | 36 | 145 | 247 | 392 | 1071 | .135 | +61 | 263-642 | 246 | 4 | 13 | 43 | 10 | 18 | 20 | 3 | 1 | 2 | 0 | 11 |
| Opponents | | 36 | 122 | 204 | 326 | 1230 | .099 | - | 255-599 | 242 | 3 | 10 | 32 | 4 | 18 | 14 | 0 | 3 | 2 | 0 | 11 |

Goaltending Statistics

| NO | Name | GP-GS | Minutes | GA | Avg | Saves | Pct | W | L | T | Sho | PP | SH | EN | PEN | SOG |
|-------------------|-------------------|-------------|----------------|------------|-------------|-------------|-------------|-----------|-----------|----------|----------|-----------|----------|----------|----------|----------|
| 1 | WAKEFIELD, Jordan | 14-11 | 696:24 | 37 | 3.19 | 364 | .908 | 6 | 6 | 0 | 1 | 6 | 1 | 1 | 0 | 0 |
| 29 | FRANCK, Andy | 27-25 | 1476:39 | 80 | 3.25 | 744 | .903 | 14 | 8 | 2 | 0 | 25 | 3 | 0 | 0 | 0 |
| TM | EMPTY NET | 6-0 | 5:31 | 0 | 0.00 | 0 | .000 | 0 | 0 | 0 | 0 | 1 | 0 | 4 | 0 | 0 |
| MERCYHURST | | 36-0 | 2178:34 | 122 | 3.36 | 1108 | .904 | 20 | 14 | 2 | 1 | 32 | 4 | 5 | 0 | 0 |
| Opponents | | 36-0 | 2178:34 | 145 | 3.99 | 926 | .866 | 14 | 19 | 2 | 0 | 43 | 10 | 2 | 0 | 0 |

Team Statistics

| Statistics | MC | OPP | Penalties | MC | OPP | Goal Breakdown | MC | OPP |
|------------------------------|-----------|------------|----------------------|------|------|--------------------|-----|-----|
| Shooting Statistics | | | Number | 263 | 255 | Total Goals | 145 | 122 |
| Goals-Shot attempts | 145-1071 | 122-1230 | Minutes | 642 | 599 | Power Play | 43 | 32 |
| Shot pct. | .135 | .099 | Penalties/Game | 7.3 | 7.1 | Short-handed | 10 | 4 |
| Goals/Game | 4.0 | 3.4 | Pen minutes/Game | 17.8 | 16.6 | Empty net | 2 | 5 |
| Shots/Game | 29.8 | 34.2 | Minor | 246 | 242 | Penalty | 0 | 0 |
| Assists | 247 | 204 | Major | 4 | 3 | Unassisted | 11 | 11 |
| | MC | OPP | 10-minute Misconduct | 9 | 7 | Overtime | 1 | 3 |
| Power play Statistics | | | Game Misconduct | 2 | 3 | Shootout | 0 | 0 |
| Goals-Power Plays | 43-194 | 32-196 | Gross Misconduct | 1 | 0 | Delayed Penalty | 0 | 0 |
| Conversion Percent | .222 | .163 | Match | 1 | 0 | | | |
| Shot Attempts | 288 | 259 | | | | | | |
| Shot Percent | .149 | .124 | | | | | | |

Statistics by Period

| Scoring | | | | | | Shots | | | | | |
|------------|----|----|----|----|-------|------------|-----|-----|-----|----|-------|
| | 1 | 2 | 3 | OT | TOTAL | | 1 | 2 | 3 | OT | TOTAL |
| Mercyhurst | 34 | 54 | 56 | 1 | 145 | Mercyhurst | 381 | 369 | 347 | 11 | 1108 |
| Opponents | 30 | 48 | 41 | 3 | 122 | Opponents | 309 | 304 | 306 | 7 | 926 |



Year by Year Results

1987-88 (16-7-0)

Head Coach: Fred Lane

| DATE | OPPONENT | MC | OPP |
|---------|--------------------|----|-----|
| Oct. 31 | at West Chester | 4 | 5 |
| Nov. 1 | at Navy | 3 | 2 |
| Nov. 7 | SYRACUSE | 16 | 1 |
| Nov. 8 | SYRACUSE | 9 | 3 |
| Nov. 14 | BUFFALO STATE | 6 | 7 |
| Nov. 15 | NIAGARA | 12 | 2 |
| Nov. 25 | NOTRE DAME | 3 | 7 |
| Dec. 6 | at St. Bonaventure | 3 | 4 |
| Dec. 12 | WEST CHESTER | 4 | 6 |
| Dec. 13 | WEST CHESTER | 9 | 3 |
| Jan. 8 | RUTGERS | 13 | 4 |
| Jan. 9 | RUTGERS | 9 | 3 |
| Jan. 16 | at Scranton | 17 | 3 |
| Jan. 17 | at Binghamton | 4 | 3 |
| Jan. 22 | at Niagara | 11 | 3 |
| Jan. 27 | NIAGARA | 4 | 1 |
| Jan. 29 | BINGHAMTON | 8 | 3 |
| Jan. 31 | at Penn State | 3 | 6 |
| Feb. 5 | at Delaware | 11 | 3 |
| Feb. 6 | at Villanova | 6 | 4 |
| Feb. 20 | DUQUESNE | 12 | 1 |
| Feb. 21 | DUQUESNE | 10 | 5 |
| Feb. 27 | at Brockport State | 1 | 7 |

| TOP 5 SCORERS: | G | A | PTS |
|-----------------|----|----|-----|
| Sean Hennessy | 25 | 10 | 35 |
| Scott Patterson | 17 | 17 | 34 |
| Seth Greenberg | 13 | 19 | 32 |
| Rick Gignac | 15 | 16 | 31 |
| Pat Ganley | 17 | 13 | 30 |

| TOP GOALTENDERS: | NAME | MIN | % | AVG | W-L-T |
|------------------|--------|------|------|--------|-------|
| Gary Bowles | 915:00 | 88.7 | 3.93 | 10-6-0 | |
| Michael Charlap | 395:00 | 85.6 | 3.95 | 5-1-0 | |

1988-89 (11-16-1)

Head Coach: Rick Gotkin

| DATE | OPPONENT | MC | OPP |
|------------|----------------------------------|----|--------|
| Oct. 28* | Niagara College of Welland, Ont. | 3 | 5 |
| Oct. 29* | Ithaca | 16 | 1 |
| Nov. 2 | at Oswego State | 2 | 7 |
| Nov. 4** | at Geneseo State | 5 | 7 |
| Nov. 5** | Penn State | 6 | 2 |
| Nov. 8 | CORTLAND STATE | 2 | 5 |
| Nov. 12 | NAVY | 13 | 2 |
| Nov. 13 | RIT | 5 | 7 |
| Nov. 19 | at Canisius | 2 | 4 |
| Nov. 20 | BINGHAMTON | 14 | 0 |
| Nov. 26 | at Plattsburgh State | 3 | 6 |
| Nov. 27 | at Skidmore | 3 | 7 |
| Dec. 2 | at Binghamton | 16 | 3 |
| Dec. 3 | at Cortland State | 4 | 5 |
| Dec. 9 | HOBART | 4 | 9 |
| Dec. 10 | BROCKPORT STATE | 3 | (OT) 4 |
| Dec. 16 | at RIT | 2 | 10 |
| Dec. 18 | PENN STATE | 5 | 3 |
| Jan. 7 | ST. BONAVENTURE | 6 | 3 |
| Jan. 13*** | SUNY-Canton | 7 | 4 |
| Jan. 14*** | at Penn State | 9 | 2 |

| | | | |
|---------|--------------------------|------------|------------|
| Jan. 29 | FREDONIA STATE | 3 | 2 |
| Feb. 5 | at St. Bonaventure | 4 | 6 |
| Feb. 10 | at Wisconsin River Falls | 3 | 8 |
| Feb. 11 | at Wisconsin River Falls | 2 | 5 |
| Feb. 14 | at Fredonia State | 2 | 2 |
| Feb. 16 | at Hamilton | 0 | 4 |
| Feb. 18 | CANISIUS | 4 | 2 |
| | | 148 | 125 |

*Buffalo State Tournament
**Geneseo Tournament
***Penn State Tournament

| TOP 5 SCORERS: | G | A | PTS |
|-----------------|----|----|-----|
| Scott Burfoot | 29 | 33 | 62 |
| Mick Keen | 20 | 17 | 37 |
| Scott Patterson | 18 | 15 | 33 |
| Shaun Cyr | 6 | 19 | 25 |
| Rick Gignac | 9 | 15 | 24 |
| Seth Greenberg | 13 | 11 | 24 |

| TOP GOALTENDER: | NAME | MIN | % | AVG | W-L-T |
|-----------------|---------|------|------|--------|-------|
| Gary Bowles | 1257:44 | 87.5 | 4.39 | 9-13-1 | |

1989-90 (18-8-4)

Head Coach: Rick Gotkin

| DATE | OPPONENT | MC | OPP |
|------------|-----------------------|------------|------------|
| Oct. 27* | North Adams State | 6 | 4 |
| Oct. 28* | at Potsdam | 4 | (OT) 3 |
| Nov. 3** | Salem State | 6 | 5 |
| Nov. 4** | at Plattsburgh State | 4 | 6 |
| Nov. 8 | at Binghamton | 10 | 0 |
| Nov. 12 | RIT | 4 | 4 |
| Nov. 18 | CANISIUS | 2 | 1 |
| Nov. 19 | BINGHAMTON | 14 | 3 |
| Dec. 1 | at RIT | 4 | 5 |
| Dec. 2 | CORTLAND STATE | 5 | 4 |
| Dec. 9 | at Brockport State | 6 | 1 |
| Dec. 10 | ST. BONAVENTURE | 11 | 1 |
| Dec. 16 | FREDONIA STATE | 4 | 3 |
| Jan. 6 | at Oswego State | 9 | 5 |
| Jan. 12 | at Michigan Dearborn | 2 | 5 |
| Jan. 13 | at Michigan Dearborn | 2 | 3 |
| Jan. 16 | KENT STATE | 3 | 3 |
| Jan. 20 | at Hobart | 6 | 5 |
| Jan. 21 | at Elmira | 2 | 6 |
| Jan. 26*** | Wisconsin River Falls | 7 | 5 |
| Jan. 27*** | Wisconsin River Falls | 3 | 5 |
| Feb. 2 | at Cortland State | 6 | 4 |
| Feb. 10 | at St. Bonaventure | 5 | 2 |
| Feb. 13 | at Fredonia State | 7 | 1 |
| Feb. 18@ | HAMILTON | 1 | 1 |
| Feb. 20 | at Canisius | 10 | 4 |
| Feb. 23 | at Kent State | 3 | 3 |
| Feb. 24 | at Kent State | 3 | (OT) 4 |
| Feb. 27# | at Union | 5 | 4 |
| Mar. 2^ | Geneseo State | 2 | 3 |
| | | 156 | 103 |

@ Played in Fredonia, N.Y.
ECAC Quarterfinals
^ ECAC Semifinals at Elmira, N.Y.
*Potsdam Tournament
**Plattsburgh Tournament
***Played in Meadville, Pa

| TOP 5 SCORERS: | G | A | PTS |
|-----------------|----|----|-----|
| Troy Winch | 28 | 29 | 57 |
| Scott Burfoot | 24 | 27 | 51 |
| Mick Keen | 24 | 20 | 44 |
| Tom DeCoteau | 15 | 20 | 35 |
| Scott Patterson | 17 | 16 | 33 |

| TOP GOALTENDER: | NAME | MIN | % | AVG | W-L-T |
|-----------------|---------|------|------|--------|-------|
| Gary Bowles | 1662:48 | 89.5 | 3.28 | 18-7-4 | |

Laker Record Book



1990-91 (19-13-1)

Head Coach: Rick Gotkin

| DATE | OPPONENT | MC | OPP |
|------------|-----------------------|----------------------|------------|
| Oct. 27 | KENT STATE | 1 | 6 |
| Nov. 2* | Concordia, Minnesota | 7 | (OT) 6 |
| Nov. 3* | at Plattsburgh State | 7 | 8 |
| Nov. 7 | FREDONIA STATE | 10 | 4 |
| Nov. 10 | at Binghamton | 21 | 1 |
| Nov. 16** | Salem State | 4 | 5 |
| Nov. 17** | North Adams State | 8 | 1 |
| Nov. 23 | at Alaska Fairbanks | 2 | 9 |
| Nov. 24 | at Alaska Fairbanks | 2 | 4 |
| Nov. 30 | at Notre Dame | 3 | 7 |
| Dec. 1 | at Notre Dame | 6 | 7 |
| Dec. 7 | at Wis. Stevens Point | 1 | 3 |
| Dec. 8 | at Wis. Stevens Point | 3 | 6 |
| Dec. 14 | at R.I.T. | 5 | 3 |
| Dec. 15 | at Oswego State | 4 | 2 |
| Jan. 8 | at Kent State | 4 | (OT) 4 |
| Jan. 16 | at Colgate | Cancelled due to War | |
| Jan. 19 | at Hobart | 5 | 4 |
| Jan. 20 | at Elmira | 6 | 2 |
| Jan. 27 | ST. BONAVENTURE | 7 | 2 |
| Feb. 1 | at Cortland State | 5 | 2 |
| Feb. 2 | at Brockport State | 6 | 0 |
| Feb. 8 | at St. Bonaventure | 16 | 0 |
| Feb. 10 | RIT | 6 | 2 |
| Feb. 16 | at Fredonia State | 4 | 5 |
| Feb. 19 | at Canisius | 6 | 1 |
| Feb. 22 | ELMIRA | 5 | 3 |
| Feb. 23*** | Hobart | 6 | 2 |
| Feb. 26@ | Cortland State | 5 | 2 |
| Mar. 1# | RIT (at Elmira) | 4 | 1 |
| Mar. 2^ | at Elmira | 3 | 6 |
| Mar. 8+ | at Elmira | 5 | 4 |
| Mar. 9+ | at Elmira | 6 | 7 |
| Mar. 9+ | at Elmira (mini-game) | 1 | (OT) 2 |
| | | 184 | 121 |

*Plattsburgh Tournament
**Elmira Tournament
***Played in Fredonia, NY
@ECAC Quarterfinals
#ECAC Semifinals
^ECAC Finals
+NCAA Quarterfinals

| TOP 5 SCORERS: | G | A | PTS |
|----------------|----|----|-----|
| Scott Burfoot | 49 | 47 | 96 |
| Troy Winch | 26 | 31 | 57 |
| Mick Keen | 25 | 23 | 48 |
| Tom DeCoteau | 13 | 27 | 40 |
| Rick Gignac | 9 | 20 | 29 |

| TOP GOALTENDER: | NAME | MIN | % | AVG | W-L-T |
|-----------------|---------|------|------|---------|-------|
| Gary Bowles | 1792:23 | 89.1 | 3.65 | 19-12-1 | |

1991-92 (19-12-0)

Head Coach: Rick Gotkin

| DATE | OPPONENT | MC | OPP |
|------------|----------------------|----|--------|
| Oct. 25 | at Kent State | 2 | 1 |
| Oct. 26 | KENT STATE | 2 | 3 |
| Nov. 1* | Geneseo State | 0 | 1 |
| Nov. 2* | Oswego State | 5 | 6 |
| Nov. 5 | at Fredonia State | 3 | 4 |
| Nov. 8** | Univ. of Connecticut | 6 | 7 |
| Nov. 9** | New England College | 11 | 4 |
| Nov. 22*** | RIT | 4 | 5 |
| Nov. 23*** | New England College | 12 | 3 |
| Nov. 29 | WIS. STEVENS POINT | 1 | 3 |
| Nov. 30 | WIS. STEVENS POINT | 6 | 2 |
| Dec. 8 | RIT | 4 | 5 |
| Dec. 13@ | Fredonia State | 6 | (OT) 5 |



Laker Record Book

1991-92 (19-12-0) Continued

| | | | |
|----------|----------------------------------|------------|------------|
| Dec. 14@ | at Hamilton | 2 | 5 |
| Dec. 19 | COLGATE | 5 | 7 |
| Jan. 11 | at Hobart | 8 | 2 |
| Jan. 12 | at Elmira | 10 | 7 |
| Jan. 18 | at Lake Forest | 2 | 1 |
| Jan. 19 | at Lake Forest | 7 | 3 |
| Jan. 24 | SCRANTON | 24 | 1 |
| Jan. 25 | ST. BONAVENTURE | 13 | 2 |
| Jan. 28 | CANISIUS | 7 | 4 |
| Feb. 1 | FREDONIA STATE | 8 | 6 |
| Feb. 7 | at RIT | 6 | 4 |
| Feb. 8 | at Brockport State | 8 | 5 |
| Feb. 15 | HOBART | 5 | (OT) 6 |
| Feb. 16 | ELMIRA | 8 | 3 |
| Feb. 22 | at St. Bonaventure | 7 | 2 |
| Mar. 3# | OSWEGO STATE | 8 | 2 |
| Mar. 6^ | at Elmira | 3 | 0 |
| Mar. 7+ | Plattsburgh State (at Elmira) | 3 | 6 |
| | | 202 | 115 |

! Forfeit Loss

- *Canisius Tournament
- **Plattsburgh Tournament
- ***Elmira Tournament
- @Hamilton Tournament
- #ECAC Quarterfinals
- ^ECAC Semifinals
- +ECAC Finals

| | | | |
|-----------------------|----------|----------|------------|
| TOP 5 SCORERS: | G | A | PTS |
| Scott Burfoot | 39 | 42 | 81 |
| Troy Winch | 26 | 46 | 72 |
| Rob Madia | 39 | 32 | 71 |
| Craig MacDonald | 15 | 31 | 46 |
| Tom DeCoteau | 14 | 25 | 39 |

| | | | | | |
|------------------------|------------------|------------|----------|------------|--------------|
| TOP GOALTENDER: | NAME | MIN | % | AVG | W-L-T |
| | Mirko Pellizzari | 1591:20 | 88.4 | 3.85 | 16-11-0 |

1992-93 (18-10-0)

Head Coach: Rick Gotkin

| | | | |
|-------------|-----------------------|------------|------------|
| DATE | OPPONENT | MC | OPP |
| Nov. 3 | FREDONIA STATE | 4 | 2 |
| Nov. 10 | at Canisius | 1 | 6 |
| Nov. 13* | Alabama-Huntsville | 5 | 0 |
| Nov. 14* | at Elmira | 4 | 6 |
| Nov. 20 | NORTH ADAMS STATE | 8 | (OT) 7 |
| Nov. 21 | NORTH ADAMS STATE | 6 | 1 |
| Nov. 27 | at Kent State | 4 | 3 |
| Nov. 28 | at Kent State | 5 | 6 |
| Dec. 4 | at RIT | 8 | 3 |
| Dec. 11 | at Alaska Anchorage | 1 | 4 |
| Dec. 12 | at Alaska Anchorage | 3 | 7 |
| Dec. 18 | at Wis. Stevens Point | 5 | 1 |
| Dec. 19 | at Wis. Stevens Point | 7 | 10 |
| Jan. 15 | RIT | 7 | 4 |
| Jan. 16 | SCRANTON | 19 | 0 |
| Jan. 19 | at Oswego State | 7 | 3 |
| Jan. 24 | at Scranton | 24 | 0 |
| Jan. 29 | HOBART | 10 | 1 |
| Jan. 30 | ELMIRA | 2 | 1 |
| Feb. 5 | ST. BONAVENTURE | 14 | 0 |
| Feb. 6 | at St. Bonaventure | 10 | 2 |
| Feb. 12 | at Elmira | 4 | 6 |
| Feb. 13 | at Hobart | 5 | 3 |
| Feb. 16 | at Fredonia State | 5 | 4 |
| Feb. 19 | BROCKPORT STATE | 8 | 0 |
| Mar. 5** | Canisius | 3 | 5 |
| Mar. 19*** | at Bemidji State | 6 | 10 |
| Mar. 20*** | at Bemidji State | 0 | 5 |
| | | 185 | 100 |

- *Elmira Tournament
- **ECAC Semifinals at Elmira
- ***NCAA Division II Finals

| | | | |
|-----------------------|----------|----------|------------|
| TOP 5 SCORERS: | G | A | PTS |
| Rob Madia | 24 | 39 | 63 |
| Craig MacDonald | 23 | 34 | 57 |
| Kevin McKinnon | 32 | 19 | 51 |
| Bryce Bohun | 17 | 25 | 42 |
| Art Thomas | 11 | 27 | 38 |

| | | | | | |
|-------------------------|------------------|------------|----------|------------|--------------|
| TOP GOALTENDERS: | NAME | MIN | % | AVG | W-L-T |
| | Scott Barber | 781:42 | 88.2 | 3.30 | 11-2-0 |
| | Mirko Pellizzari | 776:00 | 87.0 | 4.25 | 6-8-0 |

1993-94 (12-13-0)

Head Coach: Rick Gotkin

| | | | |
|-------------|-----------------------|------------|------------|
| DATE | OPPONENT | MC | OPP |
| Oct. 29 | at Alabama-Huntsville | 9 | 3 |
| Oct. 30 | at Alabama-Huntsville | 4 | 7 |
| Nov. 5* | Wisconsin River Falls | 2 | 5 |
| Nov. 6* | Concordia, Montreal | 3 | 4 |
| Nov. 12** | St. Scholastica | 10 | 2 |
| Nov. 13** | at Elmira | 4 | 5 |
| Nov. 20 | at Brockport State | 8 | 2 |
| Nov. 27 | PLATTSBURGH STATE | 9 | 3 |
| Dec. 3 | RIT | 7 | 10 |
| Dec. 7 | at Fredonia State | 3 | 4 |
| Dec. 10 | at Buffalo State | 5 | 3 |
| Dec. 11 | at Canisius | 0 | 2 |
| Jan. 8 | BUFFALO STATE | 12 | 0 |
| Jan. 11 | FREDONIA STATE | 2 | 4 |
| Jan. 14 | SCRANTON | 16 | 0 |
| Jan. 15 | at Hobart | 8 | 1 |
| Jan. 29 | ELMIRA | 8 | 5 |
| Jan. 30! | at Scranton | 1 | 0 |
| Feb. 4 | WIS. STEVENS POINT | 3 | 7 |
| Feb. 5 | WIS. STEVENS POINT | 1 | 2 |
| Feb. 11 | at RIT | 1 | 3 |
| Feb. 12 | CANISIUS | 7 | 0 |
| Feb. 19 | HOBART | 11 | 4 |
| Feb. 26 | at Elmira | 5 | 7 |
| Mar. 4*** | at Elmira | 3 | 5 |
| | | 142 | 88 |

- !Forfeit Win
- *Plattsburgh Tournament
- **Elmira Tournament
- ***ECAC Semifinals

| | | | |
|-----------------------|----------|----------|------------|
| TOP 5 SCORERS: | G | A | PTS |
| Kevin McKinnon | 29 | 18 | 47 |
| Jon Johnson | 17 | 16 | 33 |
| Craig MacDonald | 11 | 22 | 33 |
| Bryce Bohun | 10 | 22 | 32 |
| Art Thomas | 13 | 18 | 31 |

| | | | | | |
|-------------------------|--------------|------------|----------|------------|--------------|
| TOP GOALTENDERS: | NAME | MIN | % | AVG | W-L-T |
| | Scott Barber | 817:05 | 87.4 | 3.52 | 6-8-0 |
| | Greg Simmons | 455:07 | 86.0 | 4.09 | 3-5-0 |

1994-95 (23-3-2)

Head Coach: Rick Gotkin

| | | | |
|-------------|--------------------|-----------|------------|
| DATE | OPPONENT | MC | OPP |
| Oct. 22 | SENECA COLLEGE | 10 | 2 |
| Oct. 28 | at Buffalo State | 7 | 4 |
| Nov. 4* | vs Canisius | 5 | 3 |
| Nov. 5* | at Brockport State | 10 | 0 |
| Nov. 9 | HOBART | 9 | 4 |
| Nov. 25 | LAKE FOREST | 6 | 2 |
| Nov. 26 | LAKE FOREST | 6 | 0 |
| Dec. 2 | at RIT | 5 | 7 |
| Dec. 3 | RIT | 5 | 2 |

| | | | |
|-----------|-----------------------|------------|-----------|
| Dec. 10 | at Plattsburgh State | 5 | (OT) 4 |
| Dec. 16 | at Wis. Stevens Point | 4 | 3 |
| Dec. 17 | at Wis. Stevens Point | 6 | 3 |
| Jan. 6 | PENN STATE | 5 | 4 |
| Jan. 7 | WINDSOR | 8 | 2 |
| Jan. 14 | at Oswego State | 4 | 3 |
| Jan. 17 | FREDONIA STATE | 9 | 2 |
| Jan. 20 | CANISIUS | 6 | 2 |
| Jan. 21 | BUFFALO STATE | 4 | 1 |
| Feb. 3 | at Elmira | 7 | (OT) 6 |
| Feb. 4 | at Hobart | 5 | 2 |
| Feb. 11 | at Canisius | 2 | (OT) 2 |
| Feb. 17 | BROCKPORT STATE | 8 | 2 |
| Feb. 18 | at Fredonia State | 5 | (OT) 5 |
| Feb. 25 | ELMIRA | 7 | (OT) 6 |
| Mar. 3** | ELMIRA | 5 | 4 |
| Mar. 5*** | RIT | 9 | 2 |
| Mar. 17@ | BEMIDJI STATE | 2 | 6 |
| Mar. 18@ | BEMIDJI STATE | 4 | 5 |
| | | 168 | 88 |

- *Brockport Tournament
- **ECAC West Semifinals
- ***ECAC West Championship @ NCAA Division II Championship

| | | | |
|-----------------------|----------|----------|------------|
| TOP 5 SCORERS: | G | A | PTS |
| Jon Johnson | 22 | 21 | 43 |
| Craig MacDonald | 21 | 20 | 41 |
| Justin Proud | 10 | 20 | 30 |
| Bryce Bohun | 9 | 27 | 36 |
| Scott Cannam | 18 | 17 | 35 |

| | | | | | |
|------------------------|--------------|------------|----------|------------|--------------|
| TOP GOALTENDER: | NAME | MIN | % | AVG | W-L-T |
| | Scott Barber | 1466:00 | 88.8 | 3.11 | 22-3-2 |

1995-96 (18-7-2)

Head Coach: Rick Gotkin

| | | | |
|-------------|--------------------|------------|------------|
| DATE | OPPONENT | MC | OPP |
| Oct. 21 | SENECA COLLEGE | 17 | 3 |
| Oct. 27* | vs Fredonia | 3 | 4 |
| Oct. 28* | at Buffalo State | 13 | 1 |
| Nov. 7 | BUFFALO STATE | 10 | 2 |
| Nov. 10 | at St. Norbert | 2 | (OT) 2 |
| Nov. 11 | at St. Norbert | 4 | 2 |
| Nov. 24 | WIS. STEVENS POINT | 7 | 2 |
| Nov. 25 | WIS. STEVENS POINT | 1 | (OT) 2 |
| Dec. 2 | at Canisius | 2 | 4 |
| Dec. 5 | HOBART | 15 | 1 |
| Dec. 9 | at AIC | 10 | 1 |
| Dec. 15 | at RIT | 4 | 7 |
| Dec. 16 | RIT | 9 | 6 |
| Jan. 5 | at Southern Maine | 10 | 1 |
| Jan. 6 | at Southern Maine | 6 | 2 |
| Jan. 10 | PENN STATE | 13 | 4 |
| Jan. 12 | at Buffalo State | 11 | 1 |
| Jan. 13 | FREDONIA | 6 | 1 |
| Jan. 19 | CANISIUS | 4 | 6 |
| Jan. 26 | AL-HUNTSVILLE | 2 | (OT) 2 |
| Jan. 27 | AL-HUNTSVILLE | 2 | 3 |
| Feb. 2 | at Elmira | 6 | 1 |
| Feb. 3 | at Hobart | 3 | 0 |
| Feb. 16 | at Brockport | 8 | 5 |
| Feb. 17 | at Fredonia | 7 | 5 |
| Feb. 24 | ELMIRA | 5 | 2 |
| Mar. 1** | vs Canisius | 2 | 6 |
| | | 182 | 76 |

- *Buffalo State Tournament
- **ECAC West Semifinals

| | | | |
|-----------------------|----------|----------|------------|
| TOP 5 SCORERS: | G | A | PTS |
| Kevin McKinnon | 42 | 28 | 70 |
| Scott MacDonald | 19 | 24 | 43 |
| Bryce Bohun | 13 | 27 | 40 |
| Oto Hlincik | 12 | 26 | 38 |
| Bob Atkin | 12 | 21 | 33 |



TOP GOALTENDERS:

| NAME | MIN | % | AVG | W-L-T |
|---------------------|--------|------|------|--------|
| Avi Karunakar | 676:29 | 90.4 | 2.57 | 8-3-1 |
| Chris Herbolsheimer | 917:51 | 89.2 | 2.88 | 10-4-1 |

1996-97 (16-9-2)

Head Coach: Rick Gotkin

| DATE | OPPONENT | MC | OPP |
|------------|-------------------------|------------|-----------|
| Oct. 19 | WINDSOR | 1 | 3 |
| Oct. 25* | vs Niagara | 3 | 1 |
| Oct. 26* | at Fredonia State | 5 | 3 |
| Nov. 1** | vs Niagara | 4 | (OT) 5 |
| Nov. 2** | vs Villanova | 16 | 0 |
| Nov. 9 | CANISIUS | 8 | 5 |
| Nov. 22 | BUFFALO STATE | 5 | 1 |
| Nov. 23 | at Oswego State | 2 | 5 |
| Nov. 29 | ST. NORBERT | 5 | (OT) 5 |
| Nov. 30 | ST. NORBERT | 4 | 5 |
| Dec. 7 | NIAGARA | 4 | (OT) 4 |
| Dec. 10 | RIT | 3 | 6 |
| Dec. 13*** | FINDLAY | 7 | 1 |
| Dec. 14*** | OSWEGO STATE | 4 | 3 |
| Jan. 4@ | vs Potsdam | 10 | 1 |
| Jan. 5@ | at Univ. of Connecticut | 7 | 4 |
| Jan. 14 | BROCKPORT STATE | 7 | 2 |
| Jan. 17 | at Elmira | 3 | 4 |
| Jan. 18 | at Hobart | 6 | 2 |
| Jan. 21 | FREDONIA STATE | 9 | 2 |
| Jan. 25 | at Canisius | 6 | 1 |
| Feb. 1 | at Niagara | 4 | 6 |
| Feb. 4 | at Fredonia State | 2 | 0 |
| Feb. 14 | at RIT | 5 | 6 |
| Feb. 15 | HOBART | 12 | 3 |
| Feb. 22 | ELMIRA | 5 | 3 |
| Mar. 7^ | vs. Elmira | 5 | 8 |
| | | 152 | 89 |

*Fredonia State Tournament
 **R.I.T. Tournament
 ***Hamot Hockey Classic
 @Univ. Of Connecticut Tournament
 ^ECAC West Semifinals

| TOP 5 SCORERS: | G | A | PTS |
|------------------|----|----|-----|
| John Evangelista | 20 | 37 | 57 |
| Bob Atkin | 18 | 15 | 33 |
| Scott Ludevics | 18 | 13 | 31 |
| Mike Massis | 9 | 19 | 28 |
| Steve Torriero | 7 | 15 | 22 |

| TOP GOALTENDER: | NAME | MIN | % | AVG | W-L-T |
|---------------------|--------|------|------|--------|-------|
| Ashley Stevens | 415:32 | 90.8 | 2.89 | 2-3-2 | |
| Chris Herbolsheimer | 950:13 | 89.5 | 3.03 | 13-3-0 | |

1997-98 (17-9-1)

Head Coach: Rick Gotkin

| DATE | OPPONENT | MC | OPP |
|-----------|----------------------|----|-----|
| Oct. 17 | PENN STATE | 6 | 2 |
| Oct. 18 | WINDSOR | 8 | 6 |
| Oct. 24* | vs Buffalo State | 7 | 2 |
| Oct. 25* | vs Michigan-Dearborn | 8 | 1 |
| Oct. 31** | vs Oswego | 6 | 7 |
| Nov. 1** | vs Seneca College | 7 | 1 |
| Nov. 7 | CANISIUS | 4 | 3 |
| Nov. 15 | FINDLAY | 8 | 2 |
| Nov. 22 | at Buffalo State | 4 | 0 |
| Nov. 29 | at Holy Cross | 5 | 4 |
| Dec. 5 | HOBART | 5 | 1 |
| Dec. 12 | at Niagara | 2 | 5 |
| Dec. 13 | NIAGARA | 1 | 7 |
| Jan. 2*** | vs Hamilton | 3 | 1 |
| Jan. 3*** | vs Plattsburgh State | 2 | 3 |

| | | | |
|----------|--------------------|------------|-----------|
| Jan. 9@ | FINDLAY | 8 | 0 |
| Jan. 10@ | CANISIUS | 5 | 4 |
| Jan. 16 | at Elmira | 4 | 5 |
| Jan. 23 | FREDONIA STATE | 5 | 1 |
| Jan. 24 | at Canisius | 5 | 1 |
| Jan. 30 | RIT | 2 | (OT) 2 |
| Feb. 3 | at Fredonia State | 4 | 1 |
| Feb. 7 | at Hobart | 6 | 1 |
| Feb. 10 | at Brockport State | 2 | 5 |
| Feb. 20 | at RIT | 3 | 7 |
| Feb. 28 | ELMIRA | 3 | 4 |
| Mar. 7 | vs RIT | 0 | 3 |
| | | 123 | 79 |

*Fredonia State Tournament
 **RIT Tournament
 ***Plattsburgh State Tournament
 @Hamot Hockey Classic
 ^ECAC West Semifinals

| TOP 5 SCORERS: | G | A | PTS |
|------------------|----|----|-----|
| John Evangelista | 17 | 30 | 47 |
| Bob Atkin | 13 | 26 | 39 |
| Scott Ludevics | 16 | 16 | 32 |
| Eric Ellis | 7 | 18 | 25 |
| Oto Hlincik | 9 | 14 | 23 |

| TOP GOALTENDERS: | NAME | MIN | % | AVG | W-L-T |
|------------------|--------|------|------|-------|-------|
| Avi Karunakar | 667:21 | 91.5 | 2.51 | 7-3-0 | |
| Ashley Stevens | 631:38 | 90.1 | 2.85 | 5-4-1 | |

1998-99 (16-10-2)

Head Coach: Rick Gotkin

| DATE | OPPONENT | MC | OPP |
|------------|-----------------------|------------|------------|
| Oct. 17 | WINDSOR | 6 | 5 |
| Oct. 23* | vs RIT | 5 | 7 |
| Oct. 24* | vs Fredonia State | 6 | 3 |
| Nov. 6 | at Bentley | 5 | (OT) 6 |
| Nov. 7 | at Bentley | 5 | (OT) 6 |
| Nov. 14 | FINDLAY | 2 | 1 |
| Nov. 21 | BUFFALO STATE | 11 | 3 |
| Nov. 28** | vs Oswego | 5 | 3 |
| Nov. 29** | at Elmira | 0 | (OT) 1 |
| Dec. 5 | HOBART | 7 | 1 |
| Dec. 11*** | vs Cortland | 6 | 5 |
| Dec. 12*** | at Hamilton | 6 | 2 |
| Dec. 29 | vs Alabama-Huntsville | 0 | 3 |
| Dec. 30 | vs Iona | 8 | 3 |
| Jan. 8@ | MSOE | 13 | 0 |
| Jan. 9@ | FINDLAY | 5 | 6 |
| Jan. 13 | at Fredonia State | 8 | 3 |
| Jan. 16 | at Findlay | 7 | 2 |
| Jan. 23 | BROCKPORT STATE | 4 | (OT) 3 |
| Jan. 29 | BENTLEY | 5 | (OT) 5 |
| Jan. 30 | BENTLEY | 5 | 0 |
| Feb. 5 | at Elmira | 4 | 7 |
| Feb. 6 | at Hobart | 3 | 2 |
| Feb. 12 | at RIT | 3 | 6 |
| Feb. 17 | RIT | 3 | (OT) 3 |
| Feb. 27 | ELMIRA | 4 | 7 |
| Mar. 5# | vs Elmira | 7 | 4 |
| Mar. 6^ | at RIT | 1 | 6 |
| | | 144 | 103 |

*Fredonia State Tournament
 **Elmira Tournament
 ***UCONN Tournament
 @Hamot Hockey Classic
 #ECAC West Semifinals
 ^ECAC West Finals

| TOP 5 SCORERS: | G | A | PTS |
|----------------|----|----|-----|
| Bob Atkin | 23 | 19 | 42 |
| Louis Goulet | 16 | 18 | 34 |
| Tom McMonagle | 14 | 16 | 30 |
| Eric Ellis | 10 | 18 | 28 |
| Brad McDonald | 9 | 17 | 26 |

| TOP GOALTENDERS: | NAME | MIN | % | AVG | W-L-T |
|------------------|---------|------|------|--------|-------|
| Peter Aubry | 574:20 | .906 | 2.82 | 6-3-1 | |
| Ashley Stevens | 1088:35 | .869 | 3.86 | 10-7-1 | |

1999-00 (23-10-4)

Head Coach: Rick Gotkin

| DATE | OPPONENT | MC | OPP |
|-----------|---------------------------|------------|-----------|
| Oct. 15 * | WINDSOR | 3 | 1 |
| Oct. 16** | FINDLAY | 3 | 4 |
| Oct. 22 | at Alabama-Huntsville | 3 | (OT)3 |
| Oct. 23 | at Alabama-Huntsville | 3 | (OT)3 |
| Oct. 29 | at Bentley | 6 | 4 |
| Oct. 30 | at Holy Cross | 5 | 2 |
| Nov. 5 | FAIRFIELD | 5 | 4 |
| Nov. 6 | QUINNIPIAC | 6 | 4 |
| Nov. 12 | at Iona | 4 | 2 |
| Nov. 13 | at Sacred Heart | 3 | (OT)2 |
| Nov. 23 | CANISIUS | 7 | (OT)7 |
| Nov. 26& | vs Wayne State | 5 | 4 |
| Nov. 27@ | at Findlay | 4 | 3 |
| Nov. 30 | at Ohio State | 2 | 5 |
| Dec. 3 | American International | 9 | 3 |
| Dec. 4 | CONNECTICUT | 5 | 3 |
| Dec. 30 | at Colgate | 0 | 3 |
| Jan. 7 | QUINNIPIAC | 1 | 3 |
| Jan. 8 | QUINNIPIAC | 2 | 4 |
| Jan. 14 | at American International | 6 | 3 |
| Jan. 15 | at American International | 3 | 1 |
| Jan. 21 | BENTLEY | 5 | 0 |
| Jan. 22 | BENTLEY | 8 | 0 |
| Jan. 28 | at Fairfield | 8 | 2 |
| Jan. 29 | at Fairfield | 4 | 1 |
| Feb. 4 | CANISIUS | 0 | 1 |
| Feb. 5 | at Canisius | 2 | (OT)2 |
| Feb. 11 | IONA | 3 | 1 |
| Feb. 12 | IONA | 3 | 1 |
| Feb. 18 | at Connecticut | 2 | 4 |
| Feb. 19 | at Connecticut | 2 | 4 |
| Feb. 25 | SACRED HEART | 5 | 3 |
| Feb. 26 | SACRED HEART | 3 | 2 |
| Mar. 3 | at Holy Cross | 0 | 1 |
| Mar. 4 | at Holy Cross | 6 | 1 |
| Mar. 11+ | HOLY CROSS | 10 | 3 |
| Mar. 16# | at Connecticut | 0 | 2 |
| | | 138 | 95 |

*Hamot Hockey Classic
 **Hamot Hockey Classic Championship
 &Findlay Hockey Classic
 @Findlay Hockey Classic Championship
 +MAAC Quarterfinal
 # MAAC Semifinal

| TOP 5 SCORERS: | G | A | PTS |
|----------------|----|----|-----|
| Louis Goulet | 19 | 23 | 42 |
| Eric Ellis | 12 | 28 | 40 |
| Tom McMonagle | 17 | 17 | 34 |
| Paul Colontino | 5 | 20 | 25 |
| Jeff Gould | 15 | 9 | 24 |
| Mark Stamp | 10 | 14 | 24 |

| TOP GOALTENDERS: | NAME | MIN | % | AVG | W-L-T |
|------------------|---------|------|------|--------|-------|
| Peter Aubry | 1207:08 | .913 | 2.44 | 11-6-3 | |
| Ashley Stevens | 961:23 | .897 | 2.56 | 11-4-1 | |



Laker Record Book

2000-01 (22-12-2)

Head Coach: Rick Gotkin

| DATE | OPPONENT | MC | OPP |
|-----------|---------------------|------------|-----------|
| Oct. 13 | BROCK (Exhibition) | 7 | 3 |
| Oct. 14 | BROCK (Exhibition) | 5 | 3 |
| Oct. 21 | at Clarkson | 1 | 2 |
| Oct. 27 | HOLY CROSS | 6 | 2 |
| Oct. 28 | BENTLEY | 12 | 0 |
| Nov. 3 | AMERICAN INTERN | 2 | 0 |
| Nov. 4 | AMERICAN INTERN | 1 | (OT)1 |
| Nov. 10 | CANISIUS | 4 | 0 |
| Nov. 11 | vs Canisius | 6 | 2 |
| Nov. 24 | at Union | 2 | (OT)2 |
| Nov. 25 | at Rensselaer | 0 | 5 |
| Dec. 1 | WAYNE STATE | 1 | 4 |
| Dec. 2 | IONA | 6 | 1 |
| Dec. 9 | at Army | 2 | 1 |
| Dec. 28 | BOWLING GREEN | 1 | 3 |
| Jan. 5 | at Army | 8 | 1 |
| Jan. 6 | at Colgate | 2 | 4 |
| Jan. 9 | CANISIUS | 1 | 3 |
| Jan.12 | at Quinnipiac | 6 | 0 |
| Jan. 13 | at Bentley | 4 | 2 |
| Jan. 20 | FAIRFIELD | 5 | 2 |
| Jan. 21 | SACRED HEART | 4 | 0 |
| Jan. 26 | at Iona | 2 | 4 |
| Jan. 27 | at Holy Cross | 4 | 3 |
| Feb. 2 | at Connecticut | 6 | 3 |
| Feb. 3 | at Quinnipiac | 1 | 4 |
| Feb. 9 | at American Intern. | 4 | (OT)5 |
| Feb. 10 | at Connecticut | 4 | 1 |
| Feb. 16 | CONNECTICUT | 6 | 4 |
| Feb. 17 | QUINNIPIAC | 3 | 5 |
| Feb. 23 | IONA | 4 | 0 |
| Feb. 24 | ARMY | 3 | 1 |
| Mar. 2 | at Fairfield | 3 | (OT)2 |
| Mar. 3 | at Sacred Heart | 3 | 5 |
| Mar. 10 + | FAIRFIELD | 10 | 5 |
| Mar. 15 # | vs Canisius | 4 | 3 |
| Mar. 17 * | vs Quinnipiac | 6 | 5 |
| Mar. 24 ^ | vs Michigan | 3 | 4 |
| | | 140 | 89 |

+MAAC Quarterfinal
 # MAAC Semifinal
 * MAAC Final at Connecticut
 ^ NCAA First Round (Grand Rapids, MI)

| TOP 5 SCORERS: | G | A | PTS |
|-----------------|----|----|-----|
| Louis Goulet | 16 | 27 | 43 |
| Adam Tackaberry | 16 | 27 | 43 |
| Eric Ellis | 14 | 25 | 39 |
| Jeff Gould | 16 | 21 | 37 |
| Tom McMonagle | 15 | 17 | 32 |

| TOP GOALTENDERS: | NAME | MIN | % | AVG | W-L-T |
|------------------|---------|------|------|---------|-------|
| Peter Aubry | 1784:56 | .916 | 2.49 | 19-10-2 | |
| Matt Cifelli | 363:02 | .927 | 2.15 | 3-2-0 | |

2001-2002 (24-10-3)

Head Coach: Rick Gotkin

| DATE | OPPONENT | MC | OPP |
|----------|-----------------|----|-------|
| Oct. 9 | BROCK | 2 | 2 |
| Oct. 12 | FINDLAY | 2 | 4 |
| Oct. 13 | at Findlay | 2 | 5 |
| Oct. 19 | at Northeastern | 2 | 5 |
| Oct. 26 | at Fairfield | 1 | 0 |
| Oct. 27 | at Sacred Heart | 5 | 2 |
| Nov. 2 | HOLY CROSS | 5 | (OT)5 |
| Nov. 3 | BENTLEY | 6 | 2 |
| Nov. 9 | ARMY | 3 | (OT)2 |
| Nov. 10 | ARMY | 5 | 2 |
| Nov. 17 | at Rensselaer | 3 | 4 |
| Nov. 23* | vs Niagara | 1 | 4 |
| Nov. 24# | vs Colgate | 5 | 2 |
| Nov. 30 | at Quinnipiac | 3 | (OT)3 |
| Dec. 1 | at Connecticut | 9 | 0 |

| | | | |
|----------|---------------------|------------|-----------|
| Dec. 7 | at Bentley | 4 | 2 |
| Dec. 8 | at Bentley | 3 | 1 |
| Jan. 4 | at Clarkson | 0 | 2 |
| Jan. 5 | at Clarkson | 1 | 8 |
| Jan. 12 | CANISIUS | 1 | (OT)0 |
| Jan. 15 | at Canisius | 3 | 1 |
| Jan. 18 | FAIRFIELD | 3 | 2 |
| Jan. 19 | FAIRFIELD | 3 | 1 |
| Jan. 25 | IONA | 6 | 2 |
| Jan. 26 | IONA | 5 | 2 |
| Feb. 1 | at Holy Cross | 6 | 3 |
| Feb. 2 | at Holy Cross | 4 | 1 |
| Feb. 8 | at Sacred Heart | 3 | (OT)3 |
| Feb. 9 | at American Intern. | 5 | 1 |
| Feb. 15 | CONNECTICUT | 4 | 1 |
| Feb. 16 | QUINNIPIAC | 4 | 2 |
| Feb. 22 | AMERICAN INTERN. | 5 | 1 |
| Feb. 23 | SACRED HEART | 0 | 5 |
| Mar. 1 | at Army | 2 | 3 |
| Mar. 2 | at Iona | 5 | 1 |
| Mar. 9& | ARMY | 2 | 1 |
| Mar. 14% | vs Connecticut | 5 | 0 |
| Mar. 16+ | vs Quinnipiac | 4 | 6 |
| | | 130 | 89 |

* - Syracuse Invitational (Syracuse, NY)
 # - Syracuse Invitational Third Place
 & - MAAC Quarterfinal
 % - MAAC Semifinal at Holy Cross
 + - MAAC Championship at Holy Cross

| TOP 5 SCORERS: | G | A | PTS |
|-----------------|----|----|-----|
| Louis Goulet | 10 | 28 | 38 |
| Adam Tackaberry | 15 | 18 | 33 |
| Mike Carter | 12 | 16 | 28 |
| Peter Rynshoven | 13 | 14 | 27 |
| Brad Olson | 11 | 16 | 27 |

| TOP GOALTENDERS: | NAME | MIN | % | AVG | W-L-T |
|------------------|---------|------|------|--------|-------|
| Peter Aubry | 1683:28 | .925 | 2.28 | 19-7-2 | |
| Matt Cifelli | 552:11 | .927 | 2.50 | 5-3-1 | |

2002-2003 (22-13-2)

Head Coach: Rick Gotkin

| DATE | OPPONENT | MC | OPP |
|---------|---------------------|----|-------|
| Oct. 8 | BROCK | 2 | (OT)2 |
| Oct. 18 | at Lake Superior | 2 | 3 |
| Oct. 19 | at Lake Superior | 1 | 3 |
| Oct. 25 | AIC | 8 | 2 |
| Oct. 26 | QUINNIPIAC | 3 | (OT)3 |
| Nov. 1 | at Maine | 0 | 5 |
| Nov. 2 | at Maine | 0 | 7 |
| Nov. 8 | at Fairfield | 6 | 1 |
| Nov. 9 | at Connecticut | 6 | 2 |
| Nov. 15 | ARMY | 5 | 3 |
| Nov. 16 | IONA | 4 | (OT)5 |
| Nov. 23 | at Rensselaer | 3 | 5 |
| Nov. 29 | at Denver | 1 | 5 |
| Nov. 30 | at Colorado College | 2 | 10 |
| Dec. 7 | at Canisius | 2 | 4 |
| Jan. 3 | CONNECTICUT | 4 | (OT)4 |
| Jan. 4 | CONNECTICUT | 3 | 1 |
| Jan. 10 | HOLY CROSS | 3 | 2 |
| Jan. 17 | at Quinnipiac | 5 | 1 |
| Jan. 18 | at Quinnipiac | 2 | 1 |
| Jan. 24 | at AIC | 5 | 1 |
| Jan. 25 | at AIC | 4 | 2 |
| Jan. 31 | FAIRFIELD | 4 | 3 |
| Feb. 1 | BENTLEY | 5 | 6 |
| Feb. 4 | CANISIUS | 5 | 4 |
| Feb. 7 | at Sacred Heart | 5 | 4 |
| Feb. 8 | at Fairfield | 4 | 2 |
| Feb. 14 | SACRED HEART | 3 | 8 |
| Feb. 15 | SACRED HEART | 1 | (OT)0 |
| Feb. 21 | at Iona | 6 | 3 |
| Feb. 22 | at Army | 3 | 6 |
| Feb. 28 | at Holy Cross | 2 | 1 |
| Mar. 1 | at Bentley | 4 | 2 |
| Mar. 8 | CANISIUS | 3 | 2 |

| | | | |
|----------|---------------|----|---|
| Mar. 15* | IONA | 5 | 4 |
| Mar. 21# | vs Bentley | 10 | 2 |
| Mar. 23& | vs Quinnipiac | 4 | 3 |
| Mar. 28% | vs Minnesota | 2 | 9 |

* - MAAC Quarterfinal
 # - MAAC Semifinal at West Point, NY
 & - MAAC Championship at West Point, NY
 % - NCAA West Regional Semifinal at Minneapolis, MN

| TOP 5 SCORERS: | G | A | PTS |
|----------------|----|----|-----|
| David Wrigley | 17 | 24 | 41 |
| Rich Hansen | 15 | 21 | 36 |
| Adam Rivers | 9 | 25 | 34 |
| Scott Reynolds | 10 | 19 | 29 |
| T.J. Kemp | 11 | 16 | 27 |

| TOP GOALTENDER: | NAME | MIN | % | AVG | W-L-T |
|-----------------|---------|------|------|--------|-------|
| Andy Franck | 1649:10 | 90.6 | 3.20 | 20-6-0 | |

2003-2004 (20-14-2)

Head Coach: Rick Gotkin

| DATE | OPPONENT | MC | OPP |
|--------------|---------------------|----|-----|
| Sat Oct 4 | at Michigan | 3 | 5 |
| Sat Oct 11 | BROCK | 4 | 2 |
| Fri Oct 24 | at Ohio State | 3 | 2 |
| Thu Oct 30 | at Canisius | 4 | 1 |
| Fri Nov 7 | ARMY | 7 | 2 |
| Sat Nov 8 | CONNECTICUT | 6 | 5 |
| Fri Nov 14 | HOLY CROSS | 2 | 5 |
| Sat Nov 15 | HOLY CROSS | 5 | 6 |
| Fri Nov 21 | at Western Michigan | 2 | 4 |
| Sat Nov 22 | at Western Michigan | 7 | 4 |
| Sat Nov 29 | at Cornell | 3 | 3 |
| Fri Dec 5 | at Quinnipiac | 2 | 5 |
| Sat Dec 6 | at American Intern. | 9 | 0 |
| Sat Dec 13 | at St. Lawrence | 2 | 5 |
| Sun Dec 28 * | at Rensselaer | 3 | 2 |
| Mon Dec 29 # | vs Northeastern | 5 | 7 |
| Fri Jan 2 | at Clarkson | 3 | 4 |
| Sat Jan 3 | at Clarkson | 2 | 8 |
| Fri Jan 9 | BENTLEY | 2 | 1 |
| Sat Jan 10 | BENTLEY | 3 | 2 |
| Fri Jan 16 | AMERICAN INTERN. | 4 | 3 |
| Sat Jan 17 | AMERICAN INTERN. | 4 | 3 |
| Fri Jan 23 | at Connecticut | 7 | 4 |
| Sat Jan 24 | at Connecticut | 5 | 2 |
| Fri Jan 30 | QUINNIPIAC | 5 | 1 |
| Sat Jan 31 | QUINNIPIAC | 4 | 4 |
| Fri Feb 6 | at Sacred Heart | 2 | 5 |
| Sat Feb 7 | at Sacred Heart | 2 | 5 |
| Fri Feb 13 | at Army | 5 | 2 |
| Sat Feb 14 | at Army | 6 | 3 |
| Fri Feb 20 | SACRED HEART | 2 | 3 |
| Fri Feb 27 | at Holy Cross | 4 | 6 |
| Sat Feb 28 | at Bentley | 7 | 1 |
| Fri Mar 5 | CANISIUS | 6 | 1 |
| Sat Mar 6 | at Canisius | 2 | 1 |
| Sat Mar 13 & | vs Bentley | 5 | 4 |
| Sun Mar 14 % | vs Sacred Heart | 2 | 3 |

* - Rensselaer/HSBC Holiday Hockey Tournament (Troy, NY)
 # - Rensselaer/HSBC Holiday Hockey Tournament
 Championship
 & - Atlantic Hockey Quarterfinal at Army
 % - Atlantic Hockey Semifinal at Army

| TOP 5 SCORERS: | G | A | PTS |
|-----------------|----|----|-----|
| Mike Carter | 11 | 26 | 37 |
| David Wrigley | 18 | 18 | 36 |
| Rich Hansen | 12 | 24 | 36 |
| Adam Tackaberry | 13 | 13 | 26 |
| Erik Johnson | 12 | 14 | 26 |

| TOP GOALTENDERS: | NAME | MIN | % | AVG | W-L-T |
|------------------|---------|------|------|--------|-------|
| Andy Franck | 1476:39 | 90.3 | 3.25 | 14-8-2 | |
| Jordan Wakefield | 696:24 | 90.8 | 3.19 | 6-6-0 | |



All-Time Roster

| Year | A | | | | |
|------------------------|------------|-----------|------------|------------|------------|
| | GP | G | A | PTS | PIM |
| ASSELSTINE, Jon | | | | | |
| 2003-04 | 35 | 5 | 4 | 9 | 6 |
| TOTALS | 35 | 5 | 4 | 9 | 6 |
| ATKIN, Bob | | | | | |
| 1995-96 | 24 | 12 | 21 | 33 | 10 |
| 1996-97 | 27 | 18 | 15 | 33 | 8 |
| 1997-98 | 26 | 13 | 26 | 39 | 24 |
| 1998-99 | 28 | 23 | 19 | 42 | 10 |
| TOTALS | 105 | 66 | 81 | 147 | 52 |
| AUBRY, Peter | | | | | |
| 1998-99 | 12 | 0 | 0 | 0 | 0 |
| 1999-00 | 20 | 0 | 2 | 2 | 2 |
| 2000-01 | 32 | 0 | 1 | 1 | 20 |
| 2001-02 | 29 | 0 | 1 | 1 | 2 |
| TOTALS | 93 | 0 | 4 | 4 | 24 |
| AYER, Kevin | | | | | |
| 1995-96 | 22 | 4 | 10 | 14 | 10 |
| 1996-97 | 5 | 2 | 0 | 2 | 8 |
| TOTALS | 27 | 6 | 10 | 16 | 18 |
| B | | | | | |
| BAKKER, Greg | | | | | |
| 1993-94 | 7 | 1 | 2 | 3 | 0 |
| TOTALS | 7 | 1 | 2 | 3 | 0 |
| BARBER, Scott | | | | | |
| 1991-92 | 6 | 0 | 0 | 0 | 0 |
| 1992-93 | 16 | 0 | 1 | 1 | 14 |
| 1993-94 | 16 | 0 | 1 | 1 | 0 |
| 1994-95 | 27 | 0 | 1 | 1 | 18 |
| TOTALS | 65 | 0 | 3 | 3 | 32 |
| BLASKO, Charlie | | | | | |
| 1995-96 | 10 | 2 | 3 | 5 | 6 |
| 1996-97 | 25 | 6 | 4 | 10 | 12 |
| 1997-98 | 25 | 2 | 5 | 7 | 10 |
| TOTALS | 60 | 10 | 12 | 22 | 28 |
| BOHUN, Bryce | | | | | |
| 1992-93 | 28 | 17 | 25 | 42 | 10 |
| 1993-94 | 23 | 10 | 22 | 32 | 12 |
| 1994-95 | 21 | 9 | 27 | 36 | 4 |
| 1995-96 | 26 | 13 | 27 | 40 | 2 |
| TOTALS | 98 | 49 | 101 | 150 | 28 |
| BORGFORD, Tony | | | | | |
| 1995-96 | 18 | 2 | 7 | 9 | 16 |
| 1996-97 | 26 | 5 | 12 | 17 | 65 |
| 1997-98 | 25 | 2 | 9 | 11 | 48 |
| 1998-99 | 23 | 4 | 6 | 10 | 60 |
| TOTALS | 92 | 13 | 34 | 47 | 189 |
| BORRELLI, Dave | | | | | |
| 2002-03 | 33 | 9 | 10 | 19 | 36 |
| 2003-04 | 35 | 14 | 10 | 24 | 59 |
| TOTALS | 68 | 23 | 20 | 43 | 95 |
| BOWLES, Gary | | | | | |
| 1987-88 | 16 | 0 | 1 | 1 | 18 |
| 1988-89 | 24 | 0 | 2 | 2 | 14 |
| 1989-90 | 29 | 0 | 5 | 5 | 30 |
| 1990-91 | 32 | 0 | 1 | 1 | 18 |
| TOTALS | 101 | 0 | 9 | 9 | 80 |
| BRAMWELL, Scott | | | | | |
| 1993-94 | 3 | 2 | 3 | 5 | 2 |
| TOTALS | 3 | 2 | 3 | 5 | 2 |

| | | | | | |
|-------------------------|------------|------------|------------|------------|------------|
| BRANDT, Trevor | | | | | |
| 1994-95 | 26 | 11 | 14 | 25 | 32 |
| 1995-96 | 24 | 7 | 7 | 14 | 30 |
| 1996-97 | 24 | 5 | 10 | 15 | 55 |
| 1997-98 | 25 | 9 | 12 | 21 | 26 |
| TOTALS | 99 | 32 | 43 | 75 | 143 |
| BRIGGS, Preston | | | | | |
| 2002-03 | 32 | 2 | 6 | 8 | 22 |
| 2003-04 | 33 | 1 | 5 | 6 | 42 |
| TOTALS | 65 | 3 | 11 | 14 | 64 |
| BROTKA, Chris | | | | | |
| 1999-00 | 18 | 4 | 3 | 7 | 2 |
| TOTALS | 18 | 4 | 3 | 7 | 2 |
| BROWN, Nolan | | | | | |
| 2000-01 | 29 | 0 | 8 | 8 | 22 |
| 2001-02 | 37 | 2 | 5 | 7 | 18 |
| 2002-03 | 37 | 0 | 7 | 7 | 38 |
| 2003-04 | 33 | 2 | 4 | 6 | 24 |
| TOTALS | 136 | 4 | 24 | 28 | 102 |
| BRUNO, John | | | | | |
| 1987-88 | 3 | 0 | 0 | 0 | 2 |
| TOTALS | 3 | 0 | 0 | 0 | 2 |
| BURFOOT, Scott | | | | | |
| 1988-89 | 27 | 29 | 33 | 62 | 42 |
| 1989-90 | 23 | 24 | 27 | 51 | 28 |
| 1990-91 | 33 | 49 | 47 | 96 | 54 |
| 1991-92 | 30 | 39 | 42 | 81 | 73 |
| TOTALS | 113 | 141 | 149 | 290 | 197 |
| BUTTS, Chris | | | | | |
| 1990-91 | 8 | 0 | 2 | 2 | 0 |
| TOTALS | 8 | 0 | 2 | 2 | 0 |
| C | | | | | |
| CALUORI, Paul | | | | | |
| 1996-97 | 6 | 1 | 2 | 3 | 14 |
| 1998-99 | 20 | 5 | 9 | 14 | 18 |
| 1999-00 | 22 | 3 | 4 | 7 | 22 |
| TOTALS | 48 | 9 | 15 | 24 | 54 |
| CANNAM, Scott | | | | | |
| 1994-95 | 26 | 18 | 17 | 35 | 44 |
| TOTALS | 26 | 18 | 17 | 35 | 44 |
| CAPIZZANO, Paul | | | | | |
| 1991-92 | 29 | 3 | 8 | 11 | 20 |
| 1992-93 | 23 | 7 | 10 | 17 | 6 |
| 1993-94 | 20 | 6 | 6 | 12 | 16 |
| 1994-95 | 9 | 1 | 6 | 7 | 2 |
| TOTALS | 81 | 17 | 30 | 47 | 44 |
| CARTER, Mike | | | | | |
| 2000-01 | 21 | 9 | 2 | 11 | 6 |
| 2001-02 | 37 | 12 | 16 | 28 | 24 |
| 2002-03 | 37 | 10 | 11 | 21 | 36 |
| 2003-04 | 36 | 11 | 26 | 37 | 34 |
| TOTALS | 131 | 42 | 55 | 97 | 100 |
| CHAMBERS, Mark | | | | | |
| 1999-00 | 25 | 1 | 3 | 4 | 20 |
| 2000-01 | 33 | 2 | 3 | 5 | 50 |
| 2001-02 | 30 | 1 | 6 | 7 | 38 |
| 2002-03 | 36 | 1 | 8 | 9 | 44 |
| TOTAL | 124 | 5 | 20 | 25 | 152 |
| CHAMPAGNE, Scott | | | | | |
| 2003-04 | 35 | 8 | 18 | 26 | 16 |
| TOTALS | 35 | 8 | 18 | 26 | 16 |
| CHARLAP, Michael | | | | | |
| 1987-88 | 7 | 0 | 0 | 0 | 2 |
| 1988-89 | 3 | 0 | 0 | 0 | 0 |
| TOTALS | 10 | 0 | 0 | 0 | 2 |
| CIESIELSKI, Russ | | | | | |
| 1993-94 | 19 | 1 | 1 | 2 | 64 |
| 1994-95 | 15 | 1 | 8 | 9 | 45 |
| 1995-96 | 21 | 0 | 5 | 5 | 42 |
| 1996-97 | 19 | 4 | 13 | 17 | 63 |
| TOTALS | 74 | 6 | 27 | 33 | 214 |

| | | | | | |
|--------------------------|------------|-----------|-----------|------------|------------|
| CIFELLI, Matt | | | | | |
| 2000-01 | 9 | 0 | 0 | 0 | 0 |
| 2001-02 | 10 | 0 | 0 | 0 | 0 |
| TOTALS | 19 | 0 | 0 | 0 | 0 |
| COLONTINO, Paul | | | | | |
| 1996-97 | 25 | 4 | 10 | 14 | 24 |
| 1997-98 | 25 | 4 | 9 | 13 | 20 |
| 1998-99 | 13 | 4 | 9 | 13 | 16 |
| 1999-00 | 34 | 5 | 20 | 25 | 42 |
| TOTALS | 97 | 17 | 48 | 65 | 102 |
| COON, Marlin | | | | | |
| 1988-89 | 9 | 0 | 0 | 0 | 4 |
| TOTALS | 9 | 0 | 0 | 0 | 4 |
| COYNE, Ed | | | | | |
| 1988-89 | 19 | 2 | 5 | 7 | 14 |
| TOTALS | 19 | 2 | 5 | 7 | 14 |
| CROCKFORD, Ian | | | | | |
| 1993-94 | 21 | 7 | 7 | 14 | 76 |
| 1994-95 | 26 | 3 | 8 | 11 | 30 |
| 1995-96 | 16 | 1 | 3 | 4 | 16 |
| 1996-97 | 17 | 3 | 4 | 7 | 30 |
| TOTALS | 80 | 14 | 22 | 36 | 152 |
| CUZZOLA, Chris | | | | | |
| 1987-88 | 22 | 10 | 14 | 24 | 20 |
| TOTALS | 22 | 10 | 14 | 24 | 20 |
| CYR, Shaun | | | | | |
| 1988-89 | 26 | 6 | 19 | 25 | 63 |
| 1989-90 | 29 | 3 | 18 | 21 | 104 |
| 1990-91 | 20 | 1 | 7 | 8 | 65 |
| 1991-92 | 27 | 3 | 11 | 14 | 109 |
| TOTALS | 102 | 13 | 55 | 68 | 341 |
| D | | | | | |
| DeCOTEAU, Bill | | | | | |
| 1989-90 | 27 | 0 | 12 | 12 | 29 |
| 1990-91 | 33 | 3 | 15 | 18 | 26 |
| 1991-92 | 31 | 3 | 11 | 14 | 64 |
| TOTALS | 91 | 6 | 38 | 44 | 119 |
| DeCOTEAU, Tom | | | | | |
| 1989-90 | 27 | 15 | 20 | 35 | 89 |
| 1990-91 | 31 | 13 | 27 | 40 | 86 |
| 1991-92 | 30 | 14 | 25 | 39 | 123 |
| 1992-93 | 25 | 5 | 17 | 22 | 120 |
| TOTALS | 113 | 47 | 89 | 136 | 418 |
| DEVINE, Dave | | | | | |
| 1990-91 | 1 | 0 | 1 | 1 | 0 |
| TOTALS | 1 | 0 | 1 | 1 | 0 |
| DORAN, Pat | | | | | |
| 1988-89 | 17 | 1 | 5 | 6 | 126 |
| 1989-90 | 21 | 5 | 4 | 9 | 63 |
| 1990-91 | 28 | 2 | 9 | 11 | 101 |
| 1991-92 | 3 | 0 | 0 | 0 | 6 |
| TOTALS | 69 | 8 | 18 | 26 | 296 |
| E | | | | | |
| ELLIS, Eric | | | | | |
| 1997-98 | 26 | 7 | 18 | 25 | 24 |
| 1998-99 | 27 | 10 | 18 | 28 | 18 |
| 1999-00 | 32 | 12 | 28 | 40 | 30 |
| 2000-01 | 36 | 14 | 25 | 39 | 18 |
| TOTALS | 121 | 43 | 89 | 132 | 90 |
| EVANGELISTA, John | | | | | |
| 1994-95 | 25 | 7 | 13 | 20 | 12 |
| 1995-96 | 24 | 13 | 17 | 30 | 10 |
| 1996-97 | 27 | 20 | 37 | 57 | 44 |
| 1997-98 | 27 | 17 | 30 | 47 | 45 |
| TOTALS | 103 | 57 | 97 | 154 | 111 |



Laker Record Book

| F | | | | | |
|---------------|----------|----------|----------|----------|----------|
| FIGAS, Ed | | | | | |
| 1988-89 | 4 | 0 | 0 | 0 | 0 |
| TOTALS | 4 | 0 | 0 | 0 | 0 |

| | | | | | |
|-------------------|----------|----------|----------|----------|----------|
| FRANCESCHI, Chris | | | | | |
| 1987-88 | 7 | 0 | 2 | 2 | 4 |
| TOTALS | 7 | 0 | 2 | 2 | 4 |

| G | | | | | |
|---------------|-----------|-----------|-----------|-----------|-----------|
| GANLEY, Pat | | | | | |
| 1987-88 | 23 | 17 | 13 | 30 | 52 |
| 1988-89 | 6 | 0 | 1 | 1 | 4 |
| TOTALS | 29 | 17 | 14 | 31 | 56 |

| | | | | | |
|-----------------|------------|-----------|-----------|-----------|-----------|
| GAUTHIER, Kevin | | | | | |
| 1990-91 | 33 | 7 | 9 | 16 | 42 |
| 1991-92 | 31 | 4 | 14 | 18 | 14 |
| 1992-93 | 28 | 7 | 10 | 17 | 14 |
| 1993-94 | 23 | 5 | 14 | 19 | 16 |
| TOTALS | 115 | 23 | 47 | 70 | 86 |

| | | | | | |
|---------------|----------|----------|----------|----------|----------|
| GEHRING, Jim | | | | | |
| 2003-04 | 8 | 2 | 3 | 5 | 8 |
| TOTALS | 8 | 2 | 3 | 5 | 8 |

| | | | | | |
|---------------|----------|----------|----------|----------|----------|
| GEVERS, Greg | | | | | |
| 1990-91 | 2 | 0 | 0 | 0 | 0 |
| TOTALS | 2 | 0 | 0 | 0 | 0 |

| | | | | | |
|---------------|------------|-----------|-----------|------------|------------|
| GIGNAC, Rick | | | | | |
| 1987-88 | 17 | 15 | 15 | 30 | 84 |
| 1988-89 | 22 | 9 | 15 | 24 | 66 |
| 1989-90 | 30 | 6 | 22 | 28 | 77 |
| 1990-91 | 33 | 9 | 20 | 29 | 81 |
| TOTALS | 102 | 39 | 72 | 111 | 308 |

| | | | | | |
|----------------|----------|----------|----------|----------|----------|
| GIRARDI, Micky | | | | | |
| 2001-02 | 6 | 0 | 1 | 1 | 2 |
| TOTALS | 6 | 0 | 1 | 1 | 2 |

| | | | | | |
|-------------------|----------|----------|----------|----------|-----------|
| GOBBATTO, Richard | | | | | |
| 1992-93 | 3 | 0 | 2 | 2 | 10 |
| TOTALS | 3 | 0 | 2 | 2 | 10 |

| | | | | | |
|---------------|-----------|-----------|-----------|-----------|------------|
| GODWIN, Dave | | | | | |
| 1987-88 | 19 | 7 | 16 | 23 | 76 |
| 1988-89 | 27 | 6 | 6 | 12 | 56 |
| TOTALS | 46 | 13 | 22 | 35 | 132 |

| | | | | | |
|---------------|-----------|-----------|-----------|-----------|-----------|
| GOULD, Jeff | | | | | |
| 1997-98 | 13 | 3 | 1 | 4 | 0 |
| 1998-99 | 8 | 1 | 6 | 7 | 0 |
| 1999-00 | 36 | 15 | 9 | 24 | 14 |
| 2000-01 | 36 | 16 | 21 | 37 | 10 |
| TOTALS | 93 | 35 | 37 | 61 | 24 |

| | | | | | |
|---------------|------------|-----------|-----------|------------|-----------|
| GOULET, Louis | | | | | |
| 1998-99 | 28 | 16 | 18 | 34 | 12 |
| 1999-00 | 36 | 19 | 23 | 42 | 26 |
| 2000-01 | 36 | 16 | 27 | 43 | 34 |
| 2001-02 | 37 | 10 | 28 | 38 | 10 |
| TOTALS | 137 | 45 | 96 | 157 | 82 |

| | | | | | |
|---------------|-----------|-----------|----------|-----------|-----------|
| GOURGON, Kyle | | | | | |
| 2003-04 | 36 | 12 | 7 | 19 | 22 |
| TOTALS | 36 | 12 | 7 | 19 | 22 |

| | | | | | |
|---------------|----------|----------|----------|----------|----------|
| GRASKY, Jim | | | | | |
| 1988-89 | 8 | 0 | 0 | 0 | 0 |
| TOTALS | 8 | 0 | 0 | 0 | 0 |

| | | | | | |
|-----------------|------------|-----------|-----------|-----------|------------|
| GREENBERG, Seth | | | | | |
| 1987-88 | 17 | 13 | 18 | 31 | 36 |
| 1988-89 | 26 | 13 | 11 | 24 | 34 |
| 1989-90 | 24 | 5 | 6 | 11 | 20 |
| 1990-91 | 33 | 2 | 3 | 5 | 22 |
| TOTALS | 100 | 33 | 38 | 71 | 112 |

| | | | | | |
|---------------|-----------|-----------|-----------|-----------|------------|
| GUSHIE, Ken | | | | | |
| 1990-91 | 21 | 7 | 2 | 9 | 14 |
| 1991-92 | 30 | 13 | 6 | 19 | 114 |
| 1992-93 | 28 | 9 | 13 | 22 | 64 |
| TOTALS | 79 | 29 | 21 | 50 | 192 |

| H | | | | | |
|---------------|----------|----------|----------|----------|-----------|
| HALL, Gary | | | | | |
| 1989-90 | 7 | 0 | 1 | 1 | 14 |
| TOTALS | 7 | 0 | 1 | 1 | 14 |

| | | | | | |
|---------------|------------|-----------|-----------|-----------|-----------|
| HANSEN, Rich | | | | | |
| 2001-02 | 37 | 8 | 17 | 25 | 20 |
| 2002-03 | 37 | 15 | 21 | 36 | 28 |
| 2003-04 | 36 | 12 | 24 | 36 | 20 |
| TOTALS | 110 | 35 | 62 | 97 | 68 |

| | | | | | |
|-------------------|-----------|----------|----------|-----------|-----------|
| HARRINGTON, Brian | | | | | |
| 1987-88 | 4 | 1 | 0 | 1 | 4 |
| 1988-89 | 28 | 8 | 9 | 17 | 10 |
| TOTALS | 32 | 9 | 9 | 18 | 14 |

| | | | | | |
|---------------|-----------|----------|-----------|-----------|-----------|
| HENK, Pat | | | | | |
| 2003-04 | 32 | 3 | 10 | 13 | 32 |
| TOTALS | 32 | 3 | 10 | 13 | 32 |

| | | | | | |
|----------------|-----------|-----------|-----------|-----------|-----------|
| HENNESSY, Sean | | | | | |
| 1987-88 | 21 | 25 | 10 | 35 | 38 |
| 1988-89 | 8 | 0 | 2 | 2 | 2 |
| TOTALS | 29 | 25 | 12 | 37 | 40 |

| | | | | | |
|----------------------|-----------|----------|----------|----------|----------|
| HERBOLSHEIMER, Chris | | | | | |
| 1994-95 | 8 | 0 | 0 | 0 | 0 |
| 1995-96 | 17 | 0 | 3 | 3 | 0 |
| 1996-97 | 18 | 0 | 0 | 0 | 0 |
| 1997-98 | 7 | 0 | 0 | 0 | 0 |
| TOTALS | 50 | 0 | 3 | 3 | 0 |

| | | | | | |
|---------------|------------|-----------|-----------|-----------|------------|
| HISCOCK, P.J. | | | | | |
| 1999-00 | 34 | 6 | 9 | 15 | 18 |
| 2000-01 | 35 | 5 | 9 | 14 | 20 |
| 2001-02 | 35 | 4 | 5 | 9 | 30 |
| 2002-03 | 34 | 8 | 5 | 13 | 32 |
| TOTAL | 138 | 23 | 28 | 51 | 100 |

| | | | | | |
|---------------|-----------|-----------|-----------|-----------|-----------|
| HLINCIK, Oto | | | | | |
| 1995-96 | 22 | 12 | 26 | 38 | 6 |
| 1996-97 | 26 | 12 | 9 | 21 | 16 |
| 1997-98 | 26 | 9 | 14 | 23 | 4 |
| 1998-99 | 9 | 1 | 9 | 10 | 0 |
| TOTALS | 83 | 34 | 58 | 92 | 26 |

| | | | | | |
|----------------|----------|----------|----------|----------|----------|
| HOFFNAGLE, Jon | | | | | |
| 1989-90 | 3 | 0 | 0 | 0 | 0 |
| TOTALS | 3 | 0 | 0 | 0 | 0 |

| | | | | | |
|---------------|------------|-----------|-----------|-----------|------------|
| HOLYK, Mike | | | | | |
| 1988-89 | 28 | 1 | 18 | 19 | 60 |
| 1989-90 | 30 | 2 | 13 | 15 | 54 |
| 1990-91 | 31 | 1 | 18 | 19 | 85 |
| 1991-92 | 30 | 7 | 7 | 14 | 52 |
| TOTALS | 119 | 11 | 56 | 67 | 251 |

| | | | | | |
|---------------|-----------|----------|-----------|-----------|----------|
| HUNT, Jamie | | | | | |
| 2003-04 | 27 | 3 | 16 | 19 | 4 |
| TOTALS | 27 | 3 | 16 | 19 | 4 |

| | | | | | |
|---------------|------------|----------|-----------|-----------|-----------|
| HUNT, Trevor | | | | | |
| 1991-92 | 26 | 3 | 13 | 16 | 34 |
| 1992-93 | 28 | 2 | 8 | 10 | 20 |
| 1993-94 | 22 | 1 | 9 | 10 | 10 |
| 1994-95 | 24 | 0 | 5 | 5 | 17 |
| TOTALS | 100 | 6 | 35 | 41 | 81 |

| I | | | | | |
|---------------|-----------|----------|----------|----------|-----------|
| IPRI, Steve | | | | | |
| 1988-89 | 17 | 1 | 2 | 3 | 26 |
| 1989-90 | 19 | 0 | 4 | 4 | 20 |
| TOTALS | 36 | 1 | 6 | 7 | 46 |

| J | | | | | |
|---------------|-----------|-----------|-----------|-----------|-----------|
| JOHNSON, Erik | | | | | |
| 2002-03 | 35 | 8 | 9 | 17 | 26 |
| 2003-04 | 35 | 12 | 14 | 26 | 47 |
| TOTALS | 70 | 20 | 23 | 43 | 73 |

| | | | | | |
|---------------|-----------|-----------|-----------|------------|------------|
| JOHNSON, Jon | | | | | |
| 1992-93 | 25 | 12 | 15 | 27 | 110 |
| 1993-94 | 22 | 17 | 16 | 33 | 85 |
| 1994-95 | 28 | 22 | 21 | 43 | 108 |
| TOTALS | 75 | 51 | 52 | 103 | 303 |

| | | | | | |
|---------------|-----------|-----------|-----------|-----------|------------|
| JOHNSON, Kurt | | | | | |
| 1989-90 | 30 | 10 | 14 | 24 | 52 |
| 1990-91 | 33 | 10 | 13 | 23 | 55 |
| TOTALS | 63 | 20 | 27 | 47 | 107 |

| | | | | | |
|---------------|----------|----------|----------|----------|----------|
| JUDGE, Greg | | | | | |
| 1998-99 | 3 | 0 | 2 | 2 | 0 |
| TOTALS | 3 | 0 | 2 | 2 | 0 |

| K | | | | | |
|----------------|-----------|----------|-----------|-----------|-----------|
| KAISER, Dallas | | | | | |
| 1987-88 | 16 | 3 | 11 | 14 | 57 |
| TOTALS | 16 | 3 | 11 | 14 | 57 |

| | | | | | |
|---------------|-----------|----------|-----------|-----------|-----------|
| KANE, Shawn | | | | | |
| 1997-98 | 24 | 4 | 11 | 15 | 27 |
| TOTALS | 24 | 4 | 11 | 15 | 27 |

| | | | | | |
|----------------|-----------|----------|----------|----------|----------|
| KARUNAKAR, Avi | | | | | |
| 1994-95 | 2 | 0 | 0 | 0 | 0 |
| 1995-96 | 14 | 0 | 5 | 5 | 0 |
| 1996-97 | 6 | 0 | 1 | 1 | 0 |
| 1997-98 | 12 | 0 | 0 | 0 | 6 |
| TOTALS | 34 | 0 | 6 | 6 | 6 |

| | | | | | |
|---------------|------------|-----------|-----------|------------|-----------|
| KEEN, Mick | | | | | |
| 1988-89 | 28 | 20 | 17 | 37 | 34 |
| 1989-90 | 28 | 24 | 20 | 44 | 35 |
| 1990-91 | 33 | 25 | 23 | 48 | 12 |
| 1991-92 | 30 | 11 | 22 | 33 | 14 |
| TOTALS | 119 | 80 | 82 | 162 | 95 |

| | | | | | |
|---------------|-----------|----------|-----------|-----------|-----------|
| KEHOE, Scott | | | | | |
| 1997-98 | 13 | 0 | 1 | 1 | 4 |
| 1998-99 | 25 | 1 | 10 | 11 | 24 |
| 1999-00 | 14 | 1 | 4 | 5 | 29 |
| TOTALS | 52 | 2 | 15 | 17 | 57 |

| | | | | | |
|---------------|------------|-----------|-----------|-----------|-----------|
| KEMP, T.J. | | | | | |
| 2001-02 | 31 | 8 | 11 | 19 | 18 |
| 2002-03 | 37 | 11 | 16 | 27 | 39 |
| 2003-04 | 34 | 5 | 21 | 26 | 42 |
| TOTALS | 102 | 22 | 50 | 72 | 99 |

| | | | | | |
|-----------------|----|---|---|---|----|
| KING, Jamie | | | | | |
| 2000-01 | 29 | 3 | 0 | 3 | 18 |
| 2001-02 | 32 | 4 | 2 | 6 | 14 |
| 2002-03 | 23 | 1 | 3 | 4 | 16 |
| TOTAL </ | | | | | |



| | | | | | |
|---------------|----------|----------|----------|----------|----------|
| KYLE, Paul | | | | | |
| 1987-88 | 3 | 0 | 0 | 0 | 0 |
| TOTALS | 3 | 0 | 0 | 0 | 0 |

L

| | | | | | |
|---------------|------------|-----------|-----------|-----------|------------|
| LaGUE, Randy | | | | | |
| 1989-90 | 29 | 4 | 3 | 7 | 48 |
| 1990-91 | 33 | 2 | 2 | 4 | 16 |
| 1991-92 | 31 | 4 | 11 | 15 | 42 |
| 1992-93 | 26 | 2 | 7 | 9 | 20 |
| TOTALS | 119 | 12 | 23 | 35 | 126 |

| | | | | | |
|---------------|-----------|-----------|-----------|-----------|-----------|
| LARMER, Dan | | | | | |
| 1991-92 | 7 | 1 | 0 | 1 | 0 |
| 1992-93 | 26 | 6 | 7 | 13 | 10 |
| 1993-94 | 23 | 4 | 15 | 19 | 24 |
| TOTALS | 56 | 11 | 22 | 33 | 34 |

| | | | | | |
|----------------|----------|----------|----------|----------|-----------|
| LAUGHLIN, Mike | | | | | |
| 1987-88 | 9 | 2 | 5 | 7 | 25 |
| TOTALS | 9 | 2 | 5 | 7 | 25 |

| | | | | | |
|---------------|----------|----------|----------|----------|----------|
| LAUGHLIN, Pat | | | | | |
| 1987-88 | 3 | 0 | 1 | 1 | 2 |
| TOTALS | 3 | 0 | 1 | 1 | 2 |

| | | | | | |
|---------------|-----------|----------|----------|----------|----------|
| LAVENDER, Tod | | | | | |
| 1993-94 | 10 | 3 | 3 | 6 | 4 |
| 1994-95 | 8 | 1 | 2 | 3 | 4 |
| TOTALS | 18 | 4 | 5 | 9 | 8 |

| | | | | | |
|-------------------|----------|----------|----------|----------|----------|
| LEWANDOWSKI, Mike | | | | | |
| 1995-96 | 7 | 3 | 1 | 4 | 4 |
| TOTALS | 7 | 3 | 1 | 4 | 4 |

| | | | | | |
|---------------|------------|----------|-----------|-----------|------------|
| LEWIS, Dave | | | | | |
| 1988-89 | 27 | 3 | 18 | 21 | 71 |
| 1989-90 | 30 | 1 | 9 | 10 | 64 |
| 1990-91 | 26 | 1 | 5 | 6 | 24 |
| 1991-92 | 23 | 1 | 6 | 7 | 33 |
| TOTALS | 106 | 6 | 38 | 44 | 192 |

| | | | | | |
|---------------|----------|----------|----------|----------|----------|
| LORDI, Nick | | | | | |
| 2000-2001 | 1 | 0 | 0 | 0 | 0 |
| TOTALS | 1 | 0 | 0 | 0 | 0 |

| | | | | | |
|-----------------|-----------|-----------|-----------|-----------|-----------|
| LUDEVIKS, Scott | | | | | |
| 1995-96 | 16 | 6 | 5 | 11 | 6 |
| 1996-97 | 26 | 18 | 13 | 31 | 8 |
| 1997-98 | 25 | 16 | 16 | 32 | 20 |
| 1998-99 | 27 | 9 | 11 | 20 | 16 |
| TOTALS | 94 | 49 | 45 | 94 | 50 |

| | | | | | |
|---------------|----------|----------|----------|----------|----------|
| LUECK, Chris | | | | | |
| 1993-94 | 5 | 0 | 0 | 0 | 0 |
| TOTALS | 5 | 0 | 0 | 0 | 0 |

| | | | | | |
|---------------|-----------|----------|-----------|-----------|------------|
| LYKE, R.C. | | | | | |
| 1999-00 | 26 | 2 | 6 | 8 | 37 |
| 2000-01 | 31 | 0 | 9 | 9 | 75 |
| 2001-02 | 33 | 2 | 7 | 9 | 46 |
| TOTALS | 90 | 4 | 22 | 26 | 158 |

M

| | | | | | |
|------------------|------------|-----------|------------|------------|------------|
| MacDONALD, Craig | | | | | |
| 1991-92 | 31 | 15 | 31 | 46 | 34 |
| 1992-93 | 28 | 23 | 34 | 57 | 20 |
| 1993-94 | 24 | 11 | 22 | 33 | 34 |
| 1994-95 | 28 | 21 | 20 | 41 | 34 |
| TOTALS | 111 | 70 | 107 | 177 | 122 |

| | | | | | |
|------------------|-----------|-----------|-----------|-----------|-----------|
| MacDONALD, Scott | | | | | |
| 1992-93 | 26 | 11 | 12 | 23 | 22 |
| 1993-94 | 23 | 5 | 5 | 10 | 10 |
| 1994-95 | 25 | 6 | 13 | 19 | 24 |
| 1995-96 | 24 | 19 | 24 | 43 | 14 |
| TOTALS | 98 | 41 | 54 | 95 | 70 |

| | | | | | |
|---------------|-----------|-----------|-----------|------------|-----------|
| MADIA, Rob | | | | | |
| 1991-92 | 31 | 39 | 32 | 71 | 27 |
| 1992-93 | 28 | 24 | 39 | 63 | 22 |
| TOTALS | 59 | 63 | 71 | 134 | 49 |

| | | | | | |
|-----------------|-----------|----------|-----------|-----------|-----------|
| MARSHALL, Chris | | | | | |
| 1987-88 | 18 | 3 | 10 | 13 | 56 |
| TOTALS | 18 | 3 | 10 | 13 | 56 |

| | | | | | |
|----------------|-----------|----------|-----------|-----------|------------|
| MARTIN, Conrad | | | | | |
| 2002-03 | 37 | 3 | 6 | 9 | 66 |
| 2003-04 | 33 | 2 | 8 | 10 | 78 |
| TOTALS | 70 | 5 | 14 | 19 | 144 |

| | | | | | |
|---------------|-----------|-----------|-----------|-----------|-----------|
| MASSE, Mike | | | | | |
| 1995-96 | 18 | 3 | 9 | 12 | 29 |
| 1996-97 | 26 | 4 | 17 | 21 | 18 |
| 1997-98 | 27 | 4 | 15 | 19 | 16 |
| 1998-99 | 26 | 4 | 10 | 14 | 8 |
| TOTALS | 97 | 15 | 51 | 66 | 71 |

| | | | | | |
|---------------|-----------|-----------|-----------|-----------|-----------|
| MASSIS, Mike | | | | | |
| 1994-95 | 14 | 2 | 5 | 7 | 4 |
| 1995-96 | 23 | 4 | 21 | 25 | 14 |
| 1996-97 | 24 | 9 | 19 | 28 | 8 |
| 1997-98 | 26 | 4 | 13 | 17 | 27 |
| TOTALS | 87 | 19 | 58 | 77 | 53 |

| | | | | | |
|---------------|-----------|----------|-----------|-----------|-----------|
| McCLAIN, Lew | | | | | |
| 1987-88 | 13 | 3 | 5 | 8 | 12 |
| 1988-89 | 26 | 4 | 7 | 11 | 14 |
| TOTALS | 39 | 7 | 12 | 19 | 26 |

| | | | | | |
|----------------|------------|-----------|-----------|-----------|------------|
| McDONALD, Brad | | | | | |
| 1998-99 | 26 | 9 | 17 | 26 | 32 |
| 1999-00 | 29 | 4 | 10 | 14 | 28 |
| 2000-01 | 30 | 2 | 8 | 10 | 18 |
| 2001-02 | 19 | 2 | 5 | 7 | 28 |
| TOTALS | 104 | 17 | 40 | 57 | 106 |

| | | | | | |
|---------------|-----------|----------|----------|-----------|-----------|
| McKENNA, John | | | | | |
| 1987-88 | 21 | 4 | 9 | 13 | 74 |
| TOTALS | 21 | 4 | 9 | 13 | 74 |

| | | | | | |
|-----------------|-----------|------------|-----------|------------|------------|
| McKINNON, Kevin | | | | | |
| 1992-93 | 28 | 32 | 19 | 51 | 63 |
| 1993-94 | 23 | 29 | 18 | 47 | 83 |
| 1994-95 | 14 | 16 | 14 | 30 | 26 |
| 1995-96 | 26 | 42 | 28 | 70 | 54 |
| TOTALS | 91 | 119 | 79 | 198 | 226 |

| | | | | | |
|---------------|----------|----------|----------|----------|----------|
| McKINNON, Tom | | | | | |
| 1995-96 | 1 | 0 | 0 | 0 | 0 |
| 1997-98 | 1 | 0 | 0 | 0 | 0 |
| TOTALS | 2 | 0 | 0 | 0 | 0 |

| | | | | | |
|----------------|------------|-----------|-----------|------------|------------|
| McMONAGLE, Tom | | | | | |
| 1998-99 | 26 | 14 | 16 | 30 | 52 |
| 1999-00 | 33 | 17 | 17 | 34 | 54 |
| 2000-01 | 29 | 15 | 17 | 32 | 26 |
| 2001-02 | 27 | 9 | 8 | 17 | 16 |
| TOTALS | 115 | 55 | 58 | 113 | 148 |

| | | | | | |
|---------------|------------|-----------|-----------|------------|------------|
| MOIR, Andrew | | | | | |
| 1989-90 | 30 | 6 | 17 | 23 | 52 |
| 1990-91 | 33 | 8 | 18 | 26 | 46 |
| 1991-92 | 31 | 5 | 23 | 28 | 75 |
| 1992-93 | 28 | 8 | 29 | 37 | 46 |
| TOTALS | 122 | 27 | 87 | 114 | 219 |

| | | | | | |
|----------------|-----------|-----------|-----------|-----------|-----------|
| MONTMINY, Joel | | | | | |
| 1991-92 | 22 | 4 | 5 | 9 | 39 |
| 1992-93 | 2 | 4 | 0 | 4 | 0 |
| 1993-94 | 13 | 4 | 2 | 6 | 2 |
| 1994-95 | 10 | 1 | 4 | 5 | 4 |
| TOTALS | 47 | 13 | 11 | 24 | 45 |

| | | | | | |
|---------------|-----------|-----------|-----------|-----------|------------|
| MORGAN, Chris | | | | | |
| 1994-95 | 26 | 7 | 16 | 23 | 114 |
| 1995-96 | 16 | 4 | 2 | 6 | 74 |
| 1996-97 | 18 | 4 | 10 | 14 | 129 |
| 1997-98 | 14 | 3 | 4 | 7 | 57 |
| TOTALS | 74 | 18 | 32 | 50 | 374 |

| | | | | | |
|-----------------|-----------|-----------|-----------|-----------|------------|
| MORRISON, Aaron | | | | | |
| 1996-97 | 14 | 8 | 8 | 16 | 18 |
| 1997-98 | 25 | 6 | 6 | 12 | 50 |
| 1998-99 | 24 | 7 | 7 | 14 | 47 |
| 1999-00 | 21 | 6 | 8 | 14 | 32 |
| TOTALS | 84 | 27 | 29 | 56 | 157 |

| | | | | | |
|---------------|------------|-----------|-----------|-----------|------------|
| MULDOON, Mike | | | | | |
| 1999-00 | 25 | 0 | 7 | 7 | 20 |
| 2000-01 | 26 | 6 | 8 | 14 | 24 |
| 2001-02 | 32 | 6 | 14 | 20 | 47 |
| 2002-03 | 24 | 2 | 8 | 10 | 36 |
| TOTAL | 107 | 14 | 37 | 51 | 127 |

| | | | | | |
|--------------|-----------|----------|----------|----------|-----------|
| MURPHY, Dave | | | | | |
| 1989-90 | 29 | 3 | 0 | 3 | 12 |
| TOTAL | 29 | 3 | 0 | 3 | 12 |

| | | | | | |
|---------------|-----------|----------|----------|----------|----------|
| MURPHY, Ryan | | | | | |
| 1990-91 | 17 | 2 | 1 | 3 | 0 |
| 1991-92 | 6 | 0 | 0 | 0 | 2 |
| TOTALS | 23 | 2 | 1 | 3 | 2 |

N

| | | | | | |
|---------------|-----------|----------|-----------|-----------|-----------|
| NAGEL, Mark | | | | | |
| 1987-88 | 22 | 8 | 19 | 27 | 42 |
| TOTALS | 22 | 8 | 19 | 27 | 42 |

O

| | | | | | |
|---------------|------------|-----------|-----------|-----------|------------|
| OLSEN, Brad | | | | | |
| 1998-99 | 26 | 9 | 9 | 18 | 51 |
| 1999-00 | 28 | 7 | 10 | 17 | 74 |
| 2000-01 | 35 | 7 | 9 | 16 | 46 |
| 2001-02 | 32 | 11 | 16 | 27 | 44 |
| TOTALS | 121 | 34 | 44 | 78 | 215 |

| | | | | | |
|------------------|-----------|----------|-----------|-----------|------------|
| OSTROWSKI, Keith | | | | | |
| 1987-88 | 16 | 2 | 13 | 15 | 73 |
| 1988-89 | 20 | 1 | 6 | 7 | 51 |
| TOTALS | 36 | 3 | 19 | 22 | 124 |

P

| | | | | | |
|------------------|------------|-----------|-----------|------------|-----------|
| PATTERSON, Scott | | | | | |
| 1987-88 | 23 | 17 | 17 | 34 | 6 |
| 1988-89 | 28 | 18 | 15 | 33 | 12 |
| 1989-90 | 30 | 17 | 16 | 33 | 8 |
| 1990-91 | 32 | 14 | 11 | 25 | 26 |
| TOTALS | 113 | 66 | 59 | 125 | 52 |

| | | | | | |
|----------------|-----------|-----------|-----------|-----------|-----------|
| PATTISON, Mike | | | | | |
| 1993-94 | 23 | 10 | 8 | 18 | 18 |
| 1994-95 | 25 | 10 | 10 | 20 | 18 |
| 1995-96 | 23 | 7 | 14 | 21 | 26 |
| 1996-97 | 26 | 5 | 14 | 19 | 32 |
| TOTALS | 97 | 32 | 46 | 78 | 94 |

| | | | | | |
|-------------------|-----------|----------|----------|----------|-----------|
| PELLIZZARI, Mirko | | | | | |
| 1991-92 | 28 | 0 | 2 | 2 | 18 |
| 1992-93 | 15 | 0 | 0 | 0 | 0 |
| TOTALS | 43 | 0 | 2 | 2 | 18 |

| | | | | | |
|----------------|-----------|----------|----------|-----------|-----------|
| POCHATEK, Mike | | | | | |
| 2002-03 | 3 | 0 | 0 | 0 | 0 |
| 2003-04 | 23 | 1 | 9 | 10 | 34 |
| TOTALS | 26 | 1 | 9 | 10 | 34 |

| | | | | | |
|--------------|----------|----------|----------|----------|----------|
| POLLIO, Jim | | | | | |
| 1991-92 | 6 | 0 | 2 | 2 | 4 |
| TOTAL | 6 | 0 | 2 | 2 | 4 |

| | | | | | |
|---------------|------------|-----------|-----------|-----------|------------|
| PROUD, Justin | | | | | |
| 1991-92 | 29 | 0 | 10 | 10 | 46 |
| 1992-93 | 26 | 1 | 7 | 8 | 58 |
| 1993-94 | 22 | 3 | 14 | 17 | 74 |
| 1994-95 | 28 | 10 | 30 | 40 | 70 |
| TOTALS | 105 | 14 | 61 | 75 | 248 |



Laker Record Book

R

| | | | | | |
|---------------|-----------|----------|----------|----------|-----------|
| RAMM, Brian | | | | | |
| 1995-96 | 8 | 4 | 3 | 7 | 12 |
| 1996-97 | 2 | 0 | 0 | 0 | 5 |
| TOTALS | 10 | 4 | 3 | 7 | 17 |

| | | | | | |
|----------------|-----------|-----------|-----------|-----------|------------|
| RAWLICK, Kevin | | | | | |
| 1995-96 | 8 | 1 | 1 | 2 | 12 |
| 1996-97 | 15 | 5 | 9 | 14 | 49 |
| 1997-98 | 19 | 9 | 3 | 12 | 42 |
| 1998-99 | 24 | 7 | 8 | 15 | 45 |
| TOTALS | 66 | 22 | 21 | 43 | 148 |

| | | | | | |
|--------------|----------|----------|----------|----------|----------|
| REED, Doug | | | | | |
| 1987-88 | 3 | 0 | 0 | 0 | 0 |
| TOTAL | 3 | 0 | 0 | 0 | 0 |

| | | | | | |
|--------------|----------|----------|----------|----------|----------|
| REES, Chris | | | | | |
| 1987-88 | 1 | 0 | 0 | 0 | 0 |
| TOTAL | 1 | 0 | 0 | 0 | 0 |

| | | | | | |
|----------------|-----------|----------|----------|-----------|-----------|
| RELIHAN, Shane | | | | | |
| 2000-01 | 13 | 1 | 2 | 3 | 0 |
| 2001-02 | 9 | 0 | 0 | 0 | 4 |
| 2002-03 | 31 | 5 | 3 | 8 | 8 |
| TOTAL | 53 | 6 | 5 | 11 | 12 |

| | | | | | |
|-----------------|-----------|-----------|-----------|-----------|-----------|
| REYNOLDS, Scott | | | | | |
| 2002-03 | 37 | 10 | 19 | 29 | 20 |
| 2003-04 | 36 | 9 | 17 | 26 | 14 |
| TOTALS | 73 | 19 | 36 | 55 | 34 |

| | | | | | |
|--------------|------------|-----------|-----------|-----------|-----------|
| RIVERS, Adam | | | | | |
| 1999-00 | 30 | 6 | 5 | 11 | 14 |
| 2000-01 | 33 | 4 | 10 | 14 | 14 |
| 2001-02 | 37 | 12 | 12 | 24 | 22 |
| 2002-03 | 37 | 9 | 25 | 34 | 16 |
| TOTAL | 137 | 31 | 52 | 83 | 66 |

| | | | | | |
|----------------|-----------|-----------|-----------|-----------|-----------|
| ROBINSON, Jody | | | | | |
| 1997-98 | 27 | 3 | 5 | 8 | 24 |
| 1998-99 | 25 | 2 | 11 | 13 | 30 |
| 1999-00 | 36 | 5 | 14 | 19 | 24 |
| TOTALS | 88 | 10 | 30 | 40 | 78 |

| | | | | | |
|----------------|------------|-----------|-----------|-----------|-----------|
| RYCHLEY, Marty | | | | | |
| 1999-00 | 30 | 4 | 8 | 12 | 18 |
| 2000-01 | 36 | 6 | 11 | 17 | 10 |
| 2001-02 | 35 | 2 | 10 | 12 | 20 |
| 2002-03 | 35 | 4 | 4 | 8 | 10 |
| TOTAL | 136 | 16 | 33 | 49 | 58 |

| | | | | | |
|------------------|------------|-----------|-----------|------------|------------|
| RYNSHOVEN, Peter | | | | | |
| 2000-01 | 34 | 11 | 15 | 26 | 16 |
| 2001-02 | 35 | 13 | 14 | 27 | 47 |
| 2002-03 | 31 | 11 | 15 | 26 | 32 |
| 2003-04 | 32 | 8 | 14 | 22 | 18 |
| TOTALS | 132 | 43 | 58 | 101 | 113 |

S

| | | | | | |
|--------------|----------|----------|----------|----------|----------|
| SALFI, Jason | | | | | |
| 1988-89 | 1 | 0 | 1 | 1 | 2 |
| TOTAL | 1 | 0 | 1 | 1 | 2 |

| | | | | | |
|-----------------|-----------|-----------|-----------|-----------|------------|
| SCIARRINO, Matt | | | | | |
| 1987-88 | 22 | 14 | 14 | 28 | 65 |
| 1988-89 | 28 | 6 | 8 | 14 | 51 |
| 1989-90 | 27 | 0 | 4 | 4 | 26 |
| TOTALS | 77 | 20 | 26 | 46 | 142 |

| | | | | | |
|---------------|----------|----------|----------|----------|----------|
| SHINE, Adam | | | | | |
| 1998-99 | 2 | 0 | 0 | 0 | 0 |
| 1999-00 | 1 | 0 | 0 | 0 | 0 |
| TOTALS | 3 | 0 | 0 | 0 | 0 |

| | | | | | |
|---------------|-----------|----------|----------|----------|----------|
| SIMMONS, Greg | | | | | |
| 1993-94 | 9 | 0 | 1 | 1 | 2 |
| 1995-96 | 1 | 0 | 0 | 0 | 0 |
| TOTALS | 10 | 0 | 1 | 1 | 2 |

SNETSINGER, Greg

| | | | | | |
|---------------|-----------|----------|-----------|-----------|-----------|
| 1993-94 | 22 | 2 | 6 | 8 | 23 |
| 1994-95 | 24 | 2 | 9 | 11 | 18 |
| 1995-96 | 26 | 2 | 15 | 17 | 18 |
| 1996-97 | 27 | 1 | 13 | 14 | 30 |
| TOTALS | 99 | 7 | 43 | 50 | 89 |

STAMP, Mark

| | | | | | |
|---------------|------------|-----------|-----------|-----------|-----------|
| 1997-98 | 21 | 3 | 9 | 12 | 18 |
| 1998-99 | 27 | 8 | 10 | 18 | 14 |
| 1999-00 | 33 | 10 | 14 | 24 | 16 |
| 2000-01 | 23 | 4 | 3 | 7 | 4 |
| TOTALS | 104 | 25 | 36 | 61 | 52 |

STEVENS, Ashley

| | | | | | |
|---------------|-----------|----------|----------|----------|----------|
| 1996-97 | 10 | 0 | 0 | 0 | 0 |
| 1997-98 | 12 | 0 | 0 | 0 | 0 |
| 1998-99 | 20 | 0 | 0 | 0 | 0 |
| 1999-00 | 16 | 0 | 1 | 1 | 0 |
| TOTALS | 58 | 0 | 1 | 1 | 0 |

STRINGFELLOW, John

| | | | | | |
|--------------|----------|----------|----------|-----------|----------|
| 1991-92 | 9 | 7 | 5 | 12 | 8 |
| TOTAL | 9 | 7 | 5 | 12 | 8 |

STROM, Colin

| | | | | | |
|---------------|-----------|----------|-----------|-----------|-----------|
| 1994-95 | 23 | 2 | 3 | 5 | 40 |
| 1995-96 | 24 | 2 | 17 | 19 | 51 |
| TOTALS | 47 | 4 | 20 | 24 | 91 |

T

TACKABERRY, Adam

| | | | | | |
|---------------|------------|-----------|-----------|------------|------------|
| 2000-01 | 36 | 16 | 27 | 43 | 22 |
| 2001-02 | 35 | 15 | 18 | 33 | 32 |
| 2002-03 | 25 | 8 | 16 | 24 | 10 |
| 2003-04 | 33 | 13 | 14 | 27 | 49 |
| TOTALS | 129 | 52 | 75 | 127 | 113 |

TAYLOR, Gord

| | | | | | |
|--------------|----------|----------|----------|----------|----------|
| 1997-98 | 1 | 1 | 0 | 1 | 2 |
| TOTAL | 1 | 1 | 0 | 1 | 2 |

TAYLOR, Todd

| | | | | | |
|--------------|-----------|----------|----------|-----------|-----------|
| 1987-88 | 22 | 7 | 8 | 15 | 24 |
| TOTAL | 22 | 7 | 8 | 15 | 24 |

THOMAS, Art

| | | | | | |
|---------------|-----------|-----------|-----------|-----------|-----------|
| 1992-93 | 28 | 11 | 27 | 38 | 14 |
| 1993-94 | 21 | 13 | 18 | 31 | 37 |
| TOTALS | 49 | 24 | 45 | 69 | 51 |

THOMAS, Clint

| | | | | | |
|---------------|-----------|----------|----------|----------|-----------|
| 1990-91 | 22 | 1 | 2 | 3 | 33 |
| 1991-92 | 4 | 0 | 0 | 0 | 0 |
| TOTALS | 26 | 1 | 2 | 3 | 33 |

THOMAS, Rob

| | | | | | |
|---------------|----------|----------|----------|----------|----------|
| 1990-91 | 1 | 0 | 0 | 0 | 0 |
| 1991-92 | 1 | 0 | 0 | 0 | 0 |
| TOTALS | 2 | 0 | 0 | 0 | 0 |

TORRIERO, Steve

| | | | | | |
|---------------|-----------|-----------|-----------|-----------|------------|
| 1994-95 | 25 | 12 | 15 | 27 | 22 |
| 1995-96 | 18 | 12 | 7 | 19 | 26 |
| 1996-97 | 21 | 7 | 15 | 22 | 81 |
| 1997-98 | 1 | 0 | 0 | 0 | 2 |
| TOTALS | 65 | 31 | 37 | 68 | 131 |

TREMBLAY, Stephan

| | | | | | |
|---------------|-----------|----------|-----------|-----------|------------|
| 1992-93 | 17 | 1 | 5 | 6 | 10 |
| 1993-94 | 23 | 2 | 10 | 12 | 32 |
| 1994-95 | 25 | 2 | 3 | 5 | 41 |
| 1995-96 | 26 | 4 | 19 | 23 | 38 |
| TOTALS | 91 | 9 | 37 | 46 | 121 |

TSAKANIKAS, John

| | | | | | |
|---------------|-----------|-----------|-----------|-----------|------------|
| 1992-93 | 28 | 2 | 13 | 15 | 56 |
| 1993-94 | 24 | 4 | 10 | 14 | 58 |
| 1994-95 | 21 | 4 | 18 | 22 | 24 |
| 1995-96 | 17 | 3 | 9 | 12 | 43 |
| TOTALS | 90 | 13 | 50 | 63 | 181 |

V

| | | | | | |
|---------------|-----------|----------|----------|----------|-----------|
| VAIL, Brian | | | | | |
| 1990-91 | 23 | 0 | 1 | 1 | 20 |
| TOTALS | 23 | 0 | 1 | 1 | 20 |

VALENTI, Ralph

| | | | | | |
|---------------|----------|----------|----------|----------|----------|
| 1989-90 | 2 | 0 | 0 | 0 | 2 |
| 1990-91 | 5 | 0 | 0 | 0 | 0 |
| TOTALS | 7 | 0 | 0 | 0 | 2 |

VALENTO, Bernie

| | | | | | |
|---------------|-----------|-----------|-----------|-----------|-----------|
| 1987-88 | 21 | 10 | 18 | 28 | 43 |
| TOTALS | 21 | 10 | 18 | 28 | 43 |

VALENTO, Tim

| | | | | | |
|---------------|-----------|----------|-----------|-----------|-----------|
| 1987-88 | 20 | 8 | 13 | 21 | 24 |
| TOTALS | 20 | 8 | 13 | 21 | 24 |

VALENTO, Todd

| | | | | | |
|---------------|-----------|-----------|-----------|-----------|------------|
| 1987-88 | 14 | 5 | 10 | 15 | 69 |
| 1988-89 | 26 | 5 | 10 | 15 | 51 |
| TOTALS | 40 | 10 | 20 | 30 | 120 |

VARTERESSIAN, Marc

| | | | | | |
|---------------|------------|----------|-----------|-----------|------------|
| 1998-99 | 20 | 0 | 1 | 1 | 41 |
| 1999-00 | 30 | 0 | 2 | 2 | 67 |
| 2000-01 | 32 | 0 | 3 | 3 | 66 |
| 2001-02 | 33 | 2 | 6 | 8 | 113 |
| TOTALS | 115 | 2 | 12 | 14 | 287 |

VEITCH, Jeff

| | | | | | |
|---------------|-----------|----------|----------|-----------|------------|
| 1988-89 | 22 | 6 | 4 | 10 | 72 |
| 1989-90 | 27 | 3 | 1 | 4 | 44 |
| TOTALS | 49 | 9 | 5 | 14 | 116 |

VERES, Keith

| | | | | | |
|---------------|-----------|----------|-----------|-----------|-----------|
| 1987-88 | 20 | 3 | 13 | 16 | 20 |
| TOTALS | 20 | 3 | 13 | 16 | 20 |

VIOLA, Tom

| | | | | | |
|---------------|-----------|----------|-----------|-----------|------------|
| 1992-93 | 28 | 1 | 8 | 9 | 83 |
| 1993-94 | 15 | 1 | 6 | 7 | 57 |
| TOTALS | 43 | 2 | 14 | 16 | 140 |

W

WHITESELL, Scott

| | | | | | |
|---------------|-----------|----------|----------|-----------|-----------|
| 1988-89 | 28 | 9 | 8 | 17 | 32 |
| TOTALS | 28 | 9 | 8 | 17 | 32 |

WINCH, Troy

| | | | | | |
|---------------|-----------|-----------|------------|------------|------------|
| 1989-90 | 29 | 28 | 29 | 57 | 20 |
| 1990-91 | 33 | 26 | 31 | 57 | 78 |
| 1991-92 | 31 | 26 | 46 | 72 | 30 |
| TOTALS | 93 | 80 | 106 | 186 | 128 |

WRIGLEY, David

| | | | | | |
|---------------|------------|-----------|-----------|-----------|------------|
| 2001-02 | 36 | 8 | 11 | 19 | 26 |
| 2002-03 | 35 | 17 | 24 | 41 | 37 |
| 2003-04 | 34 | 18 | 18 | 36 | 71 |
| TOTALS | 105 | 43 | 53 | 96 | 134 |

Y

YURCICH, Tom

| | | | | | |
|---------|---|---|---|---|----|
| 1994-95 | 9 | 0 | 2 | 2 | 12 |
|---------|---|---|---|---|----|

Z

ZAKUSILO, Fedor

| | | | | | |
|---------------|------------|-----------|-----------|-----------|------------|
| 1996-97 | 26 | 7 | 5 | 12 | 39 |
| 1997-98 | 26 | 3 | 6 | 9 | 42 |
| 1998-99 | 27 | 3 | 7 | 10 | 50 |
| 1999-00 | 33 | 11 | 10 | 21 | 73 |
| TOTALS | 112 | 24 | 28 | 52 | 204 |



All-Time Goaltenders

| YEAR | GP | MIN | GA | SVS | % | GAA | W-L-T | YEAR | GP | MIN | GA | SVS | % | GAA | W-L-T |
|-----------------------------|------------|----------------|------------|-------------|---------------|-------------|----------------|--------------------------|-----------|----------------|------------|-------------|--------------|--------------|----------------|
| AUBRY, Peter | | | | | | | | KARUNAKAR, Avi | | | | | | | |
| 1998-99 | 12 | 574:20 | 27 | 259 | 90.6 | 2.82 | 6-3-1 | 1994-95 | 2 | 29:32 | 0 | 7 | 100.0 | 0.00 | 0-0-0 |
| 1999-00 | 20 | 1207:08 | 49 | 513 | 91.3 | 2.44 | 11-6-3 | 1995-96 | 14 | 676:29 | 29 | 273 | 90.4 | 2.57 | 8-3-1 |
| 2000-01 | 32 | 1784:56 | 74 | 805 | 91.6 | 2.49 | 19-10-2 | 1996-97 | 6 | 261:24 | 17 | 125 | 86.8 | 3.90 | 1-3-0 |
| 2001-02 | 29 | 1683:28 | 64 | 795 | 92.7 | 2.28 | 19-7-2 | 1997-98 | 12 | 667:21 | 28 | 314 | 91.5 | 2.51 | 7-3-0 |
| TOTALS | 93 | 5249:52 | 214 | 2372 | 91.7 | 2.45 | 55-26-8 | TOTALS | 34 | 1634:46 | 74 | 719 | 90.3 | 2.72 | 16-9-1 |
| BARBER, Scott | | | | | | | | KOBEL, Ryan | | | | | | | |
| 1991-92 | 6 | 152:39 | 8 | 41 | 83.7 | 3.14 | 1-2-0 | 2002-03 | 2 | 18:11 | 4 | 13 | 76.5 | 13.20 | 0-2-0 |
| 1992-93 | 16 | 781:42 | 43 | 320 | 88.2 | 3.30 | 11-2-0 | TOTALS | 2 | 18:11 | 4 | 13 | 76.5 | 13.20 | 0-2-0 |
| 1993-94 | 16 | 817:05 | 48 | 334 | 87.0 | 3.52 | 6-8-0 | LORDI, Nick | | | | | | | |
| 1994-95 | 27 | 1466:00 | 76 | 601 | 88.5 | 3.11 | 22-3-2 | 1997-98 | 1 | 20:00 | 0 | 2 | 100.0 | 0.00 | 0-0-0 |
| TOTALS | 65 | 3217:26 | 175 | 1296 | 87.9 | 3.26 | 40-15-2 | TOTALS | 1 | 20:00 | 0 | 2 | 100.0 | 0.00 | 0-0-0 |
| BOWLES, Gary | | | | | | | | LUECK, Chris | | | | | | | |
| 1987-88 | 16 | 940:00 | 60 | 526 | 89.8 | 3.83 | 10-6-0 | 1993-94 | 5 | 157:43 | 6 | 53 | 89.8 | 2.28 | 2-0-0 |
| 1988-89 | 24 | 1257:44 | 92 | 645 | 87.5 | 4.39 | 9-13-1 | TOTALS | 5 | 157:43 | 6 | 53 | 89.8 | 2.28 | 2-0-0 |
| 1989-90 | 29 | 1662:48 | 91 | 774 | 89.2 | 3.28 | 18-7-4 | McKINNON, Tom | | | | | | | |
| 1990-91 | 32 | 1792:23 | 109 | 887 | 88.9 | 3.65 | 19-12-1 | 1995-96 | 1 | 17:38 | 0 | 3 | 100.0 | 0.00 | 0-0-0 |
| TOTALS | 101 | 5652:55 | 352 | 2832 | 88.7 | 3.74 | 56-38-6 | 1997-98 | 1 | 30:36 | 3 | 21 | 87.5 | 5.88 | 1-0-0 |
| CHARLAP, Michael | | | | | | | | PELLIZZARI, Mirko | | | | | | | |
| 1987-88 | 7 | 380:00 | 25 | 147 | 85.5 | 3.95 | 5-1-0 | 1991-92 | 28 | 1591:20 | 102 | 777 | 88.2 | 3.85 | 16-11-0 |
| 1988-89 | 3 | 36:27 | 1 | 1 | 50.0 | 1.65 | 0-0-0 | 1992-93 | 15 | 776:00 | 55 | 367 | 86.0 | 4.25 | 6-8-0 |
| TOTALS | 10 | 416:27 | 26 | 148 | 85.1 | 3.75 | 5-1-0 | TOTALS | 43 | 2367:20 | 157 | 1144 | 87.7 | 3.98 | 22-19-0 |
| CIFELLI, Matt | | | | | | | | REES, Chris | | | | | | | |
| 2000-01 | 9 | 363:02 | 13 | 166 | 92.7 | 2.15 | 3-2-0 | 1987-88 | 1 | 60:00 | 3 | 21 | 87.5 | 3.00 | 1-0-0 |
| 2001-02 | 10 | 552:11 | 23 | 292 | 92.7 | 2.50 | 5-3-1 | TOTALS | 1 | 60:00 | 3 | 21 | 87.5 | 3.00 | 1-0-0 |
| 2002-03 | 10 | 562:05 | 34 | 298 | 89.8 | 3.63 | 2-5-2 | SHINE, Adam | | | | | | | |
| TOTALS | 29 | 1477:18 | 70 | 756 | 91.5 | 2.84 | 10-10-3 | 1998-99 | 2 | 33:17 | 3 | 7 | 70.0 | 5.41 | 0-0-0 |
| FIGAS, Ed | | | | | | | | SIMMONS, Greg | | | | | | | |
| 1988-89 | 4 | 129:08 | 8 | 38 | 82.6 | 3.72 | 1-1-0 | 1993-94 | 9 | 455:07 | 31 | 190 | 85.6 | 4.09 | 3-5-0 |
| TOTALS | 4 | 129:08 | 8 | 38 | 82.6 | 3.72 | 1-1-0 | 1995-96 | 1 | 20:00 | 1 | 11 | 91.7 | 3.00 | 0-0-0 |
| FRANCK, Andy | | | | | | | | TOTALS | | | | | | | |
| 2002-03 | 28 | 1649:10 | 88 | 844 | 90.6 | 3.20 | 20-6-0 | 1997-98 | 10 | 415:32 | 20 | 198 | 90.8 | 2.89 | 2-3-2 |
| 2003-04 | 27 | 1476:39 | 80 | 744 | .903 | 3.25 | 14-8-2 | 1997-98 | 12 | 631:38 | 30 | 283 | 90.1 | 2.85 | 5-4-1 |
| TOTALS | 55 | 3125:49 | 168 | 1588 | .904 | 3.22 | 34-14-2 | 1998-99 | 20 | 1188:35 | 70 | 483 | 86.9 | 3.86 | 10-7-1 |
| GOBBATTO, Richard | | | | | | | | STEVENS, Ashley | | | | | | | |
| 1992-93 | 3 | 120:00 | 0 | 23 | 100.0 | 0.00 | 1-0-0 | 1996-97 | 10 | 415:32 | 20 | 198 | 90.8 | 2.89 | 2-3-2 |
| TOTALS | 3 | 120:00 | 0 | 23 | 100.00 | 0.00 | 1-0-0 | 1997-98 | 12 | 631:38 | 30 | 283 | 90.1 | 2.85 | 5-4-1 |
| GRASKY, Jim | | | | | | | | TOTALS | | | | | | | |
| 1988-89 | 8 | 254:13 | 21 | 114 | 83.8 | 4.96 | 1-2-0 | 1998-99 | 20 | 1188:35 | 70 | 483 | 86.9 | 3.86 | 10-7-1 |
| TOTALS | 8 | 254:13 | 21 | 114 | 83.8 | 4.96 | 1-2-0 | 1999-00 | 16 | 961:23 | 41 | 357 | 89.7 | 2.56 | 11-4-1 |
| HERBOLSHEIMER, Chris | | | | | | | | TOTALS | | | | | | | |
| 1994-95 | 8 | 193:44 | 10 | 61 | 85.9 | 3.10 | 1-0-0 | 1999-00 | 16 | 961:23 | 41 | 357 | 89.7 | 2.56 | 11-4-1 |
| 1995-96 | 17 | 917:51 | 44 | 363 | 88.8 | 2.88 | 10-4-1 | TOTALS | 58 | 3097:08 | 161 | 1323 | 89.2 | 3.12 | 28-18-5 |
| 1996-97 | 18 | 950:13 | 48 | 411 | 89.5 | 3.03 | 13-3-0 | THOMAS, Rob | | | | | | | |
| 1997-98 | 7 | 288:47 | 16 | 138 | 89.6 | 3.32 | 4-2-0 | 1990-91 | 1 | 22:29 | 2 | 8 | 80.0 | 5.34 | 0-0-0 |
| TOTALS | 50 | 2350:35 | 118 | 973 | 89.0 | 3.01 | 28-9-1 | 1991-92 | 1 | 60:00 | 3 | 21 | 87.5 | 3.00 | 1-0-0 |
| HOFFNAGLE, Jon | | | | | | | | TOTALS | | | | | | | |
| 1989-90 | 3 | 90:19 | 3 | 15 | 83.3 | 1.99 | 0-0-0 | 1991-92 | 1 | 60:00 | 3 | 21 | 87.5 | 3.00 | 1-0-0 |
| TOTALS | 3 | 90:19 | 3 | 15 | 83.3 | 1.99 | 0-0-0 | TOTALS | 2 | 82:29 | 5 | 29 | 85.3 | 3.64 | 1-0-0 |
| VALENTI, Ralph | | | | | | | | WAKEFIELD, Jordan | | | | | | | |
| 1989-90 | 2 | 69:40 | 6 | 52 | 89.7 | 5.17 | 0-1-0 | 2003-04 | 14 | 696:34 | 37 | 364 | .908 | 3.19 | 6-6-0 |
| 1990-91 | 5 | 138:55 | 8 | 57 | 87.7 | 3.46 | 0-1-0 | TOTALS | 14 | 696:34 | 37 | 364 | .908 | 3.19 | 6-6-0 |
| TOTALS | 7 | 208:35 | 14 | 109 | 88.7 | 4.31 | 0-2-0 | | | | | | | | |



Individual Records

Individual

Most Points, Career: 290 by Scott Burfoot, 1988-92 (113 games)
Most Points, Season: 96 by Scott Burfoot, 1990-91 (33 games)
Most Points, Game: 9 by Scott Burfoot, (1-12-92) at Elmira & 9 by Troy Winch, (11-19-89) vs Binghamton
Most Goals, Career: 141 by Scott Burfoot, 1988-92 (113 games)
Most Goals, Season: 49 by Scott Burfoot, 1990-91 (33 games)
Most Goals, One Game: 6 by Troy Winch, (11-19-89) vs Binghamton
Most Assists, Career: 149 by Scott Burfoot, 1988-92 (113 games)
Most Assists, Season: 47 by Scott Burfoot, 1990-91 (33 games)
Most Assists, One Game: 7 by Troy Winch, (1-24-92) vs Scranton
Most Penalty Minutes, Career: 418 by Tom DeCoteau, 1989-93 (113 games)
Most Penalty Minutes, Season: 129 by Chris Morgan, 1996-97 (18 games)
Most Penalty Minutes, One Game: 30 by Ian Crockford, (2-12-94) vs Canisius
Most Power-Play Goals, Career: 40 by Kevin McKinnon, 1992-96 (91 games)
Most Power-Play Goals, Season: 16 by Kevin McKinnon, 1995-96 (26 games)
Most Power-Play Goals, One Game: 3 by Rob Madia, (11-23-92) vs New England (at Elmira) & Kevin McKinnon, (12-16-95) vs RIT
Most Shorthanded Goals, Career: 25 by Scott Burfoot, 1988-92 (113 games)
Most Shorthanded Goals, Season: 10 by Scott Burfoot, 1991-92 (30 games)
Most Shorthanded Goals, One Game: 3 by Scott Burfoot, (1-24-92) vs Scranton
Most Game-Winning Goals, Career: 19 by Kevin McKinnon, 1992-96 (91 games)
Most Game-Winning Goals, Season: 7 by Scott Cannam, 1994-95 (28 games) and Kevin McKinnon, 1995-96 (26 games)
Longest Consecutive Scoring Streak: 29 games by Scott Burfoot (began 10-27-90 vs Kent State; ended 3-2-91 at Elmira)
Most 3-Goal Games or Better, Career: 20 by Scott Burfoot, 1988-92 (113 games)
Most 3-Goal Games or Better, Season: 8 by Scott Burfoot, 1990-91 (33 games)
Most Consecutive Games Scoring Hat Tricks: 3 by Scott Burfoot (at RIT, at Oswego, at Kent State, 1990-91)
Most Games Played, Career: 138 by P. J. Hiscock, 2000-03
Most Games Played, Season: 37 by seven players, 2002-03


Goaltending

Most Shutouts, Career: 11 by Peter Aubry
Most Shutouts, Season: 4 by Peter Aubry (twice)
Most Victories, Career: 56 by Gary Bowles, 1987-91 (101 games)
Most Victories, Season: 22 by Scott Barber, 1994-95 (28 games)
Most Minutes Played, Career: 5652:55 by Gary Bowles, 1987-91 (101 games)
Most Minutes Played, Season: 1792:23 by Gary Bowles, 1990-91 (32 games)
Most Games Played, Career: 101 by Gary Bowles, 1987-91
Most Games Played, Season: 32 by Gary Bowles ('91), Peter Aubry ('01)
Most Losses, Career: 38 by Gary Bowles, 1987-91 (101 games)
Most Losses, Season: 13 by Gary Bowles, 1988-89 (27 games)
Most Ties, Career: 6 by Gary Bowles, 1987-91 (101 games)
Most Ties, Season: 4 by Gary Bowles, 1989-90 (28 games)
Longest Consecutive Winning Streak: 12 by Scott Barber, 1994-95
Biggest Shutout for: 24-0 (Richard Gobbatto) 1-24-93 at Scranton
Biggest Shutout Against: 5-0 (Mirko Pellizzari) 3-23-93 at Bemidji State
Most Assists, Season: 5 by Bowles, 1989-90 and Avi Karunakar, 1995-96

Team Records

Most Goals Scored, Season: 202* in 1991-92 (31 games)
Most Goals Allowed, Season: 129 in 2002-03 (37 games)
Fewest Goals Scored, Season: 130 in 2001-02 (37 games)
Fewest Goals Allowed, Season: 76 in 1995-96 (27 games)
Most Goals Scored, One Game: 24 vs Scranton 1-24-92, at Scranton 1-24-93
Most Goals Scored, One Period: 11(3rd period) vs Scranton 1-24-92
Fewest Goals Scored, One Game: 0 last done vs Maine 11-2-02
Most Goals Combined, One Game: 25 vs Scranton (24-1 win) 1-24-92
Longest Winning Streak: 12, began 12-3-94 with a 5-2 win over RIT; ended 2-11-95 with a 2-2 tie at Canisius
Most Games Won, Season: 24 in 2001-02 (37 games)
Most Games Lost, Season: 16 in 1988-89 (11-16-1)
Most Games Played, Season: 37 in 2001-02 (24-10-3) and 2002-03 (22-13-2)
Fewest Games Played, Season: 23 in 1987-88 (16-7-0)
Most Shutouts, Season: 6 in 2000-01
Most Games Tied, Season: 4 in 1989-90 and 1999-00
Fewest Games Tied, Season: 0 (four times) last done in 1993-94
Longest Losing Streak: 6 (twice) in 1990-91 and 1991-92*
Longest Winning Streak at Home: 16, began 2-12-94 with a 7-0 win over Canisius; ended 3-17-95 with a 6-2 loss to Bemidji State
Longest Winning Streak on Road: 8 in 1991-92
Longest Losing Streak at Home: 2 (six times) last done in 2003-04
Longest Losing Streak on Road: 6 in 1990-91
Most Shots on Goal, Season: 1233 in 1999-00 (36 games)
Most Shots on Goal, One Game: 128, 1-24-93, at Scranton
Most Shots on Goal, Period: 54, 1-24-93, at Scranton (3rd period)
Fewest Shots on Goal, Season: 905 in 1993-94 (24 games)
Fewest Shots on Goal, One Game: 11, 10-27-90, vs Kent State
Fewest Shots on Goal, Period: 0, 10-27-90, vs Kent State
Most Shorthanded Goals, Season: 25 in 1993-94 (24 games)
Most Shorthanded Goals, One Game: 5 vs Scranton, 1-24-92
Most Power-Play Goals, Season: 59 in 1994-95 (28 games)
Fewest Power-Play Goals, Season: 30 in 1993-94 (24 games)
Fewest Power-Play Goals Allowed, Season: 23 in 1993-94, 2000-01, 2001-02
Fewest Shorthanded Goals Allowed, Season: 1 in 1996-97, 2000-01
Most Power-Play Goals Scored, One Game: 7 vs Villanova, 11-2-96
Most Power-Play Goals Allowed, One Game: 6 at Plattsburgh 11-3-90

*Includes one forfeit loss.



The DeCoteau Brothers

Record vs. All Opponents

| OPPONENT | RECORD | PCT | GF | GA | LAST GAME | OPPONENT | RECORD | PCT | GF | GA | LAST GAME |
|------------------------|---------|-------|-----|-----|-----------|-------------------------|--------|-------|-----|-----|-----------|
| Alabama-Huntsville | 2-3-3 | .438 | 28 | 24 | 1999-00 | Minnesota | 0-1-0 | .000 | 2 | 9 | 2002-03 |
| Alaska-Anchorage | 0-2-0 | .000 | 4 | 11 | 1992-93 | MSOE | 1-0-0 | 1.000 | 13 | 0 | 1998-99 |
| Alaska-Fairbanks | 0-2-0 | .000 | 4 | 13 | 1990-91 | Navy | 2-0-0 | 1.000 | 16 | 4 | 1988-89 |
| American International | 13-1-1 | .900 | 79 | 27 | 2003-04 | New England | 2-0-0 | 1.000 | 23 | 7 | 1991-92 |
| Army | 10-2-0 | .833 | 51 | 27 | 2003-04 | Niagara College (Ont.) | 0-1-0 | .000 | 3 | 5 | 1988-89 |
| Bemidji State | 0-4-0 | .000 | 12 | 26 | 1994-95 | Niagara University | 4-5-1 | .450 | 46 | 38 | 2001-02 |
| Bentley | 11-3-1 | .766 | 87 | 38 | 2002-03 | North Adams State | 4-0-0 | 1.000 | 28 | 13 | 1992-93 |
| Binghamton | 7-0-0 | 1.000 | 87 | 13 | 1990-91 | Northeastern | 0-2-0 | .000 | 7 | 12 | 2003-04 |
| Bowling Green | 0-1-0 | .000 | 1 | 3 | 2000-01 | Notre Dame | 0-3-0 | .000 | 12 | 21 | 1990-91 |
| Brock | 3-0-2 | .800 | 20 | 12 | 2003-04 | Ohio State | 1-1-0 | .500 | 5 | 7 | 2003-04 |
| Brockport State | 10-3-0 | .769 | 79 | 36 | 1998-99 | Oswego State | 7-4-0 | .636 | 56 | 46 | 1998-99 |
| Buffalo State | 11-1-0 | .917 | 95 | 25 | 1998-99 | Penn State | 6-1-0 | .857 | 47 | 23 | 1997-98 |
| Canisius | 23-10-3 | .681 | 141 | 98 | 2003-04 | Plattsburgh State | 2-5-0 | .286 | 33 | 36 | 1997-98 |
| Clarkson | 0-5-0 | .000 | 7 | 24 | 2003-04 | Potsdam | 2-0-0 | 1.000 | 14 | 4 | 1996-97 |
| Colgate | 1-3-0 | .250 | 12 | 16 | 2001-02 | Quinnipiac | 8-6-3 | .559 | 61 | 53 | 2003-04 |
| Colorado | 0-1-0 | .000 | 2 | 10 | 2002-03 | R.I.T. | 9-16-3 | .375 | 124 | 136 | 1998-99 |
| Concordia, Minnesota | 1-0-0 | 1.000 | 7 | 6 | 1990-91 | RPI | 1-3-0 | .250 | 9 | 16 | 2003-04 |
| Concordia, Montreal | 0-1-0 | .000 | 3 | 4 | 1993-94 | Rutgers | 2-0-0 | 1.000 | 22 | 7 | 1987-88 |
| Connecticut | 13-4-1 | .750 | 87 | 50 | 2003-04 | Sacred Heart | 7-7-1 | .500 | 43 | 50 | 2003-04 |
| Cortland State | 5-2-0 | .714 | 33 | 27 | 1998-99 | Salem State | 1-1-0 | .500 | 10 | 10 | 1990-91 |
| Cornell | 0-0-1 | .500 | 3 | 3 | 2003-04 | Scranton | @6-0-0 | 1.000 | 101 | 4 | 1993-94 |
| Delaware | 1-0-0 | 1.000 | 11 | 3 | 1987-88 | Seneca College | 3-0-0 | 1.000 | 34 | 6 | 1997-98 |
| Denver | 0-1-0 | .000 | 1 | 5 | 2002-03 | Skidmore | 0-1-0 | .000 | 3 | 7 | 1988-89 |
| Duquesne | 2-0-0 | 1.000 | 22 | 6 | 1987-88 | Southern Maine | 2-0-0 | 1.000 | 16 | 3 | 1995-96 |
| Elmira | 15-16-0 | .484 | 144 | 137 | 1998-99 | St. Bonaventure | 9-2-0 | .818 | 96 | 24 | 1992-93 |
| Fairfield | 11-0-0 | 1.000 | 56 | 25 | 2002-03 | St. Lawrence | 0-1-0 | .000 | 2 | 5 | 2003-04 |
| Findlay | 6-4-0 | .600 | 48 | 28 | 2001-02 | St. Norbert | 1-1-2 | .500 | 15 | 14 | 1996-97 |
| Fredonia State | 18-5-2 | .760 | 130 | 76 | 1998-99 | St. Scholastica | 1-0-0 | 1.000 | 10 | 2 | 1993-94 |
| Geneseo State | *0-3-0 | .000 | 7 | 11 | 1991-92 | SUNY-Canton | 1-0-0 | 1.000 | 7 | 4 | 1988-89 |
| Hamilton | 2-2-1 | .500 | 12 | 13 | 1998-99 | Syracuse | 2-0-0 | 1.000 | 25 | 4 | 1987-88 |
| Hobart | 18-2-0 | .900 | 139 | 54 | 1998-99 | Union | 1-0-1 | .750 | 7 | 6 | 2000-01 |
| Holy Cross | 10-4-1 | .700 | 67 | 45 | 2003-04 | Villanova | 2-0-0 | 1.000 | 22 | 4 | 1996-97 |
| Iona | 11-2-0 | .846 | 61 | 29 | 2002-03 | Wayne State | 1-1-0 | .500 | 6 | 8 | 2000-01 |
| Ithaca | 1-0-0 | 1.000 | 16 | 1 | 1988-89 | West Chester | 1-2-0 | .333 | 17 | 14 | 1987-88 |
| Kent State | 2-4-3 | .389 | 28 | 33 | 1992-93 | Univ. Of Windsor | 4-1-0 | .800 | 26 | 17 | 1999-00 |
| Lake Forest | 4-0-0 | 1.000 | 21 | 6 | 1994-95 | Western Michigan | 1-1-0 | .500 | 9 | 8 | 2003-04 |
| Lake Superior | 0-2-0 | .000 | 3 | 6 | 2002-03 | Wisconsin-River Falls | 1-4-0 | .200 | 17 | 28 | 1993-94 |
| Maine | 0-2-0 | .000 | 0 | 12 | 2002-03 | Wisconsin-Stevens Point | 5-7-0 | .417 | 45 | 44 | 1995-96 |
| Michigan | 0-2-0 | .000 | 6 | 9 | 2003-04 | | | | | | |
| Michigan-Dearborn | 1-2-0 | .333 | 12 | 9 | 1997-98 | | | | | | |

* Record includes a forfeit loss.

@ Record includes a forfeit win.



Off-Ice Officials

Standing L to R: Les Caldwell, Mike Rutter, Dick Diehl, Ray King, Jack Whipple, Carl Appleton, Larry Massey, Chuck Kobel

Sitting L to R: John Kovacs, Mary Ellen Leisering, Mickey Wassel, Greg Kovacs, Dr. Bud Brown, Harold Holmes

Not Pictured: Eric Brookhouser, Al Wehan III, Al Wehan, Jr., Steve Metzler, Doug Massey, Joe Sral, Joyce Sral, Frank Lichtenwalter, Jim Veshecco, Gary Brumbaugh, Marty Haft, Sue Deveny, Joe McCallion, Dave Smith



Mercyhurst Award Winners

Player of the Year

- 2000 - Paul Colontino - MAAC (Co-Defensive)
- 1996 - Kevin McKinnon - ECAC
- 1995 - Scott Barber - ECAC
- 1992 - Scott Burfoot - ECAC
- 1991 - Scott Burfoot - ECAC

Goalie of the Year

- 2002 - Peter Aubry - MAAC
- 2001 - Peter Aubry - MAAC

Rookie of the Year

- 2003 - Scott Reynolds - MAAC (Co-Offensive)
- 2001 - Adam Tackaberry - MAAC (Offensive)
- 1999 - Louis Goulet - MAAC
- 1993 - Kevin McKinnon - ECAC
- 1992 - Craig MacDonald - ECAC

All Rookie Team

- 2004 - Jamie Hunt - Atlantic Hockey
- 2003 - Scott Reynolds - MAAC
- 2003 - Conrad Martin - MAAC
- 2002 - Rich Hansen - MAAC
- 2002 - T.J. Kemp - MAAC
- 2001 - Adam Tackaberry - MAAC

All Conference Team

- 2004 - T.J. Kemp - Atlantic Hockey - 1st Team
- 2004 - Mike Carter - Atlantic Hockey 2nd Team
- 2004 - David Wrigley - Atlantic Hockey - Third Team
- 2003 - Rich Hansen - MAAC - 2nd Team
- 2003 - T.J. Kemp - MAAC - 2nd Team
- 2002 - Louis Goulet - MAAC - 1st Team
- 2002 - Peter Aubry - MAAC - 1st Team
- 2002 - Adam Tackaberry - MAAC - 2nd Team
- 2001 - Peter Aubry - MAAC - 1st Team
- 2001 - Eric Ellis - MAAC - 1st Team
- 2001 - Louis Goulet - MAAC - 2nd Team
- 2001 - Tom McMonagle - MAAC - 2nd Team
- 2001 - Jody Robinson - MAAC - 2nd Team
- 2000 - Louis Goulet - MAAC - 2nd Team
- 2000 - Eric Ellis - MAAC - 2nd Team
- 2000 - Paul Colontino - MAAC - 1st Team

All-American

- 1998 - John Evangelista - ECAC - 2nd Team
- 1997 - John Evangelista - ECAC - 2nd Team
- 1996 - Kevin McKinnon - ECAC - 1st Team
- 1995 - Justin Proud - ECAC - 2nd Team
- 1993 - Rob Madia - ECAC - 2nd Team
- 1993 - Andrew Moir - ECAC - 1st Team
- 1991 - Scott Burfoot - ECAC - 1st Team



Justin Proud

All-Tournament Team

- 2003 - David Borrelli - MAAC
- 2003 - Dave Wrigley - MAAC
- 2003 - Mike Muldoon - MAAC
- 2003 - T.J. Kemp - MAAC
- 2003 - Andy Franck - MAAC
- 2002 - Louis Goulet - MAAC
- 2002 - Mike Muldoon - MAAC
- 2001 - Jody Robinson - MAAC
- 2001 - Mike Carter - MAAC
- 2001 - Peter Aubry - MAAC

All-Tournament MVP

- 2003 - Dave Wrigley - MAAC
- 2001 - Jeff Gould - MAAC

All-Academic Team

- 2004 - Jon Asselstine - Atlantic Hockey
- 2004 - Preston Briggs - Atlantic Hockey
- 2004 - Scott Champagne - Atlantic Hockey
- 2004 - Kyle Gourgon - Atlantic Hockey
- 2004 - Pat Henk - Atlantic Hockey
- 2004 - Jamie Hunt - Atlantic Hockey
- 2004 - Erik Johnson - Atlantic Hockey
- 2004 - Denis Kristein - Atlantic Hockey
- 2004 - Conrad Martin - Atlantic Hockey
- 2004 - Mike Pochatek - Atlantic Hockey
- 2004 - Scott Reynolds - Atlantic Hockey
- 2004 - Jordan Wakefield - Atlantic Hockey
- 2003 - Mark Chambers - MAAC
- 2003 - P.J. Hiscock - MAAC
- 2002 - Peter Aubry - MAAC
- 2002 - Mark Chambers - MAAC
- 2002 - P.J. Hiscock - MAAC
- 2001 - Peter Aubry - MAAC
- 2001 - Mark Chambers - MAAC
- 2001 - Jeff Gould - MAAC
- 2001 - Louis Goulet - MAAC
- 2001 - P.J. Hiscock - MAAC
- 2001 - Jody Robinson - MAAC
- 2001 - Marc Varteressian - MAAC
- 2000 - Peter Aubry - MAAC
- 2000 - Paul Caluori - MAAC
- 2000 - Jeff Gould - MAAC
- 2000 - Louis Goulet - MAAC
- 2000 - Marc Varteressian - MAAC



Mercyhurst Athletic Hall of Fame

Scott Burfoot 1988 - 92



17

- Inducted into Mercyhurst Sports Hall of Fame - May 17, 1996
- Holds all-time record for Goals, Assists, Points.
- All American in 90 - 91
- Led the nation in scoring, 91 (96 points)
- ECAC West Player of the year, 91 & 92
- Led East Coast Hockey League in scoring, 95

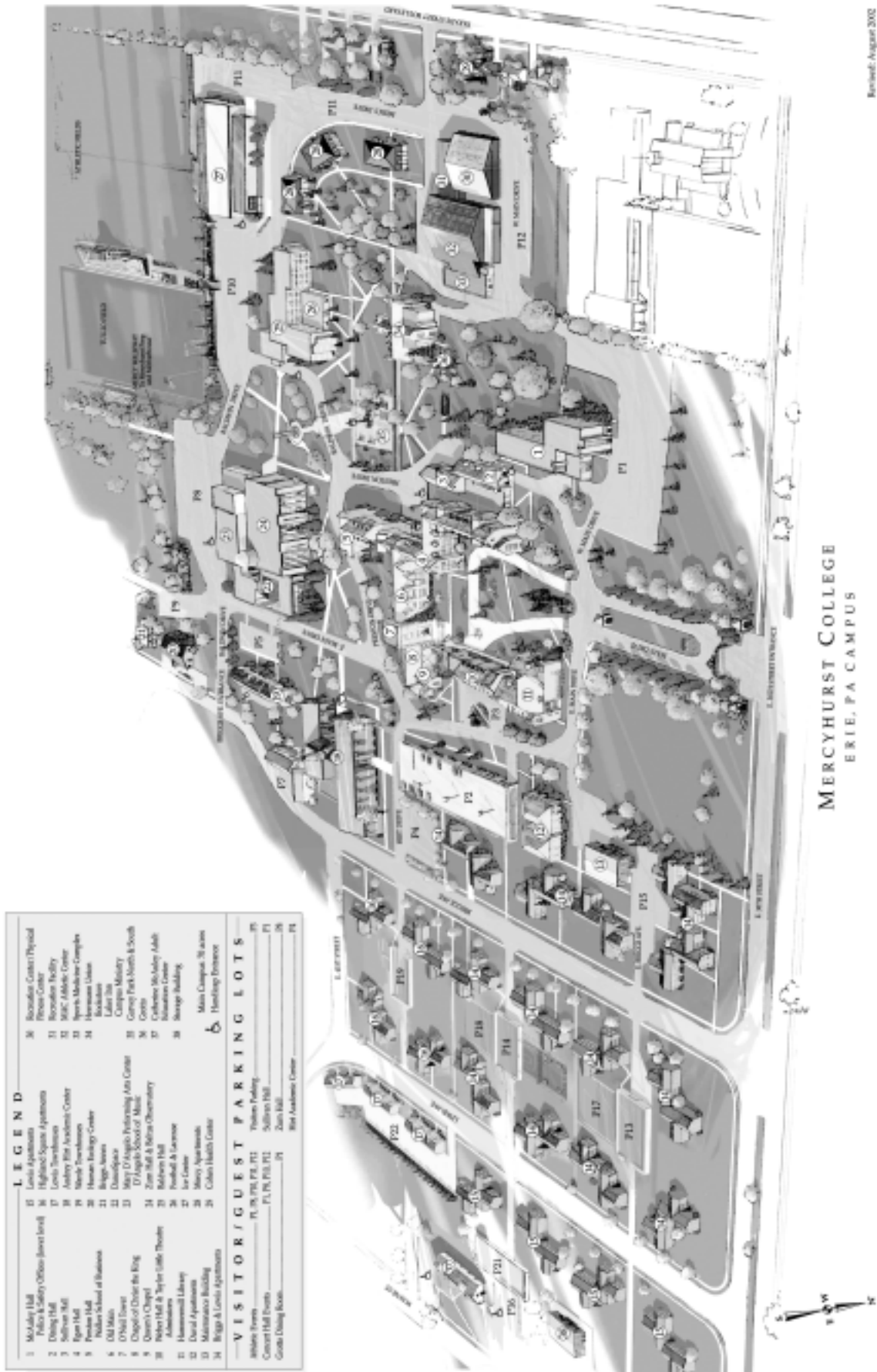
Gary Bowles 1987 - 91



- Inducted into Mercyhurst Sports Hall of Fame May 19, 2001
- Career goaltending records for wins, minutes played and most games.
- Was goaltender of record for Mercyhurst's first ECAC playoff win, 91
- Team Captain 90 & 91
- 1st Team ECAC-West 1991 - 2nd Team 1990
- Played in 101 of 114 games during career, only 35 at home.
- Graduated in 1991 with a Biology degree.



Campus Map



Dr. William P. Garvey

Mercyhurst College President



Dr. William P. Garvey, the ninth president of Mercyhurst College, is in the 25th year of his presidency. He has been affiliated with Mercyhurst since 1961. During his early years at the college, he was chairman of the college's social sciences and education departments, and in 1969 was named dean of the college and vice president of academic services. In 1977, Dr. Garvey took a one-year leave of absence to serve as the first director of administration for the new Home Rule Erie County government. He then returned to Mercyhurst as

director of the college's first graduate program in criminal justice.

Garvey became president of Mercyhurst in July 1980, and under his leadership the college has strengthened its commitment to academic distinction, and completed more than \$31 million in new buildings and campus renovations. It was under Garvey that the college opened a branch campus in North East, which now boasts an enrollment of more than 600 students, part of the college's total enrollment of 3,400 students. A native of Oil City, Pa., Garvey earned his bachelor of arts degree from Gannon University and both his master of science and doctoral degrees in history from the

University of Pittsburgh. He serves on the boards of the Erie Port Authority, the Hamot Health Foundation and, in 1995, he chaired the Great Erie Bicentennial Commission. He was the 1999 honorary chairman of the George Washington Bicentennial and the Multiple Sclerosis Walk, and was the 2000 chairman of the Erie Red Cross Campaign. He served as a consultant to former Erie Mayor Joyce A. Savocchio for the Erie Millennium Celebration and Erie's Promise.

He has served as president of the Erie Rotary Club, the Erie Historical Museum, the Erie branch of the Pennsylvania Economy League, the Northwest Pennsylvania Governor's Justice Commission, the Association of Mercy Colleges and the Foundation for Independent Colleges of Pennsylvania.

Garvey has been honored with the Liberty Bell Award from the Erie County Bar Association, the Gannon University Outstanding Alumni Award, the Distinguished Career Award from the Sales and Marketing Club of Erie, the Erie Chamber of Commerce Award for Distinguished Civic Service, the Louis J. Tullio Community Service Award, and the Erie County Historical Society's Award for Outstanding Service to Local History. The Greater Philadelphia Chamber of Commerce named him a Distinguished Pennsylvanian.

He is also the recipient of the Distinguished Citizen Award from the French Creek Council of the Boy Scouts of America, the Alexis de Tocqueville Society Award from the United Way of Erie County and the Outstanding Community Leadership Award from the Dr. Gertrude Barber Center.

He was inducted into the Metropolitan Erie Chapter of the Pennsylvania Sports Hall of Fame in 1998. In 1999, he received the John L. Robison Humanitarian Award from the Boys and Girls Club of Erie, and in 2000, he was inducted into the Millcreek Hall of Fame. Most recently, he received the 2001 Archbishop Gannon Medal of Honor, Gannon University's highest honor, for his contribution to higher education and civic leadership.

Thomas Billingsley

Executive VP of Administration



Thomas Billingsley joined the Mercyhurst College community 34 years ago as an admissions counselor. Subsequently, he has served the college in various capacities, including assistant director of admissions, registrar, director of enrollment services, director of planning and institutional research, and assistant to the president. Currently, he is the Executive Vice President for Administration, which includes responsibility for the areas of finance, athletics, maintenance, personnel, Performing Arts and

various other programs.

Prior to coming to Mercyhurst, Billingsley taught briefly in the Pittsburgh public schools and served as a field artillery officer and as a first lieutenant in the U.S. Army, which included a tour of duty in Vietnam. He was awarded the Bronze Star and the Army Commendation Medal for Valor.

Billingsley received his undergraduate degree in history from Gannon University in 1965. He earned his master's degree in history from the University of Virginia in 1967. He also did doctoral work at SUNY/ Buffalo. Billingsley served as co-chair of the 2001-02 Middle States Self-Study Steering Committee and is a member of numerous other college committees. He additionally has served on several Erie community committees.

Pete Russo

Director of Athletics



Pete Russo enters his 16th year heading the Department of Athletics at Mercyhurst College, the longest tenure of any AD in college history. He has overseen the expansion and modernization of the department's staff, programs and facilities.

The expansion of the Mercyhurst Athletic Center, remodeling of the Recreation Center, construction of the Mercyhurst Ice Center and Hirtzel Field, and the development of Tullio Field that returned football and other sports to the main campus, are just a few of the

improvements made during Russo's tenure.

Russo's agenda has also included moving many of the college's 25 varsity sports from independent status to conference membership. Fourteen varsity sports compete in the Great Lakes Intercollegiate Athletic Conference. Men's hockey joined the Division I Metro Atlantic Athletic Conference Hockey League in 1999 before joining Atlantic Hockey in 2003. Men's volleyball competes in the Midwest Intercollegiate Volleyball Association (MIVA). Russo also started the first athletic programs at Mercyhurst-North East.


He was the president of the GLIAC for the 1998-99 academic year. In September of 2000, Russo was appointed to a four-year term on the NCAA Division II Men's Basketball Committee. He will also serve as chairman of the Great Lakes basketball region. Russo will play a major role in the rating and selection of teams that will participate in the NCAA Division II Regional Basketball Tournament as well as the final Elite Eight National Tournament.



Mercyhurst Quick Facts



Mercyhurst College Campus Old Main



Weber Great Room



Dining Hall



Audrey Hirt Academic Center



- Motto: Seize the Day
- Mercyhurst was founded in 1926
- In 1969 the college went co-educational
- Dr. Garvey has been the President since 1980
- 3,000 students enrolled with 122 full-time faculty
- Trimester system: starts after Labor Day and ends mid-May
- 75-acre main campus with 50 buildings in Erie, PA
- School colors: blue, green, and white
- Degrees: 43 majors, 65 concentrations
- Over 40 clubs: ex. Student Government, Ambassadors, Campus Ministry, Habitat for Humanity, Rotaract Club, newspapers, yearbook, literally magazine & radio/television.
- 94 percent of the freshman class reside on campus
- 70 percent of the Mercyhurst campus has been built in the past 12 years
- Average SAT Score: 1080
- Average GPA: 3.4
- Average class rank in top 30 percent
- 95% of freshmen receive aid, based on merit & need
- Ranked Top 10 College in the North by *U.S. News & World Report*
- Best Mid-Atlantic Colleges by *Princeton Review*
- 60% female, 40% male
- 40 states & 20 countries
- Team Name: The Lakers
- 25 sports, Division II with Division I hockey only
- 20% of students are Varsity athletes



Mary D'Angelo
Performing Arts Center



Hammermill Library



2004-2005 Mercyhurst Lakers Men's Hockey Team



Top Row, L-R: Dave Borrelli, Pat Henk, Ben Cottreau, Denis Kirstein, Kyle Gourgon, Kerry Bowman, Scott Champagne, Erik Johnson, Ryan Toomey, Equipment/Medical Trainer Mike Folga
 Middle Row, L-R: Assistant Coach John Rose, Jordan Wakefield, Conrad Martin, Jon Asselstine, Jamie Hunt, Preston Briggs, Jamie Coghlan, Matt Warren, Mike Pochatek, Assistant Coach Chris Herbolzheimer
 Bottom Row, L-R: Associate Coach Dave Smith, Mike Ella, David Wrigley, Rich Hansen (A), Scott Reynolds (C), TJ Kemp (A), Mike Kirby, Andy Franck, Head Coach Rick Gotkin

2004-2005 Mercyhurst Lakers Varsity Schedule

| Date | Opponent | Time |
|----------|----------------------|--------|
| 10/09/04 | BROCK | 7:30pm |
| 10/15/04 | Wisconsin | 8:05pm |
| 10/16/04 | Wisconsin | 8:05pm |
| 10/23/04 | New Hampshire | 7:00pm |
| 10/26/04 | ROBERT MORRIS | 7:00pm |
| 10/29/04 | Union | 7:00pm |
| 10/30/04 | RPI | 7:00pm |
| 11/05/04 | Army* | 7:00pm |
| 11/06/04 | UConn* | 7:05pm |
| 11/13/04 | AIC* | 7:00pm |
| 11/14/04 | UMass-Amherst | 3:00pm |
| 11/26/04 | Colgate | 7:00pm |
| 11/27/04 | Colgate | 7:00pm |
| 12/03/04 | Sacred Heart* | 7:00pm |
| 12/04/04 | AIC* | 7:00pm |
| 12/10/04 | CANISIUS* | 7:30pm |
| 12/11/04 | Canisius* | 7:00pm |
| 01/04/05 | BENTLEY* | 7:30pm |
| 01/05/05 | QUINNIPAC* | 7:30pm |
| 01/09/05 | Robert Morris | 4:05pm |
| 01/14/05 | HOLY CROSS* | 7:30pm |
| 01/15/05 | AIC* | 7:30pm |
| 01/18/05 | CANISIUS* | 7:00pm |
| 01/28/05 | Bentley* | 7:30pm |
| 01/29/05 | Bentley* | 7:30pm |
| 02/04/05 | Quinnipiac* | 7:00pm |
| 02/05/05 | Quinnipiac* | 7:00pm |
| 02/11/05 | ARMY* | 7:30pm |
| 02/12/05 | ARMY* | 7:30pm |
| 02/18/05 | UCONN* | 7:30pm |
| 02/19/05 | UCONN* | 7:30pm |
| 02/25/05 | Holy Cross* | 7:00pm |
| 02/26/05 | Holy Cross* | 7:00pm |
| 03/04/05 | SACRED HEART* | 7:30pm |
| 03/05/05 | SACRED HEART* | 7:30pm |

* denotes Atlantic Hockey opponent

DENOTES HOME GAMES

History of Mercyhurst



It took a century and a quarter for Erie's classrooms to reach the ridge crowning the city. In 1926, Mercyhurst College opened its doors on a wind-swept hill overlooking Lake Erie, just a few blocks away from the city's southern boundary.

When Mercyhurst completed the 2001-2002 academic year, it also ended its year-long 75th Anniversary Year celebration commemorating the founding of the college by the Sisters of Mercy who were led by Mother M. Borgia Egan, first president of Mercyhurst College. The heritage of Mercyhurst, however, can be traced back to Mother Catherine McAuley, who founded the Sisters of Mercy in Dublin, Ireland.

From its original 75-acre farmland on the bluffs overlooking Lake Erie to Mercyhurst's modern campus 75 years later, the college has undergone dynamic change. Today Mercyhurst covers six blocks and is the largest piece of unbroken real estate in Erie.

More important, Mercyhurst has emerged as a major force in the educational landscape of the region, while remaining true to its mission as a private Catholic liberal arts college in the Mercy tradition.

From the beginning, Mother Borgia was determined to make Mercyhurst the "beauty spot in the diocese of Erie." Wanting the institution to be a masterpiece of harmony, she directed that the exterior of the college be given as much attention as its interior.

Under her direction, the Sisters hired prominent architect F. Ferdinand Durang of Philadelphia to create Old Main. It became a masterpiece of English Gothic design and stateliness that would have a suggestion of a medieval castle in its lines. With the addition of the college gates in 1950, the Mercyhurst campus became a city landmark and an attraction to all who drove up its front boulevard.

In Mercyhurst history, three dates stand out above all others: September 20, 1926, when the college opened; October 5, 1928, when the school received its charter; and February 3, 1969, when the board of trustees voted to admit the first class of men to Mercyhurst.

There were three periods of rapid growth and remarkable leadership in the 75 years of the college. Led by three outstanding presidents, they were: the First Spring

under Mother Borgia (1926-1959), who gave birth to the college and guided it through its formative years; the Second Spring spearheaded by Sister Carolyn Herrmann (1963-1972), who led Mercyhurst through the challenge of coeducation; and the Third Spring, under the driving force of Dr. William P. Garvey (1980 to the present), who brought the college to its current vitality.

In the past two decades of the Third Spring, Mercyhurst has become one of the 20 top private liberal arts colleges in the North and the second largest Mercy college in America. It has grown its student body to a record 3,421 students, its faculty to 116, its endowment to \$12 million and its budget to \$52.5 million.

An unprecedented \$47 million program of new buildings and campus renovations has dramatically changed the look of Mercyhurst during the past 15 years. Old Main remains the spiritual center of a campus that has blossomed to include 33 structures stretching to the east, west, and south. The \$7.5 million Audrey Hirt Academic Center on the southeastern campus across from Zurn Hall opened in the fall of 2002. The long-awaited, technology-rich building will be funded largely through the \$20 million "Preserving the Legacy" capital campaign.

In addition to the pace-setting growth on the main campus, in 1991 Mercyhurst purchased the 100-year-old Redemptorist Seminary in North East for a branch campus called Mercyhurst North East. There are 624 students enrolled in two-year and certificate programs at the 84-acre campus located in the middle of the county's concord grape region.

After bringing Mercyhurst's 75th anniversary year to a close, the college renews its commitment to fulfill the dreams of its founders to create a great college on the hill and to work together to bring to full maturity the fruits of the Third Spring.

