

Beginner Lesson • Chords

MAJOR

By: Rodney D. Lopez Sr.

A	A#/Bb	B	C	C#/Db	D	D#/Eb	E
2 1	3 2 1	3 2 1	3	1 1 1	2 2 2	3 3 3	3 3 3

Courtesy of Rodney Lopez, Sr.
Ukulele teacher in Seattle, WA

MAJOR SEVENTH

F	F#/Gb	G	G#/Ab	A7	A7/Bb7	B7	C7
2 1	3 1 2	1 2 3	3	1	1 2 1	1 2 1	3

SEVENTH

F#mb ε	C7/Db7	D7	D7/Eb7	E7	F7	F7/Gb7	G7	G7/Ab7
	1 1 1	1 3	1 1 1	1 2	2 3 1	1 1 1	2 1	1 3 2

MINOR

Am	A#m/Bbm	Bm	Cm	C#m/Dbm	Dm	D#m/Ebm	Em
2	3 1 1	3 1 1	1 1	3 1 1	2 2 1	3 3 2	3 2

MINOR DIMINISHED

Fm	F#m/Gbm	Gm	G#m/Abm	A° / Eb° F#° / C°	C°	F° / Ab° D° / B°	G° / C#° E° / Bb°
1 2	2 1 3	2 3	1 3 4	1 3 2	1 3 2	1 3 2	1



Beginner Lesson • Tuning

There are a number of tunings but for the soprano, the concert and the tenor ukes the most common tuning is known as the C tuning or GCEA. BUT note that the fourth string G is a high G and one tone below the first string which is the A. (or the string nearest your feet when in a playing position). This is re-entrant tuning, or "High G." Linear tuning is called "Low G."

If you have a piano or keyboard then the following may help:

Key of C tuning for ukulele/banjo ukulele
This Book will present the "C Notation" as the most satisfactory tuning.

TUNING THE UKULELE

First String	A ①
Second String	E ②
Third String	C ③
Fourth String	G ④

Provided that you know that one string is correct, you can tune the other strings to that one. The relationship between strings is:

The **4th string 2nd fret** is the same as the **1st string open**.

The **3rd string 4th fret** is the same as the **2nd string open**

The **2nd string 5th fret** is the same as the **1st string open**.

An electronic chromatic tuner (around \$20) is an accurate way of tuning any stringed instrument. If you have a choice in chromatic tuners, you may want to choose one which uses conduction/vibration to sense the string sound. This type will "clip on" to your ukulele and the vibration will give the tuner its reading—regardless of how much noise there is in the room around you. Without this feature, the tuner will pick up the other ambient sounds in the room and it may be harder to tune your ukulele.

These two sites have tuning online tuning gizmos for ukuleles: <http://www.fleamarketmusic.com>
<http://www.sheep-entertainment.nl/ukulele/index.html>



Beginner Lesson • Strum patterns

Courtesy of Joyce Flaughner
www.AlohaYall.net

#1 - BASIC STRUM (4/4 TIME) (BALLAD)

D D D D
/ / / /
1 2 3 4

#2 - COMMON STRUM (BASIC ROCK)

D-U D-U D-U D-U
/ / / /
1-& 2-& 3-& 4-&

#3 - WALTZ TIME (3/4 TIME)

D D D
/ / /
1 2 3

#4 - WALTZ VARIATION

D D-U D
/ / /
1 2-& 3

#5 – MARCH/POLKA (2/4 TIME)

D D
/ /
1 2

#6 - NASHVILLE

D D-U D-U D-U
/ / / /
1 2-& 3-& 4-&

#7 - RAGTIME

D D-U D-U D
/ / / /
1 2-& 3-& 4

Strong accent normally occurs on the first beat. Syncopation happens when the accent is placed on beats that are normally weak.



Beginner Lesson • More Strums...

Ukulele Strum Patterns

1. All downbeats – Single strum

1	2	3	4	1	2	3	4	1	2	3	4	1	2	3	4
D	D	D	D	D	D	D	D	D	D	D	D	D	D	D	D

2. Downbeats and upbeats – Double strum

1	+	2	+	3	+	4	+	1	+	2	+	3	+	4	+	1	+	2	+	3	+	4	+
D	U	D	U	D	U	D	U	D	U	D	U	D	U	D	U	D	U	D	U	D	U	D	U

3. One measure downbeats, one measure up and downbeats

1	2	3	4	1	+	2	+	3	+	4	+	1	2	3	4	1	+	2	+	3	+	4	+
D	D	D	D	D	U	D	U	D	U	D	U	D	D	D	D	D	U	D	U	D	U	D	U

4. Split the measure

1	2	3	+	4	+	1	2	3	+	4	+	1	2	3	+	4	+	1	2	3	+	4	+
D	D	D	U	D	U	D	D	D	U	D	U	D	D	D	U	D	U	D	D	D	U	D	U

5. Emphasize the 1 downbeat

1	2	+	3	+	4	+	1	2	+	3	+	4	+	1	2	+	3	+	4	+	1	2	+	3	+	4	+
D	d	u	d	u	d	u	D	d	u	d	u	d	u	D	d	u	d	u	d	u	D	d	u	d	u	d	u

6. Emphasize the 2 downbeat

1	+	2	3	+	4	+	1	+	2	3	+	4	+	1	+	2	3	+	4	+	1	+	2	3	+	4	+
d	u	D	d	u	d	u	d	u	D	d	u	d	u	d	u	D	d	u	d	u	d	u	D	d	u	d	u

7. Latin strum

1	2	+	+	4	+	1	2	+	+	4	+	1	2	+	+	4	+	1	2	+	+	4	+
D	D	u	u	d	u	D	D	u	u	d	u	D	D	u	u	d	u	D	D	u	u	d	u

8. Variation on #7 – syncopated strum

1	2	+	+	4	+	1	2	+	+	4	+	1	2	+	+	4	+	1	2	+	+	4	+
D	D	u	u	d	+	D	D	u	u	d	+	D	D	u	u	d	+	D	D	u	u	d	+

9. Another variation on #7

1	+	2	+	+	4	+	1	+	2	+	+	4	+	1	+	2	+	+	4	+	1	+	2	+	+	4	+
D	u	d	u	u	d	u	D	u	d	u	u	d	u	D	u	d	u	u	d	u	D	u	d	u	u	d	u

10. Country strum

1	2	+	3	4	+	1	2	+	3	4	+	1	2	+	3	4	+	1	2	+	3	4	+
D	D	U	D	D	U	D	D	U	D	D	U	D	D	U	D	D	U	D	D	U	D	D	U

11. Offbeat single strum

+	+	+	+	+	+	+	+	+	+	+	+	+	+	+	+	+	+	+	+	+	+	+	+	+	+	+	+
U	U	U	U	U	U	U	U	U	U	U	U	U	U	U	U	U	U	U	U	U	U	U	U	U	U	U	U

12. Offbeat single strum - variation

1	+	+	+	+	+	1	+	+	+	+	+	1	+	+	+	+	+	1	+	+	+	+	+	+	+	+	+
D	U	U	U	U	U	D	U	U	U	U	U	D	U	U	U	U	U	D	U	U	U	U	U	U	U	U	U

13. Bo Diddley strum – 2 measures

1	+	3	4	+	2	3	+	1	+	3	4	+	2	3	+
D	U	D	D	+	D	D	+	D	U	D	D	+	D	D	+

14. Brazillian strum – 2 measures

1	2	3	+	+	+	+	3	4	1	2	3	+	+	+	+	3	4
D	D	D	U	U	U	U	D	D	D	D	D	U	U	U	U	D	D



Beginner Lesson • Song

Clementine (C and G⁷)

C **G⁷**
IN A **CAVERN**, IN A CANYON, EXCAVATING FOR A **MINE**,
C **G⁷** **C**
DWELT A MINER, FORTY-**NINER** AND HIS **DAUGHTER** CLEMEN-**TINE**.

Chorus:

C **G⁷**
OH MY **DARLING**, OH MY DARLING, OH MY DARLING, CLEMEN-**TINE**
C **G⁷** **C**
THOU ART LOST AND GONE FOR-**EVER**, DREADFUL **SORRY**, CLEMEN-**TINE**.

C **G⁷**
LIGHT SHE **WAS** AND LIKE A FAIRY, AND HER SHOES WERE NUMBER **NINE**,
C **G⁷** **C**
HERRING BOXES WITHOUT **TOPSES** SANDALS **WERE** FOR CLEMEN-**TINE**

Chorus:

C **G⁷**
DROVE SHE **DUCKLINGS** TO THE WATER, EVERY MORNING JUST AT **NINE**
C **G⁷** **C**
HIT HER FOOT **AGAINST** A SPLINTER, FELL INTO THE FOAMING **BRINE**.

Chorus:

C **G⁷**
RUBY LIPS **ABOVE** THE WATER, BLOWING BUBBLES SOFT AND **FINE**
C **G⁷** **C**
BUT ALAS, I WAS NO **SWIMMER**, SO I **LOST** MY CLEMENTINE.

Chorus:

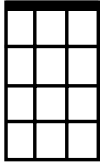
C **G⁷**
THEN THE **MINER**, FORTY-NINER, SOON BEGAN TO PEAK AND **PINE**,
C **G⁷** **C**
THOUGHT HE OUGHTER **JOIN** HIS DAUGHTER, NOW HE'S **WITH** HIS CLEMENTINE.

Chorus:

C **G⁷**
IN MY **DREAMS**, SHE STILL DOTH HAUNT ME, ROBED IN GARMENTS SOAKED IN **BRINE**
C **G⁷** **C**
THOUGH IN LIFE I **USED** TO HUG HER, NOW SHE'S **DEAD**, I DRAW THE **LINE**.

Chorus:

First
Note



0



Beginner Lesson • Song *Whole World (C and G⁷)*

C
HE'S GOT THE **WHOLE** WORLD IN HIS HANDS

G⁷
HE'S GOT THE **WHOLE** WIDE WORLD IN HIS HANDS

C
HE'S GOT THE **WHOLE** WORLD IN HIS HANDS

G⁷ **C**
HE'S GOT THE **WHOLE** WORLD IN HIS **HANDS**

HE'S GOT THE ITTY BITTY BABIES IN HIS HANDS

G⁷
HE'S GOT **ITTY** BITTY BABIES IN HIS HANDS

C
HE'S GOT **ITTY** BITTY BABIES IN HIS HANDS

G⁷ **C**
HE'S GOT THE **WHOLE** WORLD IN HIS **HANDS**

Verse 3: HE'S GOT EVERYBODY HERE IN HIS HANDS


Verse 4: HE'S GOT THE UKULELE PLAYERS IN HIS HANDS

HE'S GOT THE WHOLE WORLD IN HIS HANDS

G⁷
HE'S GOT THE **WHOLE** WIDE WORLD IN HIS HANDS

C
HE'S GOT THE **WHOLE** WORLD IN HIS HANDS

G⁷ **C**
HE'S GOT THE **WHOLE** WORLD IN HIS **HANDS**





Beginner Lesson • Song

Doggie in the Window (F and C7)

CHORUS:

F - C7
HOW **MUCH** IS THAT DOG-GIE IN THE **WIN-DOW**?
F
THE ONE WITH THE WAG-GLELY **TA-A-A-A-ALE**
C7
HOW MUCH IS THAT DOG-GIE IN THE **WIN-DOW**?
F
I DO HOPE THAT DOG-GIE' S FOR **SALE**

C7
I MUST TAKE A TRIP TO CALI-**FORN-IA**
F
AND LEAVE MY POOR SWEET-HEART A-**LONE**
C7
IF SHE HAS A DOG, SHE WON'T BE **LONE-SOME**
F
AND THE DOG-GIE WILL HAVE A GOOD **HOME**

CHORUS

C7
I READ IN THE PA-PERS THERE ARE **ROB-BERS**
F
WITH FLASH-LIGHTS THAT SHINE IN THE **DARK**
C7
MY LOVE NEED A DOG-GIE TO PRO-**TECT** HER
F
AND SCARE THEM A-WAY WITH ONE **BARK**

CHORUS

C7
I DON'T WANT A BUN-NY OR A **KIT-TY**
F
I DON'T WANT A PAR-ROT THAT **TALKS**
C7
I DON'T WANT A BOWL OF LITTLE **FISH-ES**
F
YOU CANT TAKE A GOLD-FISH FOR **WALKS**

CHORUS



Beginner Lesson • Song


Down in the Valley (C and G⁷)

C **G⁷**
DOWN IN THE VALLEY, VALLEY SO **LOW**

C
HANG YOUR HEAD OVER, HEAR THE WIND **BLOW**

G⁷
HEAR THE WIND BLOW DEAR, HEAR THE WIND **BLOW**

C
LATE IN THE EVENING, HEAR THE WIND **BLOW**



C **G⁷**
IF YOU DON'T LOVE ME, LOVE WHOM YOU **PLEASE**

C
PUT YOUR ARMS ROUND ME, GIVE MY HEART **EASE**

G⁷
GIVE MY HEART EASE, LOVE, GIVE MY HEART **EASE**

C
PUT YOUR ARMS ROUND ME, GIVE MY HEART **EASE**

C **G⁷**
ROSES LOVE SUNSHINE, VIOLETS LOVE **DEW**

C
ANGELS IN HEAVEN KNOW I LOVE **YOU**

G⁷
KNOW I LOVE YOU DEAR, KNOW I LOVE **YOU**

C
ANGELS IN HEAVEN KNOW I LOVE **YOU**




Beginner Lesson • Song

THIS LAND (C, F, C⁷ AND G⁷)

CHORUS—

C F C
THIS LAND IS YOUR LAND, THIS LAND IS MY LAND
 G7 C C7
FROM CALIFORNIA TO THE NEW YORK ISLAND,
 F C
FROM THE REDWOOD FOREST TO THE GULF STREAM WATER,
 G7 C
THIS LAND WAS MADE FOR YOU AND ME



C F C
AS I WENT WALKING, THAT RIBBON OF HIGHWAY
 G7 C C7
I SAW ABOVE ME THAT ENDLESS SKYWAY
 F C
I SAW BELOW ME THAT GOLDEN VALLEY
G7 C
THIS LAND WAS MADE FOR YOU AND ME

REPEAT CHORUS

C F C
I ROAMED AND RAMBLED, MY FOOTSTEPS LEAD ME
 G7 C C7
OVER THE SPARKLING SANDS OF HER DIAMOND DESERTS
 F C
AND ALL AROUND ME, A VOICE WAS CALLING
G7 C
THIS LAND WAS MADE FOR YOU AND ME


REPEAT CHORUS



Beginner Lesson • Song

Swing Low, Sweet Chariot

(C, F, C⁷ AND G⁷)



CHORUS

C **F** **C** **G7**
SWING LOW, SWEET CHARIOT, COMIN' FOR TO CARRY ME HOME
C **C7** **C** **G7** **C**
SWING LOW, SWEET CHARIOT, COMIN' FOR TO CARRY ME HOME

C **F** **C**
I LOOKED OVER JORDAN AND WHAT DID I SEE,
G7
COMIN' FOR TO CARRY ME HOME?
C **C7** **F** **C**
A BAND OF ANGELS, COMIN' AFTER ME
G7 **C**
COMIN' FOR TO CARRY ME HOME.

CHORUS

C **F** **C**
IF YOU GET THERE, BEFORE I DO,
G7
COMIN' FOR TO CARRY ME HOME
C **C7** **F** **C**
TELL ALL MY FRIENDS I'LL BE THERE, TOO
G7 **C**
COMIN' FOR TO CARRY ME HOME.

CHORUS