



WTCC

FIA World Touring Car Championship

Rounds 3 & 4
Puebla, Mexico
4-6 April 2008



Timing and Results by MST Systems Ltd

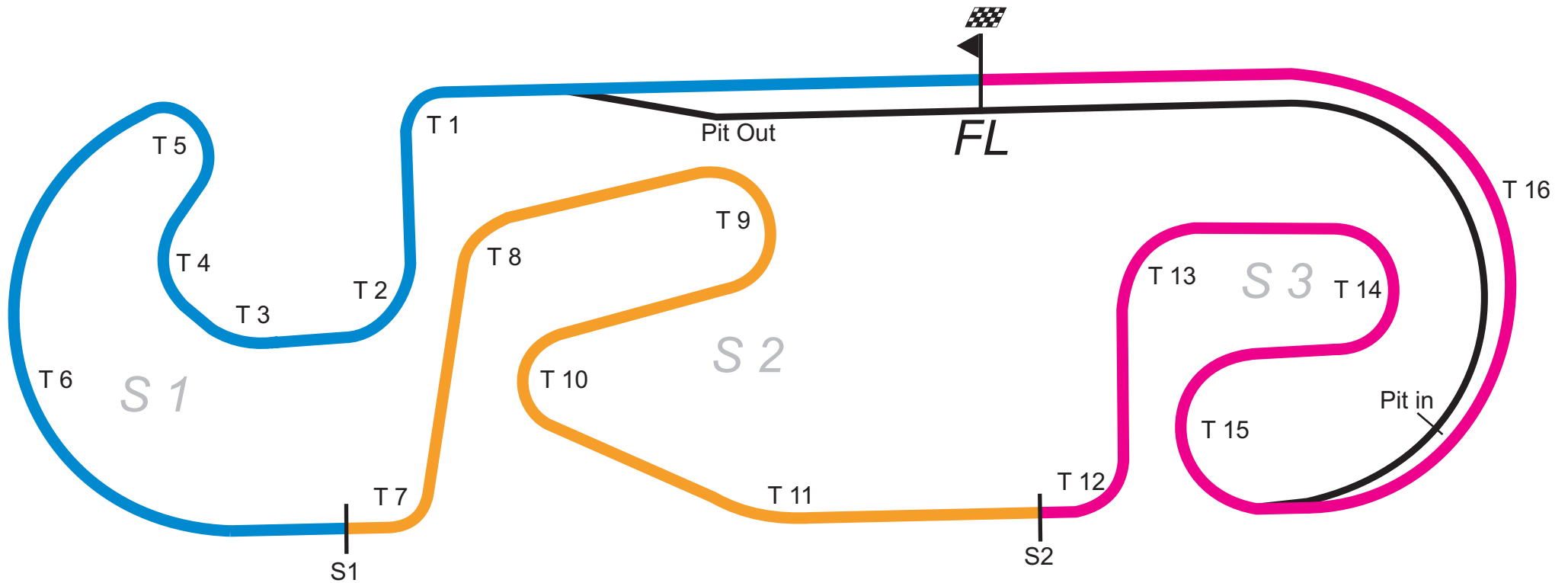
www.fiawtcc.com

www.mstworld.com



Races 3 & 4 - Puebla
5 & 6 April 2008

- ▲ Start
- ▣ Finish / Timing "Line"
- Start Line Offset 0,0 Km
- Int 1 @ 1,093 Km
- Int 2 @ 2,017 Km
- Pit In @ 2,853 Km
- Pit Out @ 0,173 Km
- P In to P Out 0,778 Km
- Circuit Centerline 3,240Km
- A lap by the Pit Lane is 3,198 Km
- T = Number of the Turns (total 16)



2008 FIA World Touring Car Championship TESTING

POS	NO	CL	DRIVER	NAT	CAR	TIME	LAPS	GAP	KPH
1	9		Jordi GENE	ESP	SEAT Leon TDI	1:42.603	12		113.68
2	18		Tiago MONTEIRO	POR	SEAT Leon TDI	1:43.089	13	0.486	113.14
3	11		Gabriele TARQUINI	ITA	SEAT Leon TDI	1:43.209	10	0.606	113.01
4	8		Alain MENU	SUI	Chevrolet Lacetti	1:43.548	14	0.945	112.64
5	3		Augusto FARFUS	BRA	BMW 320si	1:43.587	14	0.984	112.60
6	10		Rickard RYDELL	SWE	SEAT Leon TDI	1:43.641	13	1.038	112.54
7	23	I	Pierre-Yves CORTHALS	BEL	SEAT Leon	1:43.761	12	1.158	112.41
8	1		Andy PRIAULX	GBR	BMW 320si	1:43.822	13	1.219	112.34
9	2		Jorg MULLER	GER	BMW 320si	1:43.880	15	1.277	112.28
10	7		Robert HUFF	GBR	Chevrolet Lacetti	1:43.908	15	1.305	112.25
11	4		Alessandro ZANARDI	ITA	BMW 320si	1:43.954	15	1.351	112.20
12	6		Nicola LARINI	ITA	Chevrolet Lacetti	1:43.962	14	1.359	112.19
13	20		Tom CORONEL	NED	SEAT Leon	1:44.247	11	1.644	111.88
14	5		Felix PORTEIRO	ESP	BMW 320si	1:44.284	15	1.681	111.84
15	26	I	Stefano D'ASTE	ITA	BMW 320si	1:45.018	13	2.415	111.06
16	31	I	Sergio HERNANDEZ	ESP	BMW 320si	1:45.053	12	2.450	111.03
17	12		Yvan MULLER	FRA	SEAT Leon TDI	1:45.532	6	2.929	110.52
18	42	I	Franz ENGSTLER	GER	BMW 320si	1:47.026	13	4.423	108.98
19	16	I	Olivier TIELEMANS	NED	BMW 320si	1:47.690	14	5.087	108.31
20	43	I	Andrey ROMANOV	RUS	BMW 320si	1:49.574	14	6.971	106.44
21	13	I	Ibrahim OKYAY	TUR	BMW 320si	1:53.660	6	11.057	102.62

Weather/Track: Sun 25°/Dry 46°

Puebla
Circuit Length = 3.2400 km.
Start: 15:00 End: 15:30

Race Director:

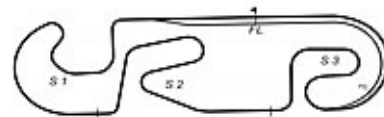
Steward:

Timekeeper:

2008 FIA World Touring Car Championship

Testing - Sector Analysis Report

Lap	S1 Time	S1 Spd	S2 Time	S2 Spd	S3 Time	S3 Spd	Lap Time	Pit	Lap	S1 Time	S1 Spd	S2 Time	S2 Spd	S3 Time	S3 Spd	Lap Time	Pit
1 PRIAULX GBR BMW 320si																	
1	10:45.756	130.5	35.059	138.4	41.274	174.9	12:02.089		8	2:47.462	137.1	35.149	140.9	39.891	177.5	4:02.502	
2	34.415	142.1	33.413	140.3	41.786	177.0	1:49.614		9	32.972	149.3	31.399	144.0	39.486	178.1	1:43.857	
3	33.988	143.3	32.263	143.4	40.223	177.8	1:46.474		10	33.714	154.1	32.082	143.4	52.914		1:58.710	Pit
4	33.556	149.9	32.511	140.0	41.054	177.0	1:47.121		11	2:22.920	115.9	35.589	140.3	39.688	178.4	3:38.197	
5	33.248	149.9	31.943	141.7	39.802	179.3	1:44.993		12	33.176	151.0	31.337	144.8	39.309	178.1	1:43.822	
6	33.342	151.6	32.434	143.1	39.851	178.1	1:45.627		13	32.854	152.1	32.858	141.1	1:01.483		2:07.195	Pit
7	34.175	149.9	32.218	142.8	52.899		1:59.292	Pit									
2 MULLER GER BMW 320si																	
1	10:54.444	119.8	34.350	140.3	41.755	172.9	12:10.549		9	2:53.516	151.8	32.430	143.1	39.734	176.4	4:05.680	
2	34.137	150.7	32.817	142.2	43.372	178.4	1:50.326		10	35.539	153.3	32.042	143.7	40.162	178.1	1:47.743	
3	33.680	153.6	32.475	143.4	41.183	176.7	1:47.338		11	32.912	153.3	31.978	143.1	39.612	176.4	1:44.502	
4	33.500	152.1	32.650	143.1	40.960	176.4	1:47.110		12	33.426	144.8	32.985	143.1	54.049		2:00.460	Pit
5	33.573	152.7	32.229	142.8	39.613	177.5	1:45.415		13	1:59.004	153.8	31.656	144.0	40.849	177.8	3:11.509	
6	35.389	152.4	32.244	143.1	41.045	176.4	1:48.678		14	32.981	154.1	31.526	144.5	39.373	177.8	1:43.880	
7	33.294	151.6	32.163	142.5	39.981	175.8	1:45.438		15	32.947	155.6	31.894	143.4	39.659	177.5	1:44.500	
8	34.443	146.1	34.722	141.1	56.746		2:05.911	Pit									
3 FARFUS BRA BMW 320si																	
1	10:54.065	123.0	35.049	126.3	42.378	178.4	12:11.492		9	33.263	153.6	32.462	144.0	40.127	171.0	1:45.852	
2	34.740	146.4	32.463	143.4	40.009	178.7	1:47.212		10	33.549	151.6	31.901	144.5	53.505		1:58.955	Pit
3	34.138	151.3	41.397	135.0	42.351	179.0	1:57.886		11	3:50.909	142.1	32.746	143.7	39.395	178.1	5:03.050	
4	33.566	151.3	32.201	143.7	40.019	178.7	1:45.786		12	32.803	153.8	31.574	144.8	39.375	179.0	1:43.752	
5	33.604	153.0	31.952	144.0	39.754	180.9	1:45.310		13	32.750	154.1	31.642	142.8	39.195	179.0	1:43.587	Pit
6	33.124	155.0	32.169	144.8	39.706	178.1	1:44.999		14	32.936	153.3	31.639	145.1	39.605	172.6	1:44.180	
7	33.362	153.6	32.477	144.5	59.083		2:04.922	Pit									
8	1:59.851	151.8	32.101	143.1	39.995	177.2	3:11.947										
4 ZANARDI ITA BMW 320si																	
1	10:54.925	118.7	34.717	139.2	43.541	174.9	12:13.183		9	34.516	130.5	35.259	142.2	40.809	177.8	1:50.584	
2	34.086	150.4	32.529	143.1	40.195	179.3	1:46.810		10	33.099	152.4	32.046	142.8	39.728	177.5	1:44.873	
3	33.766	152.4	33.041	142.0	40.830	176.7	1:47.637		11	33.100	151.3	31.857	143.1	55.521		2:00.478	Pit
4	33.803	152.7	32.588	142.0	39.844	176.4	1:46.235		12	2:19.429	147.2	34.782	135.5	40.895	178.1	3:35.106	
5	33.343	150.7	32.463	142.8	39.801	177.5	1:45.607		13	33.009	151.6	31.691	143.1	39.494	178.4	1:44.194	
6	37.397	119.6	34.575	140.0	55.524		2:07.496	Pit	14	32.843	153.0	31.691	143.4	39.420	178.1	1:43.954	
7	4:21.256	145.9	33.225	141.1	40.207	177.0	5:34.688		15	36.150	128.8	33.853	142.0	59.272		2:09.275	Pit
8	33.153	151.6	32.006	142.8	39.689	177.5	1:44.848										



Circuit Length - 3.240 kilometres
Circuito Miguel E Abed
Puebla

Weather/ Track: Sun 25° /Dry 46°

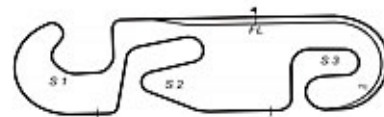
2008 FIA World Touring Car Championship Testing - Sector Analysis Report

Lap	S1 Time	S1 Spd	S2 Time	S2 Spd	S3 Time	S3 Spd	Lap Time	Pit	Lap	S1 Time	S1 Spd	S2 Time	S2 Spd	S3 Time	S3 Spd	Lap Time	Pit
5 PORTEIRO ESP BMW 320si																	
1	10:53.450	129.7	34.629	141.7	43.030	172.6	12:11.109		9	3:15.739	143.3	33.191	142.8	39.560	178.1	4:28.490	
2	34.317	148.5	33.485	124.5	40.525	178.4	1:48.327		10	33.438	152.1	32.728	143.4	40.315	177.2	1:46.481	
3	33.861	150.2	33.146	141.7	42.230	178.7	1:49.237		11	33.744	147.2	31.970	143.7	55.615		2:01.329	Pit
4	34.322	150.2	32.416	143.1	41.180	163.1	1:47.918		12	2:12.093	145.1	32.070	144.5	39.532	177.5	3:23.695	
5	34.539	148.0	32.277	143.4	40.362	174.0	1:47.178		13	34.177	145.4	32.003	143.1	39.715	177.5	1:45.895	
6	33.693	152.1	32.540	142.5	40.151	177.2	1:46.384		14	33.314	151.6	31.732	143.1	39.238	177.0	1:44.284	
7	34.366	146.7	32.104	143.4	39.857	175.8	1:46.327		15	37.771	146.4	32.450	142.2	1:05.357		2:15.578	Pit
8	33.581	149.9	32.432	143.4	57.373		2:03.386	Pit									

Lap	S1 Time	S1 Spd	S2 Time	S2 Spd	S3 Time	S3 Spd	Lap Time	Pit	Lap	S1 Time	S1 Spd	S2 Time	S2 Spd	S3 Time	S3 Spd	Lap Time	Pit
6 LARINI ITA Chevrolet Lacetti																	
1	10:56.222	122.3	34.692	143.7	43.708	169.9	12:14.622		9	33.272	151.0	31.925	144.2	39.470	177.8	1:44.667	
2	35.061	153.0	33.507	107.7	44.239	174.0	1:52.807		10	32.807	151.6	32.283	144.2	39.624	178.4	1:44.714	
3	33.980	151.6	33.915	146.0	40.096	180.3	1:47.991		11	33.028	144.6	32.496	144.8	55.397		2:00.921	Pit
4	33.381	154.1	32.003	149.3	39.934	178.7	1:45.318		12	3:03.839	140.6	32.505	146.9	39.508	178.7	4:15.852	
5	33.414	154.4	32.328	145.4	39.379	179.6	1:45.121		13	32.919	152.7	31.630	147.2	39.413	178.1	1:43.962	
6	33.614	150.2	34.281	101.5	41.069	180.0	1:48.964		14	33.381	152.1	31.637	149.0	1:14.867		2:19.885	Pit
7	34.551	143.8	32.296	141.4	1:04.611		2:11.458	Pit									
8	5:29.499	152.7	32.144	145.1	39.861	178.4	6:41.504										

Lap	S1 Time	S1 Spd	S2 Time	S2 Spd	S3 Time	S3 Spd	Lap Time	Pit	Lap	S1 Time	S1 Spd	S2 Time	S2 Spd	S3 Time	S3 Spd	Lap Time	Pit
7 HUFF GBR Chevrolet Lacetti																	
1	10:59.086	117.4	34.256	143.4	43.448	172.9	12:16.790		9	33.194	158.3	31.740	148.4	39.282	179.3	1:44.216	
2	34.240	149.1	32.298	146.9	40.460	177.0	1:46.998		10	32.895	155.0	31.828	148.7	39.281	180.9	1:44.004	
3	34.710	145.4	32.369	146.3	40.189	179.0	1:47.268		11	33.187	157.7	31.808	147.8	55.096		2:00.091	Pit
4	33.641	152.7	32.389	146.6	39.894	179.3	1:45.924		12	4:05.730	138.9	32.816	146.6	39.551	179.3	5:18.097	
5	33.422	156.2	32.488	148.4	39.568	180.3	1:45.478		13	33.099	156.2	31.639	147.8	39.170	182.1	1:43.908	
6	34.003	152.7	32.210	146.0	56.714		2:02.927	Pit	14	33.038	158.3	31.762	147.5	39.353	180.6	1:44.153	
7	1:37.123	139.9	32.296	146.6	39.850	180.9	2:49.269		15	33.456	153.3	32.365	147.2	58.433		2:04.254	Pit
8	33.135	157.7	31.736	148.1	39.340	180.3	1:44.211										

Lap	S1 Time	S1 Spd	S2 Time	S2 Spd	S3 Time	S3 Spd	Lap Time	Pit	Lap	S1 Time	S1 Spd	S2 Time	S2 Spd	S3 Time	S3 Spd	Lap Time	Pit
8 MENU SUI Chevrolet Lacetti																	
1	11:00.827	138.7	35.172	144.2	44.617	174.3	12:20.616		9	32.913	151.0	31.458	147.5	39.177	176.4	1:43.548	
2	33.799	151.8	33.830	138.9	40.009	177.8	1:47.638		10	33.503	139.2	34.416	133.5	57.886		2:05.805	Pit
3	33.521	150.7	32.499	146.6	40.169	177.5	1:46.189		11	3:11.909	128.2	33.968	136.8	40.566	177.0	4:26.443	
4	33.261	151.6	32.124	145.4	39.563	176.7	1:44.948		12	32.657	153.8	31.577	146.6	39.623	177.0	1:43.857	
5	33.625	153.6	31.780	147.5	39.736	177.0	1:45.141		13	32.626	152.1	31.843	146.6	39.372	176.7	1:43.841	
6	34.199	148.5	33.069	145.1	1:02.537		2:09.805	Pit	14	33.938	133.0	33.098	144.5	59.543		2:06.579	Pit
7	4:05.789	136.2	32.903	144.2	40.229	175.2	5:18.921										
8	33.331	153.6	31.574	145.4	39.431	176.1	1:44.336										



Weather/ Track: Sun 25° / Dry 46°

Circuit Length - 3.240 kilometres
Circuito Miguel E Abed
Puebla

2008 FIA World Touring Car Championship

Testing - Sector Analysis Report

Lap S1 Time S1 Spd S2 Time S2 Spd S3 Time S3 Spd Lap Time Pit Lap S1 Time S1 Spd S2 Time S2 Spd S3 Time S3 Spd Lap Time Pit

9 GENE				ESP				SEAT Leon TDI							
1	10:52.373	127.8	35.155 144.0	1:01.495	12:29.023	Pit	8	33.231 150.2	32.273 147.2	1:00.895	2:06.399	Pit			
2	1:50.392	146.4	33.310 146.0	40.843 173.5	3:04.545		9	3:56.896 118.6	36.524 127.6	1:03.201	5:36.621	Pit			
3	33.958	157.1	32.974 144.0	39.941 176.7	1:46.873		10	4:28.750 126.5	34.346 148.7	39.626	180.9	5:42.722			
4	33.553	152.4	32.289 147.5	39.693 179.3	1:45.535		11	32.440	154.7	31.282	149.0	38.881	180.9	1:42.603	
5	33.449	154.1	32.074 145.4	39.571 178.1	1:45.094		12	34.035	111.9	38.604	74.4	1:20.357		2:32.996	Pit
6	32.869	156.5	31.892 146.3	39.313 179.3	1:44.074										
7	33.185	150.7	31.798 147.2	39.499 179.0	1:44.482										

10 RYDELL				SWE				SEAT Leon TDI						
1	10:44.789	123.2	34.461 141.4	1:04.547	12:23.797	Pit	8	4:26.975 149.9	32.330 146.3	40.044 173.2	5:39.349			
2	1:21.327	137.3	33.385 142.2	41.970 167.5	2:36.682		9	33.621 154.4	32.736 145.7	40.143 172.9	1:46.500			
3	35.449	146.7	37.807 82.8	43.885 169.6	1:57.141		10	33.630 151.6	32.652	146.9	54.391	2:00.673	Pit	
4	35.554	145.9	32.578 140.6	40.791 168.3	1:48.923		11	2:41.206 129.5	39.920 114.6	40.746 174.9	4:01.872			
5	34.118	149.3	32.924 140.6	40.537 167.7	1:47.579		12	32.990	156.2	31.814 142.8	39.839 179.3	1:44.643		
6	33.788	151.0	32.669 141.7	41.383 166.9	1:47.840		13	32.868	155.3	31.571	146.9	39.202	179.6	1:43.641
7	34.159	149.3	33.155 140.3	54.898	2:02.212	Pit								

11 TARQUINI				ITA				SEAT Leon TDI						
1	10:51.460	129.3	35.060 143.7	1:00.521	12:27.041	Pit	7	32.763 157.4	41.572 144.2	58.847	2:13.182	Pit		
2	3:13.094	152.7	32.972 146.9	40.800 175.5	4:26.866		8	3:02.913 138.2	33.917 147.5	41.260 180.9	4:18.090			
3	33.736	155.9	32.464 146.9	40.057 178.4	1:46.257		9	32.889 157.1	31.804 148.1	39.150 181.5	1:43.843			
4	33.753	156.2	31.845 147.5	39.977 179.3	1:45.575		10	32.703	158.0	31.326	150.0	39.180	182.1	1:43.209
5	33.542	158.6	41.068 84.6	1:02.450	2:17.060	Pit								
6	5:29.771	155.3	32.235 147.8	39.713 180.0	6:41.719									

12 MULLER				FRA				SEAT Leon TDI						
1	10:50.171	119.4	34.840 136.1	1:01.330	12:26.341	Pit	5	33.817 145.1	32.269	146.3	40.023	178.1	1:46.109	
2	1:09.005	127.2	33.476 142.2	41.016 172.6	2:23.497		6	33.640	147.5	33.580 145.7	55.024	2:02.244	Pit	
3	34.377	146.1	32.388 144.5	40.473 173.8	1:47.238									
4	33.574	146.4	32.057	145.4	39.901	176.7	1:45.532							

13 OKYAY				TUR				BMW 320si				I			
1	11:44.175	140.1	36.615 135.0	43.367	166.4	13:04.157	5	49.147 146.7	35.537 140.0	43.088 156.8	2:07.772				
2	36.333	151.3	34.595 141.1	42.732	157.1	1:53.660	6	37.805 148.3	35.171 139.5	42.852 155.7	1:55.828				
3	43.807	117.4	42.128 118.2	48.586 154.1	2:14.521										
4	36.722	144.1	35.886 133.5		14:38.101	Pit									



Weather/ Track: Sun 25° /Dry 46°

Circuit Length - 3.240 kilometres
Circuito Miguel E Abed
Puebla

2008 FIA World Touring Car Championship Testing - Sector Analysis Report

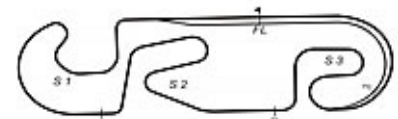
Lap S1 Time S1 Spd S2 Time S2 Spd S3 Time S3 Spd Lap Time Pit Lap S1 Time S1 Spd S2 Time S2 Spd S3 Time S3 Spd Lap Time Pit

16 TIELEMANS				NED				BMW 320si				I			
1	11:01.606	127.2	38.565	137.1	43.126	168.0	12:23.297	9	34.749	148.5	33.227	142.0	41.101	172.6	1:49.077
2	36.735	142.6	34.903	139.5	42.769	169.9	1:54.407	10	34.116	145.6	32.768	143.4	40.806	174.9	1:47.690
3	35.649	147.5	33.852	143.1	42.369	170.1	1:51.870	11	34.303	151.8	33.385	142.8	41.707	173.8	1:49.395
4	35.835	149.6	33.380	142.2	41.730	174.0	1:50.945	12	34.438	151.0	33.430	144.2	41.331	172.1	1:49.199
5	34.745	151.8	33.297	143.7	41.957	168.3	1:49.999	13	34.144	151.6	33.371	137.9	40.728	176.7	1:48.243
6	34.871	151.0	33.356	143.1	41.799	169.9	1:50.026	14	34.459	151.6	33.108	140.3	40.946	176.7	1:48.513
7	34.553	151.0	33.313	144.5	4:52.774		6:00.640 Pit								
8	46.415	146.4	33.381	144.2	41.738	172.9	2:01.534								

18 MONTEIRO				POR				SEAT Leon TDI							
1	11:18.870	125.5	36.078	143.1	1:00.748		12:55.696 Pit	8	4:00.429	141.6	32.867	147.2	40.843	181.2	5:14.139
2	2:57.146	128.0	35.011	143.1	41.279	167.2	4:13.436	9	32.633	158.9	32.696	147.5	38.999	177.2	1:44.328
3	34.783	131.1	32.396	146.9	39.262	177.8	1:46.441	10	32.835	158.3	32.711	148.4	39.192	180.6	1:44.738
4	34.611	155.0	32.741	147.2	39.326	178.4	1:46.678	11	32.340	156.5	31.711	149.0	39.038	180.0	1:43.089
5	33.323	158.0	32.390	146.6	38.918	180.3	1:44.631	12	37.538	142.3	34.043	146.6	39.420	182.4	1:51.001
6	33.212	157.4	31.824	146.6	39.452	179.6	1:44.488	13	32.766	150.7	31.651	147.8	39.000	181.5	1:43.417
7	32.993	157.7	32.388	144.2	53.842		1:59.223 Pit								

20 CORONEL				NED				SEAT Leon							
1							12:17.750	7							7:27.290 Pit
2							1:46.811	8							1:59.951
3							1:45.658	9							1:44.247
4							1:45.731	10							3:56.707 Pit
5							1:45.099	11							1:57.938
6							1:45.768								

23 CORTHALS				BEL				SEAT Leon				I			
1	11:03.374	149.6	35.434	143.1	42.638	171.8	12:21.446	8	32.684	154.7	33.466	137.1	39.848	177.8	1:45.998
2	34.615	153.0	32.548	145.7	41.526	137.9	1:48.689	9	32.942	154.1	31.804	145.1	4:20.432		5:25.178 Pit
3	35.036	152.4	34.411	135.0	40.235	177.8	1:49.682	10	46.231	143.6	32.733	145.1	40.454	176.4	1:59.418
4	33.518	153.8	32.552	143.1	39.928	177.5	1:45.998	11	33.204	155.3	31.411	145.1	39.459	176.4	1:44.074
5	33.291	154.4	32.060	144.0	39.239	178.4	1:44.590	12	32.907	154.1	31.535	144.2	39.319	176.1	1:43.761
6	33.240	153.0	31.890	145.7	4:12.474		5:17.604 Pit								
7	44.171	153.6	31.926	144.5	39.579	178.1	1:55.676								



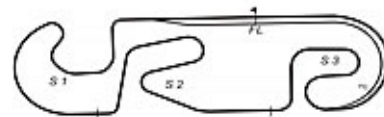
Circuit Length - 3.240 kilometres
Circuito Miguel E Abed
Puebla

Weather/ Track: Sun 25° /Dry 46°

2008 FIA World Touring Car Championship

Testing - Sector Analysis Report

Lap	S1 Time	S1 Spd	S2 Time	S2 Spd	S3 Time	S3 Spd	Lap Time	Pit	Lap	S1 Time	S1 Spd	S2 Time	S2 Spd	S3 Time	S3 Spd	Lap Time	Pit
26 D'ASTE ITA BMW 320si I																	
1	11:01.817	140.8	34.778	142.2	41.842	176.4	12:18.437		8	44.020	154.7	31.935	142.0	41.011	170.4	1:56.966	
2	33.719	152.7	33.031	142.0	41.060	176.4	1:47.810		9	33.380	154.1	32.083	140.9	40.154	177.2	1:45.617	
3	33.772	152.7	33.384	141.4	40.515	176.4	1:47.671		10	33.170	150.4	32.554	138.9	39.827	175.5	1:45.551	
4	33.469	151.3	33.174	142.2	39.907	177.5	1:46.550		11	33.622	154.1	33.029	142.0	2:42.803		3:49.454	Pit
5	33.611	148.5	33.103	142.5	40.074	178.7	1:46.788		12	42.801	154.7	31.485	142.8	39.246	179.3	1:53.532	
6	33.352	140.8	33.030	144.2	40.959	175.8	1:47.341		13	33.632	155.0	32.122	142.2	39.264	176.7	1:45.018	
7	34.200	149.3	32.628	136.6	5:13.928		6:20.756	Pit									
31 HERNANDEZ ESP BMW 320si I																	
1	11:04.471	146.1	34.929	139.8	41.695	174.6	12:21.095		8	34.135	152.1	33.610	142.0	39.618	175.5	1:47.363	
2	35.358	144.8	33.095	142.5	40.195	175.2	1:48.648		9	33.577	152.1	32.264	142.2	39.914	174.6	1:45.755	
3	34.065	146.7	35.885	135.3	40.626	176.4	1:50.576		10	34.761	147.7	33.667	140.6	3:19.783		4:28.211	Pit
4	33.977	151.3	32.705	141.4	39.848	174.9	1:46.530		11	44.722	149.9	32.542	142.2	39.673	173.5	1:56.937	
5	33.539	151.6	32.293	142.2	50.925	163.8	1:56.757		12	33.422	152.1	32.255	142.8	39.376	174.9	1:45.053	
6	34.681	152.4	32.395	142.5	4:31.186		5:38.262	Pit									
7	44.182	144.6	32.998	142.2	40.484	173.5	1:57.664										
42 ENGSTLER GER BMW 320si I																	
1	11:14.455	125.1	35.931	139.2	42.831	168.5	12:33.217		8	34.111	151.8	33.359	140.3	40.852	175.8	1:48.322	
2	35.652	132.2	33.993	140.3	42.189	171.5	1:51.834		9	34.121	149.9	33.138	141.4	40.440	176.1	1:47.699	
3	35.133	133.3	33.847	143.1	41.685	171.8	1:50.665		10	33.781	151.8	32.661	143.1	40.584	177.2	1:47.026	
4	34.960	148.5	33.479	140.6	41.646	171.5	1:50.085		11	34.205	148.8	34.248	134.5	6:25.273		7:33.726	Pit
5	34.290	143.1	33.180	142.8	40.905	173.5	1:48.375		12	48.598	137.8	35.647	140.0	41.281	175.5	2:05.526	
6	34.520	148.3	33.064	142.2	41.056	174.0	1:48.640		13	33.557	152.1	33.031	140.3	42.212	177.8	1:48.800	
7	34.097	149.6	33.301	143.1	40.547	174.6	1:47.945										
43 ROMANOV RUS BMW 320si I																	
1	11:08.458	123.2	36.187	140.0	42.949	167.5	12:27.594		9	51.460	139.9	34.938	139.2	43.935	172.4	2:10.333	
2	36.525	119.4	35.278	142.0	42.544	171.0	1:54.347		10	34.564	147.2	34.509	139.5	42.611	171.8	1:51.684	
3	37.177	133.3	36.754	140.3	43.079	168.8	1:57.010		11	34.349	143.6	35.926	142.0	42.792	170.7	1:53.067	
4	35.534	130.5	35.473	140.9	43.426	167.5	1:54.433		12	34.717	147.2	34.023	142.5	42.545	172.6	1:51.285	
5	36.331	135.9	35.119	138.9	42.864	168.8	1:54.314		13	34.417	148.8	33.951	140.6	41.206	175.5	1:49.574	
6	36.674	130.5	34.970	141.7	42.456	172.1	1:54.100		14	34.331	139.2	33.313	141.7	42.596	165.4	1:50.240	
7	34.958	148.5	34.787	139.2	42.483	171.2	1:52.228										
8	34.864	151.0	34.037	142.0	4:13.408		5:22.309	Pit									

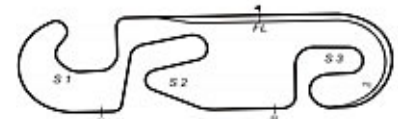


Weather/ Track: Sun 25° /Dry 46°

Circuit Length - 3.240 kilometres
Circuito Miguel E Abed
Puebla

2008 FIA World Touring Car Championship Testing - Best Sector Speeds Report

SECTOR 1				SECTOR 2				SECTOR 3				
POS	NO	NAME	SPEED	LAP	NO	NAME	SPEED	LAP	NO	NAME	SPEED	LAP
1	18	MONTEIRO	158.9	9	11	TARQUINI	150.0	10	18	MONTEIRO	182.4	12
2	11	TARQUINI	158.6	5	6	LARINI	149.3	4	7	HUFF	182.1	13
3	7	HUFF	158.3	9	9	GENE	149.0	11	11	TARQUINI	182.1	10
4	9	GENE	157.1	3	18	MONTEIRO	149.0	11	3	FARFUS	180.9	5
5	10	RYDELL	156.2	12	7	HUFF	148.7	10	9	GENE	180.9	10
6	2	MULLER	155.6	15	8	MENU	147.5	5	6	LARINI	180.3	3
7	23	CORTHALS	155.3	11	10	RYDELL	146.9	10	10	RYDELL	179.6	13
8	3	FARFUS	155.0	6	12	MULLER	146.3	5	1	PRIAULX	179.3	5
9	26	D'ASTE	155.0	13	23	CORTHALS	145.7	2	4	ZANARDI	179.3	2
10	6	LARINI	154.4	5	3	FARFUS	145.1	14	26	D'ASTE	179.3	12
11	1	PRIAULX	154.1	10	1	PRIAULX	144.8	12	5	PORTEIRO	178.7	3
12	8	MENU	153.8	12	2	MULLER	144.5	14	2	MULLER	178.4	2
13	4	ZANARDI	153.0	14	5	PORTEIRO	144.5	12	23	CORTHALS	178.4	5
14	31	HERNANDEZ	152.4	6	16	TIELEMANS	144.5	7	12	MULLER	178.1	5
15	5	PORTEIRO	152.1	6	26	D'ASTE	144.2	6	8	MENU	177.8	2
16	42	ENGSTLER	152.1	13	4	ZANARDI	143.4	14	42	ENGSTLER	177.8	13
17	16	TIELEMANS	151.8	5	42	ENGSTLER	143.1	3	16	TIELEMANS	176.7	13
18	13	OKYAY	151.3	2	31	HERNANDEZ	142.8	12	31	HERNANDEZ	176.4	3
19	43	ROMANOV	151.0	8	43	ROMANOV	142.5	12	43	ROMANOV	175.5	13
20	12	MULLER	147.5	6	13	OKYAY	141.1	2	13	OKYAY	166.4	1



Circuit Length - 3.240 kilometres
Circuito Miguel E. Abed
Puebla

Weather/ Track: Sun 25° /Dry 46°

2008 FIA World Touring Car Championship Testing - Best Sector Times Report

POS	NO	SECTOR 1		SECTOR 2		SECTOR 3		IDEAL/BEST LAP COMPARISON							
		TIME	LAP	NO	TIME	LAP	NO	TIME	LAP	NO	NAME	IDEAL	BEST	LAP	DIFF
1	18	32.340	11	9	31.282	11	9	38.881	11	9	GENE	1:42.603	1:42.603	11	+ 0.000
2	9	32.440	11	11	31.326	10	18	38.918	5	18	MONTEIRO	1:42.909	1:43.089	11	+ 0.180
3	8	32.626	13	1	31.337	12	11	39.150	9	11	TARQUINI	1:43.179	1:43.209	10	+ 0.030
4	23	32.684	8	23	31.411	11	7	39.170	13	8	MENU	1:43.261	1:43.548	9	+ 0.287
5	11	32.703	10	8	31.458	9	8	39.177	9	23	CORTHALS	1:43.334	1:43.761	12	+ 0.427
6	3	32.750	13	26	31.485	12	3	39.195	13	1	PRIAULX	1:43.500	1:43.822	12	+ 0.322
7	6	32.807	10	2	31.526	14	10	39.202	13	3	FARFUS	1:43.519	1:43.587	13	+ 0.068
8	4	32.843	14	10	31.571	13	5	39.238	14	10	RYDELL	1:43.641	1:43.641	13	+ 0.000
9	1	32.854	13	3	31.574	12	23	39.239	5	7	HUFF	1:43.704	1:43.908	13	+ 0.204
10	10	32.868	13	6	31.630	13	26	39.246	12	2	MULLER	1:43.811	1:43.880	14	+ 0.069
11	7	32.895	10	7	31.639	13	1	39.309	12	6	LARINI	1:43.816	1:43.962	13	+ 0.146
12	2	32.912	11	18	31.651	13	2	39.373	14	26	D'ASTE	1:43.901	1:45.018	13	+ 1.117
13	26	33.170	10	4	31.691	13	31	39.376	12	4	ZANARDI	1:43.954	1:43.954	14	+ 0.000
14	5	33.314	14	5	31.732	14	6	39.379	5	5	PORTEIRO	1:44.284	1:44.284	14	+ 0.000
15	31	33.422	12	12	32.057	4	4	39.420	14	31	HERNANDEZ	1:45.053	1:45.053	12	+ 0.000
16	42	33.557	13	31	32.255	12	12	39.901	4	12	MULLER	1:45.532	1:45.532	4	+ 0.000
17	12	33.574	4	42	32.661	10	42	40.440	9	42	ENGSTLER	1:46.658	1:47.026	10	+ 0.368
18	16	34.116	10	16	32.768	10	16	40.728	13	16	TIELEMANS	1:47.612	1:47.690	10	+ 0.078
19	43	34.331	14	43	33.313	14	43	41.206	13	43	ROMANOV	1:48.850	1:49.574	13	+ 0.724
20	13	36.333	2	13	34.595	2	13	42.732	2	13	OKYAY	1:53.660	1:53.660	2	+ 0.000

'Perfect Lap' - 1:42.503



Circuit Length - 3.240 kilometres
Circuito Miguel E. Abed
Puebla

Weather/ Track: Sun 25° /Dry 46°

2008 FIA World Touring Car Championship FREE PRACTICE 1

POS	NO	CL	DRIVER	NAT	CAR	TIME	LAPS	GAP	KPH
1	8		Alain MENU	SUI	Chevrolet Lacetti	1:40.755	5		115.76
2	9		Jordi GENE	ESP	SEAT Leon TDI	1:40.822	11	0.067	115.68
3	20		Tom CORONEL	NED	SEAT Leon	1:40.840	12	0.085	115.66
4	18		Tiago MONTEIRO	POR	SEAT Leon TDI	1:41.245	14	0.490	115.20
5	6		Nicola LARINI	ITA	Chevrolet Lacetti	1:41.420	12	0.665	115.00
6	11		Gabriele TARQUINI	ITA	SEAT Leon TDI	1:41.497	11	0.742	114.92
7	23	I	Pierre-Yves CORTHALS	BEL	SEAT Leon	1:41.506	13	0.751	114.90
8	4		Alessandro ZANARDI	ITA	BMW 320si	1:41.537	13	0.782	114.87
9	2		Jorg MULLER	GER	BMW 320si	1:41.629	15	0.874	114.77
10	5		Felix PORTEIRO	ESP	BMW 320si	1:41.675	14	0.920	114.71
11	10		Rickard RYDELL	SWE	SEAT Leon TDI	1:41.688	11	0.933	114.70
12	1		Andy PRIAULX	GBR	BMW 320si	1:42.073	15	1.318	114.27
13	7		Robert HUFF	GBR	Chevrolet Lacetti	1:42.108	10	1.353	114.23
14	3		Augusto FARFUS	BRA	BMW 320si	1:42.150	10	1.395	114.18
15	31	I	Sergio HERNANDEZ	ESP	BMW 320si	1:42.330	13	1.575	113.98
16	12		Yvan MULLER	FRA	SEAT Leon TDI	1:42.776	7	2.021	113.49
17	26	I	Stefano D'ASTE	ITA	BMW 320si	1:42.917	12	2.162	113.33
18	42	I	Franz ENGSTLER	GER	BMW 320si	1:43.749	13	2.994	112.42
19	43	I	Andrey ROMANOV	RUS	BMW 320si	1:43.964	13	3.209	112.19
20	16	I	Olivier TIELEMANS	NED	BMW 320si	1:44.062	12	3.307	112.08
21	13	I	Ibrahim OKYAY	TUR	BMW 320si	1:47.187	14	6.432	108.81

Weather/Track: Sun 16°/Dry 40°

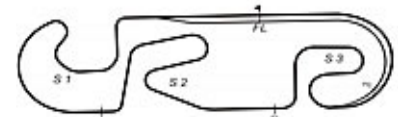
Puebla
Circuit Length = 3.2400 km.
Start: 09:00 End: 09:30

Race Director:	Steward:	Timekeeper:
----------------	----------	-------------

2008 FIA World Touring Car Championship

Free Practice 1 - Sector Analysis Report

Lap	S1 Time	S1 Spd	S2 Time	S2 Spd	S3 Time	S3 Spd	Lap Time	Pit	Lap	S1 Time	S1 Spd	S2 Time	S2 Spd	S3 Time	S3 Spd	Lap Time	Pit
1 PRIAULX GBR BMW 320si																	
1	10:53.991	120.8	39.383	136.3	42.564	180.9	12:15.938		9	32.269	156.5	30.910	146.9	38.894	182.1	1:42.073	
2	33.391	146.9	31.510	145.7	39.082	181.5	1:43.983		10	32.579	157.1	31.137	146.3	53.274		1:56.990	Pit
3	32.569	156.8	31.362	144.5	39.195	181.8	1:43.126		11	2:27.089	156.8	32.153	99.0	40.530	180.9	3:39.772	
4	32.515	156.5	31.887	142.2	39.598	182.1	1:44.000		12	32.598	158.0	30.969	146.0	53.114		1:56.681	Pit
5	32.339	157.7	31.519	142.2	39.245	181.5	1:43.103		13	1:21.918	149.9	31.833	146.3	39.254	182.4	2:33.005	
6	32.378	153.6	33.354	144.2	53.841		1:59.573	Pit	14	32.422	154.4	31.061	146.6	39.508	181.5	1:42.991	
7	2:47.894	149.3	32.261	143.1	39.139	180.9	3:59.294		15	32.068	159.2	48.801	105.1	57.048		2:17.917	Pit
8	32.256	155.0	31.174	144.8	39.433	181.5	1:42.863										
2 MULLER GER BMW 320si																	
1	10:59.034	109.6	37.632	112.3	43.327	181.5	12:19.993		9	32.341	156.5	30.977	145.4	38.732	180.6	1:42.050	
2	32.336	156.5	31.128	145.7	39.150	182.1	1:42.614		10	32.097	156.8	31.179	145.4	38.853	181.2	1:42.129	
3	32.129	157.4	33.075	145.4	39.096	181.8	1:44.300		11	34.834	146.9	31.525	146.6	53.281		1:59.640	Pit
4	31.845	154.4	31.460	144.8	39.203	182.4	1:42.508		12	3:11.692	156.8	30.741	146.3	39.227	180.3	4:21.660	
5	32.153	157.4	30.984	145.4	38.677	181.8	1:41.814		13	31.821	157.1	30.873	146.9	39.059	181.2	1:41.753	
6	31.858	157.7	31.123	146.3	53.686		1:56.667	Pit	14	32.202	155.0	31.194	146.9	38.947	181.5	1:42.343	
7	2:36.941	154.1	30.996	145.4	38.842	180.3	3:46.779		15	32.147	152.4	32.672	141.1	1:00.581		2:05.400	Pit
8	31.882	155.0	31.006	145.7	38.741	180.9	1:41.629										
3 FARFUS BRA BMW 320si																	
1	11:56.883	151.3	31.423	146.0	38.988	181.8	13:07.294		7	4:36.777	127.8	33.007	144.8	38.630	182.1	5:48.414	
2			1:04.585	145.7		181.5	1:43.690		8	32.158	155.6	31.113	145.7	38.879	182.1	1:42.150	
3	32.192	157.7	32.100	143.7	38.719	182.4	1:43.011		9	32.115	158.3	31.444	145.7	38.831	182.4	1:42.390	
4	32.484	156.2	31.328	145.4	38.777	182.4	1:42.589		10	33.763	137.5	32.379	145.1	53.217		1:59.359	Pit
5	32.198	154.1	31.309	145.7	38.801	181.8	1:42.308										
6	32.175	158.0	31.587	145.7	54.634		1:58.396	Pit									
4 ZANARDI ITA BMW 320si																	
1	10:55.905	133.9	35.120	141.7	42.580	180.0	12:13.605		8	32.025	156.5	34.278	131.8	40.038	180.9	1:46.341	
2	32.823	153.8	31.399	145.4	39.279	181.2	1:43.501		9	32.014	157.1	31.168	144.8	38.567	181.8	1:41.749	
3	32.411	156.8	31.413	144.8	38.886	180.9	1:42.710		10	31.843	158.0	31.217	145.4	54.783		1:57.843	Pit
4	32.311	155.6	31.438	145.1	38.868	180.9	1:42.617		11	1:58.663	151.3	32.040	145.4	38.966	180.6	3:09.669	
5	32.159	156.5	31.266	145.4	38.708	180.6	1:42.133		12	31.900	156.8	31.027	144.0	38.610	180.0	1:41.537	
6	33.625	151.0	32.928	144.5	54.273		2:00.826	Pit	13	31.922	157.1	30.835	146.0	1:17.619		2:20.376	Pit
7	3:04.687	146.9	32.112	144.0	38.812	180.6	4:15.611										



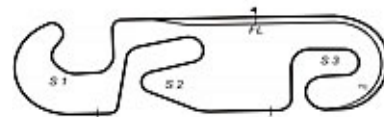
Weather/ Track: Sun 16° /Dry 40°

Circuit Length - 3.240 kilometres
Circuito Miguel E Abed
Puebla

2008 FIA World Touring Car Championship

Free Practice 1 - Sector Analysis Report

Lap	S1 Time	S1 Spd	S2 Time	S2 Spd	S3 Time	S3 Spd	Lap Time	Pit	Lap	S1 Time	S1 Spd	S2 Time	S2 Spd	S3 Time	S3 Spd	Lap Time	Pit
5 PORTEIRO ESP BMW 320si																	
1	10:54.442	118.7	35.780	141.4	41.895	174.9	12:12.117		9	32.287	155.9	33.016	141.1	41.604	181.5	1:46.907	
2	33.223	150.4	31.601	143.7	39.198	180.3	1:44.022		10	32.049	156.2	31.228	146.0	38.707	180.9	1:41.984	
3	36.928	134.6	32.908	144.2	39.445	182.1	1:49.281		11	32.499	154.7	33.065	145.4	1:04.922		2:10.486	Pit
4	32.397	153.6	31.345	145.1	39.173	182.4	1:42.915		12	2:07.292	139.4	34.570	145.4	38.766	181.5	3:20.628	
5	32.439	156.5	34.156	145.1	38.948	181.8	1:45.543		13	32.055	155.6	31.135	146.0	38.796	180.6	1:41.986	
6	32.642	151.8	31.480	145.7	55.422		1:59.544	Pit	14	35.279	137.3	32.719	145.4	1:05.523		2:13.521	Pit
7	5:13.375	148.5	32.043	145.1	38.837	180.3	6:24.255										
8	32.110	156.5	30.932	145.4	38.633	181.8	1:41.675										
6 LARINI ITA Chevrolet Lacetti																	
1	12:02.898	148.8	32.319	144.0	38.740	181.5	13:13.957		8	31.839	149.6	30.990	148.7	38.591	180.9	1:41.420	
2	32.257	149.1	31.315	146.9	38.312	181.5	1:41.884		9	32.298	130.5	32.783	148.1	56.695		2:01.776	Pit
3	32.220	149.3	31.245	146.6	38.622	182.1	1:42.087		10	3:49.413	137.1	33.909	144.8	39.275	182.4	5:02.597	
4	32.556	155.0	30.959	146.3	54.492		1:58.007	Pit	11	31.895	156.5	30.896	147.8	38.655	180.6	1:41.446	
5	7:45.384	152.1	31.190	148.7	38.522	180.6	8:55.096		12	31.951	149.6	31.996	138.9	1:05.745		2:09.692	Pit
6	31.901	153.8	30.990	146.0	38.817	181.5	1:41.708										
7	31.850	155.0	32.846	147.2	39.111	182.1	1:43.807										
7 HUFF GBR Chevrolet Lacetti																	
1	11:10.662	105.0	37.528	125.6	44.096	182.4	12:32.286		7	32.331	155.0	31.476	144.5	39.460	183.7	1:43.267	
2	32.687	155.3	31.205	147.5	39.154	183.4	1:43.046		8	32.073	157.1	31.157	149.0	38.878	184.0	1:42.108	
3	32.638	158.3	31.339	149.3	39.146	183.7	1:43.123		9	32.160	157.1	31.269	149.3	57.096		2:00.525	Pit
4	32.102	156.8	31.519	148.1	39.325	184.0	1:42.946		10	4:53.181	157.7	30.970	147.5	38.894	182.4	6:03.045	
5	32.274	157.1	31.353	148.4	55.981		1:59.608	Pit									
6	8:05.212	157.1	31.077	148.1	38.613	185.6	9:14.902										
8 MENU SUI Chevrolet Lacetti																	
1	17:36.751	145.1	32.944	143.4	39.691	179.0	18:49.386		4	12:47.587	126.8	33.849	144.8	39.565	179.6	14:01.001	
2	31.655	153.0	30.781	147.2	38.531	179.0	1:40.967		5	31.612	154.1	30.514	146.9	38.629	180.0	1:40.755	
3	34.357	141.1	33.359	144.2	57.432		2:05.148	Pit									
9 GENE ESP SEAT Leon TDI																	
1	10:58.726	111.3	37.288	114.6	42.827	185.3	12:18.841		7	31.808	162.4	30.871	150.3	38.982	185.6	1:41.661	
2	32.138	159.6	31.064	150.9	38.699	184.6	1:41.901		8	31.688	161.1	30.758	150.9	38.376	185.6	1:40.822	
3	32.419	157.7	31.830	150.6	38.807	180.9	1:43.056		9	32.213	159.6	32.754	112.1	1:03.631		2:08.598	Pit
4	32.978	148.0	35.097	113.9	1:07.516		2:15.591	Pit	10	5:05.678	114.4	35.030	135.3	39.937	185.9	6:20.645	
5	5:13.964	128.0	33.261	147.8	39.401	184.3	6:26.626		11	31.487	163.1	31.730	147.2	39.002	185.9	1:42.219	
6	31.628	163.1	31.082	150.0	38.365	185.0	1:41.075										



Weather/ Track: Sun 16° / Dry 40°

Circuit Length - 3.240 kilometres
Circuito Miguel E Abed
Puebla

2008 FIA World Touring Car Championship

Free Practice 1 - Sector Analysis Report

Lap S1 Time S1 Spd S2 Time S2 Spd S3 Time S3 Spd Lap Time Pit Lap S1 Time S1 Spd S2 Time S2 Spd S3 Time S3 Spd Lap Time Pit

10 RYDELL				SWE				SEAT Leon TDI							
1	10:43.152	137.1	32.710	148.4	40.169	181.2	11:56.031	7	31.909	159.6	31.174	149.3	38.689	183.7	1:41.772
2	32.913	153.8	31.530	148.4	39.411	181.5	1:43.854	8			1:05.033	150.3			2:01.915 Pit
3	32.372	158.0	31.592	146.6	38.861	183.1	1:42.825	9	5:43.545	152.7	31.269	150.0	39.028	184.0	6:53.842
4	32.139	158.6	31.431	148.1	55.729		1:59.299 Pit	10	31.672	158.3	30.755	149.0	39.261	184.3	1:41.688
5	6:02.659	145.4	32.945	148.7	39.004	183.1	7:14.608	11	31.910	158.3	31.524	134.5	39.070	183.4	1:42.504
6	32.134	158.3	31.038	148.7	39.406	182.7	1:42.578								

11 TARQUINI				ITA				SEAT Leon TDI							
1	10:59.755	115.5	37.561	111.8	43.850	182.1	12:21.166	7	31.937	153.0	30.969	149.6	39.115	184.0	1:42.021
2	32.624	152.4	31.390	148.7	38.911	184.6	1:42.925	8	31.904	158.3	31.057	150.6	38.536	184.6	1:41.497
3	33.921	121.2	37.401	124.3	59.990		2:11.312 Pit	9	32.037	158.0	33.718	131.6	1:00.415		2:06.170 Pit
4	4:27.749	131.8	34.746	147.5	41.812	183.1	5:44.307	10	4:39.552	134.4	32.386	150.3	38.761	182.1	5:50.699
5	31.946	160.2	31.236	150.0	38.492	184.6	1:41.674	11	31.745	158.6	34.660	103.1	40.363	185.0	1:46.768
6	34.367	157.4	32.762	147.2	40.047	184.0	1:47.176								

12 MULLER				FRA				SEAT Leon TDI							
1	10:45.602	117.5	33.534	147.2	40.469	176.7	11:59.605	5	8:12.714	132.2	32.137	144.5	38.878	181.5	9:23.729
2	32.950	143.1	31.706	146.6	39.232	179.6	1:43.888	6	32.107	155.9	33.629	146.9	38.793	181.8	1:44.529
3	32.300	148.8	31.479	147.8	38.997	181.2	1:42.776	7	32.004	157.1	30.975	149.0	57.813		2:00.792 Pit
4	32.163	151.0	41.555	93.3	1:05.174		2:18.892 Pit								

13 OKYAY				TUR				BMW 320si				I			
1	11:17.465	128.2	34.949	139.5	42.485	169.6	12:34.899	9	34.010	153.0	34.486	140.0	41.113	173.5	1:49.609
2	35.140	145.9	35.045	138.4	40.855	172.1	1:51.040	10	34.044	149.3	32.992	143.7	40.474	177.0	1:47.510
3	34.275	154.7	38.744	137.4	41.352	169.9	1:54.371	11	34.833	146.7	41.583	97.9	4:09.329		5:25.745 Pit
4	34.595	154.7	33.667	140.6	40.523	172.4	1:48.785	12	50.028	127.2	33.583	144.2	41.048	176.7	2:04.659
5	33.902	151.6	34.295	139.8	43.699	164.1	1:51.896	13	33.052	153.3	52.978	138.1	41.616	175.5	2:07.646
6	34.500	142.1	35.504	133.0	42.458	172.6	1:52.462	14	34.041	153.8	32.730	144.2	40.416	176.4	1:47.187
7	33.671	151.6	32.897	143.7	40.737	173.2	1:47.305								
8	34.410	156.5	35.017	144.2	41.040	173.2	1:50.467								

16 TIELEMANS				NED				BMW 320si				I			
1	11:13.213	144.6	33.301	141.7	40.355	178.7	12:26.869	8	32.760	155.0	32.027	145.4	39.367	181.5	1:44.154
2	33.230	149.1	32.426	144.0	40.010	177.2	1:45.666	9	33.043	155.9	32.369	144.2	40.111	181.5	1:45.523
3	32.772	156.8	31.868	144.8	39.422	180.0	1:44.062	10	32.667	154.4	33.307	145.7	39.083	181.8	1:45.057
4	33.115	154.4	32.049	143.7	39.430	179.3	1:44.594	11	32.541	156.5	50.665	137.6	2:41.093		4:04.299 Pit
5	33.425	155.6	31.631	145.4	39.224	180.6	1:44.280	12	46.425	152.1	33.634	134.8	39.454	180.6	1:59.513
6	33.796	154.1	34.210	135.5	4:35.245		5:43.251 Pit								
7	47.866	149.1	33.712	136.1	41.098	181.2	2:02.676								



Weather/ Track: Sun 16° / Dry 40°

Circuit Length - 3.240 kilometres
Circuito Miguel E Abed
Puebla

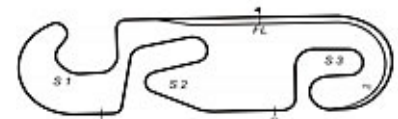
Printed at 09:37, Saturday, 05 April, 2008
© MST Systems Ltd, 2005 (www.mstworld.com)

Page 3

2008 FIA World Touring Car Championship

Free Practice 1 - Sector Analysis Report

Lap	S1 Time	S1 Spd	S2 Time	S2 Spd	S3 Time	S3 Spd	Lap Time	Pit	Lap	S1 Time	S1 Spd	S2 Time	S2 Spd	S3 Time	S3 Spd	Lap Time	Pit
18 MONTEIRO POR SEAT Leon TDI																	
1	10:49.570	116.7	34.931	141.7	59.640		12:24.141	Pit	9	31.725	157.7	31.162	151.2	38.358	185.6	1:41.245	
2	1:54.994	129.9	32.296	149.0	39.124	185.3	3:06.414		10	32.010	157.7	30.963	151.2	38.538	185.6	1:41.511	
3	32.120	154.7	31.180	148.7	38.546	183.7	1:41.846		11	32.240	151.6	31.304	150.9	42.073	185.3	1:45.617	
4	32.010	161.1	31.640	147.2	38.849	184.3	1:42.499		12	31.878	156.2	31.155	151.5	39.965	182.7	1:42.998	
5	32.169	145.9	31.305	150.0	53.456		1:56.930	Pit	13	31.989	155.0	32.066	149.6	40.218	185.9	1:44.273	
6	5:14.292	151.6	32.094	148.7	38.863	185.9	6:25.249		14	31.876	157.1	31.007	151.2	38.827	185.0	1:41.710	
7	31.628	151.0	30.869	150.9	41.624	185.9	1:44.121										
8	31.773	153.8	30.939	150.6	38.700	186.6	1:41.412										
20 CORONEL NED SEAT Leon																	
1	11:02.603	133.9	35.402	112.3	45.738	179.6	12:23.743		8	32.074	157.7	30.942	146.3	38.529	181.5	1:41.545	
2	32.412	157.7	31.043	146.0	38.477	182.4	1:41.932		9	32.234	157.7	31.059	146.3	38.776	181.5	1:42.069	
3	32.512	156.5	31.023	146.6	40.363	181.5	1:43.898		10	32.002	158.6	33.538	144.2	4:19.215		5:24.755	Pit
4	32.426	154.7	31.353	145.7	39.021	181.5	1:42.800		11	44.201	148.3	32.423	143.7	38.742	180.9	1:55.366	
5	32.353	155.9	31.097	145.4	38.495	182.4	1:41.945		12	31.667	158.0	30.832	146.0	38.341	180.6	1:40.840	
6	34.152	151.8	31.338	146.0	6:04.351		7:09.841	Pit									
7	46.315	155.0	31.286	146.3	38.531	180.6	1:56.132										
23 CORTHALS BEL SEAT Leon I																	
1	11:35.808	152.7	32.347	145.7	39.821	178.4	12:47.976		8	31.980	159.2	30.963	146.6	38.790	182.1	1:41.733	
2	32.434	152.7	31.583	145.4	38.980	179.3	1:42.997		9	31.960	157.7	30.968	146.3	38.578	180.9	1:41.506	
3	32.381	158.3	32.209	145.7	38.800	180.0	1:43.390		10	32.262	157.7	30.938	143.4	2:43.238		3:46.438	Pit
4	32.289	157.7	31.393	145.7	38.875	180.6	1:42.557		11	41.880	156.5	31.010	146.9	38.822	180.0	1:51.712	
5	32.232	158.6	31.135	146.0	38.774	180.6	1:42.141		12	32.144	157.7	31.068	146.0	2:08.387		3:11.599	Pit
6	32.321	157.1	31.140	146.3	3:41.990		4:45.451	Pit	13	43.321	157.7	30.929	147.2	39.283	180.0	1:53.533	
7	45.555	156.8	31.243	144.8	38.689	181.8	1:55.487										
26 D'ASTE ITA BMW 320si I																	
1	11:03.897	145.4	34.487	109.4	43.436	181.2	12:21.820		8	32.338	155.3	31.591	145.1	38.988	181.8	1:42.917	
2	32.712	154.4	31.510	144.5	38.713	182.1	1:42.935		9	32.471	156.8	31.625	145.7	39.112	180.3	1:43.208	
3	32.551	153.6	31.110	145.1	39.401	181.5	1:43.062		10	33.045	156.8	33.947	144.8	4:24.254		5:31.246	Pit
4	32.118	155.9	31.754	144.2	4:35.860		5:39.732	Pit	11	42.866	154.4	31.640	144.8	42.332	179.3	1:56.838	
5	41.946	155.9	32.370	143.4	39.124	179.3	1:53.440		12	32.506	156.2	31.720	145.4	40.033	180.0	1:44.259	
6	32.494	157.1	31.559	144.2	39.534	179.6	1:43.587										
7	32.509	154.4	31.348	144.2	40.595	180.9	1:44.452										



Weather/ Track: Sun 16° /Dry 40°

Circuit Length - 3.240 kilometres
Circuito Miguel E. Abed
Puebla

2008 FIA World Touring Car Championship

Free Practice 1 - Sector Analysis Report

Lap	S1 Time	S1 Spd	S2 Time	S2 Spd	S3 Time	S3 Spd	Lap Time	Pit	Lap	S1 Time	S1 Spd	S2 Time	S2 Spd	S3 Time	S3 Spd	Lap Time	Pit
31 HERNANDEZ ESP BMW 320si I																	
1	11:04.356	136.4	34.253	114.1	43.541	180.6	12:22.150		8	32.214	156.2	31.198	145.4	39.641	177.5	1:43.053	
2	32.934	152.7	31.683	143.7	38.805	180.9	1:43.422		9	32.434	155.3	31.281	144.2	38.895	177.8	1:42.610	
3	33.370	154.4	31.485	143.4	40.415	179.0	1:45.270		10	34.520	143.1	33.745	144.5	3:36.631		4:44.896	Pit
4	32.438	154.4	31.290	143.7	39.363	179.0	1:43.091		11	42.442	154.7	31.465	144.2	38.896	177.2	1:52.803	
5	32.164	155.6	31.459	144.2	39.138	179.0	1:42.761		12	32.260	155.6	30.980	145.1	39.090	178.7	1:42.330	
6	32.185	154.4	31.564	144.5	2:50.188		3:53.937	Pit	13	32.307	156.5	31.208	145.1	39.078	179.0	1:42.593	
7	44.655	154.4	31.088	144.8	39.054	178.7	1:54.797										
42 ENGSTLER GER BMW 320si I																	
1	11:47.669	133.3	35.536	136.8	41.288	174.3	13:04.493		8	32.577	153.8	31.951	143.4	39.425	181.2	1:43.953	
2	35.786	138.5	32.522	144.5	39.093	180.9	1:47.401		9	32.852	150.4	32.097	145.7	40.063	180.3	1:45.012	
3	32.528	154.7	33.092	139.8	42.372	180.9	1:47.992		10	33.094	151.3	31.779	144.2	50.749	178.1	1:55.622	
4	32.639	153.0	32.231	142.5	39.871	180.0	1:44.741		11	32.789	154.7	31.816	143.4	40.151	180.3	1:44.756	
5	32.689	154.4	32.068	143.1	39.627	179.6	1:44.384		12	32.828	149.1	31.643	144.8	39.980	180.0	1:44.451	
6	32.485	153.6	31.995	144.2	7:20.215		8:24.695	Pit	13	32.586	155.0	31.674	143.1	39.489	180.0	1:43.749	
7	56.272	133.0	34.178	99.8	40.261	180.9	2:10.711										
43 ROMANOV RUS BMW 320si I																	
1	11:07.893	117.0	34.925	137.4	42.265	175.8	12:25.083		8	33.179	154.7	32.579	144.5	39.603	180.6	1:45.361	
2	33.812	130.9	34.099	143.7	40.128	178.7	1:48.039		9	32.925	156.2	32.035	144.8	39.887	180.3	1:44.847	
3	33.168	154.1	32.686	134.0	40.750	178.4	1:46.604		10	33.019	155.3	32.156	145.7	39.894	180.3	1:45.069	
4	33.063	153.6	33.301	140.9	39.860	180.6	1:46.224		11	33.097	153.6	33.228	144.0	3:34.720		4:41.045	Pit
5	33.044	152.7	32.719	144.8	39.715	180.3	1:45.478		12	45.430	150.4	32.078	144.5	39.921	180.0	1:57.429	
6	33.090	156.2	32.464	144.0	4:23.699		5:29.253	Pit	13	32.833	155.9	31.791	144.2	39.340	180.6	1:43.964	
7	46.569	152.1	32.785	142.2	41.019	175.2	2:00.373										

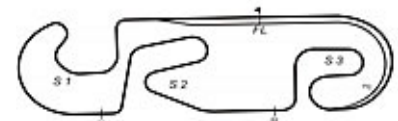


Weather/ Track: Sun 16° /Dry 40°

Circuit Length - 3.240 kilometres
Circuito Miguel E. Abed
Puebla

2008 FIA World Touring Car Championship Free Practice 1 - Best Sector Speeds Report

SECTOR 1				SECTOR 2				SECTOR 3				
POS	NO	NAME	SPEED	LAP	NO	NAME	SPEED	LAP	NO	NAME	SPEED	LAP
1	9	GENE	163.1	6	18	MONTEIRO	151.5	12	18	MONTEIRO	186.6	8
2	18	MONTEIRO	161.1	4	9	GENE	150.9	2	9	GENE	185.9	10
3	11	TARQUINI	160.2	5	11	TARQUINI	150.6	8	7	HUFF	185.6	6
4	10	RYDELL	159.6	7	10	RYDELL	150.3	8	11	TARQUINI	185.0	11
5	1	PRIAULX	159.2	15	7	HUFF	149.3	3	10	RYDELL	184.3	10
6	23	CORTHALS	159.2	8	12	MULLER	149.0	7	1	PRIAULX	182.4	13
7	20	CORONEL	158.6	10	6	LARINI	148.7	5	2	MULLER	182.4	4
8	3	FARFUS	158.3	9	8	MENU	147.2	2	3	FARFUS	182.4	3
9	7	HUFF	158.3	3	23	CORTHALS	147.2	13	5	PORTEIRO	182.4	4
10	4	ZANARDI	158.0	10	1	PRIAULX	146.9	9	6	LARINI	182.4	10
11	2	MULLER	157.7	6	2	MULLER	146.9	13	20	CORONEL	182.4	2
12	12	MULLER	157.1	7	20	CORONEL	146.6	3	23	CORTHALS	182.1	8
13	26	D'ASTE	157.1	6	3	FARFUS	146.0	1	26	D'ASTE	182.1	2
14	16	TIELEMANS	156.8	3	4	ZANARDI	146.0	13	4	ZANARDI	181.8	9
15	5	PORTEIRO	156.5	5	5	PORTEIRO	146.0	10	12	MULLER	181.8	6
16	6	LARINI	156.5	11	16	TIELEMANS	145.7	10	16	TIELEMANS	181.8	10
17	13	OKYAY	156.5	8	26	D'ASTE	145.7	9	42	ENGSTLER	181.2	8
18	31	HERNANDEZ	156.5	13	42	ENGSTLER	145.7	9	31	HERNANDEZ	180.9	2
19	43	ROMANOV	156.2	6	43	ROMANOV	145.7	10	43	ROMANOV	180.6	4
20	42	ENGSTLER	155.0	13	31	HERNANDEZ	145.4	8	8	MENU	180.0	5
21	8	MENU	154.1	5	13	OKYAY	144.2	8	13	OKYAY	177.0	10



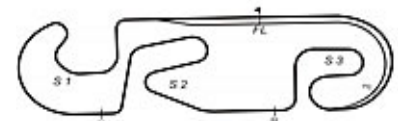
Circuit Length - 3.240 kilometres
Circuito Miguel E. Abed
Puebla

Weather/ Track: Sun 16° / Dry 40°

2008 FIA World Touring Car Championship Free Practice 1 - Best Sector Times Report

POS	NO	SECTOR 1		SECTOR 2		SECTOR 3		IDEAL/BEST LAP COMPARISON							
		TIME	LAP	NO	TIME	LAP	NO	TIME	LAP	NO	NAME	IDEAL	BEST	LAP	DIFF
1	9	31.487	11	8	30.514	5	6	38.312	2	9	GENE	1:40.610	1:40.822	8	+ 0.212
2	8	31.612	5	2	30.741	12	20	38.341	12	8	MENU	1:40.657	1:40.755	5	+ 0.098
3	18	31.628	7	10	30.755	10	18	38.358	9	20	CORONEL	1:40.840	1:40.840	12	+ 0.000
4	20	31.667	12	9	30.758	8	9	38.365	6	18	MONTEIRO	1:40.855	1:41.245	9	+ 0.390
5	10	31.672	10	20	30.832	12	11	38.492	5	6	LARINI	1:41.047	1:41.420	8	+ 0.373
6	11	31.745	11	4	30.835	13	8	38.531	2	10	RYDELL	1:41.116	1:41.688	10	+ 0.572
7	2	31.821	13	18	30.869	7	4	38.567	9	11	TARQUINI	1:41.206	1:41.497	8	+ 0.291
8	6	31.839	8	6	30.896	11	23	38.578	9	2	MULLER	1:41.239	1:41.629	8	+ 0.390
9	4	31.843	10	1	30.910	9	7	38.613	6	4	ZANARDI	1:41.245	1:41.537	12	+ 0.292
10	23	31.960	9	23	30.929	13	3	38.630	7	23	CORTHALS	1:41.467	1:41.506	9	+ 0.039
11	12	32.004	7	5	30.932	8	5	38.633	8	5	PORTEIRO	1:41.614	1:41.675	8	+ 0.061
12	5	32.049	10	11	30.969	7	2	38.677	5	7	HUFF	1:41.656	1:42.108	8	+ 0.452
13	1	32.068	15	7	30.970	10	10	38.689	7	12	MULLER	1:41.772	1:42.776	3	+ 1.004
14	7	32.073	8	12	30.975	7	26	38.713	2	3	FARFUS	1:41.858	1:42.150	8	+ 0.292
15	3	32.115	9	31	30.980	12	12	38.793	6	1	PRIAULX	1:41.872	1:42.073	9	+ 0.201
16	26	32.118	4	26	31.110	3	31	38.805	2	26	D'ASTE	1:41.941	1:42.917	8	+ 0.976
17	31	32.164	5	3	31.113	8	1	38.894	9	31	HERNANDEZ	1:41.949	1:42.330	12	+ 0.381
18	42	32.485	6	16	31.631	5	16	39.083	10	42	ENGSTLER	1:43.221	1:43.749	13	+ 0.528
19	16	32.541	11	42	31.643	12	42	39.093	2	16	TIELEMANS	1:43.255	1:44.062	3	+ 0.807
20	43	32.833	13	43	31.791	13	43	39.340	13	43	ROMANOV	1:43.964	1:43.964	13	+ 0.000
21	13	33.052	13	13	32.730	14	13	40.416	14	13	OKYAY	1:46.198	1:47.187	14	+ 0.989

'Perfect Lap' - 1:40.313



Circuit Length - 3.240 kilometres
Circuito Miguel E. Abed
Puebla

Weather/ Track: Sun 16° /Dry 40°

2008 FIA World Touring Car Championship

FREE PRACTICE 2

POS	NO	CL	DRIVER	NAT	CAR	TIME	LAPS	GAP	KPH
1	18		Tiago MONTEIRO	POR	SEAT Leon TDI	1:41.977	13		114.37
2	6		Nicola LARINI	ITA	Chevrolet Lacetti	1:41.987	13	0.010	114.36
3	10		Rickard RYDELL	SWE	SEAT Leon TDI	1:42.149	14	0.172	114.18
4	20		Tom CORONEL	NED	SEAT Leon	1:42.318	15	0.341	113.99
5	9		Jordi GENE	ESP	SEAT Leon TDI	1:42.366	10	0.389	113.94
6	7		Robert HUFF	GBR	Chevrolet Lacetti	1:42.573	10	0.596	113.71
7	2		Jorg MULLER	GER	BMW 320si	1:42.686	14	0.709	113.58
8	11		Gabriele TARQUINI	ITA	SEAT Leon TDI	1:42.736	13	0.759	113.53
9	8		Alain MENU	SUI	Chevrolet Lacetti	1:42.737	13	0.760	113.53
10	12		Yvan MULLER	FRA	SEAT Leon TDI	1:42.845	12	0.868	113.41
11	1		Andy PRIAULX	GBR	BMW 320si	1:42.890	15	0.913	113.36
12	3		Augusto FARFUS	BRA	BMW 320si	1:42.976	14	0.999	113.26
13	31	I	Sergio HERNANDEZ	ESP	BMW 320si	1:43.483	13	1.506	112.71
14	5		Felix PORTEIRO	ESP	BMW 320si	1:43.514	14	1.537	112.68
15	23	I	Pierre-Yves CORTHALS	BEL	SEAT Leon	1:43.650	10	1.673	112.53
16	26	I	Stefano D'ASTE	ITA	BMW 320si	1:44.321	14	2.344	111.80
17	42	I	Franz ENGSTLER	GER	BMW 320si	1:44.402	12	2.425	111.72
18	16	I	Olivier TIELEMANS	NED	BMW 320si	1:44.541	14	2.564	111.57
19	43	I	Andrey ROMANOV	RUS	BMW 320si	1:46.251	12	4.274	109.77
20	13	I	Ibrahim OKYAY	TUR	BMW 320si	1:47.903	13	5.926	108.09

Car 4 did not participate
Weather/Track: Sun 21°/Dry 46°

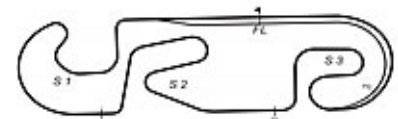
Puebla
Circuit Length = 3.2400 km.
Start: 12:00 End: 12:30

Race Director:	Steward:	Timekeeper:
----------------	----------	-------------

2008 FIA World Touring Car Championship

Free Practice 2 - Sector Analysis Report

Lap	S1 Time	S1 Spd	S2 Time	S2 Spd	S3 Time	S3 Spd	Lap Time	Pit	Lap	S1 Time	S1 Spd	S2 Time	S2 Spd	S3 Time	S3 Spd	Lap Time	Pit
1 PRIAULX GBR BMW 320si																	
1	10:49.099	134.4	33.769	139.5	40.412	180.0	12:03.280		9	32.728	155.6	31.512	144.8	53.996		1:58.236	Pit
2	32.974	155.6	31.740	143.7	39.387	179.6	1:44.101		10	2:23.095	151.0	38.011	133.0	40.078	179.0	3:41.184	
3	32.879	155.0	31.921	142.2	39.612	180.0	1:44.412		11	32.610	155.9	31.708	142.0	39.139	179.3	1:43.457	
4	32.785	154.1	31.558	144.5	39.120	179.3	1:43.463		12	32.549	155.9	31.065	144.5	53.456		1:57.070	Pit
5	32.473	151.6	31.168	144.8	39.249	180.3	1:42.890		13	1:54.583	151.8	32.066	144.0	39.372	180.3	3:06.021	
6	32.510	155.3	31.406	144.5	53.807		1:57.723	Pit	14	33.203	153.8	31.354	142.5	38.978	179.3	1:43.535	
7	2:24.515	147.7	31.893	143.1	39.566	178.7	3:35.974		15	33.112	154.4	31.940	143.1	56.238		2:01.290	Pit
8	32.902	156.2	31.344	144.5	39.107	179.6	1:43.353										
2 MULLER GER BMW 320si																	
1	10:55.074	87.5	35.036	137.6	41.689	172.9	12:11.799		9	32.806	153.3	32.401	142.2	54.014		1:59.221	Pit
2	32.707	155.9	31.751	144.5	39.292	180.3	1:43.750		10	3:14.474	153.8	31.264	145.7	39.055	180.0	4:24.793	
3	32.469	155.6	31.249	144.5	39.020	179.0	1:42.738		11	33.088	154.1	32.063	120.4	39.105	181.2	1:44.256	
4	33.373	146.7	33.862	143.4	52.698		1:59.933	Pit	12	32.381	156.8	31.261	145.1	39.044	181.5	1:42.686	
5	3:03.469	155.0	32.007	145.4	39.202	177.8	4:14.678		13	32.906	155.6	31.846	143.1	39.107	181.5	1:43.859	
6	32.627	156.2	31.613	144.2	39.122	177.8	1:43.362		14	32.385	155.3	31.263	145.7	39.120	180.3	1:42.768	
7	32.491	155.6	31.331	144.5	39.364	178.4	1:43.186										
8	32.675	156.5	31.397	144.5	39.257	179.3	1:43.329										
3 FARFUS BRA BMW 320si																	
1	10:53.363	133.5	32.612	141.1	40.191	180.9	12:06.166		9	33.031	154.7	31.402	145.4	39.565	180.3	1:43.998	
2	33.026	154.7	31.597	144.2	39.439	180.6	1:44.062		10	32.836	155.6	31.590	145.7	39.462	180.6	1:43.888	
3	32.590	153.3	31.854	144.8	39.366	180.9	1:43.810		11	32.728	156.8	31.417	144.8	53.012		1:57.157	Pit
4	32.745	155.3	33.560	138.4	40.342	181.5	1:46.647		12	2:23.533	131.8	35.307	134.3	40.153	181.5	3:38.993	
5	32.476	157.1	31.375	144.5	39.125	182.1	1:42.976		13	33.075	156.2	31.359	144.8	40.753	181.5	1:45.187	
6	32.499	156.2	31.627	144.8	39.358	181.2	1:43.484		14	39.289	99.1	43.738	90.3	1:17.325		2:40.352	Pit
7	33.555	138.2	32.910	144.2	55.564		2:02.029	Pit									
8	6:04.748	136.6	33.086	137.4	39.910	180.3	7:17.744										
5 PORTEIRO ESP BMW 320si																	
1	10:50.655	145.6	32.566	129.7	41.989	176.4	12:05.210		9	33.722	153.6	31.709	145.4	39.792	177.5	1:45.223	
2	33.375	155.0	32.700	142.0	39.674	180.9	1:45.749		10	33.006	154.4	31.719	143.4	1:06.562		2:11.287	Pit
3	32.665	155.3	31.488	145.4	39.361	180.6	1:43.514		11	3:21.039	149.9	31.674	144.2	39.641	180.6	4:32.354	
4	32.696	155.0	32.132	140.6	40.245	177.2	1:45.073		12	32.732	153.8	31.602	144.5	39.460	179.0	1:43.794	
5	32.759	154.7	31.337	144.2	1:06.139		2:10.235	Pit	13	33.072	154.4	31.622	144.2	39.393	179.3	1:44.087	
6	4:59.505	154.7	31.745	144.0	40.144	163.1	6:11.394		14	36.213	155.3	32.091	144.8	59.589		2:07.893	Pit
7	33.074	155.9	31.848	144.8	51.966	175.5	1:56.888										
8	32.619	155.0	31.657	144.2	40.265	178.4	1:44.541										



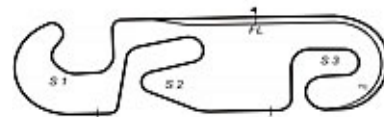
Circuit Length - 3.240 kilometres
Circuito Miguel E. Abed
Puebla

Weather/ Track: Sun 21° / Dry 46°

2008 FIA World Touring Car Championship

Free Practice 2 - Sector Analysis Report

Lap	S1 Time	S1 Spd	S2 Time	S2 Spd	S3 Time	S3 Spd	Lap Time	Pit	Lap	S1 Time	S1 Spd	S2 Time	S2 Spd	S3 Time	S3 Spd	Lap Time	Pit
6 LARINI									ITA Chevrolet Lacetti								
1	13:56.025	147.7	32.443	144.8	39.055	179.0	15:07.523		8	32.330	155.0	31.247	147.8	38.765	180.3	1:42.342	
2	32.598	150.7	31.068	145.7	38.851	179.0	1:42.517		9	32.741	155.0	31.252	145.7	38.968	180.9	1:42.961	
3	32.323	152.4	31.145	147.5	38.519	180.6	1:41.987		10	32.559	155.3	31.316	145.4	41.508	180.9	1:45.383	
4	32.595	151.6	31.214	146.9	57.264		2:01.073	Pit	11	33.137	154.1	31.200	146.6	38.958	180.9	1:43.295	
5	6:01.197	135.5	32.373	146.6	39.700	179.0	7:13.270		12	32.438	155.6	31.231	146.3	38.949	181.2	1:42.618	
6	33.106	151.6	31.126	146.9	39.229	180.0	1:43.461		13	33.505	132.6	33.802	144.2	56.780		2:04.087	Pit
7	32.459	155.3	31.093	147.2	39.038	180.6	1:42.590										
7 HUFF									GBR Chevrolet Lacetti								
1	13:26.857	146.9	31.581	146.6	39.334	182.4	14:37.772		7	5:19.746	151.6	31.320	145.7	39.278	181.5	6:30.344	
2	32.513	154.4	31.039	145.1	39.021	183.1	1:42.573		8	32.664	151.6	31.613	146.6	56.412		2:00.689	Pit
3	32.460	155.6	31.410	146.6	39.231	182.1	1:43.101		9	2:50.537	154.1	31.106	146.3	39.183	181.5	4:00.826	
4	32.483	155.6	31.322	146.0	57.238		2:01.043	Pit	10	33.466	157.4	31.281	145.7	59.391		2:04.138	Pit
5	5:50.998	154.1	31.271	146.9	39.459	181.5	7:01.728										
6	32.304	156.8	33.704	143.7	56.035		2:02.043	Pit									
8 MENU									SUI Chevrolet Lacetti								
1	11:33.780	141.6	32.893	142.8	40.877	176.7	12:47.550		8	32.471	146.7	31.505	147.5	39.382	179.6	1:43.358	
2	32.432	153.8	33.563	146.6	39.205	179.6	1:45.200		9	32.374	149.3	31.475	146.6	39.347	179.6	1:43.196	
3	32.555	153.3	31.643	146.0	39.109	180.0	1:43.307		10	33.852	139.4	34.252	142.0	56.830		2:04.934	Pit
4	32.379	153.8	31.404	146.3	39.266	180.0	1:43.049		11	6:06.211	153.6	33.066	120.8	41.063	180.9	7:20.340	
5	32.404	151.8	32.118	146.9	39.038	180.6	1:43.560		12	32.229	153.8	31.483	145.7	39.025	181.2	1:42.737	
6	32.353	149.9	31.546	146.6	39.060	180.3	1:42.959		13	32.576	149.9	32.016	143.7	41.666	180.6	1:46.258	
7	32.350	151.0	31.430	149.0	39.206	179.3	1:42.986										
9 GENE									ESP SEAT Leon TDI								
1	10:54.664	99.7	34.348	143.4	40.360	173.8	12:09.372		7	32.192	159.9	31.381	148.1	38.793	181.8	1:42.366	
2	37.079	109.6	35.720	126.7	40.389	183.4	1:53.188		8	32.513	145.4	33.750	130.9	1:02.438		2:08.701	Pit
3	32.046	159.9	31.360	150.3	39.349	182.4	1:42.755		9	4:55.425	131.1	34.307	139.5	40.556	184.3	6:10.288	
4	34.887	130.5	34.132	132.5	1:01.418		2:10.437	Pit	10	33.388	152.7	32.198	146.3	39.252	184.3	1:44.838	
5	4:39.217	111.9	35.142	130.9	40.554	183.4	5:54.913										
6	32.118	159.9	31.464	149.6	39.017	182.7	1:42.599										



Weather/ Track: Sun 21° /Dry 46°

Circuit Length - 3.240 kilometres
Circuito Miguel E Abed
Puebla

2008 FIA World Touring Car Championship

Free Practice 2 - Sector Analysis Report

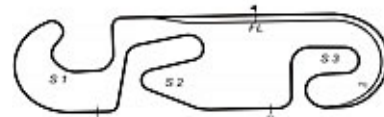
Lap S1 Time S1 Spd S2 Time S2 Spd S3 Time S3 Spd Lap Time Pit Lap S1 Time S1 Spd S2 Time S2 Spd S3 Time S3 Spd Lap Time Pit

10 RYDELL						SWE		SEAT Leon TDI							
1	10:48.050	125.5	33.869	147.8	39.861	181.8	12:01.780	9	1:05.829	84.3	36.024	146.9	39.316	183.7	2:21.169
2	32.754	157.4	31.621	147.5	39.333	180.9	1:43.708	10	33.160	159.2	31.403	148.4	39.193	182.7	1:43.756
3	32.568	158.9	31.655	148.1	39.100	181.8	1:43.323	11	32.285	160.5	31.740	150.0	39.116	182.7	1:43.141
4	32.347	158.3	31.469	147.5	38.929	182.1	1:42.745	12	32.203	156.5	31.220	148.7	39.395	183.1	1:42.818
5	32.219	159.6	31.470	148.4	38.734	183.1	1:42.423	13	32.253	158.0	31.168	148.7	38.728	183.7	1:42.149
6	32.344	158.9	31.264	149.6	55.755		1:59.363 Pit	14	32.461	157.7	31.274	149.6	38.774	183.4	1:42.509
7	5:06.255	155.6	33.474	148.4	57.001		6:36.730 Pit								
8	1:05.149	139.2	34.024	148.1	58.430		2:37.603 Pit								

11 TARQUINI						ITA		SEAT Leon TDI							
1	10:46.922	140.1	33.157	147.5	40.863	137.9	12:00.942	8	7:03.887	132.0	33.823	148.1	39.516	181.5	8:17.226
2	41.638	115.5	35.156	147.8	40.122	179.0	1:56.916	9	32.316	157.7	31.542	147.2	39.429	182.1	1:43.287
3	32.501	154.1	31.505	146.9	39.135	181.2	1:43.141	10	32.479	153.8	1:06.780	104.4	43.139	182.4	2:22.398
4	32.275	157.1	31.335	147.8	39.694	181.5	1:43.304	11	32.280	158.3	31.682	147.5	39.075	183.1	1:43.037
5	32.323	157.1	31.338	148.4	39.075	182.7	1:42.736	12	32.522	156.8	31.333	149.6	39.095	183.7	1:42.950
6	32.487	153.6	31.335	148.4	39.018	182.1	1:42.840	13	32.266	153.6	31.832	148.7	39.077	182.4	1:43.175
7	34.398	131.8	35.383	112.1	59.971		2:09.752 Pit								

12 MULLER						FRA		SEAT Leon TDI							
1	10:44.865	128.8	33.219	145.7	39.587	180.6	11:57.671	8	4:30.011	151.3	31.827	148.4	39.041	181.8	5:40.879
2	32.753	147.7	32.105	145.4	39.307	180.3	1:44.165	9	32.323	155.0	31.730	147.8	38.792	182.7	1:42.845
3	32.538	155.0	35.502	105.2	39.915	181.8	1:47.955	10	32.291	148.3	31.557	149.0	55.579		1:59.427 Pit
4	32.437	149.9	31.503	147.2	39.038	181.5	1:42.978	11	3:33.878	144.3	32.418	147.5	39.500	182.7	4:45.796
5	32.406	156.5	32.353	146.3	56.093		2:00.852 Pit	12	32.132	156.5	31.792	148.4	41.269	182.7	1:45.193
6	2:31.342	153.0	32.153	146.9	39.834	181.2	3:43.329								
7	32.428	151.0	32.501	144.2	58.275		2:03.204 Pit								

13 OKYAY						TUR		BMW 320si						I	
1	11:22.384	145.1	33.876	139.5	41.278	173.5	12:37.538	8	34.080	153.6	35.072	140.0	40.932	177.8	1:50.084
2	35.135	152.7	33.407	143.1	40.646	173.8	1:49.188	9	34.042	154.4	33.657	140.9	44.295	177.2	1:51.994
3	34.213	145.9	33.368	142.8	40.322	174.0	1:47.903	10	34.329	149.3	34.397	136.6	46.774	175.5	1:55.500
4	34.230	151.0	33.709	144.0	41.033	172.4	1:48.972	11	34.613	146.7	33.104	144.5	41.678	176.7	1:49.395
5	35.536	149.6	46.274	132.8	41.175	173.5	2:02.985	12	35.847	127.8	37.028	135.8	41.725	176.1	1:54.600
6	33.899	153.8	34.456	143.1	40.854	172.9	1:49.209	13	34.257	154.7	32.717	144.8	41.518	175.5	1:48.492
7	34.131	150.2	36.180	131.6	41.208	174.0	1:51.519								



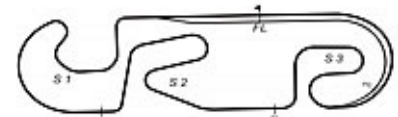
Weather/ Track: Sun 21° / Dry 46°

Circuit Length - 3.240 kilometres
Circuito Miguel E Abed
Puebla

2008 FIA World Touring Car Championship

Free Practice 2 - Sector Analysis Report

Lap	S1 Time	S1 Spd	S2 Time	S2 Spd	S3 Time	S3 Spd	Lap Time	Pit	Lap	S1 Time	S1 Spd	S2 Time	S2 Spd	S3 Time	S3 Spd	Lap Time	Pit
16 TIELEMANS NED BMW 320si I																	
1	10:57.204	140.8	33.400	145.1	41.425	170.4	12:12.029		9	33.215	154.7	32.515	142.5	39.984	179.0	1:45.714	
2	34.309	149.6	32.449	143.7	39.655	180.3	1:46.413		10	33.151	155.3	32.923	139.8	39.951	179.3	1:46.025	
3	34.678	154.4	32.304	144.2	39.804	179.6	1:46.786		11	33.117	153.6	32.364	143.7	2:43.748		3:49.229	Pit
4	33.819	153.6	33.523	136.8	39.850	179.0	1:47.192		12	57.594	140.8	33.829	140.3	40.242	178.7	2:11.665	
5	32.910	153.0	31.994	144.2	39.637	180.3	1:44.541		13	33.477	152.7	33.367	144.8	39.609	179.3	1:46.453	
6	33.303	155.0	31.825	144.2	39.424	179.6	1:44.552		14	33.642	155.0	32.625	143.1	39.581	180.3	1:45.848	
7	34.093	149.6	34.390	144.2	3:27.910		4:36.393	Pit									
8	1:02.598	153.8	32.644	144.5	40.646	180.0	2:15.888										
18 MONTEIRO POR SEAT Leon TDI I																	
1	11:02.923	128.8	33.538	146.0	39.657	184.0	12:16.118		8	4:56.783	128.8	33.707	146.9	39.852	183.7	6:10.342	
2	32.382	155.0	31.232	149.3	38.915	185.6	1:42.529		9	33.286	130.3	33.502	148.7	54.516		2:01.304	Pit
3	33.621	152.1	32.257	149.0	39.128	183.1	1:45.006		10	56.762	133.7	32.754	149.0	40.944	184.6	2:10.460	
4	32.463	155.6	31.538	149.0	42.028	183.4	1:46.029		11	32.227	153.3	31.423	150.0	38.748	185.0	1:42.398	
5	31.909	155.6	31.714	150.3	38.811	184.3	1:42.434		12	32.395	158.3	31.259	149.0	38.708	184.0	1:42.362	
6	32.036	158.3	31.164	150.9	38.777	184.3	1:41.977		13	32.167	158.3	31.698	149.3	53.483		1:57.348	Pit
7	32.328	157.7	32.730	148.1	55.654		2:00.712	Pit									
20 CORONEL NED SEAT Leon I																	
1	10:57.295	149.1	32.359	145.1	40.255	182.1	12:09.909		9	32.433	155.3	31.300	144.2	39.013	180.0	1:42.746	
2	32.875	157.1	31.305	144.8	39.816	180.6	1:43.996		10	32.316	156.8	31.418	145.1	39.032	179.0	1:42.766	
3	32.405	157.4	31.214	145.1	38.699	180.6	1:42.318		11	32.736	156.8	31.270	146.3	4:32.725		5:36.731	Pit
4	32.143	156.5	31.505	142.5	38.980	179.6	1:42.628		12	48.168	156.5	31.118	145.1	38.715	180.0	1:58.001	
5	32.266	157.7	31.534	144.0	38.911	180.3	1:42.711		13	32.008	157.1	31.179	144.8	39.317	179.6	1:42.504	
6	32.226	157.1	31.314	145.1	39.696	179.6	1:43.236		14	32.273	158.3	31.275	144.0	38.893	180.0	1:42.441	
7	32.391	157.7	31.329	146.0	38.980	177.8	1:42.700		15	32.188	157.1	31.335	145.1	38.969	179.3	1:42.492	
8	32.242	156.8	31.308	145.4	39.065	178.7	1:42.615										
23 CORTHALS BEL SEAT Leon I																	
1	11:06.904	117.9	35.689	111.8	41.792	146.2	12:24.385		7	1:01.832	157.4	31.679	145.7	39.517	179.0	2:13.028	
2	36.299	153.0	32.159	132.1	41.390	178.7	1:49.848		8	32.589	156.8	31.970	145.1	39.478	179.3	1:44.037	
3	32.390	157.1	32.910	145.4	38.944	180.3	1:44.244		9	32.684	158.0	31.554	145.4	39.412	179.6	1:43.650	
4	32.763	156.5	32.058	144.8	40.069	180.3	1:44.890		10	32.718	156.5	31.667	144.0	39.380	180.0	1:43.765	
5	32.412	156.8	31.704	144.8	40.654	180.6	1:44.770										
6	32.630	158.6	31.861	145.1	5:07.688		6:12.179	Pit									



Circuit Length - 3.240 kilometres
Circuito Miguel E. Abed
Puebla

Weather/ Track: Sun 21° / Dry 46°

2008 FIA World Touring Car Championship

Free Practice 2 - Sector Analysis Report

Lap S1 Time S1 Spd S2 Time S2 Spd S3 Time S3 Spd Lap Time Pit Lap S1 Time S1 Spd S2 Time S2 Spd S3 Time S3 Spd Lap Time Pit

26 D'ASTE				ITA				BMW 320si				I			
1	11:09.657	142.6	33.972	110.0	41.086	176.7	12:24.715	9	33.276	155.6	32.094	144.8	4:57.856	6:03.226 Pit	
2	34.182	155.3	32.394	143.4	40.850	178.4	1:47.426	10	42.327	156.2	32.493	139.5	39.573	178.7	1:54.393
3	33.395	153.6	31.993	143.7	39.652	178.1	1:45.040	11	33.196	154.1	31.630	144.5	39.630	178.1	1:44.456
4	34.601	152.4	32.349	143.7	39.935	180.0	1:46.885	12	32.907	154.1	32.662	143.7	39.533	179.3	1:45.102
5	34.337	149.6	31.876	144.2	39.979	179.6	1:46.192	13	33.400	155.6	32.487	140.3	39.623	179.6	1:45.510
6	32.776	153.0	32.548	144.5	39.756	179.0	1:45.080	14	33.053	153.8	31.975	143.4	39.534	179.3	1:44.562
7	32.794	153.0	31.978	144.5	39.549	178.1	1:44.321								
8	32.903	153.8	32.729	137.9	39.580	177.8	1:45.212								

31 HERNANDEZ				ESP				BMW 320si				I			
1	11:01.219	126.5	36.077	136.6	40.848	178.1	12:18.144	8	42.926	150.7	31.873	144.0	39.495	177.2	1:54.294
2	34.243	132.8	32.522	142.2	39.924	178.7	1:46.689	9	33.296	152.7	31.809	143.7	39.483	176.4	1:44.588
3	35.175	145.9	31.833	143.4	39.435	177.0	1:46.443	10	32.658	155.0	31.651	144.8	39.174	177.5	1:43.483
4	32.912	155.0	31.863	143.7	39.326	177.2	1:44.101	11	32.899	155.6	31.853	143.4	39.574	178.7	1:44.326
5	32.905	153.0	31.547	144.5	39.462	179.0	1:43.914	12	33.951	133.9	32.968	143.7	39.704	178.4	1:46.623
6	32.799	155.3	31.612	144.5	39.573	178.7	1:43.984	13	33.205	154.1	31.407	144.0	40.301	178.7	1:44.913
7	33.348	153.6	32.143	144.5	5:57.513		7:03.004 Pit								

42 ENGSTLER				GER				BMW 320si				I			
1	11:11.352	132.2	33.465	129.2	40.755	179.3	12:25.572	8	44.438	141.8	35.280	142.0	40.938	177.8	2:00.656
2	33.994	153.3	34.705	143.7	42.596	180.3	1:51.295	9	32.864	155.0	31.978	142.5	39.560	179.6	1:44.402
3	33.589	147.7	32.825	144.0	40.305	178.4	1:46.719	10	32.947	155.6	33.550	143.1	39.579	180.9	1:46.076
4	32.842	154.4	32.342	144.5	39.931	178.7	1:45.115	11	33.053	151.0	32.716	139.2	42.115	175.5	1:47.884
5	32.940	154.1	32.074	143.7	40.003	180.0	1:45.017	12	34.569	127.2	38.584	143.7	39.680	180.3	1:52.833
6	33.517	145.6	33.068	142.0	40.049	178.4	1:46.634								
7	33.647	149.9	33.036	144.2	9:41.986		10:48.669 Pit								

43 ROMANOV				RUS				BMW 320si				I			
1	11:15.373	123.0	33.629	142.5	39.826	180.3	12:28.828	8	34.093	146.4	32.951	143.7	40.025	178.1	1:47.069
2	34.178	138.9	32.749	143.7	40.646	179.6	1:47.573	9	33.553	144.3	32.408	144.0	4:17.621		5:23.582 Pit
3	33.717	147.5	33.678	143.1	40.218	180.3	1:47.613	10	49.218	128.8	36.410	137.1	40.922	171.8	2:06.550
4	33.830	155.6	33.591	144.0	40.509	179.6	1:47.930	11	34.078	148.8	32.842	143.4	39.949	178.7	1:46.869
5	33.990	151.6	32.506	143.4	5:22.741		6:29.237 Pit	12	33.969	154.1	32.493	144.0	39.789	179.3	1:46.251
6	45.809	142.3	35.305	126.9	40.787	178.7	2:01.901								
7	34.332	148.3	33.056	142.8	40.216	179.3	1:47.604								



Weather/ Track: Sun 21° / Dry 46°

Circuit Length - 3.240 kilometres
Circuito Miguel E Abed
Puebla

2008 FIA World Touring Car Championship Free Practice 2 - Best Sector Speeds Report

SECTOR 1				SECTOR 2				SECTOR 3				
POS	NO	NAME	SPEED	LAP	NO	NAME	SPEED	LAP	NO	NAME	SPEED	LAP
1	10	RYDELL	160.5	11	18	MONTEIRO	150.9	6	18	MONTEIRO	185.6	2
2	9	GENE	159.9	3	9	GENE	150.3	3	9	GENE	184.3	9
3	23	CORTHALS	158.6	6	10	RYDELL	150.0	11	10	RYDELL	183.7	9
4	11	TARQUINI	158.3	11	11	TARQUINI	149.6	12	11	TARQUINI	183.7	12
5	18	MONTEIRO	158.3	6	8	MENU	149.0	7	7	HUFF	183.1	2
6	20	CORONEL	158.3	14	12	MULLER	149.0	10	12	MULLER	182.7	9
7	7	HUFF	157.4	10	6	LARINI	147.8	8	3	FARFUS	182.1	5
8	3	FARFUS	157.1	5	7	HUFF	146.9	5	20	CORONEL	182.1	1
9	2	MULLER	156.8	12	20	CORONEL	146.3	11	2	MULLER	181.5	12
10	12	MULLER	156.5	5	2	MULLER	145.7	10	6	LARINI	181.2	12
11	1	PRIAULX	156.2	8	3	FARFUS	145.7	10	8	MENU	181.2	12
12	26	D'ASTE	156.2	10	23	CORTHALS	145.7	7	5	PORTEIRO	180.9	2
13	5	PORTEIRO	155.9	7	5	PORTEIRO	145.4	3	42	ENGSTLER	180.9	10
14	6	LARINI	155.6	12	16	TIELEMANS	145.1	1	23	CORTHALS	180.6	5
15	31	HERNANDEZ	155.6	11	1	PRIAULX	144.8	5	1	PRIAULX	180.3	5
16	42	ENGSTLER	155.6	10	13	OKYAY	144.8	13	16	TIELEMANS	180.3	2
17	43	ROMANOV	155.6	4	26	D'ASTE	144.8	9	43	ROMANOV	180.3	1
18	16	TIELEMANS	155.3	10	31	HERNANDEZ	144.8	10	26	D'ASTE	180.0	4
19	13	OKYAY	154.7	13	42	ENGSTLER	144.5	4	31	HERNANDEZ	179.0	5
20	8	MENU	153.8	2	43	ROMANOV	144.0	4	13	OKYAY	177.8	8



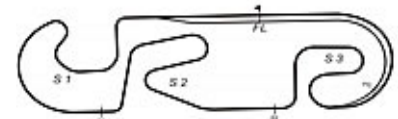
Circuit Length - 3.240 kilometres
Circuito Miguel E. Abed
Puebla

Weather/ Track: Sun 21° / Dry 46°

2008 FIA World Touring Car Championship Free Practice 2 - Best Sector Times Report

POS	NO	SECTOR 1		SECTOR 2		SECTOR 3		IDEAL/BEST LAP COMPARISON							
		TIME	LAP	NO	TIME	LAP	NO	TIME	LAP	NO	NAME	IDEAL	BEST	LAP	DIFF
1	18	31.909	5	7	31.039	2	6	38.519	3	18	MONTEIRO	1:41.781	1:41.977	6	+ 0.196
2	20	32.008	13	1	31.065	12	20	38.699	3	20	CORONEL	1:41.825	1:42.318	3	+ 0.493
3	9	32.046	3	6	31.068	2	18	38.708	12	6	LARINI	1:41.910	1:41.987	3	+ 0.077
4	12	32.132	12	20	31.118	12	10	38.728	13	10	RYDELL	1:42.099	1:42.149	13	+ 0.050
5	10	32.203	12	18	31.164	6	12	38.792	9	9	GENE	1:42.199	1:42.366	7	+ 0.167
6	8	32.229	12	10	31.168	13	9	38.793	7	7	HUFF	1:42.364	1:42.573	2	+ 0.209
7	11	32.266	13	2	31.249	3	23	38.944	3	12	MULLER	1:42.427	1:42.845	9	+ 0.418
8	7	32.304	6	11	31.333	12	1	38.978	14	1	PRIAULX	1:42.516	1:42.890	5	+ 0.374
9	6	32.323	3	5	31.337	5	11	39.018	6	11	TARQUINI	1:42.617	1:42.736	5	+ 0.119
10	2	32.381	12	3	31.359	13	2	39.020	3	2	MULLER	1:42.650	1:42.686	12	+ 0.036
11	23	32.390	3	9	31.360	3	7	39.021	2	8	MENU	1:42.658	1:42.737	12	+ 0.079
12	1	32.473	5	8	31.404	4	8	39.025	12	23	CORTHALS	1:42.888	1:43.650	9	+ 0.762
13	3	32.476	5	31	31.407	13	3	39.125	5	3	FARFUS	1:42.960	1:42.976	5	+ 0.016
14	5	32.619	8	12	31.503	4	31	39.174	10	31	HERNANDEZ	1:43.239	1:43.483	10	+ 0.244
15	31	32.658	10	23	31.554	9	5	39.361	3	5	PORTEIRO	1:43.317	1:43.514	3	+ 0.197
16	26	32.776	6	26	31.630	11	16	39.424	6	26	D'ASTE	1:43.939	1:44.321	7	+ 0.382
17	42	32.842	4	16	31.825	6	26	39.533	12	16	TIELEMANS	1:44.159	1:44.541	5	+ 0.382
18	16	32.910	5	42	31.978	9	42	39.560	9	42	ENGSTLER	1:44.380	1:44.402	9	+ 0.022
19	43	33.553	9	43	32.408	9	43	39.789	12	43	ROMANOV	1:45.750	1:46.251	12	+ 0.501
20	13	33.899	6	13	32.717	13	13	40.322	3	13	OKYAY	1:46.938	1:47.903	3	+ 0.965

'Perfect Lap' - 1:41.467



Circuit Length - 3.240 kilometres
Circuito Miguel E. Abed
Puebla

Weather/ Track: Sun 21° /Dry 46°

2008 FIA World Touring Car Championship QUALIFYING - PROVISIONAL CLASSIFICATION

POS	NO	CL	DRIVER	NAT	CAR	TIME	LAPS	GAP	KPH
1	9		Jordi GENE	ESP	SEAT Leon TDI	1:40.808	11		115.70
2	6		Nicola LARINI	ITA	Chevrolet Lacetti	1:40.981	9	0.173	115.50
3	20		Tom CORONEL	NED	SEAT Leon	1:41.239	10	0.431	115.21
4	7		Robert HUFF	GBR	Chevrolet Lacetti	1:41.488	8	0.680	114.93
5	8		Alain MENU	SUI	Chevrolet Lacetti	1:41.517	10	0.709	114.89
6	3		Augusto FARFUS	BRA	BMW 320si	1:41.583	11	0.775	114.82
7	10		Rickard RYDELL	SWE	SEAT Leon TDI	1:41.594	13	0.786	114.81
8	11		Gabriele TARQUINI	ITA	SEAT Leon TDI	1:41.671	8	0.863	114.72
9	12		Yvan MULLER	FRA	SEAT Leon TDI	1:41.791	12	0.983	114.58
10	18		Tiago MONTEIRO	POR	SEAT Leon TDI	1:41.873	10	1.065	114.49
11	5		Felix PORTEIRO	ESP	BMW 320si	1:42.045	13	1.237	114.30
12	1		Andy PRIAULX	GBR	BMW 320si	1:42.208	11	1.400	114.12
13	2		Jorg MULLER	GER	BMW 320si	1:42.235	12	1.427	114.09
14	23	I	Pierre-Yves CORTHALS	BEL	SEAT Leon	1:42.729	11	1.921	113.54
15	4		Alessandro ZANARDI	ITA	BMW 320si	1:43.050	12	2.242	113.18
16	31	I	Sergio HERNANDEZ	ESP	BMW 320si	1:43.297	13	2.489	112.91
17	42	I	Franz ENGSTLER	GER	BMW 320si	1:43.890	12	3.082	112.27
18	16	I	Olivier TIELEMANS	NED	BMW 320si	1:43.952	13	3.144	112.20
19	26	I	Stefano D'ASTE	ITA	BMW 320si	1:44.068	13	3.260	112.08
20	43	I	Andrey ROMANOV	RUS	BMW 320si	1:45.437	13	4.629	110.62
QUALIFICATION MAXIMA						1:47.864			
13	I		Ibrahim OKYAY	TUR	BMW 320si	1:47.962	14	7.154	108.03

Subject to technical scrutineering
Weather/Track: Sun 23°/Dry 37°

Puebla
Circuit Length = 3.2400 km.
Start: 15:00 End: 15:37

Race Director:	Steward:	Timekeeper:
----------------	----------	-------------

2008 FIA World Touring Car Championship QUALIFYING RESULT

POS	NO	CL	DRIVER	NAT	CAR	TIME	LAPS	GAP	KPH
1	9		Jordi GENE	ESP	SEAT Leon TDI	1:40.808	11		115.70
2	6		Nicola LARINI	ITA	Chevrolet Lacetti	1:40.981	9	0.173	115.50
3	20		Tom CORONEL	NED	SEAT Leon	1:41.239	10	0.431	115.21
4	7		Robert HUFF	GBR	Chevrolet Lacetti	1:41.488	8	0.680	114.93
5	8		Alain MENU	SUI	Chevrolet Lacetti	1:41.517	10	0.709	114.89
6	3		Augusto FARFUS	BRA	BMW 320si	1:41.583	11	0.775	114.82
7	10		Rickard RYDELL	SWE	SEAT Leon TDI	1:41.594	13	0.786	114.81
8	11		Gabriele TARQUINI	ITA	SEAT Leon TDI	1:41.671	8	0.863	114.72
9	12		Yvan MULLER	FRA	SEAT Leon TDI	1:41.791	12	0.983	114.58
10	18		Tiago MONTEIRO	POR	SEAT Leon TDI	1:41.873	10	1.065	114.49
11	5		Felix PORTEIRO	ESP	BMW 320si	1:42.045	13	1.237	114.30
12	1		Andy PRIAULX	GBR	BMW 320si	1:42.208	11	1.400	114.12
13	2		Jorg MULLER	GER	BMW 320si	1:42.235	12	1.427	114.09
14	23	I	Pierre-Yves CORTHALS	BEL	SEAT Leon	1:42.729	11	1.921	113.54
15	4		Alessandro ZANARDI	ITA	BMW 320si	1:43.050	12	2.242	113.18
16	31	I	Sergio HERNANDEZ	ESP	BMW 320si	1:43.297	13	2.489	112.91
17	42	I	Franz ENGSTLER	GER	BMW 320si	1:43.890	12	3.082	112.27
18	16	I	Olivier TIELEMANS	NED	BMW 320si	1:43.952	13	3.144	112.20
19	26	I	Stefano D'ASTE	ITA	BMW 320si	1:44.068	13	3.260	112.08
20	43	I	Andrey ROMANOV	RUS	BMW 320si	1:45.437	13	4.629	110.62
QUALIFICATION MAXIMA						1:47.864			
13	I		Ibrahim OKYAY	TUR	BMW 320si	1:47.962	14	7.154	108.03

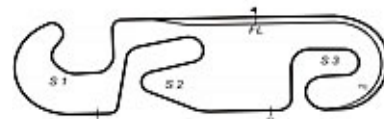
Car 13 will be allowed to take part in the race, reference Stewards decision 10.

Puebla
Circuit Length = 3.2400 km.

Steward:	Steward:	Steward:
----------	----------	----------

2008 FIA World Touring Car Championship Qualifying - Sector Analysis Report

Lap	S1 Time	S1 Spd	S2 Time	S2 Spd	S3 Time	S3 Spd	Lap Time	Pit	Lap	S1 Time	S1 Spd	S2 Time	S2 Spd	S3 Time	S3 Spd	Lap Time	Pit
1 PRIAULX GBR BMW 320si																	
1	10:49.034	143.1	33.783	144.5	40.114	179.6	12:02.931		7	32.478	156.5	31.122	144.5	38.943	179.3	1:42.543	
2	32.618	155.6	31.322	144.5	40.619	178.4	1:44.559		8	32.357	156.5	32.794	131.8	54.074		1:59.225	Pit
3	32.382	155.0	31.163	144.8	39.643	180.0	1:43.188		9	12:00.643	123.2	39.340	139.2	53.334		13:33.317	Pit
4	32.421	154.7	31.137	145.1	39.107	179.0	1:42.665		10	2:48.340	85.1	39.467	137.4	39.267	179.3	4:07.074	
5	32.954	155.0	31.471	144.5	53.027		1:57.452	Pit	11	32.138	156.5	31.508	144.5	38.562	180.0	1:42.208	
6	3:40.958	147.7	35.632	142.8	39.051	179.6	4:55.641										
2 MULLER GER BMW 320si																	
1	10:54.644	151.8	31.872	145.7	57.571		12:24.087	Pit	8	32.500	156.2	31.145	145.4	1:24.189		2:27.834	Pit
2	2:03.657	153.8	31.219	145.1	39.607	180.3	3:14.483		9	9:46.236	137.5	34.240	144.5	53.691		11:14.167	Pit
3	32.247	157.1	31.053	146.6	39.214	180.3	1:42.514		10	2:13.449	154.7	30.950	145.7	39.596	181.2	3:23.995	
4	33.518	140.1	32.380	145.1	39.339	180.0	1:45.237		11	32.014	156.8	31.060	145.1	39.161	183.1	1:42.235	
5	33.736	147.7	32.544	144.5	54.642		2:00.922	Pit	12	32.099	157.4	30.913	144.8	39.573	183.1	1:42.585	
6	3:32.840	148.8	31.136	145.4	39.046	180.9	4:43.022										
7	32.536	157.1	30.921	145.7	39.551	181.2	1:43.008										
3 FARFUS BRA BMW 320si																	
1	10:53.006	146.7	32.750	145.4	56.315		12:22.071	Pit	7	32.513	157.7	31.044	146.3	39.067	182.1	1:42.624	
2	2:10.579	145.6	32.005	145.1	39.213	180.9	3:21.797		8	34.136	133.0	35.655	124.3	41.708	181.2	1:51.499	
3	32.183	156.5	31.686	146.3	38.761	180.6	1:42.630		9	10:27.599	141.8	35.269	135.5	55.831		11:58.699	Pit
4	32.723	156.2	31.346	145.4	54.023		1:58.092	Pit	10	3:32.485	141.6	32.019	144.8	39.070	182.4	4:43.574	
5	3:24.672	138.9	34.541	144.2	38.907	182.1	4:38.120		11	32.253	158.0	30.834	146.9	38.496	183.7	1:41.583	
6	32.384	158.0	31.305	146.0	38.802	181.5	1:42.491										
4 ZANARDI ITA BMW 320si																	
1	10:52.377	146.4	32.894	143.4	41.096	178.7	12:06.367		8	3:33.742	152.4	34.290	122.0	40.179	177.8	4:48.211	
2	32.961	153.6	31.651	144.2	59.760		2:04.372	Pit	9	9:00.361	137.8	35.744	140.3	42.412	178.4	10:18.517	
3	3:22.948	150.2	31.866	143.7	39.819	177.5	4:34.633		10	32.883	154.1	32.640	133.3	42.237	178.7	1:47.760	
4	32.583	153.3	31.589	144.0	39.532	177.5	1:43.704		11	32.484	154.7	31.248	144.8	39.318	179.3	1:43.050	
5	32.583	153.8	31.417	144.5	39.454	177.8	1:43.454		12	32.441	154.7	33.846	123.0	1:01.802		2:08.089	Pit
6	32.524	154.4	31.279	144.5	39.272	178.4	1:43.075										
7	34.078	144.1	32.848	142.8	54.789		2:01.715	Pit									



Weather/ Track: Sun 23° /Dry 37°

Circuit Length - 3.240 kilometres
Circuito Miguel E Abed
Puebla

2008 FIA World Touring Car Championship Qualifying - Sector Analysis Report

Lap S1 Time S1 Spd S2 Time S2 Spd S3 Time S3 Spd Lap Time Pit Lap S1 Time S1 Spd S2 Time S2 Spd S3 Time S3 Spd Lap Time Pit

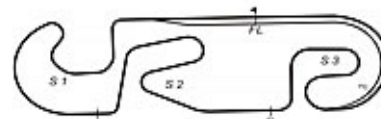
5 PORTEIRO				ESP BMW 320si						
1	10:51.839	137.5	32.803 143.7	40.142 175.5	12:04.784	8	32.828 153.8	39.299 102.4	48.045 177.5	2:00.172
2	33.266 151.0	31.983 144.5	56.829	2:02.078 Pit	9	9:55.370 141.8	34.621 139.8	42.435 179.6	11:12.426	
3	2:37.755 136.6	34.790 143.4	39.840 179.3	3:52.385	10	32.706 155.3	31.159 144.5	43.641 179.6	1:47.506	
4	32.952 155.6	31.201 145.4	39.296 178.7	1:43.449	11	32.375 155.0	30.963 145.4	39.059 181.5	1:42.397	
5	32.867 155.9	31.092 145.1	39.308 178.1	1:43.267	12	33.626 149.9	34.386 144.8	40.049 181.2	1:48.061	
6	33.685 152.1	31.816 143.7	1:03.264	2:08.765 Pit	13	32.162 155.6	31.130 144.5	38.753 181.5	1:42.045	
7	3:01.057 142.3	37.301 142.8	39.602 179.0	4:17.960						

6 LARINI				ITA Chevrolet Lacetti					
1	11:52.101 144.3	32.284 146.9	39.117 180.0	13:03.502	6	31.716 154.4	30.786 146.9	38.506 181.2	1:41.008
2	31.993 155.6	30.994 148.1	38.614 180.0	1:41.601	7	32.100 155.6	31.937 145.4	1:01.367	2:05.404 Pit
3	32.317 154.7	30.785 148.7	38.685 179.6	1:41.787	8	15:25.298 147.7	31.616 147.5	38.467 181.5	16:35.381
4	33.135 145.1	31.924 148.4	58.652	2:03.711 Pit	9	31.813 155.3	30.694 148.1	38.474 181.8	1:40.981
5	6:56.504 139.9	32.255 147.8	39.069 180.6	8:07.828					

7 HUFF				GBR Chevrolet Lacetti					
1	10:57.438 140.6	32.299 146.0	59.692	12:29.429 Pit	6	5:15.505 155.0	31.221 148.4	39.044 181.2	6:25.770
2	2:24.590 135.7	34.238 146.9	39.747 182.7	3:38.575	7	13:41.781 148.0	32.891 146.9	40.104 182.1	14:54.776
3	32.813 156.8	30.879 147.8	38.884 181.5	1:42.576	8	32.226 157.4	30.755 148.7	38.507 183.4	1:41.488
4	32.475 155.3	31.538 148.1	38.924 180.9	1:42.937					
5	33.190 152.4	31.149 147.5	3:35.906	4:40.245 Pit					

8 MENU				SUI Chevrolet Lacetti					
1	11:00.271 143.8	32.604 145.4	1:01.447	12:34.322 Pit	7	32.114 155.0	36.193 76.8	42.374 180.3	1:50.681
2	2:57.908 144.6	33.583 145.1	39.822 179.0	4:11.313	8	32.037 155.3	30.853 149.3	39.075 181.2	1:41.965
3	32.360 154.1	30.932 146.3	38.823 180.0	1:42.115	9	13:18.769 141.1	32.976 144.5	40.006 180.0	14:31.751
4	32.123 155.0	30.801 146.6	38.903 179.6	1:41.827	10	32.010 154.7	30.760 147.2	38.747 181.2	1:41.517
5	33.399 144.3	33.851 134.0	59.366	2:06.616 Pit					
6	3:48.675 145.4	32.473 146.9	39.156 180.6	5:00.304					

9 GENE				ESP SEAT Leon TDI					
1	10:48.101 134.4	33.607 149.6	39.523 185.6	12:01.231	7	32.139 158.0	31.359 149.6	38.675 185.6	1:42.173
2	32.207 155.9	30.898 149.6	39.032 185.3	1:42.137	8	32.191 162.4	31.030 149.6	38.711 185.9	1:41.932
3	34.259 141.8	31.793 150.3	38.955 185.3	1:45.007	9	12:50.041 130.3	33.016 148.4	39.810 185.3	14:02.867
4	32.147 158.9	32.286 144.8	2:19.195	3:23.628 Pit	10	31.796 160.5	30.660 151.2	38.352 185.9	1:40.808
5	4:18.914 134.1	33.817 147.2	39.831 185.3	5:32.562	11	31.910 158.6	30.672 150.3	38.365 186.6	1:40.947
6	32.327 161.1	31.325 146.0	39.318 184.6	1:42.970					



Weather/ Track: Sun 23° /Dry 37°

Circuit Length - 3.240 kilometres
Circuito Miguel E Abed
Puebla

2008 FIA World Touring Car Championship Qualifying - Sector Analysis Report

Lap S1 Time S1 Spd S2 Time S2 Spd S3 Time S3 Spd Lap Time Pit Lap S1 Time S1 Spd S2 Time S2 Spd S3 Time S3 Spd Lap Time Pit

10 RYDELL				SWE				SEAT Leon TDI							
1	10:46.123	141.6	33.957	148.1	39.776	185.0	11:59.856	8	32.827	152.7	32.419	148.7	57.888	2:03.134	Pit
2	32.542	158.0	31.315	148.7	40.233	185.6	1:44.090	9	15:26.443	114.1	35.831	145.4	41.880	183.4	16:44.154
3	32.655	156.2	31.148	150.3	39.224	182.4	1:43.027	10	32.414	160.8	31.111	148.4	38.766	183.7	1:42.291
4	32.271	158.0	31.224	149.0	38.750	184.3	1:42.245	11	32.168	156.8	31.119	150.3	39.823	183.7	1:43.110
5	32.095	158.9	31.155	149.3	38.813	184.6	1:42.063	12	31.825	159.9	31.084	149.6	38.685	185.0	1:41.594
6	32.151	158.9	31.093	148.7	38.763	184.3	1:42.007	13	31.998	159.6	30.897	150.3	39.000	185.6	1:41.895
7	32.079	158.3	31.168	150.6	39.019	183.7	1:42.266								

11 TARQUINI				ITA				SEAT Leon TDI								
1	14:57.587	126.5	33.712	146.9	41.582	147.2	16:12.881	6	32.136	153.8	30.927	150.6	39.119	185.0	1:42.182	
2	39.678	122.1	36.426	129.4	58.444		2:14.548	Pit	7	32.172	160.5	31.530	135.8	39.880	185.9	1:43.582
3	10:09.723	137.5	33.354	146.9	40.641	181.2	11:23.718	8	31.970	153.0	31.076	150.3	38.625	185.9	1:41.671	
4	9:53.456	111.1	35.906	133.3	40.620	183.7	11:09.982									
5	32.368	160.2	39.611	123.2	41.882	185.6	1:53.861									

12 MULLER				FRA				SEAT Leon TDI								
1	10:42.936	132.8	33.797	139.5	39.472	181.2	11:56.205	8	11:39.839	107.5	38.386	96.9	44.549	185.6	13:02.774	
2	32.216	156.8	31.207	149.0	39.093	182.1	1:42.516	9	32.374	149.3	31.192	148.1	39.235	184.3	1:42.801	
3	32.467	153.3	31.310	148.4	1:00.431		2:04.208	Pit	10	32.500	152.4	31.356	150.0	40.320	184.3	1:44.176
4	4:40.791	130.9	34.165	145.1	40.523	181.5	5:55.479	11	31.903	154.1	31.240	148.7	38.648	185.3	1:41.791	
5	32.226	155.3	31.269	148.1	38.835	182.7	1:42.330	12	33.847	148.3	33.233	126.5	41.367	177.5	1:48.447	
6	32.324	159.2	31.098	149.0	38.850	181.8	1:42.272									
7	32.196	153.3	31.080	148.1	1:57.206		3:00.482	Pit								

13 OKYAY				TUR				BMW 320si				I				
1	11:15.903	135.0	37.488	139.2	41.751	174.9	12:35.142	9	34.279	138.5	34.698	143.1	8:20.254		9:29.231	Pit
2	34.724	150.2	33.551	142.5	41.550	175.2	1:49.825	10	47.915	143.1	37.950	126.0	41.909	175.5	2:07.774	
3	34.682	153.3	32.936	142.8	41.611	175.5	1:49.229	11	34.678	142.6	33.322	144.0	40.961	175.2	1:48.961	
4	39.484	136.6	36.151	131.3	43.656	174.9	1:59.291	12	33.946	154.1	33.154	142.8	40.862	176.4	1:47.962	
5	35.899	150.2	33.343	142.5	41.576	172.9	1:50.818	13	34.230	155.0	33.222	144.0	40.720	177.8	1:48.172	
6	35.203	155.3	34.228	144.2	4:27.269		5:36.700	Pit	14	34.020	155.0	34.311	142.2	40.792	177.8	1:49.123
7	49.095	133.7	34.775	141.4	42.068	173.8	2:05.938									
8	34.452	154.4	44.736	132.3	42.426	174.0	2:01.614									



Weather/ Track: Sun 23° /Dry 37°

Circuit Length - 3.240 kilometres
Circuito Miguel E. Abed
Puebla

2008 FIA World Touring Car Championship Qualifying - Sector Analysis Report

Lap S1 Time S1 Spd S2 Time S2 Spd S3 Time S3 Spd Lap Time Pit Lap S1 Time S1 Spd S2 Time S2 Spd S3 Time S3 Spd Lap Time Pit

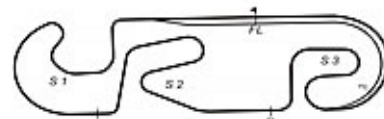
16 TIELEMANS				NED				BMW 320si				I				
1	11:01.509	148.0	33.163	144.2	41.036	178.4	12:15.708	8	33.162	154.7	32.342	140.9		13:07.400	Pit	
2	33.465	153.8	32.568	143.4	40.399	177.2	1:46.432	9	45.264	149.1	32.904	141.4	40.056	178.1	1:58.224	
3	33.118	151.6	31.904	144.5	39.966	178.1	1:44.988	10	33.860	151.8	32.402	142.5	39.832	178.7	1:46.094	
4	33.810	154.1	32.375	144.8	3:50.695		4:56.880	Pit	11	32.882	153.3	31.631	144.5	40.022	179.0	1:44.535
5	47.467	151.3	32.921	142.5	40.109	177.2	2:00.497	12	32.903	153.0	31.918	144.8	39.131	181.5	1:43.952	
6	33.452	154.1	31.958	144.2	39.838	178.7	1:45.248	13	33.013	156.5	31.746	145.4	39.635	182.7	1:44.394	
7	33.785	153.8	31.883	144.8	41.725	178.7	1:47.393									

18 MONTEIRO				POR				SEAT Leon TDI				I			
1	10:45.378	131.1	33.805	149.0	39.477	185.0	11:58.660	7	32.173	156.8	31.097	150.0	38.603	185.9	1:41.873
2	32.413	153.0	31.293	150.9	39.642	185.0	1:43.348	8	32.166	155.6	31.184	149.3	38.924	187.3	1:42.274
3	32.215	156.2	31.253	150.6	38.738	185.3	1:42.206	9	32.167	157.7	34.937	138.7	43.298	185.6	1:50.402
4	32.091	161.1	31.517	150.6	38.886	185.0	1:42.494	10	32.020	155.9	31.130	150.6	39.122	185.9	1:42.272
5	33.335	153.0	34.242	149.6	53.228		2:00.805	Pit							
6	2:44.614	140.4	32.126	150.9	39.333	185.6	3:56.073								

20 CORONEL				NED				SEAT Leon				I				
1	11:40.251	137.5	34.853	141.4	38.861	180.0	12:53.965	7	32.107	157.4	31.165	146.6	38.734	178.7	1:42.006	
2	32.463	159.2	31.273	144.8	38.630	180.3	1:42.366	8	33.160	157.4	30.958	145.1			14:33.049	Pit
3	32.024	157.7	31.083	146.3	38.778	180.9	1:41.885	9	45.084	154.4	33.394	143.7	40.460	181.5	1:58.938	
4	37.622	119.6	39.559	126.3	5:52.067		7:09.248	Pit	10	31.811	159.2	31.242	146.3	38.337	181.8	1:41.390
5	57.658	137.8	32.971	145.7	38.331	180.0	2:08.960									
6	31.825	157.7	30.703	144.5	38.711	180.3	1:41.239									

23 CORTHALS				BEL				SEAT Leon				I				
1	11:04.936	110.5	35.528	145.7	39.597	179.6	12:20.061	7	32.411	158.0	31.437	145.1			13:08.374	Pit
2	32.663	151.8	31.310	145.1	39.134	179.6	1:43.107	8	45.097	140.4	32.055	145.4	39.167	179.0	1:56.319	
3	39.331	97.4	36.287	144.5	39.447	177.5	1:55.065	9	32.449	158.3	31.481	147.2	38.886	177.5	1:42.816	
4	32.712	155.3	31.527	146.0	6:12.547		7:16.786	Pit	10	33.144	156.8	31.364	144.5	38.983	179.0	1:43.491
5	1:05.110	77.3	38.587	145.7	38.825	179.6	2:22.522	11	32.533	157.7	31.246	145.4	38.950	179.3	1:42.729	
6	32.326	156.2	31.746	145.7	39.505	179.3	1:43.577									

26 D'ASTE				ITA				BMW 320si				I				
1	11:05.743	108.3	36.054	144.0	39.387	179.3	12:21.184	8	33.033	155.6	32.061	143.4			12:18.399	Pit
2	33.496	154.7	31.512	143.7	39.060	180.0	1:44.068	9	43.635	138.7	32.608	143.4	39.289	179.6	1:55.532	
3	33.216	153.3	31.356	142.2	40.066	177.5	1:44.638	10	33.044	153.6	31.516	145.4	39.581	177.8	1:44.141	
4	32.790	154.4	40.448	132.1	5:46.546		6:59.784	Pit	11	32.859	154.1	31.901	143.4	39.415	179.0	1:44.175
5	42.435	155.3	31.525	144.0	39.306	179.6	1:53.266	12	32.768	153.6	31.560	144.0	39.855	173.2	1:44.183	
6	32.971	155.3	32.533	135.0	40.940	179.3	1:46.444	13	36.136	143.3	31.458	144.5	41.263	174.6	1:48.857	
7	32.844	152.4	31.608	143.1	39.739	177.0	1:44.191									



Circuit Length - 3.240 kilometres
Circuito Miguel E Abed
Puebla

Weather/ Track: Sun 23° /Dry 37°

2008 FIA World Touring Car Championship Qualifying - Sector Analysis Report

Lap S1 Time S1 Spd S2 Time S2 Spd S3 Time S3 Spd Lap Time Pit Lap S1 Time S1 Spd S2 Time S2 Spd S3 Time S3 Spd Lap Time Pit

31 HERNANDEZ				ESP				BMW 320si				I				
1	11:05.304	104.3	35.788	143.1	39.527	178.4	12:20.619	8	36.838	124.9	32.575	143.7		12:15.170	Pit	
2	32.892	153.0	31.483	143.4	39.403	177.5	1:43.778	9	44.661	129.0	32.275	143.1	39.213	177.5	1:56.149	
3	32.770	154.1	31.390	143.7	39.137	178.7	1:43.297	10	32.831	154.4	31.488	144.8	39.156	176.4	1:43.475	
4	36.237	144.3	33.380	139.8	5:50.947		7:00.564	Pit	11	32.481	153.8	31.519	143.7	39.344	177.8	1:43.344
5	43.041	150.4	31.822	143.4	39.281	176.4	1:54.144	12	32.685	153.8	32.414	144.0	39.380	178.1	1:44.479	
6	32.769	154.1	31.205	143.7	39.425	177.0	1:43.399	13	32.526	154.1	31.501	144.5	39.540	176.4	1:43.567	
7	34.494	102.2	35.245	144.0	39.654	177.2	1:49.393									

42 ENGSTLER				GER				BMW 320si				I				
1	11:18.663	135.5	32.817	143.4	40.014	178.1	12:31.494	8	43.504	151.8	32.200	143.7	40.387	178.1	1:56.091	
2	33.192	150.4	32.021	145.1	40.165	177.5	1:45.378	9	32.875	155.0	31.578	143.7	42.022	177.8	1:46.475	
3	33.025	154.7	32.641	141.7	39.766	178.4	1:45.432	10	33.640	151.0	31.952	145.1	39.998	177.5	1:45.590	
4	33.515	154.1	31.852	143.7	40.066	177.5	1:45.433	11	32.899	148.8	31.720	144.0	39.271	180.3	1:43.890	
5	34.016	150.4	33.145	105.2	8:52.461		9:59.622	Pit	12	33.146	154.4	31.819	142.5	39.646	180.3	1:44.611
6	44.382	141.1	32.787	142.8	40.153	177.8	1:57.322									
7	2:25.023	114.6	38.379	106.5	6:32.576		9:35.978	Pit								

43 ROMANOV				RUS				BMW 320si				I				
1	11:13.815	125.3	35.006	140.6	41.006	177.5	12:29.827	8	2:24.684	108.0	36.162	135.5	6:48.117		9:48.963	Pit
2	33.536	153.0	32.824	143.1	40.459	173.2	1:46.819	9	44.182	146.7	32.715	142.5	40.336	178.1	1:57.233	
3	34.461	150.2	32.589	144.2	39.873	179.0	1:46.923	10	33.221	148.0	32.614	142.5	40.033	179.3	1:45.868	
4	33.510	153.3	32.385	143.4	39.866	178.4	1:45.761	11	34.153	135.0	36.536	111.6	42.171	178.1	1:52.860	
5	33.588	144.3	33.687	144.2	40.561	177.5	1:47.836	12	33.467	149.9	32.256	143.1	40.079	180.0	1:45.802	
6	33.730	147.2	32.206	143.7	6:39.412		7:45.348	Pit	13	33.461	143.1	32.269	143.4	39.707	180.3	1:45.437
7	48.787	130.9	33.614	143.1	40.456	175.5	2:02.857									

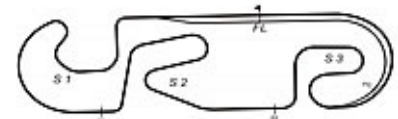


Weather/ Track: Sun 23° /Dry 37°

Circuit Length - 3.240 kilometres
Circuito Miguel E Abed
Puebla

2008 FIA World Touring Car Championship Qualifying - Best Sector Speeds Report

SECTOR 1				SECTOR 2				SECTOR 3				
POS	NO	NAME	SPEED	LAP	NO	NAME	SPEED	LAP	NO	NAME	SPEED	LAP
1	9	GENE	162.4	8	9	GENE	151.2	10	18	MONTEIRO	187.3	8
2	18	MONTEIRO	161.1	4	18	MONTEIRO	150.9	2	9	GENE	186.6	11
3	10	RYDELL	160.8	10	10	RYDELL	150.6	7	11	TARQUINI	185.9	7
4	11	TARQUINI	160.5	7	11	TARQUINI	150.6	6	10	RYDELL	185.6	2
5	12	MULLER	159.2	6	12	MULLER	150.0	10	12	MULLER	185.6	8
6	20	CORONEL	159.2	2	8	MENU	149.3	8	3	FARFUS	183.7	11
7	23	CORTHALS	158.3	9	6	LARINI	148.7	3	7	HUFF	183.4	8
8	3	FARFUS	158.0	6	7	HUFF	148.7	8	2	MULLER	183.1	11
9	2	MULLER	157.4	12	23	CORTHALS	147.2	9	16	TIELEMANS	182.7	13
10	7	HUFF	157.4	8	3	FARFUS	146.9	11	6	LARINI	181.8	9
11	1	PRIAULX	156.5	7	2	MULLER	146.6	3	20	CORONEL	181.8	10
12	16	TIELEMANS	156.5	13	20	CORONEL	146.6	7	5	PORTEIRO	181.5	11
13	5	PORTEIRO	155.9	5	5	PORTEIRO	145.4	4	8	MENU	181.2	8
14	6	LARINI	155.6	2	16	TIELEMANS	145.4	13	42	ENGSTLER	180.3	11
15	26	D'ASTE	155.6	8	26	D'ASTE	145.4	10	43	ROMANOV	180.3	13
16	8	MENU	155.3	8	1	PRIAULX	145.1	4	1	PRIAULX	180.0	3
17	13	OKYAY	155.3	6	42	ENGSTLER	145.1	2	26	D'ASTE	180.0	2
18	42	ENGSTLER	155.0	9	4	ZANARDI	144.8	11	23	CORTHALS	179.6	1
19	4	ZANARDI	154.7	11	31	HERNANDEZ	144.8	10	4	ZANARDI	179.3	11
20	31	HERNANDEZ	154.4	10	13	OKYAY	144.2	6	31	HERNANDEZ	178.7	3
21	43	ROMANOV	153.3	4	43	ROMANOV	144.2	3	13	OKYAY	177.8	13



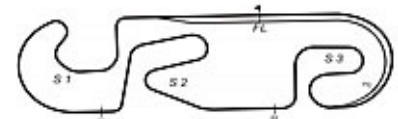
Circuit Length - 3.240 kilometres
Circuito Miguel E. Abed
Puebla

Weather/ Track: Sun 23° / Dry 37°

2008 FIA World Touring Car Championship Qualifying - Best Sector Times Report

POS	NO	SECTOR 1		SECTOR 2		SECTOR 3		IDEAL/BEST LAP COMPARISON							
		TIME	LAP	NO	TIME	LAP	NO	TIME	LAP	NO	NAME	IDEAL	BEST	LAP	DIFF
1	6	31.716	6	9	30.660	10	20	38.331	5	9	GENE	1:40.808	1:40.808	10	+ 0.000
2	9	31.796	10	6	30.694	9	9	38.352	10	20	CORONEL	1:40.845	1:41.239	6	+ 0.394
3	20	31.811	10	20	30.703	6	6	38.467	8	6	LARINI	1:40.877	1:40.981	9	+ 0.104
4	10	31.825	12	7	30.755	8	3	38.496	11	10	RYDELL	1:41.407	1:41.594	12	+ 0.187
5	12	31.903	11	8	30.760	10	7	38.507	8	7	HUFF	1:41.488	1:41.488	8	+ 0.000
6	11	31.970	8	3	30.834	11	1	38.562	11	3	FARFUS	1:41.513	1:41.583	11	+ 0.070
7	8	32.010	10	10	30.897	13	18	38.603	7	8	MENU	1:41.517	1:41.517	10	+ 0.000
8	2	32.014	11	2	30.913	12	11	38.625	8	11	TARQUINI	1:41.522	1:41.671	8	+ 0.149
9	18	32.020	10	11	30.927	6	12	38.648	11	12	MULLER	1:41.631	1:41.791	11	+ 0.160
10	1	32.138	11	5	30.963	11	10	38.685	12	18	MONTEIRO	1:41.720	1:41.873	7	+ 0.153
11	5	32.162	13	12	31.080	7	8	38.747	10	1	PRIAULX	1:41.822	1:42.208	11	+ 0.386
12	3	32.183	3	18	31.097	7	5	38.753	13	5	PORTEIRO	1:41.878	1:42.045	13	+ 0.167
13	7	32.226	8	1	31.122	7	23	38.825	5	2	MULLER	1:41.973	1:42.235	11	+ 0.262
14	23	32.326	6	31	31.205	6	2	39.046	6	23	CORTHALS	1:42.397	1:42.729	11	+ 0.332
15	4	32.441	12	23	31.246	11	26	39.060	2	31	HERNANDEZ	1:42.823	1:43.297	3	+ 0.474
16	31	32.481	11	4	31.248	11	16	39.131	12	4	ZANARDI	1:42.961	1:43.050	11	+ 0.089
17	26	32.768	12	26	31.356	3	31	39.137	3	26	D'ASTE	1:43.184	1:44.068	2	+ 0.884
18	42	32.875	9	42	31.578	9	42	39.271	11	16	TIELEMANS	1:43.644	1:43.952	12	+ 0.308
19	16	32.882	11	16	31.631	11	4	39.272	6	42	ENGSTLER	1:43.724	1:43.890	11	+ 0.166
20	43	33.221	10	43	32.206	6	43	39.707	13	43	ROMANOV	1:45.134	1:45.437	13	+ 0.303
21	13	33.946	12	13	32.936	3	13	40.720	13	13	OKYAY	1:47.602	1:47.962	12	+ 0.360

'Perfect Lap' - 1:40.707



Circuit Length - 3.240 kilometres
Circuito Miguel E. Abed
Puebla

Weather/ Track: Sun 23° /Dry 37°

2008 FIA World Touring Car Championship WARM UP

POS	NO	CL	DRIVER	NAT	CAR	TIME	LAPS	GAP	KPH
1	18		Tiago MONTEIRO	POR	SEAT Leon TDI	1:39.999	8		116.64
2	3		Augusto FARFUS	BRA	BMW 320si	1:40.004	8	0.005	116.63
3	10		Rickard RYDELL	SWE	SEAT Leon TDI	1:40.313	9	0.314	116.27
4	6		Nicola LARINI	ITA	Chevrolet Lacetti	1:40.350	9	0.351	116.23
5	9		Jordi GENE	ESP	SEAT Leon TDI	1:40.413	9	0.414	116.16
6	7		Robert HUFF	GBR	Chevrolet Lacetti	1:40.432	10	0.433	116.13
7	5		Felix PORTEIRO	ESP	BMW 320si	1:40.459	10	0.460	116.10
8	12		Yvan MULLER	FRA	SEAT Leon TDI	1:40.868	9	0.869	115.63
9	11		Gabriele TARQUINI	ITA	SEAT Leon TDI	1:40.880	6	0.881	115.62
10	4		Alessandro ZANARDI	ITA	BMW 320si	1:41.052	8	1.053	115.42
11	1		Andy PRIAULX	GBR	BMW 320si	1:41.103	10	1.104	115.36
12	23	I	Pierre-Yves CORTHALS	BEL	SEAT Leon	1:41.251	9	1.252	115.19
13	8		Alain MENU	SUI	Chevrolet Lacetti	1:41.259	5	1.260	115.19
14	20		Tom CORONEL	NED	SEAT Leon	1:41.286	5	1.287	115.15
15	2		Jorg MULLER	GER	BMW 320si	1:41.611	9	1.612	114.79
16	16	I	Olivier TIELEMANS	NED	BMW 320si	1:41.825	9	1.826	114.54
17	26	I	Stefano D'ASTE	ITA	BMW 320si	1:41.844	9	1.845	114.52
18	42	I	Franz ENGSTLER	GER	BMW 320si	1:42.500	8	2.501	113.79
19	43	I	Andrey ROMANOV	RUS	BMW 320si	1:43.575	9	3.576	112.61
20	13	I	Ibrahim OKYAY	TUR	BMW 320si	1:44.653	7	4.654	111.45
21	31	I	Sergio HERNANDEZ	ESP	BMW 320si	12:09.031	1	10:29.032	15.99

Weather/Track: Sun 14°/Dry 39°

Puebla
Circuit Length = 3.2400 km.
Start: 09:00 End: 09:15

Race Director:

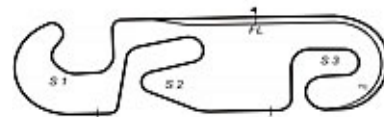
Steward:

Timekeeper:

2008 FIA World Touring Car Championship

Warm-Up - Sector Analysis Report

Lap	S1 Time	S1 Spd	S2 Time	S2 Spd	S3 Time	S3 Spd	Lap Time	Pit	Lap	S1 Time	S1 Spd	S2 Time	S2 Spd	S3 Time	S3 Spd	Lap Time	Pit
1 PRIAULX GBR BMW 320si																	
1	10:46.436	122.8	34.464	143.4	40.704	171.5	12:01.604		7	31.788	158.0	32.557	121.2	39.519	182.4	1:43.864	
2	33.544	143.6	33.256	94.8	43.691	182.7	1:50.491		8	31.863	157.7	31.099	144.8	38.303	182.1	1:41.265	
3	32.561	153.3	30.939	146.3	39.536	182.4	1:43.036		9	31.801	158.9	30.881	145.7	38.462	181.2	1:41.144	
4	32.115	155.9	30.588	145.7	38.400	182.1	1:41.103		10	31.972	153.3	34.693	97.5	1:06.971		2:13.636	Pit
5	31.854	155.6	32.253	144.8	38.701	182.1	1:42.808										
6	31.971	158.0	30.974	145.4	38.314	181.5	1:41.259										
2 MULLER GER BMW 320si																	
1	10:50.284	146.9	32.379	141.7	40.362	183.1	12:03.025		6	31.550	157.7	31.072	146.3	39.875	184.0	1:42.497	
2	33.101	155.0	31.736	144.2	38.893	183.1	1:43.730		7	32.415	157.7	32.407	140.0	38.377	182.1	1:43.199	
3	31.961	158.3	30.717	147.2	38.933	182.4	1:41.611		8	31.459	158.6	34.405	138.9	38.824	181.5	1:44.688	
4	33.000	157.1	30.778	146.9	51.639		1:55.417	Pit	9	31.917	157.4	31.789	145.4	53.541		1:57.247	Pit
5	1:48.773	156.2	33.575	139.8	39.559	181.5	3:01.907										
3 FARFUS BRA BMW 320si																	
1	10:51.700	138.5	35.229	140.9	41.300	183.7	12:08.229		6	35.434	136.4	31.256	144.8	52.959		1:59.649	Pit
2	32.148	155.3	31.109	146.9	38.433	185.3	1:41.690		7	1:33.476	158.6	30.400	146.9	37.953	183.1	2:41.829	
3	36.369	125.7	32.050	147.2	38.409	184.6	1:46.828		8	31.378	159.2	31.029	147.2	38.048	182.7	1:40.455	
4	31.568	158.9	30.282	147.2	38.154	185.6	1:40.004										
5	31.722	158.0	30.446	147.8	38.901	183.7	1:41.069										
4 ZANARDI ITA BMW 320si																	
1	10:50.778	131.1	34.193	142.0	41.817	182.1	12:06.788		6	2:40.453	152.1	31.439	143.7	38.766	180.3	3:50.658	
2	32.636	155.6	31.006	145.1	38.896	182.4	1:42.538		7	32.184	155.3	30.687	145.1	38.707	180.6	1:41.578	
3	33.385	152.7	31.038	146.0	40.141	181.8	1:44.564		8	31.811	157.1	34.496	138.9	55.818		2:02.125	Pit
4	31.912	156.5	30.563	144.5	38.577	180.9	1:41.052										
5	32.137	154.7	30.978	144.8	52.106		1:55.221	Pit									
5 PORTEIRO ESP BMW 320si																	
1	10:48.632	134.8	33.180	143.1	40.570	176.4	12:02.382		7	31.810	158.6	31.424	142.2	39.183	181.5	1:42.417	
2	34.385	141.8	31.345	145.7	39.987	182.1	1:45.717		8	31.662	157.7	30.544	146.0	38.253	181.5	1:40.459	
3	34.119	147.2	30.792	146.0	39.636	182.7	1:44.547		9	31.610	157.7	34.978	146.0	38.513	181.8	1:45.101	
4	31.831	157.1	30.475	146.3	38.339	181.5	1:40.645		10	34.543	149.1	32.376	144.5	1:02.887		2:09.806	Pit
5	32.103	158.0	32.001	88.6	42.718	181.8	1:46.822										
6	31.762	157.1	30.716	146.6	38.181	183.1	1:40.659										



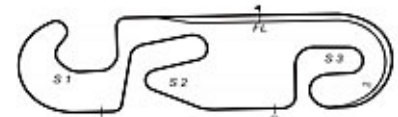
Weather/ Track: Sun 14° / Dry 39°

Circuit Length - 3.240 kilometres
Circuito Miguel E. Abed
Puebla

2008 FIA World Touring Car Championship

Warm-Up - Sector Analysis Report

Lap	S1 Time	S1 Spd	S2 Time	S2 Spd	S3 Time	S3 Spd	Lap Time	Pit	Lap	S1 Time	S1 Spd	S2 Time	S2 Spd	S3 Time	S3 Spd	Lap Time	Pit
6 LARINI ITA Chevrolet Lacetti																	
1	11:53.828	124.7	33.162	145.1	43.570	143.9	13:10.560		6	31.538	156.8	31.234	147.2	38.851	181.8	1:41.623	
2	35.580	144.1	31.373	148.1	39.153	180.9	1:46.106		7	32.058	153.8	30.545	147.8	38.191	181.5	1:40.794	
3	31.787	154.7	31.151	144.0	38.323	180.9	1:41.261		8	32.174	150.7	32.815	145.4	43.750	83.0	1:48.739	
4	31.831	154.1	30.811	148.4	38.668	181.8	1:41.310		9	37.026	133.0	33.486	140.6	56.433		2:06.945	Pit
5	31.459	155.0	30.586	147.5	38.305	182.1	1:40.350										
7 HUFF GBR Chevrolet Lacetti																	
1	11:37.724	140.8	31.812	144.8	44.823	181.8	12:54.359		7	31.562	156.2	30.613	146.6	38.257	184.6	1:40.432	
2	32.011	156.2	30.912	144.8	39.237	183.1	1:42.160		8	31.680	157.7	30.584	145.1	38.475	183.4	1:40.739	
3	31.768	156.8	30.640	146.9	38.995	182.4	1:41.403		9	31.783	154.7	31.144	147.5	38.361	182.7	1:41.288	
4	32.073	156.8	30.701	146.0	38.609	182.7	1:41.383		10	37.657	99.4	36.392	112.1	1:06.844		2:20.893	Pit
5	31.846	157.1	30.741	145.1	38.436	182.7	1:41.023										
6	31.686	158.3	30.719	145.7	38.641	182.4	1:41.046										
8 MENU SUI Chevrolet Lacetti																	
1	11:32.855	142.6	32.490	143.7	45.689	179.0	12:51.034		4	31.727	154.7	36.957	129.7	41.026	180.9	1:49.710	
2	31.833	152.7	31.452	147.2	39.390	180.6	1:42.675		5	32.840	122.5	35.474	96.7	59.346		2:07.660	Pit
3	31.897	154.4	30.727	148.1	38.635	180.6	1:41.259										
9 GENE ESP SEAT Leon TDI																	
1	10:47.965	136.2	34.275	144.8	42.386	185.9	12:04.626		6	31.417	158.9	30.891	151.5	38.187	188.6	1:40.495	
2	32.722	145.6	31.164	150.0	39.175	185.3	1:43.061		7	31.588	162.4	31.055	149.3	38.239	186.9	1:40.882	
3	31.927	155.9	30.703	150.9	38.508	185.6	1:41.138		8	31.478	163.1	30.837	150.9	38.098	188.6	1:40.413	
4	31.833	159.9	30.704	150.9	38.429	186.3	1:40.966		9	31.501	160.8	31.382	146.9	1:01.448		2:04.331	Pit
5	31.557	160.8	32.102	150.9	38.538	187.6	1:42.197										
10 RYDELL SWE SEAT Leon TDI																	
1	10:46.009	127.0	36.844	99.0	42.519	186.3	12:05.372		6	32.991	149.9	31.937	149.3	41.517	99.5	1:46.445	
2	32.329	151.6	31.136	149.6	39.369	182.7	1:42.834		7	36.124	153.8	31.389	149.6	38.377	187.6	1:45.890	
3	33.019	157.7	30.994	148.1	38.923	185.6	1:42.936		8	31.417	161.8	30.776	151.2	38.120	188.2	1:40.313	
4	31.903	160.5	35.940	81.4	41.382	184.3	1:49.225		9	31.556	162.1	30.800	151.8	38.059	188.9	1:40.415	
5	31.716	157.7	30.777	150.6	38.236	187.9	1:40.729										
11 TARQUINI ITA SEAT Leon TDI																	
1	11:22.569	132.4	32.285	148.7	45.721	169.1	12:40.575		5	36.683	99.4	36.574	129.7	39.967	185.6	1:53.224	
2	34.234	145.9	31.777	149.6	39.268	186.3	1:45.279		6	31.455	155.3	30.855	146.9	1:00.645		2:02.955	Pit
3	31.910	156.5	31.245	146.6	40.343	187.6	1:43.498										
4	31.634	158.3	30.632	149.6	38.614	185.6	1:40.880										



Weather/ Track: Sun 14° /Dry 39°

Circuit Length - 3.240 kilometres
Circuito Miguel E Abed
Puebla

2008 FIA World Touring Car Championship

Warm-Up - Sector Analysis Report

Lap	S1 Time	S1 Spd	S2 Time	S2 Spd	S3 Time	S3 Spd	Lap Time	Pit	Lap	S1 Time	S1 Spd	S2 Time	S2 Spd	S3 Time	S3 Spd	Lap Time	Pit
12 MULLER FRA SEAT Leon TDI																	
1	10:41.556	132.6	33.775	146.9	40.917	181.2	11:56.248		6	31.838	157.7	31.125	149.3	38.370	186.3	1:41.333	
2	32.560	148.3	31.245	148.1	39.146	184.6	1:42.951		7	31.600	154.4	30.946	149.0	38.322	185.9	1:40.868	
3	31.991	150.7	32.062	146.6	38.485	184.6	1:42.538		8	31.628	156.8	30.938	149.3	38.358	185.9	1:40.924	
4	31.822	158.9	31.056	149.3	38.557	183.7	1:41.435		9	32.621	155.6	32.704	128.5	1:00.809		2:06.134	Pit
5	31.697	156.2	31.073	149.6	39.082	184.3	1:41.852										
13 OKYAY TUR BMW 320si I																	
1	11:19.596	136.8	33.978	142.5	41.077	173.2	12:34.651		5	32.897	151.0	31.989	144.2	39.767	177.5	1:44.653	
2	33.891	146.4	32.862	128.5	40.943	175.2	1:47.696		6	33.755	156.5	34.836	93.8	44.393	176.7	1:52.984	
3	33.526	149.6	32.970	143.7	45.181	174.9	1:51.677		7	32.991	149.6	35.968	111.2	47.744	153.2	1:56.703	
4	37.855	137.1	34.300	141.7	41.921	176.7	1:54.076										
16 TIELEMANS NED BMW 320si I																	
1	10:56.921	139.6	32.940	145.4	40.429	179.6	12:10.290		6	32.786	155.0	31.443	145.7	38.746	181.2	1:42.975	
2	33.468	148.8	32.008	145.7	39.293	181.5	1:44.769		7	32.183	155.6	31.512	145.1	40.020	182.4	1:43.715	
3	32.538	153.3	31.375	146.3	39.024	182.1	1:42.937		8	33.408	157.7	35.390	147.2	39.048	183.1	1:47.846	
4	32.280	153.6	31.994	144.2	39.591	181.8	1:43.865		9	31.923	153.0	31.284	146.3	38.618	183.1	1:41.825	
5	32.126	155.6	31.183	145.4	38.900	182.1	1:42.209										
18 MONTEIRO POR SEAT Leon TDI																	
1	10:45.433	132.0	34.493	144.0	55.892		12:15.818	Pit	6	31.482	145.1	32.722	136.3	40.066	189.3	1:44.270	
2	2:24.281	132.4	36.100	114.8	39.149	188.2	3:39.530		7	31.186	153.8	30.753	151.5	38.060	188.9	1:39.999	
3	31.380	154.7	30.706	152.2	38.555	186.6	1:40.641		8	31.527	159.2	30.659	152.2	38.056	189.9	1:40.242	
4	31.571	153.8	30.689	151.5	38.203	188.6	1:40.463										
5	31.657	148.3	30.711	151.5	38.409	186.9	1:40.777										
20 CORONEL NED SEAT Leon																	
1	11:08.757	148.3	31.963	144.5	39.689	180.9	12:20.409		4	32.603	158.3	33.216	140.6	39.912	181.2	1:45.731	
2	32.648	156.2	31.379	144.8	38.938	184.3	1:42.965		5	32.230	159.6	30.731	146.0	38.325	181.8	1:41.286	
3	32.182	158.3	31.104	145.7	38.279	183.4	1:41.565										
23 CORTHALS BEL SEAT Leon I																	
1	10:57.672	141.6	32.765	144.8	40.129	182.1	12:10.566		6	31.919	159.9	30.836	146.9	38.496	183.7	1:41.251	
2	33.423	133.7	37.551	141.7	40.173	181.8	1:51.147		7	31.802	160.5	30.840	146.0	39.913	182.7	1:42.555	
3	32.081	155.9	31.150	146.9	38.637	180.6	1:41.868		8	32.529	160.2	37.068	143.7	45.383	123.6	1:54.980	
4	32.350	159.6	31.091	146.6	38.785	182.4	1:42.226		9	36.887	151.3	32.225	142.8	41.999	124.2	1:51.111	
5	32.033	160.5	30.849	146.3	38.429	182.4	1:41.311										



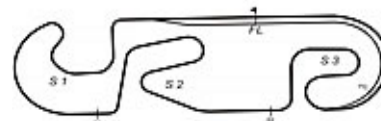
Weather/ Track: Sun 14° /Dry 39°

Circuit Length - 3.240 kilometres
Circuito Miguel E Abed
Puebla

2008 FIA World Touring Car Championship

Warm-Up - Sector Analysis Report

Lap	S1 Time	S1 Spd	S2 Time	S2 Spd	S3 Time	S3 Spd	Lap Time	Pit	Lap	S1 Time	S1 Spd	S2 Time	S2 Spd	S3 Time	S3 Spd	Lap Time	Pit
26 D'ASTE ITA BMW 320si I																	
1	10:58.068	140.6	32.955	138.7	40.099	181.8	12:11.122		6	32.066	155.0	31.523	143.4	38.808	181.2	1:42.397	
2	33.602	144.8	36.959	111.4	40.793	181.5	1:51.354		7	31.935	155.9	31.010	145.4	38.919	181.8	1:41.864	
3	32.351	153.3	31.074	144.8	38.802	181.2	1:42.227		8	32.246	155.6	31.936	144.8	39.009	180.3	1:43.191	
4	33.369	155.6	31.183	144.5	39.370	180.3	1:43.922		9	31.983	154.7	31.031	145.1	39.019	180.9	1:42.033	
5	32.176	153.3	30.967	144.8	38.701	181.2	1:41.844										
31 HERNANDEZ ESP BMW 320si I																	
1	10:52.310	134.6	34.718	141.1	42.003	180.9	12:09.031										
42 ENGSTLER GER BMW 320si I																	
1	11:25.327	123.2	34.761	140.3	41.494	158.2	12:41.582		6	48.550	140.1	31.850	145.1	39.653	182.7	2:00.053	
2	34.432	135.2	31.969	146.3	39.906	181.2	1:46.307		7	31.919	150.2	31.508	143.1	39.073	180.9	1:42.500	
3	32.448	153.6	31.572	146.0	39.669	182.1	1:43.689		8	32.025	151.6	32.088	138.7	39.179	181.8	1:43.292	
4	32.310	149.1	31.711	144.5	39.167	181.5	1:43.188										
5	32.544	151.8	31.302	145.1	1:43.830		2:47.676 Pit										
43 ROMANOV RUS BMW 320si I																	
1	11:02.588	125.3	32.984	143.4	40.388	175.5	12:15.960		6	32.861	144.3	31.882	145.7	39.773	174.0	1:44.516	
2	33.719	132.2	32.345	140.3	41.044	181.2	1:47.108		7	32.982	141.6	31.455	144.8	39.138	182.4	1:43.575	
3	33.665	146.7	31.656	145.1	40.145	180.3	1:45.466		8	32.673	145.6	31.699	145.1	39.308	181.5	1:43.680	
4	32.617	149.6	31.501	145.1	39.809	182.4	1:43.927		9	32.476	151.3	34.172	138.4	39.521	182.4	1:46.169	
5	32.489	143.8	32.225	144.0	40.769	182.7	1:45.483										




Weather/ Track: Sun 14° / Dry 39°

Circuit Length - 3.240 kilometres
Circuito Miguel E Abed
Puebla

2008 FIA World Touring Car Championship Warm-Up - Best Sector Speeds Report

SECTOR 1				SECTOR 2				SECTOR 3				
POS	NO	NAME	SPEED	LAP	NO	NAME	SPEED	LAP	NO	NAME	SPEED	LAP
1	9	GENE	163.1	8	18	MONTEIRO	152.2	3	18	MONTEIRO	189.9	8
2	10	RYDELL	162.1	9	10	RYDELL	151.8	9	10	RYDELL	188.9	9
3	23	CORTHALS	160.5	5	9	GENE	151.5	6	9	GENE	188.6	6
4	20	CORONEL	159.6	5	11	TARQUINI	149.6	2	11	TARQUINI	187.6	3
5	3	FARFUS	159.2	8	12	MULLER	149.6	5	12	MULLER	186.3	6
6	18	MONTEIRO	159.2	8	6	LARINI	148.4	4	3	FARFUS	185.6	4
7	1	PRIAULX	158.9	9	8	MENU	148.1	3	7	HUFF	184.6	7
8	12	MULLER	158.9	4	3	FARFUS	147.8	5	20	CORONEL	184.3	2
9	2	MULLER	158.6	8	7	HUFF	147.5	9	2	MULLER	184.0	6
10	5	PORTEIRO	158.6	7	2	MULLER	147.2	3	23	CORTHALS	183.7	6
11	7	HUFF	158.3	6	16	TIELEMANS	147.2	8	5	PORTEIRO	183.1	6
12	11	TARQUINI	158.3	4	23	CORTHALS	146.9	3	16	TIELEMANS	183.1	8
13	16	TIELEMANS	157.7	8	5	PORTEIRO	146.6	6	1	PRIAULX	182.7	2
14	4	ZANARDI	157.1	8	1	PRIAULX	146.3	3	42	ENGSTLER	182.7	6
15	6	LARINI	156.8	6	42	ENGSTLER	146.3	2	43	ROMANOV	182.7	5
16	13	OKYAY	156.5	6	4	ZANARDI	146.0	3	4	ZANARDI	182.4	2
17	26	D'ASTE	155.9	7	20	CORONEL	146.0	5	6	LARINI	182.1	5
18	8	MENU	154.7	4	43	ROMANOV	145.7	6	26	D'ASTE	181.8	1
19	42	ENGSTLER	153.6	3	26	D'ASTE	145.4	7	8	MENU	180.9	4
20	43	ROMANOV	151.3	9	13	OKYAY	144.2	5	31	HERNANDEZ	180.9	1
21	31	HERNANDEZ	134.6	1	31	HERNANDEZ	141.1	1	13	OKYAY	177.5	5



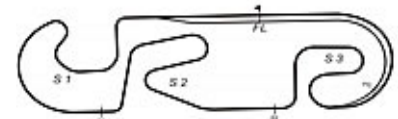
Circuit Length - 3.240 kilometres
Circuito Miguel E. Abed
Puebla

Weather/ Track: Sun 14° / Dry 39°

2008 FIA World Touring Car Championship Warm-Up - Best Sector Times Report

POS	SECTOR 1			SECTOR 2			SECTOR 3			NO	NAME	IDEAL/BEST LAP COMPARISON			DIFF
	NO	TIME	LAP	NO	TIME	LAP	NO	TIME	LAP			IDEAL	BEST	LAP	
1	18	31.186	7	3	30.282	4	3	37.953	7	3	FARFUS	1:39.613	1:40.004	4	+ 0.391
2	3	31.378	8	5	30.475	4	18	38.056	8	18	MONTEIRO	1:39.901	1:39.999	7	+ 0.098
3	9	31.417	6	6	30.545	7	10	38.059	9	6	LARINI	1:40.195	1:40.350	5	+ 0.155
4	10	31.417	8	4	30.563	4	9	38.098	8	9	GENE	1:40.218	1:40.413	8	+ 0.195
5	11	31.455	6	7	30.584	8	5	38.181	6	10	RYDELL	1:40.252	1:40.313	8	+ 0.061
6	2	31.459	8	1	30.588	4	6	38.191	7	5	PORTEIRO	1:40.266	1:40.459	8	+ 0.193
7	6	31.459	5	11	30.632	4	7	38.257	7	7	HUFF	1:40.403	1:40.432	7	+ 0.029
8	7	31.562	7	18	30.659	8	20	38.279	3	2	MULLER	1:40.553	1:41.611	3	+ 1.058
9	12	31.600	7	9	30.703	3	1	38.303	8	1	PRIAULX	1:40.679	1:41.103	4	+ 0.424
10	5	31.610	9	2	30.717	3	12	38.322	7	11	TARQUINI	1:40.701	1:40.880	4	+ 0.179
11	8	31.727	4	8	30.727	3	2	38.377	7	12	MULLER	1:40.860	1:40.868	7	+ 0.008
12	1	31.788	7	20	30.731	5	23	38.429	5	4	ZANARDI	1:40.951	1:41.052	4	+ 0.101
13	23	31.802	7	10	30.776	8	4	38.577	4	23	CORTHALS	1:41.067	1:41.251	6	+ 0.184
14	4	31.811	8	23	30.836	6	11	38.614	4	8	MENU	1:41.089	1:41.259	3	+ 0.170
15	42	31.919	7	12	30.938	8	16	38.618	9	20	CORONEL	1:41.192	1:41.286	5	+ 0.094
16	16	31.923	9	26	30.967	5	8	38.635	3	26	D'ASTE	1:41.603	1:41.844	5	+ 0.241
17	26	31.935	7	16	31.183	5	26	38.701	5	16	TIELEMANS	1:41.724	1:41.825	9	+ 0.101
18	20	32.182	3	42	31.302	5	42	39.073	7	42	ENGSTLER	1:42.294	1:42.500	7	+ 0.206
19	43	32.476	9	43	31.455	7	43	39.138	7	43	ROMANOV	1:43.069	1:43.575	7	+ 0.506
20	13	32.897	5	13	31.989	5	13	39.767	5	13	OKYAY	1:44.653	1:44.653	5	+ 0.000
21	31	10:52.31	1	31	34.718	1	31	42.003	1	31	HERNANDEZ	12:09.031	12:09.031	7	+ 0.000

'Perfect Lap' - 1:39.421



Circuit Length - 3.240 kilometres
Circuito Miguel E. Abed
Puebla

Weather/ Track: Sun 14° / Dry 39°

2008 FIA World Touring Car Championship

GRID FOR RACE 1

ROW 11		13 OKYAY
ROW 10	43 ROMANOV	26 D'ASTE
ROW 9	16 TIELEMANS	42 ENGSTLER
ROW 8	31 HERNANDEZ	4 ZANARDI
ROW 7	23 CORTHALS	2 MULLER
ROW 6	1 PRIAULX	5 PORTEIRO
ROW 5	18 MONTEIRO	7 HUFF
ROW 4	12 MULLER	11 TARQUINI
ROW 3	10 RYDELL	3 FARFUS
ROW 2	8 MENU	20 CORONEL
ROW 1	6 LARINI	9 GENE

POLE



Car 7 drops 5 grid positions, reference Stewards decision 11
 Car 13 allowed to start, reference Stewards decision 10

Puebla
 Circuit Length = 3.2400 km.

Race Director:	Steward:	Timekeeper:
----------------	----------	-------------

2008 FIA World Touring Car Championship

RACE 1 - PROVISIONAL CLASSIFICATION

POS	NO	CL	DRIVER	NAT	CAR	TIME	LAPS	GAP	KPH	BEST
1	9		Jordi GENE	ESP	SEAT Leon TDI	27:12.258	16		114.33	1:41.282
2	10		Rickard RYDELL	SWE	SEAT Leon TDI	27:12.673	16	0.415	114.30	1:41.098
3	6		Nicola LARINI	ITA	Chevrolet Lacetti	27:15.543	16	3.285	114.10	1:41.310
4	20		Tom CORONEL	NED	SEAT Leon	27:17.932	16	5.674	113.93	1:41.510
5	11		Gabriele TARQUINI	ITA	SEAT Leon TDI	27:21.221	16	8.963	113.71	1:41.597
6	12		Yvan MULLER	FRA	SEAT Leon TDI	27:22.387	16	10.129	113.63	1:41.646
7	18		Tiago MONTEIRO	POR	SEAT Leon TDI	27:22.600	16	10.342	113.61	1:41.067
8	8		Alain MENU	SUI	Chevrolet Lacetti	27:25.861	16	13.603	113.39	1:41.536
9	7		Robert HUFF	GBR	Chevrolet Lacetti	27:26.236	16	13.978	113.36	1:41.389
10	1		Andy PRIAULX	GBR	BMW 320si	27:28.416	16	16.158	113.21	1:41.205
11	3		Augusto FARFUS	BRA	BMW 320si	27:29.419	16	17.161	113.14	1:41.755
12	23	I	Pierre-Yves CORTHALS	BEL	SEAT Leon	27:35.075	16	22.817	112.75	1:41.719
13	26	I	Stefano D'ASTE	ITA	BMW 320si	27:35.475	16	23.217	112.73	1:42.156
14	2		Jorg MULLER	GER	BMW 320si	27:35.776	16	23.518	112.71	1:41.607
15	4		Alessandro ZANARDI	ITA	BMW 320si	27:38.346	16	26.088	112.53	1:42.120
16	5		Felix PORTEIRO	ESP	BMW 320si	27:43.707	16	31.449	112.17	1:41.557
17	31	I	Sergio HERNANDEZ	ESP	BMW 320si	27:46.622	16	34.364	111.97	1:42.424
18	42	I	Franz ENGSTLER	GER	BMW 320si	27:50.815	16	38.557	111.69	1:42.647
19	16	I	Olivier TIELEMANS	NED	BMW 320si	28:01.795	16	49.537	110.96	1:43.164
20	43	I	Andrey ROMANOV	RUS	BMW 320si	28:21.206	16	1:08.948	109.70	1:43.604
21	13	I	Ibrahim OKYAY	TUR	BMW 320si	28:58.922	16	1:46.664	107.32	1:46.596

FASTEST LAP

18		Tiago MONTEIRO	SEAT Leon TDI	1:41.067	6	115.40kph	71.71mph
23	I	Pierre-Yves CORTHALS	SEAT Leon	1:41.719	9	114.66kph	71.25mph

Subject to technical scrutineering
Weather/Track: Sun 21°/Dry 47°

Puebla
Circuit Length = 3.2400 km.
Start: 12:18 End: 12:45

Race Director:	Steward:	Timekeeper:
----------------	----------	-------------

2008 FIA World Touring Car Championship RACE 1 - RESULT

POS	NO	CL	DRIVER	NAT	CAR	TIME	LAPS	GAP	KPH	BEST
1	9		Jordi GENE	ESP	SEAT Leon TDI	27:12.258	16		130.39	1:41.282
2	10		Rickard RYDELL	SWE	SEAT Leon TDI	27:12.673	16	0.415	130.35	1:41.098
3	6		Nicola LARINI	ITA	Chevrolet Lacetti	27:15.543	16	3.285	130.12	1:41.310
4	20		Tom CORONEL	NED	SEAT Leon	27:17.932	16	5.674	129.93	1:41.510
5	11		Gabriele TARQUINI	ITA	SEAT Leon TDI	27:21.221	16	8.963	129.67	1:41.597
6	12		Yvan MULLER	FRA	SEAT Leon TDI	27:22.387	16	10.129	129.58	1:41.646
7	18		Tiago MONTEIRO	POR	SEAT Leon TDI	27:22.600	16	10.342	129.57	1:41.067
8	8		Alain MENU	SUI	Chevrolet Lacetti	27:25.861	16	13.603	129.31	1:41.536
9	7		Robert HUFF	GBR	Chevrolet Lacetti	27:26.236	16	13.978	129.28	1:41.389
10	1		Andy PRIAULX	GBR	BMW 320si	27:28.416	16	16.158	129.11	1:41.205
11	3		Augusto FARFUS	BRA	BMW 320si	27:29.419	16	17.161	129.03	1:41.755
12	23	I	Pierre-Yves CORTHALS	BEL	SEAT Leon	27:35.075	16	22.817	128.59	1:41.719
13	26	I	Stefano D'ASTE	ITA	BMW 320si	27:35.475	16	23.217	128.56	1:42.156
14	2		Jorg MULLER	GER	BMW 320si	27:35.776	16	23.518	128.53	1:41.607
15	4		Alessandro ZANARDI	ITA	BMW 320si	27:38.346	16	26.088	128.34	1:42.120
16	5		Felix PORTEIRO	ESP	BMW 320si	27:43.707	16	31.449	127.92	1:41.557
17	31	I	Sergio HERNANDEZ	ESP	BMW 320si	27:46.622	16	34.364	127.70	1:42.424
18	42	I	Franz ENGSTLER	GER	BMW 320si	27:50.815	16	38.557	127.38	1:42.647
19	16	I	Olivier TIELEMANS	NED	BMW 320si	28:01.795	16	49.537	126.55	1:43.164
20	43	I	Andrey ROMANOV	RUS	BMW 320si	28:21.206	16	1:08.948	125.10	1:43.604
21	13	I	Ibrahim OKYAY	TUR	BMW 320si	28:58.922	16	1:46.664	122.39	1:46.596

FASTEST LAP

18	Tiago MONTEIRO	SEAT Leon TDI	1:41.067	6	131.61kph	81.78mph
23	I Pierre-Yves CORTHALS	SEAT Leon	1:41.719	9	130.77kph	81.25mph

Puebla
Circuit Length = 3.2400 km.

Steward:	Steward:	Steward:
----------	----------	----------

2008 FIA World Touring Car Championship

Race 1 - Sector Analysis Report

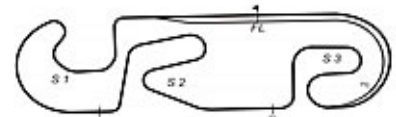
Lap S1 Time S1 Spd S2 Time S2 Spd S3 Time S3 Spd Lap Time Pit Lap S1 Time S1 Spd S2 Time S2 Spd S3 Time S3 Spd Lap Time Pit

1 PRIAULX						GBR		BMW 320si							
1	39.756	151.8	34.064	142.8	39.144	181.8	1:52.964	10	32.019	156.2	31.228	145.1	39.370	181.5	1:42.617
2	32.942	152.1	31.383	144.8	39.030	181.8	1:43.355	11	31.986	154.4	30.746	146.0	38.473	181.5	1:41.205
3	32.539	154.1	31.370	144.0	38.663	181.5	1:42.572	12	32.043	156.2	31.167	145.4	38.623	182.4	1:41.833
4	32.218	153.3	32.801	144.2	38.501	180.3	1:43.520	13	31.893	158.0	31.050	144.8	38.523	183.1	1:41.466
5	32.206	151.6	31.843	143.7	39.145	181.8	1:43.194	14	31.964	155.9	31.095	144.8	38.706	183.1	1:41.765
6	31.835	154.1	31.260	145.4	38.509	181.8	1:41.604	15	33.005	156.5	31.422	144.8	38.701	181.5	1:43.128
7	32.144	155.9	32.186	139.8	39.333	181.5	1:43.663	16	32.050	153.8	31.067	144.2	38.664	181.5	1:41.781
8	31.986	156.8	31.136	144.0	38.915	181.5	1:42.037								
9	32.110	155.0	30.945	145.1	38.657	182.7	1:41.712								

2 MULLER						GER		BMW 320si							
1	48.269	151.8	32.299	145.1	38.683	178.4	1:59.251	10	32.133	156.5	31.149	145.1	38.849	180.6	1:42.131
2	32.175	155.6	30.942	146.0	38.490	182.1	1:41.607	11	32.183	154.4	31.136	145.4	38.720	181.5	1:42.039
3	32.366	155.3	31.222	145.1	38.657	181.2	1:42.245	12	32.096	157.4	31.118	145.1	38.680	181.2	1:41.894
4	32.070	156.5	31.350	144.5	38.467	180.6	1:41.887	13	32.108	157.1	31.047	145.7	38.963	180.9	1:42.118
5	32.283	156.2	31.076	145.7	38.881	182.7	1:42.240	14	32.007	156.5	31.537	145.4	38.741	180.6	1:42.285
6	33.870	152.4	31.191	144.5	38.751	180.6	1:43.812	15	32.086	154.7	31.316	143.7	38.856	181.5	1:42.258
7	33.011	156.2	32.254	144.2	38.879	180.6	1:44.144	16	32.044	155.9	31.133	144.8	38.868	182.1	1:42.045
8	32.663	155.0	31.383	144.0	38.899	179.0	1:42.945								
9	32.219	156.8	31.562	144.5	39.094	180.3	1:42.875								

3 FARFUS						BRA		BMW 320si							
1	37.457	146.1	34.784	142.8	38.950	181.5	1:51.191	10	32.053	156.5	31.260	145.4	38.664	182.4	1:41.977
2	32.392	156.2	31.931	144.5	38.681	181.8	1:43.004	11	32.056	157.1	31.383	144.8	38.897	183.4	1:42.336
3	32.275	155.9	31.279	145.1	38.640	182.4	1:42.194	12	32.036	154.7	32.948	138.4	39.009	182.7	1:43.993
4	32.113	155.3	31.153	145.7	38.799	181.8	1:42.065	13	31.988	156.2	31.138	146.3	38.710	182.7	1:41.836
5	32.207	156.8	31.117	146.0	38.457	183.7	1:41.781	14	32.024	155.0	31.076	146.6	38.655	183.4	1:41.755
6	32.144	157.1	30.979	145.7	38.889	183.1	1:42.012	15	33.437	153.8	31.762	146.9	38.865	184.3	1:44.064
7	32.080	156.8	31.628	144.2	39.015	182.7	1:42.723	16	31.954	156.2	31.079	145.4	39.222	183.4	1:42.255
8	32.357	156.5	31.972	145.4	39.111	181.5	1:43.440								
9	32.503	154.4	31.479	143.7	38.811	182.4	1:42.793								

4 ZANARDI						ITA		BMW 320si							
1	42.600	149.6	32.674	144.8	39.523	180.6	1:54.797	10	32.240	155.6	31.334	144.5	38.737	180.9	1:42.311
2	33.648	152.7	31.622	145.4	39.100	180.9	1:44.370	11	32.209	154.4	31.226	144.2	38.685	181.2	1:42.120
3	32.600	153.8	31.599	143.4	39.068	178.7	1:43.267	12	32.131	156.5	31.143	144.5	38.980	180.6	1:42.254
4	32.224	154.7	32.266	144.5	38.983	179.3	1:43.473	13	32.270	155.3	31.141	144.2	38.884	180.6	1:42.295
5	32.360	154.7	31.148	144.5	38.736	180.9	1:42.244	14	32.086	156.2	31.534	144.0	39.164	179.6	1:42.784
6	32.647	153.6	31.817	140.3	39.283	180.0	1:43.747	15	32.237	155.6	31.218	145.4	38.879	180.0	1:42.334
7	32.380	148.8	31.578	143.4	39.208	179.6	1:43.166	16	32.150	155.6	31.296	144.2	38.992	179.0	1:42.438
8	32.285	154.7	32.542	143.1	39.185	179.3	1:44.012								
9	32.504	156.2	31.399	144.2	38.831	181.2	1:42.734								



Circuit Length - 3.240 kilometres
Circuito Miguel E Abed
Puebla

Weather/ Track: Sun 21° /Dry 47°

2008 FIA World Touring Car Championship

Race 1 - Sector Analysis Report

Lap S1 Time S1 Spd S2 Time S2 Spd S3 Time S3 Spd Lap Time Pit Lap S1 Time S1 Spd S2 Time S2 Spd S3 Time S3 Spd Lap Time Pit

5 PORTEIRO						ESP BMW 320si									
1	39.389	148.0	34.034	143.4	39.230	181.8	1:52.653	10	31.867	155.3	31.022	145.4	38.668	181.8	1:41.557
2	32.743	152.1	31.534	144.0	39.183	182.4	1:43.460	11	32.610	156.5	31.144	144.0	38.582	182.4	1:42.336
3	32.446	154.4	31.331	144.2	38.698	182.4	1:42.475	12	31.918	155.6	31.002	146.0	38.873	181.5	1:41.793
4	32.603	156.8	40.146	144.2	38.829	180.3	1:51.578	13	32.188	155.0			1:12.079	180.0	1:44.267
5	32.378	154.7	31.087	145.1	39.249	181.2	1:42.714	14	32.084	154.4	31.189	144.5	38.874	181.2	1:42.147
6	32.768	155.3	31.271	145.7	38.823	182.4	1:42.862	15	32.099	156.8	31.161	145.4	38.768	181.2	1:42.028
7	33.215	151.3	31.667	143.7	38.623	180.9	1:43.505	16	32.079	156.5	31.768	144.0	39.456	180.0	1:43.303
8	32.019	153.6	32.355	138.7	39.544	181.5	1:43.918								
9	33.013	154.1	31.375	145.1	38.723	181.2	1:43.111								

6 LARINI						ITA Chevrolet Lacetti									
1	35.091	151.8	32.864	145.1	38.776	181.5	1:46.731	10	32.024	148.0	31.238	147.2	38.612	183.4	1:41.874
2	32.450	154.7	31.516	144.2	38.623	182.4	1:42.589	11	32.046	152.1	31.317	146.0	38.491	184.0	1:41.854
3	32.198	151.0	31.121	144.8	38.415	184.0	1:41.734	12	31.780	155.0	30.998	146.9	38.549	185.0	1:41.327
4	32.044	156.2	31.051	145.4	38.545	181.8	1:41.640	13	31.986	151.3	31.659	144.2	38.901	183.7	1:42.546
5	32.132	155.6	31.177	144.0	38.485	183.7	1:41.794	14	31.925	155.9	31.064	145.4	38.321	183.4	1:41.310
6	32.176	156.2	31.306	147.2	38.793	182.1	1:42.275	15	31.905	154.1	31.138	145.7	39.141	184.3	1:42.184
7	32.279	155.6	30.904	145.4	38.743	182.1	1:41.926	16	31.907	154.7	31.518	146.0	38.963	172.4	1:42.388
8	32.103	154.7	31.225	145.7	38.549	183.1	1:41.877								
9	31.936	155.0	30.981	146.0	38.577	183.4	1:41.494								

7 HUFF						GBR Chevrolet Lacetti									
1	37.683	151.3	34.069	144.0	38.984	183.7	1:50.736	10	31.840	157.1	30.935	148.7	38.614	183.7	1:41.389
2	32.514	157.4	32.539	144.5	38.846	184.6	1:43.899	11	31.928	156.2	30.838	148.1	38.839	185.0	1:41.605
3	32.433	157.7	31.282	147.5	38.610	183.7	1:42.325	12	32.130	154.7	31.198	147.2	38.705	183.7	1:42.033
4	31.902	156.2	31.221	146.9	39.612	182.7	1:42.735	13	31.945	155.6	30.888	148.1	38.947	182.7	1:41.780
5	33.276	155.3	33.030	147.8	38.734	183.1	1:45.040	14	31.820	156.8	31.123	147.2	38.936	184.3	1:41.879
6	31.989	156.2	31.114	149.3	38.744	183.7	1:41.847	15	32.209	157.1	31.212	148.1	38.780	184.0	1:42.201
7	32.172	155.6	30.974	148.4	39.077	182.1	1:42.223	16	31.830	156.5	30.961	148.1	39.855	182.1	1:42.646
8	31.875	155.9	31.162	147.8	38.764	182.7	1:41.801								
9	32.167	157.1	31.117	148.1	38.813	184.0	1:42.097								

8 MENU						SUI Chevrolet Lacetti									
1	35.401	154.7	33.579	147.8	38.889	177.5	1:47.869	10	32.323	148.8	31.083	147.8	38.668	181.8	1:42.074
2	32.502	153.6	31.302	146.3	38.808	180.9	1:42.612	11	31.878	153.0	31.120	149.3	38.781	182.7	1:41.779
3	32.246	155.6	31.636	145.4	39.118	180.6	1:43.000	12	31.791	156.8	31.094	149.0	38.651	183.1	1:41.536
4	32.168	155.9	31.375	147.2	38.801	180.6	1:42.344	13	31.814	157.1	31.159	149.3	38.757	183.7	1:41.730
5	31.978	155.0	31.497	148.4	38.730	181.8	1:42.205	14	32.032	155.0	31.202	149.0	42.509	182.1	1:45.743
6	31.811	156.5	31.767	145.7	40.112	182.4	1:43.690	15	32.120	145.9	31.194	149.3	38.675	183.7	1:41.989
7	31.975	155.9	31.134	147.8	38.762	182.4	1:41.871	16	31.824	149.6	31.013	147.2	39.928	182.4	1:42.765
8	32.046	154.1	31.137	148.7	39.270	180.9	1:42.453								
9	31.988	156.8	31.002	148.4	39.211	182.7	1:42.201								



Circuit Length - 3.240 kilometres
Circuito Miguel E Abed
Puebla

Weather/ Track: Sun 21° / Dry 47°

2008 FIA World Touring Car Championship

Race 1 - Sector Analysis Report

Lap	S1 Time	S1 Spd	S2 Time	S2 Spd	S3 Time	S3 Spd	Lap Time	Pit	Lap	S1 Time	S1 Spd	S2 Time	S2 Spd	S3 Time	S3 Spd	Lap Time	Pit
9 GENE ESP SEAT Leon TDI																	
1	34.404	158.0	31.286	150.3	38.697	179.0	1:44.387		10	31.914	158.0	31.098	150.9	38.568	185.3	1:41.580	
2	32.276	151.3	31.093	150.6	38.419	184.3	1:41.788		11	31.971	156.2	31.150	150.9	38.422	185.6	1:41.543	
3	32.136	153.8	30.994	151.2	38.486	185.9	1:41.616		12	32.017	157.4	31.090	148.7	38.678	184.3	1:41.785	
4	31.913	156.8	30.953	151.2	38.416	185.3	1:41.282		13	31.970	157.4	31.310	150.3	38.604	184.0	1:41.884	
5	32.107	159.2	31.213	150.3	38.521	185.0	1:41.841		14	32.645	149.1	31.271	149.6	39.905	185.0	1:43.821	
6	31.865	153.3	31.175	150.0	38.564	184.6	1:41.604		15	31.896	156.8	31.106	150.0	39.027	187.3	1:42.029	
7	32.061	155.0	31.118	150.3	38.855	183.7	1:42.034		16	31.915	152.1	31.115	148.7	38.756	182.7	1:41.786	
8	31.967	155.9	31.015	150.3	38.707	183.7	1:41.689										
9	32.024	158.3	31.062	149.6	38.503	184.6	1:41.589										
10 RYDELL SWE SEAT Leon TDI																	
1	35.580	144.1	31.799	148.4	38.858	181.8	1:46.237		10	31.730	157.7	31.092	149.0	38.854	184.6	1:41.676	
2	32.440	157.4	31.321	148.4	38.692	183.7	1:42.453		11	31.896	155.3	31.071	150.3	38.648	185.6	1:41.615	
3	32.303	155.0	31.105	149.6	38.312	184.6	1:41.720		12	32.326	157.7	31.030	149.6	38.385	185.3	1:41.741	
4	32.218	158.3	31.029	149.6	38.504	184.0	1:41.751		13	31.663	157.4	30.998	150.0	38.437	185.3	1:41.098	
5	31.834	157.1	31.203	149.0	38.727	184.6	1:41.764		14	32.053	158.6	30.948	149.6	38.589	188.6	1:41.590	
6	31.881	156.8	31.823	149.0	38.510	184.3	1:42.214		15	31.948	157.1	31.233	149.6	38.811	188.9	1:41.992	
7	31.784	157.4	31.642	145.7	38.564	183.7	1:41.990		16	32.102	154.7	31.158	149.0	38.583	184.0	1:41.843	
8	31.825	158.0	30.987	149.6	38.615	183.4	1:41.427										
9	31.934	157.4	31.113	149.3	38.515	185.0	1:41.562										
11 TARQUINI ITA SEAT Leon TDI																	
1	37.337	158.6	33.483	148.7	39.218	182.4	1:50.038		10	31.963	155.9	31.181	150.3	38.789	186.3	1:41.933	
2	32.214	154.4	31.441	147.5	38.920	185.3	1:42.575		11	32.256	151.6	31.667	150.6	38.601	187.3	1:42.524	
3	32.096	152.4	31.305	150.0	38.744	186.3	1:42.145		12	31.968	158.9	31.461	151.2	38.723	186.9	1:42.152	
4	32.269	157.7	31.237	150.3	38.720	185.9	1:42.226		13	31.912	155.0	31.136	151.2	38.873	186.9	1:41.921	
5	31.978	158.9	31.303	150.3	38.673	186.3	1:41.954		14	31.900	159.9	31.201	150.9	38.755	187.3	1:41.856	
6	31.977	159.9	31.052	150.6	38.733	186.6	1:41.762		15	32.175	156.8	31.190	150.0	38.726	186.9	1:42.091	
7	31.853	155.6	31.362	150.9	38.617	186.3	1:41.832		16	32.029	154.7	31.578	150.6	38.862	185.0	1:42.469	
8	32.160	153.3	31.336	151.2	38.650	184.6	1:42.146										
9	31.925	156.2	31.161	150.9	38.511	186.6	1:41.597										
12 MULLER FRA SEAT Leon TDI																	
1	37.167	157.7	33.967	147.2	38.734	182.4	1:49.868		10	32.330	147.5	31.189	148.4	38.677	183.7	1:42.196	
2	32.738	154.4	31.301	148.1	39.126	184.6	1:43.165		11	31.996	145.4	31.136	149.3	38.683	183.7	1:41.815	
3	32.216	151.8	31.229	148.4	38.633	184.6	1:42.078		12	31.902	150.2	31.131	148.7	38.613	183.4	1:41.646	
4			1:03.429	147.2		185.3	1:42.136		13	32.021	152.1	31.087	148.1	38.705	184.0	1:41.813	
5	32.271	152.7	31.231	147.2	38.630	185.3	1:42.132		14	31.963	153.8	31.199	148.1	38.776	184.0	1:41.938	
6	32.021	152.7	31.097	147.2	39.935	184.6	1:43.053		15	31.925	158.3	31.663	148.1	38.609	184.6	1:42.197	
7	32.255	148.0	31.234	146.6	38.634	182.7	1:42.123		16	32.038	151.3	31.437	148.1	38.838	183.7	1:42.313	
8	31.960	149.9	31.203	148.4	38.833	183.7	1:41.996										
9	32.194	150.4	31.087	148.4	38.637	182.4	1:41.918										



Circuit Length - 3.240 kilometres
Circuito Miguel E Abed
Puebla

Weather/ Track: Sun 21° /Dry 47°

2008 FIA World Touring Car Championship

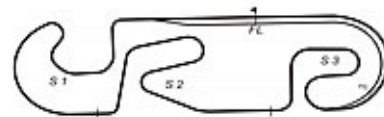
Race 1 - Sector Analysis Report

Lap	S1 Time	S1 Spd	S2 Time	S2 Spd	S3 Time	S3 Spd	Lap Time	Pit	Lap	S1 Time	S1 Spd	S2 Time	S2 Spd	S3 Time	S3 Spd	Lap Time	Pit
13 OKYAY TUR BMW 320si I																	
1	42.574	144.3	35.445	142.2	42.010	172.1	2:00.029		10	33.648	152.4	33.303	140.9	41.343	174.3	1:48.294	
2	35.802	152.7	32.457	142.0	41.216	173.8	1:49.475		11	34.874	152.7	32.480	143.7	39.930	176.7	1:47.284	
3	33.897	153.8	32.979	143.7	40.675	173.8	1:47.551		12	33.275	149.6	33.341	142.2	40.217	177.0	1:46.833	
4	33.872	151.6	32.547	144.5	40.177	174.0	1:46.596		13	33.819	151.0	32.946	142.5	40.319	177.2	1:47.084	
5	34.098	152.4	32.441	143.4	40.235	175.5	1:46.774		14	35.667	150.7	33.053	142.5	42.128	177.0	1:50.848	
6	33.748	147.5	32.825	143.1	40.109	176.4	1:46.682		15	33.397	151.6	33.006	142.8	40.274	176.1	1:46.677	
7	33.501	153.8	34.392	131.1	40.517	173.8	1:48.410		16	36.378	149.6	32.985	144.8	41.088	174.0	1:50.451	
8	33.999	152.7	33.996	135.3	40.494	177.8	1:48.489										
9	33.971	155.3	33.374	142.8	40.100	177.8	1:47.445										

Lap	S1 Time	S1 Spd	S2 Time	S2 Spd	S3 Time	S3 Spd	Lap Time	Pit	Lap	S1 Time	S1 Spd	S2 Time	S2 Spd	S3 Time	S3 Spd	Lap Time	Pit
16 TIELEMANS NED BMW 320si I																	
1	42.751	151.3	33.463	142.8	39.118	180.9	1:55.332		10	32.471	155.0	31.844	143.4	39.047	180.9	1:43.362	
2	33.767	139.4	31.966	145.1	39.201	180.6	1:44.934		11	32.550	155.3	31.962	143.7	39.452	180.9	1:43.964	
3	33.097	155.6	32.492	145.1	38.955	180.9	1:44.544		12	32.541	155.3	32.376	140.6	39.428	180.6	1:44.345	
4	32.569	152.4	32.054	144.8	39.018	180.9	1:43.641		13	33.128	153.8	32.281	139.5	39.393	179.6	1:44.802	
5	32.633	147.7	31.680	145.1	39.444	181.5	1:43.757		14	33.081	155.0	32.643	140.6	39.711	180.3	1:45.435	
6	32.876	150.4	31.370	145.4	38.918	181.8	1:43.164		15	32.559	151.6	33.377	139.2	40.087	180.3	1:46.023	
7	33.381	153.8	32.295	138.9	39.315	180.6	1:44.991		16	33.267	153.6	31.833	145.1	39.463	172.6	1:44.563	
8	34.043	147.7	32.084	142.8	39.098	179.6	1:45.225										
9	32.767	148.8	31.989	145.4	38.957	181.2	1:43.713										

Lap	S1 Time	S1 Spd	S2 Time	S2 Spd	S3 Time	S3 Spd	Lap Time	Pit	Lap	S1 Time	S1 Spd	S2 Time	S2 Spd	S3 Time	S3 Spd	Lap Time	Pit
18 MONTEIRO POR SEAT Leon TDI																	
1	39.053	153.6	33.556	146.3	38.965	185.0	1:51.574		10	32.249	148.0	31.317	150.0	38.462	185.9	1:42.028	
2	32.823	148.8	31.628	150.6	38.756	187.6	1:43.207		11	32.099	151.6	31.151	150.3	38.806	187.6	1:42.056	
3	32.558	142.3	31.436	150.0	38.482	187.9	1:42.476		12	31.632	146.4	31.222	149.3	38.527	186.9	1:41.381	
4	31.977	154.1	31.123	150.9	39.518	185.6	1:42.618		13	32.060	147.2	31.277	150.6	38.439	185.0	1:41.776	
5	32.981	157.1	31.806	151.2	38.576	186.6	1:43.363		14	32.067	153.8	31.199	149.6	38.643	185.3	1:41.909	
6	31.589	160.2	31.021	151.5	38.457	187.6	1:41.067		15	32.002	152.1	31.735	149.6	38.502	185.9	1:42.239	
7	31.514	153.6	31.149	151.2	38.462	188.6	1:41.125		16	32.174	146.7	31.287	148.7	38.801	185.9	1:42.262	
8	31.675	154.7	31.702	151.2	38.467	186.9	1:41.844										
9	31.825	151.3	31.257	150.3	38.593	185.9	1:41.675										

Lap	S1 Time	S1 Spd	S2 Time	S2 Spd	S3 Time	S3 Spd	Lap Time	Pit	Lap	S1 Time	S1 Spd	S2 Time	S2 Spd	S3 Time	S3 Spd	Lap Time	Pit
20 CORONEL NED SEAT Leon																	
1	36.146	154.7	32.214	143.4	38.745	177.2	1:47.105		10	32.207	157.7	31.042	146.3	38.767	178.4	1:42.016	
2	32.502	157.1	31.540	142.0	38.776	178.4	1:42.818		11	32.113	156.2	31.083	145.1	38.505	180.0	1:41.701	
3	32.177	155.9	31.241	142.8	38.628	177.8	1:42.046		12	31.846	155.9	31.076	145.4	38.588	179.6	1:41.510	
4	32.157	155.3	30.762	144.5	38.839	178.4	1:41.758		13	32.044	157.1	31.129	144.5	38.604	180.0	1:41.777	
5	32.118	156.2	31.431	142.8	38.657	179.6	1:42.206		14	32.373	157.1	31.210	145.7	38.868	179.3	1:42.451	
6	31.951	155.9	31.303	144.0	38.580	179.3	1:41.834		15	32.005	155.9	31.181	145.1	39.013	180.3	1:42.199	
7	32.153	156.5	31.331	145.1	38.573	179.0	1:42.057		16	31.946	158.3	31.816	142.2	38.644	177.8	1:42.406	
8	31.989	154.4	31.041	144.0	38.973	178.1	1:42.003										
9	32.177	154.4	30.905	144.0	38.963	179.3	1:42.045										



Weather/ Track: Sun 21° /Dry 47°

Circuit Length - 3.240 kilometres
Circuito Miguel E Abed
Puebla

2008 FIA World Touring Car Championship

Race 1 - Sector Analysis Report

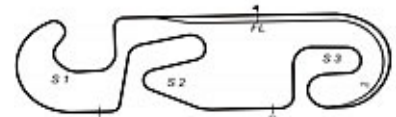
Lap S1 Time S1 Spd S2 Time S2 Spd S3 Time S3 Spd Lap Time Pit Lap S1 Time S1 Spd S2 Time S2 Spd S3 Time S3 Spd Lap Time Pit

23 CORTHALS				BEL				SEAT Leon				I			
1	38.722	152.7	33.819	132.3	39.730	180.9	1:52.271	10	32.029	157.1	31.930	144.8	39.348	182.1	1:43.307
2	32.601	153.6	31.760	143.7	38.903	181.2	1:43.264	11	32.366	155.6	31.189	145.4	38.739	181.2	1:42.294
3	32.390	149.9	31.545	146.0	38.782	181.2	1:42.717	12	32.005	155.9	31.122	146.6	38.664	181.5	1:41.791
4	32.178	155.6	31.375	146.0	38.841	180.6	1:42.394	13	32.121	157.7	31.218	144.8	40.541	180.0	1:43.880
5	32.711	153.0	32.901	143.1	40.060	181.8	1:45.672	14	32.990	155.6	31.425	144.8	38.890	180.9	1:43.305
6	32.124	156.5	31.170	146.0	38.642	181.5	1:41.936	15	32.143	157.4	31.285	145.7	39.056	180.0	1:42.484
7	32.047	155.6	31.069	144.0	38.965	180.6	1:42.081	16	32.192	158.0	31.235	145.4	40.423	180.0	1:43.850
8	32.115	157.1	31.265	144.5	38.730	179.6	1:42.110								
9	32.032	157.1	31.096	144.2	38.591	181.5	1:41.719								

26 D'ASTE				ITA				BMW 320si				I			
1	40.381	152.7	33.809	143.1	39.332	179.6	1:53.522	10	32.371	154.1	31.329	145.1	38.896	179.3	1:42.596
2	32.687	153.0	31.514	144.5	39.039	180.6	1:43.240	11	32.293	154.7	31.057	145.1	38.910	180.6	1:42.260
3	32.797	155.0	31.324	143.7	38.933	180.0	1:43.054	12	32.377	154.1	31.332	144.2	39.171	180.3	1:42.880
4	32.572	152.1	31.968	144.8	38.801	180.0	1:43.341	13	32.312	154.1	31.285	144.2	38.982	180.0	1:42.579
5	32.253	154.1	31.486	144.2	39.844	179.6	1:43.583	14	32.640	153.3	31.091	145.4	38.967	180.3	1:42.698
6	32.193	153.6	31.226	144.2	38.737	180.3	1:42.156	15	32.410	153.6	31.245	144.8	39.086	180.6	1:42.741
7	32.332	153.6	31.171	143.7	39.097	179.0	1:42.600	16	32.495	154.4	31.288	144.0	39.129	180.3	1:42.912
8	32.329	153.3	31.334	144.5	38.931	178.7	1:42.594								
9	32.282	154.7	31.125	144.5	39.312	179.0	1:42.719								

31 HERNANDEZ				ESP				BMW 320si				I			
1	40.835	149.3	33.571	143.4	39.441	178.4	1:53.847	10	32.560	155.3	31.762	142.2	39.227	179.3	1:43.549
2	32.722	149.9	31.427	144.8	39.229	178.7	1:43.378	11	32.308	154.4	31.093	144.5	39.023	180.0	1:42.424
3	32.637	139.4	31.639	144.2	38.828	179.6	1:43.104	12	32.309	155.6	31.354	144.2	39.234	180.3	1:42.897
4	32.451	151.6	32.208	144.2	38.777	179.0	1:43.436	13	33.130	153.8	31.530	142.2	40.141	179.3	1:44.801
5	32.321	154.1	31.282	144.8	39.628	180.3	1:43.231	14	32.331	154.7	31.734	144.0	38.948	180.0	1:43.013
6	34.407	146.9	31.921	142.5	39.021	180.0	1:45.349	15	32.323	156.5	31.677	143.1	39.435	179.0	1:43.435
7	32.478	153.3	31.513	138.9	39.467	179.6	1:43.458	16	32.462	152.7	31.603	142.8	39.486	166.1	1:43.551
8	32.434	154.1	32.501	142.0	39.345	178.4	1:44.280								
9	32.334	156.2	31.418	143.7	39.117	180.3	1:42.869								

42 ENGSTLER				GER				BMW 320si				I			
1	41.242	146.9	33.540	143.7	39.717	178.1	1:54.499	10	32.702	154.7	31.398	144.0	39.388	181.2	1:43.488
2	33.201	145.4	32.070	145.4	39.210	180.6	1:44.481	11	32.498	155.3	31.298	144.2	39.095	180.6	1:42.891
3	33.538	136.4	32.647	143.1	38.939	180.9	1:45.124	12	32.258	156.2	31.454	144.0	38.935	179.6	1:42.647
4	32.676	152.1	31.898	144.5	39.132	180.3	1:43.706	13	32.564	155.3	31.589	143.7	39.621	179.0	1:43.774
5	32.414	146.9	32.002	142.8	39.643	180.0	1:44.059	14	32.369	155.3	31.371	144.2	39.594	180.6	1:43.334
6	32.420	154.1	31.663	142.5	39.151	180.6	1:43.234	15	32.868	155.3	31.815	143.7	39.285	180.6	1:43.968
7	32.451	153.6	31.553	141.4	39.106	180.6	1:43.110	16	32.512	155.0	31.514	144.5	39.637	180.0	1:43.663
8	32.638	155.0	32.549	142.0	39.479	179.6	1:44.666								
9	33.457	146.7	31.838	144.8	38.876	181.5	1:44.171								



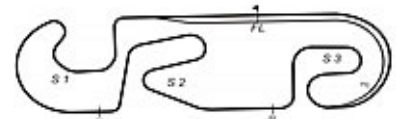
Circuit Length - 3.240 kilometres
Circuito Miguel E Abed
Puebla

Weather/ Track: Sun 21° /Dry 47°

2008 FIA World Touring Car Championship

Race 1 - Sector Analysis Report

Lap	S1 Time	S1 Spd	S2 Time	S2 Spd	S3 Time	S3 Spd	Lap Time Pit	Lap	S1 Time	S1 Spd	S2 Time	S2 Spd	S3 Time	S3 Spd	Lap Time Pit	
43 ROMANOV								RUS BMW 320si								I
1	43.207	132.4	33.475	144.0	39.401	180.3	1:56.083	10	32.909	151.3	32.064	144.8	39.359	179.6	1:44.332	
2	33.460	139.9	32.016	144.5	40.218	181.2	1:45.694	11	32.979	154.1	33.273	144.5	39.503	180.0	1:45.755	
3	32.658	144.8	31.939	145.1	39.007	181.5	1:43.604	12	33.101	151.3	32.587	143.7	40.705	177.8	1:46.393	
4	33.774	153.8	33.387	144.0	39.240	180.0	1:46.401	13	33.155	147.7	32.357	144.0	40.033	180.3	1:45.545	
5	32.849	151.3	32.030	145.1	39.653	180.0	1:44.532	14	33.054	144.3	32.555	142.8	40.038	180.3	1:45.647	
6	33.359	151.8	32.285	144.8	39.571	180.9	1:45.215	15	33.589	153.0	33.532	137.1	40.660	180.3	1:47.781	
7	33.391	145.4	32.546	143.7	39.680	179.6	1:45.617	16	33.879	150.4	33.110	142.2	41.078	179.0	1:48.067	
8	33.167	146.9	32.768	144.2	39.659	179.6	1:45.594									
9	33.080	148.3	32.109	144.2	39.757	180.3	1:44.946									

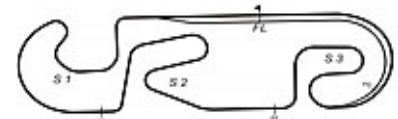


Weather/ Track: Sun 21° /Dry 47°

Circuit Length - 3.240 kilometres
Circuito Miguel E. Abed
Puebla

2008 FIA World Touring Car Championship Race 1 - Best Sector Speeds Report

SECTOR 1				SECTOR 2				SECTOR 3				
POS	NO	NAME	SPEED	LAP	NO	NAME	SPEED	LAP	NO	NAME	SPEED	LAP
1	18	MONTEIRO	160.2	6	18	MONTEIRO	151.5	6	10	RYDELL	188.9	15
2	11	TARQUINI	159.9	6	9	GENE	151.2	3	18	MONTEIRO	188.6	7
3	9	GENE	159.2	5	11	TARQUINI	151.2	8	9	GENE	187.3	15
4	10	RYDELL	158.6	14	10	RYDELL	150.3	11	11	TARQUINI	187.3	11
5	12	MULLER	158.3	15	7	HUFF	149.3	6	12	MULLER	185.3	4
6	20	CORONEL	158.3	16	8	MENU	149.3	11	6	LARINI	185.0	12
7	1	PRIAULX	158.0	13	12	MULLER	149.3	11	7	HUFF	185.0	11
8	23	CORTHALS	158.0	16	6	LARINI	147.2	6	3	FARFUS	184.3	15
9	7	HUFF	157.7	3	3	FARFUS	146.9	15	8	MENU	183.7	13
10	2	MULLER	157.4	12	23	CORTHALS	146.6	12	1	PRIAULX	183.1	13
11	3	FARFUS	157.1	6	20	CORONEL	146.3	10	2	MULLER	182.7	5
12	8	MENU	157.1	13	1	PRIAULX	146.0	11	5	PORTEIRO	182.4	2
13	5	PORTEIRO	156.8	4	2	MULLER	146.0	2	23	CORTHALS	182.1	10
14	4	ZANARDI	156.5	12	5	PORTEIRO	146.0	12	16	TIELEMANS	181.8	6
15	31	HERNANDEZ	156.5	15	4	ZANARDI	145.4	2	42	ENGSTLER	181.5	9
16	6	LARINI	156.2	4	16	TIELEMANS	145.4	6	43	ROMANOV	181.5	3
17	42	ENGSTLER	156.2	12	26	D'ASTE	145.4	14	4	ZANARDI	181.2	9
18	16	TIELEMANS	155.6	3	42	ENGSTLER	145.4	2	26	D'ASTE	180.6	2
19	13	OKYAY	155.3	9	43	ROMANOV	145.1	3	20	CORONEL	180.3	15
20	26	D'ASTE	155.0	3	13	OKYAY	144.8	16	31	HERNANDEZ	180.3	5
21	43	ROMANOV	154.1	11	31	HERNANDEZ	144.8	2	13	OKYAY	177.8	8



Circuit Length - 3.240 kilometres
Circuito Miguel E. Abed
Puebla

Weather/ Track: Sun 21° /Dry 47°

2008 FIA World Touring Car Championship Race 1 - Best Sector Times Report

POS	NO	SECTOR 1		SECTOR 2		SECTOR 3		IDEAL/BEST LAP COMPARISON							
		TIME	LAP	NO	TIME	LAP	NO	TIME	LAP	NO	NAME	IDEAL	BEST	LAP	DIFF
1	18	31.514	7	1	30.746	11	10	38.312	3	10	RYDELL	1:40.923	1:41.098	13	+ 0.175
2	10	31.663	13	20	30.762	4	6	38.321	14	18	MONTEIRO	1:40.974	1:41.067	6	+ 0.093
3	6	31.780	12	7	30.838	11	9	38.416	4	6	LARINI	1:41.005	1:41.310	14	+ 0.305
4	8	31.791	12	6	30.904	7	18	38.439	13	1	PRIAULX	1:41.054	1:41.205	11	+ 0.151
5	7	31.820	14	2	30.942	2	3	38.457	5	20	CORONEL	1:41.113	1:41.510	12	+ 0.397
6	1	31.835	6	10	30.948	14	2	38.467	4	9	GENE	1:41.234	1:41.282	4	+ 0.048
7	20	31.846	12	9	30.953	4	1	38.473	11	7	HUFF	1:41.268	1:41.389	10	+ 0.121
8	11	31.853	7	3	30.979	6	20	38.505	11	3	FARFUS	1:41.390	1:41.755	14	+ 0.365
9	9	31.865	6	5	31.002	12	11	38.511	9	2	MULLER	1:41.416	1:41.607	2	+ 0.191
10	5	31.867	10	8	31.002	9	5	38.582	11	11	TARQUINI	1:41.416	1:41.597	9	+ 0.181
11	12	31.902	12	18	31.021	6	23	38.591	9	8	MENU	1:41.444	1:41.536	12	+ 0.092
12	3	31.954	16	11	31.052	6	12	38.609	15	5	PORTEIRO	1:41.451	1:41.557	10	+ 0.106
13	23	32.005	12	26	31.057	11	7	38.610	3	12	MULLER	1:41.598	1:41.646	12	+ 0.048
14	2	32.007	14	23	31.069	7	8	38.651	12	23	CORTHALS	1:41.665	1:41.719	9	+ 0.054
15	4	32.086	14	12	31.087	9	4	38.685	11	4	ZANARDI	1:41.912	1:42.120	11	+ 0.208
16	26	32.193	6	31	31.093	11	26	38.737	6	26	D'ASTE	1:41.987	1:42.156	6	+ 0.169
17	42	32.258	12	4	31.141	13	31	38.777	4	31	HERNANDEZ	1:42.178	1:42.424	11	+ 0.246
18	31	32.308	11	42	31.298	11	42	38.876	9	42	ENGSTLER	1:42.432	1:42.647	12	+ 0.215
19	16	32.471	10	16	31.370	6	16	38.918	6	16	TIELEMANS	1:42.759	1:43.164	6	+ 0.405
20	43	32.658	3	43	31.939	3	43	39.007	3	43	ROMANOV	1:43.604	1:43.604	3	+ 0.000
21	13	33.275	12	13	32.441	5	13	39.930	11	13	OKYAY	1:45.646	1:46.596	4	+ 0.950

'Perfect Lap' - 1:40.572



Circuit Length - 3.240 kilometres
Circuito Miguel E. Abed
Puebla

Weather/ Track: Sun 21° /Dry 47°

2008 FIA World Touring Car Championship

RACE 1 - LAP CHART

Lap 1			Lap 2			Lap 3			Lap 4			Lap 5		
No	Behind	Laptime	No	Behind	Laptime	No	Behind	Laptime	No	Behind	Laptime	No	Behind	Laptime
9		1:44.387	9		1:41.788	9		1:41.616	9		1:41.282	9		1:41.841
10	1.850	1:46.237	10	2.515	1:42.453	10	2.619	1:41.720	10	3.088	1:41.751	10	3.011	1:41.764
6	2.344	1:46.731	6	3.145	1:42.589	6	3.263	1:41.734	6	3.621	1:41.640	6	3.574	1:41.794
20	2.718	1:47.105	20	3.748	1:42.818	20	4.178	1:42.046	20	4.654	1:41.758	20	5.019	1:42.206
8	3.482	1:47.869	8	4.306	1:42.612	8	5.690	1:43.000	8	6.752	1:42.344	8	7.116	1:42.205
12	5.481	1:49.868	11	6.438	1:42.575	11	6.967	1:42.145	11	7.911	1:42.226	11	8.024	1:41.954
11	5.651	1:50.038	12	6.858	1:43.165	12	7.320	1:42.078	12	8.174	1:42.136	12	8.465	1:42.132
7	6.349	1:50.736	3	8.020	1:43.004	3	8.598	1:42.194	3	9.381	1:42.065	3	9.321	1:41.781
3	6.804	1:51.191	7	8.460	1:43.899	7	9.169	1:42.325	7	10.622	1:42.735	18	12.324	1:43.363
18	7.187	1:51.574	18	8.606	1:43.207	18	9.466	1:42.476	18	10.802	1:42.618	7	13.821	1:45.040
23	7.884	1:52.271	23	9.360	1:43.264	23	10.461	1:42.717	23	11.573	1:42.394	1	14.691	1:43.194
5	8.266	1:52.653	5	9.938	1:43.460	5	10.797	1:42.475	1	13.338	1:43.520	23	15.404	1:45.672
1	8.577	1:52.964	1	10.144	1:43.355	1	11.100	1:42.572	26	14.084	1:43.341	26	15.826	1:43.583
26	9.135	1:53.522	26	10.587	1:43.240	26	12.025	1:43.054	31	14.692	1:43.436	31	16.082	1:43.231
31	9.460	1:53.847	31	11.050	1:43.378	31	12.538	1:43.104	2	15.917	1:41.887	2	16.316	1:42.240
42	10.112	1:54.499	42	12.805	1:44.481	4	14.643	1:43.267	4	16.834	1:43.473	4	17.237	1:42.244
4	10.410	1:54.797	4	12.992	1:44.370	2	15.312	1:42.245	42	18.737	1:43.706	42	20.955	1:44.059
16	10.945	1:55.332	16	14.091	1:44.934	42	16.313	1:45.124	16	19.378	1:43.641	16	21.294	1:43.757
43	11.696	1:56.083	2	14.683	1:41.607	16	17.019	1:44.544	5	21.093	1:51.578	5	21.966	1:42.714
2	14.864	1:59.251	43	15.602	1:45.694	43	17.590	1:43.604	43	22.709	1:46.401	43	25.400	1:44.532
13	15.642	2:00.029	13	23.329	1:49.475	13	29.264	1:47.551	13	34.578	1:46.596	13	39.511	1:46.774

Weather/Track: Sun 21°/Dry 47°

2008 FIA World Touring Car Championship RACE 1 - LAP CHART

(contd.)

Lap 6			Lap 7			Lap 8			Lap 9			Lap 10		
No	Behind	Laptime	No	Behind	Laptime	No	Behind	Laptime	No	Behind	Laptime	No	Behind	Laptime
9		1:41.604	9		1:42.034	9		1:41.689	9		1:41.589	9		1:41.580
10	3.621	1:42.214	10	3.577	1:41.990	10	3.315	1:41.427	10	3.288	1:41.562	10	3.384	1:41.676
6	4.245	1:42.275	6	4.137	1:41.926	6	4.325	1:41.877	6	4.230	1:41.494	6	4.524	1:41.874
20	5.249	1:41.834	20	5.272	1:42.057	20	5.586	1:42.003	20	6.042	1:42.045	20	6.478	1:42.016
11	8.182	1:41.762	11	7.980	1:41.832	11	8.437	1:42.146	11	8.445	1:41.597	11	8.798	1:41.933
8	9.202	1:43.690	8	9.039	1:41.871	8	9.803	1:42.453	8	10.415	1:42.201	8	10.909	1:42.074
3	9.729	1:42.012	12	10.003	1:42.123	12	10.310	1:41.996	12	10.639	1:41.918	12	11.255	1:42.196
12	9.914	1:43.053	3	10.418	1:42.723	18	11.033	1:41.844	18	11.119	1:41.675	18	11.567	1:42.028
18	11.787	1:41.067	18	10.878	1:41.125	3	12.169	1:43.440	3	13.373	1:42.793	3	13.770	1:41.977
7	14.064	1:41.847	7	14.253	1:42.223	7	14.365	1:41.801	7	14.873	1:42.097	7	14.682	1:41.389
1	14.691	1:41.604	23	15.783	1:42.081	23	16.204	1:42.110	23	16.334	1:41.719	1	17.828	1:42.617
23	15.736	1:41.936	1	16.320	1:43.663	1	16.668	1:42.037	1	16.791	1:41.712	23	18.061	1:43.307
26	16.378	1:42.156	26	16.944	1:42.600	26	17.849	1:42.594	26	18.979	1:42.719	26	19.995	1:42.596
2	18.524	1:43.812	4	20.512	1:43.166	2	21.890	1:42.945	2	23.176	1:42.875	2	23.727	1:42.131
4	19.380	1:43.747	2	20.634	1:44.144	4	22.835	1:44.012	4	23.980	1:42.734	4	24.711	1:42.311
31	19.827	1:45.349	31	21.251	1:43.458	31	23.842	1:44.280	31	25.122	1:42.869	31	27.091	1:43.549
42	22.585	1:43.234	42	23.661	1:43.110	42	26.638	1:44.666	5	28.446	1:43.111	5	28.423	1:41.557
16	22.854	1:43.164	5	24.695	1:43.505	5	26.924	1:43.918	42	29.220	1:44.171	42	31.128	1:43.488
5	23.224	1:42.862	16	25.811	1:44.991	16	29.347	1:45.225	16	31.471	1:43.713	16	33.253	1:43.362
43	29.011	1:45.215	43	32.594	1:45.617	43	36.499	1:45.594	43	39.856	1:44.946	43	42.608	1:44.332
13	44.589	1:46.682	13	50.965	1:48.410	13	57.765	1:48.489	13	1:03.621	1:47.445	13	1:10.335	1:48.294

Weather/Track: Sun 21°/Dry 47°

2008 FIA World Touring Car Championship RACE 1 - LAP CHART

(contd.)

Lap 11			Lap 12			Lap 13			Lap 14			Lap 15		
No	Behind	Laptime	No	Behind	Laptime	No	Behind	Laptime	No	Behind	Laptime	No	Behind	Laptime
9		1:41.543	9		1:41.785	9		1:41.884	9		1:43.821	9		1:42.029
10	3.456	1:41.615	10	3.412	1:41.741	10	2.626	1:41.098	10	0.395	1:41.590	10	0.358	1:41.992
6	4.835	1:41.854	6	4.377	1:41.327	6	5.039	1:42.546	6	2.528	1:41.310	6	2.683	1:42.184
20	6.636	1:41.701	20	6.361	1:41.510	20	6.254	1:41.777	20	4.884	1:42.451	20	5.054	1:42.199
11	9.779	1:42.524	11	10.146	1:42.152	11	10.183	1:41.921	11	8.218	1:41.856	11	8.280	1:42.091
8	11.145	1:41.779	8	10.896	1:41.536	8	10.742	1:41.730	12	9.434	1:41.938	12	9.602	1:42.197
12	11.527	1:41.815	12	11.388	1:41.646	12	11.317	1:41.813	18	9.656	1:41.909	18	9.866	1:42.239
18	12.080	1:42.056	18	11.676	1:41.381	18	11.568	1:41.776	8	12.664	1:45.743	8	12.624	1:41.989
3	14.563	1:42.336	7	14.992	1:42.033	7	14.888	1:41.780	7	12.946	1:41.879	7	13.118	1:42.201
7	14.744	1:41.605	3	16.771	1:43.993	3	16.723	1:41.836	3	14.657	1:41.755	1	16.163	1:43.128
1	17.490	1:41.205	1	17.538	1:41.833	1	17.120	1:41.466	1	15.064	1:41.765	3	16.692	1:44.064
23	18.812	1:42.294	23	18.818	1:41.791	23	20.814	1:43.880	23	20.298	1:43.305	23	20.753	1:42.484
26	20.712	1:42.260	26	21.807	1:42.880	26	22.502	1:42.579	26	21.379	1:42.698	26	22.091	1:42.741
2	24.223	1:42.039	2	24.332	1:41.894	2	24.566	1:42.118	2	23.030	1:42.285	2	23.259	1:42.258
4	25.288	1:42.120	4	25.757	1:42.254	4	26.168	1:42.295	4	25.131	1:42.784	4	25.436	1:42.334
31	27.972	1:42.424	31	29.084	1:42.897	5	31.607	1:44.267	5	29.933	1:42.147	5	29.932	1:42.028
5	29.216	1:42.336	5	29.224	1:41.793	31	32.001	1:44.801	31	31.193	1:43.013	31	32.599	1:43.435
42	32.476	1:42.891	42	33.338	1:42.647	42	35.228	1:43.774	42	34.741	1:43.334	42	36.680	1:43.968
16	35.674	1:43.964	16	38.234	1:44.345	16	41.152	1:44.802	16	42.766	1:45.435	16	46.760	1:46.023
43	46.820	1:45.755	43	51.428	1:46.393	43	55.089	1:45.545	43	56.915	1:45.647	43	1:02.667	1:47.781
13	1:16.076	1:47.284	13	1:21.124	1:46.833	13	1:26.324	1:47.084	13	1:33.351	1:50.848	13	1:37.999	1:46.677

Weather/Track: Sun 21°/Dry 47°

**2008 FIA World Touring Car Championship
RACE 1 - LAP CHART**

(contd.)

Lap 16			Lap 17			Lap 18			Lap 19			Lap 20		
No	Behind	Laptime	No	Behind	Laptime	No	Behind	Laptime	No	Behind	Laptime	No	Behind	Laptime
9		1:41.786												
10	0.415	1:41.843												
6	3.285	1:42.388												
20	5.674	1:42.406												
11	8.963	1:42.469												
12	10.129	1:42.313												
18	10.342	1:42.262												
8	13.603	1:42.765												
7	13.978	1:42.646												
1	16.158	1:41.781												
3	17.161	1:42.255												
23	22.817	1:43.850												
26	23.217	1:42.912												
2	23.518	1:42.045												
4	26.088	1:42.438												
5	31.449	1:43.303												
31	34.364	1:43.551												
42	38.557	1:43.663												
16	49.537	1:44.563												
43	1:08.948	1:48.067												
13	1:46.664	1:50.451												

2008 FIA World Touring Car Championship

GRID FOR RACE 2

ROW 11	13 OKYAY	43 ROMANOV
ROW 10	16 TIELEMANS	42 ENGSTLER
ROW 9	31 HERNANDEZ	5 PORTEIRO
ROW 8	4 ZANARDI	2 MULLER
ROW 7	26 D'ASTE	23 CORTHALS
ROW 6	3 FARFUS	1 PRIAULX
ROW 5	7 HUFF	9 GENE
ROW 4	10 RYDELL	6 LARINI
ROW 3	20 CORONEL	11 TARQUINI
ROW 2	12 MULLER	18 MONTEIRO
ROW 1	8 MENU	

POLE



Weather/Track: Sun 21°/Dry 47°

Puebla
Circuit Length = 3.2400 km.
Start: 12:18 End: 12:45

Race Director:

Steward:

Timekeeper:

2008 FIA World Touring Car Championship RACE 2 - PROVISIONAL CLASSIFICATION

POS	NO	CL	DRIVER	NAT	CAR	TIME	LAPS	GAP	KPH	BEST
1	18		Tiago MONTEIRO	POR	SEAT Leon TDI	27:40.930	16		128.14	1:42.797
2	10		Rickard RYDELL	SWE	SEAT Leon TDI	27:45.355	16	4.425	127.80	1:42.563
3	11		Gabriele TARQUINI	ITA	SEAT Leon TDI	27:46.205	16	5.275	127.73	1:42.825
4	12		Yvan MULLER	FRA	SEAT Leon TDI	27:46.943	16	6.013	127.67	1:42.418
5	9		Jordi GENE	ESP	SEAT Leon TDI	27:49.844	16	8.914	127.45	1:42.524
6	20		Tom CORONEL	NED	SEAT Leon	27:52.148	16	11.218	127.28	1:42.774
7	8		Alain MENU	SUI	Chevrolet Lacetti	27:54.527	16	13.597	127.10	1:42.656
8	1		Andy PRIAULX	GBR	BMW 320si	27:55.176	16	14.246	127.05	1:43.145
9	7		Robert HUFF	GBR	Chevrolet Lacetti	27:55.486	16	14.556	127.02	1:42.960
10	3		Augusto FARFUS	BRA	BMW 320si	27:55.959	16	15.029	126.99	1:43.269
11	4		Alessandro ZANARDI	ITA	BMW 320si	28:00.059	16	19.129	126.68	1:43.484
12	2		Jorg MULLER	GER	BMW 320si	28:01.656	16	20.726	126.56	1:42.983
13	23	I	Pierre-Yves CORTHALS	BEL	SEAT Leon	28:08.191	16	27.261	126.07	1:43.585
14	26	I	Stefano D'ASTE	ITA	BMW 320si	28:13.670	16	32.740	125.66	1:44.188
15	31	I	Sergio HERNANDEZ	ESP	BMW 320si	28:14.792	16	33.862	125.58	1:43.988
16	42	I	Franz ENGSTLER	GER	BMW 320si	28:35.067	16	54.137	124.09	1:44.483
17	16	I	Olivier TIELEMANS	NED	BMW 320si	28:45.072	16	1:04.142	123.37	1:45.860
18	43	I	Andrey ROMANOV	RUS	BMW 320si	28:49.419	16	1:08.489	123.06	1:45.967
19	13	I	Ibrahim OKYAY	TUR	BMW 320si	28:03.599	15	1 LAP	118.51	1:47.815
20	5		Felix PORTEIRO	ESP	BMW 320si	23:17.637	13	3 LAPS	123.72	1:43.121
NOT CLASSIFIED										
6			Nicola LARINI	ITA	Chevrolet Lacetti	18:07.773	10	D.N.F.	122.28	1:43.335
FASTEST LAP										
12			Yvan MULLER		SEAT Leon TDI	1:42.418	14	129.88kph	80.70mph	
23	I		Pierre-Yves CORTHALS		SEAT Leon	1:43.585	8	128.41kph	79.79mph	

Subject to technical scrutineering
Weather/Track: Sun 24°/Dry 53°

Curitiba
Circuit Length = 3.6950 km.
Start: 15:18 End: 15:45

Race Director:	Steward:	Timekeeper:
----------------	----------	-------------

2008 FIA World Touring Car Championship RACE 2 - RESULT

POS	NO	CL	DRIVER	NAT	CAR	TIME	LAPS	GAP	KPH	BEST
1	18		Tiago MONTEIRO	POR	SEAT Leon TDI	27:40.930	16		128.14	1:42.797
2	10		Rickard RYDELL	SWE	SEAT Leon TDI	27:45.355	16	4.425	127.80	1:42.563
3	11		Gabriele TARQUINI	ITA	SEAT Leon TDI	27:46.205	16	5.275	127.73	1:42.825
4	12		Yvan MULLER	FRA	SEAT Leon TDI	27:46.943	16	6.013	127.67	1:42.418
5	9		Jordi GENE	ESP	SEAT Leon TDI	27:49.844	16	8.914	127.45	1:42.524
6	20		Tom CORONEL	NED	SEAT Leon	27:52.148	16	11.218	127.28	1:42.774
7	8		Alain MENU	SUI	Chevrolet Lacetti	27:54.527	16	13.597	127.10	1:42.656
8	1		Andy PRIAULX	GBR	BMW 320si	27:55.176	16	14.246	127.05	1:43.145
9	7		Robert HUFF	GBR	Chevrolet Lacetti	27:55.486	16	14.556	127.02	1:42.960
10	3		Augusto FARFUS	BRA	BMW 320si	27:55.959	16	15.029	126.99	1:43.269
11	4		Alessandro ZANARDI	ITA	BMW 320si	28:00.059	16	19.129	126.68	1:43.484
12	2		Jorg MULLER	GER	BMW 320si	28:01.656	16	20.726	126.56	1:42.983
13	23	I	Pierre-Yves CORTHALS	BEL	SEAT Leon	28:08.191	16	27.261	126.07	1:43.585
14	26	I	Stefano D'ASTE	ITA	BMW 320si	28:13.670	16	32.740	125.66	1:44.188
15	31	I	Sergio HERNANDEZ	ESP	BMW 320si	28:14.792	16	33.862	125.58	1:43.988
16	42	I	Franz ENGSTLER	GER	BMW 320si	28:35.067	16	54.137	124.09	1:44.483
17	16	I	Olivier TIELEMANS	NED	BMW 320si	28:45.072	16	1:04.142	123.37	1:45.860
18	43	I	Andrey ROMANOV	RUS	BMW 320si	28:49.419	16	1:08.489	123.06	1:45.967
19	13	I	Ibrahim OKYAY	TUR	BMW 320si	28:03.599	15	1 LAP	118.51	1:47.815
20	5		Felix PORTEIRO	ESP	BMW 320si	23:17.637	13	3 LAPS	123.72	1:43.121
NOT CLASSIFIED										
6			Nicola LARINI	ITA	Chevrolet Lacetti	18:07.773	10	D.N.F.	122.28	1:43.335
FASTEST LAP										
12			Yvan MULLER		SEAT Leon TDI	1:42.418	14	129.88kph	80.70mph	
23	I		Pierre-Yves CORTHALS		SEAT Leon	1:43.585	8	128.41kph	79.79mph	

Puebla
Circuit Length = 3.2400 km.

Steward:	Steward:	Steward:
----------	----------	----------

2008 FIA World Touring Car Championship

Race 2 - Sector Analysis Report

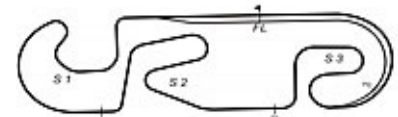
Lap S1 Time S1 Spd S2 Time S2 Spd S3 Time S3 Spd Lap Time Pit Lap S1 Time S1 Spd S2 Time S2 Spd S3 Time S3 Spd Lap Time Pit

1 PRIAULX						GBR		BMW 320si							
1	43.477	152.1	32.220	144.5	40.539	179.6	1:56.236	10	32.745	155.9	31.912	143.4	39.263	182.4	1:43.920
2	33.267	149.9	31.569	144.5	39.256	181.5	1:44.092	11	32.843	155.6	31.904	143.7	39.530	181.8	1:44.277
3	33.072	143.8	32.304	144.2	39.251	182.4	1:44.627	12	32.741	153.3	31.623	144.0	39.291	181.2	1:43.655
4	32.682	154.1	31.420	143.4	39.168	182.1	1:43.270	13	32.459	155.0	31.536	145.1	39.150	181.5	1:43.145
5	32.956	148.5	31.373	143.7	38.966	181.8	1:43.295	14	32.443	153.0	31.881	145.1	40.311	179.3	1:44.635
6	32.836	155.3	31.431	141.7	39.626	181.8	1:43.893	15	32.622	155.6	32.240	145.1	39.450	181.2	1:44.312
7	32.496	153.8	31.618	144.0	39.098	181.8	1:43.212	16	32.399	153.8	31.961	144.0	39.139	181.8	1:43.499
8	32.521	150.4	31.585	143.7	39.265	182.1	1:43.371								
9	33.851	143.8	32.653	142.0	39.233	182.1	1:45.737								

2 MULLER						GER		BMW 320si							
1	45.925	153.8	33.067	144.0	39.228	182.1	1:58.220	10	32.688	155.3	31.779	145.1	39.026	180.9	1:43.493
2	34.607	151.6	31.306	144.5	39.226	180.6	1:45.139	11	32.788	153.0	31.423	144.8	39.898	181.5	1:44.109
3	32.771	153.6	31.641	144.5	39.141	181.8	1:43.553	12	32.534	151.3	31.893	144.2	39.033	182.1	1:43.460
4	32.776	153.6	31.840	144.2	39.185	181.5	1:43.801	13	34.542	153.3	31.579	144.5	39.151	179.6	1:45.272
5	34.354	150.7	33.085	139.2	39.008	180.3	1:46.447	14	32.830	153.8	31.567	145.1	39.834	180.0	1:44.231
6	32.926	153.6	32.255	139.8	39.885	179.3	1:45.066	15	32.758	155.9	31.424	145.1	39.099	180.9	1:43.281
7	32.769	154.4	31.543	144.2	39.355	179.6	1:43.667	16	32.514	154.4	31.485	144.2	38.984	181.5	1:42.983
8	32.492	154.4	31.840	141.7	39.215	179.6	1:43.547								
9	34.113	153.6	31.886	144.2	39.388	180.3	1:45.387								

3 FARFUS						BRA		BMW 320si							
1	43.701	148.3	32.510	144.5	40.220	183.1	1:56.431	10	32.583	153.0	32.218	143.4	39.174	182.7	1:43.975
2	34.147	148.8	31.695	145.1	39.190	183.1	1:45.032	11	32.602	152.4	31.906	145.7	39.592	183.7	1:44.100
3	32.691	149.1	31.839	145.1	39.194	182.7	1:43.724	12	32.793	154.1	34.039	136.3	39.116	182.4	1:45.948
4	32.729	153.3	32.342	140.3	39.186	183.4	1:44.257	13	32.640	156.2	31.790	145.7	39.039	181.8	1:43.469
5	32.849	152.1	32.524	144.2	38.980	183.1	1:44.353	14	32.706	155.6	31.636	145.1	38.945	182.1	1:43.287
6	32.778	153.3	31.431	145.1	39.118	182.1	1:43.327	15	32.466	155.3	32.452	145.4	38.871	184.0	1:43.789
7	32.652	153.6	31.680	144.5	39.491	181.8	1:43.823	16	32.471	156.2	31.700	144.5	39.098	183.4	1:43.269
8	32.542	155.0	31.762	144.5	39.142	181.8	1:43.446								
9	32.695	152.4	31.804	145.7	39.230	182.7	1:43.729								

4 ZANARDI						ITA		BMW 320si							
1	44.818	149.1	32.509	143.4	40.114	180.3	1:57.441	10	32.638	153.8	32.109	143.1	39.264	179.3	1:44.011
2	33.529	147.5	31.745	143.7	39.770	180.3	1:45.044	11	32.634	154.4	33.389	133.0	39.845	179.3	1:45.868
3	32.950	153.3	31.754	144.2	39.471	179.6	1:44.175	12	32.780	154.1	31.513	144.0	39.301	180.6	1:43.594
4	32.692	153.0	31.777	142.5	39.283	180.3	1:43.752	13	32.588	155.3	31.919	144.5	39.233	179.3	1:43.740
5	32.694	153.8	32.116	143.1	39.355	180.0	1:44.165	14	32.522	155.0	31.716	144.0	39.246	179.6	1:43.484
6	32.732	154.7	31.756	143.7	39.635	179.6	1:44.123	15	32.530	155.9	31.701	144.2	39.253	180.0	1:43.484
7	32.523	154.4	32.197	140.0	39.325	179.3	1:44.045	16	32.463	154.1	31.835	142.2	39.466	180.0	1:43.764
8	33.454	146.9	31.818	143.7	39.202	181.2	1:44.474								
9	33.028	154.4	31.723	144.2	40.144	178.1	1:44.895								



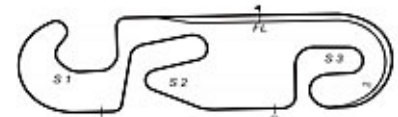
Circuit Length - 3.240 kilometres
Circuito Miguel E Abed
Puebla

Weather/ Track: Sun 24° /Dry 53°

2008 FIA World Touring Car Championship

Race 2 - Sector Analysis Report

Lap	S1 Time	S1 Spd	S2 Time	S2 Spd	S3 Time	S3 Spd	Lap Time	Pit	Lap	S1 Time	S1 Spd	S2 Time	S2 Spd	S3 Time	S3 Spd	Lap Time	Pit
5 PORTEIRO ESP BMW 320si																	
1	45.503	147.2	34.157	142.2	39.505	180.3	1:59.165		8	32.715	154.7	31.664	143.7	39.128	180.0	1:43.507	
2	34.183	149.9	32.905	142.8	39.003	181.8	1:46.091		9	32.631	155.9	31.603	145.1	39.225	180.6	1:43.459	
3	32.969	146.4	31.907	142.2	39.170	179.6	1:44.046		10	32.637	152.7	32.566	144.8	39.357	177.2	1:44.560	
4	32.708	153.8	31.475	144.0	38.938	180.9	1:43.121		11	32.911	153.6	31.716	144.5	39.452	180.9	1:44.079	
5	32.766	152.7	32.525	143.4	38.922	180.3	1:44.213		12	32.677	155.0			1:12.256	169.9	1:44.933	
6	32.622	153.6	31.517	144.8	38.999	180.6	1:43.138		13	32.737	155.6			1:41.269		2:14.006	Pit
7	32.505	153.8	31.669	143.4	39.145	181.8	1:43.319										
6 LARINI ITA Chevrolet Lacetti																	
1	42.850	151.3	31.928	146.0	39.692	180.3	1:54.470		7	32.570	151.3	31.666	144.2	39.099	181.2	1:43.335	
2	33.313	152.4	31.891	146.3	39.388	181.5	1:44.592		8	32.470	155.3	31.589	145.1	39.278	181.5	1:43.337	
3	33.431	151.8	31.922	144.8	39.230	182.1	1:44.583		9	33.712	149.6	32.172	145.4	39.032	181.2	1:44.916	
4	32.529	151.6	32.006	144.5	39.033	181.5	1:43.568		10	32.660	151.0	42.337	99.4	1:06.266		2:21.263	Pit
5	32.510	153.0	31.547	145.7	39.430	180.9	1:43.487										
6	32.573	153.8	32.275	144.2	39.374	181.2	1:44.222										
7 HUFF GBR Chevrolet Lacetti																	
1	44.582	151.3	32.308	143.1	39.809	180.9	1:56.699		10	32.494	155.9	31.680	144.5	39.174	182.1	1:43.348	
2	32.998	142.6	31.540	145.7	39.485	181.5	1:44.023		11	32.687	154.4	32.378	146.0	39.479	182.4	1:44.544	
3	32.622	152.1	31.637	143.7	39.391	182.1	1:43.650		12	34.400	154.7	31.747	148.4	39.214	183.7	1:45.361	
4	32.337	152.7	31.707	146.6	39.207	182.4	1:43.251		13	32.440	154.1	31.937	146.9	38.931	182.7	1:43.308	
5	34.189	151.3	32.403	144.5	39.236	180.9	1:45.828		14	32.378	156.8	31.277	146.9	40.003	183.1	1:43.658	
6	32.658	153.6	31.336	145.1	39.176	182.4	1:43.170		15	32.790	154.7	31.998	146.9	39.505	181.8	1:44.293	
7	32.484	153.0	31.419	145.7	39.057	182.7	1:42.960		16	32.642	154.1	31.695	146.6	39.251	182.7	1:43.588	
8	32.455	153.0	31.417	145.4	39.258	181.2	1:43.130										
9	33.112	153.0	31.965	141.7	39.598	180.9	1:44.675										
8 MENU SUI Chevrolet Lacetti																	
1	40.443	143.8	31.890	146.6	39.894	178.1	1:52.227		10	32.661	148.8	33.074	147.5	38.999	181.8	1:44.734	
2	33.261	149.9	31.674	146.0	39.368	180.0	1:44.303		11	33.503	154.4	33.012	146.6	41.889	182.7	1:48.404	
3	32.753	151.0	31.565	146.9	39.471	180.0	1:43.789		12	32.430	147.7	32.045	146.0	39.176	181.5	1:43.651	
4	32.694	148.0	31.565	147.2	39.174	180.6	1:43.433		13	32.321	148.3	31.907	147.5	39.006	182.7	1:43.234	
5	32.636	151.0	31.464	146.3	39.090	179.6	1:43.190		14	32.268	145.4	31.426	147.2	38.962	181.8	1:42.656	
6	33.118	153.3	31.920	147.2	39.254	181.2	1:44.292		15	32.314	153.0	33.129	146.3	39.186	182.7	1:44.629	
7	32.942	153.0	32.005	146.6	39.195	179.0	1:44.142		16	32.649	145.6	31.825	144.5	39.127	182.1	1:43.601	
8	32.795	148.8	31.821	146.6	39.603	181.2	1:44.219										
9	33.468	143.6	31.345	146.9	39.210	181.8	1:44.023										



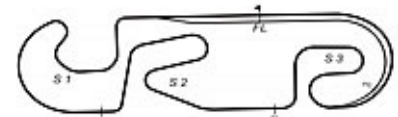
Circuit Length - 3.240 kilometres
Circuito Miguel E Abed
Puebla

Weather/ Track: Sun 24° / Dry 53°

2008 FIA World Touring Car Championship

Race 2 - Sector Analysis Report

Lap	S1 Time	S1 Spd	S2 Time	S2 Spd	S3 Time	S3 Spd	Lap Time	Pit	Lap	S1 Time	S1 Spd	S2 Time	S2 Spd	S3 Time	S3 Spd	Lap Time	Pit
9 GENE ESP SEAT Leon TDI																	
1	41.734	144.6	32.176	149.0	39.765	185.9	1:53.675		10	32.598	157.7	32.529	145.7	38.878	186.6	1:44.005	
2	33.250	149.1	31.906	148.7	39.371	185.6	1:44.527		11	34.094	157.1	32.353	146.3	39.300	184.0	1:45.747	
3	33.037	151.0	31.599	148.4	39.290	183.7	1:43.926		12	32.351	148.3	31.230	149.0	38.943	184.0	1:42.524	
4	33.123	157.1	31.927	147.8	38.969	184.0	1:44.019		13	32.306	155.6	31.751	147.8	39.024	183.7	1:43.081	
5	32.526	145.9	31.812	148.4	39.086	185.6	1:43.424		14	32.564	155.0	32.276	147.8	38.884	185.3	1:43.724	
6	32.286	156.2	31.600	148.4	39.020	183.1	1:42.906		15	32.283	151.3	31.528	148.7	38.789	186.3	1:42.600	
7	32.721	152.7	32.184	147.8	39.117	183.4	1:44.022		16	32.313	152.1	32.021	147.8	39.265	184.3	1:43.599	
8	33.076	143.6	31.684	149.0	39.525	183.7	1:44.285										
9	32.803	153.6	31.718	146.6	39.259	183.4	1:43.780										
10 RYDELL SWE SEAT Leon TDI																	
1	41.106	144.6	31.903	148.7	40.217	180.3	1:53.226		10	32.370	153.0	32.071	147.2	38.854	183.4	1:43.295	
2	33.276	152.7	31.830	147.8	39.363	187.3	1:44.469		11	32.155	150.4	31.730	148.1	38.942	186.9	1:42.827	
3	33.044	153.6	31.667	147.5	39.090	185.0	1:43.801		12	32.246	153.8	31.617	147.8	39.087	185.3	1:42.950	
4	33.478	151.8	31.517	148.7	39.031	185.3	1:44.026		13	32.337	154.4	31.626	148.7	39.086	185.3	1:43.049	
5	32.271	156.2	31.604	146.9	38.688	185.0	1:42.563		14	32.409	151.6	31.533	148.7	38.775	183.1	1:42.717	
6	32.803	155.3	31.782	147.2	39.046	185.6	1:43.631		15	33.364	157.7	31.785	150.3	38.755	186.9	1:43.904	
7	32.884	148.0	32.333	148.1	38.969	185.6	1:44.186		16	32.166	150.2	31.768	148.4	38.668	183.4	1:42.602	
8	33.322	153.6	31.457	148.4	39.074	185.3	1:43.853										
9	33.523	149.6	31.590	148.7	39.143	185.6	1:44.256										
11 TARQUINI ITA SEAT Leon TDI																	
1	40.879	153.0	31.817	148.1	40.190	182.1	1:52.886		10	32.515	154.4	31.803	148.4	39.154	185.3	1:43.472	
2	33.008	156.2	31.796	148.4	39.475	182.7	1:44.279		11	32.692	150.7	31.594	150.6	38.941	185.9	1:43.227	
3	32.663	150.2	31.650	149.0	39.448	183.4	1:43.761		12	32.366	155.0	31.568	150.6	39.016	185.6	1:42.950	
4	32.504	155.0	31.669	148.1	39.090	185.6	1:43.263		13	32.470	156.8	31.591	149.3	39.001	184.6	1:43.062	
5	32.502	154.4	31.622	147.8	39.091	185.0	1:43.215		14	33.108	147.7	31.970	147.5	39.268	185.3	1:44.346	
6	32.431	157.1	31.733	148.4	39.138	184.6	1:43.302		15	32.308	154.4	32.015	148.4	38.995	186.3	1:43.318	
7	32.704	153.3	31.616	148.1	39.170	183.7	1:43.490		16	32.210	158.3	31.672	147.8	38.943	186.3	1:42.825	
8	32.646	153.6	32.800	149.0	39.219	184.6	1:44.665										
9	33.439	152.7	31.705	149.0	39.000	184.6	1:44.144										
12 MULLER FRA SEAT Leon TDI																	
1	41.643	150.7	31.704	147.8	39.938	183.4	1:53.285		10	32.569	143.3	32.548	147.2	39.032	183.1	1:44.149	
2	32.925	152.4	31.754	147.2	39.579	185.0	1:44.258		11	32.937	151.3	32.070	147.5	38.828	180.9	1:43.835	
3	32.915	146.4	31.729	147.5	39.012	185.3	1:43.656		12	32.240	150.7	31.283	146.9	39.192	181.5	1:42.715	
4	32.638	146.4	31.709	146.6	39.087	181.2	1:43.434		13	32.317	149.3	31.572	147.5	38.845	183.1	1:42.734	
5	32.546	144.6	31.418	146.3	39.269	182.4	1:43.233		14	32.360	153.3	31.430	148.7	38.628	185.3	1:42.418	
6	32.587	154.4	31.836	145.4	39.080	183.1	1:43.503		15	32.136	149.6	31.821	147.2	39.021	184.3	1:42.978	
7	33.004	147.2	32.105	147.2	39.062	181.5	1:44.171		16	32.352	146.1	31.957	145.7	38.886	173.8	1:43.195	
8			1:04.656	146.6		180.0	1:44.793										
9	33.670	139.2	31.748	147.5	39.168	180.0	1:44.586										



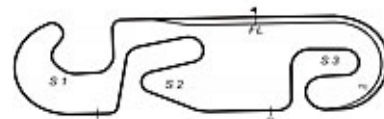
Circuit Length - 3.240 kilometres
Circuito Miguel E Abed
Puebla

Weather/ Track: Sun 24° / Dry 53°

2008 FIA World Touring Car Championship

Race 2 - Sector Analysis Report

Lap	S1 Time	S1 Spd	S2 Time	S2 Spd	S3 Time	S3 Spd	Lap Time	Pit	Lap	S1 Time	S1 Spd	S2 Time	S2 Spd	S3 Time	S3 Spd	Lap Time	Pit
13 OKYAY TUR BMW 320si I																	
1	48.094	141.8	33.412	142.0	41.905	176.4	2:03.411		9	34.410	153.0	33.923	142.8	41.024	174.9	1:49.357	
2	33.862	142.8	33.262	140.6	46.339	171.2	1:53.463		10	37.255	143.3	34.215	142.5	40.483	177.0	1:51.953	
3	34.621	152.4	34.650	138.9	40.602	176.7	1:49.873		11	34.340	154.1	34.567	137.1	41.216	177.0	1:50.123	
4	34.297	154.1	33.574	141.4	40.868	177.0	1:48.739		12	36.870	149.9	33.479	143.1	40.682	174.9	1:51.031	
5	33.726	141.1	33.519	142.8	41.148	174.3	1:48.393		13	37.368	146.1	33.876	141.7	42.538	173.5	1:53.782	
6	34.557	154.4	34.115	140.6	41.049	175.8	1:49.721		14	34.875	146.9	33.451	142.2	42.969	167.2	1:51.295	
7	34.613	153.0	34.786	134.8	40.385	176.7	1:49.784		15	35.791	143.6	44.989	112.8	44.079	175.2	2:04.859	
8	33.943	153.3	33.238	142.5	40.634	175.8	1:47.815										
16 TIELEMANS NED BMW 320si I																	
1	46.739	136.8	34.174	144.0	39.813	180.3	2:00.726		10	33.931	150.4	33.797	137.9	41.658	179.3	1:49.386	
2	34.277	148.8	32.933	143.7	39.662	180.0	1:46.872		11	33.469	152.1	33.195	143.1	40.060	179.6	1:46.724	
3	33.631	143.1	32.542	144.0	39.700	179.6	1:45.873		12	33.593	148.3	33.296	141.4	39.587	180.0	1:46.476	
4	33.800	145.1	33.547	141.7	40.214	178.7	1:47.561		13	33.981	149.6	33.473	140.9	39.835	178.4	1:47.289	
5	33.720	151.3	32.364	144.5	39.776	178.7	1:45.860		14	33.305	152.4	32.930	143.7	39.832	179.6	1:46.067	
6	33.400	153.6	33.536	138.9	40.057	178.4	1:46.993		15	33.867	150.4	32.796	143.7	39.692	179.3	1:46.355	
7	33.619	143.8	32.911	141.1	40.108	179.0	1:46.638		16	33.569	151.3	33.205	142.0	39.912	179.0	1:46.686	
8	33.776	150.2	33.092	139.8	39.756	178.7	1:46.624										
9	35.968	147.5	33.199	142.8	39.775	177.5	1:48.942										
18 MONTEIRO POR SEAT Leon TDI																	
1	39.584	140.4	32.204	151.2	39.402	184.3	1:51.190		10	32.661	145.6	31.658	150.0	38.918	185.3	1:43.237	
2	33.232	146.1	31.714	149.6	39.133	184.6	1:44.079		11	32.233	149.9	31.662	150.6	38.929	185.3	1:42.824	
3			1:04.502	150.0		184.6	1:44.071		12	32.300	145.9	31.618	150.3	38.940	185.3	1:42.858	
4	32.633	145.1	31.603	149.3	39.015	184.3	1:43.251		13	33.032	151.6	31.535	150.9	38.954	185.6	1:43.521	
5	32.388	142.1	31.711	149.3	38.850	185.3	1:42.949		14	32.366	146.7	31.791	150.6	38.952	185.0	1:43.109	
6	32.681	148.8	31.793	150.3	38.973	184.0	1:43.447		15	32.615	150.2	31.757	150.0	38.926	185.0	1:43.298	
7	32.829	150.4	31.710	150.3	38.889	184.6	1:43.428		16	32.646	144.8	31.947	148.1	38.954	185.0	1:43.547	
8	32.662	149.3	31.714	150.3	38.948	184.3	1:43.324										
9	32.285	149.6	31.621	149.3	38.891	185.0	1:42.797										
20 CORONEL NED SEAT Leon																	
1	42.293	145.1	32.002	142.8	39.836	180.0	1:54.131		10	32.497	155.9	31.747	143.4	39.048	179.0	1:43.292	
2	33.264	155.6	31.907	143.7	39.432	179.0	1:44.603		11	32.772	152.7	32.491	141.1	39.377	179.3	1:44.640	
3	32.965	153.8	31.497	144.0	39.553	179.3	1:44.015		12	33.092	145.9	31.846	140.0	39.245	179.3	1:44.183	
4	32.660	142.1	34.514	132.8	39.262	179.6	1:46.436		13	32.244	153.0	31.625	144.5	39.212	178.4	1:43.081	
5	32.723	153.3	32.034	144.2	39.240	179.3	1:43.997		14	32.532	152.4	31.476	143.4	38.766	178.4	1:42.774	
6	32.455	152.7	31.307	143.1	39.085	178.7	1:42.847		15	32.418	155.0	31.617	142.8	38.997	179.6	1:43.032	
7	32.738	155.0	31.382	144.5	39.057	178.7	1:43.177		16	32.352	150.4	32.675	138.4	39.024	176.1	1:44.051	
8	32.500	154.7	31.585	143.4	39.193	181.5	1:43.278										
9	33.187	154.7	31.971	141.7	39.453	179.0	1:44.611										



Circuit Length - 3.240 kilometres
Circuito Miguel E Abed
Puebla

Weather/ Track: Sun 24° / Dry 53°

2008 FIA World Touring Car Championship

Race 2 - Sector Analysis Report

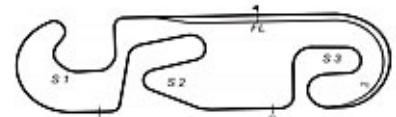
Lap S1 Time S1 Spd S2 Time S2 Spd S3 Time S3 Spd Lap Time Pit Lap S1 Time S1 Spd S2 Time S2 Spd S3 Time S3 Spd Lap Time Pit

23 CORTHALS						BEL			SEAT Leon			I			
1	45.285	140.8	32.922	144.2	40.285	181.2	1:58.492	10	32.733	155.3	31.862	145.1	39.352	180.3	1:43.947
2	35.056	148.8	32.957	143.1	39.439	180.9	1:47.452	11	33.943	152.1	32.230	144.5	39.475	180.9	1:45.648
3	32.821	151.3	31.942	142.8	39.642	180.3	1:44.405	12	33.132	154.7	31.971	146.0	39.549	180.6	1:44.652
4	32.960	155.9	31.582	145.1	39.298	180.6	1:43.840	13	32.827	153.3	31.957	145.7	39.477	180.3	1:44.261
5	32.867	155.0	31.748	144.8	39.246	180.9	1:43.861	14	33.342	154.1	32.139	143.7	39.584	179.6	1:45.065
6	33.090	155.6	31.846	145.1	39.584	181.2	1:44.520	15	32.751	157.4	32.975	144.0	39.475	180.3	1:45.201
7	32.834	155.6	31.688	143.4	39.370	180.3	1:43.892	16	33.139	149.1	32.490	142.0	39.868	164.1	1:45.497
8	32.674	155.3	31.594	144.8	39.317	180.3	1:43.585								
9	33.085	153.8	31.673	146.3	39.115	179.0	1:43.873								

26 D'ASTE						ITA			BMW 320si			I			
1	45.033	148.5	32.736	144.0	40.249	178.4	1:58.018	10	33.345	152.4	31.942	144.0	39.686	177.8	1:44.973
2	35.106	152.1	32.185	142.8	39.546	179.0	1:46.837	11	33.462	152.4	32.007	144.0	39.554	178.4	1:45.023
3	33.127	154.4	32.908	139.8	39.947	179.3	1:45.982	12	32.994	154.7	31.805	144.0	39.628	178.7	1:44.427
4	32.882	153.0	31.894	143.1	39.537	179.0	1:44.313	13	32.993	154.4	31.844	144.2	39.658	178.1	1:44.495
5	32.907	152.7	31.841	143.4	40.935	175.2	1:45.683	14	33.008	153.8	31.784	143.1	39.840	177.8	1:44.632
6	33.126	150.2	31.870	142.8	39.611	177.5	1:44.607	15	32.833	155.0	32.923	138.9	39.676	178.1	1:45.432
7	33.134	152.4	31.750	143.4	39.304	178.1	1:44.188	16	32.921	154.7	32.187	142.5	39.729	178.7	1:44.837
8	32.891	152.4	31.786	142.2	39.976	177.2	1:44.653								
9	33.762	151.8	32.076	144.5	39.732	177.5	1:45.570								

31 HERNANDEZ						ESP			BMW 320si			I			
1	45.963	140.8	34.005	141.1	39.789	177.5	1:59.757	10	32.890	154.7	32.198	144.0	39.681	176.4	1:44.769
2	34.089	141.6	33.071	142.5	39.639	178.4	1:46.799	11	32.955	153.0	32.191	142.2	39.910	177.8	1:45.056
3	33.234	150.7	32.119	141.4	39.828	177.8	1:45.181	12	32.928	153.6	32.302	138.1	39.680	177.8	1:44.910
4	33.095	152.1	31.905	143.4	39.554	177.8	1:44.554	13	32.864	154.1	31.912	142.8	39.473	177.2	1:44.249
5	33.157	152.4	31.747	143.4	39.400	177.0	1:44.304	14	32.778	154.4	31.616	143.7	39.594	177.8	1:43.988
6	33.087	153.6	31.809	143.1	39.262	176.7	1:44.158	15	33.758	153.0	32.099	143.4	39.628	177.8	1:45.485
7	32.835	153.0	32.009	142.0	39.478	177.0	1:44.322	16	32.922	153.0	32.271	142.0	39.663	178.7	1:44.856
8	32.927	154.1	32.278	139.2	40.314	177.8	1:45.519								
9	35.412	149.1	31.897	144.0	39.576	177.0	1:46.885								

42 ENGSTLER						GER			BMW 320si			I			
1	46.448	139.4	33.869	143.1	40.201	178.4	2:00.518	10	33.015	154.1	32.080	142.8	50.330	176.7	1:55.425
2	34.898		32.856	143.4	40.587	180.0	1:48.341	11	33.678	148.0	32.313	142.5	39.803	177.8	1:45.794
3	33.450	147.5	32.126	143.7	39.841	179.3	1:45.417	12	33.089	152.7	31.961	143.7	39.782	178.7	1:44.832
4	33.117	141.6	33.634	141.4	40.436	180.6	1:47.187	13	33.105	152.7	32.276	144.0	39.659	178.7	1:45.040
5	33.662	152.4	32.386	142.8	39.870	180.0	1:45.918	14	33.131	154.7	32.078	143.7	39.990	175.8	1:45.199
6	33.200	147.7	32.555	143.1	39.966	177.5	1:45.721	15	33.252	153.0	32.194	143.4	39.868	178.4	1:45.314
7	34.021	153.3	31.989	142.2	39.679	178.1	1:45.689	16	33.019	153.6	32.039	141.4	40.093	178.7	1:45.151
8	32.955	149.9	31.985	141.1	39.543	177.8	1:44.483								
9	33.076	152.7	32.059	144.2	39.903	177.8	1:45.038								



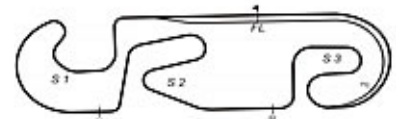
Circuit Length - 3.240 kilometres
Circuito Miguel E Abed
Puebla

Weather/ Track: Sun 24° / Dry 53°

2008 FIA World Touring Car Championship

Race 2 - Sector Analysis Report

Lap	S1 Time	S1 Spd	S2 Time	S2 Spd	S3 Time	S3 Spd	Lap Time	Pit	Lap	S1 Time	S1 Spd	S2 Time	S2 Spd	S3 Time	S3 Spd	Lap Time	Pit									
43 ROMANOV									RUS BMW 320si									I								
1	48.323	125.5	33.565	143.1	40.436	179.3	2:02.324		10	33.760	149.9	33.122	140.9	42.412	179.3	1:49.294										
2	33.781	139.6	32.690	143.4	40.408	180.3	1:46.879		11	33.452	153.8	32.739	143.1	40.153	180.3	1:46.344										
3	33.788	144.6	32.223	143.4	39.956	180.0	1:45.967		12	33.667	144.6	33.438	140.3	40.126	180.0	1:47.231										
4	34.055	141.8	32.953	140.6	39.932	180.3	1:46.940		13	33.682	148.3	32.908	140.6	40.208	179.3	1:46.798										
5	33.522	140.4	32.662	142.8	39.967	179.0	1:46.151		14	33.349	151.8	32.773	142.8	39.923	179.3	1:46.045										
6	33.634	150.7	33.439	142.5	39.937	178.1	1:47.010		15	33.861	143.6	32.616	142.5	39.685	180.0	1:46.162										
7	33.443	149.1	33.520	141.1	40.173	178.7	1:47.136		16	34.764	147.2	34.977	141.4	40.876	178.4	1:50.617										
8	34.158	152.1	32.761	139.8	39.871	178.7	1:46.790																			
9	34.767	148.3	32.811	141.4	40.153	179.6	1:47.731																			



Weather/ Track: Sun 24° /Dry 53°

Circuit Length - 3.240 kilometres
Circuito Miguel E. Abed
Puebla

Printed at 15:52, Sunday, 06 April, 2008
© MST Systems Ltd, 2005 (www.mstworld.com)

Page 6

2008 FIA World Touring Car Championship Race 2 - Best Sector Speeds Report

SECTOR 1				SECTOR 2				SECTOR 3				
POS	NO	NAME	SPEED	LAP	NO	NAME	SPEED	LAP	NO	NAME	SPEED	LAP
1	11	TARQUINI	158.3	16	18	MONTEIRO	151.2	7	10	RYDELL	187.3	2
2	9	GENE	157.7	10	11	TARQUINI	150.6	11	9	GENE	186.6	10
3	10	RYDELL	157.7	15	10	RYDELL	150.3	15	11	TARQUINI	186.3	15
4	23	CORTHALS	157.4	15	9	GENE	149.0	1	18	MONTEIRO	185.6	13
5	7	HUFF	156.8	14	12	MULLER	148.7	14	12	MULLER	185.3	3
6	3	FARFUS	156.2	13	7	HUFF	148.4	12	3	FARFUS	184.0	15
7	1	PRIAULX	155.9	10	8	MENU	147.5	10	7	HUFF	183.7	12
8	2	MULLER	155.9	15	6	LARINI	146.3	2	8	MENU	182.7	11
9	4	ZANARDI	155.9	15	23	CORTHALS	146.3	9	1	PRIAULX	182.4	3
10	5	PORTEIRO	155.9	9	3	FARFUS	145.7	9	2	MULLER	182.1	1
11	20	CORONEL	155.9	10	1	PRIAULX	145.1	13	6	LARINI	182.1	3
12	6	LARINI	155.3	8	2	MULLER	145.1	10	5	PORTEIRO	181.8	2
13	26	D'ASTE	155.0	15	5	PORTEIRO	145.1	9	20	CORONEL	181.5	8
14	31	HERNANDEZ	154.7	10	4	ZANARDI	144.5	13	4	ZANARDI	181.2	8
15	42	ENGSTLER	154.7	14	16	TIELEMANS	144.5	5	23	CORTHALS	181.2	1
16	8	MENU	154.4	11	20	CORONEL	144.5	7	42	ENGSTLER	180.6	4
17	12	MULLER	154.4	6	26	D'ASTE	144.5	9	16	TIELEMANS	180.3	1
18	13	OKYAY	154.4	6	42	ENGSTLER	144.2	9	43	ROMANOV	180.3	2
19	43	ROMANOV	153.8	11	31	HERNANDEZ	144.0	9	26	D'ASTE	179.3	3
20	16	TIELEMANS	153.6	6	43	ROMANOV	143.4	2	31	HERNANDEZ	178.7	16
21	18	MONTEIRO	151.6	13	13	OKYAY	143.1	12	13	OKYAY	177.0	4




Circuit Length - 3.240 kilometres
Circuito Miguel E. Abed
Puebla

Weather/ Track: Sun 24° / Dry 53°

2008 FIA World Touring Car Championship Race 2 - Best Sector Times Report

POS	SECTOR 1			SECTOR 2			SECTOR 3			NO	NAME	IDEAL/BEST LAP COMPARISON			
	NO	TIME	LAP	NO	TIME	LAP	NO	TIME	LAP			IDEAL	BEST	LAP	DIFF
1	12	32.136	15	9	31.230	12	12	38.628	14	12	MULLER	1:42.047	1:42.418	14	+ 0.371
2	10	32.155	11	7	31.277	14	10	38.668	16	10	RYDELL	1:42.280	1:42.563	5	+ 0.283
3	11	32.210	16	12	31.283	12	20	38.766	14	9	GENE	1:42.302	1:42.524	12	+ 0.222
4	18	32.233	11	2	31.306	2	9	38.789	15	20	CORONEL	1:42.317	1:42.774	14	+ 0.457
5	20	32.244	13	20	31.307	6	18	38.850	5	7	HUFF	1:42.545	1:42.960	7	+ 0.415
6	8	32.268	14	8	31.345	9	3	38.871	15	8	MENU	1:42.575	1:42.656	14	+ 0.081
7	9	32.283	15	1	31.373	5	5	38.922	5	18	MONTEIRO	1:42.618	1:42.797	9	+ 0.179
8	7	32.337	4	3	31.431	6	7	38.931	13	11	TARQUINI	1:42.719	1:42.825	16	+ 0.106
9	1	32.399	16	10	31.457	8	11	38.941	11	1	PRIAULX	1:42.738	1:43.145	13	+ 0.407
10	4	32.463	16	5	31.475	4	8	38.962	14	3	FARFUS	1:42.768	1:43.269	16	+ 0.501
11	3	32.466	15	4	31.513	12	1	38.966	5	2	MULLER	1:42.782	1:42.983	16	+ 0.201
12	6	32.470	8	18	31.535	13	2	38.984	16	5	PORTEIRO	1:42.902	1:43.121	4	+ 0.219
13	2	32.492	8	6	31.547	5	6	39.032	9	6	LARINI	1:43.049	1:43.335	7	+ 0.286
14	5	32.505	7	11	31.568	12	23	39.115	9	4	ZANARDI	1:43.178	1:43.484	14	+ 0.306
15	23	32.674	8	23	31.582	4	4	39.202	8	23	CORTHALS	1:43.371	1:43.585	8	+ 0.214
16	31	32.778	14	31	31.616	14	31	39.262	6	31	HERNANDEZ	1:43.656	1:43.988	14	+ 0.332
17	26	32.833	15	26	31.750	7	26	39.304	7	26	D'ASTE	1:43.887	1:44.188	7	+ 0.301
18	42	32.955	8	42	31.961	12	42	39.543	8	42	ENGSTLER	1:44.459	1:44.483	8	+ 0.024
19	16	33.305	14	43	32.223	3	16	39.587	12	16	TIELEMANS	1:45.256	1:45.860	5	+ 0.604
20	43	33.349	14	16	32.364	5	43	39.685	15	43	ROMANOV	1:45.257	1:45.967	3	+ 0.710
21	13	33.726	5	13	33.238	8	13	40.385	7	13	OKYAY	1:47.349	1:47.815	8	+ 0.466

'Perfect Lap' - 1:41.994



Circuit Length - 3.240 kilometres
Circuito Miguel E. Abed
Puebla

Weather/ Track: Sun 24° /Dry 53°

2008 FIA World Touring Car Championship RACE 2 - LAP CHART

Lap 1			Lap 2			Lap 3			Lap 4			Lap 5		
No	Behind	Laptime	No	Behind	Laptime	No	Behind	Laptime	No	Behind	Laptime	No	Behind	Laptime
18		1:51.190	18		1:44.079	18		1:44.071	18		1:43.251	18		1:42.949
8	1.037	1:52.227	8	1.261	1:44.303	8	0.979	1:43.789	8	1.161	1:43.433	8	1.402	1:43.190
11	1.696	1:52.886	11	1.896	1:44.279	11	1.586	1:43.761	11	1.598	1:43.263	11	1.864	1:43.215
10	2.036	1:53.226	12	2.274	1:44.258	12	1.859	1:43.656	12	2.042	1:43.434	12	2.326	1:43.233
12	2.095	1:53.285	10	2.426	1:44.469	10	2.156	1:43.801	10	2.931	1:44.026	10	2.545	1:42.563
9	2.485	1:53.675	9	2.933	1:44.527	9	2.788	1:43.926	9	3.556	1:44.019	9	4.031	1:43.424
20	2.941	1:54.131	20	3.465	1:44.603	20	3.409	1:44.015	6	4.622	1:43.568	6	5.160	1:43.487
6	3.280	1:54.470	6	3.793	1:44.592	6	4.305	1:44.583	7	5.032	1:43.251	1	5.980	1:43.295
1	5.046	1:56.236	1	5.059	1:44.092	7	5.032	1:43.650	1	5.634	1:43.270	20	7.642	1:43.997
3	5.241	1:56.431	7	5.453	1:44.023	1	5.615	1:44.627	20	6.594	1:46.436	7	7.911	1:45.828
7	5.509	1:56.699	3	6.194	1:45.032	3	5.847	1:43.724	3	6.853	1:44.257	3	8.257	1:44.353
4	6.251	1:57.441	4	7.216	1:45.044	4	7.320	1:44.175	4	7.821	1:43.752	4	9.037	1:44.165
26	6.828	1:58.018	2	8.090	1:45.139	2	7.572	1:43.553	2	8.122	1:43.801	5	11.096	1:44.213
2	7.030	1:58.220	26	9.586	1:46.837	5	9.962	1:44.046	5	9.832	1:43.121	2	11.620	1:46.447
23	7.302	1:58.492	5	9.987	1:46.091	23	11.009	1:44.405	23	11.598	1:43.840	23	12.510	1:43.861
5	7.975	1:59.165	23	10.675	1:47.452	26	11.497	1:45.982	26	12.559	1:44.313	31	15.055	1:44.304
31	8.567	1:59.757	31	11.287	1:46.799	31	12.397	1:45.181	31	13.700	1:44.554	26	15.293	1:45.683
42	9.328	2:00.518	16	12.329	1:46.872	16	14.131	1:45.873	16	18.441	1:47.561	16	21.352	1:45.860
16	9.536	2:00.726	42	13.590	1:48.341	42	14.936	1:45.417	42	18.872	1:47.187	42	21.841	1:45.918
43	11.134	2:02.324	43	13.934	1:46.879	43	15.830	1:45.967	43	19.519	1:46.940	43	22.721	1:46.151
13	12.221	2:03.411	13	21.605	1:53.463	13	27.407	1:49.873	13	32.895	1:48.739	13	38.339	1:48.393

2008 FIA World Touring Car Championship RACE 2 - LAP CHART

(contd.)

Lap 6			Lap 7			Lap 8			Lap 9			Lap 10		
No	Behind	Laptime	No	Behind	Laptime	No	Behind	Laptime	No	Behind	Laptime	No	Behind	Laptime
18		1:43.447	18		1:43.428	18		1:43.324	18		1:42.797	18		1:43.237
11	1.719	1:43.302	11	1.781	1:43.490	11	3.122	1:44.665	11	4.469	1:44.144	11	4.704	1:43.472
8	2.247	1:44.292	8	2.961	1:44.142	8	3.856	1:44.219	8	5.082	1:44.023	10	5.533	1:43.295
12	2.382	1:43.503	12	3.125	1:44.171	10	4.016	1:43.853	10	5.475	1:44.256	8	6.579	1:44.734
10	2.729	1:43.631	10	3.487	1:44.186	12	4.594	1:44.793	9	6.028	1:43.780	9	6.796	1:44.005
9	3.490	1:42.906	9	4.084	1:44.022	9	5.045	1:44.285	12	6.383	1:44.586	12	7.295	1:44.149
6	5.935	1:44.222	6	5.842	1:43.335	6	5.855	1:43.337	6	7.974	1:44.916	20	8.614	1:43.292
1	6.426	1:43.893	1	6.210	1:43.212	1	6.257	1:43.371	20	8.559	1:44.611	7	8.961	1:43.348
20	7.042	1:42.847	20	6.791	1:43.177	20	6.745	1:43.278	7	8.850	1:44.675	1	9.880	1:43.920
7	7.634	1:43.170	7	7.166	1:42.960	7	6.972	1:43.130	1	9.197	1:45.737	3	10.324	1:43.975
3	8.137	1:43.327	3	8.532	1:43.823	3	8.654	1:43.446	3	9.586	1:43.729	5	12.846	1:44.560
4	9.713	1:44.123	4	10.330	1:44.045	5	10.861	1:43.507	5	11.523	1:43.459	4	14.352	1:44.011
5	10.787	1:43.138	5	10.678	1:43.319	4	11.480	1:44.474	4	13.578	1:44.895	23	16.094	1:43.947
2	13.239	1:45.066	2	13.478	1:43.667	2	13.701	1:43.547	23	15.384	1:43.873	2	16.547	1:43.493
23	13.583	1:44.520	23	14.047	1:43.892	23	14.308	1:43.585	2	16.291	1:45.387	26	23.051	1:44.973
31	15.766	1:44.158	31	16.660	1:44.322	26	18.542	1:44.653	26	21.315	1:45.570	31	24.475	1:44.769
26	16.453	1:44.607	26	17.213	1:44.188	31	18.855	1:45.519	31	22.943	1:46.885	42	41.964	1:55.425
42	24.115	1:45.721	42	26.376	1:45.689	42	27.535	1:44.483	42	29.776	1:45.038	16	43.702	1:49.386
16	24.898	1:46.993	16	28.108	1:46.638	16	31.408	1:46.624	16	37.553	1:48.942	43	44.449	1:49.294
43	26.284	1:47.010	43	29.992	1:47.136	43	33.458	1:46.790	43	38.392	1:47.731	6	46.000	2:21.263P
13	44.613	1:49.721	13	50.969	1:49.784	13	55.460	1:47.815	13	1:02.020	1:49.357	13	1:10.736	1:51.953

Weather/Track: Sun 24°/Dry 53°

2008 FIA World Touring Car Championship RACE 2 - LAP CHART

(contd.)

Lap 11			Lap 12			Lap 13			Lap 14			Lap 15		
No	Behind	Laptime	No	Behind	Laptime	No	Behind	Laptime	No	Behind	Laptime	No	Behind	Laptime
18		1:42.824	18		1:42.858	18		1:43.521	18		1:43.109	18		1:43.298
11	5.107	1:43.227	11	5.199	1:42.950	11	4.740	1:43.062	10	4.764	1:42.717	13	1 LAP	1:51.295
10	5.536	1:42.827	10	5.628	1:42.950	10	5.156	1:43.049	11	5.977	1:44.346	10	5.370	1:43.904
12	8.306	1:43.835	12	8.163	1:42.715	12	7.376	1:42.734	12	6.685	1:42.418	11	5.997	1:43.318
9	9.719	1:45.747	9	9.385	1:42.524	9	8.945	1:43.081	9	9.560	1:43.724	12	6.365	1:42.978
20	10.430	1:44.640	20	11.755	1:44.183	20	11.315	1:43.081	20	10.980	1:42.774	9	8.862	1:42.600
7	10.681	1:44.544	1	12.130	1:43.655	1	11.754	1:43.145	8	12.212	1:42.656	20	10.714	1:43.032
1	11.333	1:44.277	8	12.952	1:43.651	8	12.665	1:43.234	1	13.280	1:44.635	8	13.543	1:44.629
3	11.600	1:44.100	7	13.184	1:45.361	7	12.971	1:43.308	7	13.520	1:43.658	1	14.294	1:44.312
8	12.159	1:48.404	3	14.690	1:45.948	3	14.638	1:43.469	3	14.816	1:43.287	7	14.515	1:44.293
5	14.101	1:44.079	5	16.176	1:44.933	4	18.351	1:43.740	4	18.726	1:43.484	3	15.307	1:43.789
4	17.396	1:45.868	4	18.132	1:43.594	2	20.185	1:45.272	2	21.307	1:44.231	4	18.912	1:43.484
2	17.832	1:44.109	2	18.434	1:43.460	23	21.452	1:44.261	23	23.408	1:45.065	2	21.290	1:43.281
23	18.918	1:45.648	23	20.712	1:44.652	26	27.793	1:44.495	26	29.316	1:44.632	23	25.311	1:45.201
26	25.250	1:45.023	26	26.819	1:44.427	31	29.487	1:44.249	31	30.366	1:43.988	26	31.450	1:45.432
31	26.707	1:45.056	31	28.759	1:44.910	5	46.661	2:14.006P	42	50.517	1:45.199	31	32.553	1:45.485
42	44.934	1:45.794	42	46.908	1:44.832	42	48.427	1:45.040	16	57.946	1:46.067	42	52.533	1:45.314
16	47.602	1:46.724	16	51.220	1:46.476	16	54.988	1:47.289	43	58.555	1:46.045	16	1:01.003	1:46.355
43	47.969	1:46.344	43	52.342	1:47.231	43	55.619	1:46.798				43	1:01.419	1:46.162
13	1:18.035	1:50.123	13	1:26.208	1:51.031	13	1:36.469	1:53.782						

Weather/Track: Sun 24°/Dry 53°

**2008 FIA World Touring Car Championship
RACE 2 - LAP CHART**

(contd.)

Lap 16			Lap 17			Lap 18			Lap 19			Lap 20		
No	Behind	Laptime	No	Behind	Laptime	No	Behind	Laptime	No	Behind	Laptime	No	Behind	Laptime
18		1:43.547												
10	4.425	1:42.602												
11	5.275	1:42.825												
12	6.013	1:43.195												
9	8.914	1:43.599												
20	11.218	1:44.051												
8	13.597	1:43.601												
1	14.246	1:43.499												
7	14.556	1:43.588												
3	15.029	1:43.269												
4	19.129	1:43.764												
2	20.726	1:42.983												
13	1 LAP	2:04.859												
23	27.261	1:45.497												
26	32.740	1:44.837												
31	33.862	1:44.856												
42	54.137	1:45.151												
16	1:04.142	1:46.686												
43	1:08.489	1:50.617												