



WTCC

FIA World Touring Car Championship

Rounds 5 & 6
Valencia, Spain
16-18 May 2008



Timing and Results by MST Systems Ltd

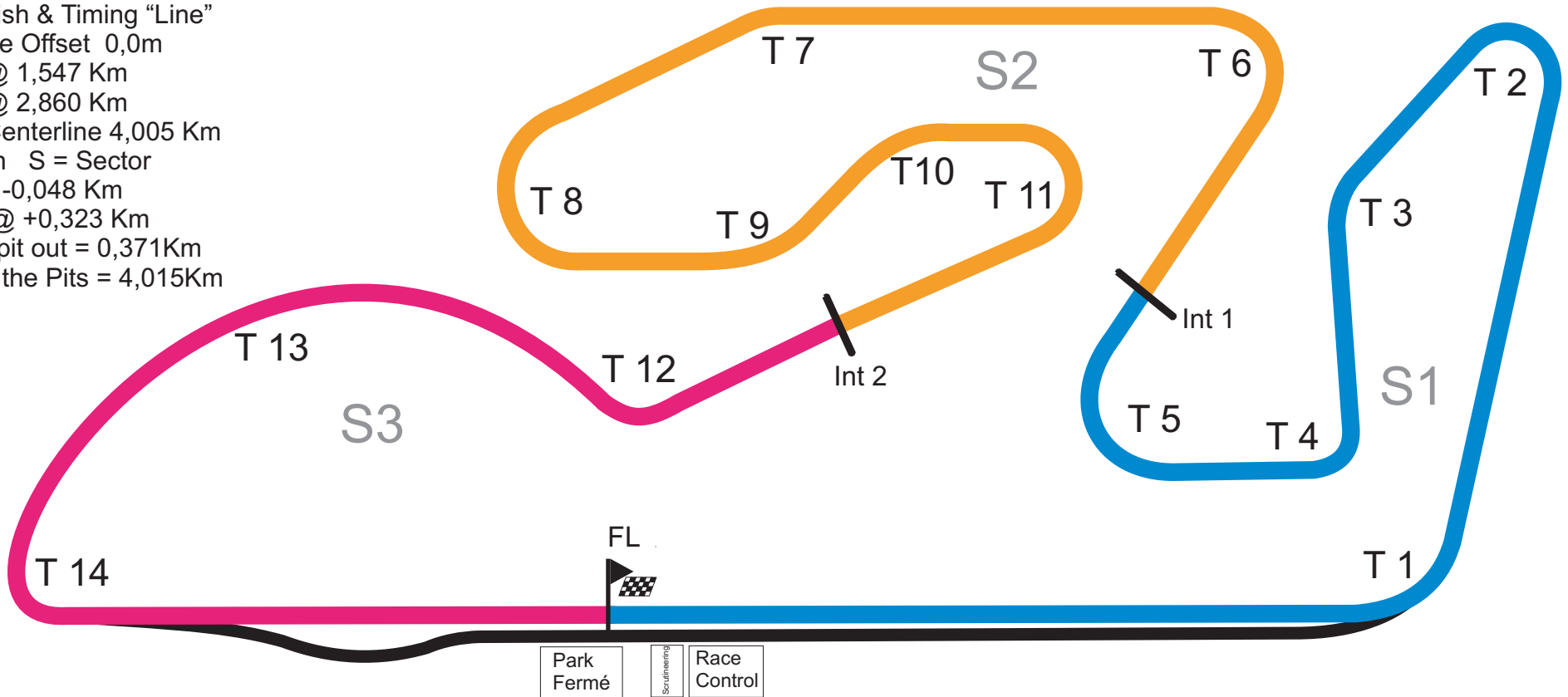
www.fiawtcc.com

www.mstworld.com



Races 5 and 6 - Valencia 17 & 18 May 2008

▲ Start line
 🏁 Finish & Timing "Line"
 Start Line Offset 0,0m
 Int 1 = @ 1,547 Km
 Int 2 = @ 2,860 Km
 Circuit Centerline 4,005 Km
 T = Turn S = Sector
 Pit In @ -0,048 Km
 Pit Out @ +0,323 Km
 Pit in to pit out = 0,371Km
 A lap by the Pits = 4,015Km



2008 FIA World Touring Car Championship TESTING

POS	NO	CL	DRIVER	NAT	CAR	TIME	LAPS	GAP	KPH
1	8		Alain MENU	SUI	Chevrolet Lacetti	1:44.440	11		138.05
2	3		Augusto FARFUS	BRA	BMW 320si	1:44.566	17	0.126	137.88
3	7		Robert HUFF	GBR	Chevrolet Lacetti	1:44.594	13	0.154	137.84
4	1		Andy PRIAULX	GBR	BMW 320si	1:44.705	13	0.265	137.70
5	6		Nicola LARINI	ITA	Chevrolet Lacetti	1:44.841	13	0.401	137.52
6	11		Gabriele TARQUINI	ITA	SEAT Leon TDI	1:44.988	9	0.548	137.33
7	2		Jorg MULLER	GER	BMW 320si	1:45.050	15	0.610	137.24
8	15		James THOMPSON	GBR	Honda Accord Euro R	1:45.116	13	0.676	137.16
9	12		Yvan MULLER	FRA	SEAT Leon TDI	1:45.126	12	0.686	137.15
10	9		Jordi GENE	ESP	SEAT Leon TDI	1:45.147	11	0.707	137.12
11	18		Tiago MONTEIRO	POR	SEAT Leon TDI	1:45.236	13	0.796	137.00
12	10		Rickard RYDELL	SWE	SEAT Leon TDI	1:45.302	9	0.862	136.92
13	5		Felix PORTEIRO	ESP	BMW 320si	1:45.637	14	1.197	136.48
14	20		Tom CORONEL	NED	SEAT Leon	1:45.673	10	1.233	136.44
15	31	I	Sergio HERNANDEZ	ESP	BMW 320si	1:45.860	12	1.420	136.19
16	4		Alessandro ZANARDI	ITA	BMW 320si	1:45.976	13	1.536	136.05
17	23	I	Pierre-Yves CORTHALS	BEL	SEAT Leon	1:46.306	13	1.866	135.62
18	21		Jose PEREZ-AICART	ESP	SEAT Leon	1:46.331	9	1.891	135.59
19	26	I	Stefano D'ASTE	ITA	BMW 320si	1:46.413	13	1.973	135.49
20	29	I	Jaap van LAGEN	NED	Lada 110	1:47.226	13	2.786	134.46
21	16	I	Olivier TIELEMANS	NED	BMW 320si	1:47.714	10	3.274	133.85
22	42	I	Franz ENGSTLER	GER	BMW 320si	1:48.206	12	3.766	133.24
23	43	I	Andrei ROMANOV	RUS	BMW 320si	1:48.458	13	4.018	132.93
24	54	I	Alexander LVOV	RUS	Honda Accord Euro R	1:48.991	13	4.551	132.28
25	13	I	Ibrahim OKYAY	TUR	BMW 320si	1:51.904	6	7.464	128.84
26	55	I	Andrey SMETSKY	RUS	Honda Accord Euro R	2:02.033	7	17.593	118.14

Car 28 also completed 2 pit laps
Weather/Track: Sun 25°/Dry 27°

Valencia
Circuit Length = 4.0050 km.
Start: 15:00 End: 15:30

Race Director:	Steward:	Timekeeper:
----------------	----------	-------------

2008 FIA World Touring Car Championship

Testing - Sector Analysis Report

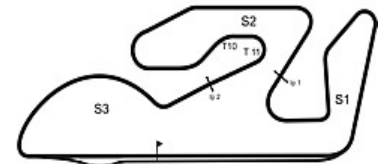
Lap S1 Time S1 Spd S2 Time S2 Spd S3 Time S3 Spd Lap Time Pit Lap S1 Time S1 Spd S2 Time S2 Spd S3 Time S3 Spd Lap Time Pit

1 PRIAULX				GBR		BMW 320si					
1	10:55.986	37.647	30.570	180.9	12:04.203	8	39.891	37.371	29.912	182.1	1:47.174
2	40.122	37.056	29.081	182.1	1:46.259	9	39.921	36.841	35.270		1:52.032 Pit
3	41.172	38.405	30.436	185.8	1:50.013	10	7:10.036	39.897	29.284	182.7	8:19.217
4	40.311	37.634	29.527	184.3	1:47.472	11	39.431	36.586	28.909	183.3	1:44.926
5	40.060	37.208	29.163	183.9	1:46.431	12	39.292	36.492	28.921	183.9	1:44.705
6	40.019	37.463	33.403		1:50.885 Pit	13	39.834	36.861	35.121		1:51.816 Pit
7	3:09.411	37.296	29.573	184.6	4:16.280						

2 MULLER				GER		BMW 320si					
1	10:58.807	37.153	29.661	185.5	12:05.621	9	40.006	37.196	29.294	182.4	1:46.496
2	39.748	36.713	29.062	185.5	1:45.523	10	40.204	37.296	33.154		1:50.654 Pit
3	44.131	37.006	29.012	185.8	1:50.149	11	2:34.458	37.162	33.073		3:44.693 Pit
4	40.007	37.303	30.155	185.5	1:47.465	12	2:07.279	37.512	29.110	184.3	3:13.901
5	39.831	37.014	29.060	185.5	1:45.905	13	39.622	36.556	28.872	184.6	1:45.050
6	40.577	37.122	34.272		1:51.971 Pit	14	39.422	36.685	28.994	185.2	1:45.101
7	3:10.497	37.415	29.215	183.6	4:17.127	15	41.290	40.428	40.012		2:01.730 Pit
8	39.956	36.972	29.073	183.9	1:46.001						

3 FARFUS				BRA		BMW 320si					
1	10:59.955	37.176	30.495	184.9	12:07.626	10	39.795	37.002	29.295	183.0	1:46.092
2	39.634	36.702	28.813	185.8	1:45.149	11	40.093	36.868	29.184	183.6	1:46.145
3	39.794	36.831	29.019	185.5	1:45.644	12	40.155	37.644	36.433		1:54.232 Pit
4	39.754	37.215	29.140	184.3	1:46.109	13	3:31.710	39.222	29.629	183.6	4:40.561
5	40.049	37.160	29.248	183.6	1:46.457	14	39.706	36.204	28.700	183.6	1:44.610
6	40.049	37.019	29.210	183.3	1:46.278	15	39.309	36.428	28.829	185.2	1:44.566
7	40.123	37.548	29.372	183.0	1:47.043	16	39.415	36.593	28.879	185.2	1:44.887
8	39.980	37.177	29.159	184.3	1:46.316	17	40.151	36.897	34.711		1:51.759 Pit
9	39.933	37.079	29.302	183.3	1:46.314						

4 ZANARDI				ITA		BMW 320si					
1	10:58.058	37.375	35.656		12:11.089 Pit	8	40.260	37.068	29.497	184.6	1:46.825
2	4:28.262	37.391	29.568	183.0	5:35.221	9	40.277	37.116	29.435	182.1	1:46.828
3	39.860	37.774	29.660	183.3	1:47.294	10	42.337	38.440	34.652		1:55.429 Pit
4	40.446	37.142	29.698	183.0	1:47.286	11	2:57.702	37.403	29.562	182.4	4:04.667
5	40.092	37.417	29.455	183.0	1:46.964	12	39.562	37.148	29.266	183.3	1:45.976
6	41.712	38.834	35.055		1:55.601 Pit	13	43.087	40.322	40.524		2:03.933 Pit
7	2:55.911	40.381	29.911	181.8	4:06.203						



Weather/Track: Sun 25° /Dry 27°

Circuit Length - 4.0050 kilometres
Valencia
Spain

2008 FIA World Touring Car Championship

Testing - Sector Analysis Report

Lap S1 Time S1 Spd S2 Time S2 Spd S3 Time S3 Spd Lap Time Pit Lap S1 Time S1 Spd S2 Time S2 Spd S3 Time S3 Spd Lap Time Pit

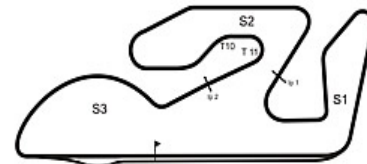
5 PORTEIRO				ESP		BMW 320si					
1	10:58.482	37.951	36.349	12:12.782	Pit	9	39.984	37.330	29.513	181.5	1:46.827
2	2:07.660	37.364	29.393	182.1	3:14.417	10	40.268	37.176	38.172		1:55.616 Pit
3	40.022	37.838	29.071	183.0	1:46.931	11	3:48.713	40.171	30.421	182.1	4:59.305
4	39.835	36.980	29.181	183.0	1:45.996	12	40.020	36.791	29.115	182.4	1:45.926
5	39.948	37.204	29.512	180.3	1:46.664	13	39.808	36.724	29.105	182.1	1:45.637
6	41.541	38.153	36.273		1:55.967 Pit	14	39.980	37.107	38.726		1:55.813 Pit
7	2:28.979	37.268	29.698	182.7	3:35.945						
8	40.058	37.272	29.473	181.2	1:46.803						

6 LARINI				ITA		Chevrolet Lacetti					
1	11:01.287	37.478	30.175	183.9	12:08.940	8	4:05.018	37.559	29.396	184.3	5:11.973
2	39.452	36.564	29.050	186.5	1:45.066	9	39.403	37.040	29.116	183.6	1:45.559
3	39.546	36.836	29.378	183.6	1:45.760	10	39.697	37.106	38.334		1:55.137 Pit
4	43.643	37.456	30.556	187.1	1:51.655	11	6:56.403	37.109	29.026	183.0	8:02.538
5	40.085	36.912	29.069	187.1	1:46.066	12	39.352	36.668	28.821	184.6	1:44.841
6	39.692	36.820	29.276	184.9	1:45.788	13	39.342	37.604	35.210		1:52.156 Pit
7	40.264	37.389	36.367		1:54.020 Pit						

7 HUFF				GBR		Chevrolet Lacetti					
1	11:31.624	37.041	30.841	186.5	12:39.506	8	39.165	36.560	28.911	185.5	1:44.636
2	39.934	36.926	28.747	185.2	1:45.607	9	39.497	36.923	35.716		1:52.136 Pit
3	39.808	36.954	28.815	187.1	1:45.577	10	6:08.287	37.509	29.246	184.3	7:15.042
4	39.446	36.858	28.960	186.2	1:45.264	11	39.389	36.481	28.724	185.5	1:44.594
5	39.825	37.065	36.233		1:53.123 Pit	12	39.193	36.623	28.892	185.2	1:44.708
6	4:22.561	38.695	29.887	186.2	5:31.143	13	41.665	37.028	41.428		2:00.121 Pit
7	39.485	36.932	28.904	184.9	1:45.321						

8 MENU				SUI		Chevrolet Lacetti					
1	11:45.903	37.618	29.538	185.8	12:53.059	7	39.104	37.193	29.210	184.6	1:45.507
2	39.303	36.586	29.083	185.8	1:44.972	8	40.928	38.371	38.956		1:58.255 Pit
3	39.131	36.802	29.179	186.5	1:45.112	9	7:24.330	38.081	29.670	185.2	8:32.081
4	40.354	36.979	37.265		1:54.598 Pit	10	39.130	36.498	28.812	184.9	1:44.440
5	3:49.096	38.862	29.406	184.9	4:57.364	11	39.237	37.429	44.549		2:01.215 Pit
6	39.211	36.760	28.951	185.2	1:44.922						

9 GENE				ESP		SEAT Leon TDI					
1	11:45.609	40.724	29.602	183.9	12:55.935	7	40.015	37.326	29.291	183.0	1:46.632
2	40.456	36.874	29.075	183.9	1:46.405	8	40.406	37.554	37.132		1:55.092 Pit
3	39.515	36.821	29.015	183.9	1:45.351	9	5:40.166	39.687	29.556	183.3	6:49.409
4	39.611	37.541	40.023		1:57.175 Pit	10	39.584	36.822	28.741	183.9	1:45.147
5	7:19.419	41.485	29.694	183.3	8:30.598	11	42.078	41.509	43.999		2:07.586 Pit
6	40.019	37.064	29.296	182.4	1:46.379						



Weather/Track: Sun 25° /Dry 27°

Circuit Length - 4.0050 kilometres
Valencia
Spain

2008 FIA World Touring Car Championship Testing - Sector Analysis Report

Lap S1 Time S1 Spd S2 Time S2 Spd S3 Time S3 Spd Lap Time Pit Lap S1 Time S1 Spd S2 Time S2 Spd S3 Time S3 Spd Lap Time Pit

10 RYDELL

SWE

SEAT Leon TDI

1	11:01.428	51.916	46.972	12:40.316	Pit	6	3:14.762	38.115	29.448	183.0	4:22.325	
2	7:12.992	50.586	59.381	9:02.959	Pit	7	39.688	36.502	29.112	183.6	1:45.302	
3	6:12.175	37.774	29.880	182.1	7:19.829	8	39.768	36.907	29.387	183.3	1:46.062	
4	40.189	36.733	29.180	182.1	1:46.102	9	40.619	37.208	38.791		1:56.618	Pit
5	40.310	36.972	34.172		1:51.454	Pit						

11 TARQUINI

ITA

SEAT Leon TDI

1	12:12.649	40.799	30.396	183.3	13:23.844	6	39.791	37.821	38.808		1:56.420	Pit	
2	39.646	38.707	32.569	184.6	1:50.922	7	4:24.278	42.354	29.726	184.6	5:36.358		
3	39.389	36.596	29.166	184.9	1:45.151	8	39.526	36.400	29.062	184.9	1:44.988		
4	43.835	39.429	40.025		2:03.289	Pit	9	40.698	36.694	45.801		2:03.193	Pit
5	9:16.846	37.862	29.302	183.3	10:24.010								

12 MULLER

FRA

SEAT Leon TDI

1	10:51.974	38.812	30.692	181.8	12:01.478	8	1:20.805	36.913	37.436		2:35.154	Pit	
2	39.577	36.683	29.245	183.0	1:45.505	9	5:39.593	38.223	30.005	182.4	6:47.821		
3	39.763	36.878	29.297	182.7	1:45.938	10	39.544	36.580	29.097	182.4	1:45.221		
4	39.792	37.925	40.261		1:57.978	Pit	11	39.525	36.702	29.152	183.0	1:45.379	
5	4:44.249	40.659	30.841	183.0	5:55.749		12	39.755	37.380	42.952		2:00.087	Pit
6	39.344	36.690	29.092	183.0	1:45.126								
7	39.576	37.339	37.834		1:54.749	Pit							

13 OKYAY

TUR

BMW 320si

I

1	11:20.385	39.709	35.646	180.3	12:35.740	5	42.223	38.869	30.812	182.1	1:51.904		
2	43.524	40.702	42.389		2:06.615	Pit	6	42.771	39.219	30.793	181.5	1:52.783	
3	3:39.431	38.991	30.471	182.1	4:48.893								
4	8:22.795	39.194	31.195	181.8	9:33.184								

15 THOMPSON

GBR

Honda Accord Euro R

1				183.0	12:39.028	8	39.703	37.727	35.243		1:52.673	Pit
2		1:26.043		185.2	1:55.885	9	8:26.240	42.996	32.312	183.3	9:41.548	
3	39.750	36.785	29.238	183.3	1:45.773	10	51.248	45.195	32.001	183.9	2:08.444	
4	39.511	36.843	29.187	183.6	1:45.541	11	41.151	40.352	30.800	185.2	1:52.303	
5	39.602	37.168	29.099	184.9	1:45.869	12	39.409	36.573	29.134	183.6	1:45.116	
6	40.263	37.106	30.994	183.6	1:48.363	13	43.894	38.433	39.306		2:01.633	Pit
7	40.074	37.325	29.296	185.2	1:46.695							

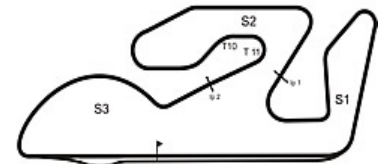
16 TIELEMANS

NED

BMW 320si

I

1	11:50.055	38.047	31.443	159.5	12:59.545	7	4:20.360	38.192	29.874	182.4	5:28.426	
2	45.417	37.651	30.138	179.4	1:53.206	8	40.452	37.669	29.593	182.4	1:47.714	
3	41.921	1:00.321	30.103	181.2	2:12.345	9	41.066	37.953	29.612	182.4	1:48.631	
4	40.478	37.629	29.995	181.8	1:48.102	10	40.679	37.487	29.621	182.4	1:47.787	
5	40.650	37.725	29.951	181.8	1:48.326							
6	40.645	43.896	40.468		2:05.009	Pit						



Weather/Track: Sun 25° /Dry 27°

Circuit Length - 4.0050 kilometres
Valencia
Spain

2008 FIA World Touring Car Championship

Testing - Sector Analysis Report

Lap S1 Time S1 Spd S2 Time S2 Spd S3 Time S3 Spd Lap Time Pit Lap S1 Time S1 Spd S2 Time S2 Spd S3 Time S3 Spd Lap Time Pit

18 MONTEIRO				POR		SEAT Leon TDI					
1	10:52.913	39.334	30.407	183.0	12:02.654	8	40.134	37.249	29.569	183.0	1:46.952
2	39.841	36.560	29.092	184.9	1:45.493	9	41.219	37.424	34.705		1:53.348 Pit
3	40.085	36.967	29.213	184.3	1:46.265	10	2:55.841	37.990	29.245	183.3	4:03.076
4	39.801	37.731	30.838	183.6	1:48.370	11	39.478	36.711	29.047	182.7	1:45.236
5	40.102	37.360	35.785		1:53.247 Pit	12	39.508	36.796	29.204	183.6	1:45.508
6	7:49.106	38.287	29.991	182.7	8:57.384	13	41.500	40.174	46.527		2:08.201 Pit
7	40.036	37.409	29.789	182.4	1:47.234						

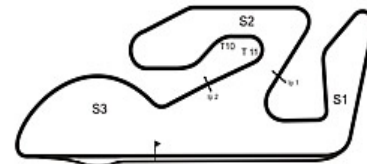
20 CORONEL				NED		SEAT Leon					
1				180.0	12:31.613	7	39.577	37.135	28.961	180.0	1:45.673
2				181.2	1:47.449	8	39.667	37.171	29.113	179.1	1:45.951
3	40.243	37.284	29.382	179.4	1:46.909	9	39.626	39.571	29.743	181.2	1:48.940
4	41.613	37.634	34.558		1:53.805 Pit	10	39.931	37.327	46.705		2:03.963 Pit
5	14:56.561	36.844	29.257	180.9	16:02.662						
6	39.672	37.027	29.103	180.0	1:45.802						

21 PEREZ-AICART				ESP		SEAT Leon					
1				182.7	12:40.526	6	40.458	39.179	37.450		1:57.087 Pit
2				181.2	1:47.761	7	4:23.913	41.221	30.358	180.3	5:35.492
3	40.081	37.743	29.604	181.5	1:47.428	8	39.767	37.153	29.480	180.3	1:46.400
4	40.834	41.675	29.545	182.1	1:52.054	9	39.560	37.439	29.332	181.8	1:46.331
5	39.910	37.648	29.868	180.9	1:47.426						

23 CORTHALS				BEL		SEAT Leon				I	
1	11:02.791	38.745	29.931	183.3	12:11.467	8	40.711	37.503	36.026		1:54.240 Pit
2	40.991	37.260	30.184	182.4	1:48.435	9	5:04.250	37.316	29.412	180.9	6:10.978
3	40.685	38.462	30.169	182.4	1:49.316	10	40.059	37.146	29.377	182.1	1:46.582
4	41.218	38.224	35.500		1:54.942 Pit	11	39.881	37.131	29.294	180.9	1:46.306
5	4:23.590	38.657	29.768	181.8	5:32.015	12	39.887	37.316	29.295	181.8	1:46.498
6	40.388	38.187	29.905	181.8	1:48.480	13	40.091	37.402	36.919		1:54.412 Pit
7	40.533	37.709	29.784	182.1	1:48.026						

26 D'ASTE				ITA		BMW 320si				I	
1	11:03.196	37.514	29.502	184.3	12:10.212	8	40.179	37.328	29.666	181.5	1:47.173
2	39.793	37.154	29.466	183.0	1:46.413	9	40.019	37.517	29.677	182.1	1:47.213
3	40.600	37.320	29.697	181.2	1:47.617	10	40.345	37.673	36.134		1:54.152 Pit
4	40.258	37.279	30.129	185.2	1:47.666	11	5:18.187	39.408	30.720	181.2	6:28.315
5	39.970	37.501	29.752	182.7	1:47.223	12	40.123	37.340	29.511	181.5	1:46.974
6	42.707	38.108	36.401		1:57.216 Pit	13	40.134	37.407	42.411		1:59.952 Pit
7	5:00.706	37.232	29.671	180.0	6:07.609						

28 SHAPOVALOV				RUS		Lada 110				I	
1	23:54.340	44.667	46.023		25:25.030 Pit						
2	3:04.750	45.120	41.610		4:31.480 Pit						



Weather/Track: Sun 25° /Dry 27°

Circuit Length - 4.0050 kilometres
Valencia
Spain

2008 FIA World Touring Car Championship

Testing - Sector Analysis Report

Lap S1 Time S1 Spd S2 Time S2 Spd S3 Time S3 Spd Lap Time Pit Lap S1 Time S1 Spd S2 Time S2 Spd S3 Time S3 Spd Lap Time Pit

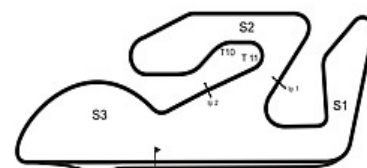
29 LAGEN				NED Lada 110				I			
1	13:07.391	40.005	30.864 177.9	14:18.260	8	40.230	37.619	29.710 179.4	1:47.559		
2	41.904	37.977	30.294 179.4	1:50.175	9	41.359	37.691	29.832 178.5	1:48.882		
3	41.165	37.844	30.064 179.4	1:49.073	10	42.548	37.821	30.189 180.3	1:50.558		
4	40.440	37.912	29.838 178.5	1:48.190	11	40.516	38.129	29.854 179.4	1:48.499		
5	40.867	38.186	41.356	2:00.409 Pit	12	40.139	37.597	29.849 179.1	1:47.585		
6	6:20.160	39.884	30.162 179.1	7:30.206	13	40.261	37.689	41.094	1:59.044 Pit		
7	40.137	37.425	29.664 179.4	1:47.226							

31 HERNANDEZ				ESP BMW 320si				I			
1	11:02.164	37.347	30.040 183.3	12:09.551	8	40.072	37.378	48.150	2:05.600 Pit		
2	39.784	36.814	29.262 183.6	1:45.860	9	6:50.903	41.596	29.531 182.4	8:02.030		
3	40.295	37.063	29.256 183.6	1:46.614	10	39.895	36.924	29.238 182.4	1:46.057		
4	40.061	37.388	31.000 183.0	1:48.449	11	40.039	37.168	29.229 183.6	1:46.436		
5	41.680	37.623	35.298	1:54.601 Pit	12	40.765	37.557	40.050	1:58.372 Pit		
6	4:37.177	37.491	29.717 182.1	5:44.385							
7	40.500	37.116	29.578 182.7	1:47.194							

42 ENGSTLER				GER BMW 320si				I			
1	12:04.377	38.506	30.681 182.1	13:13.564	8	41.017	38.139	29.901 180.6	1:49.057		
2	41.319	38.554	30.085 180.3	1:49.958	9	41.573	38.610	37.637	1:57.820 Pit		
3	41.601	38.053	29.958 180.6	1:49.612	10	3:30.164	42.084	29.932 179.4	4:42.180		
4	40.530	37.919	29.760 181.5	1:48.209	11	40.781	37.724	29.701 181.5	1:48.206		
5	41.130	38.102	40.075	1:59.307 Pit	12	40.777	37.855	42.315	2:00.947 Pit		
6	6:27.732	38.948	29.986 180.6	7:36.666							
7	40.930	37.802	30.112 180.3	1:48.844							

43 ROMANOV				RUS BMW 320si				I			
1	11:28.240	41.686	31.637 182.4	12:41.563	8	41.053	37.890	29.811 180.3	1:48.754		
2	41.769	38.428	30.249 180.9	1:50.446	9	42.638	39.024	37.386	1:59.048 Pit		
3	41.027	37.860	30.605 182.7	1:49.492	10	3:55.644	38.413	29.954 180.6	5:04.011		
4	41.908	40.826	42.669	2:05.403 Pit	11	40.745	37.803	29.910 181.5	1:48.458		
5	4:44.199	38.592	30.248 180.9	5:53.039	12	40.772	37.718	30.340 177.0	1:48.830		
6	40.979	37.873	29.984 180.0	1:48.836	13	41.877	37.723	40.443	2:00.043 Pit		
7	40.822	37.758	30.299 178.5	1:48.879							

54 LVOV				RUS Honda Accord Euro R				I			
1	12:30.222	41.835	32.248 175.6	13:44.305	8	6:32.551	38.229	30.113 179.7	7:40.893		
2	43.600	39.259	30.882 174.4	1:53.741	9	41.235	37.784	30.247 177.6	1:49.266		
3	46.324	39.200	31.250 178.2	1:56.774	10	41.430	38.203	30.303 178.2	1:49.936		
4	41.899	38.447	30.967 175.8	1:51.313	11	41.058	38.331	30.144 177.3	1:49.533		
5	42.010	38.304	30.910 175.6	1:51.224	12	40.880	38.114	29.997 178.5	1:48.991		
6	41.413	38.145	30.324 176.7	1:49.882	13	45.220	42.176	49.518	2:16.914 Pit		
7	44.258	40.345	41.415	2:06.018 Pit							



Weather/Track: Sun 25° /Dry 27°

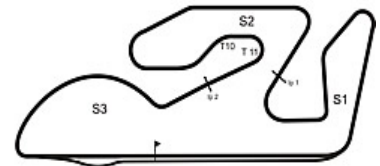
Circuit Length - 4.0050 kilometres
Valencia
Spain

2008 FIA World Touring Car Championship Testing - Sector Analysis Report

Lap	S1 Time	S1 Spd	S2 Time	S2 Spd	S3 Time	S3 Spd	Lap Time	Pit	Lap	S1 Time	S1 Spd	S2 Time	S2 Spd	S3 Time	S3 Spd	Lap Time	Pit
55 SMETSKY RUS Honda Accord Euro R I																	
1	11:38.674		49.401		38.445	171.4	13:06.520		5	48.045		42.559		33.966	177.6	2:04.570	
2	52.146		44.357		34.449	176.7	2:10.952		6	46.854		41.980		33.199	177.3	2:02.033	
3	47.830		53.088		36.279	177.0	2:17.197		7	45.748		49.774		45.878		2:21.400	Pit
4	46.085		43.765		33.719	177.6	2:03.569										



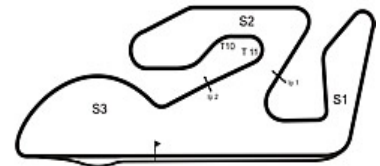
Weather/Track: Sun 25° /Dry 27°



Circuit Length - 4.0050 kilometres
Valencia
Spain

2008 FIA World Touring Car Championship Testing - Best Sector Speeds Report

SECTOR 1		SECTOR 2		SECTOR 3			
POS	NO	SPEED	TRAP AVAILABLE	NO	NAME	SPEED	LAP
	6	LARINI	187.1	4			
	7	HUFF	187.1	3			
	8	MENU	186.5	3			
	1	PRIAULX	185.8	3			
	2	MULLER	185.8	3			
	3	FARFUS	185.8	2			
	15	THOMPSON	185.2	2			
	26	D'ASTE	185.2	4			
	11	TARQUINI	184.9	3			
	18	MONTEIRO	184.9	2			
	4	ZANARDI	184.6	8			
	9	GENE	183.9	1			
	10	RYDELL	183.6	7			
	31	HERNANDEZ	183.6	2			
	23	CORTHALS	183.3	1			
	5	PORTEIRO	183.0	3			
	12	MULLER	183.0	2			
	21	PEREZ-AICAR	182.7	1			
	43	ROMANOV	182.7	3			
	16	TIELEMANS	182.4	7			
	13	OKYAY	182.1	3			
	42	ENGSTLER	182.1	1			
	20	CORONEL	181.2	2			
	29	LAGEN	180.3	10			
	54	LVOV	179.7	8			
	55	SMETSKY	177.6	4			



Weather/Track: Sun 25° /Dry 27°

Circuit Length - 4.0050 kilometres
Valencia
Spain

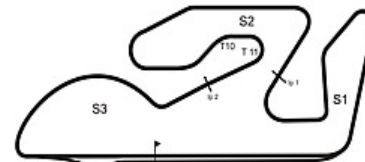
2008 FIA World Touring Car Championship Testing - Best Sector Times Report

POS	SECTOR 1			SECTOR 2			SECTOR 3			NAME	IDEAL/BEST LAP COMPARISON				
	NO	TIME	LAP	NO	TIME	LAP	NO	TIME	LAP		NO	IDEAL	BEST	LAP	DIFF
1	8	39.104	7	3	36.204	14	3	28.700	14	3	FARFUS	1:44.213	1:44.566	15	+ 0.353
2	7	39.165	8	11	36.400	8	7	28.724	11	7	HUFF	1:44.370	1:44.594	11	+ 0.224
3	1	39.292	12	7	36.481	11	9	28.741	10	8	MENU	1:44.414	1:44.440	10	+ 0.026
4	3	39.309	15	1	36.492	12	8	28.812	10	1	PRIAULX	1:44.693	1:44.705	12	+ 0.012
5	6	39.342	13	8	36.498	10	6	28.821	12	6	LARINI	1:44.727	1:44.841	12	+ 0.114
6	12	39.344	6	10	36.502	7	2	28.872	13	2	MULLER	1:44.850	1:45.050	13	+ 0.200
7	11	39.389	3	2	36.556	13	1	28.909	11	11	TARQUINI	1:44.851	1:44.988	8	+ 0.137
8	15	39.409	12	18	36.560	2	20	28.961	7	12	MULLER	1:45.016	1:45.126	6	+ 0.110
9	2	39.422	14	6	36.564	2	18	29.047	11	9	GENE	1:45.077	1:45.147	10	+ 0.070
10	18	39.478	11	15	36.573	12	11	29.062	8	15	THOMPSON	1:45.081	1:45.116	12	+ 0.035
11	9	39.515	3	12	36.580	10	5	29.071	3	18	MONTEIRO	1:45.085	1:45.236	11	+ 0.151
12	21	39.560	9	5	36.724	13	12	29.092	6	10	RYDELL	1:45.302	1:45.302	7	+ 0.000
13	4	39.562	12	31	36.814	2	15	29.099	5	20	CORONEL	1:45.382	1:45.673	7	+ 0.291
14	20	39.577	7	9	36.821	3	10	29.112	7	5	PORTEIRO	1:45.603	1:45.637	13	+ 0.034
15	10	39.688	7	20	36.844	5	31	29.229	11	31	HERNANDEZ	1:45.827	1:45.860	2	+ 0.033
16	31	39.784	2	4	37.068	8	4	29.266	12	4	ZANARDI	1:45.896	1:45.976	12	+ 0.080
17	26	39.793	2	23	37.131	11	23	29.294	11	21	PEREZ-AICA	1:46.045	1:46.331	9	+ 0.286
18	5	39.808	13	21	37.153	8	21	29.332	9	23	CORTHALS	1:46.306	1:46.306	11	+ 0.000
19	23	39.881	11	26	37.154	2	26	29.466	2	26	D'ASTE	1:46.413	1:46.413	2	+ 0.000
20	29	40.137	7	29	37.425	7	16	29.593	8	29	LAGEN	1:47.226	1:47.226	7	+ 0.000
21	16	40.452	8	16	37.487	10	29	29.664	7	16	TIELEMANS	1:47.532	1:47.714	8	+ 0.182
22	42	40.530	4	43	37.718	12	42	29.701	11	42	ENGSTLER	1:47.955	1:48.206	11	+ 0.251
23	43	40.745	11	42	37.724	11	43	29.811	8	43	ROMANOV	1:48.274	1:48.458	11	+ 0.184
24	54	40.880	12	54	37.784	9	54	29.997	12	54	LVOV	1:48.661	1:48.991	12	+ 0.330
25	13	42.223	5	13	38.869	5	13	30.471	3	13	OKYAY	1:51.563	1:51.904	5	+ 0.341
26	55	45.748	7	55	41.980	6	55	33.199	6	55	SMETSKY	2:00.927	2:02.033	6	+ 1.106
27	28	3:04.750	2	28	44.667	1	28	41.610	2	28	SHAPOVALO	4:31.027	4:31.480	2	+ 0.453

'Perfect Lap' - 1:44.008



Weather/Track: Sun 25° /Dry 27°



Circuit Length - 4.0050 kilometres
Valencia
Spain

2008 FIA World Touring Car Championship

FREE PRACTICE 1

POS	NO	CL	DRIVER	NAT	CAR	TIME	LAPS	GAP	KPH
1	3		Augusto FARFUS	BRA	BMW 320si	1:42.679	7		140.41
2	7		Robert HUFF	GBR	Chevrolet Lacetti	1:42.781	5	0.102	140.27
3	8		Alain MENU	SUI	Chevrolet Lacetti	1:43.018	4	0.339	139.95
4	12		Yvan MULLER	FRA	SEAT Leon TDI	1:43.294	10	0.615	139.58
5	1		Andy PRIAULX	GBR	BMW 320si	1:43.657	13	0.978	139.09
6	6		Nicola LARINI	ITA	Chevrolet Lacetti	1:43.684	6	1.005	139.05
7	11		Gabriele TARQUINI	ITA	SEAT Leon TDI	1:43.720	9	1.041	139.00
8	9		Jordi GENE	ESP	SEAT Leon TDI	1:43.749	8	1.070	138.97
9	5		Felix PORTEIRO	ESP	BMW 320si	1:43.761	14	1.082	138.95
10	2		Jorg MULLER	GER	BMW 320si	1:43.868	7	1.189	138.81
11	18		Tiago MONTEIRO	POR	SEAT Leon TDI	1:43.870	9	1.191	138.80
12	15		James THOMPSON	GBR	Honda Accord Euro R	1:44.137	11	1.458	138.45
13	31	I	Sergio HERNANDEZ	ESP	BMW 320si	1:44.219	11	1.540	138.34
14	4		Alessandro ZANARDI	ITA	BMW 320si	1:44.464	11	1.785	138.01
15	20		Tom CORONEL	NED	SEAT Leon	1:44.487	10	1.808	137.98
16	10		Rickard RYDELL	SWE	SEAT Leon TDI	1:44.679	12	2.000	137.73
17	23	I	Pierre-Yves CORTHALS	BEL	SEAT Leon	1:44.958	12	2.279	137.36
18	21		Jose PEREZ-AICART	ESP	SEAT Leon	1:45.012	12	2.333	137.29
19	42	I	Franz ENGSTLER	GER	BMW 320si	1:45.125	14	2.446	137.15
20	26	I	Stefano D'ASTE	ITA	BMW 320si	1:45.178	12	2.499	137.08
21	16	I	Olivier TIELEMANS	NED	BMW 320si	1:45.287	14	2.608	136.94
22	43	I	Andrei ROMANOV	RUS	BMW 320si	1:46.120	13	3.441	135.86
23	54	I	Alexander LVOV	RUS	Honda Accord Euro R	1:47.241	14	4.562	134.44
24	13	I	Ibrahim OKYAY	TUR	BMW 320si	1:48.290	7	5.611	133.14
25	55	I	Andrey SMETSKY	RUS	Honda Accord Euro R	1:51.359	11	8.680	129.47

Cars 28, 29 did not participate.
Weather/Track: Cloud 17°/Dry 19°

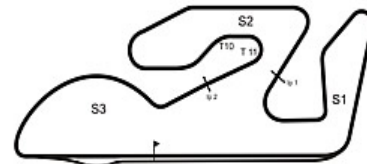
Valencia
Circuit Length = 4.0050 km.
Start: 08:30 End: 09:00

Race Director:	Steward:	Timekeeper:
----------------	----------	-------------

2008 FIA World Touring Car Championship

Free Practice 1 - Sector Analysis Report

Lap	S1 Time	S1 Spd	S2 Time	S2 Spd	S3 Time	S3 Spd	Lap Time	Pit	Lap	S1 Time	S1 Spd	S2 Time	S2 Spd	S3 Time	S3 Spd	Lap Time	Pit
1 PRIAULX GBR BMW 320si																	
1	11:00.631		38.121		29.424	184.6	12:08.176		8	38.773		36.118		28.766	185.8	1:43.657	
2	39.626		36.514		28.899	185.5	1:45.039		9	39.803		36.272		32.985		1:49.060	Pit
3	39.307		36.530		28.902	185.5	1:44.739		10	2:44.672		36.185		28.676	185.8	3:49.533	
4	39.310		36.470		28.796	185.8	1:44.576		11	39.459		36.253		28.738	186.2	1:44.450	
5	42.110		37.154		29.307	186.8	1:48.571		12	39.076		36.204		33.842		1:49.122	Pit
6	39.092		36.432		34.541		1:50.065	Pit	13	3:16.007		36.635		33.235		4:25.877	Pit
7	2:10.244		36.146		28.692	186.5	3:15.082										
2 MULLER GER BMW 320si																	
1	21:03.941		37.499		29.212	185.5	22:10.652		5	38.977		36.376		28.769	181.8	1:44.122	
2	38.991		35.965		28.912	184.9	1:43.868		6	39.153		36.331		28.758	185.2	1:44.242	
3	38.847		36.152		33.107		1:48.106	Pit	7	42.968		37.933		37.608		1:58.509	Pit
4	8:06.340		36.381		28.859	184.9	9:11.580										
3 FARFUS BRA BMW 320si																	
1	20:48.978		37.762		28.520	186.5	21:55.260		5	38.625		35.922		28.420	187.5	1:42.967	
2	38.682		35.600		28.397	186.5	1:42.679		6	38.785		36.027		28.677	185.8	1:43.489	
3	38.782		35.891		35.247		1:49.920	Pit	7	38.976		36.171		34.134		1:49.281	Pit
4	8:55.062		37.820		28.603	186.8	10:01.485										
4 ZANARDI ITA BMW 320si																	
1	16:04.349		37.456		29.459	184.6	17:11.264		7	4:30.161		36.604		29.047	184.3	5:35.812	
2	39.443		36.180		28.841	185.2	1:44.464		8	39.269		36.458		29.017	184.6	1:44.744	
3	40.065		37.191		29.386	184.3	1:46.642		9	39.796		37.266		35.544		1:52.606	Pit
4	39.106		37.724		29.534	184.3	1:46.364		10	4:07.669		36.908		29.121	183.6	5:13.698	
5	38.993		36.455		29.042	184.9	1:44.490		11	39.219		36.575		35.331		1:51.125	Pit
6	38.996		36.402		35.501		1:50.899	Pit									
5 PORTEIRO ESP BMW 320si																	
1	11:01.957		38.200		41.629		12:21.786	Pit	9	39.095		36.305		28.832	184.6	1:44.232	
2	3:52.483		40.778		29.082	184.3	5:02.343		10	39.191		36.415		28.815	185.2	1:44.421	
3	39.387		36.160		28.843	184.3	1:44.390		11	39.217		36.407		36.647		1:52.271	Pit
4	38.833		35.995		28.933	184.9	1:43.761		12	2:27.850		36.756		29.006	184.3	3:33.612	
5	46.064		38.204		29.232	184.9	1:53.500		13	39.071		36.546		29.034	184.3	1:44.651	
6	39.207		36.183		28.869	184.6	1:44.259		14	39.595		37.022		34.386		1:51.003	Pit
7	39.250		36.421		38.045		1:53.716	Pit									
8	2:56.358		37.158		28.950	184.3	4:02.466										
6 LARINI ITA Chevrolet Lacetti																	
1	25:55.031		38.646		31.049	185.2	27:04.726		5	40.693		38.300		29.013	186.5	1:48.006	
2	38.949		35.966		28.769	186.2	1:43.684		6	39.091		37.879		38.431		1:55.401	Pit
3	40.082		37.744		38.875		1:56.701	Pit									
4	4:44.030		37.514		29.301	186.5	5:50.845										



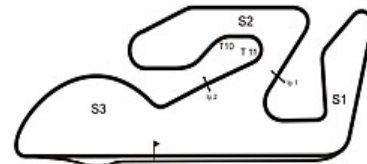
Weather/Track: Cloud 17° /Dry 19°

Circuit Length - 4.0050 kilometres
Valencia
Spain

2008 FIA World Touring Car Championship

Free Practice 1 - Sector Analysis Report

Lap	S1 Time	S1 Spd	S2 Time	S2 Spd	S3 Time	S3 Spd	Lap Time	Pit	Lap	S1 Time	S1 Spd	S2 Time	S2 Spd	S3 Time	S3 Spd	Lap Time	Pit
7 HUFF GBR Chevrolet Lacetti																	
1	26:26.559		36.646		28.897	187.1	27:32.102		4	4:04.028		36.930		28.906	186.8	5:09.864	
2	38.539		35.813		28.429	187.1	1:42.781		5	38.776		36.050		35.924		1:50.750	Pit
3	38.614		35.979		37.865		1:52.458	Pit									
8 MENU SUI Chevrolet Lacetti																	
1	28:43.605		41.196		33.502	186.8	29:58.303		4	5:51.550		39.211		42.448		7:13.209	Pit
2	38.715		35.875		28.428	188.4	1:43.018										
3	42.344		47.278		38.805		2:08.427	Pit									
9 GENE ESP SEAT Leon TDI																	
1	18:43.917		40.958		29.085	186.2	19:53.960		6	40.039		36.411		28.903	187.5	1:45.353	
2	39.048		36.038		28.663	186.2	1:43.749		7	39.910		36.889		40.366		1:57.165	Pit
3	39.638		37.370		41.543		1:58.551	Pit	8	1:13.696		41.021		45.885		2:40.602	Pit
4	6:39.088		43.496		29.364	186.8	7:51.948										
5	39.178		36.213		28.751	187.5	1:44.142										
10 RYDELL SWE SEAT Leon TDI																	
1	11:02.532		42.613		34.201	182.4	12:19.346		8	4:43.053		37.429		29.333	186.2	5:49.815	
2	40.970		36.678		28.948	184.6	1:46.596		9	39.417		36.954		29.073	186.8	1:45.444	
3	39.548		36.351		28.934	184.3	1:44.833		10	39.396		36.472		29.016	187.1	1:44.884	
4	39.727		37.563		36.242		1:53.532	Pit	11	39.554		36.686		29.155	187.5	1:45.395	
5	5:53.610		38.181		29.184	186.5	7:00.975		12	39.818		37.228		36.353		1:53.399	Pit
6	39.530		36.287		28.862	185.5	1:44.679										
7	40.147		37.805		37.187		1:55.139	Pit									
11 TARQUINI ITA SEAT Leon TDI																	
1	12:26.632		40.706		29.756	185.5	13:37.094		6	9:40.319		38.590		29.007	188.4	10:47.916	
2	39.663		36.918		28.865	185.5	1:45.446		7	39.377		40.043		28.871	188.4	1:48.291	
3	39.508		36.349		28.781	185.8	1:44.638		8	39.097		36.031		28.592	187.8	1:43.720	
4	39.218		36.278		29.098	184.6	1:44.594		9	39.106		36.885		40.635		1:56.626	Pit
5	43.327		40.751		41.118		2:05.196	Pit									
12 MULLER FRA SEAT Leon TDI																	
1	15:16.826		39.537		30.529	185.2	16:26.892		7	42.085		39.191		37.908		1:59.184	Pit
2	39.043		35.959		28.793	184.9	1:43.795		8	4:43.796		39.060		30.774	187.5	5:53.630	
3	38.824		36.188		28.998	186.2	1:44.010		9	38.915		36.320		28.675	187.5	1:43.910	
4	41.202		39.009		37.660		1:57.871	Pit	10	39.752		36.987		42.467		1:59.206	Pit
5	4:18.184		39.466		30.241	187.1	5:27.891										
6	38.878		35.873		28.543	187.8	1:43.294										



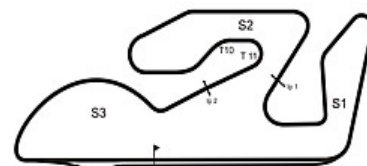
Weather/Track: Cloud 17° /Dry 19°

Circuit Length - 4.0050 kilometres
Valencia
Spain

2008 FIA World Touring Car Championship

Free Practice 1 - Sector Analysis Report

Lap	S1 Time	S1 Spd	S2 Time	S2 Spd	S3 Time	S3 Spd	Lap Time	Pit	Lap	S1 Time	S1 Spd	S2 Time	S2 Spd	S3 Time	S3 Spd	Lap Time	Pit
13 OKYAY TUR BMW 320si I																	
1	11:36.360		41.129		32.363	180.6	12:49.852		5	41.170		37.340		30.137	183.0	1:48.647	
2	44.434		38.592		29.983	182.4	1:53.009		6	41.722		38.375		42.592		2:02.689	Pit
3	41.682		37.509		30.066	183.3	1:49.257		7	4:02.646		38.751		30.416	184.3	5:11.813	
4	41.416		37.191		29.683	183.3	1:48.290										
15 THOMPSON GBR Honda Accord Euro R																	
1	11:10.437		45.210		41.333		12:36.980	Pit	7	39.568		37.808		36.534		1:53.910	Pit
2	2:55.478		37.825		29.006	187.5	4:02.309		8	5:24.751		39.591		34.909	187.1	6:39.251	
3	39.039		36.185		28.913	186.5	1:44.137		9	39.180		36.562		29.249	187.1	1:44.991	
4	42.693		39.643		36.276		1:58.612	Pit	10	39.290		36.506		29.090	186.8	1:44.886	
5	6:22.869		38.839		28.993	186.8	7:30.701		11	40.397		40.370		31.704		1:52.471	Pit
6	38.983		36.585		28.970	185.2	1:44.538										
16 TIELEMANS NED BMW 320si I																	
1	11:58.609		41.204		32.764	178.8	13:12.577		9	39.761		36.575		29.240	183.0	1:45.576	
2	41.554		37.527		29.813	184.9	1:48.894		10	39.535		36.677		29.075	185.5	1:45.287	
3	40.108		38.201		29.528	184.9	1:47.837		11	39.805		36.687		29.114	185.5	1:45.606	
4	39.702		36.670		29.199	184.9	1:45.571		12	39.729		36.924		29.401	183.6	1:46.054	
5	39.816		36.684		29.631	183.6	1:46.131		13	39.902		37.069		29.733	184.9	1:46.704	
6	39.577		36.506		29.591	185.2	1:45.674		14	39.627		37.003		36.938		1:53.568	Pit
7	40.150		37.130		39.096		1:56.376	Pit									
8	4:57.058		37.138		29.617	183.9	6:03.813										
18 MONTEIRO POR SEAT Leon TDI																	
1	20:57.538		39.255		29.556	184.9	22:06.349		6	39.186		36.269		28.847	186.8	1:44.302	
2	39.485		36.087		28.762	185.8	1:44.334		7	39.161		36.334		28.730	187.5	1:44.225	
3	39.059		35.974		28.837	185.2	1:43.870		8	39.277		36.482		28.822	185.5	1:44.581	
4	40.047		37.679		36.227		1:53.953	Pit	9	39.420		36.921		36.451		1:52.792	Pit
5	5:00.304		38.128		29.027	187.5	6:07.459										
20 CORONEL NED SEAT Leon																	
1	20:50.870		36.894		28.742	183.6	21:56.506		7	39.135		36.582		28.853	184.9	1:44.570	
2	39.145		36.415		28.927	182.7	1:44.487		8	39.497		36.737		29.143	184.9	1:45.377	
3	38.968		36.606		29.108	181.8	1:44.682		9	39.608		37.059		29.018	181.8	1:45.685	
4	39.199		36.612		28.953	183.3	1:44.764		10	43.970		38.976		40.960		2:03.906	Pit
5	40.732		39.838		39.201		1:59.771	Pit									
6	5:38.033		43.582		29.189	183.9	6:50.804										



Weather/Track: Cloud 17° /Dry 19°

Circuit Length - 4.0050 kilometres
Valencia
Spain

2008 FIA World Touring Car Championship

Free Practice 1 - Sector Analysis Report

Lap S1 Time S1 Spd S2 Time S2 Spd S3 Time S3 Spd Lap Time Pit Lap S1 Time S1 Spd S2 Time S2 Spd S3 Time S3 Spd Lap Time Pit

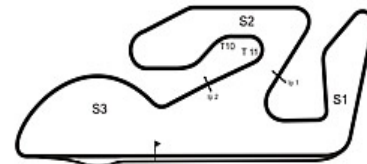
21 PEREZ-AICART				ESP		SEAT Leon					
1	11:11.178	41.217	30.663	183.0	12:23.058	8	4:52.912	37.040	29.231	182.4	5:59.183
2	39.993	37.125	29.414	183.9	1:46.532	9	39.235	36.973	34.542		1:50.750 Pit
3	39.186	36.707	29.119	183.6	1:45.012	10	3:10.587	38.173	29.208	183.0	4:17.968
4	39.355	36.630	29.103	183.3	1:45.088	11	39.219	36.865	29.125	183.0	1:45.209
5	43.697	40.691	37.015		2:01.403 Pit	12	42.476	38.308	36.457		1:57.241 Pit
6	4:30.466	37.054	29.169	182.4	5:36.689						
7	39.170	37.109	34.315		1:50.594 Pit						

23 CORTHALS				BEL		SEAT Leon				I	
1	11:02.828	38.453	30.125	184.9	12:11.406	8	2:38.891	36.706	29.027	185.2	3:44.624
2	40.007	36.864	29.143	185.5	1:46.014	9	39.278	36.644	29.036	184.9	1:44.958
3	39.667	36.772	29.137	184.9	1:45.576	10	39.300	36.778	29.013	185.5	1:45.091
4	39.534	36.850	29.146		1:55.530 Pit	11	39.366	36.786	29.095	184.6	1:45.247
5	6:10.735	37.092	29.213	185.2	7:17.040	12	39.555	40.981	39.401		1:59.937 Pit
6	39.208	36.961	29.169	184.9	1:45.338						
7	41.376	39.093	35.650		1:56.119 Pit						

26 D'ASTE				ITA		BMW 320si				I	
1	18:28.409	36.765	29.616	183.6	19:34.790	8	39.321	36.846	29.252	183.6	1:45.419
2	39.438	36.768	28.972	184.9	1:45.178	9	39.440	36.993	29.040	184.3	1:45.473
3	39.482	36.472	29.243	183.6	1:45.197	10	39.244	37.071	29.199	183.6	1:45.514
4	39.479	36.567	29.145	183.9	1:45.191	11	39.488	36.799	29.294	183.9	1:45.581
5	39.463	36.582	34.219		1:50.264 Pit	12	40.910	37.559	37.797		1:56.266 Pit
6	4:30.357	36.854	29.108	183.9	5:36.319						
7	39.332	36.857	29.212	183.3	1:45.401						

31 HERNANDEZ				ESP		BMW 320si				I	
1	18:05.962	36.847	29.067	184.9	19:11.876	7	39.388	36.447	29.071	183.9	1:44.906
2	39.096	36.236	28.887	184.3	1:44.219	8	39.322	36.533	28.933	185.8	1:44.788
3	39.235	36.311	29.586	183.0	1:45.132	9	39.532	36.445	29.076	184.3	1:45.053
4	39.337	36.319	29.091	183.9	1:44.747	10	39.542	36.535	29.006	184.3	1:45.083
5	41.078	36.840	34.615		1:52.533 Pit	11	39.848	36.916	35.605		1:52.369 Pit
6	3:30.643	36.471	29.195	183.6	4:36.309						

42 ENGSTLER				GER		BMW 320si				I	
1	13:21.226	38.196	29.613	184.3	14:29.035	9	39.796	36.916	29.089	184.9	1:45.801
2	40.025	36.863	29.176	183.9	1:46.064	10	40.016	37.159	29.308	183.0	1:46.483
3	39.786	36.933	29.312	183.0	1:46.031	11	39.603	37.167	29.727	182.4	1:46.497
4	39.326	36.880	29.470	183.0	1:45.676	12	39.794	36.976	30.885	183.0	1:47.655
5	41.035	37.426	37.155		1:55.616 Pit	13	39.922	37.225	29.271	183.6	1:46.418
6	4:10.546	42.849	29.936	185.5	5:23.331	14	41.852	37.894	39.277		1:59.023 Pit
7	39.309	36.705	29.111	183.3	1:45.125						
8	39.854	37.001	29.259	183.0	1:46.114						



Weather/Track: Cloud 17° /Dry 19°

Circuit Length - 4.0050 kilometres
Valencia
Spain

2008 FIA World Touring Car Championship

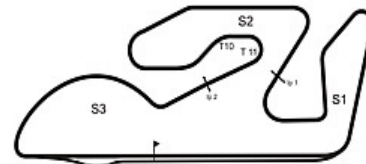
Free Practice 1 - Sector Analysis Report

Lap S1 Time S1 Spd S2 Time S2 Spd S3 Time S3 Spd Lap Time Pit Lap S1 Time S1 Spd S2 Time S2 Spd S3 Time S3 Spd Lap Time Pit

43 ROMANOV					RUS		BMW 320si			I			
1	11:15.899	43.281	40.527		12:39.707	Pit	8	39.780	49.637	37.819	2:07.236	Pit	
2	2:08.165	38.979	30.329	184.3	3:17.473		9	3:57.388	37.709	29.688	183.0	5:04.785	
3	40.854	37.366	29.675	184.3	1:47.895		10	40.566	37.605	29.342	184.3	1:47.513	
4	40.068	37.273	29.627	183.3	1:46.968		11	40.050	37.168	29.431	183.6	1:46.649	
5	39.818	37.147	29.425	183.6	1:46.390		12	41.311	37.373	29.373	184.6	1:48.057	
6	39.753	37.096	30.630	184.9	1:47.479		13		1:22.385			1:58.696	Pit
7	39.806	36.987	29.327	184.9	1:46.120								

54 LVOV					RUS		Honda Accord Euro R			I			
1	13:33.574	44.578	35.736	162.6	14:53.888		9	40.297	37.704	29.848	179.4	1:47.849	
2	43.868	43.442	30.529	180.6	1:57.839		10	41.298	40.813	33.095	155.3	1:55.206	
3	41.144	37.259	30.110	180.3	1:48.513		11	41.494	37.779	29.854	182.4	1:49.127	
4	40.441	37.171	29.629	179.4	1:47.241		12	40.198	40.198	30.233	180.6	1:50.629	
5	40.465	39.011	42.041		2:01.517	Pit	13	40.450	37.964	29.832	180.0	1:48.246	
6	3:25.499	39.889	31.229	182.1	4:36.617		14	44.671	40.652	45.414		2:10.737	Pit
7	40.528	37.168	30.017	180.6	1:47.713								
8	40.207	37.909	29.706	179.7	1:47.822								

55 SMETSKY					RUS		Honda Accord Euro R			I			
1	13:35.065	45.099	34.637	178.8	14:54.801		7	42.102	38.904	30.485	180.6	1:51.491	
2	46.572	42.198	32.174	180.9	2:00.944		8	42.354	38.719	39.380		2:00.453	Pit
3	44.427	40.263	31.906	180.6	1:56.596		9	3:31.528	39.515	30.948	180.9	4:41.991	
4	43.280	40.923	31.297	180.3	1:55.500		10	42.499	38.413	30.447	181.5	1:51.359	
5	43.617	39.824	31.612	180.9	1:55.053		11	41.252	38.585	41.156		2:00.993	Pit
6	43.464	39.895	30.913	180.6	1:54.272								



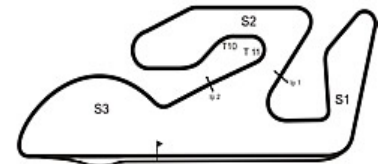
Weather/Track: Cloud 17° /Dry 19°

Circuit Length - 4.0050 kilometres
Valencia
Spain

2008 FIA World Touring Car Championship

Free Practice 1 - Best Sector Speeds Report

SECTOR 1		SECTOR 2		SECTOR 3			
POS	NO	SPEED	TRAP AVAILABLE	NO	NAME	SPEED	LAP
				8	MENU	188.4	2
				11	TARQUINI	188.4	6
				12	MULLER	187.8	6
				3	FARFUS	187.5	5
				9	GENE	187.5	5
				10	RYDELL	187.5	11
				15	THOMPSON	187.5	2
				18	MONTEIRO	187.5	5
				7	HUFF	187.1	7
				1	PRIAULX	186.8	5
				6	LARINI	186.5	4
				31	HERNANDEZ	185.8	8
				2	MULLER	185.5	7
				16	TIELEMANS	185.5	10
				23	CORTHALS	185.5	2
				42	ENGSTLER	185.5	6
				4	ZANARDI	185.2	2
				5	PORTEIRO	185.2	10
				20	CORONEL	184.9	7
				26	D'ASTE	184.9	2
				43	ROMANOV	184.9	6
				13	OKYAY	184.3	7
				21	PEREZ-AICAR	183.9	2
				54	LVOV	182.4	11
				55	SMETSKY	181.5	10



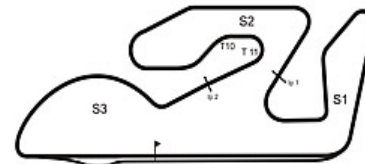
Weather/Track: Cloud 17° /Dry 19°

Circuit Length - 4.0050 kilometres
Valencia
Spain

2008 FIA World Touring Car Championship Free Practice 1 - Best Sector Times Report

POS	NO	SECTOR 1		SECTOR 2		SECTOR 3		IDEAL/BEST LAP COMPARISON							
		TIME	LAP	NO	TIME	LAP	NO	TIME	LAP	NO	NAME	IDEAL	BEST	LAP	DIFF
1	7	38.539	2	3	35.600	2	3	28.397	2	3	FARFUS	1:42.622	1:42.679	2	+ 0.057
2	3	38.625	5	7	35.813	2	8	28.428	2	7	HUFF	1:42.781	1:42.781	2	+ 0.000
3	8	38.715	2	12	35.873	6	7	28.429	2	8	MENU	1:43.018	1:43.018	2	+ 0.000
4	1	38.773	8	8	35.875	2	12	28.543	6	12	MULLER	1:43.240	1:43.294	6	+ 0.054
5	12	38.824	3	2	35.965	2	11	28.592	8	1	PRIAULX	1:43.567	1:43.657	8	+ 0.090
6	5	38.833	4	6	35.966	2	9	28.663	2	2	MULLER	1:43.570	1:43.868	2	+ 0.298
7	2	38.847	3	18	35.974	3	1	28.676	10	5	PORTEIRO	1:43.643	1:43.761	4	+ 0.118
8	6	38.949	2	5	35.995	4	18	28.730	7	6	LARINI	1:43.684	1:43.684	2	+ 0.000
9	20	38.968	3	11	36.031	8	20	28.742	1	11	TARQUINI	1:43.720	1:43.720	8	+ 0.000
10	15	38.983	6	9	36.038	2	2	28.758	6	9	GENE	1:43.749	1:43.749	2	+ 0.000
11	4	38.993	5	1	36.118	8	6	28.769	2	18	MONTEIRO	1:43.763	1:43.870	3	+ 0.107
12	9	39.048	2	4	36.180	2	5	28.815	10	4	ZANARDI	1:44.014	1:44.464	2	+ 0.450
13	18	39.059	3	15	36.185	3	4	28.841	2	15	THOMPSON	1:44.081	1:44.137	3	+ 0.056
14	31	39.096	2	31	36.236	2	10	28.862	6	20	CORONEL	1:44.125	1:44.487	2	+ 0.362
15	11	39.097	8	10	36.287	6	31	28.887	2	31	HERNANDEZ	1:44.219	1:44.219	2	+ 0.000
16	21	39.170	7	20	36.415	2	15	28.913	3	10	RYDELL	1:44.545	1:44.679	6	+ 0.134
17	23	39.208	6	26	36.472	3	26	28.972	2	26	D'ASTE	1:44.688	1:45.178	2	+ 0.490
18	26	39.244	10	16	36.506	6	23	29.013	10	23	CORTHALS	1:44.865	1:44.958	9	+ 0.093
19	42	39.309	7	21	36.630	4	16	29.075	10	21	PEREZ-AICA	1:44.903	1:45.012	3	+ 0.109
20	10	39.396	10	23	36.644	9	42	29.089	9	42	ENGSTLER	1:45.103	1:45.125	7	+ 0.022
21	16	39.535	10	42	36.705	7	21	29.103	4	16	TIELEMANS	1:45.116	1:45.287	10	+ 0.171
22	43	39.753	6	43	36.987	7	43	29.327	7	43	ROMANOV	1:46.067	1:46.120	7	+ 0.053
23	54	40.198	12	54	37.168	7	54	29.629	4	54	LVOV	1:46.995	1:47.241	4	+ 0.246
24	13	41.170	5	13	37.191	4	13	29.683	4	13	OKYAY	1:48.044	1:48.290	4	+ 0.246
25	55	41.252	11	55	38.413	10	55	30.447	10	55	SMETSKY	1:50.112	1:51.359	10	+ 1.247

'Perfect Lap' - 1:42.536



Weather/Track: Cloud 17° /Dry 19°

Circuit Length - 4.0050 kilometres
Valencia
Spain

2008 FIA World Touring Car Championship

FREE PRACTICE 2

POS	NO	CL	DRIVER	NAT	CAR	TIME	LAPS	GAP	KPH
1	7		Robert HUFF	GBR	Chevrolet Lacetti	1:44.769	14		137.61
2	3		Augusto FARFUS	BRA	BMW 320si	1:44.848	13	0.079	137.51
3	2		Jorg MULLER	GER	BMW 320si	1:45.037	13	0.268	137.26
4	6		Nicola LARINI	ITA	Chevrolet Lacetti	1:45.207	13	0.438	137.04
5	20		Tom CORONEL	NED	SEAT Leon	1:45.270	13	0.501	136.96
6	1		Andy PRIAULX	GBR	BMW 320si	1:45.293	15	0.524	136.93
7	21		Jose PEREZ-AICART	ESP	SEAT Leon	1:45.482	12	0.713	136.68
8	18		Tiago MONTEIRO	POR	SEAT Leon TDI	1:45.483	11	0.714	136.68
9	12		Yvan MULLER	FRA	SEAT Leon TDI	1:45.519	14	0.750	136.63
10	9		Jordi GENE	ESP	SEAT Leon TDI	1:45.551	10	0.782	136.59
11	8		Alain MENU	SUI	Chevrolet Lacetti	1:45.562	15	0.793	136.58
12	11		Gabriele TARQUINI	ITA	SEAT Leon TDI	1:45.565	15	0.796	136.57
13	4		Alessandro ZANARDI	ITA	BMW 320si	1:45.885	11	1.116	136.16
14	42	I	Franz ENGSTLER	GER	BMW 320si	1:46.036	14	1.267	135.97
15	10		Rickard RYDELL	SWE	SEAT Leon TDI	1:46.088	12	1.319	135.90
16	15		James THOMPSON	GBR	Honda Accord Euro R	1:46.134	9	1.365	135.84
17	5		Felix PORTEIRO	ESP	BMW 320si	1:46.162	14	1.393	135.81
18	31	I	Sergio HERNANDEZ	ESP	BMW 320si	1:46.423	11	1.654	135.47
19	23	I	Pierre-Yves CORTHALS	BEL	SEAT Leon	1:46.598	14	1.829	135.25
20	29	I	Jaap van LAGEN	NED	Lada 110	1:46.691	12	1.922	135.13
21	26	I	Stefano D'ASTE	ITA	BMW 320si	1:47.120	13	2.351	134.59
22	16	I	Olivier TIELEMANS	NED	BMW 320si	1:47.270	14	2.501	134.40
23	43	I	Andrei ROMANOV	RUS	BMW 320si	1:47.323	14	2.554	134.34
24	28	I	Viktor SHAPOVALOV	RUS	Lada 110	1:48.983	6	4.214	132.29
25	54	I	Alexander LVOV	RUS	Honda Accord Euro R	1:49.260	14	4.491	131.96
26	13	I	Ibrahim OKYAY	TUR	BMW 320si	1:49.303	7	4.534	131.90
27	55	I	Andrey SMETSKY	RUS	Honda Accord Euro R	1:51.112	13	6.343	129.76

Weather/Track: Sun 21°/Dry 37°

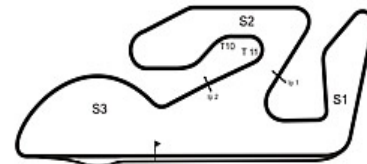
Valencia
Circuit Length = 4.0050 km.
Start: 11:30 End: 12:00

Race Director:	Steward:	Timekeeper:
----------------	----------	-------------

2008 FIA World Touring Car Championship

Free Practice 2 - Sector Analysis Report

Lap	S1 Time	S1 Spd	S2 Time	S2 Spd	S3 Time	S3 Spd	Lap Time	Pit	Lap	S1 Time	S1 Spd	S2 Time	S2 Spd	S3 Time	S3 Spd	Lap Time	Pit
1 PRIAULX GBR BMW 320si																	
1	11:05.547		39.582		33.617	184.3	12:18.746		9	2:37.913		36.876		29.154	183.0	3:43.943	
2	39.921		36.988		30.585	184.9	1:47.494		10	39.924		36.974		32.964		1:49.862	Pit
3	40.275		37.664		29.402	184.6	1:47.341		11	2:28.443		37.367		29.277	183.3	3:35.087	
4	39.985		37.072		29.261	184.3	1:46.318		12	40.056		36.931		29.150	183.0	1:46.137	
5	40.443		37.060		33.754		1:51.257	Pit	13	40.634		37.215		29.103	183.9	1:46.952	
6	2:51.867		36.924		29.172	184.6	3:57.963		14	39.825		36.819		29.206	183.6	1:45.850	
7	39.598		36.694		29.001	184.9	1:45.293		15	40.048		37.433		35.938		1:53.419	Pit
8	39.821		36.834		32.701		1:49.356	Pit									
2 MULLER GER BMW 320si																	
1	10:55.886		41.506		29.471	183.9	12:06.863		8	39.692		36.852		29.045	183.3	1:45.589	
2	39.629		36.518		28.890	184.3	1:45.037		9	39.943		36.858		33.047		1:49.848	Pit
3	39.879		36.691		29.040	185.2	1:45.610		10	3:06.310		37.165		30.179	183.9	4:13.654	
4	39.683		36.868		28.991	183.9	1:45.542		11	39.608		36.856		29.115	183.0	1:45.579	
5	40.002		37.377		33.393		1:50.772	Pit	12	39.682		36.983		29.123	183.3	1:45.788	
6	5:54.760		36.955		28.954	183.3	7:00.669		13	41.156		37.804		37.475		1:56.435	Pit
7	39.558		37.117		29.292	183.0	1:45.967										
3 FARFUS BRA BMW 320si																	
1	10:58.656		41.260		29.619	185.8	12:09.535		8	39.513		36.891		33.386		1:49.790	Pit
2	39.596		36.452		28.800	185.8	1:44.848		9	4:16.686		40.513		29.263	184.3	5:26.462	
3	39.535		36.455		28.859	186.2	1:44.849		10	39.617		36.565		28.982	184.9	1:45.164	
4	39.526		36.601		33.662		1:49.789	Pit	11	39.852		36.769		29.035	185.2	1:45.656	
5	6:19.379		38.661		28.979	184.9	7:27.019		12	39.987		36.821		29.127	183.9	1:45.935	
6	39.495		36.712		28.911	185.2	1:45.118		13	39.964		36.857		33.304		1:50.125	Pit
7	39.562		36.642		28.894	185.5	1:45.098										
4 ZANARDI ITA BMW 320si																	
1	10:52.813		37.246		29.819	182.7	11:59.878		7	3:53.160		38.223		37.420		5:08.803	Pit
2	39.554		37.083		29.446	183.3	1:46.083		8	5:33.877		38.707		32.150	183.0	6:44.734	
3	39.659		37.064		29.236	183.3	1:45.959		9	39.829		36.978		29.331	183.6	1:46.138	
4	39.733		36.856		29.296	183.0	1:45.885		10	39.939		37.262		35.183		1:52.384	Pit
5	39.630		36.897		29.433	183.0	1:45.960		11							2:21.322	
6	40.825		39.485		37.489		1:57.799	Pit									
5 PORTEIRO ESP BMW 320si																	
1	10:55.500		41.176		34.549	183.9	12:11.225		9	39.974		37.136		29.185	183.6	1:46.295	
2	39.906		37.281		29.148	183.9	1:46.335		10	40.261		37.377		29.397	183.0	1:47.035	
3	39.996		37.433		37.605		1:55.034	Pit	11	39.928		37.283		29.295	183.9	1:46.506	
4	2:42.097		41.073		29.678	182.7	3:52.848		12	39.866		37.177		29.276	184.3	1:46.319	
5	39.989		37.048		29.125	183.6	1:46.162		13	40.078		37.532		29.464	183.0	1:47.074	
6	39.847		37.251		29.453	183.3	1:46.551		14	40.248		37.416		39.226		1:56.890	Pit
7	39.977		37.499		37.909		1:55.385	Pit									
8	5:32.425		37.456		29.684	182.7	6:39.565										



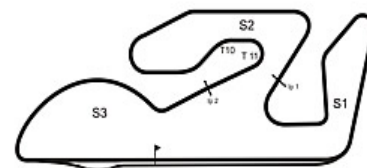
Weather/Track: Sun 21° /Dry 37°

Circuit Length - 4.0050 kilometres
Valencia
Spain

2008 FIA World Touring Car Championship

Free Practice 2 - Sector Analysis Report

Lap	S1 Time	S1 Spd	S2 Time	S2 Spd	S3 Time	S3 Spd	Lap Time	Pit	Lap	S1 Time	S1 Spd	S2 Time	S2 Spd	S3 Time	S3 Spd	Lap Time	Pit
6 LARINI									ITA Chevrolet Lacetti								
1	12:08.080		38.205		29.596	184.9	13:15.881		8	39.677		37.465		29.242	184.6	1:46.384	
2	39.345		36.813		29.049	185.8	1:45.207		9	39.831		37.574		29.298	184.9	1:46.703	
3	39.697		37.113		36.843		1:53.653	Pit	10	39.702		37.319		29.359	183.0	1:46.380	
4	6:47.553		37.318		29.213	185.5	7:54.084		11	39.595		37.142		29.351	184.3	1:46.088	
5	39.633		36.780		29.182	184.6	1:45.595		12	39.907		37.178		29.527	182.4	1:46.612	
6	39.625		36.910		29.082	185.5	1:45.617		13	40.644		37.661		37.516		1:55.821	Pit
7	39.375		36.841		29.027	185.5	1:45.243										
7 HUFF									GBR Chevrolet Lacetti								
1	11:06.728		39.809		33.771	185.8	12:20.308		9	39.669		36.698		29.066	184.6	1:45.433	
2	39.272		36.594		28.903	185.2	1:44.769		10	39.565		36.732		28.942	184.9	1:45.239	
3	39.350		36.608		37.040		1:52.998	Pit	11	39.403		36.676		28.954	185.8	1:45.033	
4	4:53.399		36.900		29.243	184.6	5:59.542		12	39.458		36.903		29.148	186.8	1:45.509	
5	39.807		36.714		37.235		1:53.756	Pit	13	39.762		36.685		29.100	184.3	1:45.547	
6	4:10.114		37.773		29.185	184.3	5:17.072		14	39.713		37.050		34.600		1:51.363	Pit
7	39.520		36.723		29.148	185.2	1:45.391										
8	39.630		36.580		28.902	186.2	1:45.112										
8 MENU									SUI Chevrolet Lacetti								
1	11:08.728		38.097		36.941		12:23.766	Pit	9	5:51.197		39.954		29.626	185.2	7:00.777	
2	1:12.602		46.716		29.472	185.5	2:28.790		10	39.746		37.108		29.231	184.6	1:46.085	
3	39.395		36.832		29.547	186.2	1:45.774		11	39.787		37.024		29.223	185.2	1:46.034	
4	39.561		36.850		29.260	185.2	1:45.671		12	39.491		37.064		29.136	186.2	1:45.691	
5	39.629		36.797		29.136	186.8	1:45.562		13	39.722		37.196		29.267	185.8	1:46.185	
6	39.578		37.111		29.234	185.5	1:45.923		14	40.665		37.276		29.399	185.8	1:47.340	
7	39.832		37.001		29.120	185.5	1:45.953		15	41.052		38.107		36.129		1:55.288	Pit
8	39.835		37.947		35.649		1:53.431	Pit									
9 GENE									ESP SEAT Leon TDI								
1	12:00.524		38.856		29.847	185.5	13:09.227		7	39.712		36.705		29.134	184.9	1:45.551	
2	40.212		36.653		29.099	186.8	1:45.964		8	40.100		36.814		29.292	184.6	1:46.206	
3	39.902		37.028		29.135	185.8	1:46.065		9	40.810		38.169		38.975		1:57.954	Pit
4	40.806		38.176		40.144		1:59.126	Pit	10	1:32.889		43.336		41.931		2:58.156	Pit
5	7:04.321		38.578		30.664	185.2	8:13.563										
6	39.576		36.972		29.066	185.2	1:45.614										
10 RYDELL									SWE SEAT Leon TDI								
1	10:52.592		40.008		30.237	186.2	12:02.837		8	4:28.963		38.418		29.693	184.9	5:37.074	
2	39.987		36.867		29.234	185.2	1:46.088		9	39.968		37.224		29.340	184.3	1:46.532	
3	41.780		37.235		34.647		1:53.662	Pit	10	40.279		37.153		29.349	184.9	1:46.781	
4	4:19.490		37.666		29.446	183.9	5:26.602		11	40.657		37.726		35.713		1:54.096	Pit
5	40.001		36.900		29.289	183.3	1:46.190		12	1:17.145		41.839		38.453		2:37.437	Pit
6	40.133		37.036		29.327	184.3	1:46.496										
7	42.013		39.340		34.767		1:56.120	Pit									



Weather/Track: Sun 21° /Dry 37°

Circuit Length - 4.0050 kilometres
Valencia
Spain

2008 FIA World Touring Car Championship

Free Practice 2 - Sector Analysis Report

Lap S1 Time S1 Spd S2 Time S2 Spd S3 Time S3 Spd Lap Time Pit Lap S1 Time S1 Spd S2 Time S2 Spd S3 Time S3 Spd Lap Time Pit

11 TARQUINI

ITA

SEAT Leon TDI

1	11:14.887	38.721	30.382	186.2	12:23.990	9	40.149	36.701	29.064	185.8	1:45.914
2	40.350	36.871	29.130	187.5	1:46.351	10	39.952	37.007	29.382	185.8	1:46.341
3	39.770	36.980	29.133	186.5	1:45.883	11	40.100	37.005	29.168	185.8	1:46.273
4	39.985	36.835	29.077	186.2	1:45.897	12	40.963	38.108	38.476		1:57.547 Pit
5	39.753	36.707	29.146	185.8	1:45.606	13	4:11.439	38.991	30.110	185.5	5:20.540
6	39.770	36.639	29.156	185.2	1:45.565	14	39.910	36.995	29.247	184.9	1:46.152
7	39.990	36.769	29.068	186.5	1:45.827	15	41.986	42.985	41.771		2:06.742 Pit
8	39.874	36.804	29.404	184.9	1:46.082						

12 MULLER

FRA

SEAT Leon TDI

1	10:52.123	39.539	30.542	185.5	12:02.204	9	39.875	37.066	29.172	185.5	1:46.113
2	39.889	36.573	29.057	185.2	1:45.519	10	39.954	37.162	29.123	185.5	1:46.239
3	39.840	36.694	29.075	185.5	1:45.609	11	40.254	37.095	29.348	185.2	1:46.697
4	39.640	36.862	29.318	185.5	1:45.820	12	40.022	37.418	36.623		1:54.063 Pit
5	39.708	37.140	29.357	184.6	1:46.205	13	1:24.070	37.995	36.927		2:38.992 Pit
6	40.035	37.175	38.230		1:55.440 Pit	14	2:25.466	49.225	46.934		4:01.625 Pit
7	3:45.736	37.586	29.512	185.2	4:52.834						
8	39.598	36.898	29.163	183.9	1:45.659						

13 OKYAY

TUR

BMW 320si

I

1	11:15.776	38.669	31.376	183.3	12:25.821	5	41.543	37.943	29.817	182.4	1:49.303
2	41.010	38.060	37.544		1:56.614 Pit	6	41.927	38.151	30.180	181.2	1:50.258
3	2:55.022	40.257	31.002	181.8	4:06.281	7	41.431	38.244	29.895	182.1	1:49.570
4	41.375	39.223	30.478	181.8	1:51.076						

15 THOMPSON

GBR

Honda Accord Euro R

1	11:12.631	39.846	30.381	185.8	12:22.858	6	41.315	39.451	36.688		1:57.454 Pit
2	40.042	36.845	29.252	185.8	1:46.139	7	6:06.957	39.653	29.567	184.3	7:16.177
3	39.972	37.118	36.858		1:53.948 Pit	8	39.714	37.105	29.396	184.3	1:46.215
4	6:42.055	38.781	29.591	185.5	7:50.427	9	41.255	37.398	41.140		1:59.793 Pit
5	39.989	36.981	29.164	185.2	1:46.134						

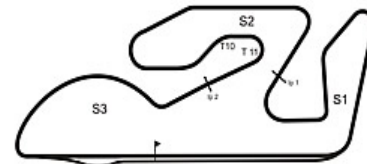
16 TIELEMANS

NED

BMW 320si

I

1	11:46.377	37.240	29.800	182.7	12:53.417	9	40.385	37.422	29.662	183.0	1:47.469
2	40.399	37.420	29.567	183.3	1:47.386	10	40.250	37.511	29.600	182.1	1:47.361
3	40.441	37.448	29.728	182.7	1:47.617	11	41.137	38.091	36.056		1:55.284 Pit
4	40.588	37.438	29.488	183.0	1:47.514	12	3:04.663	37.832	30.014	182.1	4:12.509
5	40.351	37.373	29.546	183.3	1:47.270	13	40.814	37.194	29.542	181.8	1:47.550
6	40.263	37.507	30.041	183.6	1:47.811	14	42.222	38.660	37.344		1:58.226 Pit
7	40.525	37.823	38.362		1:56.710 Pit						
8	3:35.365	38.116	29.753	183.0	4:43.234						



Weather/Track: Sun 21° / Dry 37°

Circuit Length - 4.0050 kilometres
Valencia
Spain

Printed at 12:06, Saturday, 17 May, 2008

© MST Systems Ltd, 2005 (www.mstworld.com)

Page 3

2008 FIA World Touring Car Championship

Free Practice 2 - Sector Analysis Report

Lap S1 Time S1 Spd S2 Time S2 Spd S3 Time S3 Spd Lap Time Pit Lap S1 Time S1 Spd S2 Time S2 Spd S3 Time S3 Spd Lap Time Pit

18 MONTEIRO

POR

SEAT Leon TDI

1	11:30.113	38.826	30.007	184.3	12:38.946	7	39.824	37.767	35.564	1:53.155	Pit	
2	39.897	36.569	29.017	187.5	1:45.483	8	5:58.347	42.087	29.319	186.8	7:09.753	
3	39.714	38.317	29.357	185.8	1:47.388	9	39.661	36.936	29.142	187.1	1:45.739	
4	40.179	36.950	36.455		1:53.584	Pit	10	39.675	37.013	29.302	186.8	1:45.990
5	6:13.496	37.836	29.422	185.8	7:20.754	11	40.444	37.461	37.759		1:55.664	Pit
6	39.697	37.016	29.052	186.8	1:45.765							

20 CORONEL

NED

SEAT Leon

1	10:53.287	39.671	30.222	184.6	12:03.180	8	40.435	37.932	35.157	1:53.524	Pit	
2	39.708	38.214	29.152	182.7	1:47.074	9	3:52.014	38.024	29.744	181.2	4:59.782	
3	39.643	37.101	29.163	181.5	1:45.907	10	41.557	40.498	29.134	181.5	1:51.189	
4	39.967	39.666	35.032		1:54.665	Pit	11	39.575	36.679	29.047	181.5	1:45.301
5	4:19.264	37.071	29.158	182.4	5:25.493	12	39.235	36.890	29.145	181.5	1:45.270	
6	39.648	37.150	29.234	183.0	1:46.032	13	40.001	36.995	41.976		1:58.972	Pit
7	39.653	36.896	29.107	181.2	1:45.656							

21 PEREZ-AICART

ESP

SEAT Leon

1	11:50.457	38.487	29.548	181.5	12:58.492	8	39.690	42.661	34.304	180.6	1:56.655	
2	39.927	37.301	29.309	181.8	1:46.537	9	39.700	37.467	34.102		1:51.269	Pit
3	39.885	37.435	29.519	181.2	1:46.839	10	2:49.024	36.905	29.255	182.1	3:55.184	
4	40.148	49.501	40.775		2:10.424	Pit	11	39.374	36.902	29.206	180.9	1:45.482
5	4:46.764	37.346	29.482	180.6	5:53.592	12	45.560	43.861	38.075		2:07.496	Pit
6	39.732	39.000	36.176		1:54.908	Pit						
7	4:29.401	38.311	29.538	181.5	5:37.250							

23 CORTHALS

BEL

SEAT Leon

I

1	11:07.995	39.468	33.617	185.2	12:21.080	9	2:50.013	38.364	30.679	184.6	3:59.056	
2	40.624	38.117	29.857	185.2	1:48.598	10	40.237	37.235	36.264		1:53.736	Pit
3	39.884	37.962	29.439	184.9	1:47.285	11	2:51.749	37.519	30.183	184.6	3:59.451	
4	40.033	37.379	29.456	184.6	1:46.868	12	40.127	37.304	29.498	183.9	1:46.929	
5	40.198	37.609	36.048		1:53.855	Pit	13	40.149	37.175	29.402	183.9	1:46.726
6	2:47.449	37.347	31.000	183.9	3:55.796	14	40.098	41.322	40.254		2:01.674	Pit
7	40.166	37.173	29.259	183.3	1:46.598							
8	40.068	37.177	36.067		1:53.312	Pit						

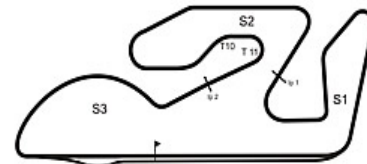
26 D'ASTE

ITA

BMW 320si

I

1	11:34.075	40.168	30.941	180.6	12:45.184	8	40.591	37.777	37.023	1:55.391	Pit	
2	40.134	37.207	29.783	183.0	1:47.124	9	4:27.488	37.763	29.735	182.4	5:34.986	
3	40.846	38.684	29.612	182.7	1:49.142	10	40.336	37.621	29.603	181.8	1:47.560	
4	40.248	38.143	29.663	181.8	1:48.054	11	40.360	37.780	29.412	182.1	1:47.552	
5	40.390	37.516	29.572	183.3	1:47.478	12	40.342	37.488	29.466	182.4	1:47.296	
6	40.065	37.538	29.517	181.8	1:47.120	13	40.549	38.335	36.457		1:55.341	Pit
7	40.257	37.466	29.496	180.9	1:47.219							



Weather/Track: Sun 21° / Dry 37°

Circuit Length - 4.0050 kilometres
Valencia
Spain

2008 FIA World Touring Car Championship

Free Practice 2 - Sector Analysis Report

Lap S1 Time S1 Spd S2 Time S2 Spd S3 Time S3 Spd Lap Time Pit Lap S1 Time S1 Spd S2 Time S2 Spd S3 Time S3 Spd Lap Time Pit

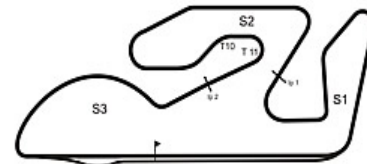
28 SHAPOVALOV				RUS		Lada 110		I			
1	15:54.223	39.667	31.660	177.9	17:05.550	5	41.117	37.961	30.097	179.1	1:49.175
2	41.787	38.132	30.815	179.1	1:50.734	6	44.068	54.194	52.819		2:31.081 Pit
3	41.262	38.028	30.320	178.5	1:49.610						
4	40.999	37.752	30.232	178.8	1:48.983						

29 LAGEN				NED		Lada 110		I			
1	14:57.828	40.145	30.053	178.2	16:08.026	8	40.808	37.789	29.673	179.1	1:48.270
2	40.297	37.540	29.564	178.2	1:47.401	9	40.105	37.614	29.741	179.4	1:47.460
3	39.849	37.643	29.430	179.4	1:46.922	10	40.230	37.784	29.831	179.7	1:47.845
4	39.716	37.379	29.596	178.8	1:46.691	11	40.238	37.647	29.913	179.7	1:47.798
5	40.272	37.599	29.589	179.4	1:47.460	12	40.215	37.613	42.537		2:00.365 Pit
6	40.004	38.055	35.988		1:54.047 Pit						
7	6:08.720	37.516	29.818	179.4	7:16.054						

31 HERNANDEZ				ESP		BMW 320si		I			
1	11:33.310	40.293	30.642	182.1	12:44.245	7	39.948	37.304	29.442	182.7	1:46.694
2	40.166	37.293	29.211	183.3	1:46.670	8	40.192	37.066	36.013		1:53.271 Pit
3	42.770	37.203	29.429	182.7	1:49.402	9	3:28.534	37.339	29.283	182.4	4:35.156
4	39.804	37.144	29.475	182.7	1:46.423	10	42.358	37.556	29.369	182.7	1:49.283
5	40.042	37.050	29.393	183.3	1:46.485	11	40.366	37.131	38.742		1:56.239 Pit
6	40.035	37.087	29.464	182.4	1:46.586						

42 ENGSTLER				GER		BMW 320si		I			
1	11:42.612	37.650	29.872	182.4	12:50.134	9	39.761	37.254	29.287	183.3	1:46.302
2	40.490	37.605	29.550	183.6	1:47.645	10	43.912	38.710	30.175	181.8	1:52.797
3	42.748	44.076	29.757	182.4	1:56.581	11	40.085	36.984	29.245	182.7	1:46.314
4	40.244	37.547	29.538	182.1	1:47.329	12	39.871	37.162	29.514	182.1	1:46.547
5	40.090	37.400	29.616	182.7	1:47.106	13	40.159	37.473	29.460	182.1	1:47.092
6	41.735	39.568	41.138		2:02.441 Pit	14	40.433	37.598	38.320		1:56.351 Pit
7	6:21.151	37.250	29.285	183.3	7:27.686						
8	39.868	36.893	29.275	183.3	1:46.036						

43 ROMANOV				RUS		BMW 320si		I			
1	11:13.121	40.777	30.877	183.3	12:24.775	9	40.752	37.526	29.673	182.4	1:47.951
2	41.185	37.815	29.741	182.1	1:48.741	10	40.523	37.319	35.272		1:53.114 Pit
3	41.087	37.455	29.664	183.0	1:48.206	11	2:39.344	37.606	29.868	181.5	3:46.818
4	41.000	37.824	29.765	182.4	1:48.589	12	40.507	37.264	29.917	182.4	1:47.688
5	40.855	37.711	35.845		1:54.411 Pit	13	40.327	37.379	29.617	182.1	1:47.323
6	5:05.464	39.387	30.472	182.1	6:15.323	14	40.607	37.525	38.269		1:56.401 Pit
7	40.703	37.137	29.772	180.3	1:47.612						
8	40.336	37.664	29.614	181.8	1:47.614						



Weather/Track: Sun 21° /Dry 37°

Circuit Length - 4.0050 kilometres
Valencia
Spain

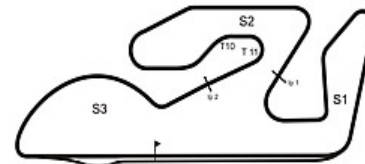
2008 FIA World Touring Car Championship

Free Practice 2 - Sector Analysis Report

Lap S1 Time S1 Spd S2 Time S2 Spd S3 Time S3 Spd Lap Time Pit Lap S1 Time S1 Spd S2 Time S2 Spd S3 Time S3 Spd Lap Time Pit

54 LVOV				RUS				Honda Accord Euro R				I
1	13:13.448	38.862	30.546 178.5	14:22.856	9	40.702	38.408	30.150 180.0	1:49.260			
2	42.315	38.236	30.604 180.0	1:51.155	10	41.179	37.984	30.218 177.6	1:49.381			
3	42.418	38.145	30.249 177.3	1:50.812	11	41.340	38.196	30.005 179.7	1:49.541			
4	42.704	37.663	29.950 181.2	1:50.317	12	41.171	38.626	30.562 180.3	1:50.359			
5	40.574	37.829	32.264 167.1	1:50.667	13	40.655	38.612	32.793 160.7	1:52.060			
6	41.789	39.330	39.072	2:00.191 Pit	14	42.230	39.012	46.596	2:07.838 Pit			
7	3:23.124	38.087	33.373 182.4	4:34.584								
8	41.867	38.198	29.840 179.1	1:49.905								

55 SMETSKY				RUS				Honda Accord Euro R				I
1	13:04.271	41.929	32.485 178.2	14:18.685	8	41.773	38.608	30.731 175.6	1:51.112			
2	43.793	40.270	31.059 178.2	1:55.122	9	41.909	39.719	40.488	2:02.116 Pit			
3	43.620	38.993	31.208 180.0	1:53.821	10	3:49.695	38.972	30.830 177.3	4:59.497			
4	41.916	39.152	30.941 179.7	1:52.009	11	42.194	38.804	30.530 177.9	1:51.528			
5	42.284	38.831	31.540 180.0	1:52.655	12	41.990	40.156	31.561 178.8	1:53.707			
6	41.512	39.883	31.321 179.1	1:52.716	13	45.555	45.757	48.717	2:20.029 Pit			
7	42.959	38.984	30.663 178.8	1:52.606								



Weather/Track: Sun 21° /Dry 37°

Circuit Length - 4.0050 kilometres
Valencia
Spain

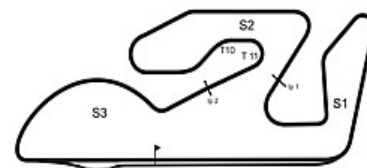
2008 FIA World Touring Car Championship

Free Practice 2 - Best Sector Speeds Report

SECTOR 1		SECTOR 2		SECTOR 3			
POS	NO	SPEED	TRAP AVAILABLE	NO	NAME	SPEED	LAP
	11	TARQUINI	187.5	2			
	18	MONTEIRO	187.5	2			
	7	HUFF	186.8	12			
	8	MENU	186.8	5			
	9	GENE	186.8	2			
	3	FARFUS	186.2	3			
	10	RYDELL	186.2	1			
	6	LARINI	185.8	2			
	15	THOMPSON	185.8	1			
	12	MULLER	185.5	1			
	2	MULLER	185.2	3			
	23	CORTHALS	185.2	1			
	1	PRIAULX	184.9	2			
	20	CORONEL	184.6	1			
	5	PORTEIRO	184.3	12			
	4	ZANARDI	183.6	9			
	16	TIELEMANS	183.6	6			
	42	ENGSTLER	183.6	2			
	13	OKYAY	183.3	1			
	26	D'ASTE	183.3	5			
	31	HERNANDEZ	183.3	2			
	43	ROMANOV	183.3	1			
	54	LVOV	182.4	7			
	21	PEREZ-AICAR	182.1	10			
	55	SMETSKY	180.0	3			
	29	LAGEN	179.7	10			
	28	SHAPOVALOV	179.1	2			



Weather/Track: Sun 21° /Dry 37°



Circuit Length - 4.0050 kilometres
Valencia
Spain

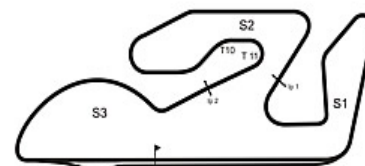
2008 FIA World Touring Car Championship Free Practice 2 - Best Sector Times Report

POS	NO	SECTOR 1		SECTOR 2		SECTOR 3		IDEAL/BEST LAP COMPARISON							
		TIME	LAP	NO	TIME	LAP	NO	TIME	LAP	NO	NAME	IDEAL	BEST	LAP	DIFF
1	20	39.235	12	3	36.452	2	3	28.800	2	3	FARFUS	1:44.747	1:44.848	2	+ 0.101
2	7	39.272	2	2	36.518	2	2	28.890	2	7	HUFF	1:44.754	1:44.769	2	+ 0.015
3	6	39.345	2	18	36.569	2	7	28.902	8	20	CORONEL	1:44.961	1:45.270	12	+ 0.309
4	21	39.374	11	12	36.573	2	1	29.001	7	2	MULLER	1:44.966	1:45.037	2	+ 0.071
5	8	39.395	3	7	36.580	8	18	29.017	2	6	LARINI	1:45.152	1:45.207	2	+ 0.055
6	3	39.495	6	11	36.639	6	6	29.027	7	12	MULLER	1:45.228	1:45.519	2	+ 0.291
7	4	39.554	2	9	36.653	2	20	29.047	11	18	MONTEIRO	1:45.247	1:45.483	2	+ 0.236
8	2	39.558	7	20	36.679	11	12	29.057	2	1	PRIAULX	1:45.293	1:45.293	7	+ 0.000
9	9	39.576	6	1	36.694	7	11	29.064	9	9	GENE	1:45.295	1:45.551	7	+ 0.256
10	1	39.598	7	6	36.780	5	9	29.066	6	8	MENU	1:45.312	1:45.562	5	+ 0.250
11	12	39.598	8	8	36.797	5	8	29.120	7	11	TARQUINI	1:45.456	1:45.565	6	+ 0.109
12	18	39.661	9	15	36.845	2	5	29.125	5	21	PEREZ-AICA	1:45.482	1:45.482	11	+ 0.000
13	15	39.714	8	4	36.856	4	15	29.164	5	4	ZANARDI	1:45.646	1:45.885	4	+ 0.239
14	29	39.716	4	10	36.867	2	21	29.206	11	15	THOMPSON	1:45.723	1:46.134	5	+ 0.411
15	11	39.753	5	42	36.893	8	31	29.211	2	42	ENGSTLER	1:45.899	1:46.036	8	+ 0.137
16	42	39.761	9	21	36.902	11	10	29.234	2	5	PORTEIRO	1:46.020	1:46.162	5	+ 0.142
17	31	39.804	4	5	37.048	5	4	29.236	3	31	HERNANDEZ	1:46.065	1:46.423	4	+ 0.358
18	5	39.847	6	31	37.050	5	42	29.245	11	10	RYDELL	1:46.069	1:46.088	2	+ 0.019
19	23	39.884	3	43	37.137	7	23	29.259	7	23	CORTHALS	1:46.316	1:46.598	7	+ 0.282
20	10	39.968	9	23	37.173	7	26	29.412	11	29	LAGEN	1:46.525	1:46.691	4	+ 0.166
21	26	40.065	6	16	37.194	13	29	29.430	3	26	D'ASTE	1:46.684	1:47.120	6	+ 0.436
22	16	40.250	10	26	37.207	2	16	29.488	4	16	TIELEMANS	1:46.932	1:47.270	5	+ 0.338
23	43	40.327	13	29	37.379	4	43	29.614	8	43	ROMANOV	1:47.078	1:47.323	13	+ 0.245
24	54	40.574	5	54	37.663	4	13	29.817	5	54	LVOV	1:48.077	1:49.260	9	+ 1.183
25	28	40.999	4	28	37.752	4	54	29.840	8	13	OKYAY	1:48.770	1:49.303	5	+ 0.533
26	13	41.010	2	13	37.943	5	28	30.097	5	28	SHAPOVALO	1:48.848	1:48.983	4	+ 0.135
27	55	41.512	6	55	38.608	8	55	30.530	11	55	SMETSKY	1:50.650	1:51.112	8	+ 0.462

'Perfect Lap' - 1:44.487



Weather/Track: Sun 21° /Dry 37°



Circuit Length - 4.0050 kilometres
Valencia
Spain

2008 FIA World Touring Car Championship QUALIFYING - PROVISIONAL CLASSIFICATION

POS	NO	CL	DRIVER	NAT	CAR	TIME	LAPS	GAP	KPH
1	12		Yvan MULLER	FRA	SEAT Leon TDI	1:58.816	14		121.34
2	11		Gabriele TARQUINI	ITA	SEAT Leon TDI	1:59.514	12	0.698	120.63
3	8		Alain MENU	SUI	Chevrolet Lacetti	1:59.610	13	0.794	120.54
4	7		Robert HUFF	GBR	Chevrolet Lacetti	1:59.624	14	0.808	120.52
5	9		Jordi GENE	ESP	SEAT Leon TDI	1:59.902	14	1.086	120.24
6	1		Andy PRIAULX	GBR	BMW 320si	1:59.941	14	1.125	120.20
7	2		Jorg MULLER	GER	BMW 320si	2:00.043	14	1.227	120.10
8	3		Augusto FARFUS	BRA	BMW 320si	2:00.074	14	1.258	120.07
9	4		Alessandro ZANARDI	ITA	BMW 320si	2:00.211	13	1.395	119.93
10	6		Nicola LARINI	ITA	Chevrolet Lacetti	2:00.381	14	1.565	119.77
11	10		Rickard RYDELL	SWE	SEAT Leon TDI	2:00.407	13	1.591	119.74
12	15		James THOMPSON	GBR	Honda Accord Euro R	2:00.543	12	1.727	119.60
13	5		Felix PORTEIRO	ESP	BMW 320si	2:00.956	14	2.140	119.20
14	26	I	Stefano D'ASTE	ITA	BMW 320si	2:01.062	15	2.246	119.09
15	31	I	Sergio HERNANDEZ	ESP	BMW 320si	2:01.110	15	2.294	119.04
16	23	I	Pierre-Yves CORTHALS	BEL	SEAT Leon	2:01.366	11	2.550	118.79
17	18		Tiago MONTEIRO	POR	SEAT Leon TDI	2:01.743	13	2.927	118.43
18	21		Jose PEREZ-AICART	ESP	SEAT Leon	2:01.821	14	3.005	118.35
19	20		Tom CORONEL	NED	SEAT Leon	2:02.332	10	3.516	117.86
20	42	I	Franz ENGSTLER	GER	BMW 320si	2:03.350	6	4.534	116.88
21	43	I	Andrei ROMANOV	RUS	BMW 320si	2:04.394	13	5.578	115.90
22	29	I	Jaap van LAGEN	NED	Lada 110	2:04.796	4	5.980	115.53
23	16	I	Olivier TIELEMANS	NED	BMW 320si	2:05.774	5	6.958	114.63
QUALIFICATION MAXIMA						2:07.133			
54	I		Alexander LVOV	RUS	Honda Accord Euro R	2:07.463	8	8.647	113.11
13	I		Ibrahim OKYAY	TUR	BMW 320si	2:13.114	3	14.298	108.31
55	I		Andrey SMETSKY	RUS	Honda Accord Euro R	2:13.139	10	14.323	108.29
28	I		Viktor SHAPOVALOV	RUS	Lada 110	17:00.998	2	15:02.182	14.12

Weather/Track: Rain 17°/Wet 20°

Valencia
Circuit Length = 4.0050 km.
Start: 15:00 End: 15:33

Race Director:	Steward:	Timekeeper:
----------------	----------	-------------

2008 FIA World Touring Car Championship QUALIFYING RESULT

POS	NO	CL	DRIVER	NAT	CAR	TIME	LAPS	GAP	KPH
1	12		Yvan MULLER	FRA	SEAT Leon TDI	1:58.816	14		121.34
2	11		Gabriele TARQUINI	ITA	SEAT Leon TDI	1:59.514	12	0.698	120.63
3	7		Robert HUFF	GBR	Chevrolet Lacetti	1:59.624	14	0.808	120.52
4	9		Jordi GENE	ESP	SEAT Leon TDI	1:59.902	14	1.086	120.24
5	1		Andy PRIAULX	GBR	BMW 320si	1:59.941	14	1.125	120.20
6	2		Jorg MULLER	GER	BMW 320si	2:00.043	14	1.227	120.10
7	3		Augusto FARFUS	BRA	BMW 320si	2:00.074	14	1.258	120.07
8	4		Alessandro ZANARDI	ITA	BMW 320si	2:00.211	13	1.395	119.93
9	6		Nicola LARINI	ITA	Chevrolet Lacetti	2:00.381	14	1.565	119.77
10	10		Rickard RYDELL	SWE	SEAT Leon TDI	2:00.407	13	1.591	119.74
11	15		James THOMPSON	GBR	Honda Accord Euro R	2:00.543	12	1.727	119.60
12	5		Felix PORTEIRO	ESP	BMW 320si	2:00.956	14	2.140	119.20
13	26	I	Stefano D'ASTE	ITA	BMW 320si	2:01.062	15	2.246	119.09
14	31	I	Sergio HERNANDEZ	ESP	BMW 320si	2:01.110	15	2.294	119.04
15	23	I	Pierre-Yves CORTHALS	BEL	SEAT Leon	2:01.366	11	2.550	118.79
16	18		Tiago MONTEIRO	POR	SEAT Leon TDI	2:01.743	13	2.927	118.43
17	21		Jose PEREZ-AICART	ESP	SEAT Leon	2:01.821	14	3.005	118.35
18	20		Tom CORONEL	NED	SEAT Leon	2:02.332	10	3.516	117.86
19	42	I	Franz ENGSTLER	GER	BMW 320si	2:03.350	6	4.534	116.88
20	43	I	Andrei ROMANOV	RUS	BMW 320si	2:04.394	13	5.578	115.90
21	29	I	Jaap van LAGEN	NED	Lada 110	2:04.796	4	5.980	115.53
22	16	I	Olivier TIELEMANS	NED	BMW 320si	2:05.774	5	6.958	114.63
QUALIFICATION MAXIMA						2:07.133			
54	I		Alexander LVOV	RUS	Honda Accord Euro R	2:07.463	8	8.647	113.11
13	I		Ibrahim OKYAY	TUR	BMW 320si	2:13.114	3	14.298	108.31
55	I		Andrey SMETSKY	RUS	Honda Accord Euro R	2:13.139	10	14.323	108.29
28	I		Viktor SHAPOVALOV	RUS	Lada 110	17:00.998	2	15:02.182	14.12

Car 8, all times cancelled, refer Stewards decision 6

Valencia
Circuit Length = 4.0050 km.

Steward:	Steward:	Steward:
----------	----------	----------

2008 FIA World Touring Car Championship Qualifying - Sector Analysis Report

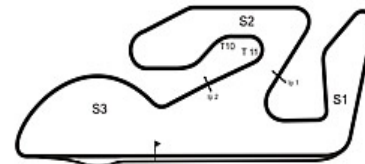
Lap S1 Time S1 Spd S2 Time S2 Spd S3 Time S3 Spd Lap Time Pit Lap S1 Time S1 Spd S2 Time S2 Spd S3 Time S3 Spd Lap Time Pit

1 PRIAULX				GBR		BMW 320si			
1	11:06.305	42.387	33.929 177.6	12:22.621	9	45.754	41.270	35.452 178.2	2:02.476
2	46.874	41.606	33.168 178.8	2:01.648	10	45.834	41.895	33.066 177.9	2:00.795
3	46.193	42.251	33.261 178.5	2:01.705	11	45.991	41.670	32.965 178.5	2:00.626
4	46.478	41.644	33.309 179.7	2:01.431	12	49.081	45.431	33.196 177.6	2:07.708
5	46.184	42.070	37.767	2:06.021 Pit	13	45.838	41.466	32.800 178.2	2:00.104
6	3:07.177	41.507	33.039 179.1	4:21.723	14	48.240	44.393	42.003	2:14.636 Pit
7	6:03.815	42.016	33.119 177.6	7:18.950					
8	45.686	41.432	32.823 178.2	1:59.941					

2 MULLER				GER		BMW 320si			
1	11:07.688	43.157	35.178 177.6	12:26.023	9	45.798	41.304	32.941 178.8	2:00.043
2	46.913	41.515	33.355 177.9	2:01.783	10	46.054	41.833	32.795 179.1	2:00.682
3	46.026	41.729	33.230 179.1	2:00.985	11	46.384	41.437	35.696 178.5	2:03.517
4	45.752	51.893	33.269 178.8	2:10.914	12	45.960	41.484	32.850 178.2	2:00.294
5	46.504	41.485	39.826	2:07.815 Pit	13	45.810	41.592	32.862 177.6	2:00.264
6	2:50.737	52.550	33.339 177.9	4:16.626	14	48.218	42.645	44.586	2:15.449 Pit
7	6:27.897	42.075	33.033 177.3	7:43.005					
8	46.069	41.523	32.865 178.5	2:00.457					

3 FARFUS				BRA		BMW 320si			
1	11:34.481	53.684	33.641 177.9	13:01.806	9	45.938	41.899	32.785 178.8	2:00.622
2	46.691	42.515	33.492 178.5	2:02.698	10	45.743	41.691	32.640 179.1	2:00.074
3	46.193	42.226	33.054 177.9	2:01.473	11	45.978	41.708	37.697	2:05.383 Pit
4	46.339	42.115	32.792 178.5	2:01.246	12	2:33.627	42.279	33.368 179.1	3:49.274
5	46.068	41.944	32.976 178.5	2:00.988	13	46.243	42.229	32.843 179.4	2:01.315
6	46.012	42.052	32.821 178.2	2:00.885	14	52.584	48.561	43.578	2:24.723 Pit
7	46.047	42.020	32.994 178.2	2:01.061					
8	6:10.579	41.956	32.823 178.8	7:25.358					

4 ZANARDI				ITA		BMW 320si			
1	11:07.196	42.730	33.837 178.8	12:23.763	8	46.818	41.878	34.119 178.5	2:02.815
2	47.141	42.407	33.361 178.5	2:02.909	9	46.188	41.576	32.825 179.1	2:00.589
3	46.637	41.615	33.260 178.2	2:01.512	10	46.214	41.462	43.421 156.2	2:11.097
4	45.850	41.352	33.009 179.4	2:00.211	11	47.638	43.455	34.060 179.4	2:05.153
5	49.141	42.715	38.417	2:10.273 Pit	12	46.151	41.331	33.071 177.9	2:00.553
6	4:15.080	44.193	33.649 177.3	5:32.922	13	50.460	49.968	43.623	2:24.051 Pit
7	5:29.533	42.662	33.615 177.0	6:45.810					



Weather/Track: Rain 17° /Wet 20°

Circuit Length - 4.0050 kilometres
Valencia
Spain

2008 FIA World Touring Car Championship Qualifying - Sector Analysis Report

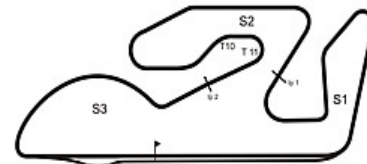
Lap S1 Time S1 Spd S2 Time S2 Spd S3 Time S3 Spd Lap Time Pit Lap S1 Time S1 Spd S2 Time S2 Spd S3 Time S3 Spd Lap Time Pit

5 PORTEIRO				ESP		BMW 320si					
1	11:22.257	45.846	34.570	178.2	12:42.673	9	46.586	42.096	33.143	178.5	2:01.825
2	47.833	42.317	33.570	177.9	2:03.720	10	1:11.818	42.128	37.780	178.5	2:31.726
3	47.635	42.804	36.443	178.2	2:06.882	11	46.283	41.662	33.062	178.8	2:01.007
4	46.399	41.955	33.472	176.4	2:01.826	12	45.927	41.648	33.381	177.9	2:00.956
5	46.982	46.299	33.816	177.6	2:07.097	13	45.902	43.361	33.067	178.8	2:02.330
6	46.933	42.150	33.703	177.0	2:02.786	14	50.865	48.414	46.788		2:26.067 Pit
7	46.326	42.243	43.370		2:11.939 Pit						
8	6:31.814	42.350	33.627	178.8	7:47.791						

6 LARINI				ITA		Chevrolet Lacetti					
1	11:13.455	41.886	33.623	178.5	12:28.964	9	46.290	41.722	33.240	177.6	2:01.252
2	46.673	43.828	33.726	179.4	2:04.227	10	46.102	1:01.979	33.737	179.4	2:21.818
3	46.048	41.719	33.211	179.1	2:00.978	11	46.167	42.028	33.827	179.4	2:02.022
4	46.156	41.699	33.645	178.2	2:01.500	12	46.341	47.223	33.729	180.3	2:07.293
5	47.016	43.727	34.093	180.0	2:04.836	13	46.040	41.444	33.011	181.5	2:00.495
6	46.824	42.433	33.557	178.8	2:02.814	14	47.415	49.319	48.617		2:25.351 Pit
7	45.716	41.397	33.268	177.6	2:00.381						
8	6:52.846	41.942	34.230	177.9	8:09.018						

7 HUFF				GBR		Chevrolet Lacetti					
1	11:18.224	42.149	33.265	180.3	12:33.638	9	45.945	42.437	35.224	181.5	2:03.606
2	46.602	41.750	33.510	179.4	2:01.862	10	45.504	41.327	32.859	180.3	1:59.690
3	45.692	41.932	32.874	181.8	2:00.498	11	45.469	41.213	32.964	180.6	1:59.646
4	45.724	41.554	32.983	181.2	2:00.261	12	45.577	41.719	32.769	180.6	2:00.065
5	49.347	44.692	34.042	181.8	2:08.081	13	45.419	41.753	32.887	181.2	2:00.059
6	45.930	41.686	33.449	180.0	2:01.065	14	49.293	43.733	43.609		2:16.635 Pit
7	45.697	41.316	32.611	181.2	1:59.624						
8	9:04.911	41.530	32.702	180.9	10:19.143						

8 MENU				SUI		Chevrolet Lacetti					
1	14:18.093	42.753	33.799	179.4	15:34.645	8	46.928	45.257	34.646	180.3	2:06.831
2	46.553	41.998	33.343	179.4	2:01.894	9	45.553	41.246	32.811	181.5	1:59.610
3	46.283	41.602	33.239	180.6	2:01.124	10	45.388	44.075	37.455	181.8	2:06.918
4	45.754	41.464	33.064	180.9	2:00.282	11	45.702	41.341	32.875	181.2	1:59.918
5	45.685	42.390	33.075	179.7	2:01.150	12	45.599	41.390	32.744	181.8	1:59.733
6	45.991	41.508	33.161	179.4	2:00.660	13	50.289	48.126	44.621		2:23.036 Pit
7	7:57.455	47.331	34.015	180.6	9:18.801						



Weather/Track: Rain 17° /Wet 20°

Circuit Length - 4.0050 kilometres
Valencia
Spain

2008 FIA World Touring Car Championship Qualifying - Sector Analysis Report

Lap S1 Time S1 Spd S2 Time S2 Spd S3 Time S3 Spd Lap Time Pit Lap S1 Time S1 Spd S2 Time S2 Spd S3 Time S3 Spd Lap Time Pit

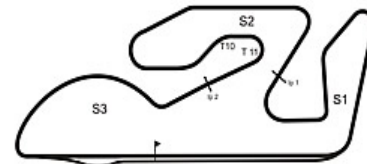
9 GENE				ESP		SEAT Leon TDI			
1	10:59.180	42.267	35.465 180.3	12:16.912	9	6:54.007	46.332	38.110 180.6	8:18.449
2	45.650	41.500	32.792 180.6	1:59.942	10	45.996	41.437	39.217	2:06.650 Pit
3	46.344	41.087	32.764 180.6	2:00.195	11	2:24.589	41.708	33.163 181.5	3:39.460
4	45.549	41.509	32.930 181.2	1:59.988	12	45.476	41.679	32.844 181.5	1:59.999
5	46.256	43.587	34.672 180.3	2:04.515	13	45.759	41.717	33.217 180.0	2:00.693
6	47.836	42.151	32.929 180.3	2:02.916	14	51.354	43.147	47.460	2:21.961 Pit
7	45.504	41.423	32.975 179.7	1:59.902					
8	45.784	43.730	44.534	2:14.048 Pit					

10 RYDELL				SWE		SEAT Leon TDI			
1	11:00.459	43.998	36.088 181.2	12:20.545	8	7:48.345	50.685	33.773 180.0	9:12.803
2	46.039	42.009	33.361 179.7	2:01.409	9	45.873	41.753	32.893 179.7	2:00.519
3	46.114	42.058	33.381 179.7	2:01.553	10	58.901	41.950	37.717	2:18.568 Pit
4	46.114	42.471	33.095 179.7	2:01.680	11	2:39.050	43.312	33.638 181.8	3:56.000
5	46.707	44.272	33.748 179.4	2:04.727	12	45.646	41.735	33.026 180.3	2:00.407
6	46.763	41.981	33.245 179.7	2:01.989	13	47.818	43.013	42.188	2:13.019 Pit
7	46.192	42.569	39.168	2:07.929 Pit					

11 TARQUINI				ITA		SEAT Leon TDI			
1	10:59.764	43.226	35.738 182.4	12:18.728	8	45.602	41.743	32.715 182.7	2:00.060
2	46.495	52.996	49.768	2:29.259 Pit	9	46.598	43.005	38.593	2:08.196 Pit
3	3:37.640	44.852	33.429 180.9	4:55.921	10	2:39.880	42.913	33.933 182.4	3:56.726
4	45.975	41.855	32.580 181.8	2:00.410	11	45.368	41.446	32.700 183.9	1:59.514
5	45.751	41.774	33.039 181.2	2:00.564	12	53.084	48.116	47.002	2:28.202 Pit
6	45.713	41.698	33.011 181.8	2:00.422					
7	5:54.237	1:02.675	32.964 181.5	7:29.876					

12 MULLER				FRA		SEAT Leon TDI			
1	10:55.461	42.015	32.780 181.2	12:10.256	9	45.330	41.087	32.399 183.0	1:58.816
2	45.106	41.341	32.676 181.8	1:59.123	10	48.669	46.161	33.665 183.0	2:08.495
3	45.109	41.540	33.177 181.5	1:59.826	11	45.446	41.474	39.485 181.5	2:06.405
4	45.061	41.599	32.540 182.1	1:59.200	12	45.217	41.592	32.982 182.1	1:59.791
5	47.389	46.814	43.575 146.5	2:17.778	13	45.213	41.627	32.480 182.1	1:59.320
6	52.400	51.166	47.110 182.4	2:30.676	14	50.106	45.012	41.925	2:17.043 Pit
7	45.275	47.421	32.638 182.1	2:05.334					
8	6:42.972	42.741	34.592 181.2	8:00.305					

13 OKYAY				TUR		BMW 320si		I	
1	11:52.574	48.580	37.966 170.6	13:19.120	3	50.540	45.718	36.856 172.8	2:13.114
2	52.731	47.987	36.577 173.6	2:17.295					



Weather/Track: Rain 17° /Wet 20°

Circuit Length - 4.0050 kilometres
Valencia
Spain

2008 FIA World Touring Car Championship Qualifying - Sector Analysis Report

Lap S1 Time S1 Spd S2 Time S2 Spd S3 Time S3 Spd Lap Time Pit Lap S1 Time S1 Spd S2 Time S2 Spd S3 Time S3 Spd Lap Time Pit

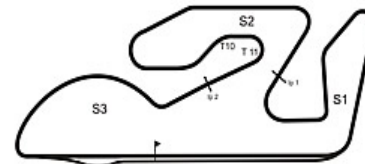
15 THOMPSON				GBR		Honda Accord Euro R			
1	11:22.482	43.272	34.688 178.8	12:40.442	8	46.653	41.706	33.006 179.4	2:01.365
2	47.185	42.110	33.569 177.6	2:02.864	9	46.038	41.756	32.988 179.4	2:00.782
3	46.399	42.481	33.436 179.7	2:02.316	10	46.140	41.885	33.047 179.1	2:01.072
4	46.343	1:40.980	38.787	3:06.110 Pit	11	45.777	41.757	33.009 180.0	2:00.543
5	4:41.063	43.088	34.059 178.5	5:58.210	12	48.872	43.613	41.183	2:13.668 Pit
6	6:53.793	42.414	33.634 179.7	8:09.841					
7	45.956	42.249	33.203 179.7	2:01.408					

16 TIELEMANS				NED		BMW 320si			
1	12:44.457	44.628	34.792 173.9	14:03.877	4	47.764	43.452	34.558 176.4	2:05.774
2	48.122	43.778	34.695 175.3	2:06.595	5				2:35.702
3	48.138	44.546	34.434 176.7	2:07.118					

18 MONTEIRO				POR		SEAT Leon TDI			
1	10:58.719	42.001	33.447 180.6	12:14.167	8	46.205	42.450	33.088 178.8	2:01.743
2	46.749	42.132	33.242 180.0	2:02.123	9	47.123	41.940	33.617 179.1	2:02.680
3	47.277	42.023	32.889 180.9	2:02.189	10	46.483	42.230	33.292 179.7	2:02.005
4	46.301	42.090	34.248 181.5	2:02.639	11	46.725	41.978	33.397 180.6	2:02.100
5	46.321	43.704	34.402 180.0	2:04.427	12	46.594	42.038	33.227 180.3	2:01.859
6	46.744	42.385	38.937	2:08.066 Pit	13	50.196	44.488	42.878	2:17.562 Pit
7	10:28.942	43.440	33.368 179.7	11:45.750					

20 CORONEL				NED		SEAT Leon			
1	14:42.034	43.310	34.248 173.0	15:59.592	7	46.814	42.210	33.308 176.1	2:02.332
2	47.436	42.813	33.981 173.3	2:04.230	8	46.224	42.427	40.238	2:08.889 Pit
3	46.627	42.421	33.511 173.3	2:02.559	9	2:57.109	42.127	33.484 173.3	4:12.720
4	46.452	42.200	33.839 172.8	2:02.491	10	46.414	46.362	48.129	2:20.905 Pit
5	47.253	42.651	39.443	2:09.347 Pit					
6	9:32.479	43.249	34.411 174.7	10:50.139					

21 PEREZ-AICART				ESP		SEAT Leon			
1	11:30.142	44.491	38.305 173.6	12:52.938	9	46.789	41.716	33.316 173.9	2:01.821
2	48.022	42.307	33.515 173.9	2:03.844	10	46.354	47.514	33.813 173.6	2:07.681
3	49.626	49.608	35.490 174.1	2:14.724	11	46.575	41.802	33.570 174.1	2:01.947
4	49.587	45.636	33.862 173.6	2:09.085	12	47.232	42.670	33.720 174.4	2:03.622
5	48.112	42.687	33.896 172.5	2:04.695	13	46.549	42.156	33.623 174.4	2:02.328
6	47.214	42.796	34.009 171.9	2:04.019	14	52.688	47.357	44.020	2:24.065 Pit
7	46.677	41.851	33.732 172.8	2:02.260					
8	6:20.346	51.287	38.710 173.6	7:50.343					



Weather/Track: Rain 17° /Wet 20°

Circuit Length - 4.0050 kilometres
Valencia
Spain

2008 FIA World Touring Car Championship Qualifying - Sector Analysis Report

Lap S1 Time S1 Spd S2 Time S2 Spd S3 Time S3 Spd Lap Time Pit Lap S1 Time S1 Spd S2 Time S2 Spd S3 Time S3 Spd Lap Time Pit

23 CORTHALS				BEL		SEAT Leon				I			
1	11:34.834			1:06.496	177.9	12:41.330		7	8:20.025	42.316	33.109	177.9	9:35.450
2	47.524	43.106		33.755	177.6	2:04.385		8	46.148	42.156	33.062	177.9	2:01.366
3	46.854	42.883		33.476	177.6	2:03.213		9	46.167	44.792	36.711	177.3	2:07.670
4	46.700	42.635		33.884	177.6	2:03.219		10	46.329		1:16.462		2:02.791
5	46.578	42.451		33.591	177.9	2:02.620		11					2:13.272 Pit
6	46.849	42.862		37.688		2:07.399 Pit							

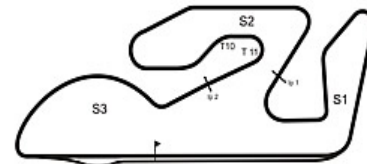
26 D'ASTE				ITA		BMW 320si				I			
1	11:19.264	43.390		33.601	177.0	12:36.255		9	46.494	41.905	32.995	176.1	2:01.394
2	46.804	42.354		34.934	176.7	2:04.092		10	46.490	41.935	32.992	176.1	2:01.417
3	46.669	42.350		33.745	176.7	2:02.764		11	45.985	41.922	33.157	176.1	2:01.064
4	46.649	41.770		33.277	176.7	2:01.696		12	46.405	41.910	35.500	175.3	2:03.815
5	46.040	41.999		33.230	177.3	2:01.269		13	46.262	41.792	34.078	175.6	2:02.132
6	46.254	42.352		33.327	176.1	2:01.933		14	46.115	41.847	33.100	177.0	2:01.062
7	46.088	41.849		33.327	176.1	2:01.264		15	46.926	48.604	44.770		2:20.300 Pit
8	6:17.220	48.584		33.394	176.1	7:39.198							

28 SHAPOVALOV				RUS		Lada 110				I			
1	15:18.625	59.335		43.038	143.4	17:00.998							
2	55.639	54.527		48.339		2:38.505 Pit							

29 LAGEN				NED		Lada 110				I			
1	12:17.172	47.167		35.012	172.8	13:39.351		4	47.669	44.043	39.446		2:11.158 Pit
2	48.741	44.064		34.623	172.2	2:07.428							
3	47.954	43.106		33.736	173.9	2:04.796							

31 HERNANDEZ				ESP		BMW 320si				I			
1	11:08.792	42.831		34.929	175.8	12:26.552		9	46.906	57.517	33.862	175.8	2:18.285
2	47.657	42.450		33.521	175.3	2:03.628		10	47.066	42.471	33.627	176.1	2:03.164
3	46.816	42.136		33.452	176.4	2:02.404		11	46.673	42.271	33.328	175.8	2:02.272
4	46.141	41.735		33.234	176.7	2:01.110		12	46.270	41.958	33.655	176.1	2:01.883
5	47.191	41.946		33.603	175.8	2:02.740		13	46.693	42.801	34.223	176.4	2:03.717
6	46.340	43.617		33.302	176.1	2:03.259		14	46.352	42.136	33.337	177.3	2:01.825
7	46.106	49.024		41.919		2:17.049 Pit		15	47.917	42.591	44.736		2:15.244 Pit
8	6:08.281	42.697		36.063	166.1	7:27.041							

42 ENGSTLER				GER		BMW 320si				I			
1	11:26.068	44.613		35.449	174.1	12:46.130		5	47.266	42.444	33.907	176.7	2:03.617
2	48.896	43.743		34.628	174.7	2:07.267		6	47.506	45.801	33.848	177.0	2:07.155
3	47.213	42.638		34.391	176.1	2:04.242							
4	46.995	42.143		34.212	175.0	2:03.350							

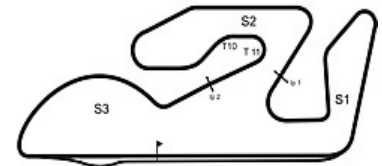


Weather/Track: Rain 17° /Wet 20°

Circuit Length - 4.0050 kilometres
Valencia
Spain

2008 FIA World Touring Car Championship Qualifying - Sector Analysis Report

Lap	S1 Time	S1 Spd	S2 Time	S2 Spd	S3 Time	S3 Spd	Lap Time	Pit	Lap	S1 Time	S1 Spd	S2 Time	S2 Spd	S3 Time	S3 Spd	Lap Time	Pit
43 ROMANOV																	
RUS									BMW 320si								
I																	
1	11:37.322		58.809		34.934	174.7	13:11.065		8	48.455		43.870		34.439	176.4	2:06.764	
2	48.792		1:05.998		34.685	174.1	2:29.475		9	49.120		44.070		34.012	177.3	2:07.202	
3	48.784		44.021		36.502	175.0	2:09.307		10	46.939		43.015		34.440	176.7	2:04.394	
4	48.644		45.445		43.478		2:17.567	Pit	11	47.517		43.136		34.136	175.8	2:04.789	
5	2:47.969		45.375		34.757	173.9	4:08.101		12	47.510		42.965		34.144	177.3	2:04.619	
6	48.312		46.092		35.057	174.1	2:09.461		13	47.616		1:01.217		49.283		2:38.116	Pit
7	5:21.311		45.331		35.166	174.7	6:41.808										
54 LVOV																	
RUS									Honda Accord Euro R								
I																	
1	11:23.921		44.985		34.645	142.1	12:43.551		6	47.922		42.926		37.234	164.3	2:08.082	
2	57.145		45.692		51.959		2:34.796	Pit	7	6:06.486		43.518		34.389	172.5	7:24.393	
3	3:08.179		44.667		34.574	172.5	4:27.420		8	48.983		1:00.291		47.152		2:36.426	Pit
4	48.878		52.743		34.100	172.8	2:15.721										
5	49.137		43.455		34.871	169.5	2:07.463										
55 SMETSKY																	
RUS									Honda Accord Euro R								
I																	
1	12:06.156		51.110		38.934	169.0	13:36.200		7	5:48.723		47.862		36.034	170.6	7:12.619	
2	54.510		48.917		37.530	170.3	2:20.957		8	55.977		47.403		37.335	166.9	2:20.715	
3	51.968		47.262		35.791	171.7	2:15.021		9	51.357		46.177		35.605	170.6	2:13.139	
4	50.356		49.603		38.626	147.1	2:18.585		10	52.656		48.943		45.026		2:26.625	Pit
5	51.653		47.931		47.393		2:26.977	Pit									
6	2:04.097		47.779		37.549	170.8	3:29.425										



Weather/Track: Rain 17° /Wet 20°

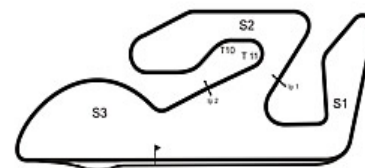
Circuit Length - 4.0050 kilometres
Valencia
Spain

2008 FIA World Touring Car Championship Qualifying - Best Sector Speeds Report

SECTOR 1				SECTOR 2				SECTOR 3			
POS	NO	SPEED	TRAP AVAILABLE	NO	SPEED	TRAP AVAILABLE	NO	NAME	SPEED	LAP	
	11						11	TARQUINI	183.9	11	
	12						12	MULLER	183.0	9	
	7						7	HUFF	181.8	3	
	8						8	MENU	181.8	10	
	10						10	RYDELL	181.8	11	
	6						6	LARINI	181.5	13	
	9						9	GENE	181.5	11	
	18						18	MONTEIRO	181.5	4	
	15						15	THOMPSON	180.0	11	
	1						1	PRIAULX	179.7	4	
	3						3	FARFUS	179.4	13	
	4						4	ZANARDI	179.4	4	
	2						2	MULLER	179.1	3	
	5						5	PORTEIRO	178.8	8	
	23						23	CORTHALS	177.9	5	
	26						26	D'ASTE	177.3	5	
	31						31	HERNANDEZ	177.3	14	
	43						43	ROMANOV	177.3	9	
	42						42	ENGSTLER	177.0	6	
	16						16	TIELEMANS	176.7	3	
	20						20	CORONEL	176.1	7	
	21						21	PEREZ-AICAR	174.4	12	
	29						29	LAGEN	173.9	3	
	13						13	OKYAY	173.6	2	
	54						54	LVOV	172.8	4	
	55						55	SMETSKY	171.7	3	
	28						28	SHAPOVALOV	143.4	7	



Weather/Track: Rain 17° /Wet 20°



Circuit Length - 4.0050 kilometres
Valencia
Spain

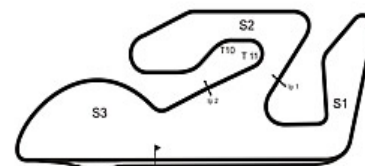
2008 FIA World Touring Car Championship Qualifying - Best Sector Times Report

POS	NO	SECTOR 1		SECTOR 2		SECTOR 3		IDEAL/BEST LAP COMPARISON							
		TIME	LAP	NO	TIME	LAP	NO	TIME	LAP	NO	NAME	IDEAL	BEST	LAP	DIFF
1	12	45.061	4	9	41.087	3	12	32.399	9	12	MULLER	1:58.547	1:58.816	9	+ 0.269
2	11	45.368	11	12	41.087	9	11	32.580	4	7	HUFF	1:59.243	1:59.624	7	+ 0.381
3	8	45.388	10	7	41.213	11	7	32.611	7	9	GENE	1:59.327	1:59.902	7	+ 0.575
4	7	45.419	13	8	41.246	9	3	32.640	10	8	MENU	1:59.378	1:59.610	9	+ 0.232
5	9	45.476	12	1	41.270	9	8	32.744	12	11	TARQUINI	1:59.394	1:59.514	11	+ 0.120
6	10	45.646	12	2	41.304	9	9	32.764	3	1	PRIAULX	1:59.756	1:59.941	8	+ 0.185
7	1	45.686	8	4	41.331	12	2	32.795	10	2	MULLER	1:59.851	2:00.043	9	+ 0.192
8	6	45.716	7	6	41.397	7	1	32.800	13	4	ZANARDI	2:00.006	2:00.211	4	+ 0.205
9	3	45.743	10	11	41.446	11	4	32.825	9	3	FARFUS	2:00.074	2:00.074	10	+ 0.000
10	2	45.752	4	5	41.648	12	18	32.889	3	6	LARINI	2:00.124	2:00.381	7	+ 0.257
11	15	45.777	11	3	41.691	10	10	32.893	9	10	RYDELL	2:00.274	2:00.407	12	+ 0.133
12	4	45.850	4	15	41.706	8	15	32.988	9	15	THOMPSON	2:00.471	2:00.543	11	+ 0.072
13	5	45.902	13	21	41.716	9	26	32.992	10	5	PORTEIRO	2:00.612	2:00.956	12	+ 0.344
14	26	45.985	11	10	41.735	12	6	33.011	13	26	D'ASTE	2:00.747	2:01.062	14	+ 0.315
15	31	46.106	7	31	41.735	4	5	33.062	11	18	MONTEIRO	2:01.034	2:01.743	8	+ 0.709
16	23	46.148	8	26	41.770	4	23	33.062	8	31	HERNANDEZ	2:01.075	2:01.110	4	+ 0.035
17	18	46.205	8	18	41.940	9	31	33.234	4	23	CORTHALS	2:01.366	2:01.366	8	+ 0.000
18	20	46.224	8	20	42.127	9	20	33.308	7	21	PEREZ-AICA	2:01.386	2:01.821	9	+ 0.435
19	21	46.354	10	42	42.143	4	21	33.316	9	20	CORONEL	2:01.659	2:02.332	7	+ 0.673
20	43	46.939	10	23	42.156	8	29	33.736	3	42	ENGSTLER	2:02.986	2:03.350	4	+ 0.364
21	42	46.995	4	54	42.926	6	42	33.848	6	43	ROMANOV	2:03.916	2:04.394	10	+ 0.478
22	29	47.669	4	43	42.965	12	43	34.012	9	29	LAGEN	2:04.511	2:04.796	3	+ 0.285
23	16	47.764	4	29	43.106	3	54	34.100	4	54	LVOV	2:04.948	2:07.463	5	+ 2.515
24	54	47.922	6	16	43.452	4	16	34.434	3	16	TIELEMANS	2:05.650	2:05.774	4	+ 0.124
25	55	50.356	4	13	45.718	3	55	35.605	9	55	SMETSKY	2:12.138	2:13.139	9	+ 1.001
26	13	50.540	3	55	46.177	9	13	36.577	2	13	OKYAY	2:12.835	2:13.114	3	+ 0.279
27	28	55.639	2	28	54.527	2	28	43.038	1	28	SHAPOVALO	2:33.204	2:38.505	2	+ 5.301

'Perfect Lap' - 1:58.547



Weather/Track: Rain 17° /Wet 20°



Circuit Length - 4.0050 kilometres
Valencia
Spain

2008 FIA World Touring Car Championship WARM UP

POS	NO	CL	DRIVER	NAT	CAR	TIME	LAPS	GAP	KPH
1	5		Felix PORTEIRO	ESP	BMW 320si	1:43.855	8		138.82
2	15		James THOMPSON	GBR	Honda Accord Euro R	1:44.217	7	0.362	138.34
3	31	I	Sergio HERNANDEZ	ESP	BMW 320si	1:44.231	7	0.376	138.32
4	23	I	Pierre-Yves CORTHALS	BEL	SEAT Leon	1:44.329	7	0.474	138.19
5	7		Robert HUFF	GBR	Chevrolet Lacetti	1:44.331	9	0.476	138.19
6	4		Alessandro ZANARDI	ITA	BMW 320si	1:44.340	8	0.485	138.18
7	3		Augusto FARFUS	BRA	BMW 320si	1:44.399	9	0.544	138.10
8	2		Jorg MULLER	GER	BMW 320si	1:44.618	10	0.763	137.81
9	26	I	Stefano D'ASTE	ITA	BMW 320si	1:44.681	7	0.826	137.73
10	20		Tom CORONEL	NED	SEAT Leon	1:44.755	9	0.900	137.63
11	21		Jose PEREZ-AICART	ESP	SEAT Leon	1:44.887	9	1.032	137.46
12	8		Alain MENU	SUI	Chevrolet Lacetti	1:44.914	7	1.059	137.42
13	9		Jordi GENE	ESP	SEAT Leon TDI	1:45.256	8	1.401	136.98
14	6		Nicola LARINI	ITA	Chevrolet Lacetti	1:45.263	7	1.408	136.97
15	18		Tiago MONTEIRO	POR	SEAT Leon TDI	1:45.381	8	1.526	136.81
16	1		Andy PRIAULX	GBR	BMW 320si	1:45.416	10	1.561	136.77
17	11		Gabriele TARQUINI	ITA	SEAT Leon TDI	1:45.635	8	1.780	136.48
18	16	I	Olivier TIELEMANS	NED	BMW 320si	1:45.663	10	1.808	136.45
19	12		Yvan MULLER	FRA	SEAT Leon TDI	1:45.699	6	1.844	136.40
20	10		Rickard RYDELL	SWE	SEAT Leon TDI	1:45.750	8	1.895	136.34
21	29	I	Jaap van LAGEN	NED	Lada 110	1:46.050	6	2.195	135.95
22	28	I	Viktor SHAPOVALOV	RUS	Lada 110	1:46.706	7	2.851	135.11
23	42	I	Franz ENGSTLER	GER	BMW 320si	1:46.881	7	3.026	134.89
24	43	I	Andrei ROMANOV	RUS	BMW 320si	1:47.208	9	3.353	134.48
25	54	I	Alexander LVOV	RUS	Honda Accord Euro R	1:48.475	8	4.620	132.91
26	13	I	Ibrahim OKYAY	TUR	BMW 320si	1:48.525	9	4.670	132.85
27	55	I	Andrey SMETSKY	RUS	Honda Accord Euro R	1:50.338	8	6.483	130.67

Weather/Track: Sun 16°/Dry 22°

Valencia
Circuit Length = 4.0050 km.
Start: 09:00 End: 09:15

Race Director:	Steward:	Timekeeper:
----------------	----------	-------------

2008 FIA World Touring Car Championship

Warm-Up - Sector Analysis Report

Lap S1 Time S1 Spd S2 Time S2 Spd S3 Time S3 Spd Lap Time Pit Lap S1 Time S1 Spd S2 Time S2 Spd S3 Time S3 Spd Lap Time Pit

1 PRIAULX				GBR		BMW 320si					
1	10:59.369	37.682	29.557	185.8	12:06.608	7	39.706	36.645	29.126	185.8	1:45.477
2	39.773	36.898	28.965	187.1	1:45.636	8	39.641	37.078	29.003	185.5	1:45.722
3	39.874	36.536	29.006	186.8	1:45.416	9	39.811	36.891	29.146	184.9	1:45.848
4	39.631	41.127	29.057	186.5	1:49.815	10	53.023	46.249	37.708		2:16.980 Pit
5	39.605	37.286	30.132	185.8	1:47.023						
6	39.634	37.037	32.826	184.6	1:49.497						

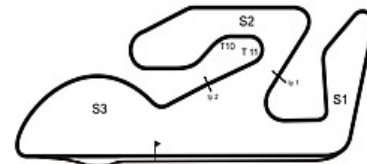
2 MULLER				GER		BMW 320si					
1	11:03.843	39.149	29.459	185.5	12:12.451	7	39.493	36.479	28.846	185.8	1:44.818
2	39.566	36.538	28.738	186.8	1:44.842	8	39.529	36.498	28.868	185.2	1:44.895
3	39.673	36.580	28.767	186.2	1:45.020	9	39.530	36.656	28.793	184.6	1:44.979
4	42.608	36.573	29.177	185.8	1:48.358	10	40.750	38.528	33.066		1:52.344 Pit
5	39.408	36.570	28.848	186.5	1:44.826						
6	39.401	36.452	28.765	185.2	1:44.618						

3 FARFUS				BRA		BMW 320si					
1	11:03.026	42.974	29.201	185.8	12:15.201	6	39.588	36.620	28.836	185.8	1:45.044
2	39.544	36.425	28.686	187.8	1:44.655	7	39.589	36.515	28.871	186.2	1:44.975
3	39.440	36.269	28.690	187.8	1:44.399	8	39.516	36.475	28.790	185.8	1:44.781
4	39.325	36.461	33.115		1:48.901 Pit	9	41.323	37.468	33.965		1:52.756 Pit
5	2:27.561	38.671	29.120	185.8	3:35.352						

4 ZANARDI				ITA		BMW 320si					
1	11:00.571	37.266	30.630	185.5	12:08.467	6	39.021	36.405	28.914	185.5	1:44.340
2	39.487	36.429	28.918	187.1	1:44.834	7	38.832	36.633	29.003	184.6	1:44.468
3	39.231	36.544	29.032	188.1	1:44.807	8	41.192	37.017	34.221		1:52.430 Pit
4	39.533	37.068	34.043		1:50.644 Pit						
5	2:56.817	36.531	29.076	184.3	4:02.424						

5 PORTEIRO				ESP		BMW 320si					
1	11:01.024	37.191	31.420	185.2	12:09.635	6	38.945	36.246	28.664	184.6	1:43.855
2	39.799	36.887	28.941	185.8	1:45.627	7	39.011	36.286	28.688	185.2	1:43.985
3	42.697	36.579	28.960	185.8	1:48.236	8	41.232	37.344	38.094		1:56.670 Pit
4	40.409	36.769	34.445		1:51.623 Pit						
5	2:57.693	36.678	28.925	185.8	4:03.296						

6 LARINI				ITA		Chevrolet Lacetti					
1	11:11.620	36.407	33.265		12:21.292 Pit	5	39.444	36.796	29.023	186.2	1:45.263
2	2:39.122	38.266	29.151	185.8	3:46.539	6	39.551	37.067	29.292	185.5	1:45.910
3	38.912	36.873	36.012		1:51.797 Pit	7	39.738	37.196	37.831		1:54.765 Pit
4	2:36.219	36.775	29.120	186.2	3:42.114						



Weather/Track: Sun 16° /Dry 22°

Circuit Length - 4.0050 kilometres
Valencia
Spain

2008 FIA World Touring Car Championship

Warm-Up - Sector Analysis Report

Lap S1 Time S1 Spd S2 Time S2 Spd S3 Time S3 Spd Lap Time Pit Lap S1 Time S1 Spd S2 Time S2 Spd S3 Time S3 Spd Lap Time Pit

7 HUFF				GBR		Chevrolet Lacetti					
1	11:06.493	37.623	36.004	12:20.120	Pit	6	39.285	36.266	28.780	187.5	1:44.331
2	2:35.871	36.827	28.957	186.2	3:41.655	7	39.278	36.398	29.033	185.2	1:44.709
3	39.397	36.382	28.823	186.2	1:44.602	8	39.398	36.484	28.996	185.5	1:44.878
4	39.418	36.377	29.037	187.8	1:44.832	9	39.263	36.454	37.824		1:53.541 Pit
5	39.675	36.614	28.893	186.8	1:45.182						

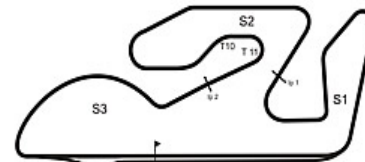
8 MENU				SUI		Chevrolet Lacetti					
1	11:08.746	37.700	34.257	12:20.703	Pit	5	39.403	36.637	28.874	186.8	1:44.914
2	2:33.981	36.825	33.854	3:44.660	Pit	6	39.410	36.649	28.961	186.8	1:45.020
3	2:36.045	37.525	29.421	185.8	3:42.991	7	39.464	36.631	34.655		1:50.750 Pit
4	39.696	36.663	29.011	187.5	1:45.370						

9 GENE				ESP		SEAT Leon TDI					
1	10:53.829	38.781	29.666	186.8	12:02.276	6	40.009	36.927	29.221	185.5	1:46.157
2	39.869	36.601	28.900	188.4	1:45.370	7	39.989	37.029	29.238	185.5	1:46.256
3	39.615	36.675	28.966	187.5	1:45.256	8	40.000	37.215	46.226		2:03.441 Pit
4	39.649	36.989	29.066	186.5	1:45.704						
5	39.700	36.774	29.095	186.8	1:45.569						

10 RYDELL				SWE		SEAT Leon TDI					
1	10:55.443	39.107	29.839	186.2	12:04.389	6	2:48.918	37.760	29.351	185.8	3:56.029
2	40.148	36.776	29.143	187.5	1:46.067	7	40.108	36.936	29.189	185.5	1:46.233
3	39.811	36.802	29.137	186.8	1:45.750	8	40.284	37.066	36.499		1:53.849 Pit
4	39.964	36.805	29.196	185.8	1:45.965						
5	40.025	36.921	34.743		1:51.689 Pit						

11 TARQUINI				ITA		SEAT Leon TDI					
1	10:54.810	38.776	37.066	12:10.652	Pit	6	39.735	36.756	29.144	186.8	1:45.635
2	2:18.000	37.170	29.116	188.1	3:24.286	7	39.887	37.006	29.266	185.2	1:46.159
3	40.250	36.740	29.015	187.5	1:46.005	8	39.841	38.937	41.561		2:00.339 Pit
4	39.960	37.121	32.902	186.5	1:49.983						
5	39.738	37.043	29.039	187.5	1:45.820						

12 MULLER				FRA		SEAT Leon TDI					
1	10:50.267	38.248	29.614	185.8	11:58.129	5	40.098	36.960	29.345	184.9	1:46.403
2	39.837	36.843	29.019	186.5	1:45.699	6	40.208	38.338	42.987		2:01.533 Pit
3	40.497	36.790	29.204	187.5	1:46.491						
4	40.301	37.032	29.305	186.8	1:46.638						



Weather/Track: Sun 16° /Dry 22°

Circuit Length - 4.0050 kilometres
Valencia
Spain

2008 FIA World Touring Car Championship

Warm-Up - Sector Analysis Report

Lap S1 Time S1 Spd S2 Time S2 Spd S3 Time S3 Spd Lap Time Pit Lap S1 Time S1 Spd S2 Time S2 Spd S3 Time S3 Spd Lap Time Pit

13 OKYAY					TUR BMW 320si					I				
1	11:17.316	39.085	30.880	181.5	12:27.281	6	41.249	40.409	31.510	183.6	1:53.168			
2	41.593	38.292	30.368	183.0	1:50.253	7	40.882	37.783	29.860	182.7	1:48.525			
3	44.071	38.316	30.165	183.3	1:52.552	8	41.211	38.743	30.382	181.5	1:50.336			
4	41.021	37.828	30.155	181.8	1:49.004	9	41.244	38.499	42.391		2:02.134 Pit			
5	42.161	38.902	30.580	182.7	1:51.643									

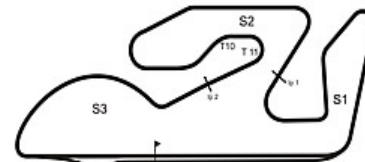
15 THOMPSON					GBR Honda Accord Euro R						
1	11:13.067	41.131	29.551	186.8	12:23.749	5	39.537	36.534	29.191	187.5	1:45.262
2	39.169	36.335	28.713	186.5	1:44.217	6	39.426	36.874	29.083	185.8	1:45.383
3	39.036	37.004	34.460		1:50.500 Pit	7	40.312	36.636	36.921		1:53.869 Pit
4	3:17.344	38.220	29.291	185.2	4:24.855						

16 TIELEMANS					NED BMW 320si					I				
1	11:16.073	39.268	30.026	183.6	12:25.367	7	39.882	36.831	29.264	184.6	1:45.977			
2	40.884	37.209	29.514	184.3	1:47.607	8	39.609	36.830	29.224	183.6	1:45.663			
3	40.185	36.953	29.119	184.3	1:46.257	9	39.948	36.916	29.436	182.7	1:46.300			
4	39.670	36.987	29.338	184.9	1:45.995	10	42.043	38.163	1:03.356		2:23.562 Pit			
5	39.711	36.854	29.147	185.5	1:45.712									
6	39.657	37.285	29.404	185.8	1:46.346									

18 MONTEIRO					POR SEAT Leon TDI						
1	10:52.626	38.517	29.488	186.2	12:00.631	6	39.697	37.029	36.611		1:53.337 Pit
2	39.856	36.601	28.924	186.8	1:45.381	7	2:50.765	39.362	29.091	186.5	3:59.218
3	39.931	37.867	29.721	188.4	1:47.519	8	39.935	37.535	36.820		1:54.290 Pit
4	39.869	41.602	31.669	186.8	1:53.140						
5	39.775	36.933	29.099	186.2	1:45.807						

20 CORONEL					NED SEAT Leon						
1	10:48.263	39.918	30.274	183.9	11:58.455	6	39.316	36.497	28.942	182.1	1:44.755
2	39.813	36.767	29.048	184.6	1:45.628	7	39.527	36.482	29.146	181.8	1:45.155
3	39.644	36.289	28.942	182.7	1:44.875	8	39.446	36.603	29.043	181.2	1:45.092
4	39.261	36.872	28.954	181.5	1:45.087	9	39.569	37.114	29.864	179.7	1:46.547
5	39.289	36.865	28.897	182.1	1:45.051						

21 PEREZ-AICART					ESP SEAT Leon						
1	10:46.889	37.572	29.605	183.3	11:54.066	6	44.241	38.878	29.438	183.6	1:52.557
2	39.671	40.941	34.929	184.9	1:55.541	7	39.461	36.750	29.347	181.8	1:45.558
3	52.173	37.696	29.264	183.9	1:59.133	8	39.506	36.888	29.166	183.6	1:45.560
4	39.423	36.506	28.958	183.9	1:44.887	9	39.345	36.671	29.201	182.4	1:45.217
5	39.118	36.698	29.177	183.6	1:44.993						



Weather/Track: Sun 16° /Dry 22°

Circuit Length - 4.0050 kilometres
Valencia
Spain

2008 FIA World Touring Car Championship Warm-Up - Sector Analysis Report

Lap S1 Time S1 Spd S2 Time S2 Spd S3 Time S3 Spd Lap Time Pit Lap S1 Time S1 Spd S2 Time S2 Spd S3 Time S3 Spd Lap Time Pit

23 CORTHALS				BEL		SEAT Leon		I	
1	11:29.012	38.461	29.918 184.9	12:37.391	5	2:22.992	36.781	28.893 187.1	3:28.666
2	40.166	37.209	29.334 184.6	1:46.709	6	39.111	36.454	28.764 185.8	1:44.329
3	40.088	37.291	33.289 164.8	1:50.668	7	39.538	38.202	38.054	1:55.794 Pit
4	42.946	37.624	34.986	1:55.556 Pit					

26 D'ASTE				ITA		BMW 320si		I	
1	11:21.797	42.947	30.449 184.3	12:35.193	5	39.255	36.622	28.963 184.6	1:44.840
2	39.331	36.428	28.922 185.5	1:44.681	6	39.342	36.652	29.029 184.6	1:45.023
3	39.486	36.510	29.024 184.9	1:45.020	7	39.428	36.828	35.509	1:51.765 Pit
4	39.135	36.624	28.922 184.3	1:44.681					

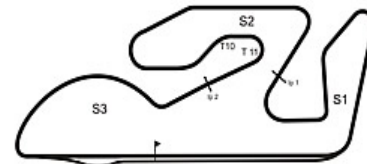
28 SHAPOVALOV				RUS		Lada 110		I	
1	11:42.406	40.303	30.721 179.1	12:53.430	5	40.021	36.962	29.723 180.6	1:46.706
2	41.718	38.061	30.176 180.0	1:49.955	6	40.397	37.286	29.985 180.0	1:47.668
3	40.581	37.919	37.698	1:56.198 Pit	7	46.011	42.337	43.566	2:11.914 Pit
4	4:25.462	37.407	29.615 181.2	5:32.484					

29 LAGEN				NED		Lada 110		I	
1	14:39.949	41.286	30.994 179.4	15:52.229	5	39.579	37.078	29.393 181.2	1:46.050
2	41.514	37.929	29.808 180.3	1:49.251	6	40.319	37.411	34.340	1:52.070 Pit
3	39.949	37.178	29.616 180.3	1:46.743					
4	39.631	37.189	29.411 181.8	1:46.231					

31 HERNANDEZ				ESP		BMW 320si		I	
1	11:21.233	42.641	30.368 184.9	12:34.242	5	39.168	36.536	28.966 184.6	1:44.670
2	39.124	36.262	28.906 185.2	1:44.292	6	39.489	36.478	29.228 187.1	1:45.195
3	39.722	36.287	28.874 185.2	1:44.883	7	40.190	36.848	33.642	1:50.680 Pit
4	39.218	36.200	28.813 185.5	1:44.231					

42 ENGSTLER				GER		BMW 320si		I	
1	12:30.533	38.698	30.127 180.9	13:39.358	5	3:50.343	38.445	29.844 183.0	4:58.632
2	40.308	37.326	29.947 181.5	1:47.581	6	40.448	37.008	29.425 182.7	1:46.881
3	40.359	38.633	29.372 183.6	1:48.364	7	43.231	40.234	42.992	2:06.457 Pit
4	40.155	37.275	34.718	1:52.148 Pit					

43 ROMANOV				RUS		BMW 320si		I	
1	12:31.743	38.840	30.198 183.6	13:40.781	6	41.148	38.904	29.767 183.3	1:49.819
2	40.933	37.681	30.588 183.6	1:49.202	7	43.014	37.392	29.908 182.7	1:50.314
3	41.629	38.258	29.561 184.9	1:49.448	8	40.806	38.039	30.160 183.6	1:49.005
4	40.251	37.254	29.703 183.6	1:47.208	9	41.757	37.856	37.334	1:56.947 Pit
5	40.802	37.699	29.820 183.3	1:48.321					



Weather/Track: Sun 16° /Dry 22°

Circuit Length - 4.0050 kilometres
Valencia
Spain

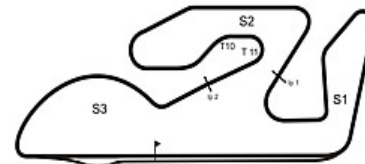
2008 FIA World Touring Car Championship

Warm-Up - Sector Analysis Report

Lap S1 Time S1 Spd S2 Time S2 Spd S3 Time S3 Spd Lap Time Pit Lap S1 Time S1 Spd S2 Time S2 Spd S3 Time S3 Spd Lap Time Pit

54 LVOV					RUS		Honda Accord Euro R			I	
1	11:21.813	46.999	31.565	177.6	12:40.377	6	40.880	37.497	30.293	177.6	1:48.670
2	43.850	41.093	30.448	177.9	1:55.391	7	44.207	40.415	31.912	169.8	1:56.534
3	41.175	37.439	30.993	174.7	1:49.607	8	42.510	37.894	36.913		1:57.317 Pit
4	40.623	37.646	30.206	178.2	1:48.475						
5	45.113	43.390	31.452	178.8	1:59.955						

55 SMETSKY					RUS		Honda Accord Euro R			I	
1	11:26.783	42.856	32.563	178.8	12:42.202	6	41.738	38.306	30.575	177.3	1:50.619
2	45.398	39.951	31.393	178.8	1:56.742	7	41.828	39.547	31.288	178.8	1:52.663
3	43.127	39.315	30.907	179.4	1:53.349	8	43.336	42.192	45.897		2:11.425 Pit
4	42.646	38.678	30.781	177.9	1:52.105						
5	41.769	38.022	30.547	179.4	1:50.338						



Weather/Track: Sun 16° /Dry 22°

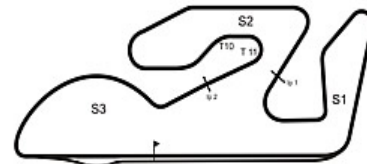
Circuit Length - 4.0050 kilometres
Valencia
Spain

2008 FIA World Touring Car Championship Warm-Up - Best Sector Speeds Report

SECTOR 1		SECTOR 2		SECTOR 3			
POS	NO	SPEED	TRAP AVAILABLE	NO	NAME	SPEED	LAP
	9				GENE	188.4	2
	18				MONTEIRO	188.4	3
	4				ZANARDI	188.1	3
	11				TARQUINI	188.1	2
	3				FARFUS	187.8	2
	7				HUFF	187.8	4
	8				MENU	187.5	4
	10				RYDELL	187.5	2
	12				MULLER	187.5	3
	15				THOMPSON	187.5	5
	1				PRIAULX	187.1	2
	23				CORTHALS	187.1	5
	31				HERNANDEZ	187.1	6
	2				MULLER	186.8	2
	6				LARINI	186.2	4
	5				PORTEIRO	185.8	2
	16				TIELEMANS	185.8	6
	26				D'ASTE	185.5	2
	21				PEREZ-AICAR	184.9	2
	43				ROMANOV	184.9	3
	20				CORONEL	184.6	2
	13				OKYAY	183.6	6
	42				ENGSTLER	183.6	3
	29				LAGEN	181.8	4
	28				SHAPOVALOV	181.2	4
	55				SMETSKY	179.4	3
	54				LVOV	178.8	5



Weather/Track: Sun 16° /Dry 22°



Circuit Length - 4.0050 kilometres
Valencia
Spain

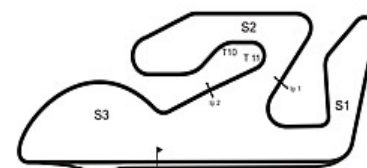
2008 FIA World Touring Car Championship Warm-Up - Best Sector Times Report

POS	SECTOR 1			SECTOR 2			SECTOR 3			NAME	IDEAL/BEST LAP COMPARISON				
	NO	TIME	LAP	NO	TIME	LAP	NO	TIME	LAP		NO	IDEAL	BEST	LAP	DIFF
1	4	38.832	7	31	36.200	4	5	28.664	6	5	PORTEIRO	1:43.855	1:43.855	6	+ 0.000
2	6	38.912	3	5	36.246	6	3	28.686	2	15	THOMPSON	1:44.084	1:44.217	2	+ 0.133
3	5	38.945	6	7	36.266	6	15	28.713	2	31	HERNANDEZ	1:44.137	1:44.231	4	+ 0.094
4	15	39.036	3	3	36.269	3	2	28.738	2	4	ZANARDI	1:44.151	1:44.340	6	+ 0.189
5	23	39.111	6	20	36.289	3	23	28.764	6	3	FARFUS	1:44.280	1:44.399	3	+ 0.119
6	21	39.118	5	15	36.335	2	7	28.780	6	7	HUFF	1:44.309	1:44.331	6	+ 0.022
7	31	39.124	2	4	36.405	6	31	28.813	4	23	CORTHALS	1:44.329	1:44.329	6	+ 0.000
8	26	39.135	4	6	36.407	1	8	28.874	5	6	LARINI	1:44.342	1:45.263	5	+ 0.921
9	20	39.261	4	26	36.428	2	20	28.897	5	20	CORONEL	1:44.447	1:44.755	6	+ 0.308
10	7	39.263	9	2	36.452	6	9	28.900	2	26	D'ASTE	1:44.485	1:44.681	2	+ 0.196
11	3	39.325	4	23	36.454	6	4	28.914	6	21	PEREZ-AICA	1:44.582	1:44.887	4	+ 0.305
12	2	39.401	6	21	36.506	4	26	28.922	2	2	MULLER	1:44.591	1:44.618	6	+ 0.027
13	8	39.403	5	1	36.536	3	18	28.924	2	8	MENU	1:44.908	1:44.914	5	+ 0.006
14	29	39.579	5	9	36.601	2	21	28.958	4	1	PRIAULX	1:45.106	1:45.416	3	+ 0.310
15	1	39.605	5	18	36.601	2	1	28.965	2	9	GENE	1:45.116	1:45.256	3	+ 0.140
16	16	39.609	8	8	36.631	7	11	29.015	3	18	MONTEIRO	1:45.222	1:45.381	2	+ 0.159
17	9	39.615	3	11	36.740	3	12	29.019	2	11	TARQUINI	1:45.490	1:45.635	6	+ 0.145
18	18	39.697	6	10	36.776	2	6	29.023	5	16	TIELEMANS	1:45.558	1:45.663	8	+ 0.105
19	11	39.735	6	12	36.790	3	16	29.119	3	12	MULLER	1:45.646	1:45.699	2	+ 0.053
20	10	39.811	3	16	36.830	8	10	29.137	3	10	RYDELL	1:45.724	1:45.750	3	+ 0.026
21	12	39.837	2	28	36.962	5	42	29.372	3	29	LAGEN	1:46.050	1:46.050	5	+ 0.000
22	28	40.021	5	42	37.008	6	29	29.393	5	42	ENGSTLER	1:46.535	1:46.881	6	+ 0.346
23	42	40.155	4	29	37.078	5	43	29.561	3	28	SHAPOVALO	1:46.598	1:46.706	5	+ 0.108
24	43	40.251	4	43	37.254	4	28	29.615	4	43	ROMANOV	1:47.066	1:47.208	4	+ 0.142
25	54	40.623	4	54	37.439	3	13	29.860	7	54	LVOV	1:48.268	1:48.475	4	+ 0.207
26	13	40.882	7	13	37.783	7	54	30.206	4	13	OKYAY	1:48.525	1:48.525	7	+ 0.000
27	55	41.738	6	55	38.022	5	55	30.547	5	55	SMETSKY	1:50.307	1:50.338	5	+ 0.031

'Perfect Lap' - 1:43.696



Weather/Track: Sun 16° /Dry 22°




Circuit Length - 4.0050 kilometres
Valencia
Spain

2008 FIA World Touring Car Championship

GRID FOR RACE 1

ROW 14		28	SHAPOVALOV	
ROW 13	55	SMETSKY	13	OKYAY
ROW 12	54	LVOV	8	MENU
ROW 11	16	TIELEMANS	29	LAGEN
ROW 10	43	ROMANOV	42	ENGSTLER
ROW 9	20	CORONEL	21	PEREZ-AICART
ROW 8	18	MONTEIRO	23	CORTHALS
ROW 7	31	HERNANDEZ	26	D'ASTE
ROW 6	5	PORTEIRO	15	THOMPSON
ROW 5	10	RYDELL	6	LARINI
ROW 4	4	ZANARDI	3	FARFUS
ROW 3	2	MULLER	1	PRIAULX
ROW 2	9	GENE	7	HUFF
ROW 1	11	TARQUINI	12	MULLER

POLE



Car 8 to back of grid, ref Stewards decision 6.
Cars 13, 54, 55, 28 allowed to start, ref Stewards decisions 3, 4, 5, 7.

Valencia
Circuit Length = 4.0050 km.

Race Director:	Steward:	Timekeeper:
----------------	----------	-------------

2008 FIA World Touring Car Championship RACE 1 - PROVISIONAL CLASSIFICATION

POS	NO	CL	DRIVER	NAT	CAR	TIME	LAPS	GAP	KPH	BEST
1	7		Robert HUFF	GBR	Chevrolet Lacetti	22:52.987	13		136.51	1:44.410
2	11		Gabriele TARQUINI	ITA	SEAT Leon TDI	22:58.363	13	5.376	135.98	1:44.988
3	9		Jordi GENE	ESP	SEAT Leon TDI	23:03.082	13	10.095	135.51	1:44.766
4	12		Yvan MULLER	FRA	SEAT Leon TDI	23:03.478	13	10.491	135.48	1:44.317
5	2		Jorg MULLER	GER	BMW 320si	23:03.969	13	10.982	135.43	1:44.212
6	6		Nicola LARINI	ITA	Chevrolet Lacetti	23:04.666	13	11.679	135.36	1:44.586
7	1		Andy PRIAULX	GBR	BMW 320si	23:05.101	13	12.114	135.32	1:45.213
8	8		Alain MENU	SUI	Chevrolet Lacetti	23:06.176	13	13.189	135.21	1:44.443
9	20		Tom CORONEL	NED	SEAT Leon	23:12.630	13	19.643	134.59	1:45.680
10	10		Rickard RYDELL	SWE	SEAT Leon TDI	23:14.062	13	21.075	134.45	1:45.632
11	18		Tiago MONTEIRO	POR	SEAT Leon TDI	23:15.003	13	22.016	134.36	1:45.255
12	15		James THOMPSON	GBR	Honda Accord Euro R	23:17.887	13	24.900	134.08	1:45.384
13	4		Alessandro ZANARDI	ITA	BMW 320si	23:19.972	13	26.985	133.88	1:45.045
14	21		Jose PEREZ-AICART	ESP	SEAT Leon	23:22.008	13	29.021	133.69	1:45.989
15	26	I	Stefano D'ASTE	ITA	BMW 320si	23:24.448	13	31.461	133.45	1:46.897
16	16	I	Olivier TIELEMANS	NED	BMW 320si	23:26.195	13	33.208	133.29	1:47.050
17	43	I	Andrei ROMANOV	RUS	BMW 320si	23:35.725	13	42.738	132.39	1:46.927
18	42	I	Franz ENGSTLER	GER	BMW 320si	23:39.619	13	46.632	132.03	1:47.533
19	54	I	Alexander LVOV	RUS	Honda Accord Euro R	23:47.213	13	54.226	131.32	1:47.534
20	28	I	Viktor SHAPOVALOV	RUS	Lada 110	24:12.195	13	1:19.208	129.06	1:47.443
21	55	I	Andrey SMETSKY	RUS	Honda Accord Euro R	22:58.632	12	1 LAP	125.49	1:52.106
22	5		Felix PORTEIRO	ESP	BMW 320si	23:42.717	12	1 LAP	121.61	1:45.505
23	31	I	Sergio HERNANDEZ	ESP	BMW 320si	24:26.883	12	1 LAP	117.94	1:46.112
24	13	I	Ibrahim OKYAY	TUR	BMW 320si	24:31.830	12	1 LAP	117.55	1:50.706

NOT CLASSIFIED

3			Augusto FARFUS	BRA	BMW 320si	8:53.727	5	D.N.F.	135.06	1:44.800
23	I		Pierre-Yves CORTHALS	BEL	SEAT Leon	19:03.180	2	D.N.F.	25.22	
29	I		Jaap van LAGEN	NED	Lada 110	3:08.796	1	D.N.F.	76.36	

FASTEST LAP

2			Jorg MULLER		BMW 320si	1:44.212	2	138.35kph	85.96mph	
31	I		Sergio HERNANDEZ		BMW 320si	1:46.112	4	135.87kph	84.42mph	

Subject to technical scrutineering
Weather/Track: Sun 21°/Dry 35°

Valencia
Circuit Length = 4.0050 km.
Start: 12:03 End: 12:25

Race Director:	Steward:	Timekeeper:
----------------	----------	-------------

2008 FIA World Touring Car Championship

RACE 1 - RESULT

POS	NO	CL	DRIVER	NAT	CAR	TIME	LAPS	GAP	KPH	BEST
1	7		Robert HUFF	GBR	Chevrolet Lacetti	22:52.987	13		136.51	1:44.410
2	11		Gabriele TARQUINI	ITA	SEAT Leon TDI	22:58.363	13	5.376	135.98	1:44.988
3	9		Jordi GENE	ESP	SEAT Leon TDI	23:03.082	13	10.095	135.51	1:44.766
4	12		Yvan MULLER	FRA	SEAT Leon TDI	23:03.478	13	10.491	135.48	1:44.317
5	2		Jorg MULLER	GER	BMW 320si	23:03.969	13	10.982	135.43	1:44.212
6	6		Nicola LARINI	ITA	Chevrolet Lacetti	23:04.666	13	11.679	135.36	1:44.586
7	1		Andy PRIAULX	GBR	BMW 320si	23:05.101	13	12.114	135.32	1:45.213
8	8		Alain MENU	SUI	Chevrolet Lacetti	23:06.176	13	13.189	135.21	1:44.443
9	20		Tom CORONEL	NED	SEAT Leon	23:12.630	13	19.643	134.59	1:45.680
10	10		Rickard RYDELL	SWE	SEAT Leon TDI	23:14.062	13	21.075	134.45	1:45.632
11	15		James THOMPSON	GBR	Honda Accord Euro R	23:17.887	13	24.900	134.08	1:45.384
12	4		Alessandro ZANARDI	ITA	BMW 320si	23:19.972	13	26.985	133.88	1:45.045
13	21		Jose PEREZ-AICART	ESP	SEAT Leon	23:22.008	13	29.021	133.69	1:45.989
14	26	I	Stefano D'ASTE	ITA	BMW 320si	23:24.448	13	31.461	133.45	1:46.897
15	16	I	Olivier TIELEMANS	NED	BMW 320si	23:26.195	13	33.208	133.29	1:47.050
16	43	I	Andrei ROMANOV	RUS	BMW 320si	23:35.725	13	42.738	132.39	1:46.927
17	42	I	Franz ENGSTLER	GER	BMW 320si	23:39.619	13	46.632	132.03	1:47.533
18	18		Tiago MONTEIRO	POR	SEAT Leon TDI	23:45.003	13	52.016	131.53	1:45.255
19	54	I	Alexander LVOV	RUS	Honda Accord Euro R	23:47.213	13	54.226	131.32	1:47.534
20	28	T	Viktor SHAPOVALOV	RUS	Lada 110	24:12.195	13	1:19.208	129.06	1:47.443
21	55	I	Andrey SMETSKY	RUS	Honda Accord Euro R	22:58.632	12	1 LAP	125.49	1:52.106
22	5		Felix PORTEIRO	ESP	BMW 320si	23:42.717	12	1 LAP	121.61	1:45.505
23	31	I	Sergio HERNANDEZ	ESP	BMW 320si	24:26.883	12	1 LAP	117.94	1:46.112
24	13	I	Ibrahim OKYAY	TUR	BMW 320si	24:31.830	12	1 LAP	117.55	1:50.706

NOT CLASSIFIED

3			Augusto FARFUS	BRA	BMW 320si	8:53.727	5	D.N.F.	135.06	1:44.800
23	I		Pierre-Yves CORTHALS	BEL	SEAT Leon	19:03.180	2	D.N.F.	25.22	
29	T		Jaap van LAGEN	NED	Lada 110	3:08.796	1	D.N.F.	76.36	

FASTEST LAP

2			Jorg MULLER		BMW 320si	1:44.212	2	138.35kph	85.96mph	
31	I		Sergio HERNANDEZ		BMW 320si	1:46.112	4	135.87kph	84.42mph	
28	T		Viktor SHAPOVALOV		Lada 110	1:47.443	3	134.19kph	83.38mph	

Car 18, Drive through penalty added, +30s Art.44c) Ref. Decision 12.

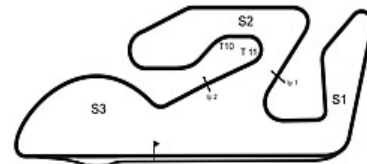
Valencia
Circuit Length = 4.0050 km.

Steward:	Steward:	Steward:
----------	----------	----------

2008 FIA World Touring Car Championship

Race 1 - Sector Analysis Report

Lap	S1 Time	S1 Spd	S2 Time	S2 Spd	S3 Time	S3 Spd	Lap Time	Pit	Lap	S1 Time	S1 Spd	S2 Time	S2 Spd	S3 Time	S3 Spd	Lap Time	Pit
1 PRIAULX GBR BMW 320si																	
1	43.603		36.897		28.942	185.8	1:49.442		8	40.072		36.869		29.125	184.6	1:46.066	
2	40.804		36.492		28.867	186.2	1:46.163		9	39.932		36.778		29.085	184.3	1:45.795	
3	39.613		36.542		29.058	187.1	1:45.213		10	39.806		36.940		29.264	184.9	1:46.010	
4	39.788		37.489		29.120	185.8	1:46.397		11	39.945		36.809		29.091	184.9	1:45.845	
5	39.998		36.857		29.430	186.5	1:46.285		12	39.674		37.093		29.459	185.8	1:46.226	
6	40.593		36.895		29.617	186.2	1:47.105		13	40.202		37.658		29.786	184.9	1:47.646	
7	39.932		37.599		29.377	185.8	1:46.908										
2 MULLER GER BMW 320si																	
1	42.770		36.988		28.701	186.8	1:48.459		8	39.908		37.265		29.379	186.5	1:46.552	
2	39.285		36.087		28.840	186.5	1:44.212		9	39.861		38.004		29.252	185.5	1:47.117	
3	39.461		36.741		28.999	186.2	1:45.201		10	39.736		37.598		29.296	185.2	1:46.630	
4	39.533		36.945		29.257	186.5	1:45.735		11	39.934		37.156		29.332	185.2	1:46.422	
5	39.880		37.020		29.151	186.2	1:46.051		12	40.541		37.558		29.312	186.2	1:47.411	
6	39.775		37.211		29.248	185.5	1:46.234		13	40.425		37.770		29.314	184.3	1:47.509	
7	39.946		37.230		29.260	186.2	1:46.436										
3 FARFUS BRA BMW 320si																	
1	44.633		37.005		28.970	187.8	1:50.608		4	39.741		37.507		29.186	186.8	1:46.434	
2	40.461		36.472		28.717	187.8	1:45.650		5	39.948		36.992		29.295	186.8	1:46.235	
3	39.440		36.416		28.944	188.1	1:44.800										
4 ZANARDI ITA BMW 320si																	
1	44.283		37.107		29.004	187.5	1:50.394		8	40.205		37.356		29.566	183.6	1:47.127	
2	40.469		37.137		29.068	186.2	1:46.674		9	40.446		37.195		29.658	182.1	1:47.299	
3	39.365		36.526		29.154	185.8	1:45.045		10	41.176		37.192		29.342	185.2	1:47.710	
4	39.497		37.362		29.306	186.2	1:46.165		11	48.472		37.198		29.588	185.2	1:55.258	
5	39.889		36.884		29.346	185.5	1:46.119		12	40.390		37.072		29.765	183.9	1:47.227	
6	40.216		37.022		29.251	186.8	1:46.489		13	40.425		37.500		29.537	183.9	1:47.462	
7	40.141		37.472		29.390	185.8	1:47.003										
5 PORTEIRO ESP BMW 320si																	
1	45.371		47.532		54.649		2:27.552	Pit	8	39.917		37.031		29.349	183.3	1:46.297	
2	2:25.594		37.062		29.414	183.9	3:32.070		9	39.887		37.066		29.248	184.6	1:46.201	
3	39.731		36.692		29.082	183.9	1:45.505		10	40.212		37.104		29.275	184.6	1:46.591	
4	39.550		37.485		29.338	183.6	1:46.373		11	40.139		37.401		29.393	183.9	1:46.933	
5	40.156		36.910		29.419	183.3	1:46.485		12	39.823		37.247		29.306	183.3	1:46.376	
6	39.840		36.882		29.416	183.3	1:46.138										
7	40.046		36.897		29.253	183.9	1:46.196										



Weather/Track: Sun 21° /Dry 35°

Circuit Length - 4.0050 kilometres
Valencia
Spain

2008 FIA World Touring Car Championship

Race 1 - Sector Analysis Report

Lap S1 Time S1 Spd S2 Time S2 Spd S3 Time S3 Spd Lap Time Pit Lap S1 Time S1 Spd S2 Time S2 Spd S3 Time S3 Spd Lap Time Pit

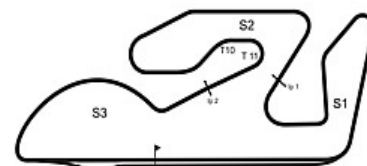
6 LARINI				ITA Chevrolet Lacetti							
1	43.303	36.766	28.824	187.8	1:48.893	8	39.983	37.321	29.183	189.4	1:46.487
2	39.187	36.553	28.846	188.4	1:44.586	9	39.936	37.433	29.109	188.4	1:46.478
3	39.215	36.740	28.872	188.8	1:44.827	10	39.975	37.512	29.175	188.8	1:46.662
4	39.530	36.991	29.078	189.1	1:45.599	11	40.030	37.117	29.287	187.8	1:46.434
5	40.056	36.932	29.077	189.1	1:46.065	12	40.809	38.044	29.370	188.1	1:48.223
6	39.942	37.139	29.264	187.5	1:46.345	13	40.243	37.943	29.574	187.1	1:47.760
7	39.959	37.157	29.191	188.4	1:46.307						

7 HUFF				GBR Chevrolet Lacetti							
1	42.320	36.401	28.618	186.8	1:47.339	8	39.426	36.719	28.959	185.5	1:45.104
2	39.190	36.364	28.856	186.5	1:44.410	9	39.635	36.793	29.204	185.5	1:45.632
3	39.845	36.480	28.890	187.5	1:45.215	10	39.662	36.840	29.135	184.6	1:45.637
4	39.492	37.005	29.045	186.2	1:45.542	11	39.726	37.214	28.993	185.8	1:45.933
5	39.723	36.880	28.934	184.9	1:45.537	12	39.835	37.013	29.041	186.8	1:45.889
6	39.429	36.748	28.885	185.2	1:45.062	13	39.928	37.269	29.266	186.2	1:46.463
7	39.513	36.695	29.016	185.5	1:45.224						

8 MENU				SUI Chevrolet Lacetti							
1	48.497	37.228	28.908	189.1	1:54.633	8	40.132	37.853	29.380	188.4	1:47.365
2	40.036	36.787	29.312	188.8	1:46.135	9	39.634	37.075	29.378	183.0	1:46.087
3	39.166	36.449	28.828	188.4	1:44.443	10	40.737	37.028	29.048	188.8	1:46.813
4	40.191	36.795	28.822	188.1	1:45.808	11	39.575	36.920	28.954	188.4	1:45.449
5	39.293	36.921	28.940	189.1	1:45.154	12	39.895	37.058	28.945	188.4	1:45.898
6	39.547	37.342	29.160	188.8	1:46.049	13	39.718	36.956	28.950	189.1	1:45.624
7	39.731	37.655	29.332	189.4	1:46.718						

9 GENE				ESP SEAT Leon TDI							
1	41.368	36.178	28.782	186.2	1:46.328	8	39.927	37.204	29.095	187.5	1:46.226
2	39.510	36.460	28.796	186.2	1:44.766	9	40.031	37.203	29.322	186.5	1:46.556
3	39.442	36.515	29.049	186.2	1:45.006	10	40.045	37.271	29.348	186.8	1:46.664
4	39.859	37.829	29.255	188.1	1:46.943	11	40.163	37.263	29.374	186.8	1:46.800
5	39.733	37.138	29.179	188.1	1:46.050	12	40.830	37.664	29.482	188.1	1:47.976
6	39.794	37.187	29.236	186.8	1:46.217	13	40.388	37.447	29.291	186.8	1:47.126
7	39.975	37.253	29.196	186.5	1:46.424						

10 RYDELL				SWE SEAT Leon TDI							
1	44.064	36.984	29.057	188.8	1:50.105	8	39.940	37.127	29.488	187.8	1:46.555
2	40.465	36.428	28.872	189.8	1:45.765	9	39.971	37.355	29.232	187.1	1:46.558
3	39.665	36.962	29.005	188.8	1:45.632	10	39.885	37.440	29.457	186.8	1:46.782
4	39.685	37.489	29.310	188.4	1:46.484	11	39.983	37.050	29.095	189.4	1:46.128
5	39.819	36.997	29.247	188.8	1:46.063	12	40.165	37.496	29.199	188.8	1:46.860
6	48.395	37.093	29.185	187.5	1:54.673	13	39.982	37.083	29.356	187.1	1:46.421
7	39.827	37.020	29.189	187.8	1:46.036						



Weather/Track: Sun 21° /Dry 35°

Circuit Length - 4.0050 kilometres
Valencia
Spain

2008 FIA World Touring Car Championship

Race 1 - Sector Analysis Report

Lap S1 Time S1 Spd S2 Time S2 Spd S3 Time S3 Spd Lap Time Pit Lap S1 Time S1 Spd S2 Time S2 Spd S3 Time S3 Spd Lap Time Pit

11 TARQUINI

ITA

SEAT Leon TDI

1	41.826	36.109	28.576	189.4	1:46.511	8	39.786	36.912	29.025	187.8	1:45.723
2	39.759	36.378	28.851	189.8	1:44.988	9	39.789	37.004	29.108	187.5	1:45.901
3	39.627	36.717	28.805	188.8	1:45.149	10	39.884	37.126	29.141	187.5	1:46.151
4	39.563	36.902	29.107	188.1	1:45.572	11	39.909	37.061	29.050	187.5	1:46.020
5	39.838	37.506	28.974	188.8	1:46.318	12	40.103	37.498	29.306	186.2	1:46.907
6	39.725	36.785	28.889	189.1	1:45.399	13	40.451	37.537	29.790	185.5	1:47.778
7	39.837	36.990	29.119	187.8	1:45.946						

12 MULLER

FRA

SEAT Leon TDI

1	42.269	37.113	28.655	187.8	1:48.037	8	39.976	37.210	29.198	188.8	1:46.384
2	39.064	36.431	28.822	187.8	1:44.317	9	40.120	37.337	29.338	187.8	1:46.795
3	39.597	36.668	28.938	187.5	1:45.203	10	40.049	37.178	29.425	188.4	1:46.652
4	39.494	37.023	29.233	189.4	1:45.750	11	39.910	37.267	29.225	189.4	1:46.402
5	39.862	37.018	29.157	187.8	1:46.037	12	40.857	37.474	29.501	188.8	1:47.832
6	39.915	37.164	29.165	186.5	1:46.244	13	40.618	37.485	29.248	188.4	1:47.351
7	40.022	37.247	29.205	188.4	1:46.474						

13 OKYAY

TUR

BMW 320si

I

1	1:02.502	53.722	48.082		2:44.306 Pit	8	42.113	38.989	30.623	179.4	1:51.725
2	2:05.488	38.286	30.544	179.7	3:14.318	9	42.399	38.574	30.464	181.2	1:51.437
3	42.273	38.339	30.437	180.3	1:51.049	10	42.077	38.779	30.561	181.2	1:51.417
4	41.645	38.447	30.614	180.9	1:50.706	11	42.250	39.390	31.159	181.2	1:52.799
5	42.084	38.376	30.255	180.6	1:50.715	12	41.893	38.866	30.757	180.0	1:51.516
6	41.867	38.647	30.482	179.7	1:50.996						
7	41.898	38.624	30.324	180.6	1:50.846						

15 THOMPSON

GBR

Honda Accord Euro R

1	43.877	36.888	29.036	187.8	1:49.801	8	40.944	40.142	29.672	186.2	1:50.758
2	39.722	36.571	29.095	185.5	1:45.388	9	42.107	37.556	29.425	184.6	1:49.088
3	39.588	36.749	29.047	185.8	1:45.384	10	40.347	38.215	29.654	186.2	1:48.216
4	39.898	37.315	29.168	185.8	1:46.381	11	40.379	37.509	29.515	185.2	1:47.403
5	39.807	37.040	29.450	186.2	1:46.297	12	40.455	37.711	29.420	185.8	1:47.586
6	39.998	37.575	29.500	185.5	1:47.073	13	40.308	37.710	29.497	185.5	1:47.515
7	39.980	37.603	29.414	186.8	1:46.997						

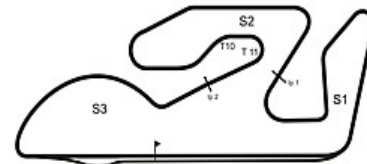
16 TIELEMANS

NED

BMW 320si

I

1	46.396	37.761	29.411	184.6	1:53.568	8	40.285	37.560	29.626	182.7	1:47.471
2	40.625	37.095	29.330	185.5	1:47.050	9	40.406	37.386	29.627	182.7	1:47.419
3	40.588	37.451	30.667	183.9	1:48.706	10	40.181	37.364	29.731	183.3	1:47.276
4	42.036	37.415	29.602	183.0	1:49.053	11	40.369	37.603	29.514	183.6	1:47.486
5	40.515	37.485	29.743	183.0	1:47.743	12	40.520	37.593	29.652	182.7	1:47.765
6	40.254	37.451	29.748	183.3	1:47.453	13	40.609	37.771	29.495	183.6	1:47.875
7	40.174	37.419	29.737	183.0	1:47.330						



Weather/Track: Sun 21° /Dry 35°

Circuit Length - 4.0050 kilometres
Valencia
Spain

2008 FIA World Touring Car Championship

Race 1 - Sector Analysis Report

Lap S1 Time S1 Spd S2 Time S2 Spd S3 Time S3 Spd Lap Time Pit Lap S1 Time S1 Spd S2 Time S2 Spd S3 Time S3 Spd Lap Time Pit

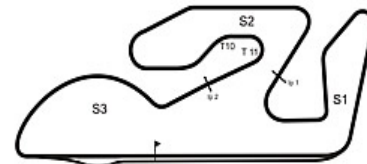
18 MONTEIRO				POR				SEAT Leon TDI			
1	45.698	37.803	28.752	188.1	1:52.253	8	40.289	38.573	31.237	187.5	1:50.099
2	39.709	36.688	28.858	190.4	1:45.255	9	41.128	37.547	29.366	187.5	1:48.041
3	39.678	36.720	29.054	187.8	1:45.452	10	40.116	37.309	29.447	187.8	1:46.872
4	39.722	36.946	29.209	189.1	1:45.877	11	40.314	37.395	29.451	187.5	1:47.160
5	39.842	36.981	29.113	189.1	1:45.936	12	40.503	37.961	29.303	189.4	1:47.767
6	40.249	37.157	29.102	190.1	1:46.508	13	40.181	37.545	29.181	188.4	1:46.907
7	40.163	37.399	29.314	189.1	1:46.876						

20 CORONEL				NED				SEAT Leon			
1	45.451	37.011	28.921	182.7	1:51.383	8	40.867	37.783	29.494	182.7	1:48.144
2	39.924	37.006	29.026	184.3	1:45.956	9	40.072	37.310	29.500	180.3	1:46.882
3	40.189	36.789	29.308	182.4	1:46.286	10	40.526	37.304	29.558	181.5	1:47.388
4	39.535	36.928	29.217	182.7	1:45.680	11	40.102	37.455	29.852	180.9	1:47.409
5	39.742	37.040	29.415	182.4	1:46.197	12	40.246	37.437	29.366	181.8	1:47.049
6	39.886	37.220	29.313	183.0	1:46.419	13	40.150	37.477	29.393	181.2	1:47.020
7	39.889	37.525	29.403	182.7	1:46.817						

21 PEREZ-AICART				ESP				SEAT Leon			
1	45.989	37.460	29.517	182.7	1:52.966	8	40.065	37.515	29.853	180.6	1:47.433
2	39.549	37.231	29.231	182.7	1:46.011	9	40.384	37.565	29.622	182.4	1:47.571
3	39.594	36.950	29.445	182.7	1:45.989	10	40.492	37.613	29.533	183.9	1:47.638
4	40.587	37.572	29.300	182.4	1:47.459	11	40.179	37.717	29.550	183.0	1:47.446
5	39.928	37.487	29.552	181.8	1:46.967	12	40.607	38.176	30.437	182.7	1:49.220
6	40.000	37.567	29.653	181.2	1:47.220	13	40.740	38.071	30.003	180.9	1:48.814
7	40.154	37.455	29.665	181.8	1:47.274						

23 CORTHALS				BEL				SEAT Leon				I
1	49.867	43.523	38.229		2:11.619	Pit						
2	15:36.774	37.714	37.073		16:51.561	Pit						

26 D'ASTE				ITA				BMW 320si				I
1	46.625	37.836	29.333	184.6	1:53.794	8	40.226	37.492	29.758	181.8	1:47.476	
2	40.746	37.427	29.308	185.2	1:47.481	9	40.372	37.487	29.749	182.1	1:47.608	
3	40.257	37.201	30.605	179.7	1:48.063	10	40.169	37.551	29.810	181.8	1:47.530	
4	40.943	37.200	29.769	181.5	1:47.912	11	40.459	37.562	29.676	182.1	1:47.697	
5	40.157	37.256	29.653	182.1	1:47.066	12	40.361	37.695	29.743	181.8	1:47.799	
6	39.959	37.400	29.538	182.7	1:46.897	13	40.356	37.526	29.901	180.9	1:47.783	
7	40.119	37.521	29.702	181.8	1:47.342							



Weather/Track: Sun 21° /Dry 35°

Circuit Length - 4.0050 kilometres
Valencia
Spain

2008 FIA World Touring Car Championship

Race 1 - Sector Analysis Report

Lap S1 Time S1 Spd S2 Time S2 Spd S3 Time S3 Spd Lap Time Pit Lap S1 Time S1 Spd S2 Time S2 Spd S3 Time S3 Spd Lap Time Pit

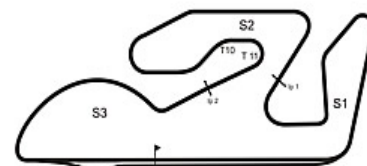
28 SHAPOVALOV				RUS		Lada 110		I			
1	51.030	39.381	30.015	179.4	2:00.426	8	41.212	37.917	29.931	180.3	1:49.060
2	40.623	37.402	29.886	180.9	1:47.911	9	41.083	37.891	30.015	180.0	1:48.989
3	40.279	37.296	29.868	180.9	1:47.443	10	40.904	50.326	30.373	180.0	2:01.603
4	40.924	49.338	30.313	180.6	2:00.575	11	41.055	38.500	29.933	180.9	1:49.488
5	40.959	38.065	30.034	179.1	1:49.058	12	40.749	38.181	29.958	180.0	1:48.888
6	41.285	38.038	30.058	179.1	1:49.381	13	40.648	38.190	30.114	178.5	1:48.952
7	40.915	37.918	31.588	179.1	1:50.421						

29 LAGEN				NED		Lada 110		I			
1	1:15.631	59.003	54.162	3:08.796	Pit						

31 HERNANDEZ				ESP		BMW 320si		I			
1	48.223	45.621	38.569		2:12.413 Pit	8	40.019	37.150	29.645	182.1	1:46.814
2	3:21.390	36.845	29.431	181.5	4:27.666	9	40.138	37.352	29.618	183.9	1:47.108
3	40.149	36.912	29.259	181.8	1:46.320	10	40.351	37.229	29.448	182.7	1:47.028
4	39.897	36.979	29.236	181.5	1:46.112	11	40.139	37.479	29.419	182.1	1:47.037
5	40.071	37.085	29.354	181.8	1:46.510	12	40.423	37.259	29.579	181.5	1:47.261
6	40.148	36.930	29.307	182.1	1:46.385						
7	39.939	36.970	29.320	182.1	1:46.229						

42 ENGSTLER				GER		BMW 320si		I			
1	47.185	37.757	29.548	183.9	1:54.490	8	40.472	37.751	29.988	180.3	1:48.211
2	40.786	37.370	29.377	183.6	1:47.533	9	40.645	37.721	29.711	181.2	1:48.077
3	39.934	37.103	30.556	183.9	1:47.593	10	40.659	37.826	29.789	182.1	1:48.274
4	47.369	37.683	29.729	182.4	1:54.781	11	40.852	37.826	29.804	182.1	1:48.482
5	40.195	37.984	30.638	180.3	1:48.817	12	40.801	37.836	29.785	181.8	1:48.422
6	40.570	37.679	29.852	181.5	1:48.101	13	40.728	37.972	29.989	180.9	1:48.689
7	40.306	37.562	30.281	179.1	1:48.149						

43 ROMANOV				RUS		BMW 320si		I			
1	48.274	38.251	29.586	183.3	1:56.111	8	40.678	37.893	29.646	183.0	1:48.217
2	40.673	37.414	29.410	183.3	1:47.497	9	40.728	37.629	29.815	180.9	1:48.172
3	40.403	37.032	29.492	185.2	1:46.927	10	40.966	37.966	29.897	182.4	1:48.829
4	41.884	37.747	29.608	182.1	1:49.239	11	41.074	38.301	29.800	181.8	1:49.175
5	40.624	37.413	29.652	182.7	1:47.689	12	40.798	37.811	30.163	180.3	1:48.772
6	40.575	37.934	29.610	182.7	1:48.119	13	40.902	38.458	30.066	180.9	1:49.426
7	40.530	37.381	29.641	182.7	1:47.552						



Weather/Track: Sun 21° /Dry 35°

Circuit Length - 4.0050 kilometres
Valencia
Spain

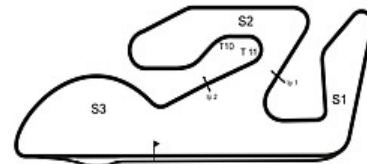
2008 FIA World Touring Car Championship

Race 1 - Sector Analysis Report

Lap S1 Time S1 Spd S2 Time S2 Spd S3 Time S3 Spd Lap Time Pit Lap S1 Time S1 Spd S2 Time S2 Spd S3 Time S3 Spd Lap Time Pit

54 LVOV					RUS					Honda Accord Euro R					I
1	49.850	38.957	29.720	179.7	1:58.527	8	40.968	37.788	30.110	179.1	1:48.866				
2	40.377	37.362	29.795	179.1	1:47.534	9	40.790	37.959	30.443	179.1	1:49.192				
3	40.543	37.348	30.134	179.4	1:48.025	10	40.729	38.155	30.308	179.4	1:49.192				
4	40.660	38.879	29.836	178.8	1:49.375	11	41.134	38.371	30.037	179.7	1:49.542				
5	40.812	38.224	31.120	179.1	1:50.156	12	41.647	38.067	30.066	179.7	1:49.780				
6	40.700	37.922	30.022	180.3	1:48.644	13	41.015	38.135	30.096	178.5	1:49.246				
7	40.942	38.072	30.120	179.4	1:49.134										

55 SMETSKY					RUS					Honda Accord Euro R					I
1	50.618	40.541	30.789	179.4	2:01.948	8	43.009	39.592	31.355	177.6	1:53.956				
2	42.190	38.772	31.144	178.5	1:52.106	9	43.254	39.767	31.933	175.8	1:54.954				
3	42.934	38.810	30.869	178.2	1:52.613	10	43.399	39.539	31.059	178.5	1:53.997				
4	43.108	38.864	31.362	178.5	1:53.334	11	42.820	39.554	31.181	179.4	1:53.555				
5	43.029	39.600	30.926	178.5	1:53.555	12	44.772	42.484	32.371	171.4	1:59.627				
6	43.131	39.620	31.764	177.6	1:54.515										
7	43.142	39.446	31.884	178.5	1:54.472										



Weather/Track: Sun 21° /Dry 35°

Circuit Length - 4.0050 kilometres
Valencia
Spain

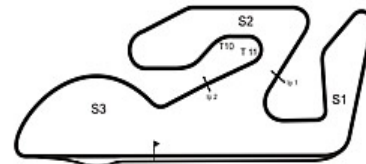
2008 FIA World Touring Car Championship

Race 1 - Best Sector Speeds Report

SECTOR 1		SECTOR 2		SECTOR 3			
POS	NO	SPEED	TRAP AVAILABLE	NO	NAME	SPEED	LAP
				18	MONTEIRO	190.4	2
				10	RYDELL	189.8	2
				11	TARQUINI	189.8	2
				6	LARINI	189.4	8
				8	MENU	189.4	7
				12	MULLER	189.4	4
				3	FARFUS	188.1	3
				9	GENE	188.1	4
				15	THOMPSON	187.8	7
				4	ZANARDI	187.5	7
				7	HUFF	187.5	3
				1	PRIAULX	187.1	3
				2	MULLER	186.8	7
				16	TIELEMANS	185.5	2
				26	D'ASTE	185.2	2
				43	ROMANOV	185.2	3
				5	PORTEIRO	184.6	9
				20	CORONEL	184.3	2
				21	PEREZ-AICAR	183.9	10
				31	HERNANDEZ	183.9	9
				42	ENGSTLER	183.9	7
				13	OKYAY	181.2	9
				28	SHAPOVALOV	180.9	2
				54	LVOV	180.3	6
				55	SMETSKY	179.4	7



Weather/Track: Sun 21° /Dry 35°



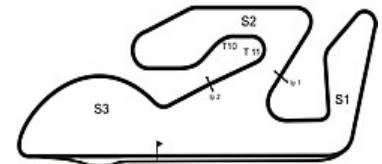
Circuit Length - 4.0050 kilometres
Valencia
Spain

2008 FIA World Touring Car Championship

Race 1 - Best Sector Times Report

POS	NO	SECTOR 1		SECTOR 2		SECTOR 3		IDEAL/BEST LAP COMPARISON							
		TIME	LAP	NO	TIME	LAP	NO	TIME	LAP	NO	NAME	IDEAL	BEST	LAP	DIFF
1	12	39.064	2	2	36.087	2	11	28.576	1	2	MULLER	1:44.073	1:44.212	2	+ 0.139
2	8	39.166	3	11	36.109	1	7	28.618	1	12	MULLER	1:44.150	1:44.317	2	+ 0.167
3	6	39.187	2	9	36.178	1	12	28.655	1	7	HUFF	1:44.172	1:44.410	2	+ 0.238
4	7	39.190	2	7	36.364	2	2	28.701	1	11	TARQUINI	1:44.248	1:44.988	2	+ 0.740
5	2	39.285	2	3	36.416	3	3	28.717	2	9	GENE	1:44.402	1:44.766	2	+ 0.364
6	4	39.365	3	10	36.428	2	18	28.752	1	8	MENU	1:44.437	1:44.443	3	+ 0.006
7	3	39.440	3	12	36.431	2	9	28.782	1	6	LARINI	1:44.564	1:44.586	2	+ 0.022
8	9	39.442	3	8	36.449	3	8	28.822	4	3	FARFUS	1:44.573	1:44.800	3	+ 0.227
9	20	39.535	4	1	36.492	2	6	28.824	1	4	ZANARDI	1:44.895	1:45.045	3	+ 0.150
10	21	39.549	2	4	36.526	3	1	28.867	2	10	RYDELL	1:44.965	1:45.632	3	+ 0.667
11	5	39.550	4	6	36.553	2	10	28.872	2	1	PRIAULX	1:44.972	1:45.213	3	+ 0.241
12	11	39.563	4	15	36.571	2	20	28.921	1	18	MONTEIRO	1:45.118	1:45.255	2	+ 0.137
13	15	39.588	3	18	36.688	2	4	29.004	1	15	THOMPSON	1:45.195	1:45.384	3	+ 0.189
14	1	39.613	3	5	36.692	3	15	29.036	1	20	CORONEL	1:45.245	1:45.680	4	+ 0.435
15	10	39.665	3	20	36.789	3	5	29.082	3	5	PORTEIRO	1:45.324	1:45.505	3	+ 0.181
16	18	39.678	3	31	36.845	2	21	29.231	2	21	PEREZ-AICA	1:45.730	1:45.989	3	+ 0.259
17	31	39.897	4	21	36.950	3	31	29.236	4	31	HERNANDEZ	1:45.978	1:46.112	4	+ 0.134
18	42	39.934	3	43	37.032	3	26	29.308	2	42	ENGSTLER	1:46.414	1:47.533	2	+ 1.119
19	26	39.959	6	16	37.095	2	16	29.330	2	26	D'ASTE	1:46.467	1:46.897	6	+ 0.430
20	16	40.174	7	42	37.103	3	42	29.377	2	16	TIELEMANS	1:46.599	1:47.050	2	+ 0.451
21	28	40.279	3	26	37.200	4	43	29.410	2	43	ROMANOV	1:46.845	1:46.927	3	+ 0.082
22	54	40.377	2	28	37.296	3	54	29.720	1	28	SHAPOVALO	1:47.443	1:47.443	3	+ 0.000
23	43	40.403	3	54	37.348	3	28	29.868	3	54	LVOV	1:47.445	1:47.534	2	+ 0.089
24	13	41.645	4	23	37.714	2	13	30.255	5	13	OKYAY	1:50.186	1:50.706	4	+ 0.520
25	55	42.190	2	13	38.286	2	55	30.789	1	55	SMETSKY	1:51.751	1:52.106	2	+ 0.355
26	23	49.867	1	55	38.772	2	23	37.073	2	23	CORTHALS	2:04.654	2:11.619	1	+ 6.965
27	29	1:15.631	1	29	59.003	1	29	54.162	1	29	LAGEN	3:08.796	3:08.796	1	+ 0.000

'Perfect Lap' - 1:43.727



Weather/Track: Sun 21° /Dry 35°

Circuit Length - 4.0050 kilometres
Valencia
Spain

2008 FIA World Touring Car Championship

RACE 1 - LAP CHART

Lap 1			Lap 2			Lap 3			Lap 4			Lap 5		
No	Behind	Laptime	No	Behind	Laptime	No	Behind	Laptime	No	Behind	Laptime	No	Behind	Laptime
9		1:46.328	9		1:44.766	9		1:45.006	11		1:45.572	7		1:45.537
11	0.183	1:46.511	11	0.405	1:44.988	11	0.548	1:45.149	7	0.286	1:45.542	11	0.495	1:46.318
7	1.011	1:47.339	7	0.655	1:44.410	7	0.864	1:45.215	9	0.823	1:46.943	9	1.050	1:46.050
12	1.709	1:48.037	12	1.260	1:44.317	12	1.457	1:45.203	12	1.087	1:45.750	12	1.301	1:46.037
2	2.131	1:48.459	2	1.577	1:44.212	2	1.772	1:45.201	2	1.387	1:45.735	2	1.615	1:46.051
6	2.565	1:48.893	6	2.385	1:44.586	6	2.206	1:44.827	6	1.685	1:45.599	6	1.927	1:46.065
1	3.114	1:49.442	15	4.095	1:45.388	15	4.473	1:45.384	15	4.734	1:46.381	15	5.208	1:46.297
15	3.473	1:49.801	1	4.511	1:46.163	1	4.718	1:45.213	1	4.995	1:46.397	1	5.457	1:46.285
10	3.777	1:50.105	10	4.776	1:45.765	3	4.958	1:44.800	3	5.272	1:46.434	3	5.684	1:46.235
4	4.066	1:50.394	3	5.164	1:45.650	10	5.402	1:45.632	10	5.766	1:46.484	10	6.006	1:46.063
3	4.280	1:50.608	4	5.974	1:46.674	4	6.013	1:45.045	4	6.058	1:46.165	4	6.354	1:46.119
20	5.055	1:51.383	20	6.245	1:45.956	18	6.860	1:45.452	18	6.617	1:45.877	18	6.730	1:45.936
18	5.925	1:52.253	18	6.414	1:45.255	20	7.525	1:46.286	20	7.085	1:45.680	20	7.459	1:46.197
21	6.638	1:52.966	21	7.883	1:46.011	21	8.866	1:45.989	8	8.799	1:45.808	8	8.130	1:45.154
16	7.240	1:53.568	16	9.524	1:47.050	8	9.111	1:44.443	21	10.205	1:47.459	21	11.349	1:46.967
26	7.466	1:53.794	8	9.674	1:46.135	16	13.224	1:48.706	26	15.030	1:47.912	26	16.273	1:47.066
42	8.162	1:54.490	26	10.181	1:47.481	26	13.238	1:48.063	16	16.157	1:49.053	16	18.077	1:47.743
8	8.305	1:54.633	42	10.929	1:47.533	42	13.516	1:47.593	43	17.554	1:49.239	43	19.420	1:47.689
43	9.783	1:56.111	43	12.514	1:47.497	43	14.435	1:46.927	54	21.241	1:49.375	42	25.171	1:48.817
54	12.199	1:58.527	54	14.967	1:47.534	54	17.986	1:48.025	42	22.177	1:54.781	54	25.574	1:50.156
28	14.098	2:00.426	28	17.243	1:47.911	28	19.680	1:47.443	28	34.135	2:00.575	28	37.370	1:49.058
55	15.620	2:01.948	55	22.960	1:52.106	55	30.567	1:52.613	55	37.781	1:53.334	5	1 LAP	1:46.373
23	25.291	2:11.619P				13	1 LAP	3:14.318	5	1 LAP	1:45.505	55	45.513	1:53.555
31	26.085	2:12.413P				5	1 LAP	3:32.070	13	1 LAP	1:51.049	13	1 LAP	1:50.706
5	41.224	2:27.552P				31	1 LAP	4:27.666	31	1 LAP	1:46.320	31	1 LAP	1:46.112
13	57.978	2:44.306P												
29	1:22.468	3:08.796P												

2008 FIA World Touring Car Championship
RACE 1 - LAP CHART

(contd.)


Lap 6			Lap 7			Lap 8			Lap 9			Lap 10		
No	Behind	Laptime	No	Behind	Laptime	No	Behind	Laptime	No	Behind	Laptime	No	Behind	Laptime
7		1:45.062	7		1:45.224	7		1:45.104	7		1:45.632	7		1:45.637
11	0.832	1:45.399	11	1.554	1:45.946	11	2.173	1:45.723	11	2.442	1:45.901	11	2.956	1:46.151
9	2.205	1:46.217	9	3.405	1:46.424	9	4.527	1:46.226	9	5.451	1:46.556	9	6.478	1:46.664
12	2.483	1:46.244	12	3.733	1:46.474	12	5.013	1:46.384	12	6.176	1:46.795	12	7.191	1:46.652
2	2.787	1:46.234	2	3.999	1:46.436	2	5.447	1:46.552	6	6.522	1:46.478	6	7.547	1:46.662
6	3.210	1:46.345	6	4.293	1:46.307	6	5.676	1:46.487	2	6.932	1:47.117	2	7.925	1:46.630
15	7.219	1:47.073	15	8.992	1:46.997	1	10.146	1:46.066	1	10.309	1:45.795	1	10.682	1:46.010
1	7.500	1:47.105	1	9.184	1:46.908	4	11.583	1:47.127	4	13.250	1:47.299	8	14.503	1:46.813
4	7.781	1:46.489	4	9.560	1:47.003	8	12.872	1:47.365	8	13.327	1:46.087	4	15.323	1:47.710
18	8.176	1:46.508	18	9.828	1:46.876	20	13.449	1:48.144	20	14.699	1:46.882	20	16.450	1:47.388
20	8.816	1:46.419	20	10.409	1:46.817	15	14.646	1:50.758	18	17.232	1:48.041	18	18.467	1:46.872
8	9.117	1:46.049	8	10.611	1:46.718	18	14.823	1:50.099	15	18.102	1:49.088	10	19.951	1:46.782
21	13.507	1:47.220	21	15.557	1:47.274	10	17.880	1:46.555	10	18.806	1:46.558	15	20.681	1:48.216
10	15.617	1:54.673	10	16.429	1:46.036	21	17.886	1:47.433	21	19.825	1:47.571	21	21.826	1:47.638
26	18.108	1:46.897	26	20.226	1:47.342	26	22.598	1:47.476	26	24.574	1:47.608	26	26.467	1:47.530
16	20.468	1:47.453	16	22.574	1:47.330	16	24.941	1:47.471	16	26.728	1:47.419	16	28.367	1:47.276
43	22.477	1:48.119	43	24.805	1:47.552	43	27.918	1:48.217	43	30.458	1:48.172	43	33.650	1:48.829
42	28.210	1:48.101	42	31.135	1:48.149	42	34.242	1:48.211	42	36.687	1:48.077	42	39.324	1:48.274
54	29.156	1:48.644	54	33.066	1:49.134	54	36.828	1:48.866	54	40.388	1:49.192	54	43.943	1:49.192
28	41.689	1:49.381	5	1 LAP	1:46.138	5	1 LAP	1:46.196	5	1 LAP	1:46.297	5	1 LAP	1:46.201
5	1 LAP	1:46.485	28	46.886	1:50.421	28	50.842	1:49.060	28	54.199	1:48.989	28	1:10.165	2:01.603
55	54.966	1:54.515	13	1 LAP	1:50.996	13	1 LAP	1:50.846	13	1 LAP	1:51.725	13	1 LAP	1:51.437
13	1 LAP	1:50.715	55	1:04.214	1:54.472	55	1:13.066	1:53.956	55	1:22.388	1:54.954	23	8 LAPS	16:51.561P
31	1 LAP	1:46.510	31	1 LAP	1:46.385	31	1 LAP	1:46.229	31	1 LAP	1:46.814	55	1:30.748	1:53.997
												31	1 LAP	1:47.108

2008 FIA World Touring Car Championship
RACE 1 - LAP CHART

(contd.)

Lap 11			Lap 12			Lap 13			Lap 14			Lap 15		
No	Behind	Laptime	No	Behind	Laptime	No	Behind	Laptime	No	Behind	Laptime	No	Behind	Laptime
7		1:45.933	7		1:45.889	7		1:46.463						
11	3.043	1:46.020	11	4.061	1:46.907	11	5.376	1:47.778						
9	7.345	1:46.800	9	9.432	1:47.976	55	1 LAP	1:59.627						
12	7.660	1:46.402	12	9.603	1:47.832	9	10.095	1:47.126						
6	8.048	1:46.434	2	9.936	1:47.411	12	10.491	1:47.351						
2	8.414	1:46.422	6	10.382	1:48.223	2	10.982	1:47.509						
1	10.594	1:45.845	1	10.931	1:46.226	6	11.679	1:47.760						
8	14.019	1:45.449	8	14.028	1:45.898	1	12.114	1:47.646						
20	17.926	1:47.409	20	19.086	1:47.049	8	13.189	1:45.624						
18	19.694	1:47.160	10	21.117	1:46.860	20	19.643	1:47.020						
10	20.146	1:46.128	18	21.572	1:47.767	10	21.075	1:46.421						
15	22.151	1:47.403	15	23.848	1:47.586	18	22.016	1:46.907						
21	23.339	1:47.446	4	25.986	1:47.227	15	24.900	1:47.515						
4	24.648	1:55.258	21	26.670	1:49.220	4	26.985	1:47.462						
26	28.231	1:47.697	26	30.141	1:47.799	21	29.021	1:48.814						
16	29.920	1:47.486	16	31.796	1:47.765	26	31.461	1:47.783						
43	36.892	1:49.175	43	39.775	1:48.772	16	33.208	1:47.875						
42	41.873	1:48.482	42	44.406	1:48.422	43	42.738	1:49.426						
54	47.552	1:49.542	5	1 LAP	1:46.933	42	46.632	1:48.689						
5	1 LAP	1:46.591	54	51.443	1:49.780	5	1 LAP	1:46.376						
28	1:13.720	1:49.488	28	1:16.719	1:48.888	54	54.226	1:49.246						
13	1 LAP	1:51.417	31	1 LAP	1:47.037	28	1:19.208	1:48.952						
31	1 LAP	1:47.028	13	1 LAP	1:52.799	31	1 LAP	1:47.261						
55	1:38.370	1:53.555				13	1 LAP	1:51.516						

2008 FIA World Touring Car Championship GRID FOR RACE 2

ROW 14	29	LAGEN	23	CORTHALS
ROW 13	3	FARFUS	13	OKYAY
ROW 12	31	HERNANDEZ	5	PORTEIRO
ROW 11	55	SMETSKY	28	SHAPOVALOV
ROW 10	54	LVOV	42	ENGSTLER
ROW 9	43	ROMANOV	16	TIELEMANS
ROW 8	26	D'ASTE	21	PEREZ-AICART
ROW 7	4	ZANARDI	15	THOMPSON
ROW 6	18	MONTEIRO	10	RYDELL
ROW 5	20	CORONEL	7	HUFF
ROW 4	11	TARQUINI	9	GENE
ROW 3	12	MULLER	2	MULLER
ROW 2	6	LARINI	1	PRIAULX
ROW 1	8	MENU		
POLE				
				

Weather/Track: Sun 21°/Dry 35°

Valencia
Circuit Length = 4.0050 km.
Start: 12:03 End: 12:25

Race Director:	Steward:	Timekeeper:
----------------	----------	-------------

2008 FIA World Touring Car Championship RACE 2 - PROVISIONAL CLASSIFICATION

POS	NO	CL	DRIVER	NAT	CAR	TIME	LAPS	GAP	KPH	BEST
1	8		Alain MENU	SUI	Chevrolet Lacetti	22:47.994	13		137.01	1:44.043
2	7		Robert HUFF	GBR	Chevrolet Lacetti	22:50.435	13	2.441	136.77	1:44.141
3	1		Andy PRIAULX	GBR	BMW 320si	22:51.946	13	3.952	136.61	1:44.405
4	2		Jorg MULLER	GER	BMW 320si	22:53.397	13	5.403	136.47	1:44.342
5	11		Gabriele TARQUINI	ITA	SEAT Leon TDI	23:04.326	13	16.332	135.39	1:44.930
6	9		Jordi GENE	ESP	SEAT Leon TDI	23:07.165	13	19.171	135.12	1:45.541
7	10		Rickard RYDELL	SWE	SEAT Leon TDI	23:07.656	13	19.662	135.07	1:45.302
8	12		Yvan MULLER	FRA	SEAT Leon TDI	23:08.453	13	20.459	134.99	1:45.244
9	6		Nicola LARINI	ITA	Chevrolet Lacetti	23:09.306	13	21.312	134.91	1:45.608
10	5		Felix PORTEIRO	ESP	BMW 320si	23:15.747	13	27.753	134.28	1:45.104
11	15		James THOMPSON	GBR	Honda Accord Euro R	23:16.177	13	28.183	134.24	1:45.811
12	31	I	Sergio HERNANDEZ	ESP	BMW 320si	23:16.813	13	28.819	134.18	1:45.916
13	23	I	Pierre-Yves CORTHALS	BEL	SEAT Leon	23:18.752	13	30.758	134.00	1:45.645
14	21		Jose PEREZ-AICART	ESP	SEAT Leon	23:24.344	13	36.350	133.46	1:46.044
15	26	I	Stefano D'ASTE	ITA	BMW 320si	23:35.003	13	47.009	132.46	1:46.733
16	42	I	Franz ENGSTLER	GER	BMW 320si	23:36.731	13	48.737	132.30	1:46.399
17	54	I	Alexander LVOV	RUS	Honda Accord Euro R	23:40.799	13	52.805	131.92	1:47.587
18	4		Alessandro ZANARDI	ITA	BMW 320si	24:24.647	13	1:36.653	127.97	1:45.282
19	13	I	Ibrahim OKYAY	TUR	BMW 320si	24:25.406	13	1:37.412	127.90	1:49.799
20	3		Augusto FARFUS	BRA	BMW 320si	24:27.473	13	1:39.479	127.72	1:44.262
21	55	I	Andrey SMETSKY	RUS	Honda Accord Euro R	23:15.405	12	1 LAP	123.99	1:53.632

NOT CLASSIFIED

18			Tiago MONTEIRO	POR	SEAT Leon TDI	11:29.789	6	D.N.F.	125.41	1:45.344
43	I		Andrei ROMANOV	RUS	BMW 320si	6:17.531	3	D.N.F.	114.57	1:47.707
29	T		Jaap van LAGEN	NED	Lada 110	15:21.784	3	D.N.F.	46.92	2:08.831
16	I		Olivier TIELEMANS	NED	BMW 320si	3:46.852	2	D.N.F.	127.11	1:47.552
28	T		Viktor SHAPOVALOV	RUS	Lada 110	3:50.218	2	D.N.F.	125.25	1:47.798

FASTEST LAP

8			Alain MENU		Chevrolet Lacetti	1:44.043	2	138.57kph	86.10mph	
23	I		Pierre-Yves CORTHALS		SEAT Leon	1:45.645	4	136.47kph	84.80mph	
28	T		Viktor SHAPOVALOV		Lada 110	1:47.798	2	133.75kph	83.10mph	

Subject to technical scrutineering
Weather/Track: Cloud 18°/Dry 23°

Valencia
Circuit Length = 4.0050 km.
Start: 15:48 End: 16:11

Race Director:	Steward:	Timekeeper:
----------------	----------	-------------

2008 FIA World Touring Car Championship

RACE 2 - RESULT

POS	NO	CL	DRIVER	NAT	CAR	TIME	LAPS	GAP	KPH	BEST
1	8		Alain MENU	SUI	Chevrolet Lacetti	22:47.994	13		137.01	1:44.043
2	7		Robert HUFF	GBR	Chevrolet Lacetti	22:50.435	13	2.441	136.77	1:44.141
3	1		Andy PRIAULX	GBR	BMW 320si	22:51.946	13	3.952	136.61	1:44.405
4	2		Jorg MULLER	GER	BMW 320si	22:53.397	13	5.403	136.47	1:44.342
5	11		Gabriele TARQUINI	ITA	SEAT Leon TDI	23:04.326	13	16.332	135.39	1:44.930
6	9		Jordi GENE	ESP	SEAT Leon TDI	23:07.165	13	19.171	135.12	1:45.541
7	10		Rickard RYDELL	SWE	SEAT Leon TDI	23:07.656	13	19.662	135.07	1:45.302
8	12		Yvan MULLER	FRA	SEAT Leon TDI	23:08.453	13	20.459	134.99	1:45.244
9	6		Nicola LARINI	ITA	Chevrolet Lacetti	23:09.306	13	21.312	134.91	1:45.608
10	5		Felix PORTEIRO	ESP	BMW 320si	23:15.747	13	27.753	134.28	1:45.104
11	15		James THOMPSON	GBR	Honda Accord Euro R	23:16.177	13	28.183	134.24	1:45.811
12	31	I	Sergio HERNANDEZ	ESP	BMW 320si	23:16.813	13	28.819	134.18	1:45.916
13	23	I	Pierre-Yves CORTHALS	BEL	SEAT Leon	23:18.752	13	30.758	134.00	1:45.645
14	21		Jose PEREZ-AICART	ESP	SEAT Leon	23:24.344	13	36.350	133.46	1:46.044
15	26	I	Stefano D'ASTE	ITA	BMW 320si	23:35.003	13	47.009	132.46	1:46.733
16	54	I	Alexander LVOV	RUS	Honda Accord Euro R	23:40.799	13	52.805	131.92	1:47.587
17	42	I	Franz ENGSTLER	GER	BMW 320si	24:06.731	13	1:18.737	129.55	1:46.399
18	4		Alessandro ZANARDI	ITA	BMW 320si	24:24.647	13	1:36.653	127.97	1:45.282
19	13	I	Ibrahim OKYAY	TUR	BMW 320si	24:25.406	13	1:37.412	127.90	1:49.799
20	3		Augusto FARFUS	BRA	BMW 320si	24:27.473	13	1:39.479	127.72	1:44.262
21	55	I	Andrey SMETSKY	RUS	Honda Accord Euro R	23:15.405	12	1 LAP	123.99	1:53.632

NOT CLASSIFIED

18			Tiago MONTEIRO	POR	SEAT Leon TDI	11:29.789	6	D.N.F.	125.41	1:45.344
43	I		Andrei ROMANOV	RUS	BMW 320si	6:17.531	3	D.N.F.	114.57	1:47.707
29	T		Jaap van LAGEN	NED	Lada 110	15:21.784	3	D.N.F.	46.92	2:08.831
16	I		Olivier TIELEMANS	NED	BMW 320si	3:46.852	2	D.N.F.	127.11	1:47.552
28	T		Viktor SHAPOVALOV	RUS	Lada 110	3:50.218	2	D.N.F.	125.25	1:47.798

FASTEST LAP

8			Alain MENU		Chevrolet Lacetti	1:44.043	2	138.57kph	86.10mph	
23	I		Pierre-Yves CORTHALS		SEAT Leon	1:45.645	4	136.47kph	84.80mph	
28	T		Viktor SHAPOVALOV		Lada 110	1:47.798	2	133.75kph	83.10mph	

Car 42, Drive through penalty added, +30s Art.44c) Ref. Decision 18.

Valencia
Circuit Length = 4.0050 km.

Steward:	Steward:	Steward:
----------	----------	----------

2008 FIA World Touring Car Championship

Race 2 - Sector Analysis Report

Lap S1 Time S1 Spd S2 Time S2 Spd S3 Time S3 Spd Lap Time Pit Lap S1 Time S1 Spd S2 Time S2 Spd S3 Time S3 Spd Lap Time Pit

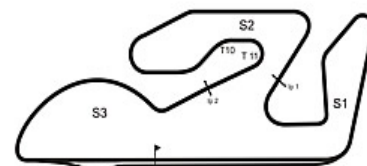
1 PRIAULX				GBR		BMW 320si					
1	45.576	36.175	28.877	183.3	1:50.628	8	39.306	36.511	28.944	183.9	1:44.761
2	39.254	36.293	28.858	184.3	1:44.405	9	39.585	36.390	29.031	183.9	1:45.006
3	39.791	37.070	28.985	184.9	1:45.846	10	40.147	36.607	28.968	185.8	1:45.722
4	39.414	36.540	28.832	185.2	1:44.786	11	39.314	36.541	29.115	186.2	1:44.970
5	39.368	36.643	28.970	184.6	1:44.981	12	39.795	36.602	29.125	185.5	1:45.522
6	39.444	36.402	28.951	184.6	1:44.797	13	39.705	37.043	28.994	184.6	1:45.742
7	39.395	36.421	28.964	183.9	1:44.780						

2 MULLER				GER		BMW 320si					
1	46.933	36.364	28.665	185.8	1:51.962	8	39.385	36.642	29.016	185.2	1:45.043
2	39.235	36.328	28.779	184.9	1:44.342	9	39.390	36.604	29.031	185.2	1:45.025
3	39.287	36.524	29.019	186.8	1:44.830	10	39.634	36.614	29.116	185.2	1:45.364
4	39.487	36.492	28.807	186.8	1:44.786	11	39.545	36.634	28.962	186.5	1:45.141
5	39.431	36.670	29.154	184.9	1:45.255	12	39.995	36.748	29.042	185.8	1:45.785
6	39.425	36.554	28.881	185.8	1:44.860	13	39.639	36.639	29.006	185.2	1:45.284
7	40.049	36.713	28.958	185.8	1:45.720						

3 FARFUS				BRA		BMW 320si					
1	51.552	37.708	29.235	187.1	1:58.495	8	39.711	36.577	28.835	186.2	1:45.123
2	40.027	36.969	29.232	186.5	1:46.228	9	39.271	36.566	28.897	185.5	1:44.734
3	39.154	36.771	28.662	186.8	1:44.587	10	39.320	50.350	45.624		2:15.294 Pit
4	41.708	36.648	29.010	185.8	1:47.366	11	1:30.523	37.918	29.442	184.3	2:37.883
5	39.213	36.268	28.781	185.8	1:44.262	12	40.222	37.047	29.290	184.3	1:46.559
6	39.524	36.545	28.758	187.1	1:44.827	13	40.107	37.365	29.550	183.0	1:47.022
7	39.461	36.669	28.963	186.8	1:45.093						

4 ZANARDI				ITA		BMW 320si					
1	48.609	36.645	29.119	185.2	1:54.373	8	39.746	36.659	28.985	185.2	1:45.390
2	39.380	37.142	29.056	186.5	1:45.578	9	41.942	37.064	29.224	183.9	1:48.230
3	39.651	37.475	50.227		2:07.353 Pit	10	39.561	36.799	29.099	183.9	1:45.459
4	1:37.219	36.958	29.169	183.6	2:43.346	11	39.584	36.919	29.258	184.3	1:45.761
5	39.455	36.800	29.066	183.6	1:45.321	12	39.667	36.769	29.105	184.6	1:45.541
6	39.512	36.706	29.064	183.6	1:45.282	13	40.353	37.145	30.210	181.2	1:47.708
7	39.481	36.647	29.177	183.9	1:45.305						

5 PORTEIRO				ESP		BMW 320si					
1	50.774	38.086	29.146	186.2	1:58.006	8	39.632	36.725	29.266	185.8	1:45.623
2	40.189	37.116	29.701	186.2	1:47.006	9	39.628	37.344	29.295	185.8	1:46.267
3	39.718	38.237	28.896	185.2	1:46.851	10	39.983	37.081	31.840	175.6	1:48.904
4	40.265	37.201	29.390	184.6	1:46.856	11	39.986	36.742	29.171	185.5	1:45.899
5	39.962	37.024	29.131	183.6	1:46.117	12	39.680	36.787	29.169	185.8	1:45.636
6	39.550	36.657	29.144	184.6	1:45.351	13	41.003	37.435	29.689	184.3	1:48.127
7	39.512	36.586	29.006	185.2	1:45.104						



Weather/Track: Cloud 18° /Dry 23°

Circuit Length - 4.0050 kilometres
Valencia
Spain

2008 FIA World Touring Car Championship

Race 2 - Sector Analysis Report

Lap S1 Time S1 Spd S2 Time S2 Spd S3 Time S3 Spd Lap Time Pit Lap S1 Time S1 Spd S2 Time S2 Spd S3 Time S3 Spd Lap Time Pit

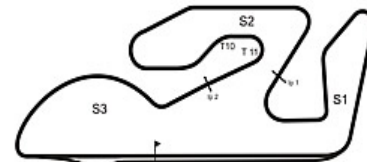
6 LARINI				ITA Chevrolet Lacetti							
1	47.266	36.655	28.707	187.5	1:52.628	8	39.621	36.932	29.055	188.4	1:45.608
2	40.110	36.953	28.861	186.8	1:45.924	9	39.609	36.959	29.181	187.5	1:45.749
3	40.522	37.373	30.194	186.8	1:48.089	10	39.585	37.236	29.216	187.8	1:46.037
4	40.061	36.824	29.024	187.1	1:45.909	11	39.757	37.155	29.304	186.5	1:46.216
5	40.586	37.927	29.127	187.1	1:47.640	12	39.888	37.092	29.280	187.5	1:46.260
6	39.708	37.652	29.154	186.5	1:46.514	13	39.618	37.144	29.506	170.0	1:46.268
7	39.705	36.900	29.859	186.8	1:46.464						

7 HUFF				GBR Chevrolet Lacetti							
1	48.318	36.516	28.861	186.5	1:53.695	8	39.172	36.648	28.822	187.5	1:44.642
2	39.433	36.896	28.829	187.5	1:45.158	9	39.185	36.584	28.784	188.1	1:44.553
3	39.454	36.174	28.697	187.1	1:44.325	10	39.509	36.588	28.759	186.2	1:44.856
4	39.044	36.464	28.633	187.5	1:44.141	11	39.338	36.593	29.189	186.8	1:45.120
5	39.046	36.535	28.820	187.8	1:44.401	12	39.439	36.655	28.916	186.8	1:45.010
6	39.243	36.612	28.728	188.8	1:44.583	13	39.375	36.622	29.095	184.9	1:45.092
7	39.528	36.514	28.817	187.5	1:44.859						

8 MENU				SUI Chevrolet Lacetti							
1	46.666	36.324	28.530	187.1	1:51.520	8	39.325	36.474	28.810	186.8	1:44.609
2	39.084	36.399	28.560	187.1	1:44.043	9	39.290	36.571	28.725	186.8	1:44.586
3	39.062	36.822	28.662	187.5	1:44.546	10	39.386	36.654	28.919	186.5	1:44.959
4	39.276	36.431	28.680	187.5	1:44.387	11	39.532	36.823	28.865	187.1	1:45.220
5	39.163	36.442	28.738	187.1	1:44.343	12	39.403	36.711	28.942	187.8	1:45.056
6	39.195	36.576	28.801	186.8	1:44.572	13	39.498	36.862	29.169	185.5	1:45.529
7	39.344	36.544	28.736	186.5	1:44.624						

9 GENE				ESP SEAT Leon TDI							
1	48.016	36.504	28.873	188.4	1:53.393	8	39.847	37.406	29.178	187.8	1:46.431
2	40.064	37.164	28.999	189.1	1:46.227	9	39.673	37.004	29.054	186.8	1:45.731
3	39.716	37.274	30.417	187.8	1:47.407	10	39.749	37.093	29.134	186.5	1:45.976
4	40.003	36.722	29.060	188.8	1:45.785	11	39.982	36.917	29.083	187.5	1:45.982
5	40.111	36.792	29.073	186.8	1:45.976	12	39.833	36.977	29.114	187.5	1:45.924
6	40.246	36.904	29.083	186.5	1:46.233	13	40.098	37.391	29.070	187.5	1:46.559
7	39.604	36.856	29.081	187.1	1:45.541						

10 RYDELL				SWE SEAT Leon TDI							
1	49.616	37.974	29.196	187.8	1:56.786	8	39.615	36.988	29.217	188.8	1:45.820
2	39.847	36.712	28.743	187.1	1:45.302	9	39.712	36.877	29.234	187.8	1:45.823
3	39.090	36.574	29.893	187.8	1:45.557	10	39.681	37.101	29.103	188.4	1:45.885
4	39.953	36.861	29.149	188.8	1:45.963	11	39.863	36.993	29.137	188.1	1:45.993
5	39.973	37.239	28.979	188.1	1:46.191	12	39.708	37.005	29.233	188.4	1:45.946
6	39.518	36.920	29.139	187.8	1:45.577	13	39.818	37.607	29.200	188.1	1:46.625
7	39.694	37.375	29.119	187.8	1:46.188						



Weather/Track: Cloud 18° /Dry 23°

Circuit Length - 4.0050 kilometres
Valencia
Spain

2008 FIA World Touring Car Championship

Race 2 - Sector Analysis Report

Lap S1 Time S1 Spd S2 Time S2 Spd S3 Time S3 Spd Lap Time Pit Lap S1 Time S1 Spd S2 Time S2 Spd S3 Time S3 Spd Lap Time Pit

11 TARQUINI

ITA

SEAT Leon TDI

1	49.277	36.839	28.664	189.4	1:54.780	8	39.489	36.623	28.882	190.4	1:44.994
2	39.440	36.849	29.326	190.1	1:45.615	9	39.561	36.821	29.020	190.4	1:45.402
3	39.453	37.374	30.092	189.1	1:46.919	10	39.897	36.745	29.201	189.1	1:45.843
4	40.085	36.715	29.023	189.8	1:45.823	11	39.714	36.926	29.009	189.1	1:45.649
5	40.221	37.092	28.755	190.4	1:46.068	12	39.910	37.090	29.051	189.4	1:46.051
6	39.535	36.638	28.757	189.1	1:44.930	13	40.229	37.341	29.536	187.5	1:47.106
7	39.558	36.667	28.921	189.4	1:45.146						

12 MULLER

FRA

SEAT Leon TDI

1	47.468	36.723	28.722	188.4	1:52.913	8	39.889	37.046	28.983	187.1	1:45.918
2	39.803	37.606	28.972	188.4	1:46.381	9	39.750	37.069	29.039	186.5	1:45.858
3	39.788	37.456	29.576	186.8	1:46.820	10	40.406	40.445	29.109	188.8	1:49.960
4	39.571	36.828	28.845	187.1	1:45.244	11	39.920	37.154	29.099	188.1	1:46.173
5	39.562	36.826	28.912	187.5	1:45.300	12	39.882	37.271	29.181	188.4	1:46.334
6	39.524	36.930	28.983	186.2	1:45.437	13	39.969	37.305	29.293	182.1	1:46.567
7	39.647	36.873	29.028	185.8	1:45.548						

13 OKYAY

TUR

BMW 320si

I

1	53.697	39.042	30.314	181.2	2:03.053	8					1:52.237
2	41.408	38.013	30.378	181.2	1:49.799	9					1:52.097
3	41.552		1:09.656		1:51.208	10					1:52.284
4					1:50.849	11					1:53.102
5					1:51.818	12					1:51.801
6					1:51.765	13					1:53.751
7					1:51.642						

15 THOMPSON

GBR

Honda Accord Euro R

1	49.487	37.708	29.389	185.5	1:56.584	8	39.614	37.208	29.191	186.8	1:46.013
2	40.213	36.979	29.106	186.8	1:46.298	9	39.683	37.289	29.270	185.8	1:46.242
3	39.921	36.705	29.203	187.5	1:45.829	10	40.019	37.078	30.066	183.0	1:47.163
4	41.624	37.086	29.435	185.5	1:48.145	11	39.996	37.307	29.343	185.2	1:46.646
5	39.893	37.035	29.031	186.2	1:45.959	12	39.833	37.367	29.462	185.2	1:46.662
6	39.635	36.938	29.238	184.3	1:45.811	13	41.528	37.803	29.562	183.6	1:48.893
7	39.747	36.998	29.187	186.2	1:45.932						

16 TIELEMANS

NED

BMW 320si

I

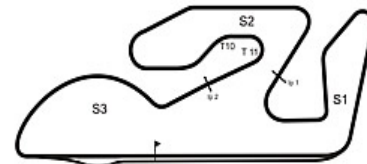
1	51.385	37.854	30.061	184.3	1:59.300						
2	40.308	37.588	29.656	182.4	1:47.552						

18 MONTEIRO

POR

SEAT Leon TDI

1	50.595	38.004	29.059	188.4	1:57.658	5	41.238	38.650	35.537		1:55.425 Pit
2	39.615	37.024	28.705	190.4	1:45.344	6	1:00.729	38.661	35.845		2:15.235 Pit
3	40.066	36.726	29.026	188.1	1:45.818						
4	43.145	37.746	29.418	186.5	1:50.309						



Weather/Track: Cloud 18° /Dry 23°

Circuit Length - 4.0050 kilometres
Valencia
Spain

2008 FIA World Touring Car Championship

Race 2 - Sector Analysis Report

Lap S1 Time S1 Spd S2 Time S2 Spd S3 Time S3 Spd Lap Time Pit Lap S1 Time S1 Spd S2 Time S2 Spd S3 Time S3 Spd Lap Time Pit

21 PEREZ-AICART				ESP		SEAT Leon					
1	49.816	38.086	29.475	182.4	1:57.377	8	40.356	37.101	29.387	182.4	1:46.844
2	39.644	37.873	29.219	181.8	1:46.736	9	39.947	37.315	29.390	182.4	1:46.652
3	39.618	37.290	29.136	183.3	1:46.044	10	39.904	37.267	30.165	182.7	1:47.336
4	40.891	38.048	29.462	183.0	1:48.401	11	40.164	37.309	29.390	182.4	1:46.863
5	39.919	37.969	29.547	183.0	1:47.435	12	40.128	37.288	29.428	182.1	1:46.844
6	40.754	38.013	30.233	183.3	1:49.000	13	40.582	37.501	29.657	181.8	1:47.740
7	40.114	37.446	29.512	181.2	1:47.072						

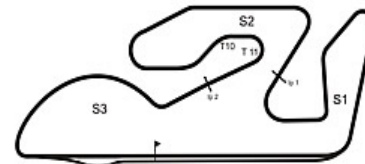
23 CORTHALS				BEL		SEAT Leon				I	
1	52.472	37.459	29.695	183.6	1:59.626	8	39.789	37.230	29.261	184.6	1:46.280
2	40.414	38.383	30.239	186.2	1:49.036	9	39.711	37.018	29.360	183.9	1:46.089
3	39.962	36.882	29.384	185.2	1:46.228	10	39.680	36.981	29.329	185.2	1:45.990
4	39.556	36.893	29.196	184.6	1:45.645	11	39.805	37.054	29.382	184.9	1:46.241
5	39.939	37.068	29.306	184.6	1:46.313	12	40.118	37.268	29.434	184.6	1:46.820
6	40.365	37.603	29.881	183.9	1:47.849	13	39.954	37.081	29.638	176.7	1:46.673
7	39.694	36.926	29.342	185.2	1:45.962						

26 D'ASTE				ITA		BMW 320si				I	
1	50.083	38.213	29.354	183.6	1:57.650	8	40.700	37.399	29.596	181.2	1:47.695
2	40.082	37.412	29.253	183.9	1:46.747	9	40.277	37.524	29.661	180.9	1:47.462
3	40.095	47.908	29.934	181.5	1:57.937	10	40.394	37.371	29.460	181.8	1:47.225
4	40.364	37.139	29.594	180.6	1:47.097	11	40.240	37.543	29.518	181.5	1:47.301
5	40.454	37.252	29.494	181.2	1:47.200	12	40.078	37.393	29.542	182.1	1:47.013
6	40.138	37.161	29.434	182.4	1:46.733	13	40.220	37.409	29.654	180.9	1:47.283
7	40.361	37.516	29.783	182.7	1:47.660						

28 SHAPOVALOV				RUS		Lada 110				T	
1	53.899	38.393	30.128	180.6	2:02.420						
2	40.509	37.574	29.715	181.5	1:47.798						

29 LAGEN				NED		Lada 110				T	
1	56.904	40.312	31.615	175.6	2:08.831	3	9:48.381	42.410	37.873	11:08.664	Pit
2	44.866	39.873	39.550		2:04.289 Pit						

31 HERNANDEZ				ESP		BMW 320si				I	
1	51.870	37.722	30.071	182.4	1:59.663	8	39.794	36.928	29.194	183.0	1:45.916
2	40.706	37.138	29.427	182.1	1:47.271	9	39.884	36.823	29.312	183.0	1:46.019
3	40.394	36.689	29.172	183.6	1:46.255	10	39.900	36.806	29.336	183.3	1:46.042
4	39.541	37.272	29.276	184.9	1:46.089	11	39.842	36.906	29.370	183.6	1:46.118
5	40.273	37.118	29.517	184.9	1:46.908	12	39.914	36.933	29.336	183.9	1:46.183
6	40.772	37.603	29.439	181.8	1:47.814	13	39.879	37.070	29.611	182.1	1:46.560
7	39.762	36.919	29.294	182.7	1:45.975						



Weather/Track: Cloud 18° /Dry 23°

Circuit Length - 4.0050 kilometres
Valencia
Spain

2008 FIA World Touring Car Championship

Race 2 - Sector Analysis Report

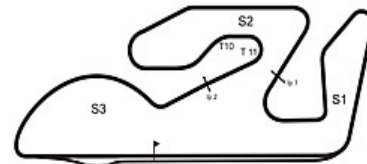
Lap S1 Time S1 Spd S2 Time S2 Spd S3 Time S3 Spd Lap Time Pit Lap S1 Time S1 Spd S2 Time S2 Spd S3 Time S3 Spd Lap Time Pit

42 ENGSTLER				GER	BMW 320si	I					
1	52.274	38.142	29.557	186.2	1:59.973	8	40.061	37.330	29.491	182.7	1:46.882
2	40.882	37.228	29.551	184.3	1:47.661	9	40.657	37.222	29.639	183.3	1:47.518
3	43.665	44.084	29.542	182.7	1:57.291	10	40.227	37.255	29.534	183.0	1:47.016
4	40.765	37.311	29.361	182.1	1:47.437	11	40.037	37.421	29.596	183.3	1:47.054
5	40.205	37.041	29.335	182.4	1:46.581	12	40.145	37.699	29.689	183.6	1:47.533
6	40.165	36.866	29.368	182.4	1:46.399	13	40.317	37.506	30.244	177.0	1:48.067
7	40.469	37.400	29.450	183.0	1:47.319						

43 ROMANOV				RUS	BMW 320si	I					
1	52.771	38.294	29.626	184.9	2:00.691	3	43.215	59.256	46.662		2:29.133 Pit
2	40.530	37.271	29.906	184.3	1:47.707						

54 LVOV				RUS	Honda Accord Euro R	I					
1	53.097	38.079	30.033	180.0	2:01.209	8	41.246	37.453	29.827	180.3	1:48.526
2	40.397	37.422	30.192	180.9	1:48.011	9	41.386	37.499	29.968	180.3	1:48.853
3	41.896	38.528	29.948	180.0	1:50.372	10	40.353	37.912	29.787	180.6	1:48.052
4	40.352	37.462	29.830	177.9	1:47.644	11	40.461	37.443	29.783	180.6	1:47.687
5	40.650	37.420	29.871	179.4	1:47.941	12	40.476	37.515	29.856	180.6	1:47.847
6	40.454	37.425	29.708	179.1	1:47.587	13	40.986	37.841	30.082	179.1	1:48.909
7	40.583	37.611	29.967	179.4	1:48.161						

55 SMETSKY				RUS	Honda Accord Euro R	I					
1	59.006	39.195	31.509	179.4	2:09.710	8	43.502	39.646	31.368	177.9	1:54.516
2	43.638	39.582	31.434	177.9	1:54.654	9	43.863	39.274	31.374	178.5	1:54.511
3	44.034	40.696	31.262	178.8	1:55.992	10	43.181	39.461	32.654	161.9	1:55.296
4	43.475	39.224	31.116	177.9	1:53.815	11	44.699	39.450	31.274	178.5	1:55.423
5	43.306	39.251	31.156	177.9	1:53.713	12	45.561	41.648	31.899	177.3	1:59.108
6	43.383	38.987	31.262	177.9	1:53.632						
7	43.787	39.705	31.543	177.3	1:55.035						



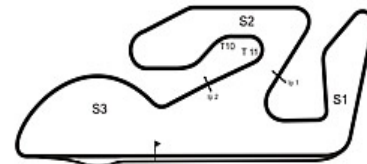
Weather/Track: Cloud 18° /Dry 23°

Circuit Length - 4.0050 kilometres
Valencia
Spain

2008 FIA World Touring Car Championship

Race 2 - Best Sector Speeds Report

SECTOR 1		SECTOR 2		SECTOR 3			
POS	NO	SPEED	TRAP AVAILABLE	NO	NAME	SPEED	LAP
				11	TARQUINI	190.4	5
				18	MONTEIRO	190.4	2
				9	GENE	189.1	2
				7	HUFF	188.8	6
				10	RYDELL	188.8	4
				12	MULLER	188.8	10
				6	LARINI	188.4	8
				8	MENU	187.8	12
				15	THOMPSON	187.5	3
				3	FARFUS	187.1	1
				2	MULLER	186.8	3
				4	ZANARDI	186.5	2
				1	PRIAULX	186.2	11
				5	PORTEIRO	186.2	1
				23	CORTHALS	186.2	2
				42	ENGSTLER	186.2	1
				31	HERNANDEZ	184.9	4
				43	ROMANOV	184.9	1
				16	TIELEMANS	184.3	1
				26	D'ASTE	183.9	2
				21	PEREZ-AICAR	183.3	3
				28	SHAPOVALOV	181.5	2
				13	OKYAY	181.2	1
				54	LVOV	180.9	2
				55	SMETSKY	179.4	1
				29	LAGEN	175.6	1



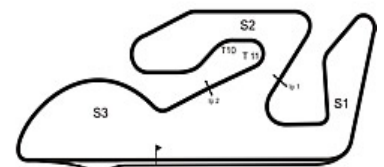
Weather/Track: Cloud 18° /Dry 23°

Circuit Length - 4.0050 kilometres
Valencia
Spain

2008 FIA World Touring Car Championship Race 2 - Best Sector Times Report

POS	NO	SECTOR 1		SECTOR 2		SECTOR 3		IDEAL/BEST LAP COMPARISON							
		TIME	LAP	NO	TIME	LAP	NO	TIME	LAP	NO	NAME	IDEAL	BEST	LAP	DIFF
1	7	39.044	4	7	36.174	3	8	28.530	1	7	HUFF	1:43.851	1:44.141	4	+ 0.290
2	8	39.062	3	1	36.175	1	7	28.633	4	8	MENU	1:43.916	1:44.043	2	+ 0.127
3	10	39.090	3	3	36.268	5	3	28.662	3	3	FARFUS	1:44.084	1:44.262	5	+ 0.178
4	3	39.154	3	8	36.324	1	11	28.664	1	2	MULLER	1:44.228	1:44.342	2	+ 0.114
5	2	39.235	2	2	36.328	2	2	28.665	1	1	PRIAULX	1:44.261	1:44.405	2	+ 0.144
6	1	39.254	2	9	36.504	1	18	28.705	2	10	RYDELL	1:44.407	1:45.302	2	+ 0.895
7	4	39.380	2	10	36.574	3	6	28.707	1	11	TARQUINI	1:44.727	1:44.930	6	+ 0.203
8	11	39.440	2	5	36.586	7	12	28.722	1	6	LARINI	1:44.947	1:45.608	8	+ 0.661
9	5	39.512	7	11	36.623	8	10	28.743	2	12	MULLER	1:44.969	1:45.244	4	+ 0.275
10	12	39.524	6	4	36.645	1	1	28.832	4	9	GENE	1:44.981	1:45.541	7	+ 0.560
11	31	39.541	4	6	36.655	1	9	28.873	1	5	PORTEIRO	1:44.994	1:45.104	7	+ 0.110
12	23	39.556	4	31	36.689	3	5	28.896	3	4	ZANARDI	1:45.010	1:45.282	6	+ 0.272
13	6	39.585	10	15	36.705	3	4	28.985	8	18	MONTEIRO	1:45.046	1:45.344	2	+ 0.298
14	9	39.604	7	12	36.723	1	15	29.031	5	15	THOMPSON	1:45.350	1:45.811	6	+ 0.461
15	15	39.614	8	18	36.726	3	21	29.136	3	31	HERNANDEZ	1:45.402	1:45.916	8	+ 0.514
16	18	39.615	2	42	36.866	6	31	29.172	3	23	CORTHALS	1:45.634	1:45.645	4	+ 0.011
17	21	39.618	3	23	36.882	3	23	29.196	4	21	PEREZ-AICA	1:45.855	1:46.044	3	+ 0.189
18	42	40.037	11	21	37.101	8	26	29.253	2	42	ENGSTLER	1:46.238	1:46.399	6	+ 0.161
19	26	40.078	12	26	37.139	4	42	29.335	5	26	D'ASTE	1:46.470	1:46.733	6	+ 0.263
20	16	40.308	2	43	37.271	2	43	29.626	1	43	ROMANOV	1:47.427	1:47.707	2	+ 0.280
21	54	40.352	4	54	37.420	5	16	29.656	2	54	LVOV	1:47.480	1:47.587	6	+ 0.107
22	28	40.509	2	28	37.574	2	54	29.708	6	16	TIELEMANS	1:47.552	1:47.552	2	+ 0.000
23	43	40.530	2	16	37.588	2	28	29.715	2	28	SHAPOVALO	1:47.798	1:47.798	2	+ 0.000
24	13	41.408	2	13	38.013	2	13	30.314	1	13	OKYAY	1:49.735	1:49.799	2	+ 0.064
25	55	43.181	10	55	38.987	6	55	31.116	4	55	SMETSKY	1:53.284	1:53.632	6	+ 0.348
26	29	44.866	2	29	39.873	2	29	31.615	1	29	LAGEN	1:56.354	2:04.289	2	+ 7.935

'Perfect Lap' - 1:43.748



Weather/Track: Cloud 18° / Dry 23°

Circuit Length - 4.0050 kilometres
Valencia
Spain

2008 FIA World Touring Car Championship

RACE 2 - LAP CHART

Lap 1			Lap 2			Lap 3			Lap 4			Lap 5		
No	Behind	Laptime	No	Behind	Laptime	No	Behind	Laptime	No	Behind	Laptime	No	Behind	Laptime
1		1:50.628	1		1:44.405	8		1:44.546	8		1:44.387	8		1:44.343
8	0.892	1:51.520	8	0.530	1:44.043	1	0.770	1:45.846	1	1.169	1:44.786	1	1.807	1:44.981
2	1.334	1:51.962	2	1.271	1:44.342	2	1.025	1:44.830	2	1.424	1:44.786	2	2.336	1:45.255
6	2.000	1:52.628	6	3.519	1:45.924	7	3.069	1:44.325	7	2.823	1:44.141	7	2.881	1:44.401
12	2.285	1:52.913	7	3.820	1:45.158	12	6.005	1:46.820	12	6.862	1:45.244	12	7.819	1:45.300
9	2.765	1:53.393	12	4.261	1:46.381	6	6.532	1:48.089	6	8.054	1:45.909	9	9.949	1:45.976
7	3.067	1:53.695	9	4.587	1:46.227	9	6.918	1:47.407	9	8.316	1:45.785	11	10.366	1:46.068
4	3.745	1:54.373	4	4.918	1:45.578	11	7.205	1:46.919	11	8.641	1:45.823	10	10.960	1:46.191
11	4.152	1:54.780	11	5.362	1:45.615	10	7.536	1:45.557	10	9.112	1:45.963	6	11.351	1:47.640
15	5.956	1:56.584	10	7.055	1:45.302	15	8.602	1:45.829	3	12.180	1:47.366	3	12.099	1:44.262
10	6.158	1:56.786	15	7.849	1:46.298	18	8.711	1:45.818	15	12.360	1:48.145	15	13.976	1:45.959
21	6.749	1:57.377	18	7.969	1:45.344	3	9.201	1:44.587	21	14.062	1:48.401	5	15.997	1:46.117
26	7.022	1:57.650	21	9.080	1:46.736	21	10.048	1:46.044	5	14.223	1:46.856	21	17.154	1:47.435
18	7.030	1:57.658	26	9.364	1:46.747	5	11.754	1:46.851	18	14.633	1:50.309	31	17.347	1:46.908
5	7.378	1:58.006	3	9.690	1:46.228	31	13.080	1:46.255	31	14.782	1:46.089	23	18.009	1:46.313
3	7.867	1:58.495	5	9.979	1:47.006	23	14.781	1:46.228	23	16.039	1:45.645	18	25.715	1:55.425P
16	8.672	1:59.300	16	11.819	1:47.552	54	19.483	1:50.372	54	22.740	1:47.644	54	26.338	1:47.941
23	8.998	1:59.626	31	11.901	1:47.271	26	22.225	1:57.937	26	24.935	1:47.097	26	27.792	1:47.200
31	9.035	1:59.663	42	12.601	1:47.661	13	23.951	1:51.208	42	27.866	1:47.437	42	30.104	1:46.581
42	9.345	1:59.973	43	13.365	1:47.707	42	24.816	1:57.291	13	30.413	1:50.849	13	37.888	1:51.818
43	10.063	2:00.691	23	13.629	1:49.036	4	27.195	2:07.353P	55	49.675	1:53.815	55	59.045	1:53.713
54	10.581	2:01.209	54	14.187	1:48.011	55	40.247	1:55.992	4	1:26.154	2:43.346	4	1:27.132	1:45.321
28	11.792	2:02.420	28	15.185	1:47.798	43	57.422	2:29.133P						
13	12.425	2:03.053	13	17.819	1:49.799									
29	18.203	2:08.831	55	29.331	1:54.654									
55	19.082	2:09.710	29	38.087	2:04.289P									

Weather/Track: Cloud 18°/Dry 23°

www.mstworld.com

Page 1 of 3

Valencia
Circuit Length = 4.0050 km.
Start: 15:48 End: 16:11

Printed - 16:17 Sunday, 18 May 2008

2008 FIA World Touring Car Championship

RACE 2 - LAP CHART

(contd.)

Lap 6			Lap 7			Lap 8			Lap 9			Lap 10		
No	Behind	Laptime	No	Behind	Laptime	No	Behind	Laptime	No	Behind	Laptime	No	Behind	Laptime
8		1:44.572	8		1:44.624	8		1:44.609	8		1:44.586	8		1:44.959
1	2.032	1:44.797	1	2.188	1:44.780	1	2.340	1:44.761	1	2.760	1:45.006	7	3.024	1:44.856
2	2.624	1:44.860	7	3.127	1:44.859	7	3.160	1:44.642	7	3.127	1:44.553	1	3.523	1:45.722
7	2.892	1:44.583	2	3.720	1:45.720	2	4.154	1:45.043	2	4.593	1:45.025	2	4.998	1:45.364
12	8.684	1:45.437	12	9.608	1:45.548	12	10.917	1:45.918	12	12.189	1:45.858	11	13.331	1:45.843
11	10.724	1:44.930	11	11.246	1:45.146	11	11.631	1:44.994	11	12.447	1:45.402	9	16.511	1:45.976
9	11.610	1:46.233	9	12.527	1:45.541	3	13.337	1:45.123	3	13.485	1:44.734	10	16.903	1:45.885
10	11.965	1:45.577	3	12.823	1:45.093	9	14.349	1:46.431	9	15.494	1:45.731	12	17.190	1:49.960
3	12.354	1:44.827	10	13.529	1:46.188	10	14.740	1:45.820	10	15.977	1:45.823	6	18.373	1:46.037
6	13.293	1:46.514	6	15.133	1:46.464	6	16.132	1:45.608	6	17.295	1:45.749	15	21.787	1:47.163
15	15.215	1:45.811	15	16.523	1:45.932	15	17.927	1:46.013	15	19.583	1:46.242	5	23.896	1:48.904
5	16.776	1:45.351	5	17.256	1:45.104	5	18.270	1:45.623	5	19.951	1:46.267	31	25.763	1:46.042
31	20.589	1:47.814	31	21.940	1:45.975	31	23.247	1:45.916	31	24.680	1:46.019	23	26.829	1:45.990
23	21.286	1:47.849	23	22.624	1:45.962	23	24.295	1:46.280	23	25.798	1:46.089	21	30.708	1:47.336
21	21.582	1:49.000	21	24.030	1:47.072	21	26.265	1:46.844	21	28.331	1:46.652	26	41.217	1:47.225
54	29.353	1:47.587	54	32.890	1:48.161	26	36.075	1:47.695	26	38.951	1:47.462	42	41.888	1:47.016
26	29.953	1:46.733	26	32.989	1:47.660	54	36.807	1:48.526	42	39.831	1:47.518	3	43.820	2:15.294P
42	31.931	1:46.399	42	34.626	1:47.319	42	36.899	1:46.882	54	41.074	1:48.853	54	44.167	1:48.052
13	45.081	1:51.765	13	52.099	1:51.642	13	59.727	1:52.237	13	1:07.238	1:52.097	13	1:14.563	1:52.284
18	56.378	2:15.235P	55	1:18.516	1:55.035	29	5 LAPS	1:08.664P	4	1:32.948	1:48.230	4	1:33.448	1:45.459
55	1:08.105	1:53.632	4	1:28.523	1:45.305	55	1:28.423	1:54.516	55	1:38.348	1:54.511			
4	1:27.842	1:45.282				4	1:29.304	1:45.390						

Weather/Track: Cloud 18°/Dry 23°

www.mstworld.com

Page 2 of 3

Valencia
Circuit Length = 4.0050 km.
Start: 15:48 End: 16:11

Printed - 16:17 Sunday, 18 May 2008

2008 FIA World Touring Car Championship
RACE 2 - LAP CHART

(contd.)

Lap 11			Lap 12			Lap 13			Lap 14			Lap 15		
No	Behind	Laptime	No	Behind	Laptime	No	Behind	Laptime	No	Behind	Laptime	No	Behind	Laptime
8		1:45.220	8		1:45.056	8		1:45.529						
7	2.924	1:45.120	7	2.878	1:45.010	7	2.441	1:45.092						
1	3.273	1:44.970	1	3.739	1:45.522	1	3.952	1:45.742						
55	1 LAP	1:55.296	2	5.648	1:45.785	2	5.403	1:45.284						
2	4.919	1:45.141	55	1 LAP	1:55.423	11	16.332	1:47.106						
11	13.760	1:45.649	11	14.755	1:46.051	9	19.171	1:46.559						
9	17.273	1:45.982	9	18.141	1:45.924	10	19.662	1:46.625						
10	17.676	1:45.993	10	18.566	1:45.946	12	20.459	1:46.567						
12	18.143	1:46.173	12	19.421	1:46.334	6	21.312	1:46.268						
6	19.369	1:46.216	6	20.573	1:46.260	55	1 LAP	1:59.108						
15	23.213	1:46.646	15	24.819	1:46.662	5	27.753	1:48.127						
5	24.575	1:45.899	5	25.155	1:45.636	15	28.183	1:48.893						
31	26.661	1:46.118	31	27.788	1:46.183	31	28.819	1:46.560						
23	27.850	1:46.241	23	29.614	1:46.820	23	30.758	1:46.673						
21	32.351	1:46.863	21	34.139	1:46.844	21	36.350	1:47.740						
26	43.298	1:47.301	26	45.255	1:47.013	26	47.009	1:47.283						
42	43.722	1:47.054	42	46.199	1:47.533	42	48.737	1:48.067						
54	46.634	1:47.687	54	49.425	1:47.847	54	52.805	1:48.909						
13	1:22.445	1:53.102	13	1:29.190	1:51.801	4	1:36.653	1:47.708						
4	1:33.989	1:45.761	4	1:34.474	1:45.541	13	1:37.412	1:53.751						
3	1:36.483	2:37.883	3	1:37.986	1:46.559	3	1:39.479	1:47.022						

Weather/Track: Cloud 18°/Dry 23°