

Northwest Top 10 Individual Records

SCORING

• Game

1. Ed Maxwell, Southeast Missouri State (1963-64).....	43
2. David Alvey, William Jewell (Mo.) (12/1/75).....	42
3. Glenn Phillips vs. Missouri Western (12/3/85).....	38
4. David Alvey, Southeast Missouri State (1/1/76).....	36
David Alvey, Central Missouri (1/25/75).....	36
6. Larry Brown, Rockhurst (Mo.) (1/14/91).....	35
David Alvey, Southeast Missouri State (1/26/76).....	35
8. Tyrone Brown, Missouri Western (1/15/00).....	34
Glenn Phillips, Missouri-Rolla (1/28/87).....	34
Tim Shelby, Missouri-Rolla (2/6/82).....	34

• Season

1. Kelvin Parker, 2004.....	620
2. Glenn Phillips, 1986.....	599
3. David Alvey, 1976.....	571
4. Glenn Phillips, 1987.....	548
Victory Coleman, 1984.....	548
6. Hunter Henry, 2007.....	546
David Alvey, 1977.....	546
8. Tyrone Brown, 2000.....	541
9. Scott Fleming, 2003.....	521
10. Joe Hurst, 1985.....	511

• Career

1. Vic Coleman, 1980-84.....	1,795
2. David Alvey, 1973-77.....	1,747
3. Scott Fleming, 1999-2003.....	1,727
4. Kelvin Parker, 2000-04.....	1,692
5. Joe Hurst, 1982-86.....	1,580
6. Austin Meyer, 2003-06.....	1,294
7. Russ Miller, 1976-80.....	1,282
8. Jeff Hutcheon, 1985-89.....	1,203
9. Matt Redd, 1996-99.....	1,200
10. Gerald Harris, 1984-88.....	1,198

SCORING AVERAGE

• Season (min. 500 pts.) (PTS-GP)

1. David Alvey, 1976.....	23.8 (571-24)
2. Glenn Phillips, 1986.....	21.4 (599-28)
3. David Alvey, 1977.....	21.0 (546-26)
4. Glenn Phillips, 1987.....	19.6 (548-28)
5. Joe Hurst, 1985.....	18.9 (511-27)
6. Tyrone Brown, 2000.....	18.7 (541-29)
7. Kelvin Parker, 2004.....	18.2 (620-34)
8. Vic Coleman, 1984.....	17.7 (548-31)
9. Hunter Henry, 2007.....	17.6 (546-31)
10. Scott Fleming, 2003.....	16.8 (521-31)

• Career (min. 1,000 pts.) (PTS-GP)

1. Glenn Phillips, 1985-87.....	20.5 (1,147-56)
2. David Alvey, 1973-77.....	17.8 (1,747-98)
3. Vic Coleman, 1980-84.....	15.7 (1,795-114)
4. Rick Jolley, 1993-96.....	14.6 (1,054-72)
5. Joe Hurst, 1982-86.....	14.5 (1,580-109)
6. Gerald Harris, 1984-88.....	14.3 (1,198-84)
7. Scott Fleming, 1999-2003.....	13.9 (1,727-124)
8. Kelvin Parker, 2000-04.....	13.2 (1,692-128)
9. Don Sears, 1966-70.....	13.0 (1,154-89)
10. Hunter Henry, 2005-08.....	12.7 (1,134-89)

REBOUNDING

• Game

1. Ron Peterson, Truman (1967-68).....	23
2. Don Sears, General Beadle (1967-68).....	22
3. Jeff Hutcheon, Southeast Missouri State (2/26/87).....	20
4. David Alvey, Rockhurst (Mo.) (11/29/75).....	19
Jim Pinkins, Indiana-Northwest (1975-76).....	19
6. Randy Pix, John F. Kennedy (12/8/73).....	18
Jim Porter, Southeast Missouri State (1972-73).....	18
8. Larry Brown, Truman (1/16/91).....	17
Jim Pinkins, Rockhurst (Mo.) (1975-76).....	17
10. Hunter Henry, Fort Hays State (2/24/07).....	16
Joe Hurst, St. Leo (Fla.) (12/19/85).....	16

• Season

1. Don Sears, 1968.....	305
2. Byron Jackson, 2004.....	272
3. Russ Miller, 1980.....	248
4. Joe Hurst, 1986.....	246
5. Joe Hurst, 1984.....	238
6. Hunter Henry, 2007.....	234
7. Hunter Henry, 2008.....	233
8. Bo Fitts, 1990.....	225
9. Jim Porter, 1973.....	224
10. Carl Jenkins, 1970.....	221

• Career

1. Don Sears, 1966-70.....	874
2. Russ Miller, 1976-80.....	837
3. Joe Hurst, 1983-86.....	777
4. David Alvey, 1973-77.....	677
5. Victor Coleman, 1981-84.....	586
6. Rick Jolley, 1993-96.....	574
Mark Adams, 1976-80.....	574
Bob Sundell, 1986-89.....	574
9. Hunter Henry, 2006-pres.....	573
10. Matt Redd, 1996-99.....	571

REBOUNDING AVERAGE

• Season (min. 200 rebounds) (RB-GP)

1. Don Sears, 1968.....	14.5 (305-21)
2. Russ Miller, 1980.....	9.5 (248-26)
3. Don Sears, 1969.....	9.1 (201-22)
4. Jim Porter, 1973.....	9.0 (224-25)
5. Joe Hurst, 1986.....	8.9 (248-28)
6. Carl Jenkins, 1970.....	8.8 (221-25)
7. Russ Miller, 1979.....	8.4 (219-26)
8. David Alvey, 1977.....	8.4 (218-26)
9. Bo Fitts, 1990.....	8.3 (225-27)
10. Russ Miller, 1978.....	8.2 (213-26)

• Career (min. 400 rebounds) (RB-GP)

1. Don Sears, 1967-70.....	9.8 (874-89)
2. Russ Miller, 1977-80.....	8.0 (837-105)
3. Rick Jolley, 1994-96.....	7.6 (547-72)
4. Joe Hurst, 1983-86.....	7.1 (777-109)
5. David Alvey, 1974-77.....	6.9 (677-98)
6. Byron Jackson, 2004-05.....	6.6 (423-64)
7. Hunter Henry, 2006-08.....	6.4 (573-89)
8. Mark Adams, 1977-80.....	5.3 (564-106)
9. Matt Redd, 1996-99.....	5.2 (571-110)
10. Victor Coleman, 1981-84.....	5.1 (586-114)

ASSISTS

• Game

1. Alan Bubalo, Nebraska Wesleyan, 12/2/74.....	14
2. Kelvin Parker, Central Missouri, 1/23/02.....	11
3. Lance Sullivan, Washburn, 2/14/07.....	10
Sky Wilson, Missouri-Rolla, 1/3/05.....	10
Kelvin Parker, Pittsburg State, 3/7/03.....	10
Kareem Presto, Southwestern (Kan.), 12/17/99.....	10
Shakey Harrington, Missouri-Rolla, 2/24/98.....	10
Orlando Johnson, Rockhurst (Mo.), 11/28/92.....	10
9. Shakey Harrington, Wayne (Neb.) State, 11/29/99.....	9
Orlando Johnson, Central Missouri, 2/13/92.....	9

• Season

1. Kelvin Parker, 2004.....	174
2. James Williams, 1984.....	144
3. Mark Yager, 1980.....	143
4. Victor Coleman, 1982.....	136
5. Shakey Harrington, 1998.....	132
6. Scott Fleming, 2002.....	130
7. Kelvin Parker, 2003.....	127
Mark Yager, 1982.....	127
9. Scott Fleming, 2001.....	125
Victor Coleman, 1984.....	125

• Career

1. Kelvin Parker, 2001-04.....	492
2. Victor Coleman, 1981-84.....	467
3. Mark Yager, 1979-82.....	449
4. Scott Fleming, 2000-03.....	435
5. Alan Bubalo, 1973-76.....	251
6. Gerald Harris, 1986-88.....	247
7. Steve Simon, 1992-85.....	245
8. Lamont Lofton, 1976-77, 79-80.....	226
9. David Alvey, 1974-77.....	219
10. Jesse Shaw, 2002-05.....	210

*Assists records were not available in 1967-70

ASSISTS AVERAGE

• Season (min. 100 assists) (ASST-GP)

1. Mark Yager, 1980.....	5.3 (143-27)
2. Kelvin Parker, 2004.....	5.1 (174-34)
3. Alan Bubalo, 1976.....	5.0 (121-24)
4. Bill Sobbe, 1978.....	4.7 (109-23)
5. Victor Coleman, 1982.....	4.7 (136-29)
6. Mark Yager, 1981.....	4.6 (123-27)
7. Corey Alexander, 1979.....	4.6 (114-25)
8. Shakey Harrington, 1998.....	4.6 (132-29)
9. Kurtis Downing, 1990.....	4.5 (117-26)
10. Louis Jones, 1988.....	4.4 (124-28)

• Career (min. 200 assists) (ASST-GP)

1. Bill Sobbe, 1978-79.....	4.2 (206-49)
2. Mark Yager, 1979-82.....	4.1 (449-110)
3. Victor Coleman, 1981-84.....	4.1 (351-86)
4. Corey Alexander, 1996-97.....	3.9 (201-51)
5. Kelvin Parker, 2001-04.....	3.8 (492-128)
6. Scott Fleming, 2000-03.....	3.5 (435-124)
7. Alan Bubalo, 1976-76.....	3.1 (251-80)
8. Gerald Harris, 1986-88.....	2.9 (247-84)
9. Chris Johnson, 1990-92.....	2.8 (202-73)
10. Lamont Lofton, 1976-77, 79-80.....	2.4 (226-94)

*Assists records were not available in 1967-70

STEALS

• Game

1. Mose Howard, St. Mary (Kan.) (11/15/05).....	8
Shakey Harrington, Lincoln (Mo.) (1/8/98).....	8
Orlando Johnson, Pittsburg State (1/10/93).....	8
4. Andy Peterson, Southwest Baptist (2/2/08).....	7
Floyd Farrow, Washburn (3/2/01).....	7
Glenn Marcus, Washburn (2/17/99).....	7
Kareem Preston, Avila (Mo.) (12/10/98).....	7
8. Several with.....	6

• Season

1. Scott Fleming, 2001.....	97
2. Benji Burke, 1990.....	80
3. Scott Fleming, 2002.....	78
4. Scott Fleming, 2000.....	74
5. Gerald Harris, 1988.....	70
6. Mose Howard, 2006.....	69
Kelvin Parker, 2003.....	69
8. Shakey Harrington, 1998.....	67
9. Orlando Johnson, 1993.....	66
10. Paul Brown, 1993.....	65

• Career

1. Scott Fleming, 2000-03.....	305
2. Kelvin Parker, 2001-04.....	209
3. Mark Yager, 1979-82.....	188
4. Victor Coleman, 1981-84.....	174
5. Gerald Harris, 1986-88.....	153
6. Andy Peterson 2005-08.....	125
7. Kareem Preston, 1999-2000.....	124
8. Austin Meyer, 2003-06.....	115
9. Jesse Shaw, 2003-05.....	113
10. Mose Howard, 2006, 2008.....	105

*Steals records were not available in 1967-78

STEALS AVERAGE

• Season (min. 60 steals) (STL-GP)

1. Scott Fleming, 2001.....	3.1 (97-31)
2. Benji Burke, 1990.....	3.0 (80-27)
3. Gerald Harris, 1988.....	2.5 (70-28)
4. Scott Fleming, 2000.....	2.5 (74-30)
5. Orlando Johnson, 1993.....	2.4 (66-27)
6. Scott Fleming, 2002.....	2.4 (78-32)
7. Paul Brown, 1993.....	2.4 (65-27)
8. Shakey Harrington, 1998.....	2.3 (67-29)
9. Kareem Preston, 1999.....	2.3 (61-27)
Mark Yager, 1981.....	2.3 (61-27)

• Career (min. 100 steals) (STL-GP)

1. Scott Fleming, 2000-03.....	2.5 (305-124)
2. Kareem Preston, 1999-2000.....	2.2 (124-57)
3. Victor Coleman, 1981-84.....	2.0 (174-86)
4. Mose Howard, 2006, 2008.....	1.9 (105-54)
5. Gerald Harris, 1986-88.....	1.8 (152-84)
6. Mark Yager, 1979-82.....	1.7 (188-110)
7. Kelvin Parker, 2001-04.....	1.6 (201-128)
8. Andy Peterson, 2005-08.....	1.2 (125-103)
9. Jesse Shaw, 2003-04.....	1.2 (113-95)
10. Hunter Henry, 2006-pres.....	1.1 (101-89)

*Steals records were not available in 1967-78

BLOCKED SHOTS

• Game

1. Hunter Henry, Emporia State (2/7/08).....	5
2. Hunter Henry, Missouri Southern (3/1/07).....	4
Hunter Henry, Truman (1/17/07).....	4
Hunter Henry, St. Mary (Kan.) (12/17/99).....	4
Austin Meyer, Truman (2/9/05).....	4
Matt Rowan, Manhattan Christian (Kan.) (12/8/01).....	4
Floyd Farrow, Southwestern (Kan.) (12/17/99).....	4
Rick Jolley, Missouri-Rolla (2/11/95).....	4
9. Many with.....	3

• Season

1. Joe Hurst, 1984.....	53
2. Russ Miller, 1979.....	49
3. Russ Miller, 1980.....	45
4. Joe Hurst, 1985.....	38
5. Hunter Henry, 2007.....	36
Floyd Farrow, 2001.....	36
Joe Hurst, 1968.....	36
8. Rick Jolley, 1995.....	31
9. Bob Sundell, 1987.....	27
10. Floyd Farrow, 2000.....	23
Hunter Henry, 2008.....	23

• Career

1. Joe Hurst, 1983-86.....	153
2. Russ Miller, 1977-80.....	94
3. Rick Jolley, 1994-86.....	68
4. Hunter Henry, 2006-pres.....	67
5. Floyd Farrow, 2000-01.....	59
6. Bob Sundell, 1987-88.....	43
7. Austin Meyer, 2003-06.....	42
Mark Yager, 1977-80.....	42
9. Phil Simpson, 1997-2000.....	41
10. Matt Rowan, 2001-02.....	32
Scott MacDonald, 1980-82.....	32

*Blocks records were not available in 1967-78

BLOCKED SHOTS AVERAGE

• Season (min. 20 blocks) (BS-GP)

1. Russ Miller, 1979.....	1.9 (49-26)
2. Joe Hurst, 1984.....	1.8 (53-30)
3. Russ Miller, 1980.....	1.7 (45-26)
4. Joe Hurst, 1986.....	1.3 (36-28)
5. Floyd Farrow, 2001.....	1.2 (36-30)
6. Hunter Henry, 2007.....	1.2 (36-31)
7. Rick Jolley, 1995.....	1.1 (31-27)
8. Bob Sundell, 1987.....	0.9 (27-29)
9. Floyd Farrow, 2000.....	0.8 (23-28)
10. Rick Jolley, 1994.....	0.8 (22-28)

• Career (min. 40 blocks) (BS-GP)

1. Russ Miller, 1997-80.....	1.8 (94-52)
2. Joe Hurst, 1983-86.....	1.4 (153-109)
3. Floyd Farrow, 2000-01.....	1.0 (59-58)
4. Rick Jolley, 1994-96.....	0.9 (68-72)
5. Hunter Henry, 2006-pres.....	0.8 (67-89)
6. Bob Sundell, 1987-88.....	0.5 (43-87)
7. Mark Yager, 1977-80.....	0.4 (42-110)
8. Phil Simpson, 1997-2000.....	0.4 (41-115)
9. Austin Meyer, 2003-06.....	0.3 (42-125)

*Blocks records were not available in 1967-78

FIELD GOALS MADE

• Game

1. Ed Maxwell, Southeast Missouri State (1963-64).....	19
2. Tyrone Brown, Missouri Western (1/15/00).....	14
Tyrone Brown, Graceland (Iowa) (11/22/99).....	14
Rick Jolley, Lincoln (Mo.) (2/8/95).....	14
D. Taylor, Mid-America Nazarene (Kan.) (11/23/93).....	14
6. Tyrone Brown, Central Oklahoma (11/26/99).....	13
Donnie Taylor, Minnesota State (11/27/93).....	13
8. Hunter Henry, Midwestern (Texas) State (12/20/06).....	12
Austin Meyer, Central Missouri (12/31/05).....	12
Kelvin Parker, Pittsburg State (1/17/04).....	12
LeVent Williams, Missouri Western (2/21/98).....	12
Rick Jolley, Lincoln (Mo.) (2/7/96).....	12
Orlando Johnson, William Jewell (12/4/92).....	12

• Season

1. Glenn Phillips, 1986.....	247
2. Victor Coleman, 1983.....	242
3. Victor Coleman, 1984.....	236
4. David Alvey, 1976.....	215
5. Joe Hurst, 1985.....	210
6. Kelvin Park, 2004.....	208
7. Tyrone Brown, 2000.....	201
8. Hunter Henry, 2007.....	195
9. David Alvey, 1977.....	200
10. Joe Hurst, 1986.....	186
Crale Bauer, 1980.....	186

• Career

1. Victor Coleman, 1981-84.....	793
2. David Alvey, 1974-77.....	644
3. Joe Hurst, 1983-86.....	635
4. Kelvin Parker, 2001-04.....	571
5. Russ Miller, 1977-80.....	503
6. Scott Fleming, 1999-2003.....	463
7. Austin Meyer, 2003-06.....	453
8. Matt Redd, 1996-99.....	430
9. Hunter Henry, 2006-pres.....	428
10. Glenn Phillips, 1986-87.....	411

FIELD GOALS ATTEMPTED

• Game

1. Orlando Johnson, Pittsburg State (1/10/93).....	25
2. Donnie Taylor, Minnesota State (11/27/93).....	24
3. LeVent Williams, Missouri-Rolla (1/4/99).....	23
LeVent Williams, Lincoln (Mo.) (1/8/98).....	23
5. Austin Meyer, Central Missouri (12/31/05).....	22
Tyrone Brown, Missouri Western (1/15/00).....	22
Tyrone Brown, Graceland (Iowa) (11/20/99).....	22
LeVent Williams, Truman (2/29/99).....	22
9. Mose Howard, Missouri Southern (1/14/06).....	21
Tyrone Brown, Northeastern (Okla.) State (3/9/03).....	21
Kelvin Parker, Emporia State (2/26/03).....	21
LeVent Williams, Lincoln (Mo.) (1/13/99).....	21
Paul Brown, East Texas (12/11/92).....	21

• Season

1. Glenn Phillips, 1986.....	495
2. Victor Coleman, 1984.....	452
3. Victor Coleman, 1983.....	444
4. Kelvin Parker, 2004.....	426
5. Marcus Stallings, 1973.....	416
6. David Alvey, 1976.....	414
7. David Alvey, 1977.....	404
8. Phil Blount, 1978.....	390
9. Tyrone Brown, 2000.....	388
10. Joe Hurst, 1985.....	382

• Career

1. Victor Coleman, 1981-84.....	1,527
2. David Alvey, 1974-77.....	1,310
3. Joe Hurst, 1983-86.....	1,217
4. Kelvin Parker, 2001-04.....	1,208
5. Scott Fleming, 2000-03.....	1,147
6. Matt Reed, 1996-99.....	1,018
7. Austin Meyer, 2003-06.....	1,017
8. Russ Miller, 1977-80.....	1,000
9. Glenn Phillips, 1986-87.....	863
10. Mark Yager, 1979-82.....	841

BEARCAT MEN'S BASKETBALL

3-POINT FIELD GOALS MADE

• Game

1. Austin Meyer, Clarke (Iowa) (12/12/04).....	8
Joel Osborn, Manhattan Christian (Kan.) (11/19/04)...	8
Maurice Huff, Avila (Mo.) (12/10/98).....	8
4. Dillon Higdon, Northern (S.D.) State (11/24/06).....	6
Addae Houston, Tarleton (Texas) State (3/14/06).....	6
Austin Meyer, Central Missouri (12/31/05).....	6
Austin Meyer, Missouri-Rolla (1/3/05).....	6
Paul Brown, Wayne (Neb.) State (2/15/93).....	6
Louis Jones, Westmar (Iowa) (11/20/87).....	6

• Season

1. Louis Jones, 1989.....	91
2. Austin Meyer, 2005.....	71
3. LeVant Williams, 1999.....	69
4. Austin Meyer, 2004.....	68
5. Maurice Huff, 1999.....	66
6. Louis Jones, 1988.....	65
7. Mose Howard, 2006.....	62
8. Xzavier Gaines, 2006.....	58
9. Phil Simpson, 2000.....	57
10. Steve Simon, 1994.....	56
Lance Sullivan, 2008.....	56

• Career

1. Austin Meyer, 2003-06.....	215
2. Scott Fleming, 2000-03.....	173
3. Louis Jones, 1987-89.....	156
4. Kelvin Parker, 2001-04.....	148
5. Phil Simpson, 1997-2000.....	145
6. Andy Peterson, 2005-08.....	118
7. Matt Redd, 1996-99.....	113
8. Lance Sullivan, 2007-08.....	108
9. Maurice Huff, 1998-99.....	107
10. LeVant Williams, 1998-99.....	104

3-POINT FIELD GOALS ATTEMPTED

• Game

1. Louis Jones, Southeast Missouri State (1987-88)....	15
2. Austin Meyer, Central Missouri (12/31/05).....	13
Brandon Weis, Central Oklahoma (11/26/99).....	13
4. Lance Sullivan, Washburn (1/12/08).....	12
Mose Howard, Emporia State (2/8/06).....	12
Mose Howard, Missouri Southern (1/14/06).....	12
Austin Meyer, Central Missouri (12/31/05).....	12
Austin Meyer, Central Missouri (1/26/05).....	12
Fred Stockton, Wayne (Neb.) State (12/12/95).....	12
10. Eddie Gray, St. Edwards (3/15/08).....	11
Four others with.....	11

• Season

1. Louis Jones, 1989.....	207
2. Austin Meyer, 2005.....	177
3. LeVant Williams, 1999.....	169
4. Mose Howard, 2006.....	163
Lance Sullivan 2008.....	163
6. Austin Meyer, 2004.....	162
7. Louis Jones, 1988.....	159
8. Paul Brown, 1993.....	153
9. Xzavier Gaines, 2006.....	150
10. Austin Meyer, 2006.....	149

• Career

1. Austin Meyer, 2003-06.....	585
2. Scott Fleming, 2000-03.....	485
3. Kelvin Parker, 2001-04.....	392
4. Louis Jones, 1987-89.....	366
5. Phil Simpson, 1997-2000.....	339
6. Lance Sullivan, 2007-08.....	309
7. Andy Peterson, 2005-2008.....	293
8. Chris Johnson, 1990-92.....	278
9. LeVant Williams, 1998-99.....	261
Steve Simon, 1993-95.....	261

FREE THROWS MADE

• Game

1. David Alvey, William Jewell (Mo.) (1975-76).....	20
2. Scott Fleming, Drury (Mo.) (12/15/02).....	17
3. Scott Fleming, Washburn (2/13/03).....	17
Scott Fleming, Missouri Western (1/13/01).....	16
5. Hunter Henry, Missouri Southern (3/1/07).....	14
Orlando Johnson, East Texas (12/11/92).....	14
7. Lance Sullivan, Emporia State (2/7/08).....	13
Hunter Henry, Washburn (2/14/07).....	13
Jamie Hoberg, Northeastern (Okla.) St. (11/18/94) ..	13
10. Sky Wilson, Southern Indiana (3/24/04).....	12
Kelvin Parker, Rockhurst (Mo.) (3/10/02).....	12
Scott Fleming, Missouri-Rolla (2/17/01).....	12

• Season

1. Scott Fleming, 2003.....	187
2. Scott Fleming, 2001.....	171
3. Scott Fleming, 2002.....	158
4. Kelvin Parker, 2004.....	149
5. David Alvey, 1977.....	146
6. David Alvey, 1976.....	141
7. Hunter Henry, 2007.....	138
8. Sky Wilson, 2004.....	134
9. Orlando Johnson, 1993.....	127
10. Gerald Harris, 1988.....	121
Glenn Phillips, 1987.....	121

• Career

1. Scott Fleming, 2000-03.....	628
2. David Alvey, 1974-77.....	459
3. Kelvin Parker, 2001-04.....	402
4. Joe Hurst, 1983-86.....	310
5. Russ Miller, 1977-80.....	276
6. Rick Jolley, 1994-96.....	240
7. Henry Hunter 2006-pres.....	235
8. Matt Redd, 1996-99.....	227
9. Glenn Phillips, 1986-87.....	226
10. Tom Szlanda, 1992-96.....	217

FREE THROWS ATTEMPTED

• Game

1. Scott Fleming, Washburn (2/12/03).....	21
Scott Fleming, Drury (Mo.) (12/15/02).....	21
3. Scott Fleming, Missouri Western (1/13/01).....	17
4. Orlando Johnson, East Texas (12/11/92).....	16
5. Chad Deahl, Arkansas-Pine Bluff (12/5/92).....	15
Scott Fleming, Missouri-Rolla (2/17/01).....	15
Maurice Huff, Central Missouri (2/13/99).....	15
8. Lance Sullivan, Emporia State (2/7/08).....	14
Hunter Henry, Missouri Southern (3/1/07).....	14
Hunter Henry, Washburn (2/14/07).....	14

• Season

1. Scott Fleming, 2003.....	240
2. Scott Fleming, 2001.....	210
3. Scott Fleming, 2002.....	194
4. David Alvey, 1977.....	190
5. Kelvin Parker, 2004.....	186
6. David Alvey, 1976.....	184
7. Hunter Henry, 2007.....	178
8. Orlando Johnson, 1993.....	174
9. Tyrone Brown, 2000.....	170
10. Joe Hurst, 1986.....	160

• Career

1. Scott Fleming, 2000-03.....	781
2. David Alvey, 1974-77.....	620
3. Kelvin Parker, 2001-04.....	479
4. Joe Hurst, 1984-86.....	465
5. Russ Miller, 1977-80.....	396
6. Rick Jolley, 1994-96.....	338
7. Hunter Henry 2006-pres.....	319
8. Matt Redd, 1996-99.....	301
9. Jeff Hutcheon, 1986-88.....	296
10. Tom Szlanda, 1992-96.....	295

FIELD GOAL PERCENTAGE

• Game (min. 10 made)

1. Hunter Henry, St. Mary's (11/17/07) (11-11).....	100.0
2. Kelvin Parker, Missouri Southern (2/8/03).....	91.7
3. Rick Jolley, Southwest Baptist (2/20/96).....	84.6
4. Maurice Huff, Avila (Mo.) (12/10/98).....	83.3
5. Rick Jolley, Lincoln (Mo.) (2/8/95).....	82.4
6. Rick Jolley, Lincoln (Mo.) (2/7/96).....	80.0
7. D. Taylor, Mid-America Nazarene (11/23/93).....	77.8
8. Hunter Henry, Central Missouri (1/20/07).....	76.9
LeVant Williams, Pittsburg State (2/11/98).....	76.9
10. Tyrone Brown, Central Oklahoma (11/26/99).....	76.5

• Season (min. 100 made)

1. Matt Rowan, 2002.....	61.0 (164-269)
2. Rick Jolley, 1996.....	60.9 (123-202)
3. Bob Sundell, 1988.....	60.3 (138-229)
4. Matt Withers, 2008.....	59.2 (116-196)
5. Tom Bildner, 1984.....	58.0 (120-207)
6. Hunter Henry, 2007.....	57.7 (195-338)
7. Jeff Hutcheon, 1987.....	56.6 (151-267)
8. Ken Whitney, 1970.....	56.5 (144-255)
9. Phil Smith, 1982.....	55.4 (173-312)
10. Rick Jolley, 1995.....	55.1 (161-292)

• Career (min. 300 made)

1. Matt Withers, 2005-08.....	58.3 (322-552)
2. Hunter Henry, 2006-pres.....	55.7 (428-768)
3. Rick Jolley, 1994-96.....	55.5 (407-733)
4. Joe Hurst, 1984-86.....	52.2 (358-696)
5. Victor Coleman, 1981-84.....	51.9 (793-1,527)
6. Russ Miller, 1977-80.....	50.3 (503-1,000)
7. David Alvey, 1974-77.....	49.2 (644-1,310)
8. LeVant Williams, 1997-99.....	48.8 (316-648)
9. Mark Adams, 1977-80.....	48.1 (361-750)
10. Glenn Phillips, 1986-87.....	47.6 (411-863)

FREE THROW PERCENTAGE

• Game (min. 10 made)

1. Hunter Henry, Missouri Southern (3/1/07)....	100.0 (14)
2. J. Hoberg, N'western (Okla.) St. (11/18/94) .	100.0 (13)
3. Sky Wilson, Southern Indiana (2/24/04).....	100.0 (12)
Kelvin Parker, Southwest Baptist (2/16/02) ..	100.0 (12)
5. Scott Fleming, Missouri-Rolla (1/25/03).....	100.0 (10)
Kelvin Parker, Southwest Baptist (1/19/02) ..	100.0 (10)
Scott Fleming, Graceland (Iowa) (11/20/99) .	100.0 (10)
Shakey Harrington, Washburn (1/21/98).....	100.0 (10)
9. Scott Fleming, Missouri Western (1/13/00)94.1	(16-17)
10. Lance Sullivan, Emporia State (2/7/08) ..	92.9 (13-14)

• Season (min. 60 made)

1. Kelvin Parker, 2003.....	90.6 (96-106)
2. Kelvin Parker, 2002.....	87.9 (109-124)
3. Scott Fidler, 1995.....	87.5 (84-96)
4. Sky Wilson, 2004.....	84.8 (124-158)
5. Sky Wilson, 2005.....	84.7 (61-72)
6. Gerald Harris, 1988.....	84.0 (121-144)
7. Glenn Phillips, 1986.....	84.0 (105-125)
8. Austin Meyer, 2006.....	83.8 (67-80)
9. Lance Sullivan, 2008.....	82.7 (91-110)
10. Louis Jones, 1988.....	82.2 (74-90)

• Career (min. 200 made)

1. Kelvin Parker, 2001-04.....	83.9 (402-479)
2. Glenn Phillips, 1986-87.....	80.4 (226-281)
3. Scott Fleming, 2000-03.....	80.4 (628-781)
4. David Alvey, 1974-77.....	79.8 (495-620)
5. Derrek Smith, 1993-96.....	79.6 (207-260)
6. Gerald Harris, 1986-88.....	77.0 (201-261)
7. Matt Redd, 1996-99.....	75.4 (227-301)
8. Hunter Henry 2006-pres.....	73.7 (235-319)
9. Tom Szlanda, 1992-96.....	73.6 (217-295)
10. Rick Jolley, 1994-96.....	71.0 (240-338)

3-POINT FIELD GOAL PERCENTAGE

• Game (min. 5 made)

1. Louis Jones, Westmar (11/20/87)..... 100.0 (6)
2. Andy Peterson, Emporia State (1/24/07)..... 100.0 (5)
Austin Meyer, Lincoln (Mo.) (11/17/04)..... 100.0 (5)
3. Jerry Hudson, Central Missouri (2/26/01)..... 100.0 (5)
5. Andy Peterson, Upper Iowa (11/17/06)..... 85.7 (6-7)
6. Austin Meyer, Clark (Iowa) (12/12/04)..... 80.0 (8-10)
J. Osborn, Manhattan Christian (11/19/04)..... 80.0 (8-10)
Maurice Huff, Avila (Mo.) (12/10/98)..... 80.0 (8-10)
9. Lance Sullivan, Emporia State, 2/7/08)..... 71.4 (5-7)
Kelvin Parker, Southwest Baptist (12/13/03)..... 71.4 (5-7)
Jelani Walker, Central Missouri (2/26/02)..... 71.4 (5-7)
Joel Taylor, Texas A&M-Kingsville (12/1/00)..... 71.4 (5-7)

• Season (min. 50 made)

1. Maurice Huff, 1999..... 47.1 (57-121)
2. Phil Simpson, 2000..... 47.1 (57-121)
3. Larry Brown, 1992..... 45.1 (51-113)
4. Steve Simon, 1994..... 43.4 (56-129)
5. Austin Meyer, 2004..... 42.0 (68-162)
6. Louis Jones, 1988..... 40.9 (65-159)
7. LeVant Williams, 1999..... 40.8 (69-169)
8. Austin Meyer, 2004..... 40.1 (71-177)
9. Kelvin Parker, 2004..... 39.9 (55-138)
10. Joel Taylor, 2001..... 39.6 (55-139)

• Career (min. 100 made)

1. Maurice Huff, 1998-99..... 44.2 (107-242)
2. Phil Simpson, 1997-2000..... 42.8 (145-339)
3. Andy Peterson, 2005-08..... 40.3 (118-293)
4. LeVant Williams, 1998-99..... 39.8 (104-261)
5. Steve Simon, 1993-95..... 38.7 (101-261)
6. Austin Meyer, 2003-06..... 38.1 (215-565)
7. Kelvin Parker, 2001-04..... 37.8 (148-392)
8. Scott Fleming, 2000-03..... 35.7 (173-485)
9. Lance Sullivan, 2007-08..... 35.0 (108-309)
10. Matt Redd, 1996-99..... 34.7 (113-326)

*Records based on available archives; Some records not available in 1989, 1985, 1983, 1972, 1971 and prior to 1967



Austin Meyer (2003-06) ended his career with a school record 215 three-point field goals and 585 three-point attempts. His 38.1 career three-point field goal percentage is sixth in school records.

1,000-Point Club

1,000-Point Career Scorers

1. Vic Coleman (1980-84)..... 1,795
2. David Alvey (1973-77)..... 1,747
3. Scott Fleming ('99-'03)..... 1,727
4. Kelvin Parker ('00-04)..... 1,692
5. Joe Hurst (1982-86)..... 1,580
6. Austin Meyer (2003-06)..... 1,294
7. Russ Miller (1976-80)..... 1,282
8. Jeff Hutcheon (1985-89)..... 1,203
9. Matt Redd (1996-99)..... 1,200
10. Gerald Harris (1984-88)..... 1,198
11. Don Sears (1966-70)..... 1,154
12. Hunter Henry (2006-pres.)..... 1,134
13. Glenn Phillips (1985-87)..... 1,147
14. Bob Sundell (1986-89)..... 1,082
15. Rick Jolley (1993-96)..... 1,054

1,000 Point / 500 Rebound Players

1. Vic Coleman (1980-84)
1,759 pts / 586 rbs
2. David Alvey (1973-77)
1,747 pts / 677 rbs
3. Joe Hurst (1982-85)
1,580 pts / 777 rbs
4. Russ Miller (1976-80)
1,282 pts / 837 rbs
5. Jeff Hutcheon (1985-89)
1,203 pts / 519 rbs
6. Matt Redd (1996-99)
1,200 pts / 571 rbs
7. Don Sears (1966-70)
1,154 pts / 874 rbs
8. Hunter Henry (2006-pres.)
1,134 pts / 573 rbs
9. Bob Sundell (1986-89)
1,082 pts / 574 rbs
10. Rick Jolley (1993-96)
1,054 pts / 574 rbs

Northwest Team Records

Points Scored

- Game: 122 vs. Graceland (Iowa), Nov. 20, 1999
- Season: 2,606; 2003-04

Field Goals Made

- Game: 48, 3x, most recently vs. Iowa Wesleyan, 1978-79
- Season: 937, 1983-84

Field Goal Percentage

- Game: 67.3 vs. Rockhurst (Mo.), Nov. 29, 2003

Three-Point Field Goals Made

- Game: 20 vs. Manhattan Christian (Kan.), Nov. 19, 2004
- Season: 268, 2004-05

Three-Point Field Goals Attempted

- Game: 38 vs. Emporia State, Jan. 19, 2006

Three-Point Field Goal Percentage

- Game: 80.0 vs. Pittsburg State, Feb. 2, 2002 (12-15)
- Season: 40.6, 1988-89 (206-507)

Free Throws Made

- Game: 39 vs. Missouri Western, 1970-71
- Season: 578, 1988-89

Free Throws Attempted

- Game: 48 vs. Arkansas-Pine Bluff, Dec. 5, 1992

Rebounds

- Game: 77 vs. Webster (Mo.), Nov. 11, 1985
- Season: 1,279, 1977-78

Steals

- Game: 24 vs. Manhattan Christian (Kan.), Dec. 8, 2001

Blocked Shots

- Game: 8 vs. Southwestern (Kan.), Dec. 17, 1999

Wins

- Season: 32, 1930-31

Conference Wins

- Season: 16, 1929-30 and 2001-02

Losses

- Season: 20, 1964-65

Conference Losses

- Season: 11, 3x, most recently 1989-90

Longest Winning Streak

- 42, Entire 1929-30 and first two games of 1930-31 season

Where Are They Now?


The following is a look at student-athletes and graduate assistant coaches under Coach Tappmeyer and where their Northwest experience took them:

Former Players

- Jeff Hutcheon (1989) - Fellowship of Christian Athletes
- Bob Sundell (1989) - Attorney in Maryville
- Marc Baltimore (1989) - Police Officer in N.J.
- Benji Burke (1990) - Honda Motors in Ohio
- Bo Fitts (1990) - Pro basketball in Ireland
- Leonard Wilson (1991) - Regional Manager in Ala.
- Chris Barker (1991) - Manager for Prentice Hall
- Dan Owens (1991) - Ath. Dir./Coach in Mercer, Mo.
- Jarrod Harrell (1992) - Police Officer in Atlanta
- Brian Turner (1992) - Private Business in K.C.
- Chad Deahl (1993) - Youth Center in Cedar Rapids
- Rob Liles (1994) - Farming in Fairfax
- Jeff Johnson (1994) - Head coach at Motlow State (Tenn.) College
- Kiley Roelfs (1994) - Head coach at Pittsburg (Kan.) High School
- Scott Fidler (1995) - Blue Cross/Blue Shield K.C.
- Steve Simon (1995) - Private Business, Maryville
- Tom Szlanda (1996) - Teaching in St. Louis, Mo.
- Ricky Jolley (1996) - Business in Kansas City
- Derrick Smith (1996) - Insurance in St. Louis
- Silas Williams (1997) - Banking in Columbus, Ohio
- Shakey Harrington (1998) - Boys Club in Chicago
- Brian Bureson (1998) - Played professional basketball in Belgium
- LeVant Williams (1998) - Played professional basketball in Colombia
- Scott Jermain (1998) - Head coach at Pleasant Hill (Mo.) High School
- Mike Morley (1999) - Head coach at Highland Community College (Kan.)
- Matt Redd (1999) - Eclipsys Corporation in K.C.
- Maurice Huff (1999) - Military police in Honolulu
- Marcus Glenn (1999) - Sprint in Kansas City
- Tyrone Brown (2000) - Played professional basketball in Portugal
- Phil Simpson (2000) - Assistant coach at Liberty HS (Mo.)
- Joe Price (2001) - Assistant coach at Liberty HS
- Matt Rowan (2002) - Played professional basketball in France - Now works in Omaha
- Chris Borchers (2002) - Computer programming in Kansas City, Mo.
- Jerry Hudson (2002) - Pro basketball in Mexico
- Ben McCollum (2003) - Assistant coach at Emporia State
- Scott Fleming (2003) - Wells Fargo Financial, Kansas City
- Ryan Morley (2004) - Assistant coach at Highland CC
- Kelvin Parker (2004) - Playing professionally in Norway
- Jesse Shaw (2005) - Assistant coach at Emporia State
- Travis Gardner (2005) - Wells Fargo Financial, Wisconsin
- Austin Meyer (2006) - Assistant Coach, Northwest MBB
- Addae Houston (2006) - Assistant Coach, Northwest WBB
- Andy Peterson (2008) - Student Assistant Coach, Northwest MBB

Former Graduate and Student Assistants

- Jon Clark (1988-89) - Principal at Webster Grove, Mo.
- Tom Bildner (1988-89) - Head coach at Waynesville High School
- Brian Osterman (1989-91) - Head coach at West Plains Community College
- Tom Hankins (1992-93) - Assistant coach at Oral Roberts University
- Kiley Roelfs (1994-95) - Head coach at Pittsburg (Kan.) High School
- Roger Schmitz (1995-96) - Principal at Lawson (Mo.) High School
- Justin Dunn (1996-97) - Private business in Fayetteville, Ark.
- Jeff Johnson (1997-98) - Head coach at Motlow State (Tenn.) College
- Nick Kimerling (1998) - Head coach at Savannah HS
- Curtis Cox (1999) - Head coach at Albany HS
- Jon Bishop (1999-2000) - Assistant coach at Missouri Western
- Jerry Girdner (2000) - Head coach at Oak Grove High School
- Tracy Kutscher (2001) - Head coach at Lee's Summit HS
- Mickey Murray (2001) - Assistant coach at Waynesville (Mo.) HS
- Matt Brownsberger (2001-03) - Head coach Warsaw (Mo.) HS
- Andrew Peters (2004-05) - Assistant coach at Ft. Scott (Kan.) CC
- Steve Myrick (2004-06) - Assistant coach at Liberty (Mo.) High School
- Austin Meyer (2006) - Assistant coach at Northwest



Guard Kofi Mensah graduated in 2001 with a major in psychology. Under Tappmeyer, Northwest basketball players who reach their senior year graduate at a rate of 82 percent (stat prior to 2005-06 season).

Northwest - A Winning Tradition

11 Mid-America Intercollegiate Athletics Association Regular Season Championships

1926	1927	1929	1930	1932
1933	1940	1987	1998	2002
2007				

4 Mid-America Intercollegiate Athletics Association Tournament Championships


1989	2002	2004	2008
------	------	------	------

12 NCAA National Tournament Appearances

1982	1984	1989	1998	2000
2001	2002	2003	2004	2006
2007	2008			
2008				

60 First Team All-MIAA Selections

135-20 home record the last 11 seasons



Forward (#10) Jesse Shaw's (2001-05) dramatic three-pointer at the buzzer lifted Northwest to its second NCAA Elite Eight appearance in 2004. The 2003-2004 season also was memorable as the Bearcats were ranked No. 1 for the first time in school history.



All-American guard Kelvin Parker (2000-04) led the Bearcats to their first NCAA Elite Eight appearance in school history en route to a 29-3 season in 2002. Northwest went for a second time to the Elite 8 in 2004

NABC / Division II Bulletin National Ranking (Jan. 13, 2004)

1. Northwest Missouri - first No. 1 ranking in school history
2. South Dakota State
3. Tarleton State
4. Pfeiffer
5. Christian Brothers
6. Florida Gulf Coast
7. Indianapolis
8. Nebraska-Kearney
9. Findlay
10. Humboldt State
11. Metropolitan State
12. Valdosta State
13. Washburn
14. Lewis
15. Michigan Tech
16. Southern Indiana
17. South Dakota
18. Massachusetts-Lowell
19. Francis Marion
20. Saint Rose

MIAA Regular Season Champions

2008.....	Southwest Baptist	1971.....	Truman
2007.....	Central Missouri, Northwest	1970.....	Central Missouri, Missouri State
2006.....	Southwest Baptist	1969.....	Central Missouri, Missouri State
2005.....	Central Missouri	1968.....	Missouri State
2004.....	Washburn	1967.....	Missouri State
2003.....	Washburn	1966.....	Missouri State
2002.....	Northwest , Missouri Western	1965.....	Central Missouri
2001.....	Washburn	1964.....	Southeast Missouri State
2000.....	Missouri Southern	1963.....	Southeast Missouri State
1999.....	Missouri Western, Pittsburg	1962.....	Southeast Missouri State
1998.....	Missouri Western, Northwest	1961.....	Southeast Missouri State
1997.....	Washburn	1960.....	Truman
1996.....	Missouri-Rolla	1959.....	Missouri State
1995.....	Missouri Western, Washburn	1958.....	Missouri State
1994.....	Washburn	1957.....	Central Missouri, Truman
1993.....	Washburn	1956.....	Truman
1992.....	Washburn	1955.....	Truman
1991.....	Southwest Baptist	1954.....	Missouri State
1990.....	Missouri Western, Southeast Missouri State	1953.....	Missouri State
1989.....	Southeast Missouri State	1952.....	Missouri State
1988.....	Southeast Missouri State	1951.....	Central Missouri
1987.....	Northwest	1950.....	Missouri State
1986.....	Southeast Missouri State	1949.....	Missouri State
1985.....	Central Missouri, Southeast Missouri State	1948.....	Truman
1984.....	Central Missouri	1947.....	Truman
1983.....	Southeast Missouri State	1946.....	Northwest*
1982.....	Southeast Missouri State	1943-45.....	No MIAA (WWII)
1981.....	Central Missouri, Lincoln	1942.....	Central Missouri
1980.....	Central Missouri	1941.....	Central Missouri
1979.....	Truman	1940.....	Northwest
1978.....	Southeast Missouri State	1939.....	Central Missouri
1977.....	Lincoln	1938.....	Central Missouri
1976.....	Missouri-Rolla	1937.....	Central Missouri
1975.....	Lincoln	1936.....	Southeast Missouri State
1974.....	Missouri State	1935.....	Missouri State
1973.....	Missouri State	1934.....	Missouri State
1972.....	Lincoln	1933.....	Northwest



1932.....	Northwest
1931.....	Missouri State
1930.....	Northwest
1929.....	Northwest
1928.....	Missouri State
1927.....	Truman, Northwest
1926.....	Northwest
1925.....	Central Missouri

Titles Won or Shared

1. Missouri State.....	19
2. Central Missouri.....	17
3. Southeast Missouri State.....	12
4. Northwest.....	11
5. Truman.....	9
Washburn.....	9
7. Missouri Western.....	5
8. Lincoln.....	4
9. Southwest Baptist.....	3
10. Missouri-Rolla.....	2
11. Pittsburg State.....	1
Missouri Southern.....	1


*First place in standings, no championship awarded

MIAA Tournament Champions

2008.....	Northwest	1988.....	Missouri-St. Louis
2007.....	Central Missouri	1987.....	Southeast Missouri State
2006.....	Southwest Baptist	1986.....	Southeast Missouri State
2005.....	Central Missouri	1985.....	Southeast Missouri State
2004.....	Northwest	1984.....	Central Missouri
2003.....	Missouri Western	1983.....	Southeast Missouri State
2002.....	Northwest	1982.....	Central Missouri
2001.....	Washburn	1981.....	Truman
2000.....	Missouri Southern		
1999.....	Truman		
1998.....	Missouri Western		
1997.....	Washburn		
1996.....	Missouri-Rolla		
1995.....	Missouri Western		
1994.....	Washburn		
1993.....	Missouri Southern		
1992.....	Washburn		
1991.....	Southwest Baptist		
1990.....	Missouri Western		
1989.....	Northwest		

Titles Won

1. Southeast Missouri State.....	4
Washburn.....	4
Central Missouri.....	4
Northwest.....	4
Missouri Western.....	4
6. Missouri Southern.....	2
Southwest Baptist.....	2
Truman.....	2
9. Missouri-Rolla.....	1
Missouri-St. Louis.....	1



Northwest won the 2002 regular season and tournament titles.

Northwest in the MIAA Tournament

Since the inception of the MIAA Postseason Tournament in 1981, Northwest holds a 25-21 (.543) record in tournament play with four tournament titles. Since the tournament was moved to Kansas City's Municipal Auditorium in 2003, Northwest is 9-4 (69.2) with tournament championships in 2004 and 2008.

2007-08

QF: No. 2 Northwest 71, No. 7 Pittsburg State 42
 SF: No. 2 Northwest 50, No. 6 Washburn 49
 CH: No. 2 Northwest 57, No. 8 Emporia State 51

2006-07

QF: No. 1 Northwest 89, No. 8 Missouri Southern 56
 SF: No. 5 Pittsburg State 70, No. 1 Northwest 76

2005-06

QF: No. 4 Northwest 72, No. 5 Missouri Western 49
 SF: No. 1 Southwest Baptist 65, No. 4 Northwest 63

2004-05

QF: No. 4 Southwest Baptist 71, No. 5 Northwest 65 OT

2003-04 (Champions)

QF: No. 3 Northwest 85, No. 6 Missouri Southern 74
 SF: No. 3 Northwest 87, No. 7 Missouri Western 65
 CH: No. 3 Northwest 78, No. 1 Washburn 71

2002-03

QF: No. 3 Northwest 95, No. 6 Pittsburg State 73
 SF: No. 2 Missouri Western 76, No. 3 Northwest 67

2001-2002 (Champions)

QF: No. 2 Northwest 100, No. 7 Central Missouri 51
 SF: No. 2 Northwest 79, No. 3 Missouri Southern 76
 CH: No. 2 Northwest 71, No. 1 Missouri Western 58

2000-2001

QF: No. 2 Northwest 75, No. 7 Central Missouri 71
 SF: No. 2 Northwest 79, No. 3 Pittsburg State 64
 CH: No. 1 Washburn 81, No. 2 Northwest 74

1999-2000

QF: No. 3 Northwest 72, No. 6 Truman 61
 SF: No. 3 Northwest 87, No. 2 Washburn 77
 CH: No. 1 Missouri Southern 90, No. 3 Northwest 79

1998-1999

QF: No. 5 Northwest 69, No. 4 Washburn 66
 SF: No. 5 Northwest 82, No. 1 Missouri Western 74
 CH: No. 3 Truman 70, No. 5 Northwest 68

1997-1998

QF: No. 2 Northwest 79, No. 7 Missouri-Rolla 67
 SF: No. 2 Northwest 79, No. 3 Pittsburg State 70
 CH: No. 1 Missouri Western 65, No. 2 Northwest 52

1996-1997

QF: No. 3 Missouri Western 94, No. 6 Northwest 80

1995-1996

QF: No. 8 Pittsburg State 101, No. 1 Northwest 98 OT

1994-1995

QF: No. 1 Missouri Western 112, No. 8 Northwest 73

1993-1994

QF: No. 3 Northwest 74, No. 6 Pittsburg State 62
 SF: No. 7 Southwest Baptist 74, No. 3 Northwest 69

1992-1993

QF: No. 1 Washburn 92, No. 8 Northwest 63

1991-1992

QF: No. 1 Washburn 94, No. 8 Northwest 75

1988-1989 (Champions)

SF: No. 2 Northwest 75, No. 3 Missouri-St. Louis 71
 CH: No. 2 Northwest 82, No. 1 Central Missouri State 71

1987-1988

SF: No. 2 Missouri-St. Louis 76, No. 3 Northwest 70

1986-1987

SF: No. 1 Southeast Missouri State 79, No. 1 Northwest 78

1985-1986

SF: No. 2 Central Missouri 85, No. 3 Northwest 80 OT

1983-1984

SF: No. 2 Northwest 80, No. 3 Southeast Missouri State 71
 CH: No. 1 Central Missouri 70, No. 2 Northwest 65

1982-1983

SF: No. 2 Central Missouri 86, No. 3 Northwest 67

1981-1982

SF: No. 3 Northwest 87, No. 6 Lincoln 63
 CH: No. 2 Central Missouri 87, No. 3 Northwest 62

1980-1981

SF: No. 4 Truman 85, No. 5 Northwest 73

Key: QF: Quarterfinal; SF: Semifinal; CH: Championship

NORTHWEST IN THE MIAA TOURNAMENT

Overall	25-21
Quarterfinals	12-7
Semifinals	9-9
Championships	4-5
Overtime Games	1-2

Record Against:

Central Missouri.....	3-4
Emporia State.....	1-0
Lincoln (Mo.).....	1-0
Missouri-Rolla.....	1-0
Missouri Southern.....	3-1
Missouri Western.....	4-4
Pittsburg State	5-2
Southeast Missouri State.....	1-1
Southwest Baptist	1-2
Truman	1-2
Washburn.....	4-3

Record When Seeded:

No. 1	1-3
No. 2	13-3
No. 3	8-7
No. 4	1-1
No. 5	2-3
No. 6	0-1
No. 7	0-0
No. 8	0-3

Northwest in the NCAA Tournament

Northwest is 11-15 (.423) in the NCAA Postseason, advancing to the Elite Eight twice (2002 and 2004).

2007-08

South Central Regional - Stephenville, Texas
 FR: Northwest 72, St. Edwards 48
 SF: Central Oklahoma 73, Northwest 59

2006-07

South Central Regional - Warrensburg, Mo.
 FR: Northwest 74, Pittsburg State 53
 SF: Central Missouri 72, Northwest 61

2005-2006 (Sweet 16 Appearance)

South Central Regional - Bolivar, Mo.
 FR: Northwest 66, West Texas A&M 51
 SF: Northwest 83, Southwest Baptist 80
 CH: Tarleton (Texas) State 72, Northwest 71

2003-2004 (Regional Champs)

South Central Regional - Stephenville, Texas
 FR: Northwest 77, Eastern New Mexico 57
 SF: Northwest 62, Washburn 61
 CH: Northwest 62, Drury (Mo.) 59
 Elite Eight - Bakersfield, Calif.
 Southern Indiana 88, Northwest 81

2002-2003

South Central Regional - Stephenville, Texas
 FR: Northwest 71, Missouri Western 61
 SF: Tarleton (Texas) State 73, Northwest 58

2001-2002 (Regional Champs)

South Central Regional - Tahlequah, Okla.
 SF: Northwest 61, Incarnate Word (Texas) 56
 CH: Northwest 79, Rockhurst (Mo.) 73
 Elite Eight - Evansville, Ind.
 Indiana (Pa.) 78, Northwest 72

2000-2001

South Central Regional - Topeka, Kan.
 SF: Northwest 62, Northeastern (Okla.) State 60
 CH: Washburn 67, Northwest 61

1999-2000

South Central Regional - Joplin, Mo.
 FR: Northeastern (Okla.) State 60, Northwest 56

1997-1998

South Central Regional - Canyon, Texas
 FR: Pittsburg State 85, Northwest 70

1988-1989

South Central Regional - Warrensburg, Mo.
 SF: Central Missouri 78, Northwest 74
 CG: Angelo (Texas) State 89, Northwest 80

1983-1984

South Central Regional - Jacksonville, Fla.
 SF: Jacksonville (Fla.) State 78, Northwest 75
 CG: Columbus (Ga.) State 65, Northwest 63

1981-1982

South Regional - Lakeland, Fla.
 SF: Florida Southern 80, Northwest 74
 CG: St. Thomas (Fla.) 89, Northwest 83

Key: QF: Quarterfinal; SF: Semifinal; CH: Championship; CG: Consolation



NORTHWEST IN THE NCAA TOURNAMENT

Overall	11-15
Regional First Round	5-2
Regional Semifinals.....	4-6
Regional Championship.....	2-2
Elite Eight	0-2
Consolation Games.....	0-3

Record Against:

Angelo State (Texas)	0-1
Central Missouri.....	0-2
Central Oklahoma.....	0-1
Columbus State (Ga.)	0-1
Drury (Mo.)	1-0
Eastern New Mexico.....	1-0
Florida Southern	0-1
Incarnate Word (Texas)	1-0
Indiana (Pa.).....	0-1
Jacksonville State (Fla.).....	0-1
Missouri Western.....	1-0

Northeastern State (Okla.)	1-1
Pittsburg State	1-1
Rockhurst (Mo.).....	1-0
St. Edwards (Texas)	1-0
St. Thomas (Fla.)	0-1
Southern Indiana	0-1
Southwest Baptist	1-0
Tarleton State (Texas).....	0-2
Washburn.....	1-1
West Texas A&M	1-0

Northwest in the Elite Eight

2002 Elite Eight

No. 16 Indiana (Pa.) - 78
No. 6 Northwest - 72
March 20, 2002 at Evansville, Ind.
Roberts Stadium
Hosted by Southern Indiana

Game Recap - Indiana (Pa.) shot 50 percent and held Northwest to 42 percent shooting in the 78-72 NCAA Division II Elite 8 quarterfinal game. Wes Layton of Indiana went for a game-high 27 points on nine-of-12 shooting to lead the offense outburst.

"It was a hard-fought game," said head coach Steve Tappmeyer. "We have a lot of respect for IU and they had a player who had a super night, guard Wes Layton. But don't let one loss cloud a great year. Our guys realize that we did great things this year."

The score was tied five times and changed hands six times in the first 10-plus minutes before Indiana took a 32-23 lead with 3:55 left. The Indians used a 16-4 run over eight minutes to take their largest lead of the game at 32-23. After a Bearcat timeout, Northwest pulled to within five at 37-32 at the half.

Out of the locker room, Northwest battled back to take the lead on three occasions. A lay-up by Scott Fleming capped a 26-15 spurt and gave Northwest its final advantage 62-59 with 5:34 left in the contest. But the Indians tied the count on a three-pointer and took the lead for good on a jumper by Leon Piper. Indiana connected on seven-of-eight free throws in the final 10 seconds to seal the victory.

Joel Yeldell led five Bearcats in double figures with 16 points and corralled nine rebounds. Fleming contributed 12 points, seven assists and six rebounds. Northwest forced 16 turnovers, twice as many as it committed (8).

Northwest ended its campaign with a 29-3 record.

2004 Elite Eight

Southern Indiana - 88
Northwest - 81
March 24, 2004 at Bakersfield, Calif.
Centennial Garden
Hosted by California State-Bakersfield

Game Recap - Northwest dug itself too deep a hole in Wednesday's NCAA Division II Elite Eight quarterfinal game against Southern Indiana. The Screaming Eagles jumped out to a 27-7 lead in the first 10 minutes and held off a Bearcat comeback attempt to end Northwest's season, 88-81.

"We felt like we dug a big hole in the first half," said head coach Steve Tappmeyer. "When you get down 14 or 16 points, you need everything to go your way. We played a very talented basketball team today. We just got beat."

Trailing by 20 midway through the first half, Northwest clawed its way back into the game. Sky Wilson hit a pair of free throws with 2:21 remaining in the first half to get the 'Cats back within 10, 36-26. But Southern Indiana scored the last six points of the half to take a 16-point lead, 42-26, at the intermission.

Northwest started the second half on fire. Kelvin Parker scored on a layup, then followed an Austin Meyer steal with a three-pointer. That sparked a 12-0 Bearcat run to open the second half. Northwest trailed by just four, 42-38, with 16:49 to go in the game. However, USI pushed the lead back to double digits with 8:25 remaining when Clarence Chillers scored to make it 67-51.

After Northwest got to within 77-69 after consecutive three's by Austin Meyer, the Screaming Eagles went back up 83-72 with one minute left. But in the next 39 seconds, the Bearcats again got within striking distance. A Keanan Weir three-pointer with 21 seconds left got the 'Cats within six, 85-79. A Byron Jackson bucket with 10 seconds left pulled Northwest within five, but it was too little too late.

Parker led all scorers with 22 points. Jackson and Meyer each tallied 16, while Wilson added 14. Joe Gordon paced Southern Indiana with 21 points. Three Eagles scored in double figures.

Northwest finished its season 29-5.



The two Elite 8 banners hang in Bearcat Arena. Northwest appeared in the NCAA Tournament five straight seasons from 1999-2004.

Coaching Records

Year	Coach	W	L	Pct.	Year	Coach	W	L	Pct.
1915	Hanson	6	2	.750	1963	Marion Moss	12	11	.522
1916	George Palfreyman	7	5	.583	1964	Dick Buckridge	5	18	.217
1917	George Palfreyman	6	2	.750	1965	Dick Buckridge	2	20	.091
1918	George Palfreyman	6	3	.667	1966	Dick Buckridge	10	13	.431
1919	M.H. Sims	6	4	.600	1967	Dick Buckridge	7	16	.304
1920	Robert Rice	2	7	.222	1968	Dick Buckridge	8	13	.381
1921	Robert Rice	3	4	.429	1969	Dick Buckridge	11	11	.500
1922	Russell Sprong	0	15	.000	1970	Dick Buckridge	17	8	.680
1923	Eugene Maynor	7	7	.500	1971	Dick Buckridge	14	10	.583
1924	Frank Lawrence	5	5	.500	1972	Bob Iglehart	8	18	.308
1925	Frank Lawrence	10	8	.529	1973	Bob Iglehart	12	13	.480
1926*	Frank Lawrence	12	7	.732	1974	Bob Iglehart	12	13	.480
1927*	Frank Lawrence	11	7	.611	1975	Bob Iglehart	6	18	.250
1928	Frank Lawrence	12	7	.632	1976	Bob Iglehart	7	17	.292
1929*	Frank Lawrence	13	8	.619	1977	Bob Iglehart	11	16	.407
1930*	Hank Iba	31	0	1.00	1978	Larry Holley	11	15	.423
1931	Hank Iba	30	6	.833	1979	Larry Holley	15	11	.570
1932*	Hank Iba	20	2	.909	1980	Lionel Sinn	16	11	.593
1933*	Hank Iba	12	7	.632	1981	Lionel Sinn	13	14	.481
1934	Sparky Stalcup	8	6	.571	1982	Lionel Sinn	20	10	.667
1935	Sparky Stalcup	10	8	.536	1983	Lionel Sinn	17	11	.607
1936	Sparky Stalcup	11	7	.611	1984	Lionel Sinn	24	7	.774
1937	Sparky Stalcup	13	4	.765	1985	Lionel Sinn	17	10	.630
1938	Sparky Stalcup	15	6	.714	1986	Lionel Sinn	18	10	.643
1939	Sparky Stalcup	11	7	.611	1987*	Lionel Sinn	19	10	.655
1940*	Sparky Stalcup	20	1	.952	1988	Lionel Sinn	20	8	.714
1941	Sparky Stalcup	18	5	.783	1989#	Steve Tappmeyer	21	9	.700
1942	Sparky Stalcup	14	6	.700	1990	Steve Tappmeyer	14	13	.519
1943	Sparky Stalcup	18	7	.720	1991	Steve Tappmeyer	12	15	.444
1944	Ryland Milner	5	8	.385	1992	Steve Tappmeyer	16	12	.571
1945	Ryland Milner	10	6	.625	1993	Steve Tappmeyer	14	13	.519
1946	Ryland Milner	12	3	.800	1994	Steve Tappmeyer	18	10	.643
1947	Ryland Milner	8	8	.500	1995	Steve Tappmeyer	13	14	.481
1948	Ryland Milner	4	14	.222	1996	Steve Tappmeyer	19	7	.731
1949	Ryland Milner	13	12	.520	1997	Steve Tappmeyer	11	16	.407
1950	Ryland Milner	15	9	.625	1998*	Steve Tappmeyer	23	7	.767
1951	H.D. Peterson	11	11	.500	1999	Steve Tappmeyer	19	10	.655
1952	H.D. Peterson	9	10	.421	2000	Steve Tappmeyer	22	8	.733
1953	Dale Kessinger	7	13	.350	2001	Steve Tappmeyer	25	6	.806
1954	Dale Kessinger	8	12	.400	2002*#	Steve Tappmeyer	29	3	.903
1955	Robert Gregory	10	10	.500	2003	Steve Tappmeyer	22	9	.710
1956	Robert Gregory	5	15	.250	2004#	Steve Tappmeyer	29	5	.853
1957	Robert Gregory	8	13	.381	2005	Steve Tappmeyer	19	11	.630
1958	Robert Gregory	4	16	.200	2006	Steve Tappmeyer	22	10	.688
1959	Marion Moss	10	10	.500	2007*	Steve Tappmeyer	24	7	.774
1960	Marion Moss	15	8	.652	2008#	Steve Tappmeyer	24	8	.750
1961	Marion Moss	14	6	.700					
1962	Marion Moss	7	15	.333					

* = MIAA Regular Season Championship
= MIAA Postseason Tournament Championship

CHRONOLOGICAL LISTING

Hanson (1915)	6-2 (.750)	Robert Gregory (1955-58)	27-54 (.333)
G. Palfreyman (1916-18)	19-11 (.633)	Marion Moss (1959-63)	58-49 (.542)
M.H. Sims (1919)	6-4 (.600)	Dick Buckridge (1964-71)	74-109 (.404)
Robert Rice (1920-21)	5-11 (.313)	Bob Iglehart (1972-77)	56-95 (.371)
Russell Strong (1922)	0-15 (.000)	Larry Holley (1978-79)	24-24 (.500)
Eugene Maynor (1923)	7-7 (.500)	Lionel Sinn (1980-88)	164-91 (.643)
Frank Lawrence (1924-29)	62-42 (.596)	Steve Tappmeyer (1989-SA)	396-193 (.672)
Hank Iba (1930-33)	93-15 (.861)		
Sparky Statcup (1934-43)	138-57 (.708)	Total:	1213-877 (.580)
Ryland Milner (1944-50)	67-60 (.528)	Note: Years listed are the second year of	the season (i.e. - 1920-21 season is 1921)
H.D. Peterson (1951-52)	20-21 (.488)		
Dale Kessinger (1953-54)	15-25 (.375)		

INSIDE THE NUMBERS

Northwest Coaching Victories

1. Steve Tappmeyer (1989-SA)	396
2. Lionel Sinn (1980-88)	164
3. Sparky Stalcup (1934-43)	138
4. Hank Iba (1930-33)	93
5. Dick Buckridge (1964-71)	74
6. Ryland Milner (1944-50)	67
7. H. Frank Lawrence (1924-29)	62
8. Marion Moss (1959-63)	58
9. Bob Iglehart (1972-77)	56
10. Robert Gregory (1955-58)	27
11. Larry Holley (1978-79)	24
12. H.D. Peterson (1951-52)	20
13. George Palfreyman (1916-18)	19
14. Dale Kessinger (1953-54)	15
15. Eugene Maynor (1923)	7
16. M.H. Sims (1919)	6
Hanson (1915)	6
18. Robert Rice (1920-21)	5
19. Russell Sprong (1922)	--

Northwest Win Percentage

1. Hank Iba (1930-33)	.861
2. Hanson (1915)	.750
3. Sparky Stalcup (1934-43)	.708
4. Steve Tappmeyer (1989-SA)	.672
5. Lionel Sinn (1980-88)	.643
6. George Palfreyman (1916-18)	.633
7. M.H. Sims (1919)	.600
8. H. Frank Lawrence (1924-29)	.596
9. Marion Moss (1959-63)	.542
10. Ryland Milner (1944-50)	.528
11. H.D. Peterson (1951-52)	.488
12. Eugene Maynor (1923)	.500
Larry Holley (1978-79)	.500
14. Robert Rice (1920-21)	.313
15. Dick Buckridge (1964-71)	.404
16. Dale Kessinger (1955-58)	.375
17. Bob Iglehart (1972-77)	.371
18. Robert Gregory (1955-58)	.333
19. Russell Sprong (1922)	.000

Northwest Games Coached

1. Steve Tappmeyer (1989-SA)	589
2. Lionel Sinn (1980-88)	255
3. Sparky Stalcup (1934-43)	195
4. Dick Buckridge (1964-71)	183
5. Bob Iglehart (1972-77)	151
6. Ryland Milner (1944-50)	127
7. Hank Iba (1930-33)	108
8. Marion Moss (1959-63)	107
9. H. Frank Lawrence (1924-29)	104
10. Robert Gregory (1955-58)	81
11. Larry Holley (1978-79)	48
12. H.D. Peterson (1951-52)	41
13. Dale Kessinger (1953-54)	40
14. George Palfreyman (1916-18)	30
15. Russell Sprong (1922)	15
16. Robert Rice (1920-21)	16
17. Eugene Maynor (1923)	14
18. M.H. Sims (1919)	10
19. Hanson (1915)	8