


WASHINGTON HUSKY BASKETBALL RECORD BOOK



2010-11 HUSKIES AT A GLANCE



0 **Abdul Gaddy**
6-3 • So. • G
Tacoma, Wash.



1 **Venoy Overton**
6-0 • Sr. • G
Seattle, Wash.



2 **Isaiah Thomas**
5-10 • Jr. • G
Tacoma, Wash.



5 **Aziz N'Diaye**
7-0 • So. • C
Dakar, Senegal



10 **Antoine Hosley**
5-11 • Fr. • G
Portland, Ore.



11 **Matthew Bryan-Amaning**
6-9 • Sr. • F
London, England



15 **Scott Suggs**
6-6 • Jr. • G
Washington, Mo.



22 **Justin Holiday**
6-6 • Sr. • F
Chatsworth, Calif.



23 **C.J. Wilcox**
6-5 • RS-Fr. • G
Pleasant Grove, Utah



30 **Desmond Simmons**
6-7 • Fr. • F
Vallejo, Calif.



31 **Terrence Ross**
6-6 • Fr. • G/F
Portland, Ore.



33 **Tyreese Breshers**
6-7 • So. • F
Los Angeles, Calif.



42 **Brendan Sherrer**
6-9 • Jr. • F
Monroe, Wash.



44 **Darnell Gant**
6-8 • Jr. • F
Los Angeles, Calif.



Lorenzo Romar
Head Coach
(9th year)



Raphael Chillious
Assistant Coach
(2nd year)



Paul Foritier
Assistant Coach
(6th year)



Jim Shaw
Assistant Coach
(7th year)



Lance LaVetter
Basketball Operations
Director
(9th year)

TABLE OF CONTENTS

RECORDS

| | |
|---|-------|
| Individual School Records | 1 |
| Team School Records | 2 |
| All-Time Leaders | 3-7 |
| Yearly Statistical Leaders | 8-9 |
| All-Time Season Best Marks | 10 |
| All-Time Individual Game Highs | 11 |
| All-Time Starting Line-Ups | 12-13 |
| Milestone Victories | 14 |
| Freshman Records | 15 |
| Opponent Records | 16 |
| Year-By-Year Statistics | 17 |
| UW Record vs. Top-10 Ranked Opponents | 18-20 |
| Margins & Streaks | 21 |

| | |
|-------------------------------------|-------|
| Overtime/Exhibition Games | 22 |
| All-Time Varsity Lettermen | 23-24 |
| Husky Honor Roll | 25-28 |
| 1000 Point Scorers | 29-32 |
| Bank of America Arena Records | 33 |

HISTORY

| | |
|---|-------|
| Year-By-Year Results | 35-36 |
| All-Time Results | 37-54 |
| All-Time Records vs. Opponents | 55 |
| All-Time Series Scores | 56-66 |
| All-Time Coaches | 67-70 |
| 20-Win Seasons | 71 |
| Regular Season Tournament Results | 72 |
| Pac-10 Tournament History | 73-74 |
| NCAA Tournament Results | 75 |
| Husky NCAA Records | 76 |
| Huskies Drafted by the NBA | 77 |
| Huskies in the NBA | 78 |
| Follow the Huskies | 79 |

INDIVIDUAL SCHOOL RECORDS

Points Scored

| | |
|--------|--|
| Game | 49, Bob Houbregs vs. Idaho, 1/10/53 |
| Season | 846, Bob Houbregs, 1953 (33 games) |
| Career | 2,073, Chris Welp, 1984–87 (129 games) |

Field Goals Made

| | |
|--------|--|
| Game | 20 (of 35), Bob Houbregs vs. Seattle U., 3/13/53 |
| Season | 325 (of 604), Bob Houbregs, 1953 |
| Career | 820 (of 1,460), Chris Welp, 1984–87 |

Field Goals Attempted

| | |
|--------|--|
| Game | 35 (made 20), Bob Houbregs vs. Seattle U., 3/13/53 |
| Season | 604 (made 325), Bob Houbregs, 1953 |
| Career | 1,460 (made 820), Chris Welp, 1984–87 |

Best Field Goal Percentage

| | |
|------------------------|---|
| Game (min. 10 att.) | 1.000 (10–10), Todd MacCulloch vs. ASU, 2/29/96 |
| Season (min. 150 att.) | .676 (163–241), Todd MacCulloch, 1997 |
| Career (min. 300 att.) | .664 (702–1058), Todd MacCulloch, 1996–99 |

3-Point Field Goals Made (since 1987)

| | |
|--------|--|
| Game | 9 (of 15), Ryan Appleby, 2008 at Oregon State, 2/16/08 |
| Season | 84 (of 194), Ryan Appleby, 2007 |
| Career | 231 (of 559), Ryan Appleby, 2006–08 |

3-Point Field Goals Attempted (since 1987)

| | |
|--------|---|
| Game | 15 (made 5), Ryan Appleby vs. California, 2/2/08 15 (made 9), Ryan Appleby vs. Oregon State, 2/16/08 15 (made 4), Ryan Appleby vs. Arizona State, 2/23/08 |
| Season | 203 (made 75), Deon Luton, 1998 |
| Career | 573 (made 212), Deon Luton, 1997–2000 |

3-Point Field Goal Percentage (since 1987)

| | |
|------------------------|---|
| Game (min. 5 att.) | 1.000 (7–7), Senque Carey at Old Dominion, 12/4/99 1.000 (5–5), Justin Dentmon vs. Florida, 11/25/08 |
| Season (min. 100 att.) | .527 (39–74), Grant Leep, 2002 |
| Career (min. 100 att.) | .429 (60–140), Grant Leep, 1999–2002 |

Free Throw Made

| | |
|--------|---|
| Game | 18 (of 20), Louie Nelson vs. Oregon State, 3/3/73 |
| Season | 196 (of 264), Bob Houbregs, 1953 |
| Career | 440 (of 588), Bruno Boin, 1956–57, 1959 |

Consecutive Free Throw Made

33, Eldridge Recasner, 1989 (Jan. 3–28)

Best Free Throw Percentage

| | |
|------------------------|---|
| Game (min. 10 att.) | 1.000 (14–14), Bill Hanson vs. Idaho, 3/10/61 1.000 (13–13), Bruno Boin vs. OSU, 2/14/59 1.000 (13–13), Bill Hanson vs. USC, 1/14/61 1.000 (13–13), Louie Nelson vs. UO, 3/5/73 1.000 (13–13), Donald Watts vs. Arizona, 1/10/98 1.000 (12–12), Chris Welp vs. UCLA, 12/21/86 1.000 (11–11), Quincy Pondexter vs. Belmont, 11/14/09 1.000 (11–11), Quincy Pondexter vs. California, 1/16/10 1.000 (11–11), Frank Guisness vs. UO, 1952 1.000 (11–11), Chris Welp vs. WSU, 2/22/86 1.000 (10–10), Dave West vs. Cal., 2/19/68 1.000 (10–10), Mike Hayward vs. Oregon, 1/24/88 1.000 (10–10), Jason Hamilton vs. Colorado, 1/2/96 |
| Season (min. 50 att.) | .897 (52–58), Don Vaughn, 1978 |
| Career (min. 100 att.) | .867 (202–233), Curtis Allen, 2001–04 |

Most Free Throws Attempted

| | |
|--------|---|
| Game | 23 (made 16), Dean Parsons vs. BYU, 1955 23 (made 11), Bruno Boin vs. Oregon State, 1957 |
| Season | 281 (made 173), Dean Parsons, 1954 |
| Career | 603 (made 369), Jon Brockman, 2006–09 |

Most Rebounds

| | |
|--------|-----------------------------------|
| Game | 30, Ed Corell vs. Oregon, 2/24/62 |
| Season | 386, Steve Hawes, 1971 |
| Career | 1,283, Jon Brockman, 2005–09 |

Rebounding Average

| | |
|--------|---|
| Season | 14.8 (386 in 26 games), Steve Hawes, 1971 |
| Career | 13.5 (1,051 in 78 games), Doug Smart, 1957–59 |

Most Assists (not kept prior to 1976)

| | |
|--------|--|
| Game | 15, Chester Dorsey vs. UCLA, 1975 *16, Rafael Stone vs. California, 2/20/70 |
| Season | 219, Will Conroy, 2005 |
| Career | 515, Will Conroy, 2002–05 |

* before official assist statistics were kept

Most Steals (not kept prior to 1976)

| | |
|--------|---|
| Game | 9, Jason Hamilton vs. E. Washington, 11/28/95 |
| Season | 67, Bryant Boston, 1995 |
| Career | 195, Jamie Booker, 1994–97 |

Most Blocked Shots (not kept prior to 1976)

| | |
|--------|---|
| Game | 7, David Dixon vs. Santa Clara, 11/24/01 7, David Dixon at Washington State, 1/31/02 |
| Season | 67, Chris Welp, 1986 67, David Dixon, 2002 |
| Career | 186, Chris Welp, 1984–87 |

Most Turnovers (not kept prior to 1974)

| | |
|--------|---|
| Game | 11, Ray Price vs. Oregon, 1974 11, Greg Hill vs. Oregon State, 2/14/86 |
| Season | 127, Senque Carey, 2000 |
| Career | 319, Jamie Booker, 1994–97 |

Most Personal Fouls

| | |
|--------|--------------------------|
| Season | 123, Chris Welp, 1987 |
| Career | 463, Chris Welp, 1984–87 |

Most Disqualifications (not kept prior to 1968)

| | |
|--------|---------------------------|
| Season | 13, Mike Hayward, 1988 |
| Career | 32, Mike Hayward, 1988–91 |



Jason Hamilton connected on all 10 of his free throw attempts against Colorado in 1996.

Points Scored

| | |
|--------|--|
| Half | 74, vs. Chico State, 12/1/93 (130-67) |
| Game | 130, vs. Chico State, 12/1/93 (130-67) |
| Season | 3,026 in 2005 (35 games) |

Fewest Points Scored (since 1951)

| | |
|-----------------|---|
| Half | 7, vs. Washington State, 1/24/70 (37-36) |
| Game | 37, vs. Washington State, 1/24/70 (37-36) |
| Game (pre-1951) | 2, vs. Seattle Athletic Club, 1896 (2-3) |
| Season | 1,500 in 1958 (26 games) |

Field Goals Made

| | |
|--------|---|
| Game | 48 (of 87), vs. UCLA, 2/22/75 (103-81) |
| | 48 (of 72), vs. Chico State, 12/1/92 (130-67) |
| Season | 1,102 (of 2,271) in 2005 (35 games) |

Field Goals Attempted

| | |
|--------|---|
| Game | 102 (made 41), vs. Michigan St., 12/30/64 (92-93) |
| Season | 2,271 (made 1,102) in 2005 (35 games) |

Best Field Goal Percentage

| | |
|---------------------|---|
| Game | .733 (22-30), vs. USC, 1/10/85 (66-50) |
| Game (min. 60 att.) | .676 (48-71), vs. Chico State, 12/1/92 (130-67) |
| Season | .517 (826-1597) in 1985 (32 games) |

3-Point Field Goals Made (since 1987)

| | |
|--------|--|
| Game | 17 (of 33), vs. Nicholls State, 11/13/06 |
| Season | 257 (of 670) in 2005 (35 games) |

3-Point Field Goals Attempted (since 1987)

| | |
|--------|-----------------------------------|
| Game | 34 (made 13), at Arizona, 1/27/05 |
| Season | 670 (made 257) in 2005 (35 games) |

3-Point Field Goal Percentage (since 1987)

| | |
|--------|--|
| Game | .769 (10-13) vs. Washington State, 1/21/96 |
| Season | .401 (142-354) in 1989 (28 games) |

Free Throw Made

| | |
|--------|--|
| Game | 46 (of 61), vs. Seattle University, 1/26/10 (123-76) |
| Season | 652 (of 905) in 2010 (36 games) |

Most Free Throws Attempted

| | |
|--------|--|
| Game | 61 (made 46), vs. Seattle University, 1/26/10 (123-76) |
| Season | 929 (made 650) in 2009 (35 games) |

Best Free Throw Percentage

| | |
|---------------------|--|
| Game | 1.000 (13-13), vs. Seattle Pacific, 12/23/76 (63-43) |
| | 1.000 (13-13), vs. USC, 2/12/76 (93-75) |
| Game (min. 20 att.) | .920 (23-25), vs. Kansas State, 12/17/71 (75-66) |
| | .920 (23-25), vs. Washington State, 2/15/97 (91-70) |
| Game (min. 30 att.) | .886 (31-35), vs. Oregon State, 3/3/73 (83-72) |
| Season | .749 (522-697) in 2006 (33 games) |

Highest Scoring Average

| | |
|--------|----------------------------------|
| Season | 86.5 (3,026 in 35 games) in 2005 |
|--------|----------------------------------|

Most Consecutive Unanswered Points Scored

| | |
|------|-----------------------------------|
| Game | 23, vs. Montana, 12/28/08 (75-53) |
|------|-----------------------------------|

Most Rebounds

| | |
|--------|---------------------------------|
| Game | 85, vs. Idaho, 12/2/69 (105-58) |
| Season | 1,437 in 2009 (35 games) |



The 1953 squad was 28-3 with an all-time UW-best 90-percent winning percentage.

Fewest Rebounds

| | |
|--------|---|
| Game | 17, vs. Washington State, 1/24/70 (37-36) |
| Season | 883 in 1988 (29 games) |

Most Assists (not kept prior to 1976)

| | |
|--------|--------------------------------|
| Game | 36, vs. UCLA, 2/22/75 (103-81) |
| Season | 660 in 2005 (35 games) |

Most Steals (not kept prior to 1976)

| | |
|--------|---|
| Game | 23, vs. Morgan State, 11/13/05 (118-51) |
| Season | 288 in 2005 (35 games) |

Most Blocked Shots (not kept prior to 1976)

| | |
|--------|---------------------------------------|
| Game | 14, vs. Santa Clara, 11/24/01 (69-49) |
| Season | 151 in 2010 (36 games) |

Most Turnovers (not kept prior to 1975)

| | |
|--------|-----------------------------|
| Game | 34, vs. USC, 3/8/97 (94-84) |
| Season | 588 in 1987 (35 games) |

Fewest Turnovers (not kept prior to 1975)

| | |
|--------|--|
| Game | 3, vs. Arizona State, 12/29/05 (91-67) |
| Season | 422 in 1977 & 1993 (27 games) |

Most Personal Fouls

| | |
|--------|------------------------------------|
| Game | 36, at Oregon, 2/10/04 (95-88, ot) |
| Season | 766 in 2010 (36 games) |

Fewest Personal Fouls

| | |
|--------|--|
| Game | 6, vs. Texas-El Paso, 12/28/76 (54-49) |
| Season | 427 in 1957 (26 games) |

Most Disqualifications (not kept prior to 1968)

| | |
|--------|--|
| Game | 5, vs. Connecticut, 3/24/06 (92-98 ot) |
| Season | 34 in 1974 (26 games) |

Fewest Disqualifications (not kept prior to 1968)

| | |
|--------|----------------------|
| Season | 3 in 1998 (30 games) |
|--------|----------------------|

Game

| No | Player | Opponent | Date | 3-Pt |
|-----|--------------------|-----------------|----------|-----------|
| 1. | Ryan Appleby | Oregon State | 2/16/08 | 9 (of 15) |
| 2. | Deon Luton | USC | 1/29/98 | 7 (of 7) |
| | Senque Carey | Old Dominion | 12/4/99 | 7 (of 7) |
| | Ryan Appleby | Portland State | 12/18/07 | 7 (of 11) |
| | Justin Dentmon | Oregon State | 2/12/09 | 7 (of 10) |
| | Justin Dentmon | Arizona | 1/29/09 | 7 (of 12) |
| 7. | Greg Hill | Arizona | 2/21/87 | 6 (of 9) |
| | Josh Barnard | UCLA | 1/4/02 | 6 (of 15) |
| | Curtis Allen | Wyomong | 12/6/03 | 6 (of 9) |
| | Tre Simmons | Oregon State | 1/15/05 | 6 (of 7) |
| | Tre Simmons | USC | 2/3/05 | 6 (of 14) |
| | Tre Simmons | Arizona State | 2/24/05 | 6 (of 7) |
| | Ryan Appleby | LMU | 11/25/05 | 6 (of 11) |
| | Mike Jensen | Stanford | 2/23/06 | 6 (of 8) |
| | Ryan Appleby | Southern Utah | 2/04/06 | 6 (of 8) |
| | Ryan Appleby | USC | 12/28/06 | 6 (of 9) |
| | Ryan Appleby | Arizona State | 1/6/07 | 6 (of 8) |
| | Ryan Appleby | Pittsburgh | 12/8/07 | 6 (of 12) |
| 19. | Donald Watts | USC | 1/29/98 | 5 (of 5) |
| | Eldridge Recasner | Towson State | 12/27/89 | 5 (of 6) |
| | Curtis Allen | Oregon | 2/23/02 | 5 (of 6) |
| | Mike Hayward | DePaul | 12/6/88 | 5 (of 7) |
| | Eldridge Recasner | Stanford | 1/12/89 | 5 (of 7) |
| | Eldridge Recasner | Oregon | 2/16/89 | 5 (of 7) |
| | Deon Luton | Arizona State | 2/27/97 | 5 (of 7) |
| | Deon Luton | Richmond | 3/14/98 | 5 (of 7) |
| | Brandon Burmeister | Nichols State | 11/13/06 | 5 (of 8) |
| | Deon Luton | Oklahoma State | 12/21/99 | 5 (of 8) |
| | Jeff Sanor | Stanford | 1/14/88 | 5 (of 8) |
| | Jeff Sanor | Nevada-Reno | 11/30/88 | 5 (of 9) |
| | Jeff Sanor | Arizona State | 12/22/88 | 5 (of 9) |
| | Brent Merritt | Oregon | 1/17/91 | 5 (of 9) |
| | Scott Dirrickson | UCLA | 2/10/94 | 5 (of 9) |
| | Greg Hill | Oregon | 2/26/87 | 5 (of 10) |
| | Curtis Allen | Arizona | 2/6/03 | 5 (of 11) |
| | Will Conroy | USC | 1/8/04 | 5 (of 12) |
| | Nate Robinson | Washington St. | 1/24/04 | 5 (of 7) |
| | Tre Simmons | Arizona | 3/12/04 | 5 (of 8) |
| | Nate Robinson | Utah | 11/25/04 | 5 (of 9) |
| | Tre Simmons | San Diego State | 12/7/04 | 5 (of 7) |
| | Tre Simmons | Arizona | 2/26/05 | 5 (of 10) |
| | Nate Robinson | California | 3/3/05 | 5 (of 7) |
| | Bobby Jones | California | 3/3/05 | 5 (of 6) |
| | Brandon Roy | Arizona State | 12/29/05 | 5 (of 5) |
| | Ryan Appleby | California | 1/26/06 | 5 (of 6) |
| | Ryan Appleby | Oregon State | 2/18/06 | 5 (of 6) |

| | | | |
|--------------|------------|---------|-----------|
| Ryan Appleby | Oregon | 2/22/07 | 5 (of 10) |
| Ryan Appleby | USC | 3/1/07 | 5 (of 7) |
| Ryan Appleby | Oregon | 1/17/08 | 5 (of 10) |
| Ryan Appleby | California | 2/2/08 | 5 (of 15) |

3-Point Percentage

Career (min. 100 Attempts)

| No | Player | Years | FG-FGA | Pct |
|-----|-------------------|---------|---------|------|
| 1. | Grant Leep | 1999-02 | 60-140 | .429 |
| 2. | Jason Hamilton | 1995-96 | 66-155 | .426 |
| 3. | Mike Hayward | 1988-91 | 64-154 | .416 |
| 4. | Ryan Appleby | 2006-08 | 231-559 | .413 |
| 5. | Tre Simmons | 2004-05 | 128-311 | .412 |
| 6. | Greg Hill | 1986-87 | 68-167 | .407 |
| 7. | Eldridge Recasner | 1987-90 | 119-300 | .397 |
| 8. | Jeff Sanor | 1987-89 | 58-147 | .395 |
| 9. | Mike Jensen | 2002-06 | 51-137 | .378 |
| 10. | Elston Turner | 2008-10 | 66-176 | .375 |

Season (min. 50 Attempts)

| No | Player | Year | FG-FGA | Pct |
|-----|-------------------|------|--------|------|
| 1. | Grant Leep | 2002 | 39-74 | .527 |
| 2. | Bobby Jones | 2005 | 31-61 | .508 |
| 3. | Donald Watts | 1999 | 32-64 | .500 |
| 4. | Jason Hamilton | 1996 | 36-77 | .468 |
| 5. | Eldridge Recasner | 1989 | 52-116 | .448 |
| 6. | Ryan Appleby | 2007 | 84-194 | .433 |
| 7. | Erroll Knight | 2002 | 30-70 | .429 |
| 8. | Ryan Appleby | 2006 | 70-165 | .424 |
| 9t. | Curtis Allen | 2002 | 48-115 | .417 |
| 9t. | Mike Hayward | 1989 | 30-72 | .417 |
| 9t. | Tre Simmons | 2005 | 80-192 | .417 |

Game (min. 5 Attempts)

| No | Player | Opponent | Date | Pct |
|----|-------------------|----------------|----------|-------------|
| 1. | Senque Carey | Old Dominion | 12/4/99 | 1.000 (7-7) |
| | Donald Watts | USC | 1/29/98 | 1.000 (5-5) |
| | Brandon Roy | Arizona State | 12/29/05 | 1.000 (5-5) |
| | Justin Dentmon | Florida | 12/25/08 | 1.000 (5-5) |
| 4. | Eldridge Recasner | Towson St. | 12/27/89 | .833 (5-6) |
| 5. | Eldridge Recasner | UCLA | 11/30/89 | .800 (4-5) |
| | Scott Dirrickson | Idaho State | 12/23/93 | .800 (4-5) |
| | Scott Dirrickson | Oregon State | 2/19/94 | .800 (4-5) |
| | Jamie Booker | Stanford | 1/23/97 | .800 (4-5) |
| | Justin Dentmon | Nicholls State | 11/13/06 | .800 (4-5) |
| | Phil Nelson | Arizona | 1/4/07 | .800 (4-5) |

Free Throw Percentage

Career (min. 100 Attempts)

| No | Player | Years | FG-FGA | Pct |
|----|-------------------|---------|---------|------|
| 1. | Curtis Allen | 2001-04 | 202-233 | .867 |
| 2. | Steve Matzen | 1977-80 | 99-117 | .846 |
| 3. | Mark Pope | 1992-93 | 186-222 | .838 |
| 4. | Tre Simmons | 2004-05 | 121-146 | .829 |
| 5. | Dave West | 1968-70 | 98-120 | .817 |
| 6. | Clint Names | 1959-61 | 162-199 | .814 |
| 7. | Eldridge Recasner | 1987-90 | 379-467 | .812 |
| 9. | Bob Fronk | 1978-81 | 199-251 | .793 |
| | Nate Robinson | 2003-05 | 264-333 | .793 |

Season (min. 50 Attempts)

| No | Player | Year | FG-FGA | Pct |
|-----|-------------------|------|---------|------|
| 1. | Don Vaughn | 1978 | 52-58 | .897 |
| 2. | Curtis Allen | 2002 | 101-114 | .886 |
| 3. | Eldridge Recasner | 1990 | 99-112 | .884 |
| 4. | Tre Simmons | 2005 | 79-91 | .868 |
| 5. | Mark Pope | 1993 | 112-130 | .862 |
| 6. | Nate Robinson | 2004 | 87-102 | .853 |
| 7. | Dave West | 1968 | 72-86 | .837 |
| 8. | Clint Names | 1960 | 90-108 | .833 |
| | Brad Watson | 1982 | 45-54 | .833 |
| 10. | Eldridge Recasner | 1989 | 106-128 | .828 |

Game (min. 10 Attempts)

| No | Player | Opponent | Date | FT-FTA |
|-----|------------------|----------------|----------|--------|
| 1. | Bill Hanson | Idaho | 1961 | 14-14 |
| | Bruno Boin | Oregon State | 1959 | 13-13 |
| | Bill Hanson | USC | 1961 | 13-13 |
| | Louie Nelson | Oregon | 3/5/73 | 13-13 |
| | Donald Watts | Arizona | 1/10/98 | 13-13 |
| 6. | Curtis Allen | Oregon | 1/24/02 | 12-12 |
| | Chris Welp | UCLA | 12/21/86 | 12-12 |
| 8. | Frank Guisness | Oregon | 1952 | 11-11 |
| | Chris Welp | Washington St. | 2/22/86 | 11-11 |
| | Justin Dentmon | USC | 1/27/09 | 11-11 |
| | Quincy Pondexter | Belmont | 11/14/09 | 11-11 |
| | Quincy Pondexter | California | 1/16/10 | 11-11 |
| 13. | Dave West | California | 2/19/68 | 10-10 |
| | Mike Hayward | Oregon | 1/24/88 | 10-10 |
| | Jason Hamilton | Colorado | 1/2/96 | 10-10 |
| | Justin Dentmon | UCLA | 1/24/09 | 10-10 |

Rebounds

Career

| No | Player | Years | G | Avg | Reb |
|-----|-----------------|-------------|-----|------|------|
| 1. | Jon Brockman | 2006-09 | 131 | 9.8 | 1283 |
| 2. | Doug Smart | 1957-59 | 78 | 13.5 | 1051 |
| 3. | Doug McClary | 1951-53 | 94 | 10.6 | 997 |
| 4. | Chris Welp | 1984-87 | 129 | 7.7 | 995 |
| 5. | Todd MacCulloch | 1996-99 | 115 | 8.5 | 975 |
| 6. | Bob Houbregts | 1951-53 | 91 | 10.7 | 971 |
| 7. | Steve Hawes | 1970-72 | 73 | 12.9 | 945 |
| 8. | Dean Parsons | 1952-55 | 105 | 8.3 | 876 |
| 9. | Bruno Boin | 1956-57, 59 | 79 | 10.5 | 832 |
| 10. | James Edwards | 1974-77 | 105 | 7.5 | 792 |



In just three seasons, Ryan Appleby set the UW record for most three-point field goals.

ALL-TIME LEADERS

Career Average

| No | Player | Years | G | Reb | Avg |
|-----|-----------------|-------------|-----|------|------|
| 1. | Doug Smart | 1957-59 | 78 | 1051 | 13.5 |
| 2. | Steve Hawes | 1970-72 | 73 | 945 | 12.9 |
| 3. | Bob Houbregs | 1951-53 | 91 | 971 | 10.7 |
| 4. | Doug McClary | 1951-53 | 94 | 997 | 10.6 |
| 5. | Bruno Boin | 1956-57, 59 | 79 | 832 | 10.5 |
| 6. | Ed Corell | 1961-63 | 78 | 768 | 9.8 |
| | Jon Brockman | 2006-09 | 131 | 1283 | 9.8 |
| 8. | Todd MacCulloch | 1996-99 | 115 | 975 | 8.5 |
| 9. | Dean Parsons | 1952-55 | 105 | 876 | 8.3 |
| 10. | Mark Pope | 1992-93 | 56 | 451 | 8.1 |
| 11. | Larry Pounds | 1974-75 | 52 | 409 | 7.9 |

Season

| No | Player | Year | G | Avg | Reb |
|-----|-----------------|------|----|------|-----|
| 1. | Jon Brockman | 2009 | 34 | 11.5 | 391 |
| 2. | Steve Hawes | 1971 | 26 | 14.8 | 386 |
| 3. | Bob Houbregs | 1953 | 33 | 11.5 | 381 |
| 4. | Doug Smart | 1959 | 26 | 14.3 | 373 |
| 5. | Jon Brockman | 2008 | 32 | 11.6 | 370 |
| 6. | Steve Hawes | 1972 | 26 | 14.0 | 365 |
| 7. | Doug Smart | 1958 | 26 | 13.4 | 349 |
| 8. | Dean Parsons | 1955 | 25 | 13.8 | 346 |
| | Doug McClary | 1953 | 33 | 10.5 | 346 |
| 9. | Todd MacCulloch | 1999 | 29 | 11.9 | 345 |
| 10. | Doug McClary | 1951 | 30 | 11.3 | 337 |

Season Average

| No | Player | Years | G | Reb | Avg |
|-----|-----------------|-------|----|-----|------|
| 1. | Steve Hawes | 1971 | 26 | 386 | 14.8 |
| 2. | Doug Smart | 1959 | 26 | 373 | 14.3 |
| 3. | Steve Hawes | 1972 | 26 | 365 | 14.0 |
| 4. | Dean Parsons | 1955 | 25 | 346 | 13.8 |
| 5. | Doug Smart | 1958 | 26 | 349 | 13.4 |
| 6. | Doug Smart | 1957 | 26 | 329 | 12.7 |
| 7. | Dean Parsons | 1954 | 26 | 310 | 11.9 |
| | Todd MacCulloch | 1999 | 29 | 345 | 11.9 |
| 9. | Jon Brockman | 2008 | 32 | 370 | 11.6 |
| 10. | Bob Houbregs | 1953 | 33 | 381 | 11.5 |
| | Jon Brockman | 2009 | 34 | 391 | 11.5 |

Game

| No | Player | Opponent | Date | Reb |
|----|--------------|-------------------|----------|-----|
| 1. | Ed Corell | Oregon | 2/24/62 | 30 |
| 2. | Steve Hawes | at Stanford | 1/8/72 | 28 |
| 3. | Dean Parsons | Idaho | 1955 | 26 |
| 4. | Steve Hawes | at Washington St. | 3/7/70 | 23 |
| 5. | Bob Houbregs | Utah | 12/5/53 | 22 |
| | Jim Coshow | Iowa | 12/27/55 | 22 |
| | Steve Hawes | Stanford | 2/26/72 | 22 |

Assists

Career

| No | Player | Years | G | Avg | Ast |
|-----|-------------------|--------------|-----|-----|-----|
| 1. | Will Conroy | 2002-05 | 121 | 4.3 | 515 |
| 2. | Chester Dorsey | 1974-77 | 106 | 4.4 | 466 |
| 3. | Justin Dentmon | 2006-09 | 133 | 3.0 | 401 |
| 4. | Eldridge Recasner | 1987-90 | 117 | 3.2 | 376 |
| 5. | Kim Stewart | 1975-78 | 95 | 3.6 | 343 |
| 6. | Donald Watts | 1996-99 | 110 | 2.8 | 310 |
| 7. | Brandon Roy | 2003-06 | 103 | 3.0 | 308 |
| 8. | Nate Robinson | 2003-05 | 89 | 3.3 | 295 |
| 9. | Alvin Vaughn | 1981-84 | 93 | 3.1 | 292 |
| 10. | Jamie Booker | 1994-97 | 109 | 2.7 | 289 |
| | Venoy Overton | 2007-present | 104 | 2.8 | 287 |

Career Average

| No | Player | Years | G | Ast | Avg |
|----|----------------|---------|-----|-----|-----|
| 1. | Chester Dorsey | 1974-77 | 106 | 466 | 4.4 |
| 2. | Will Conroy | 2002-05 | 121 | 515 | 4.3 |
| 3. | Jason Hamilton | 1995-96 | 52 | 226 | 4.3 |
| 4. | Senque Carey | 1999-00 | 59 | 231 | 3.9 |
| 5. | Kim Stewart | 1975-78 | 95 | 343 | 3.6 |

Season

| No | Player | Year | G | Avg | Ast |
|-----|-------------------|------|----|-----|-----|
| 1. | Will Conroy | 2005 | 34 | 6.4 | 219 |
| 2. | Chester Dorsey | 1976 | 28 | 5.8 | 163 |
| 3. | Nate Robinson | 2005 | 35 | 4.5 | 159 |
| 4. | Will Conroy | 2004 | 31 | 4.6 | 142 |
| 5. | Chester Dorsey | 1975 | 25 | 5.6 | 140 |
| 6. | Senque Carey | 2000 | 30 | 4.6 | 137 |
| 7. | Steve Burks | 1982 | 29 | 4.7 | 136 |
| 8. | Brandon Roy | 2006 | 33 | 4.1 | 135 |
| 9. | Detlef Schrempf | 1985 | 32 | 4.2 | 134 |
| 10. | Kim Stewart | 1976 | 28 | 4.6 | 129 |
| 11. | Curtis Allen | 2002 | 29 | 4.3 | 126 |
| 12. | Justin Dentmon | 2006 | 33 | 3.8 | 124 |
| 13. | Jason Hamilton | 1995 | 25 | 4.9 | 123 |
| 14. | Greg Hill | 1987 | 35 | 3.5 | 121 |
| 15. | Bob Fronk | 1981 | 27 | 4.4 | 120 |
| 16. | Greg Hill | 1986 | 31 | 3.7 | 115 |
| | Justin Dentmon | 2007 | 32 | 3.6 | 115 |
| 18. | Kim Stewart | 1977 | 27 | 4.2 | 113 |
| 19. | Jamie Booker | 1996 | 28 | 4.0 | 112 |
| | Venoy Overton | 2010 | 36 | 3.1 | 112 |
| 21. | Alvin Vaughn | 1983 | 20 | 5.6 | 111 |
| | Michael McClain | 1994 | 27 | 4.1 | 111 |
| | Isaiah Thomas | 2010 | 35 | 3.2 | 111 |
| 24. | Will Conroy | 2003 | 27 | 4.0 | 108 |
| 25. | Eldridge Recasner | 1989 | 28 | 3.8 | 107 |



Will Conroy set the UW record for assists from 2002-05

| | | | | | |
|-----|-------------------|------|----|-----|-----|
| | Jamie Booker | 1997 | 28 | 3.8 | 107 |
| | Donald Watts | 1998 | 30 | 3.6 | 107 |
| 28. | Eldridge Recasner | 1987 | 35 | 2.9 | 103 |
| | Prentiss Perkins | 1993 | 27 | 3.8 | 103 |
| | Jason Hamilton | 1996 | 28 | 3.7 | 103 |

Season Average

| No | Player | Year | G | Ast | Avg |
|-----|-----------------|------|----|-----|-----|
| 1. | Will Conroy | 2005 | 34 | 219 | 6.4 |
| 2. | Chester Dorsey | 1976 | 28 | 163 | 5.8 |
| 3. | Chester Dorsey | 1975 | 25 | 139 | 5.6 |
| 4. | Alvin Vaughn | 1983 | 20 | 111 | 5.6 |
| 5. | Jason Hamilton | 1995 | 25 | 123 | 4.9 |
| 6. | Steve Burks | 1982 | 29 | 136 | 4.7 |
| 7. | Michael McClain | 1995 | 16 | 75 | 4.7 |
| 8. | Kim Stewart | 1976 | 28 | 129 | 4.6 |
| 9. | Will Conroy | 2004 | 31 | 142 | 4.6 |
| 10. | Senque Carey | 2000 | 30 | 137 | 4.6 |

Game

| No | Player | Opponent | Date | Ast |
|----|----------------|------------------|----------|-----|
| 1. | Rafael Stone | at California | 2/20/70 | 16 |
| 2. | Chester Dorsey | UCLA | 1975 | 15 |
| | Curtis Allen | Arizona State | 1/10/02 | 15 |
| 4. | Will Conroy | at California | 3/3/05 | 14 |
| 5. | Chester Dorsey | UCLA | 1974 | 13 |
| | Will Conroy | Loyola Marymount | 12/12/04 | 13 |
| | Will Conroy | Sacred Heart | 12/22/04 | 13 |
| 8. | Rafael Stone | Miami | 1968 | 12 |
| | Rafael Stone | USC | 1968 | 12 |
| | Rafael Stone | Missouri | 12/20/69 | 12 |
| | Chester Dorsey | UCLA | 1976 | 12 |
| | Steve Burks | California | 1/16/82 | 12 |
| | Alvin Vaughn | Duke | 3/18/84 | 12 |

Steals

Career

| No | Player | Years | G | Avg | Steals |
|-----|-------------------|--------------|-----|-----|--------|
| 1. | Jamie Booker | 1994-97 | 109 | 1.8 | 195 |
| 2. | Justin Dentmon | 2006-09 | 133 | 1.4 | 180 |
| 3. | Bryant Boston | 1992-96 | 99 | 1.7 | 164 |
| 4. | Venoy Overton | 2007-present | 104 | 1.4 | 141 |
| 5. | Nate Robinson | 2003-05 | 89 | 1.6 | 140 |
| 6. | Bobby Jones | 2003-06 | 125 | 1.1 | 134 |
| 6. | Dion Brown | 1989-91 | 84 | 1.5 | 127 |
| 7. | Alvin Vaughn | 1981-84 | 93 | 1.3 | 121 |
| 8. | Donald Watts | 1996-99 | 110 | 1.1 | 116 |
| 9. | Eldridge Recasner | 1987-90 | 117 | 1.0 | 118 |
| 10. | Jason Hamilton | 1995-96 | 53 | 2.1 | 109 |
| | Chris Welp | 1984-87 | 129 | 0.8 | 109 |



Bryant Boston registered a school-record 195 steals during his career from 1994-97.

Season

| No | Player | Year | G | Avg | Steals |
|-----|----------------|------|----|-----|--------|
| 1. | Bryant Boston | 1995 | 27 | 2.5 | 67 |
| 2. | Nate Robinson | 2005 | 35 | 1.7 | 61 |
| 3. | Jamie Booker | 1997 | 28 | 2.1 | 60 |
| 4. | Jason Hamilton | 1996 | 28 | 2.1 | 59 |
| 5. | Jamie Booker | 1995 | 27 | 2.1 | 57 |
| 6. | Dion Brown | 1991 | 28 | 1.9 | 54 |
| 7. | Nate Robinson | 2004 | 31 | 1.7 | 53 |
| 8t. | Justin Dentmon | 2006 | 33 | 1.6 | 52 |
| 8t. | Jamie Booker | 1996 | 28 | 1.9 | 52 |
| 10. | Steve Burks | 1982 | 29 | 1.8 | 51 |

Game

| No | Player | Opponent | Date | Steals |
|-----|----------------|--------------------|----------|--------|
| 1. | Jason Hamilton | E. Washington | 11/28/96 | 9 |
| 2t. | Mike Hayward | Arizona | 1/3/91 | 7 |
| 2t. | Brent Merritt | USC | 2/28/91 | 7 |
| 2t. | Jamie Booker | Arizona | 3/4/95 | 7 |
| 2t. | Jamie Booker | Arizona State | 1/30/97 | 7 |
| 2t. | Joel Smith | Sacred Heart | 12/22/04 | 7 |
| 7t. | Chester Dorsey | Seattle University | 1/2/75 | 6 |
| 7t. | Chester Dorsey | Texas Tech | 12/30/75 | 6 |
| 7t. | Venoy Overton | Texas Tech | 12/03/09 | 6 |

Blocked Shots

Career

| No | Player | Years | G | Avg | Blk |
|-----|-------------------------|---------------------|------------|-------------|------------|
| 1. | Chris Welp | 1984-87 | 129 | 1.44 | 186 |
| 2. | Todd MacCulloch | 1996-99 | 115 | 1.23 | 142 |
| 3. | M. Bryan-Amaning | 2007-present | 101 | 1.02 | 104 |
| 4. | David Dixon | 2000-02 | 80 | 1.23 | 98 |
| 5. | Patrick Femerling | 1996-98 | 82 | 1.00 | 84 |
| 6. | James Woods | 1977-80 | 106 | .75 | 80 |
| 7. | Petur Gudmundsson | 1978-80 | 81 | .93 | 75 |
| 8. | Mark Sanford | 1995-97 | 82 | .80 | 66 |
| 9. | Deon Luton | 1997-00 | 117 | .55 | 64 |
| 10. | Bobby Jones | 2003-06 | 125 | .47 | 59 |

Season

| No | Player | Year | G | Avg | Blk |
|-----|-------------------------|-------------|-----------|-------------|-----------|
| 1t. | David Dixon | 2002 | 29 | 2.31 | 67 |
| | Chris Welp | 1986 | 31 | 2.16 | 67 |
| 3. | Chris Welp | 1987 | 35 | 1.80 | 63 |
| 4t. | Spencer Hawes | 2007 | 31 | 1.74 | 54 |
| 4t. | M. Bryan-Amaning | 2010 | 36 | 1.50 | 54 |
| 6. | Todd MacCulloch | 1999 | 29 | 1.62 | 47 |
| 7. | Will Perkins | 2000 | 30 | 1.30 | 39 |
| 8. | James Edwards | 1977 | 27 | 1.41 | 38 |
| | Marlon Shelton | 2001 | 29 | 1.31 | 38 |
| | Todd MacCulloch | 1998 | 30 | 1.27 | 38 |
| | Hakeem Rollins | 2004 | 31 | 1.23 | 38 |

Game

| No | Player | Opponent | Date | Blk |
|----|-----------------|------------------|----------|-----|
| 1. | David Dixon | Santa Clara | 11/24/01 | 7 |
| | David Dixon | Washington State | 1/31/02 | 7 |
| 3. | Chris Welp | Washington State | 1/25/86 | 6 |
| | Chris Welp | Stanford | 3/6/86 | 6 |
| | David Dixon | Arizona State | 1/10/02 | 6 |
| | Hakeem Rollins | California | 1/2/04 | 6 |
| | Spencer Hawes | Sacramento State | 11/19/06 | 6 |
| 8. | Chris Welp | Stanford | 2/14/87 | 5 |
| | Chris Welp | Arizona State | 2/19/87 | 5 |
| | Chris Welp | Oregon | 2/26/87 | 5 |
| | Chandler Nairn | Rice | 12/5/92 | 5 |
| | Todd MacCulloch | Stanford | 1/25/96 | 5 |



| | | | |
|------------------|------------------|----------|---|
| Todd MacCulloch | UNC-Wilmington | 11/16/98 | 5 |
| David Dixon | Washington State | 2/3/01 | 5 |
| David Dixon | Stanford | 1/19/02 | 5 |
| Doug Wrenn | Wyoming | 12/5/02 | 5 |
| Spencer Hawes | Portland State | 12/16/06 | 5 |
| Spencer Hawes | UCLA | 12/31/06 | 5 |
| M. Bryan-Amaning | Belmont | 11/14/09 | 5 |
| M. Bryan-Amaning | West Virginia | 1/25/10 | 5 |

Steals and blocked shots were not kept on a uniform basis until the 1976 season, thus, career marks for Dorsey and Edwards reflect only two of their four years of varsity play. A similar situation exists with assists, particularly in the case of Rafael Stone.

Double-Figure Scoring

Career 30-Point Games (since 1948)

| No | Player | Years | G |
|-----|-------------------|-------------|----|
| 1. | Bob Houbregs | 1951-53 | 13 |
| 2. | Todd MacCulloch | 1996-99 | 8 |
| 3. | Steve Hawes | 1970-72 | 6 |
| 4. | Louie Nelson | 1971-73 | 5 |
| 5. | Quincy Pondexter | 2007-10 | 4 |
| | Doug Smart | 1957-59 | 4 |
| | Bill Hanson | 1960-62 | 4 |
| | Chris Welp | 1984-87 | 4 |
| | Doug Wrenn | 2002-03 | 4 |
| | Brandon Roy | 2003-06 | 4 |
| 11. | Bruno Boin | 1956-57, 59 | 3 |
| | George Irvine | 1968-70 | 3 |
| | Clarence Ramsey | 1974-76 | 3 |
| 14. | Dean Parsons | 1952-55 | 2 |
| | James Edwards | 1974-77 | 2 |
| | Detlef Schrempf | 1982-85 | 2 |
| | Eldridge Recasner | 1987-90 | 2 |
| | Dion Brown | 1989-91 | 2 |
| | Rich Manning | 1992-93 | 2 |
| | Mark Sanford | 1995-97 | 2 |
| | Deon Luton | 1997-00 | 2 |
| | Jon Brockman | 2006-09 | 2 |

Career 20-Point Games (since 1975)

| No | Player | Years | G |
|-----|----------------------|---------------------|-----------|
| 1. | Chris Welp | 1984-87 | 43 |
| 2. | James Edwards | 1975-77 | 35 |
| 3. | Todd MacCulloch | 1996-99 | 35 |
| 4. | Quincy Pondexter | 2007-10 | 30 |
| 4. | Eldridge Recasner | 1987-90 | 29 |
| 5. | Mark Sanford | 1995-97 | 27 |
| 6. | Deon Luton | 1997-00 | 25 |
| | Brandon Roy | 2003-06 | 25 |
| 8. | Detlef Schrempf | 1982-85 | 24 |
| 9. | Andra Griffin | 1978-81 | 22 |
| | Jon Brockman | 2006-09 | 22 |
| 10. | Nate Robinson | 2003-05 | 20 |
| | Isaiah Thomas | 2009-present | 18 |

Career 10-Point Games (since 1977)

| No | Player | Years | G |
|-----|-------------------------|---------------------|-----------|
| 1. | Chris Welp | 1984-87 | 100 |
| 2. | Jon Brockman | 2006-09 | 96 |
| 3. | Todd MacCulloch | 1996-99 | 82 |
| 4. | Deon Luton | 1997-00 | 75 |
| | Brandon Roy | 2003-06 | 75 |
| | Quincy Pondexter | 2007-10 | 75 |
| 7. | Paul Fortier | 1983-86 | 74 |
| 8. | Stan Walker | 1977-80 | 72 |
| 9. | Detlef Schrempf | 1982-85 | 70 |
| 10. | Justin Dentmon | 2006-09 | 68 |
| 11. | Bobby Jones | 2003-06 | 66 |
| | Nate Robinson | 2003-05 | 65 |
| 12. | Andra Griffin | 1978-81 | 64 |
| | Mark Sanford | 1995-97 | 64 |
| | Isaiah Thomas | 2009-present | 60 |
| 16. | Eldridge Recasner | 1987-90 | 59 |
| 17. | Donald Watts | 1996-99 | 57 |
| 18. | Dion Brown | 1989-91 | 56 |
| 19. | Will Conroy | 2002-05 | 55 |
| 20. | Dan Caldwell | 1980-82 | 51 |
| | Rich Manning | 1991-92 | 51 |
| | Kim Stewart | 1975-78 | 50 |
| | Doug Meekins | 1989-92 | 50 |
| | Bryant Boston | 1992-96 | 50 |
| 25. | Mike Hayward | 1988-91 | 47 |
| 26. | Tre Simmons | 2004-05 | 46 |
| 27. | Brad Watson | 1980-83 | 45 |
| | Doug Wrenn | 2002-03 | 45 |
| 29. | Jamaal Williams | 2005-06 | 44 |
| | Bob Fronk | 1978-81 | 44 |
| | Curtis Allen | 2001-04 | 44 |
| | Ryan Appleby | 2006-08 | 44 |

Season 20-Point Games (since 1977)

| No | Player | Year | G |
|-----|------------------|------|----|
| 1. | Chris Welp | 1987 | 20 |
| 2. | Brandon Roy | 2006 | 19 |
| 3. | Quincy Pondexter | 2010 | 17 |
| 4. | Todd MacCulloch | 1999 | 16 |
| 5. | Andra Griffin | 1981 | 15 |
| | Chris Welp | 1986 | 15 |
| 7. | Nate Robinson | 2005 | 14 |
| | Jon Brockman | 2008 | 14 |
| 9. | Todd MacCulloch | 1998 | 13 |
| | Donald Watts | 1998 | 13 |
| 11. | Phil Zevenbergen | 1987 | 12 |
| | Doug Wrenn | 2002 | 12 |

ALL-TIME LEADERS

Season Turnovers (since 1977)

| No | Player | Year | TO |
|-----|------------------|------|-----|
| 1. | Deon Luton | 2000 | 127 |
| 2. | Greg Hill | 1986 | 118 |
| 3. | Detlef Schrempf | 1985 | 116 |
| 4. | Jamie Booker | 1997 | 114 |
| 5. | Curtis Allen | 2002 | 109 |
| 6. | Greg Hill | 1987 | 108 |
| 7. | Prentiss Perkins | 1993 | 104 |
| 8. | Dion Brown | 1988 | 102 |
| | Donald Watts | 1998 | 102 |
| 10. | Kim Stewart | 1977 | 100 |

Season Disqualifications

| No | Player | Year | DQ |
|-----|-----------------|------|----|
| 1. | Mike Hayward | 1988 | 13 |
| 2. | Bobby Jones | 2004 | 10 |
| 3t. | James Edwards | 1976 | 9 |
| 3t. | Chris Welp | 1985 | 9 |
| 3t. | Chris Welp | 1987 | 9 |
| 6t. | Larry Pounds | 1975 | 8 |
| 6t. | Detlef Schrempf | 1983 | 8 |
| 6t. | Bobby Jones | 2005 | 8 |

Single-Game Rebounds (since 1977)

| No | Player | Date |
|----|--------------------------------------|----------|
| 21 | Todd MacCulloch vs. Arizona State | 1/8/98 |
| 21 | Todd MacCulloch vs. UCLA | 1/31/99 |
| 21 | Detlef Schrempf vs. Idaho | 12/17/83 |
| 20 | Todd MacCulloch vs. Arizona State | 2/29/96 |
| 19 | Paul Fortier vs. Arizona | 2/12/83 |
| 19 | Todd MacCulloch vs. New Mexico State | 12/19/98 |
| 19 | Todd MacCulloch vs. California | 2/20/99 |
| 18 | Todd MacCulloch vs. Richmond | 3/14/98 |
| 18 | Shag Williams vs. Arizona State | 1/30/86 |
| 18 | Rich Manning vs. Arizona State | 2/11/93 |
| 18 | Jon Brockman vs. Utah | 11/14/07 |
| 18 | Jon Brockman vs. Kansas | 11/24/08 |
| 18 | Jon Brockman vs. Stanford | 1/8/09 |
| 18 | Jon Brockman vs. California | 1/10/09 |
| 18 | Jon Brockman vs. Oregon | 2/14/09 |
| 18 | Jon Brockman vs. Washington State | 3/7/09 |
| 18 | Jon Brockman vs. Purdue | 3/21/09 |
| 17 | Detlef Schrempf vs. Washington State | 1/1383 |
| 17 | Chris Welp vs. UCLA | 2/4/84 |
| 17 | Chris Welp vs. BYU | 12/22/84 |
| 17 | Rich Manning vs. Boise State | 12/4/92 |
| 17 | Todd MacCulloch at Arizona State | 2/7/98 |
| 17 | Todd MacCulloch at California | 1/21/99 |
| 17 | Jon Brockman vs. Washington State | 1/5/08 |
| 16 | James Edwards vs. Nebraska | 11/29/76 |
| 16 | Kenny Lyles vs. Stanford | 2/14/81 |
| 16 | Shag Williams vs. Nevada-Reno | 12/5/85 |
| 16 | Chris Welp vs. Arizona | 2/1/86 |
| 16 | Chris Welp vs. Arizona State | 2/19/87 |
| 16 | Todd MacCulloch at Washington State | 1/18/97 |
| 16 | David Dixon at Stanford | 1/19/02 |
| 16 | Jon Brockman at Arizona | 1/29/08 |

Season Field Goals Made

| No | Player | Year | G |
|-----|------------------|------|-----|
| 1. | Bob Houbregs | 1953 | 325 |
| 2. | Chris Welp | 1987 | 281 |
| 3. | Quincy Pondexter | 2010 | 245 |
| 4. | Louie Nelson | 1973 | 241 |
| 5. | Jon Brockman | 2008 | 237 |
| 6. | Chris Welp | 1986 | 234 |
| 7. | Brandon Roy | 2006 | 228 |
| 8. | Steve Hawes | 1972 | 227 |
| 9. | Todd MacCulloch | 1998 | 225 |
| 10. | James Edwards | 1977 | 223 |

Season Field Goals Attempted

| No | Player | Year | FGA |
|-----|------------------|------|-----|
| 1. | Louie Nelson | 1973 | 509 |
| 2. | Chris Welp | 1987 | 473 |
| | Doug Wrenn | 2002 | 473 |
| 4. | Quincy Pondexter | 2010 | 464 |
| 5. | Brandon Roy | 2006 | 449 |
| 6. | Isaiah Thomas | 2010 | 448 |
| 7. | Jon Brockman | 2008 | 442 |
| 8. | Chris Welp | 1986 | 436 |
| 9. | Clarence Ramsey | 1975 | 417 |
| 10. | Deon Luton | 1998 | 415 |

Season Free Throws Made

| No | Player | Year | FT |
|-----|------------------|------|-----|
| 1. | Bob Houbregs | 1953 | 196 |
| 2. | Dean Parsons | 1955 | 189 |
| 3. | Quincy Pondexter | 2010 | 187 |
| 4. | Louie Nelson | 1973 | 186 |
| 5. | Dean Parsons | 1954 | 173 |
| 6. | Brandon Roy | 2006 | 171 |
| 7. | Donald Watts | 1998 | 170 |
| 8. | Chris Welp | 1987 | 167 |
| 9. | Bruno Boin | 1957 | 162 |
| 10. | Bruno Boin | 1956 | 156 |
| | Isaiah Thomas | 2010 | 156 |

Season Free Throws Attempted

| No | Player | Year | FTA |
|----|------------------|------|-----|
| 1. | Dean Parsons | 1954 | 281 |
| 2. | Dean Parsons | 1955 | 271 |
| 3. | Bob Houbregs | 1953 | 264 |
| 4. | Louie Nelson | 1973 | 242 |
| 5. | Donald Watts | 1998 | 238 |
| 6. | Chris Welp | 1987 | 226 |
| | Quincy Pondexter | 2010 | 226 |
| 8. | Bruno Boin | 1957 | 219 |
| 9. | Bruno Boin | 1956 | 215 |
| | Isaiah Thomas | 2010 | 213 |

Season Personal Fouls

| No | Player | Year | PF |
|-----|-----------------|------|-----|
| 1. | Chris Welp | 1987 | 123 |
| 2. | Chris Welp | 1985 | 121 |
| 3. | Bobby Jones | 2005 | 118 |
| 4t. | Mike Hayward | 1988 | 117 |
| 4t. | Bobby Jones | 2004 | 117 |
| 6. | Detlef Schrempf | 1983 | 115 |
| 7. | Chris Welp | 1986 | 112 |
| 8. | James Edwards | 1976 | 108 |
| 9t. | Chris Welp | 1984 | 107 |
| 9t. | David Dixon | 2002 | 107 |

Single-Game Field Goal Pct. Highs (since '69)

| Washington | |
|------------|---|
| .733 | (22-30) vs. USC, 1/10/85, Los Angeles, UW 66-50 |
| .705 | (31-44) vs. Duke, 3/18/84, Pullman, UW 80-78 |
| .676 | (48-71) vs. Chico State, 12/1/92, Seattle, UW 130-67 |
| .673 | (33-49) vs. Arizona State, 2/6/99, Seattle, UW 93-85 |
| .667 | (26-39) vs. USC, 2/9/70, Seattle, UW 77-72 |
| .667 | (36-54) vs. Portland St., 12/3/71, Seattle, UW 101-85 |
| .667 | (28-53) vs. Ball State, 11/30/85, Fresno, UW 66-55 |
| .660 | (33-50) vs. USC, 2/2/84, Seattle, UW 79-48 |
| .660 | (35-53) vs. Idaho State, 12/8/90, Seattle, UW 98-77 |
| .658 | (25-38) vs. Boise State, 3/16/87, Seattle, UW 73-68 |

Opponents

| | |
|------|--|
| .700 | (42-60) Arizona, 12/20/87, Seattle, Arizona 110-71 |
| .667 | (42-63) UCLA, 1/3/81, Los Angeles, UCLA 96-74 |
| .666 | (33-50) Kansas, 12/4/86, Lawrence, Kansas 82-68 |
| .653 | (32-49) Oregon State, 1/14/80, Seattle, OSU 82-73 |
| .653 | (32-49) Arizona, 1/4/07, Seattle, Arizona 96-87 |
| .652 | (43-66) Arizona 1/10/98, Seattle, Arizona 110-91 |
| .643 | (27-42) Idaho, 12/2/81, Seattle, Idaho 86-61 |
| .641 | (25-39) Duke, 1/12/85, Durham, Duke 71-59 |
| .636 | (28-44) Arizona, 1/31/85, Tucson, Arizona 69-56 |
| .634 | (26-41) Arizona, 2/3/90, Seattle, Arizona 75-60 |

Single-Game Free Throw Pct. (since '69)

Washington (Min. 10 attempts)

| | |
|-------|--|
| 1.000 | (13-13) vs. USC, 2/12/76, Los Angeles, UW 93-75 |
| 1.000 | (13-13) vs. Seattle Pacific, 12/23/76, Seattle, UW 63-43 |
| .944 | (17-18) vs. UCLA, 2/4/93, UW 81-67 |
| .944 | (17-18) at Oregon, 2/22/07, Oregon 93-85 |
| .944 | (17-18) vs. California, 3/13/10, Seattle, UW 79-75 |
| .941 | (16-17) vs. UCLA, 14-82, Seattle, UW 56-50 |
| .938 | (15-16) vs. Seattle Univ., 12/7/73, Seattle, UW 81-74 |
| .938 | (15-16) vs. SMS, 12/28/90, El Paso, SMS 68-61 |
| .933 | (14-15) vs. Arizona, 2/28/80, Seattle, UW 76-72 |
| .929 | (13-14) vs. UCLA, 2/7/69, Los Angeles, UCLA 62-51 |
| .929 | (13-14) vs. USC, 2/2/84, Seattle, UW 79-48 (2 OT) |
| .929 | (13-14) vs. Texas Tech, 12/3/84, Lubbock, UW 59-57 |
| .929 | (13-14) vs. UCLA, 3/8/87, Los Angeles, UCLA 64-76 |

Opponents (Min. 10 attempts)

| | |
|-------|---|
| 1.000 | (10-10) Seattle University, 12/10/77, Seattle, UW 85-58 |
| .960 | (24-25) Arizona, 3/12/04, Los Angeles, UW 90-85 |
| .955 | (21-22) California, 1/11/69, Berkeley, UW 74-73 |
| .950 | (19-20) USC, 2/5/77, Los Angeles, USC 83-70 |
| .950 | (19-20) Arizona, 1/10/98, Seattle, Arizona 110-91 |
| .950 | (38-40) Arizona, 1/27/05, Tucson, Arizona 91-82 |
| .947 | (18-19) Oregon, 2/2/78, Seattle, UW 58-52 |
| .944 | (17-18) UCLA, 1/2/03, Seattle, UCLA 77-67 |
| .941 | (32-34) Idaho, 12/2/81, Seattle, Idaho 86-61 |
| .941 | (16-17) Oregon State, 2/18/89, Seattle, OSU 106-66 |
| .941 | (16-17) Idaho, 11/22/05, Seattle, UW 90-67 |

YEARLY UW STATISTICAL LEADERS

Scoring Average

| Year | Name | Pct. |
|------|-------------------|-------------|
| 2010 | Quincy Pondexter | .695 (19.3) |
| 2009 | Isaiah Thomas | .541 (15.5) |
| 2008 | Jon Brockman | .568 (17.8) |
| 2007 | Spencer Hawes | .461 (14.9) |
| 2006 | Brandon Roy | .666 (20.2) |
| 2005 | Nate Robinson | .574 (16.4) |
| 2004 | Nate Robinson | .409 (13.2) |
| 2003 | Nate Robinson | .300 (13.0) |
| 2002 | Doug Wrenn | .546 (19.5) |
| 2001 | Will Perkins | .370 (12.8) |
| 2000 | Deon Luton | .452 (15.1) |
| 1999 | Todd MacCulloch | .542 (18.7) |
| 1998 | Todd MacCulloch | .557 (18.6) |
| 1997 | Mark Sanford | .477 (17.0) |
| 1996 | Mark Sanford | .463 (16.5) |
| 1995 | Bryant Boston | .397 (14.7) |
| 1994 | Maurice Woods | .335 (12.4) |
| 1993 | Rich Manning | .447 (17.9) |
| 1992 | Rich Manning | .486 (16.8) |
| 1991 | Doug Meekins | .451 (16.1) |
| 1990 | Eldridge Recasner | .421 (16.2) |
| 1989 | Eldridge Recasner | .508 (18.1) |
| 1988 | Eldridge Recasner | .477 (17.0) |
| 1987 | Chris Welp | .729 (20.8) |
| 1986 | Chris Welp | .601 (19.4) |
| 1985 | Detlef Schrempf | .507 (15.8) |
| 1984 | Detlef Schrempf | .521 (16.8) |
| 1983 | Brad Watson | .467 (15.1) |
| 1982 | Dan Caldwell | .394 (13.6) |
| 1981 | Andra Griffin | .525 (19.4) |
| 1980 | Stan Walker | .324 (11.6) |
| 1979 | Stan Walker | .339 (12.6) |
| 1978 | Mike Neill | .277 (11.5) |
| 1977 | James Edwards | .565 (20.9) |
| 1976 | James Edwards | .493 (17.6) |
| 1975 | Clarence Ramsey | .463 (17.8) |
| 1974 | Larry Pounds | .433 (16.7) |
| 1973 | Louie Nelson | .668 (23.0) |
| 1972 | Steve Hawes | .564 (21.7) |
| 1971 | Steve Hawes | .540 (21.8) |
| 1970 | George Irvine | .520 (20.0) |
| 1969 | George Irvine | .404 (15.6) |
| 1968 | Dave Carr | .500 (20.0) |
| 1967 | Gordy Harris | .419 (16.8) |
| 1966 | Gordy Harris | .434 (17.4) |
| 1965 | Lynn Nance | .437 (17.5) |
| 1964 | Clint Peeples | .324 (12.1) |
| 1963 | Dale Easley | .395 (15.2) |
| 1962 | Bill Hanson | .541 (20.8) |
| 1961 | Bill Hanson | .424 (16.3) |
| 1960 | Bill Hanson | .460 (16.4) |
| 1959 | Doug Smart | .457 (17.6) |
| 1958 | Doug Smart | .527 (20.3) |
| 1957 | Doug Smart | .494 (19.0) |
| 1956 | Bruno Boin | .448 (17.2) |
| 1955 | Dean Parsons | .481 (19.2) |
| 1954 | Dean Parsons | .429 (16.5) |
| 1953 | Bob Houbregs | .846 (25.6) |
| 1952 | Bob Houbregs | .520 (18.6) |

Rebounding Average

| Year | Name | Pct. |
|------|------------------|-------------|
| 2010 | Quincy Pondexter | .265 (7.4) |
| 2009 | Jon Brockman | .391 (11.5) |
| 2008 | Jon Brockman | .370 (11.6) |
| 2007 | Jon Brockman | .307 (9.6) |
| 2006 | Jon Brockman | .215 (6.5) |
| 2005 | Bobby Jones | .118 (5.6) |
| 2004 | Brandon Roy | .164 (5.3) |
| 2003 | Doug Wrenn | .157 (5.8) |
| 2002 | David Dixon | .221 (7.6) |
| 2001 | Will Perkins | .210 (7.2) |
| 2000 | Will Perkins | .176 (5.9) |
| 1999 | Todd MacCulloch | .345 (11.9) |
| 1998 | Todd MacCulloch | .292 (9.7) |
| 1997 | Mark Sanford | .225 (8.0) |
| 1996 | Mark Sanford | .171 (6.1) |
| 1995 | Mark Sanford | .149 (5.7) |
| 1994 | Amir Rashad | .159 (5.9) |
| 1993 | Mark Pope | .217 (8.0) |
| 1992 | Mark Pope | .234 (8.1) |
| 1991 | Dion Brown | .227 (7.9) |
| 1990 | Dion Brown | .184 (6.6) |
| 1989 | Mark West | .181 (6.5) |
| 1988 | Mark West | .190 (6.8) |
| 1987 | Chris Welp | .315 (9.0) |
| 1986 | Chris Welp | .263 (8.5) |
| 1985 | Detlef Schrempf | .255 (8.0) |
| 1984 | Detlef Schrempf | .230 (7.4) |
| 1983 | Darrell Tanner | .224 (7.2) |
| 1982 | Dan Caldwell | .199 (6.9) |
| 1981 | Dan Caldwell | .214 (7.9) |
| 1980 | Stan Walker | .158 (5.6) |
| 1979 | James Woods | .196 (7.3) |
| 1978 | James Woods | .219 (8.1) |
| 1977 | James Edwards | .282 (10.4) |
| 1976 | Lars Hansen | .203 (7.5) |
| 1975 | James Edwards | .195 (7.5) |
| 1974 | Larry Pounds | .240 (9.2) |
| 1973 | Ray Price | .263 (9.1) |
| 1972 | Steve Hawes | .365 (14.0) |
| 1971 | *Steve Hawes | .386 (14.8) |
| 1970 | Steve Hawes | .194 (10.2) |
| 1969 | George Irvine | .196 (7.5) |
| 1968 | George Irvine | .197 (7.6) |
| 1967 | Dave Hovde | .239 (9.6) |
| 1966 | Dave Hovde | .222 (8.9) |
| 1965 | Lynn Nance | .234 (9.4) |
| 1964 | Clint Peeples | .200 (7.7) |
| 1963 | Ed Corell | .269 (10.3) |
| 1962 | Ed Corell | .297 (11.4) |
| 1961 | Ed Corell | .202 (7.8) |
| 1960 | Bill Hanson | .228 (8.1) |
| 1959 | Doug Smart | .373 (14.3) |
| 1958 | Doug Smart | .349 (13.4) |
| 1957 | Doug Smart | .329 (12.7) |
| 1956 | Jim Coshow | .286 (11.0) |
| 1955 | Dean Parsons | .346 (13.8) |
| 1954 | Dean Parsons | .310 (11.9) |
| 1953 | Bob Houbregs | .381 (11.5) |
| 1952 | Doug McClary | .314 (10.1) |

Field Goal Percentage

| Year | Name | Pct. |
|------|--------------------|------|
| 2010 | Matt Bryan-Amaning | .540 |
| 2009 | Jon Brockman | .526 |
| 2008 | Jon Brockman | .536 |
| 2007 | Jon Brockman | .550 |
| 2006 | Jon Brockman | .518 |
| 2005 | Brandon Roy | .565 |
| 2004 | Bobby Jones | .570 |
| 2003 | Will Conroy | .456 |
| 2002 | David Dixon | .539 |
| 2001 | David Dixon | .574 |
| 2000 | Will Perkins | .479 |
| 1999 | Todd MacCulloch | .662 |
| 1998 | Todd MacCulloch | .650 |
| 1997 | Todd MacCulloch | .676 |
| 1996 | Todd MacCulloch | .675 |
| 1995 | Mike Amos | .602 |
| 1994 | Maurice Woods | .531 |
| 1993 | Rich Manning | .575 |
| 1992 | Mark Pope | .579 |
| 1991 | Doug Meekins | .523 |
| 1990 | Mark West | .514 |
| 1989 | Todd Lautenbach | .625 |
| 1988 | Mark West | .522 |
| 1987 | Chris Welp | .594 |
| 1986 | Chris Welp | .537 |
| 1985 | Chris Welp | .578 |
| 1984 | Chris Welp | .570 |
| 1983 | Reggie Rogers | .500 |
| 1982 | Kenny Lyles | .566 |
| 1981 | Andra Griffin | .582 |
| 1980 | Bob Fronk | .601 |
| 1979 | Petur Gudmundsson | .525 |
| 1978 | Kim Stewart | .500 |
| 1977 | James Edwards | .552 |
| 1976 | Lars Hansen | .582 |
| 1975 | Lars Hansen | .596 |
| 1974 | Larry Pounds | .493 |
| 1973 | Lars Hansen | .508 |
| 1972 | Steve Hawes | .550 |
| 1971 | Steve Hawes | .525 |
| 1970 | George Irvine | .576 |
| 1969 | George Irvine | .533 |
| 1968 | George Irvine | .565 |
| 1967 | Gordy Harris | .493 |
| 1966 | Dave Hovde | .500 |
| 1965 | Steve Olsen | .465 |
| 1964 | Clint Peeples | .450 |
| 1963 | Charlie Hart | .459 |
| 1962 | Bill Hanson | .500 |
| 1961 | Bill Hanson | .505 |
| 1960 | Bill Hanson | .527 |
| 1959 | Doug Smart | .508 |
| 1958 | Doug Smart | .441 |
| 1957 | Doug Smart | .503 |
| 1956 | Bruno Boin | .399 |
| 1955 | Dean Parsons | .442 |
| 1954 | Dean Parsons | .431 |
| 1953 | Bob Houbregs | .539 |
| 1952 | Bob Houbregs | .430 |

Free Throw Percentage

| Year | Name | Pct. |
|------|-------------------|------|
| 2010 | Quincy Pondexter | .827 |
| 2009 | Justin Dentmon | .824 |
| 2008 | Ryan Appleby | .852 |
| 2007 | Ryan Appleby | .927 |
| 2006 | Justin Dentmon | .814 |
| 2005 | Tre Simmons | .868 |
| 2004 | Nate Robinson | .853 |
| 2003 | Curtis Allen | .957 |
| 2002 | Curtis Allen | .886 |
| 2001 | Curtis Allen | .767 |
| 2000 | Chris Walcott | .779 |
| 1999 | Deon Luton | .788 |
| 1998 | Donald Watts | .714 |
| 1997 | Todd MacCulloch | .735 |
| 1996 | Jason Hartman | .767 |
| 1995 | Michael McClain | .917 |
| 1994 | Maurice Woods | .743 |
| 1993 | Mark Pope | .862 |
| 1992 | Mark Pope | .804 |
| 1991 | Mike Hayward | .772 |
| 1990 | Eldridge Recasner | .884 |
| 1989 | Eldridge Recasner | .828 |
| 1988 | Eldridge Recasner | .820 |
| 1987 | Phil Zevenbergen | .762 |
| 1986 | Chris Welp | .751 |
| 1985 | Detlef Schrempf | .714 |
| 1984 | Detlef Schrempf | .736 |
| 1983 | Alvin Vaughn | .818 |
| 1982 | Brad Watson | .833 |
| 1981 | Bob Fronk | .813 |
| 1980 | Bob Fronk | .797 |
| 1979 | Petur Gudmundsson | .768 |
| 1978 | Don Vaughn | .897 |
| 1977 | Chester Dorsey | .759 |
| 1976 | Lars Hansen | .778 |
| 1975 | Clarence Ramsey | .758 |
| 1974 | Ray Price | .814 |
| 1973 | Ray Price | .778 |
| 1972 | Louie Nelson | .766 |
| 1971 | Dave Willenborg | .841 |
| 1970 | George Irvine | .795 |
| 1969 | Patrice Woolcock | .684 |
| 1968 | Dave West | .837 |
| 1967 | Rick Slettedahl | .778 |
| 1966 | Doug Westlake | .642 |
| 1965 | Lynn Nance | .802 |
| 1964 | Steve Wilson | .735 |
| 1963 | Dale Easley | .801 |
| 1962 | Roger Niva | .770 |
| 1961 | Clint Names | .793 |
| 1960 | Clint Names | .833 |
| 1959 | Bruno Boin | .792 |
| 1958 | Earle Irvin | .617 |
| 1957 | Bruno Boin | .740 |
| 1956 | Ron Patnoe | .800 |
| 1955 | Doyle Perkins | .779 |
| 1954 | Jim Coshow | .698 |
| 1953 | Charlie Koon | .825 |
| 1952 | Bob Houbregs | .728 |

YEARLY UW STATISTICAL LEADERS

Assists

| Year | Name | Total (Avg.) |
|------|-------------------|--------------|
| 2010 | Venoy Overton | 112 (3.1) |
| 2009 | Isaiah Thomas | 91 (2.6) |
| 2008 | Venoy Overton | 107 (3.2) |
| 2007 | Justin Dentmon | 115 (3.6) |
| 2006 | Brandon Roy | 135 (4.1) |
| 2005 | *Will Conroy | 219 (6.4) |
| 2004 | Will Conroy | 142 (4.6) |
| 2003 | Will Conroy | 108 (3.2) |
| 2002 | Curtis Allen | 126 (4.3) |
| 2001 | Bryan Brown | 86 (2.9) |
| 2000 | Senque Carey | 137 (4.6) |
| 1999 | Senque Carey | 94 (3.2) |
| 1998 | Donald Watts | 107 (3.6) |
| 1997 | Jamie Booker | 107 (3.8) |
| 1996 | Jamie Booker | 112 (4.0) |
| 1995 | Jason Hamilton | 123 (4.9) |
| 1994 | Michael McClain | 111 (4.1) |
| 1993 | Prentiss Perkins | 103 (3.8) |
| 1992 | Brett Pagett | 81 (2.9) |
| 1991 | James French | 88 (3.1) |
| 1990 | Eldridge Recasner | 88 (3.4) |
| 1989 | Eldridge Recasner | 107 (3.8) |
| 1988 | Troy Morrell | 83 (3.1) |
| 1987 | Greg Hill | 121 (3.6) |
| 1986 | Greg Hill | 115 (3.7) |
| 1985 | Detlef Schrempf | 134 (4.2) |
| 1984 | Detlef Schrempf | 93 (3.0) |
| 1983 | Alvin Vaughn | 111 (5.6) |
| 1982 | Steve Burks | 136 (4.7) |
| 1981 | Bob Fronk | 120 (4.4) |
| 1980 | Lorenzo Romar | 99 (3.5) |
| 1979 | Lorenzo Romar | 80 (3.0) |
| 1978 | Kim Stewart | 84 (4.9) |
| 1977 | Kim Stewart | 113 (4.2) |
| 1976 | Chester Dorsey | 163 (5.8) |
| 1975 | *Chester Dorsey | 139 (5.6) |

Steals

| Year | Name | Total (Avg.) |
|------|-----------------|--------------|
| 2010 | Venoy Overton | 49 (1.4) |
| 2009 | Justin Dentmon | 53 (1.5) |
| 2008 | Venoy Overton | 45 (1.4) |
| 2007 | Justin Dentmon | 39 (1.2) |
| 2006 | Justin Dentmon | 52 (1.6) |
| 2005 | Nate Robinson | 61 (1.7) |
| 2004 | Nate Robinson | 53 (1.7) |
| 2003 | Will Conroy | 33 (1.2) |
| 2002 | Curtis Allen | 27 (0.9) |
| 2001 | Bryan Brown | 31 (1.3) |
| 2000 | Thalo Green | 35 (1.2) |
| 1999 | Todd MacCulloch | 29 (1.0) |
| 1998 | Donald Watts | 48 (1.6) |
| 1997 | Jamie Booker | 60 (2.1) |
| 1996 | Jason Hamilton | 59 (2.1) |
| 1995 | Bryant Boston | 67 (2.5) |
| 1994 | Jason Tyrus | 27 (1.0) |
| 1993 | Bryant Boston | 32 (1.3) |
| 1992 | Brett Pagett | 40 (1.4) |
| 1991 | Dion Brown | 54 (1.9) |
| 1990 | Dion Brown | 31 (1.2) |
| 1989 | Dion Brown | 42 (1.5) |
| 1988 | Troy Morrell | 41 (1.5) |
| 1987 | Greg Hill | 47 (1.3) |
| 1986 | Greg Hill | 46 (1.5) |
| 1985 | Clay Damon | 47 (1.5) |
| 1984 | Alvin Vaughn | 37 (1.3) |
| 1983 | Alvin Vaughn | 42 (2.1) |
| 1982 | Steve Burks | 51 (1.8) |
| 1981 | Don Vaughn | 31 (1.1) |
| 1980 | Stan Walker | 35 (1.3) |
| 1979 | Lorenzo Romar | 35 (1.3) |
| 1978 | Mike Neill | 23 (1.0) |
| 1977 | Chester Dorsey | 42 (1.6) |
| 1976 | ----- | ----- |
| 1975 | ----- | ----- |

Blocked Shots

| Year | Name | Total (Avg.) |
|------|-------------------|--------------|
| 2010 | M. Bryan-Amaning | 54 (1.5) |
| 2009 | M. Bryan-Amaning | 32 (1.0) |
| 2008 | M. Bryan-Amaning | 18 (0.5) |
| 2007 | Spencer Hawes | 54 (1.7) |
| 2006 | Brandon Roy | 26 (0.8) |
| 2005 | Hakeem Rollins | 19 (0.6) |
| 2004 | Hakeem Rollins | 38 (1.2) |
| 2003 | Doug Wrenn | 25 (0.9) |
| 2002 | David Dixon | 67 (2.3) |
| 2001 | Marlon Shelton | 38 (1.3) |
| 2000 | Will Perkins | 39 (1.3) |
| 1999 | Todd MacCulloch | 47 (1.6) |
| 1998 | Todd MacCulloch | 38 (1.3) |
| 1997 | Patrick Femerling | 36 (1.3) |
| 1996 | Todd MacCulloch | 32 (1.1) |
| 1995 | Mark Sanford | 18 (0.7) |
| 1994 | Maurice Woods | 25 (0.9) |
| 1993 | Rich Manning | 29 (1.2) |
| 1992 | Mark Pope | 17 (0.6) |
| 1991 | Doug Meekins | 12 (0.4) |
| 1990 | Mark West | 11 (0.4) |
| 1989 | Todd Lautenbach | 11 (0.4) |
| 1988 | Mike Hayward | 10 (0.3) |
| 1987 | Chris Welp | 63 (1.8) |
| 1986 | *Chris Welp | 67 (2.2) |
| 1985 | Chris Welp | 28 (0.9) |
| 1984 | Chris Welp | 28 (0.9) |
| 1983 | Darrell Tanner | 31 (1.0) |
| 1982 | Kenny Lyles | 30 (1.0) |
| 1981 | Kenny Lyles | 22 (0.8) |
| 1980 | Petur Gudmundsson | 31 (1.1) |
| 1979 | James Woods | 26 (1.0) |
| 1978 | James Woods | 28 (1.0) |
| 1977 | James Edwards | 38 (1.4) |
| 1976 | ----- | ----- |
| 1975 | ----- | ----- |

3-Point Percentage

| Year | Name | Pct. |
|------|-------------------|-------|
| 2010 | Elston Turner | .380 |
| 2009 | Justin Dentmon | .412 |
| 2008 | Ryan Appleby | .385 |
| 2007 | Ryan Appleby | .433 |
| 2006 | Ryan Appleby | .424 |
| 2005 | Bobby Jones | .508 |
| 2004 | Mike Jensen | .414 |
| 2003 | Curtis Allen | .377 |
| 2002 | Grant Leep | .527 |
| 2001 | C.J. Massingale | .425 |
| 2000 | Chris Walcott | .400 |
| 1999 | Donald Watts | .500 |
| 1998 | Deon Luton | .369 |
| 1997 | Deon Luton | .394 |
| 1996 | Jason Hamilton | .458 |
| 1995 | Jason Hamilton | .385 |
| 1994 | Scott Didrickson | .412 |
| 1993 | Chandler Nairn | .319 |
| 1992 | Chandler Nairn | .373 |
| 1991 | Brent Merritt | .383 |
| 1990 | Eldridge Recasner | .369 |
| 1989 | Eldridge Recasner | .448 |
| 1988 | Jeff Sanor | .385 |
| 1987 | Greg Hill | .407 |
| 1986 | ----- | ----- |
| 1985 | ----- | ----- |
| 1984 | ----- | ----- |
| 1983 | ----- | ----- |
| 1982 | ----- | ----- |
| 1981 | ----- | ----- |
| 1980 | ----- | ----- |
| 1979 | ----- | ----- |
| 1978 | ----- | ----- |
| 1977 | ----- | ----- |
| 1976 | ----- | ----- |
| 1975 | ----- | ----- |




Venoy Overton led the Huskies in assists as a freshman in 2007-08.



Justin Dentmon led UW in steals as a freshman and sophomore.



Hakeem Rollins led UW in blocked shots for two seasons in 2004 and 2005.



Ryan Appleby led UW in three-point shooting three-straight seasons.

ALL-TIME SEASON BEST MARKS

Points Scored

| | |
|-------|-----------|
| 3,026 | (2004-05) |
| 2,851 | (2009-10) |
| 2,750 | (2008-09) |
| 2,706 | (2005-06) |
| 2,624 | (1986-87) |

Scoring Offense

| | |
|------|-----------|
| 86.5 | (2004-05) |
| 84.8 | (1971-72) |
| 82.0 | (2003-04) |
| 82.0 | (2005-06) |
| 80.9 | (1974-75) |

Scoring Defense

| | |
|------|-----------|
| 48.7 | (1949-50) |
| 50.5 | (1950-51) |
| 50.9 | (1951-52) |
| 58.6 | (1959-60) |
| 58.7 | (1983-84) |

Field Goal Percentage

| | |
|------|-----------|
| .517 | (1984-85) |
| .508 | (1975-76) |
| .506 | (1981-82) |
| .499 | (1980-81) |
| .492 | (1988-89) |

Field Goals Made

| | |
|-------|-----------|
| 1,102 | (2004-05) |
| 1,004 | (2009-10) |
| 982 | (2005-06) |
| 977 | (2008-09) |
| 971 | (1986-87) |

Field Goals Attempted

| | |
|-------|-----------|
| 2,271 | (2004-05) |
| 2,212 | (2009-10) |
| 2,136 | (2008-09) |
| 2,087 | (2005-06) |
| 2,014 | (2007-08) |

3-Pt. Field Goal Pct.

| | |
|------|-----------|
| .401 | (1988-89) |
| .392 | (1987-88) |
| .384 | (2004-05) |
| .371 | (1990-91) |
| .369 | (2001-02) |

3-Pt. Field Goals Made

| | |
|-----|-----------|
| 257 | (2004-05) |
| 220 | (2005-06) |
| 201 | (2003-04) |
| 191 | (2007-08) |
| 191 | (2009-10) |

3-Pt. Field Goals Att.

| | |
|-----|-----------|
| 670 | (2004-05) |
| 606 | (2005-06) |
| 569 | (2003-04) |
| 568 | (2009-10) |
| 544 | (2007-08) |

3-Pt. Field Goals Pct. Def.

| | |
|------|-----------|
| .290 | (1990-91) |
| .293 | (1993-94) |
| .301 | (1995-96) |
| .316 | (1998-99) |
| .320 | (2005-06) |

Free Throw Percentage

| | |
|------|-----------|
| .749 | (2005-06) |
| .741 | (1989-90) |
| .733 | (2004-05) |
| .728 | (1992-93) |
| .724 | (2006-07) |

Free Throws Made

| | |
|-----|-----------|
| 652 | (2009-10) |
| 650 | (2008-09) |
| 647 | (1952-53) |
| 580 | (1986-87) |
| 571 | (1955-56) |

Free Throws Attempted

| | |
|-----|-----------|
| 929 | (2008-09) |
| 919 | (1952-53) |
| 905 | (2009-10) |
| 819 | (1986-87) |
| 817 | (1953-54) |

Blocked Shots

| | |
|-----|-----------|
| 151 | (2009-10) |
| 139 | (2001-02) |
| 118 | (1992-93) |
| 116 | (1999-00) |
| 114 | (1997-98) |
| 114 | (2005-06) |

Steals

| | |
|-----|-----------|
| 288 | (2004-05) |
| 273 | (2005-06) |
| 271 | (1994-95) |
| 269 | (1995-96) |
| 264 | (2009-10) |

Rebounds

| | |
|-------|-----------|
| 1,437 | (2008-09) |
| 1,364 | (2009-10) |
| 1,339 | (1970-71) |
| 1,324 | (1972-73) |
| 1,305 | (2004-05) |

Rebound Average

| | |
|------|-----------|
| 49.2 | (1974-75) |
| 48.8 | (1971-72) |
| 47.8 | (1970-71) |
| 47.5 | (1958-59) |
| 46.9 | (1964-65) |
| 46.9 | (1965-66) |

Assists

| | |
|-----|-----------|
| 660 | (2004-05) |
| 632 | (1975-76) |
| 541 | (1986-87) |
| 529 | (2005-06) |
| 516 | (1985-86) |

Games Played

| | |
|----|-----------|
| 36 | (2009-10) |
| 35 | (1986-87) |
| 35 | (2004-05) |
| 35 | (2008-09) |
| 33 | (2005-06) |
| 33 | (2007-08) |
| 32 | (1994-85) |

Games Won

| | |
|----|-----------|
| 29 | (1937-38) |
| 29 | (2004-05) |
| 28 | (1952-53) |
| 26 | (1943-44) |
| 26 | (2005-06) |
| 26 | (2008-09) |
| 26 | (2009-10) |

Games Lost

| | |
|----|-----------|
| 22 | (1993-94) |
| 20 | (2000-01) |
| 20 | (1999-00) |
| 19 | (1987-88) |
| 18 | (1953-54) |
| 18 | (1957-58) |
| 18 | (1994-95) |
| 18 | (2001-02) |



James Edwards led the Huskies with 1.4 blocked shots per game in 1977.



Detlef Schrempf led the UW in assists in 1994 & 1995.

ALL-TIME INDIVIDUAL GAME HIGHS

30-Plus Point Club

- 49 Bob Houbregs vs. Idaho, 1/10/53
- 45 Bob Houbregs vs. Seattle U (Corvallis), 3/13/53
- 42 Bob Houbregs vs. LSU (Kansas City), 3/18/53
- 41 George Irvine vs. USC (Portland), 12/26/69
- 40 Bill Hanson vs. California, 3/3/62
- 40 Chris Welp vs. UCLA, 12/21/86
- 39 Jack Nichols vs. Idaho, 1948
- 38 Todd MacCulloch at James Madison, 12/7/96
- 37 Bill Hanson vs. USC, 1962
- 37 James Edwards vs. Oregon State, 1/17/76
- 37 Peter Gudmundsson vs. California, 2/8/79
- 37 Dion Brown vs. Portland, 11/24/90
- 36 Bob Houbregs vs. California, 1953
- 36 Louie Nelson vs. Grambling, 12/12/72
- 36 Clarence Ramsey vs. Stanford, 2/19/76
- 35 Bob Houbregs vs. Idaho, 1/9/53
- 35 Doug Smart vs. UCLA, 1/5/59
- 35 George Irvine at California, 2/20/70
- 35 Louie Nelson vs. Oregon, 3/5/73
- 35 Bob Fronk vs. Oregon, 1/22/81
- 35 Chris Welp at Washington State, 2/22/86
- 35 Chris Welp vs. La. Tech (Portland), 12/27/86
- 35 Mark Sanford vs. Jackson State, 12/4/95
- 35 Mark Sanford vs. USC, 1/4/96
- 35 Doug Wrenn at Arizona, 2/7/02
- 35 Brandon Roy vs. Arizona State, 12/29/05
- 35 Brandon Roy vs. Arizona, 12/31/05
- 34 Don McMillan at Washington State, 1944
- 34 Bob Houbregs vs. Santa Clara (Corvallis), 3/14/53
- 34 Ray Price at USC, 2/17/73
- 34 Lars Hansen vs. California, 2/21/76
- 34 Detlef Schrempf at USC, 3/4/84
- 34 Rich Manning vs. Arizona State, 2/11/93
- 34 Doug Wrenn at Washington State, 1/31/02
- 34 Quincy Pondexter at Oregon, 3/4/10
- 33 Bob Houbregs vs. Northwestern, 12/29/51
- 33 Bob Houbregs at Oregon, 1953
- 33 Bob Houbregs at Oregon State, 1953
- 33 George Irvine at USC, 2/13/70
- 33 Doug Smart vs. Kansas, 1957
- 33 Rich Manning vs. Washington State, 1/11/92
- 33 Todd MacCulloch at Portland, 12/3/97
- 32 Dean Parsons vs. Idaho, 1/7/55
- 32 Bruno Boin at Brigham Young, 12/1/56

- 32 Bill Hanson vs. USC, 1962
- 32 Steve Hawes vs. USC, 2/27/71
- 32 Steve Hawes vs. Stanford, 2/26/72
- 32 Louie Nelson vs. Oregon State, 3/3/73
- 32 Chris Welp at Arizona State, 3/1/86
- 32 Eldridge Recasner vs. Pacific, 1/30/89
- 32 Todd MacCulloch vs. Washington St., 3/6/99
- 32 Doug Wrenn vs. Oregon, 1/24/02
- 32 Will Conroy at Gonzaga, 12/2/02
- 32 Ryan Appleby at Oregon State, 2/16/08
- 31 Bob Houbregs vs. California, 3/7/53
- 31 Dean Parsons at Idaho, 2/26/55
- 31 Doug Smart vs. UCLA, 1957
- 31 Gordy Harris at California, 2/18/67
- 31 George Irvine vs. Yale, 1/3/70
- 31 Andra Griffin vs. Seattle Pacific, 12/9/80
- 31 Todd MacCulloch at Oregon, 1/15/98
- 31 Deon Luton at USC, 1/29/98
- 31 Todd MacCulloch at California, 1/21/99
- 31 Nate Robinson vs. Arizona, 1/29/04
- 31 Jon Brockman vs. Utah, 11/14/07
- 31 Quincy Pondexter at Texas Tech, 12/3/09
- 30 Bill Morris vs. Idaho, 1944
- 30 Bob Houbregs at Oregon, 1952
- 30 Bob Houbregs vs. Oregon State, 1952
- 30 Bob Houbregs at Washington State, 1953
- 30 Bruno Boin vs. Oregon, 1956
- 30 Bruno Boin at Oregon State, 12/29/56
- 30 Doug Smart vs. Utah (Corvallis), 12/27/57
- 30 Bill Hanson vs. UCLA, Seattle, 1961
- 30 Steve Hawes vs. Missouri (Tempe), 12/20/69
- 30 Steve Hawes at UCLA, 3/1/71
- 30 Steve Hawes vs. Washington State, 2/4/72
- 30 Steve Hawes vs. UCLA, 2/19/72
- 30 Charles Dudley vs. Washington State, 2/4/72
- 30 Louie Nelson vs. Gonzaga, 12/23/72
- 30 Louis Nelson at California, 2/24/73
- 30 Clarence Ramsey vs. USC, 2/20/75
- 30 Clarence Ramsey at Oregon, 2/28/75
- 30 James Edwards at Wake Forest, 12/3/76
- 30 Detlef Schrempf vs. Duke (Pullman), 3/18/84
- 30 Eldridge Recasner vs. Arizona State, 3/2/89
- 30 Dion Brown vs. Montana, 11/27/90
- 30 Todd MacCulloch vs. Portland State, 11/30/96
- 30 Todd MacCulloch vs. Arizona State, 1/8/98
- 30 Deon Luton vs. Boise State, 12/23/99


- 30 Doug Wrenn at Arizona State, 2/9/02
- 30 Brandon Roy at UCLA, 2/7/04
- 30 Brandon Roy vs. Oregon, 3/9/06
- 30 Jon Brockman at Portland, 11/15/08
- 30 Justin Dentmon at Arizona State, 1/31/09
- 30 Isaiah Thomas vs. Wright State, 11/13/09
- 30 Quincy Pondexter vs. San Jose State, 11/20/09
- 30 Quincy Pondexter vs. Arizona, 2/4/10

20-Plus Rebound Club


- 30 Ed Corell vs. Oregon, 1962
- 28 Steve Hawes at Stanford, 1/8/72
- 26 Dean Parsons vs. Idaho, 1955
- 22 Bob Houbregs vs. Utah, 12/5/53
- 22 Jim Coshow vs. Iowa, 12/27/55
- 22 Steve Hawes vs. Stanford, 2/26/72
- 21 Dean Parsons vs. Oregon, 1954
- 21 Detlef Schrempf vs. Idaho, 12/17/83
- 21 Todd MacCulloch vs. Arizona State, 1/8/98
- 21 Todd MacCulloch vs. UCLA, 1/31/99
- 20 Doug McClary at St. Louis, 12/19/51
- 20 George Irvine vs. Montana, 1/31/69
- 20 Steve Hawes vs. Oregon, 2/28/70
- 20 Steve Hawes vs. Montana, 12/12/70
- 20 Steve Hawes vs. Seattle Univ., 12/4/70
- 20 Larry Pounds at Washington State, 3/9/74
- 20 Todd MacCulloch vs. Arizona State, 2/29/96

10-Plus Assist Club

- 16 Rafael Stone at California, 2/20/70
- 15 Chester Dorsey vs. UCLA, 2/22/75
- 15 Curtis Allen vs. Arizona State, 1/10/02
- 14 Will Conroy at California, 3/3/05
- 13 Chester Dorsey vs. UCLA, 1974
- 13 Will Conroy vs. Loyola Marymount, 12/12/04
- 13 Will Conroy vs. Sacred Heart, 12/22/04
- 12 Rafael Stone vs. Miami, 1968
- 12 Rafael Stone vs. USC, 1968
- 12 Rafael Stone vs. Missouri (Tempe), 12/20/69
- 12 Chester Dorsey vs. UCLA, 1976
- 12 Steve Burks vs. California, 1/16/82
- 12 Alvin Vaughn vs. Duke (Pullman), 3/18/84
- 11 Rafael Stone vs. Oregon, 1970
- 11 Rafael Stone vs. Utah State, 12/13/69
- 11 Chester Dorsey vs. Bradley, 12/28/74
- 11 Alvin Vaughn at Alaska-Anchorage, 11/26/82
- 11 Alvin Vaughn at St. Mary's, 12/11/82
- 11 Detlef Schrempf at Hawaii, 12/28/84
- 11 Eldridge Recasner vs. Miami (Ohio), 12/28/89
- 11 Prentiss Perkins at Arizona State, 1/16/93
- 11 Senque Carey vs. UCLA, 1/6/00
- 11 Justin Dentmon vs. Southern Utah, 12/4/06
- 10 Rafael Stone vs. Stanford, 1970
- 10 Rafael Stone vs. Northwestern (Tempe), 12/19/69
- 10 Chester Dorsey vs. Stanford, 1975
- 10 Bob Fronk at Arizona State, 2/9/81
- 10 Alvin Vaughn vs. Midwestern State, 12/18/82
- 10 Michael McClain at Arizona, 3/3/94
- 10 Michael McClain at Arizona State, 2/2/95
- 10 Jason Hamilton at Idaho, 12/6/95
- 10 Chris Thompson vs. Washington St., 2/15/97
- 10 Donald Watts at Arizona, 1/9/99
- 10 Senque Carey at Alaska Anchorage, 11/24/99
- 10 Will Conroy vs. USC, 2/3/05
- 10 Will Conroy vs. Pacific (NCAA), 3/19/05



Bill Hanson scored 40 points against Cal in 1962.



Rafael Stone handed out 16 assists at Cal in 1970.

2009-10 (26-10, 11-7Pac-10) – NCAA

F — Matthew Bryan-Amaning, 8.8, 5.9
 F — Justin Holiday, 5.9, 4.5
 G — Quincy Pondexter, 19.3, 7.4
 G — Abdul Gaddy, 3.9, 1.4
 G — Isaiah Thomas, 16.9, 3.9
 6th — Venoy Overton, 8.5, 2.9

2008-09 (26-9, 14-4 Pac-10) – NCAA

F — Jon Brockman, 14.9, 11.5
 F — Darnell Gant, 3.1, 3.3
 G — Quincy Pondexter, 12.1, 5.9
 G — Justin Dentmon, 14.4, 2.7
 G — Isaiah Thomas, 15.5, 3.0
 6th — Venoy Overton, 5.8, 2.1

2007-08 (16-17, 7-11 Pac-10) – CBI

F — Jon Brockman, 17.8, 11.6
 F — Artem Wallace, 3.2, 2.7
 G — Tim Morris, 7.2, 3.6
 G — Ryan Appleby, 11.2, 1.2
 G — Venoy Overton, 4.9, 1.9
 6th — Justin Dentmon, 9.8, 2.3

2006-07 (19-14, 8-10 Pac-10)

F — Jon Brockman, 14.2, 9.6
 F — Quincy Pondexter, 10.7, 4.0
 F — Spencer Hawes, 14.9, 6.4
 G — Ryan Appleby, 10.5, 1.9
 G — Justin Dentmon, 10.1, 4.0
 6th — Adrian Oliver, 4.7, 3.1

2005-06 (26-7, 13-5 Pac-10) – NCAA

F — Jamaal Williams, 13.8, 4.7
 F — Bobby Jones, 10.4, 4.9
 F — Jon Brockman, 8.4, 6.5
 G — Brandon Roy, 20.2, 5.6
 G — Justin Dentmon, 8.3, 3.5
 6th — Ryan Appleby, 7.9, 1.4

2004-05 (29-6, 14-4 Pac-10) – NCAA

F — Mike Jensen, 6.3, 4.1
 F — Bobby Jones, 11.2, 5.6
 G — Tre Simmons, 16.0, 4.8
 G — Will Conroy, 9.4, 3.3
 G — Nate Robinson, 16.4, 3.9
 6th — Brandon Roy, 12.8, 5.0

2003-04 (19-12, 12-6 Pac-10) – NCAA

F — Mike Jensen, 7.6, 4.5
 F — Bobby Jones, 11.2, 4.9
 G — Brandon Roy, 12.9, 5.3
 G — Will Conroy, 12.3, 2.6
 G — Nate Robinson, 13.2, 3.9
 6th — Tre Simmons, 10.8, 3.4

2002-03 (10-17, 5-13 Pac-10)

F — Doug Wrenn, 12.4, 5.8
 F — Bobby Jones, 5.7, 4.1
 F — Mike Jensen, 5.9, 3.9
 G — Will Conroy, 12.7, 3.6
 G — Nate Robinson, 13.0, 3.9
 6th — Curtis Allen, 9.7, 1.6

2001-02 (11-18, 5-13 Pac-10)

F — Doug Wrenn, 19.5, 6.4
 F — Grant Leep, 7.8, 4.1
 C — David Dixon, 8.4, 7.6
 G — Curtis Allen, 12.0, 2.2
 G — Erroll Knight, 7.1, 2.6
 6th — C.J. Massingale, 5.7, 3.3

2000-01 (10-20, 4-14 Pac-10)

F — Will Perkins, 12.8, 7.2
 F — Thalo Green, 10.9, 5.0
 C — David Dixon, 4.7, 3.2
 G — Curtis Allen, 7.0, 2.0
 G — Michael Johnson, 8.9, 2.7
 6th — Greg Clark, 5.5, 2.2

1999-2000 (10-20, 5-13 Pac-10)

F — Chris Walcott, 9.2, 4.4
 F — Will Perkins, 7.8, 5.9
 G — Deon Luton, 15.1, 3.4
 G — Senque Carey, 10.4, 4.0
 G — Michael Johnson, 9.9, 3.6
 6th — Thalo Green, 6.3, 4.9

1998-99 (17-12, 10-8 Pac-10) – NCAA

F — Thalo Green, 3.7, 2.2
 C — Todd MacCulloch, 18.7, 11.9
 G — Deon Luton, 14.3, 2.1
 G — Donald Watts, 13.1, 3.7
 G — Senque Carey, 8.7, 3.1
 6th — Chris Walcott, 5.5, 2.9

1997-98 (20-10, 11-7 Pac-10) – NCAA

F — Patrick Femerling, 5.7, 6.1
 C — Todd MacCulloch, 18.6, 9.7
 G — Deon Luton, 15.4, 2.3
 G — Donald Watts, 16.9, 3.9
 G — Jan Wooten, 5.6, 2.4
 6th — Thalo Green, 5.3, 2.5

1996-97 (17-11, 10-8 Pac-10) – NIT

F — Mark Sanford, 17.0, 8.0
 C — Todd MacCulloch, 14.2, 7.3
 G — Jamie Booker, 13.3, 4.9
 G — Donald Watts, 8.9, 3.4
 G — Jan Wooten, 5.8, 1.8
 6th — Patrick Femerling, 5.6, 4.5

1995-96 (16-12, 9-9 Pac-10) – NIT

F — Mark Sanford, 16.5, 6.1
 C — Todd MacCulloch, 8.8, 4.8
 G — Jamie Booker, 6.6, 4.3
 G — Bryant Boston, 12.7, 3.0
 G — Jason Hamilton, 7.9, 3.3
 6th — Jason Hartman, 7.1, 3.3

1994-95 (9-18, 5-13 Pac-10)

F — Mark Sanford, 14.5, 5.7
 F — Jamie Booker, 6.8, 3.9
 C — David Hawken, 4.4, 4.6
 G — Bryant Boston, 14.7, 3.2
 G — Jason Hamilton, 7.4, 2.8
 6th — Mike Amos, 9.2, 4.6

1993-94 (5-22, 3-15 Pac-10)

F — Amir Rashad, 11.4, 5.9
 F — Scott Didrickson, 8.5, 3.9
 C — Maurice Woods, 12.4, 5.4
 G — Jason Tyrus, 6.3, 2.2
 G — Michael McClain, 5.6, 2.4
 6th — Sam Allen, 7.1, 3.6

1992-93 (13-14, 7-11 Pac-10)

F — Mark Pope, 12.2, 8.0
 F — Chandler Nairn, 7.4, 2.7
 C — Richard Manning, 17.9, 8.4
 G — Bryant Boston, 6.1, 1.8
 G — Prentiss Perkins, 10.4, 3.1
 6th — Martin Keane, 6.3, 4.6

1991-92 (12-17, 5-13 Pac-10)

F — Mark Pope, 10.3, 8.1
 F — Doug Meekins, 10.4, 4.5
 C — Richard Manning, 16.8, 6.1
 G — Bryant Boston, 5.5, 1.9
 G — Brett Pagett, 4.3, 2.5
 6th — Chandler Nairn, 6.9, 2.5

1990-91 (14-14, 5-13 Pac-10)

F — Doug Meekins, 16.1, 6.5
 F — Dion Brown, 15.5, 7.9
 F — Mike Hayward, 8.5, 4.1
 G — Brent Merritt, 13.0, 4.3
 G — James French, 4.3, 1.3
 6th — Amir Rashad, 4.1, 2.1

1989-90 (11-17, 5-13 Pac-10)

F — Dion Brown, 11.3, 6.6
 F — Mike Hayward, 5.2, 2.8
 C — Mark West, 8.1, 5.2
 G — Brent Merritt, 6.7, 2.6
 G — Eldridge Recasner, 16.2, 3.9
 6th — Doug Meekins, 10.4, 6.2

1988-89 (12-16, 8-10 Pac-10)

F — Dion Brown, 10.9, 5.1
 F — Mike Hayward, 9.6, 4.1
 C — Mark West, 13.0, 6.5
 G — Jeff Sanor, 8.1, 2.3
 G — Eldridge Recasner, 18.1, 3.4
 6th — Todd Lautenbach, 7.7, 3.5

1987-88 (10-19, 5-13 Pac-10)

F — Mike Hayward, 14.0, 5.0
 C — Mark West, 14.0, 6.8
 G — Troy Morrell, 5.3, 1.5
 G — Jeff Sanor, 8.4, 3.6
 G — Eldridge Recasner, 17.0, 3.8
 6th — Todd Lautenbach, 4.6, 2.7

1986-87 (20-15, 10-8 Pac-10) – NIT

F — Kevin Vidato, 4.6, 2.9
 F — Phil Zevenbergen, 15.9, 8.9
 C — Christian Welp, 20.8, 9.0
 G — Greg Hill, 12.6, 2.1
 G — Eldridge Recasner, 8.4, 3.1
 6th — Al Moscatel, 4.0, 2.1

1985-86 (19-12, 13-5 Pac-10) – NCAA

F — Shag Williams, 9.9, 7.2
 F — Paul Fortier, 14.8, 7.2
 C — Christian Welp, 19.4, 8.5
 G — Greg Hill, 11.2, 1.9
 G — Clay Damon, 5.1, 1.6
 6th — Al Moscatel, 6.6, 2.7

1984-85 (22-10, 13-5 Pac-10) – NCAA

F — Detlef Schrempf, 15.8, 8.0
 F — Paul Fortier, 13.2, 6.4
 C — Christian Welp, 13.0, 7.0
 G — Shag Williams, 5.2, 2.8
 G — Clay Damon, 8.9, 1.9
 6th — Gary Gardner, 3.8, 2.5

1983-84 (24-7, 15-3 Pac-10) – NCAA

F — Detlef Schrempf, 16.8, 7.4
 F — Paul Fortier, 9.1, 4.5
 C — Christian Welp, 10.6, 6.2
 G — Shag Williams, 6.1, 3.4
 G — Alvin Vaughn, 7.6, 1.7
 6th — Reggie Rogers, 4.9, 4.0

1982-83 (16-15, 7-11 Pac-10)

F — Darrell Tanner, 12.5, 7.2
 F — Reggie Rogers, 8.4, 5.3
 F — Detlef Schrempf, 10.6, 6.8
 G — Brad Watson, 15.1, 3.5
 G — Alvin Vaughn, 8.9, 2.9
 6th — Paul Fortier, 7.1, 4.9

1981-82 (19-10, 11-7 Pac-10) – NIT

F — Dan Caldwell, 13.6, 6.9
 F — Brad Watson, 10.5, 4.7
 C — Kenny Lyles, 12.9, 5.7
 G — Steve Jackson, 6.0, 3.0
 G — Steve Burks, 12.7, 2.7
 6th — Alvin Vaughn, 4.8, 1.3

1980-81 (14-13, 8-10 Pac-10)

F — Dan Caldwell, 11.7, 7.9
 F — Andra Griffin, 19.4, 5.7
 C — Kenny Lyles, 9.0, 7.2
 G — Don Vaughn, 6.6, 1.8
 G — Bob Fronk, 16.7, 2.1
 6th — Steve Burks, 4.7, 1.3

1979-80 (18-10, 9-9 Pac-10) – NIT

F — Stan Walker, 11.6, 5.6
 F — Andra Griffin, 10.9, 4.1
 G — Don Vaughn, 7.4, 1.8
 G — Lorenzo Romar, 9.3, 1.9
 G — Bob Fronk, 11.0, 1.7
 6th — Petur Gudmundsson, 6.3, 5.6

1978-79 (11-16, 6-12 Pac-10)

F — Stan Walker, 12.6, 5.3
 F — Andra Griffin, 11.5, 4.9
 C — Petur Gudmundsson, 10.1, 4.8
 G — Don Vaughn, 7.4, 1.3
 G — Lorenzo Romar, 6.0, 1.4
 6th — James Woods, 8.1, 7.3

ALL-TIME STARTING LINE-UPS

1977-78 (14-13, 6-8 Pac-8)

F — Stan Walker, 10.3, 5.3
 F — Andra Griffin, 6.5, 2.7
 C — James Woods, 8.7, 8.1
 G — Mike Neill, 11.5, 2.2
 G — Bob Fronk, 4.7, 1.1
 6th — Kim Stewart, 14.7, 8.9

1976-77 (17-10, 8-6 Pac-8)

F — Stan Walker, 8.7, 4.2
 F — Kim Stewart, 13.4, 9.3
 C — James Edwards, 20.9, 10.4
 G — Mike Neill, 8.8, 2.6
 G — Chester Dorsey, 9.0, 2.0
 6th — Steve Matzen, 3.9, 1.2

1975-76 (23-5, 10-4 Pac-8) — NCAA

F — Lars Hansen, 14.2, 7.5
 F — Kim Stewart, 9.1, 6.3
 C — James Edwards, 17.6, 7.1
 G — Clarence Ramsey, 15.8, 2.9
 G — Chester Dorsey, 5.8, 2.4
 6th — Ken Lombard, 5.5, 3.4

1974-75 (16-10, 6-8 Pac-8)

F — Larry Jackson, 12.8, 6.1
 F — Larry Pounds, 11.4, 6.5
 C — James Edwards, 12.3, 7.5
 G — Clarence Ramsey, 17.8, 4.5
 G — Chester Dorsey, 4.9, 2.5
 6th — Lars Hansen, 10.3, 6.2

1973-74 (16-10, 7-7 Pac-8)

F — Ray Price, 14.5, 6.8
 F — Larry Pounds, 16.7, 9.2
 C — James Edwards, 6.8, 4.6
 G — Clarence Ramsey, 16.1, 4.0
 G — Ron Williams, 6.3, 2.5
 6th — Lars Hansen, 6.8, 5.8

1972-73 (18-11, 6-8 Pac-8)

F — Ray Price, 15.6, 9.1
 F — Reggie Ball, 10.9, 7.8
 C — Lars Hansen, 7.1, 5.4
 G — Louie Nelson, 23.0, 4.0
 G — Ron Williams, 8.0, 3.1
 6th — Jeff Hawes, 3.8, 3.4

1971-72 (20-6, 10-4 Pac-8)

F — Ray Price, 9.1, 4.7
 F — Reggie Ball, 9.2, 6.5
 C — Steve Hawes, 21.0, 14.0
 G — Charles Dudley, 16.5, 4.6
 G — Louie Nelson, 15.1, 3.8
 6th — Paul Tillman, 5.6, 3.7

1970-71 (15-13, 6-8 Pac-8)

F — Paul Tillman, 6.8, 4.0
 F — Reggie Ball, 8.6, 7.0
 C — Steve Hawes, 20.8, 14.8
 G — Charles Dudley, 7.1, 2.1
 G — Louie Nelson, 15.9, 4.4
 6th — Dave Willenborg, 8.8, 2.4

1969-70 (17-9, 7-7 Pac-8)

F — George Irvine, 20.0, 6.7
 F — Pat Woolcock, 8.4, 4.3
 C — Steve Hawes, 20.2, 10.2
 G — Dave Willenborg, 8.6, 3.4
 G — Rafael Stone, 6.4, 2.9
 6th — Jay Bond, 6.1, 4.7

1968-69 (13-13, 6-8 Pac-8)

F — George Irvine, 15.6, 7.5
 F — Pat Woolcock, 9.0, 4.8
 C — Jay Bond, 13.4, 7.1
 G — Dave Willenborg, 6.0, 2.3
 G — Rafael Stone, 6.6, 2.4
 6th — Dave West, 6.2, 1.0

1967-68 (12-14, 4-10 Pac-8)

F — George Irvine, 15.0, 7.6
 F — Dave Carr, 20.0, 7.6
 C — Jay Bond, 12.3, 7.5
 G — Dave West, 8.1, 2.3
 G — Rafael Stone, 5.2, 2.9
 6th — Pat Woolcock, 5.9, 3.2

1966-67 (13-12, 6-8 Pac-8)

F — Dave Hovde, 10.2, 9.6
 F — Dave Carr, 14.8, 7.5
 C — Gordy Harris, 16.8, 8.3
 G — Rick Slettedahl, 7.9, 2.5
 G — Gary Ostenson, 8.5, 2.0
 6th — Doug Westlake, 6.6, 1.7

1965-66 (10-15, 4-10 Pac-8)

F — Dave Hovde, 10.4, 8.9
 F — Bruce Brickner, 8.2, 7.3
 C — Gordy Harris, 17.4, 7.9
 G — Doug Westlake, 8.8, 3.4
 G — Steve Olsen, 10.8, 3.4
 6th — Dave Carr, 7.5, 4.6

1964-65 (10-16, 5-9 Big 6)

F — Lynn Nance, 17.5, 9.4
 F — Jim Hermann, 6.6, 3.1
 C — Gordy Harris, 8.0, 8.3
 G — Bruce Brickner, 8.9, 7.0
 G — Steve Olsen, 10.5, 3.0
 6th — Bob Johnson, 6.6, 4.8

1963-64 (9-17, 5-10 Big 6)

F — Lynn Nance, 9.1, 4.9
 F — Steve Wilson, 9.4, 4.9
 C — Clint Peeples, 12.1, 7.7
 G — Henry Mathwes, 5.4, n/a
 G — Bob Flowers, 3.7, n/a
 6th — Bruce Brickner, 6.9, 5.0

1962-63 (13-13, 6-6 Big 6)

F — Ed Corell, 14.1, 10.3
 F — Steve Wilson, 9.7, 7.5
 C — Dale Easley, 15.2, 8.4
 G — Charlie Hart, 6.6, 3.0
 G — Larry Sharp, 2.3, 1.3
 6th — Clint Peeples, 3.8, 2.7

1961-62 (16-10, 5-7 Big 5)

F — Ed Corell, 11.9, 11.4
 F — Roger Niva, 10.0, 6.0
 C — Bill Hanson, 20.8, 9.6
 G — Keith Brown, 6.7, 4.3
 G — Dick Reiten, 6.0, 1.4
 6th — Dale Easley, 4.2, 2.6

1960-61 (13-13, 6-6 Big 5)

F — Ed Corell, 7.6, 7.8
 F — Roger Niva, 9.2, 5.9
 C — Bill Hanson, 16.3, 6.8
 G — Clint Names, 12.2, 4.3
 G — Lyle Bakken, 4.0, 2.3
 6th — Earle Irvine, 5.6, 3.3

1959-60 (15-13, 2-9 Big 5)

F — Roger Niva, 9.1, 6.4
 F — Lyle Bakken, 6.6, 4.3
 C — Bill Hanson, 16.4, 8.1
 G — Clint Names, 11.6, 4.2
 G — George Grant, 7.6, 3.4
 6th — Al Murphy, 4.4, 3.0

1958-59 (18-8, 11-5 PCC)

F — Bruno Boin, 15.2, 11.6
 F — Earle Irvine, 9.3, 5.3
 C — Doug Smart, 17.6, 14.3
 G — John Pariseau, 6.9, 1.8
 G — Al Murphy, 3.8, 3.9
 6th — George Grant, 5.5, 2.4

1957-58 (8-18, 5-11 PCC)

F — Earle Irvine, 6.9, 5.8
 F — Bill Stady, 5.6, 4.2
 C — Doug Smart, 20.3, 13.4
 G — Al Murphy, 5.7, 5.6
 G — Dick Crews, 5.0, 3.2
 6th — Ron Crowe, 3.4, 1.2

1956-57 (17-9, 13-3 PCC)

F — Doug Smart, 19.0, 7.9
 F — Bill Stady, 6.1, 5.3
 C — Bruno Boin, 18.9, 7.4
 G — Don Sunitsch, 4.3, 1.9
 G — Don Dorland, 4.6, 1.8
 6th — Dick Crews, 3.2, 2.7

1955-56 (15-11, 11-5 PCC)

F — Jim Coshow, 12.0, 7.0
 F — Ron Olsen, 4.3, 5.0
 C — Bruno Boin, 17.2, 9.5
 G — Doyle Perkins, 10.2, 3.6
 G — Ron Patnoe, 7.3, 2.4
 6th — John Tuft, 5.0, 2.5

1954-55 (13-12, 7-9 PCC)

F — Karl Voegtlin, 9.2, 5.5
 F — Ron Olsen, 6.2, 5.3
 C — Dean Parsons, 19.2, 7.9
 G — Doyle Perkins, 9.3, 3.1
 G — Jerry Johnson, 4.2, 3.1
 6th — Jim Coshow, 8.3, 7.9

1953-54 (8-18, 7-9 PCC)

F — Karl Voegtlin, 9.2, 4.8
 F — Don Tripp, 10.3, 4.1
 C — Dean Parsons, 16.5, 7.0
 G — Doyle Perkins, 7.0, 2.1
 G — Jerry Johnson, 4.5, 3.7
 6th — Jim Coshow, 6.5, 5.7

1952-53 (28-3, 15-1 PCC) — NCAA

F — Mike McCutchen, 9.8, 6.2
 F — Doug McClary, 7.0, 10.5
 C — Bob Houbregs, 25.6, 11.5
 G — Joe Cipriano, 12.8, 3.0
 G — Charlie Koon, 7.8, 3.7
 6th — Dean Parsons, 4.7, 5.0

1951-52 (25-6, 14-2 PCC)

F — Frank Guisness, 12.2, n/a
 F — Duane Enochs, 5.8, n/a
 C — Bob Houbregs, 18.6, n/a
 G — Joe Cipriano, 9.1, n/a
 G — Mike McCutchen, 7.5, n/a
 6th — Doug McClary, 5.4, n/a

UW Victories By-the-Numbers

| Victory | Year | Opponent, Score | UW Coach | Site |
|---------|------|------------------------------|-----------------|-------------|
| 1 | 1896 | Seattle YMCA (Unknown) | no coach | Seattle |
| 50 | 1911 | Whitman (29-20) | Warner Williams | Corvallis |
| 100 | 1915 | Oregon (32-15) | Anthony Savage | Seattle |
| 150 | 1921 | Washington State (26-24) | Hec Edmundson | Pullman |
| 200 | 1925 | Christian Church (39-13) | Hec Edmundson | Seattle |
| 250 | 1928 | Idaho (27-19) | Hec Edmundson | Seattle |
| 300 | 1931 | de Neff's Oregonians (63-14) | Hec Edmundson | Seattle |
| 350 | 1933 | Meiji-Japan (88-26) | Hec Edmundson | Seattle |
| 400 | 1935 | Oregon (39-27) | Hec Edmundson | Seattle |
| 450 | 1938 | Idaho (38-28) | Hec Edmundson | Seattle |
| 500 | 1941 | Western Washington (58-37) | Hec Edmundson | Bellingham |
| 550 | 1943 | USC (52-45) | Hec Edmundson | Seattle |
| 600 | 1946 | British Columbia (69-66) | Hec Edmundson | Victoria |
| 650 | 1949 | Sand Point NAS (79-34) | Art McLarney | Seattle |
| 700 | 1951 | BYU (80-67) | Tippy Dye | Kansas City |
| 750 | 1956 | Baylor (71-62) | Tippy Dye | Moscow |
| 800 | 1959 | Oregon (79-60) | Tippy Dye | Seattle |
| 850 | 1962 | Idaho (55-54) | John Grayson | Seattle |
| 900 | 1967 | Montana (95-79) | Mac Duckworth | Seattle |
| 950 | 1971 | Navy (80-69) | Tex Winter | Palo Alto |
| 1000 | 1974 | Montana State (107-76) | Marv Harshman | Seattle |
| 1050 | 1976 | USC (91-79) | Marv Harshman | Seattle |
| 1100 | 1980 | Gonzaga (63-59) | Marv Harshman | Seattle |
| 1150 | 1983 | Gonzaga (49-48) | Marv Harshman | Seattle |
| 1200 | 1985 | Oregon (88-62) | Marv Harshman | Seattle |
| 1250 | 1988 | Portland (73-63) | Andy Russo | Seattle |
| 1300 | 1992 | Jacksonville (65-63) | Lynn Nance | Seattle |
| 1350 | 1996 | Oregon State (50-40) | Bob Bender | Seattle |
| 1400 | 1999 | USC (85-83) | Bob Bender | Seattle |
| 1450 | 2004 | Oregon State (103-99 ot) | Lorenzo Romar | Corvallis |
| 1500 | 2006 | New Mexico (81-71) | Lorenzo Romar | Anaheim |
| 1550 | 2008 | UCLA (71-61) | Lorenzo Romar | Seattle |
| 1600 | 2010 | San Franisca (86-71) | Lorenzo Romar | Seattle |

Washington's 100-Point Games (38)

| Score | Opponent | Site | Date |
|-------------|--------------------|-----------|---------------|
| 130-67 | Chico State | Seattle | Dec. 1, 1992 |
| 123-76 | Seattle U | Hec Ed | Jan. 26, 2010 |
| 117-90 | Grambling | Seattle | Dec. 27, 1974 |
| 115-80 | Portland | Seattle | Nov. 24, 1990 |
| 114-94 | LaSalle | San Diego | Dec. 29, 1976 |
| 114-53 | Sacred Heart | Seattle | Dec. 22, 2004 |
| 113-79 | Montana State | Seattle | Dec. 12, 1975 |
| 111-52 | Hawaii | Seattle | Jan. 28, 1966 |
| 111-55 | Portland State | Seattle | Nov. 15, 2009 |
| 110-80 | Lewis-Clark | Seattle | Dec. 4, 1980 |
| 110-76 | Boise State | Seattle | Dec. 6, 1974 |
| 110-63 | Houston | Seattle | Dec. 24, 2004 |
| 108-68 | Oregon State | Seattle | Jan. 15, 2005 |
| 107-76 | Montana State | Seattle | Nov. 30, 1973 |
| 106-75 | Seattle University | Seattle | Jan. 3, 1976 |
| 106-73 | California | Berkeley | Mar. 3, 2005 |
| 105-58 | Idaho | Seattle | Dec. 2, 1969 |
| 105-84 | USC | Seattle | Mar. 2, 1956 |
| 105-73 | Portland State | Seattle | Dec. 16, 2006 |
| 104-91 | Eastern Washington | Seattle | Nov. 29, 2003 |
| 103-70 | Washington State | Pullman | Feb. 1, 1975 |
| 103-81 | UCLA | Seattle | Feb. 22, 1975 |
| 103-99 (ot) | Oregon State | Corvallis | Jan. 17, 2004 |
| 102-91 | Oregon | Seattle | Jan. 22, 1981 |

| | | | |
|---------|--------------------|-------------|---------------|
| 102-68 | Wichita State | Wichita | Dec. 15, 1972 |
| 102-74 | Nicholls State | Seattle | Nov. 13, 2006 |
| 101-85 | Portland State | Seattle | Dec. 3, 1971 |
| 101-86 | USC | Los Angeles | Jan. 29, 1998 |
| 100-75 | Dartmouth | Portland | Dec. 29, 1971 |
| 100-80 | Michigan | Portland | Dec. 30, 1971 |
| 100-7 | Coll. Puget Sound | Seattle | Jan. 4, 1921 |
| 100-102 | UAB | Columbus | Mar. 19, 2004 |
| 100-93 | Loyola Marymount | Los Angeles | Dec. 12, 2004 |
| 118-51 | Morgan State | Seattle | Nov. 13, 2005 |
| 112-65 | Loyola Marymount | Seattle | Nov. 25, 2005 |
| 103-84 | Oregon | Seattle | Feb. 14, 2009 |
| 111-55 | Portland State | Seattle | Nov. 15, 2009 |
| 123-76 | Seattle University | Seattle | Jan. 26, 2010 |

Opponents' 100-Point Games (21)

| Score | Opponent | Site | Date |
|---------|---------------|-------------|---------------|
| 120-90 | Arizona State | Tempe | Dec. 22, 1988 |
| 116-61 | Arizona | Tucson | Dec. 20, 1988 |
| 112-81 | Arizona | Tucson | Feb. 5, 1998 |
| 110-71 | Arizona | Seattle | Dec. 20, 1987 |
| 110-91 | Arizona | Seattle | Jan. 10, 1998 |
| 109-70 | UCLA | Los Angeles | Feb. 12, 1972 |
| 106-66 | Oregon State | Seattle | Feb. 18, 1989 |
| 106-69 | USC | Los Angeles | Feb. 25, 1967 |
| 105-94 | UCLA | Los Angeles | Jan. 31, 1998 |
| 105-60 | Stanford | Palo Alto | Jan. 19, 2002 |
| 104-64 | UCLA | Los Angeles | Feb. 18, 1978 |
| 104-83 | Texas | Austin | Nov. 20, 1991 |
| 103-82 | Arizona | Tucson | Mar. 2, 1997 |
| 102-100 | UAB | Columbus | Mar. 19, 2004 |
| 101-76 | Oregon | Eugene | Mar. 5, 1971 |
| 101-85 | UCLA | Los Angeles | Feb. 14, 1970 |
| 101-78 | UCLA | Los Angeles | Feb. 23, 1989 |
| 100-48 | UCLA | Seattle | Jan. 5, 1974 |
| 100-83 | UCLA | Seattle | Feb. 19, 1972 |
| 100-71 | UCLA | Los Angeles | Feb. 12, 1966 |
| 106-97 | Arizona | Tucson | Jan. 29, 2009 |



Lorenzo Romar's team earned the 1,550th win in school history against UCLA in 2008.

FRESHMAN RECORDS

Points

| No. | Player | Year | Pts. | Avg. |
|-----|-------------------|------|------|------|
| 1. | Isaiah Thomas | 2009 | 541 | 15.5 |
| 2. | Spencer Hawes | 2007 | 461 | 14.9 |
| 3. | Mike Hayward | 1988 | 406 | 14.0 |
| 4. | Mark Sanford | 1995 | 378 | 14.5 |
| 5. | Quincy Pondexter | 2007 | 342 | 10.7 |
| 6. | Chris Welp | 1984 | 328 | 16.8 |
| 7. | Mark Pope | 1992 | 300 | 10.3 |
| | Nate Robinson | 2003 | 300 | 13.0 |
| 9. | Eldridge Recasner | 1987 | 294 | 8.4 |
| 10. | Jon Brockman | 2005 | 278 | 8.4 |

Rebounds

| No. | Player | Year | Reb. | Avg. |
|-----|-------------------|------|------|------|
| 1. | Mark Pope | 1992 | 234 | 8.1 |
| 2. | Jon Brockman | 2005 | 215 | 6.5 |
| 3. | Chris Welp | 1984 | 192 | 6.2 |
| 4. | Todd MacCulloch | 1996 | 134 | 4.8 |
| 5. | Reggie Rogers | 1983 | 163 | 5.3 |
| 6. | Mark Sanford | 1995 | 149 | 5.7 |
| 7. | Mike Hayward | 1988 | 145 | 5.0 |
| 8. | Paul Fortier | 1983 | 141 | 4.9 |
| 9. | Eldridge Recasner | 1987 | 131 | 3.7 |
| 10. | Quincy Pondexter | 2007 | 128 | 4.0 |

Field Goal Percentage

(minimum 50 attempts)

| No. | Player | Year | Pct. | Fg-Att. |
|-----|--------------------|------|------|---------|
| 1. | Todd MacCulloch | 1996 | .675 | 104-154 |
| 2. | Mark Pope | 1992 | .579 | 110-190 |
| 3. | Chris Welp | 1984 | .570 | 135-237 |
| 4. | Anthony Washington | 2003 | .556 | 40-72 |
| 5. | Mike Neill | 1976 | .545 | 61-112 |
| 6. | Thalo Green | 1998 | .536 | 67-125 |
| 7. | Jon Brockman | 2005 | .518 | 116-224 |
| 8. | Todd Lautenbach | 1988 | .515 | 52-101 |
| 9. | Ron Caldwell | 1987 | .511 | 46-90 |
| 10. | Lars Hansen | 1973 | .508 | 63-124 |
| | Joel Smith | 2005 | .508 | 60-118 |

Free Throw Percentage (min. 25 attempts)

| No. | Player | Year | Pct. | Ft-Att. |
|-----|--------------------|------|------|---------|
| 1. | Don Vaughn | 1978 | .897 | 52-58 |
| 2. | Steve Matzen | 1977 | .889 | 32-36 |
| 3. | Bob Fronk | 1978 | .883 | 35-42 |
| 4. | Quentin Youngblood | 1990 | .821 | 23-28 |
| 5. | Justin Dentmon | 2005 | .814 | 96-118 |
| 6. | Mike Hayward | 1988 | .807 | 113-140 |
| 7. | Mark Pope | 1992 | .804 | 74-92 |
| 8. | Chester Dorsey | 1974 | .800 | 60-74 |
| 9. | Dan Dickau | 1998 | .795 | 31-39 |
| 10. | Adrian Oliver | 2007 | .771 | 27-35 |

Minutes

| No. | Player | Year | Min. | Avg. |
|-----|-------------------|------|-------|------|
| 1. | Eldridge Recasner | 1987 | 1,124 | 32.1 |
| 2. | Isaiah Thomas | 2009 | 993 | 28.4 |
| 3. | Chris Welp | 1984 | 947 | 30.5 |
| 4. | Justin Dentmon | 2005 | 913 | 27.7 |
| 5. | Mike Hayward | 1988 | 895 | 30.9 |
| 6. | Mark Pope | 1992 | 877 | 30.2 |
| 7. | Jon Brockman | 2005 | 794 | 24.1 |
| 8. | Reggie Rogers | 1983 | 770 | 24.8 |
| 9. | Quincy Pondexter | 2007 | 764 | 23.9 |
| 10. | Senque Carey | 1999 | 741 | 25.6 |

Assists

| No. | Player | Year | Ast. | Avg. |
|-----|-------------------|------|------|------|
| 1. | Justin Dentmon | 2005 | 124 | 3.8 |
| 2. | Venoy Overton | 2008 | 107 | 3.2 |
| 3. | Eldridge Recasner | 1987 | 103 | 2.9 |
| 4. | Senque Carey | 1999 | 94 | 3.2 |
| 5. | Isaiah Thomas | 2009 | 91 | 2.6 |
| 6. | James French | 1991 | 88 | 3.1 |
| 7. | Abdul Gaddy | 2010 | 81 | 2.3 |
| 8. | Adrian Oliver | 2007 | 71 | 2.2 |
| 9. | Curtis Allen | 2001 | 65 | 2.2 |
| 10. | Mike Hayward | 1988 | 59 | 2.0 |

Steals

| No. | Player | Year | Stl. | Avg. |
|-----|-------------------|------|------|------|
| 1. | Justin Dentmon | 2005 | 52 | 1.58 |
| 2. | Venoy Overton | 2008 | 45 | 1.36 |
| 3. | Isaiah Thomas | 2009 | 38 | 1.09 |
| 4. | Jon Brockman | 2005 | 35 | 1.06 |
| 5. | Eldridge Recasner | 1987 | 31 | 0.89 |
| | James French | 1991 | 31 | 1.11 |
| 7. | Curtis Allen | 2001 | 29 | 1.00 |
| 8. | Reggie Rogers | 1983 | 28 | 0.90 |
| 9. | Nate Robinson | 2003 | 26 | 1.13 |
| | Jamie Booker | 1994 | 26 | 1.00 |
| | Mark Sanford | 1995 | 26 | 1.00 |

Blocks

| No. | Player | Year | Blk. | Avg. |
|-----|------------------|------|------|------|
| 1. | Spencer Hawes | 2007 | 54 | 1.74 |
| 2. | Todd MacCulloch | 1996 | 32 | 1.14 |
| 3. | Jeffrey Day | 2002 | 30 | 1.07 |
| 4. | Chris Welp | 1984 | 28 | 0.90 |
| 5. | Tyreese Breshers | 2010 | 26 | 0.76 |
| 6. | Petur Gudmundson | 1978 | 24 | 0.92 |
| 7. | Reggie Rogers | 1983 | 21 | 0.68 |
| 8. | Mark Sanford | 1995 | 18 | 0.69 |
| | M. Bryan-Amaning | 2008 | 18 | 0.54 |
| 10. | Mark Pope | 1992 | 17 | 0.59 |

Opponent High Games

Points

| No | Player | School | Date | Pts. |
|----|------------------|----------------|----------|------|
| 1. | John Block | USC | 2/11/66 | 45 |
| 2. | Wally Szczerbiak | Miami (Ohio) | 3/12/99 | 43 |
| | Adam Morrison | Gonzaga | 12/4/05 | 43 |
| 4. | John Green | UCLA | 2/27/60 | 38 |
| | Lew Alcindor | UCLA | 1/6/68 | 38 |
| | Stuart House | Washington St. | 1/5/80 | 38 |
| | Steve Johnson | Oregon State | 1/24/81 | 38 |
| 8. | Lew Alcindor | UCLA | 2/24/67 | 37 |
| | Brian Jackson | Utah State | 12/20/80 | 37 |
| | Craig Ehlo | Washington St. | 3/12/83 | 37 |
| | Mario Bennett | Arizona State | 3/2/95 | 37 |
| | Salim Stoudamire | Arizona | 3/12/05 | 37 |

Rebounds

| No | Player | School | Date | Reb |
|----|-----------------|--------------|----------|-----|
| 1. | Mel Counts | Oregon State | 12/8/62 | 25 |
| 2. | Bill Walton | UCLA | 2/12/72 | 24 |
| 3. | David Greenwood | UCLA | 1/6/78 | 23 |
| 4. | Ansley Truitt | California | 2/13/71 | 21 |
| | Bill Walton | UCLA | 2/12/73 | 21 |
| 6. | Bob Presley | California | 2/9/68 | 20 |
| | Ken Gardner | Utah | 12/29/70 | 20 |
| | Tommy Barker | Hawaii | 1/24/76 | 20 |
| | Mark McNamara | California | 1/16/82 | 20 |
| | Mark Madsen | Stanford | 2/26/00 | 20 |

Points Scored

Team 120, Arizona State, 12/22/88 (120-90)
 Individual 45, John Block, USC, 2/11/66

Field Goals Made

Team 46, Arizona, 2/5/98
 Individual 18, Adam Morrison, Gonzaga, 12/4/06 (18-29)
 18, Wally Szczerbiak, Miami (OH), 3/12/99 (18-33)

Field Goals Attempted

Team 91, UCLA, 2/12/72 (44-91)
 Individual 33, Wally Szczerbiak, Miami (OH), 3/12/99 (18-33)

Field Goals Percentage

Team .700 (42-60), Arizona, 12/20/87
 Individual (min. 10 att.) .900 (9-10), Ronnie Coleman, USC, 2/1/88
 .900 (9-10), Derrick Pope, Montana, 1/3/82
 .900 (9-10), Kiki Vandeweghe, UCLA, 1/27/79
 .900 (9-10), Kevin Bookout, Oklahoma, 11/26/04

3-point Field Goals Made (since 1987)

Team 14, Oregon, 1/23/03
 14, Oregon, 2/14/08
 Individual 7, Ryan Drew, California, 2/8/90
 7, Joe Wallace, Washington State, 2/8/87
 7, Craig McMillan, Arizona, 1/17/87
 7, Adam Spanich, USC, 1/29/98
 7, Salim Stoudamire, Arizona, 3/12/05

3-point Field Goals Attempted (since 1987)

Team 32, Oregon, 1/17/08
 Individual 14, Chamberlain Oguchi, Oregon, 3/9/06
 14, Gabe Pruitt, USC, 1/12/06
 14, Mike Redhair, Arizona State, 3/8/90
 14, Reggie Miller, UCLA, 1/29/87
 14, Adam Spanich, USC, 1/29/98

Assists

| No | Player | School | Date | Ast |
|----|-----------------|--------------|----------|-----|
| 1. | B.J. Tyler | Texas | 11/20/91 | 14 |
| 2. | Freddie Boyd | Oregon State | 3/4/72 | 13 |
| | Andre McCarter | UCLA | 1/9/75 | 13 |
| | Gary Payton | Oregon State | 2/18/89 | 13 |
| | Pooh Richardson | UCLA | 2/23/89 | 13 |

Steals

| No | Player | School | Date | Stl |
|----|-----------------|------------------|----------|-----|
| 1. | Lafayette Lever | Arizona State | 2/9/81 | 8 |
| | Jason Kidd | California | 1/28/93 | 8 |
| | Keith Higgins | Colorado | 2/22/95 | 8 |
| 4. | Lafayette Lever | Arizona State | 1/10/81 | 7 |
| | Ronn McMahon | E. Washington | 12/13/89 | 7 |
| | Roderick Taylor | Jackson State | 12/4/95 | 7 |
| | Jeff Trepagnier | Arizona State | 3/9/00 | 7 |
| | Roland Hannah | New Mexico | 1/2/00 | 7 |
| | Alvin Snow | E. Washington | 12/14/02 | 7 |
| | Alex Bausley | Sacramento State | 11/19/06 | 7 |

Blocks

| No | Player | School | Date | Blk |
|----|-----------------|----------------|----------|-----|
| 1. | Anwar Ferguson | Houston | 12/20/03 | 8 |
| 2. | Gig Sims | UCLA | 2/18/78 | 7 |
| | James Donaldson | Washington St. | 3/4/78 | 7 |
| | Kurt Nimphius | Arizona State | 3/3/79 | 7 |
| | Todd Anderson | Washington St. | 1/9/88 | 7 |
| | Jelani McCoy | UCLA | 3/7/96 | 7 |

Turnovers

| No | Player | School | Date | TO |
|----|------------------|-----------------|----------|----|
| 1. | Frank Oleynick | Seattle U. | 1/26/74 | 15 |
| 2. | Toby Bailey | UCLA | 1/6/96 | 12 |
| 3. | Marvin Roberts | Utah State | 12/7/68 | 11 |
| | Rickie Hawthorne | California | 2/15/75 | 11 |
| 5. | Levi Phillips | West Virginia | 12/27/73 | 10 |
| | Mike Davis | Bradley | 12/28/74 | 10 |
| | Cliff Robinson | USC | 1/7/78 | 10 |
| | James Donaldson | Washington St. | 1/28/78 | 10 |
| | Jherly Wilson | New Jersey Tech | 11/13/07 | 10 |

3-point Field Goal Percentage (since 1987)

Team (min. 5 att.) .857 (6-7), Oregon, 1/22/87
 (min. 10 att.) .786 (11-14), Oregon, 12/20/87
 Individual (min. 5 att.) .857 (6-7), James Davis, Oregon, 1/23/03

Free Throws Made

Team 41, Arizona, 1/29/09 (41-51)
 Individual 21, John Block, USC, 2/11/66 (21-21)

Free Throws Attempted

Team 54, Oregon, 2/10/04 (33-54)
 Individual 25, Marv Roberts, Utah State, 12/13/69 (14-25)

Free Throw Percentage

Team (min. 10 att.) .967 (29-30), USC, 1964
 Individual 1.000 (21-21), John Block, USC, 2/11/66

Rebounds

Team 66, California, 1/12/70
 Individual 25, Mel Counts, Oregon State, 12/8/62

Assists (not kept prior to 1970)

Team 39, UCLA, 2/16/73
 Individual 14, B.J. Tyler, Texas, 11/20/91

Steals (not kept prior to 1976)

Team 21, USC, 1/6/02
 Individual 8, Keith Higgins, Colorado, 2/22/95
 8, Jason Kidd, California, 1/28/93
 8, Lafayette Lever, Arizona State, 2/9/81

Blocked Shots (not kept prior to 1976)

Team 13, Arizona State, 1/9/03
 Individual 8, Anwar Ferguson, Houston, 12/20/03
 12, Michael Mann, Stanford, 1/8/72 (before official blocks kept)

Most Turnovers

Team 36, Morgan State, 11/13/05
 Individual 15, Frank Oleynick, Seattle University, 1/26/74

YEAR-BY-YEAR STATISTICS

| Year | FG % | Opp FG% | 3PT % | FT % | Rebs | Opp Reb | Reb. Diff. | Points | Opp Pts | Point Diff. | TO | OPP TO | AST | STL |
|------|-------------|-------------|-------------|-------------|-------------|-------------|--------------|-------------|-------------|---------------|-------------|-------------|-------------|-------------|
| 2010 | .454 | .421 | .336 | .720 | 37.9 | 34.3 | +3.6 | 79.2 | 70.0 | +9.2 | 12.8 | 16.1 | 14.3 | 7.3 |
| 2009 | .457 | .418 | .337 | .700 | 41.1 | 32.9 | +8.2 | 78.6 | 69.5 | +9.1 | 14.7 | 14.9 | 13.1 | 7.4 |
| 2008 | .452 | .451 | .351 | .586 | 38.1 | 32.0 | +6.1 | 73.2 | 70.8 | +2.4 | 13.8 | 15.0 | 13.9 | 6.5 |
| 2007 | .466 | .451 | .368 | .724 | 38.2 | 29.3 | + 8.9 | 76.5 | 73.0 | + 3.5 | 15.7 | 13.9 | 15.2 | 5.5 |
| 2006 | .471 | .436 | .365 | .749 | 37.3 | 31.4 | + 5.9 | 82.0 | 69.9 | + 12.1 | 14.7 | 17.9 | 16.0 | 8.3 |
| 2005 | .485 | .454 | .384 | .733 | 37.3 | 33.3 | + 4.0 | 86.5 | 74.2 | + 12.3 | 14.3 | 17.9 | 18.9 | 8.2 |
| 2004 | .466 | .465 | .353 | .713 | 35.6 | 35.8 | - 0.2 | 82.0 | 79.0 | + 3.0 | 15.2 | 17.0 | 16.2 | 7.3 |
| 2003 | .434 | .453 | .341 | .664 | 34.4 | 37.4 | - 3.0 | 72.4 | 75.0 | - 2.6 | 15.7 | 17.4 | 13.6 | 6.5 |
| 2002 | .440 | .441 | .369 | .670 | 36.3 | 37.1 | - 0.8 | 72.0 | 77.1 | - 5.1 | 17.3 | 13.7 | 13.4 | 5.6 |
| 2001 | .415 | .467 | .306 | <u>.575</u> | 35.9 | 38.8 | - 2.9 | 67.6 | 76.6 | <u>- 9.0</u> | 17.7 | 16.8 | 13.5 | 6.5 |
| 2000 | .412 | .442 | .342 | .662 | 35.1 | 38.9 | - 3.8 | 66.0 | 72.8 | - 6.8 | 16.6 | 15.6 | 13.3 | 6.7 |
| 1999 | .477 | .432 | .348 | .667 | 35.5 | 34.3 | + 1.2 | 74.2 | 71.5 | + 2.7 | 16.3 | 13.9 | 15.3 | 6.5 |
| 1998 | .488 | .462 | .353 | .694 | 35.5 | 33.1 | + 2.4 | 78.6 | 76.6 | + 2.0 | 17.6 | 16.1 | 15.4 | 6.5 |
| 1997 | .483 | .442 | .365 | .698 | 37.1 | 30.9 | + 6.2 | 75.2 | 72.3 | + 2.9 | 20.6 | 16.9 | 16.9 | 7.4 |
| 1996 | .436 | .439 | .342 | .624 | 35.1 | 35.4 | - 0.3 | 70.0 | 67.5 | + 2.5 | 17.6 | 19.7 | 15.0 | 9.6 |
| 1995 | .417 | .462 | .303 | .660 | 33.5 | 37.3 | - 3.8 | 66.9 | 70.7 | - 3.8 | 18.1 | 20.6 | 15.2 | 10.0 |
| 1994 | .408 | .458 | <u>.287</u> | .623 | 34.4 | 36.0 | - 1.6 | 61.9 | 70.1 | - 8.2 | 18.6 | 15.2 | 12.7 | 5.9 |
| 1993 | .454 | .427 | .298 | .728 | 36.9 | 33.9 | + 3.0 | 71.1 | 68.9 | + 2.2 | 15.6 | 15.1 | 13.1 | 7.3 |
| 1992 | .454 | .443 | .290 | .706 | 34.4 | 31.4 | + 3.0 | 65.9 | 67.7 | - 1.8 | 16.0 | 14.9 | 13.9 | 7.4 |
| 1991 | .462 | .456 | .371 | .679 | 32.9 | 30.9 | + 2.0 | 67.6 | 67.7 | - 0.1 | 16.8 | 15.4 | 13.6 | 7.9 |
| 1990 | .460 | .456 | .326 | .741 | 32.9 | 27.5 | + 5.4 | 63.8 | 65.1 | - 1.3 | 15.2 | 13.0 | <u>12.3</u> | <u>5.4</u> |
| 1989 | .492 | .511 | .401 | .699 | 30.6 | 34.0 | - 3.4 | 75.6 | 82.5 | - 6.9 | 18.3 | 15.9 | 16.0 | 6.8 |
| 1988 | .479 | .498 | .392 | .715 | <u>30.4</u> | 32.9 | - 2.5 | 70.1 | 74.9 | - 4.8 | 16.3 | 15.3 | 14.6 | 6.9 |
| 1987 | .491 | .451 | .366 | .708 | 37.2 | 32.5 | + 4.7 | 75.0 | 71.4 | + 3.6 | 16.8 | 14.4 | 15.5 | 6.3 |
| 1986 | .490 | .464 | — | .672 | 37.0 | 33.1 | + 3.9 | 72.1 | 69.0 | + 3.1 | 15.9 | 15.4 | 16.6 | 6.3 |
| 1985 | .517 | .432 | — | .650 | 34.3 | <u>26.9</u> | + 7.4 | 64.9 | 58.8 | + 6.1 | 15.6 | <u>13.4</u> | 15.6 | 6.1 |
| 1984 | .484 | .436 | — | .643 | 33.8 | 30.3 | + 3.5 | 64.6 | 58.7 | + 5.9 | <u>13.9</u> | 15.9 | 14.2 | 6.1 |
| 1983 | .438 | .479 | — | .675 | 38.5 | 35.9 | + 2.6 | 65.6 | 66.4 | - 0.8 | 14.9 | 16.6 | 13.3 | 6.2 |
| 1982 | .506 | .480 | — | .672 | 32.9 | 31.6 | + 1.3 | 67.0 | 63.0 | + 4.0 | 14.3 | 15.7 | 15.0 | 6.2 |
| 1981 | .499 | .495 | — | .721 | 37.3 | 38.1 | - 0.8 | 77.3 | 77.1 | + 0.2 | 16.9 | 16.2 | 16.7 | 6.7 |
| 1980 | .491 | .458 | — | .709 | 39.3 | 36.2 | + 3.1 | 74.6 | 69.5 | + 5.1 | 16.3 | 17.4 | 15.9 | 6.4 |
| 1979 | .459 | .480 | — | .702 | 35.2 | 38.2 | - 3.0 | 66.7 | 68.1 | - 1.4 | 16.6 | 17.4 | 15.2 | 6.5 |
| 1978 | .450 | .442 | — | .683 | 40.4 | 42.1 | - 1.7 | 71.1 | 70.6 | + 0.5 | 17.7 | 17.8 | 16.4 | 5.4 |
| 1977 | .456 | .453 | — | .686 | 41.9 | 39.2 | + 2.7 | 73.6 | 69.1 | + 4.5 | 15.6 | 17.9 | 14.7 | 6.2 |
| 1976 | .508 | .436 | — | .678 | 42.4 | 37.3 | + 5.1 | 80.2 | 68.8 | + 11.4 | 16.2 | 18.0 | 22.6 | — |
| 1975 | .464 | .433 | — | .633 | 49.2 | 43.3 | + 5.9 | 80.9 | 73.4 | + 7.5 | — | — | — | — |
| 1974 | .458 | .454 | — | .690 | 45.0 | 42.5 | + 2.5 | 77.9 | 77.3 | + 0.6 | — | — | — | — |
| 1973 | .454 | .407 | — | .710 | 45.7 | 44.4 | + 1.3 | 75.2 | 71.1 | + 4.1 | — | — | — | — |
| 1972 | .476 | .421 | — | .715 | 48.8 | 45.5 | + 3.3 | 84.8 | 77.6 | + 7.2 | — | — | — | — |
| 1971 | .442 | .453 | — | .659 | 47.3 | 44.0 | + 3.3 | 78.1 | 76.9 | + 1.2 | — | — | — | — |
| 1970 | .467 | .433 | — | .689 | 43.7 | 41.8 | + 1.9 | 75.8 | 71.5 | + 4.3 | — | — | — | — |
| 1969 | .438 | .446 | — | .613 | 38.4 | 42.8 | <u>- 4.4</u> | 64.5 | 64.6 | - 0.1 | — | — | — | — |
| 1968 | .431 | .428 | — | .706 | 45.0 | 46.3 | - 1.3 | 76.2 | 76.5 | - 0.3 | — | — | — | — |
| 1967 | .436 | .449 | — | .681 | 46.0 | 43.7 | + 2.3 | 74.9 | 77.7 | - 2.8 | — | — | — | — |
| 1966 | .421 | .416 | — | .609 | 46.9 | 45.2 | + 1.7 | 69.8 | 70.8 | - 1.0 | — | — | — | — |
| 1965 | .412 | .403 | — | .665 | 45.3 | 46.1 | - 0.8 | 70.2 | 70.6 | - 0.4 | — | — | — | — |
| 1964 | .395 | .396 | — | .626 | 44.3 | 43.7 | + 0.6 | 59.6 | 66.8 | - 7.2 | — | — | — | — |
| 1963 | .395 | .349 | — | .683 | 42.3 | 42.6 | - 0.3 | <u>56.4</u> | 59.2 | - 2.8 | — | — | — | — |
| 1962 | .419 | .352 | — | .697 | 46.4 | 47.9 | - 1.5 | 66.0 | 61.0 | + 5.0 | — | — | — | — |
| 1961 | .407 | .354 | — | .719 | 41.2 | 37.1 | + 4.1 | 60.8 | 59.7 | + 1.1 | — | — | — | — |
| 1960 | .421 | .359 | — | .679 | 39.9 | 42.9 | - 3.0 | 59.9 | <u>58.6</u> | + 1.3 | — | — | — | — |
| 1959 | .411 | .342 | — | .692 | 47.5 | 42.4 | + 5.1 | 67.2 | 61.3 | + 5.9 | — | — | — | — |
| 1958 | .355 | .364 | — | .601 | 40.8 | 42.6 | - 1.8 | 57.7 | 63.0 | - 5.3 | — | — | — | — |
| 1957 | .397 | .344 | — | .652 | 42.0 | 42.3 | - 0.3 | 67.9 | 65.3 | + 2.6 | — | — | — | — |
| 1956 | .346 | .350 | — | .701 | 45.5 | 43.9 | + 1.6 | 67.5 | 64.0 | + 3.5 | — | — | — | — |
| 1955 | .342 | <u>.304</u> | — | .685 | 45.6 | 39.8 | + 5.8 | 66.1 | 60.6 | + 5.5 | — | — | — | — |
| 1954 | <u>.331</u> | .351 | — | .614 | 39.3 | 39.9 | - 0.6 | 62.0 | 66.5 | - 4.5 | — | — | — | — |
| 1953 | .390 | .306 | — | .705 | 43.3 | 34.4 | + 8.9 | 72.3 | 59.1 | + 13.2 | — | — | — | — |

Highest season figures are denoted by **bold type**

Lowest season figures are denoted by underline

UW Record Against . . .

| | |
|--|--------|
| All-Time Top 25 Opponents: | 86-219 |
| Home: | 62-84 |
| Away: | 11-108 |
| Neutral: | 11-28 |
| All-Time Top-10 Opponents: | 33-117 |
| Home: | 30-48 |
| Away: | 1-53 |
| Neutral: | 2-16 |
| No. 1-Ranked Opponents: | 2-26 |
| Home: | 2-14 |
| Away: | 0-10 |
| Neutral: | 0-2 |
| Last win vs. #1: UW 75, Stanford 62, Mar. 6, 2004 | |
| Last meeting vs. #1: UCLA 96, UW 74, Dec. 31, 2006 | |
| Defending NCAA Champions: | 2-31 |
| (UW 69, Louisville 54; Nov. 29, 1986) | |
| (UW 39, Oregon 31; Jan. 19, 1940) | |
| NCAA Champions (year they won it): | 2-32 |
| (UW 92, Arizona 88; Feb. 2, 1997) | |
| (UW 103, UCLA 81; Feb. 22, 197) | |
| Last meeting: Connecticut 69, UW 48 Dec. 1, 1998 | |
| NCAA Runners-Up (same year): | 6-17 |
| Final Four Teams (same year): | 13-77 |
| Defending Final Four Teams (year after): | 23-59 |

UW vs. Top-10 Opponents

| | |
|----------------------|------------------------------------|
| Mar. 25, 2010 | vs. #6 West Virginia 69, UW 56 |
| Mar. 20, 2010 | UW 82, vs. #8 New Mexico 64 |
| Feb. 28, 2008 | at #8 Stanford 82, UW 79 |
| Feb. 10, 2008 | UW 71, #5 UCLA 71 |
| Jan. 10, 2008 | at #5 UCLA 69, UW 55 |
| Jan. 5, 2008 | #4 Washington St. 56, UW 52 |
| Mar. 3, 2007 | UW 61, #2 UCLA 51 |
| Feb. 17, 2007 | at #7 Pittsburgh 65, UW 61 |
| Feb. 14, 2007 | #10 Washington State 65, UW 61 |
| Jan. 25, 2007 | UW 89, #7 Oregon 77 |
| Jan. 4, 2007 | #7 Arizona 96, UW 87 |
| Dec. 31, 2006 | at #1 UCLA 96, UW 74 |
| Mar. 24, 2006 | vs. #2 Connecticut 98, UW 92 |
| Dec. 4, 2006 | UW 99, vs. #6 Gonzaga 95 |
| Mar. 24, 2005 | vs. #4 Louisville 93, UW 79 |
| Mar. 12, 2005 | UW 81, vs. #8 Arizona 72 |
| Feb. 26, 2005 | UW 93, #9 Arizona 85 |
| Mar. 13, 2004 | vs. #2 Stanford 77, UW 66 |
| Mar. 6, 2004 | UW 75, #1 Stanford 62 |
| Jan. 29, 2004 | UW 96, #9 Arizona 83 |
| Jan. 4, 2004 | at #5 Stanford 85, UW 72 |
| Feb. 6, 2003 | #2 Arizona 88, UW 85 ot |
| Jan. 11, 2003 | at #2 Arizona 79, UW 61 |
| Mar. 7, 2002 | vs. #6 Oregon 86, UW 64 |
| Feb. 24, 2001 | at #1 Stanford 99, UW 79 |
| Jan. 25, 2001 | #1 Stanford 94, UW 63 |
| Feb. 26, 2000 | #1 Stanford 77, UW 52 |
| Feb. 10, 2000 | #7 Arizona 65, UW 56 |
| Jan. 27, 2000 | at #2 Stanford 92, UW 62 |
| Jan. 15, 2000 | at #2 Arizona 69, UW 62 |
| Feb. 18, 1999 | #7 Stanford 89, UW 57 |
| Feb. 4, 1999 | UW 90, #10 Arizona 84 |
| Jan. 23, 1999 | at #3 Stanford 67, UW 60 |

| | |
|----------------------|------------------------------------|
| Jan. 9, 1999 | at #8 Arizona 88, UW 86 |
| Dec. 1, 1999 | vs. #1 Connecticut 69, UW 48 |
| Mar. 19, 1998 | #6 Connecticut 75, UW 74 (NCAA) |
| Feb. 19, 1998 | at #10 Stanford 93, UW 70 |
| Feb. 5, 1998 | at #4 Arizona 112, UW 81 |
| Jan. 31, 1998 | at #8 UCLA 105, UW 94 |
| Jan. 24, 1998 | #5 Stanford 74, UW 72 |
| Jan. 10, 1998 | #5 Arizona 110, UW 91 |
| Mar. 6, 1997 | #9 UCLA 87, UW 85 |
| Feb. 10, 1997 | #8 Cincinnati 82, UW 69 |
| Feb. 2, 1997 | UW 92, #10 Arizona 88 |
| Feb. 9, 1995 | #6 UCLA 74, UW 66 |
| Jan. 12, 1995 | at #6 UCLA 75, UW 57 |
| Mar. 3, 1994 | at #8 Arizona 95, UW 62 |
| Feb. 10, 1994 | at #9 UCLA 79, UW 76 |
| Jan. 15, 1994 | #5 UCLA 82, UW 62 |
| Feb. 13, 1993 | #5 Arizona 81, UW 72 |
| Mar. 8, 1992 | #9 UCLA 80, UW 79 |
| Mar. 5, 1992 | #8 USC 75, UW 63 |
| Feb. 15, 1992 | at #7 Arizona 85, UW 51 |
| Feb. 6, 1992 | at #4 UCLA 74, UW 61 |
| Jan. 16, 1992 | UW 62, #7 Arizona 60 |
| Feb. 2, 1991 | at #6 Arizona 85, UW 56 |
| Jan. 3, 1991 | UW 70, #4 Arizona 56 |
| Feb. 5, 1989 | #4 Arizona 85, UW 68 |
| Jan. 3, 1989 | #1 Duke 87, UW 61 |
| Dec. 20, 1989 | at #9 Arizona 116, UW 61 |
| Mar. 5, 1988 | at #3 Arizona 89, UW 71 |
| Dec. 4, 1986 | at #6 Kansas 82, UW 68 |
| Nov. 24, 1985 | #5 Kansas 69, UW 64 |
| Jan. 12, 1985 | at #2 Duke 71, UW 59 |
| Dec. 27, 1984 | vs. #10 Georgia Tech 65, #11 UW 58 |
| Mar. 5, 1983 | #6 UCLA 90, UW 66 |
| Dec. 23, 1982 | UW 55, #6 Missouri 48 |
| Nov. 27, 1982 | vs. #7 Louisville 58, UW 47 |
| Feb. 18, 1982 | #5 Oregon State 55, UW 44 |
| Feb. 23, 1981 | at #2 Oregon State 89, UW 63 |
| Feb. 9, 1981 | at #5 Arizona State 78, UW 76 |
| Jan. 24, 1981 | #1 Oregon State 97, UW 91 ot |
| Jan. 3, 1981 | at #7 UCLA 96, UW 74 |
| Feb. 14, 1980 | #4 Oregon State 82, UW 73 |
| Jan. 19, 1980 | at #4 Oregon State 89, UW 84 |
| Feb. 22, 1979 | UW 69, #1 UCLA 68 |
| Jan. 27, 1979 | at #6 UCLA 86, UW 61 |
| Feb. 18, 1978 | at #4 UCLA 104, UW 64 |
| Jan. 21, 1978 | at #2 Marquette 71, UW 63 |
| Jan. 6, 1978 | #7 UCLA 79, UW 60 |
| Feb. 12, 1977 | UW 78, #2 UCLA 73 |
| Feb. 3, 1977 | at #2 UCLA 75, UW 65 |
| Mar. 13, 1976 | vs. #10 Missouri 69, #11 UW 67 |
| Feb. 14, 1976 | at #6 UCLA 78, #9 UW 76 |
| Feb. 5, 1976 | #9 UCLA 92, #6 UW 87 |
| Feb. 22, 1975 | UW 103, #2 UCLA 81 |
| Feb. 20, 1975 | UW 89, #10 USC 88 |
| Jan. 18, 1975 | #8 Oregon 68, UW 66 |
| Jan. 11, 1975 | at #6 USC 89, UW 87 |
| Jan. 9, 1975 | at #2 UCLA 92, UW 82 |
| Dec. 14, 1974 | UW 74, #9 at Kansas 64 |
| Feb. 23, 1974 | at #3 UCLA 99, UW 65 |
| Jan. 5, 1974 | #1 UCLA 100, UW 48 |
| Feb. 16, 1973 | at #1 UCLA 93, UW 62 |
| Feb. 12, 1973 | #1 UCLA 76, UW 67 |
| Feb. 19, 1972 | #1 UCLA 100, UW 83 |
| Feb. 12, 1972 | at #1 UCLA 109, UW 70 |
| Mar. 1, 1971 | #1 UCLA 71, UW 69 |
| Feb. 27, 1971 | #3 USC 81, UW 80 |
| Jan. 9, 1971 | at #4 USC 79, UW 72 |
| Jan. 8, 1971 | at #1 UCLA 78, UW 69 |

| | |
|----------------------|-------------------------------------|
| Feb. 14, 1970 | at #1 UCLA 101, UW 85 |
| Feb. 7, 1970 | #1 UCLA 66, UW 56 |
| Feb. 17, 1969 | #1 UCLA 53, UW 44 |
| Feb. 7, 1969 | at #1 UCLA 62, UW 51 |
| Feb. 24, 1968 | #2 UCLA 84, UW 67 |
| Jan. 6, 1968 | at #1 UCLA 93, UW 65 |
| Dec. 9, 1967 | #7 Purdue 84, UW 77 |
| Dec. 8, 1967 | UW 98, #7 Purdue 87 |
| Feb. 24, 1967 | at #1 UCLA 71, UW 43 |
| Jan. 28, 1967 | UW 81, #3 Houston 78 |
| Jan. 9, 1967 | #1 UCLA 83, UW 68 |
| Dec. 20, 1966 | at #8 Houston 87, UW 65 |
| Feb. 12, 1965 | #2 UCLA 83, UW 73 |
| Feb. 6, 1965 | at #2 UCLA 78, UW 75 |
| Dec. 28, 1964 | vs. #3 Minnesota 77, UW 76 |
| Feb. 24, 1964 | #1 UCLA 78, UW 64 |
| Feb. 15, 1964 | at #1 UCLA 88, UW 60 |
| Feb. 14, 1964 | at #1 UCLA 73, UW 58 |
| Feb. 1, 1963 | UW 49, #7 Stanford 48 |
| Jan. 5, 1963 | UW 67, #9 UCLA 63 |
| Jan. 4, 1963 | UW 62, #9 UCLA 61 |
| Dec. 29, 1963 | vs. #9 Stanford 63, UW 62 2ot |
| Dec. 8, 1962 | #7 Oregon State 57, UW 45 |
| Feb. 17, 1962 | UW 73, #6 Oregon State 61 |
| Jan. 13, 1962 | #4 USC 78, UW 64 |
| Jan. 12, 1962 | UW 85, #4 USC 67 |
| Dec. 29, 1961 | vs. #9 Purdue 75, UW 73 |
| Dec. 27, 1961 | vs. #1 Ohio State 59, UW 49 |
| Feb. 18, 1961 | UW 61, #8 USC 55 |
| Jan. 7, 1961 | #9 UCLA 62, UW 58 |
| Jan. 6, 1961 | UW 58, #9 UCLA 45 |
| Feb. 26, 1960 | #4 California 54, UW 47 |
| Feb. 5, 1960 | at #3 California 68, UW 53 |
| Jan. 16, 1960 | at #2 California 79, UW 39 |
| Jan. 9, 1960 | #10 USC 69, UW 68 |
| Jan. 8, 1960 | #10 USC 53, UW 52 |
| Dec. 22, 1958 | at #6 Northwestern 75, UW 69 |
| Dec. 30, 1957 | UW 71, #8 Michigan State 69 |
| Dec. 21, 1957 | at #3 Kansas State 70, UW 63 |
| Dec. 20, 1957 | at #2 Kansas 77, UW 59 |
| Feb. 9, 1957 | UW 90, #5 UCLA 74 |
| Feb. 8, 1957 | #5 UCLA 68, UW 65 |
| Dec. 15, 1956 | #1 Kansas 92, UW 78 |
| Dec. 14, 1956 | #1 Kansas 77, UW 63 |
| Dec. 27, 1955 | UW 76, #6 Iowa 71 |
| Mar. 17, 1953 | at #5 Kansas 79, #2 UW 53 |
| Dec. 13, 1952 | at #7 UCLA 54, #4 UW 47 |
| Dec. 12, 1952 | #4 UW 53, at #7 UCLA 49 |
| Dec. 19, 1951 | #8 UW 58, at #4 St. Louis 53 |

UW RECORD VS. TOP-25 RANKED OPPONENTS

UW vs. AP Ranked Opponents

(The Associated Press Top-20 poll began in 1949 and became a top-25 beginning with the 1989-90 season)

Mar. 25, 2010 vs. #6 West Virginia 69, UW 56
Mar. 20, 2010 **UW 82, vs. #8 New Mexico 64**
Dec. 22, 2009 **UW 73, #19 Texas A&M 64**
 Dec. 12, 2009 vs. #15 Georgetown 74, UW 66
 Mar. 21, 2009 vs. #17 Purdue 76, UW 74
 Mar. 13, 2009 vs. #21 Arizona State 75, UW 65
Feb. 26, 2009 **UW 73, #14 Arizona State 70 (ot)**
 Feb. 19, 2009 at #20 UCLA 85, UW 76
Jan. 31, 2009 **UW 84, at #14 Arizona State 71**
Jan. 24, 2009 **UW 86, #13 UCLA 75**
 Nov. 25, 2008 vs. #17 Florida 86, UW 84
 Nov. 24, 2008 vs. #22 Kansas 73, UW 54
 Mar. 8, 2008 at #23 Washington State 76, UW 73 (20T)
 Feb. 28, 2008 at #8 Stanford 82, UW 79
Feb. 10, 2008 **UW 71, #5 UCLA 61**
 Jan. 31, 2008 #14 Stanford 65, UW 51
 Jan. 24, 2008 at #24 Arizona State 72, UW 61
 Jan. 10, 2008 at #5 UCLA 69, UW 55
 Jan. 5, 2008 #4 Washington State 56, UW 52
 Dec. 8, 2007 #12 Pittsburgh 75, UW 74
 Nov. 23, 2007 vs. #21 Syracuse 91, UW 85
 Nov. 21, 2007 vs. #16 Texas A&M 77, UW 63
 Mar. 11, 2007 vs. #11 Washington State 74, UW 64
Mar. 3, 2007 **UW 61, #2 UCLA 51**
Mar. 1, 2007 **UW 85, #23 USC 70**
 Feb. 24, 2007 at #23 Oregon 93, UW 85
 Feb. 17, 2007 at #7 Pittsburgh 65, UW 61
 Feb. 14, 2007 #10 Washington State 65, UW 61
Feb. 11, 2007 **UW 64, #25 Stanford 52**
 Feb. 3, 2007 at #20 Arizona 84, UW 54
Jan. 25, 2007 **UW 89, #7 Oregon 77**
 Jan. 4, 2007 #7 Arizona 96, UW 87
 Dec. 31, 2006 at #1 UCLA 96, UW 74
Dec. 20, 2006 **UW 88, #12 LSU 72**
 Dec. 9, 2006 at #18 Gonzaga 97, UW 77
 Mar. 24, 2006 vs. #2 Connecticut 98, UW 92
Mar. 18, 2006 **UW 67, #13 Illinois 64**
Feb. 11, 2006 **UW 70, #13 UCLA 67**
Jan. 14, 2006 **UW 69, #11 UCLA 65**
Dec. 4, 2006 **UW 99, vs. #6 Gonzaga 95**
 Mar. 24, 2005 vs. #4 Louisville 93, UW 79
Mar. 19, 2005 **UW 97, vs. #22 Pacific 79**
Mar. 12, 2005 **UW 81, vs. #8 Arizona 72**
Feb. 26, 2005 **UW 93, #9 Arizona 85**
 Jan. 27, 2005 at #11 Arizona 91, UW 82
Dec. 19, 2004 **UW 68, #12 N.C. State 64**
Nov. 27, 2004 **UW 79, vs. #19 Alabama 76**
 Mar. 13, 2004 vs. #2 Stanford 77, UW 66
Mar. 12, 2004 **UW 90, vs. #21 Arizona 85**
Mar. 6, 2004 **UW 75, #1 Stanford 62**
Feb. 26, 2004 **UW 89, at #17 Arizona 84**
Jan. 29, 2004 **UW 96, #9 Arizona 83**
 Jan. 4, 2004 at #5 Stanford 85, UW 72
 Dec. 3, 2003 #17 Gonzaga 86, UW 63
 Feb. 15, 2003 at #22 California 58, UW 53
 Feb. 13, 2003 at #24 Stanford 78, UW 69
 Feb. 6, 2003 #2 Arizona 88, UW 85 ot
 Jan. 23, 2003 at #23 Oregon 91, UW 66
 Jan. 11, 2003 at #2 Arizona 79, UW 61
 Mar. 7, 2002 vs. #9 Oregon 64, UW 86
 Feb. 23, 2002 at #15 Oregon 90, UW 84
 Feb. 14, 2002 #12 Stanford 91, UW 65
 Feb. 7, 2002 at #11 Arizona 92, UW 81
Jan. 24, 2002 **UW 97, #19 Oregon 92**
 Jan. 12, 2002 #20 Arizona 74, UW 69
 Jan. 4, 2002 at #14 UCLA 74, UW 62
 Dec. 20, 2001 #19 UCLA 85, UW 79

Dec. 11, 2001 #25 Gonzaga 67, UW 47
Mar. 10, 2001 **UW 96, #13 UCLA 94**
 Feb. 24, 2001 at #1 Stanford 99, UW 79
 Feb. 8, 2001 at #11 Arizona 82, UW 62
Jan. 25, 2001 #1 Stanford 94, UW 63
 Jan. 13, 2001 #21 Arizona 89, UW 64
 Jan. 6, 2001 at #20 USC 87, UW 61
 Dec. 21, 2000 vs. #17 Alabama 69, UW 60
Feb. 26, 2000 #1 Stanford 77, UW 52
 Feb. 10, 2000 #7 Arizona 65, UW 56
 Jan. 26, 2000 at #2 Stanford 92, UW 62
 Jan. 15, 2000 at #2 Arizona 69, UW 62
Jan. 6, 2000 **UW 63, #24 UCLA 62**
 Dec. 21, 1999 #13 Oklahoma State 84, UW 72
 Dec. 13, 1999 #22 Gonzaga 76, UW 66
 Feb. 27, 1999 at #15 UCLA 79, UW 62
 Feb. 18, 1999 #7 Stanford 89, UW 57
Feb. 4, 1999 **UW 90, #10 Arizona 84**
Jan. 31, 1999 **UW 93, #11 UCLA 83**
 Jan. 23, 1999 at #3 Stanford 67, UW 60
 Jan. 9, 1999 at #8 Arizona 88, UW 86
Dec. 24, 1998 **UW 70, #11 New Mexico 61**
Dec. 1, 1998 vs. #1 Connecticut 69, UW 48
 Mar. 19, 1998 #6 Connecticut 75, UW 74 (NCAA)
Mar. 12, 1998 **UW 69, #23 Xavier 68 (NCAA)**
Mar. 1, 1998 **UW 95, #18 UCLA 94**
 Feb. 19, 1998 at #10 Stanford 93, UW 70
 Feb. 5, 1998 at #4 Arizona 112, UW 81
 Jan. 31, 1998 at #8 UCLA 105, UW 94
 Jan. 24, 1998 #5 Stanford
 Jan. 10, 1998 #5 Arizona 110, UW 91
Feb. 22, 1997 **UW 75, #20 Stanford 61**
 Feb. 20, 1997 #25 California 78, UW 67
 Feb. 10, 1997 #8 Cincinnati 89, UW 62
Feb. 2, 1997 **UW 92, #10 Arizona 88**
 Jan. 23, 1997 at #17 Stanford 78, UW 67
Jan. 11, 1997 **UW 78, #17 Oregon 77**
 Mar. 2, 1997 at #15 Arizona 103, UW 82
 Mar. 6, 1997 #9 UCLA 87, UW 85
 Mar. 7, 1996 at #17 UCLA 91, UW 88 OT
 Mar. 3, 1996 #11 Arizona 67, UW 65
 Feb. 24, 1996 at #24 Stanford 71, UW 56
Feb. 1, 1996 **UW 80, at #14 Arizona 79 ot**
Jan. 27, 1996 **UW 71, #25 California 69**
 Jan. 6, 1996 #20 UCLA 78, UW 70
 Dec. 16, 1995 at #18 Michigan 60, UW 59
 Mar. 4, 1995 #12 Arizona 63, UW 54
 Mar. 2, 1995 #15 Arizona State 72, UW 71
 Feb. 16, 1995 at #19 Oregon 88, UW 63
 Feb. 9, 1995 #6 UCLA 74, UW 66
 Feb. 4, 1995 at #12 Arizona 91, UW 65
 Feb. 2, 1995 at #16 Arizona State 78, UW 73 ot
 Jan. 21, 1995 #17 Oregon 92, UW 83
 Jan. 12, 1995 at #6 UCLA 75, UW 57
 Jan. 7, 1995 #17 California 84, UW 76
 Jan. 5, 1995 #23 Stanford 65, UW 51
 Mar. 10, 1994 #16 California 62, UW 56
 Mar. 3, 1994 at #8 Arizona 95, UW 62
 Feb. 10, 1994 at #9 UCLA 79, UW 76
Feb. 5, 1994 **UW 74 #12 Arizona 69**
 Jan. 15, 1994 #5 UCLA 82, UW 62
 Jan. 8, 1994 at #24 California 79, UW 64
 Dec. 3, 1993 at #23 Cincinnati 88, UW 72
 Feb. 13, 1993 #5 Arizona 81, UW 72
 Jan. 14, 1993 at #12 Arizona 93, UW 76
 Mar. 8, 1992 #9 UCLA 80, UW 79
 Mar. 5, 1992 #8 USC 75, UW 63
 Feb. 15, 1992 at #7 Arizona 85, UW 51
 Feb. 8, 1992 at #16 USC 59, UW 56
 Feb. 6, 1992 at #4 UCLA 74, UW 61
Jan. 16, 1992 **UW 62, #7 Arizona 60**
 Mar. 10, 1991 at #17 UCLA 73, UW 60

Mar. 3, 1991 **UW 86, #16 UCLA 68**
 Feb. 2, 1991 at #6 Arizona 85, UW 56
Jan. 3, 1991 **UW 70, #4 Arizona 56**
Feb. 15, 1990 **UW 66, #16 Oregon State 57**
 Feb. 3, 1990 #24 Arizona 75, UW 60
 Jan. 20, 1990 at #18 Oregon State 70, UW 63
 Jan. 4, 1990 at #19 Arizona 65, UW 51
 Dec. 23, 1989 at #12 Duke 74, UW 64
 Nov. 30, 1989 #15 UCLA 58, UW 56
 Feb. 5, 1989 #4 Arizona 85, UW 68
Jan. 3, 1989 #1 Duke 87, UW 61
 Dec. 20, 1988 at #9 Arizona 116, UW 61
 Mar. 5, 1988 at #3 Arizona 89, UW 71
 Jan. 4, 1988 #17 Kansas 67, UW 57
 Nov. 29, 1987 at #20 Memphis State 86, UW 57
 Mar. 8, 1987 #18 UCLA 76, UW 64
Dec. 21, 1986 **UW 90, #17 UCLA 80**
 Dec. 4, 1986 at #6 Kansas 82, UW 68
 Mar. 13, 1986 #18 Michigan State 72
 Nov. 27, 1985 #12 Louisiana State 70, UW 61
 Nov. 24, 1985 #5 Kansas 69, UW 64
Feb. 28, 1985 **UW 60, #19 Arizona 58**
Feb. 16, 1985 **UW 60, at #18 Oregon State 45**
 Jan. 12, 1985 at #2 Duke 71, UW 59
 Dec. 27, 1984 #10 Georgia Tech 65, UW 58
Mar. 18, 1984 **UW 80, #14 Duke 78**
Feb. 4, 1984 **UW 89, #20 UCLA 81**
Jan. 21, 1984 **UW 71, #11 Oregon State 58**
 Dec. 1, 1983 at #12 Louisiana State 51, UW 48
 Mar. 5, 1983 #6 UCLA 90, UW 66
 Feb. 5, 1983 at #7 UCLA 84, UW 65
Dec. 23, 1982 **UW 55, #6 Missouri 48**
 Nov. 28, 1982 #7 Louisville 58, UW 47
 Mar. 5, 1982 at #19 UCLA 68, UW 67
 Feb. 18, 1982 #5 Oregon State 55, UW 44
 Jan. 23, 1982 at #12 Oregon State 63, UW 43
Jan. 4, 1982 **UW 56, #16 UCLA 50**
 Mar. 7, 1981 #13 UCLA 91, UW 72
 Feb. 23, 1981 at #2 Oregon State 89, UW 63
 Feb. 9, 1981 at #5 Arizona State 78, UW 76
 Jan. 24, 1981 #1 Oregon State 97, UW 91
 Jan. 10, 1981 #14 Arizona State 90, UW 62
 Jan. 3, 1981 at #7 UCLA 96, UW 74
 Nov. 28, 1980 #19 Brigham Young 80, UW 70
 Mar. 1, 1980 #15 Arizona State 75, UW 73
 Feb. 14, 1980 #4 Oregon State 82, UW 73
 Jan. 19, 1980 at #4 Oregon State 89, UW 84
Feb. 22, 1979 **UW 69, #1 UCLA 68**
 Jan. 27, 1979 at #6 UCLA 86, UW 61
 Feb. 18, 1978 at #4 UCLA 104, UW 64
 Jan. 21, 1978 at #2 Marquette 71, UW 63
 Jan. 6, 1978 #7 UCLA 79, UW 60
 Feb. 26, 1977 #17 Oregon 61, UW 60
Feb. 12, 1977 **UW 78, #2 UCLA 73**
 Feb. 3, 1977 at #2 UCLA 75, UW 65
 Jan. 13, 1977 at #20 Oregon 73, UW 68 ot
 Dec. 3, 1976 at #14 WakeForest 92, UW 75
 Mar. 13, 1976 #10 Missouri 69, UW 67
Feb. 26, 1976 **UW 67, at #17 Oregon 62**
 Feb. 14, 1976 at #6 UCLA 78, UW 76
 Feb. 5, 1976 #9 UCLA 92, UW 87
 Jan. 17, 1976 #17 Oregon State 72, UW 70
 Mar. 1, 1975 at #17 Oregon State 86, UW 73
Feb. 23, 1975 **UW 103, #2 UCLA 81**
Feb. 22, 1975 **UW 89, #10 USC 88**
 Feb. 18, 1975 #8 Oregon 68, UW 66
 Jan. 11, 1975 at #6 USC 89, UW 87
 Jan. 9, 1975 at #2 UCLA 92, UW 82
Dec. 14, 1974 **UW 74, #9 Kansas 62**
 Feb. 23, 1974 at #3 UCLA 99, UW 65
 Feb. 22, 1974 at #12 USC 79, UW 64
 Jan. 7, 1974 #11 USC 90, UW 76

UW RECORD VS. TOP-25 RANKED OPPONENTS

Jan. 5, 1974 #1 UCLA 100, UW 48
 Dec. 22, 1973 at #20 Cincinnati 82, UW 70
 Feb. 16, 1973 at #1 UCLA 93, UW 62
 Feb. 12, 1973 #1 UCLA 76, UW 67
 Dec. 29, 1972 #11 North Carolina 89, UW 72
 Dec. 16, 1972 at #20 Kansas State 71, UW 64
 Feb. 19, 1972 #1 UCLA 100, USC 83
 Feb. 12, 1972 at #1 UCLA 109, UW 70
 Dec. 27, 1971 #14 Florida State 85, UW 77
 Mar. 1, 1971 #1 UCLA 71, UW 69
 Feb. 27, 1971 #3 USC 81, UW 80
Jan. 25, 1971 UW 82, #16 Oregon 75
 Jan. 9, 1971 at #4 USC 79, UW 72
 Jan. 8, 1971 at #1 UCLA 78, UW 69
 Feb. 14, 1970 at #1 UCLA 101, UW 85
 Feb. 13, 1970 at #18 USC 84, UW 81
Feb. 9, 1970 UW 77, #11 USC 72
 Feb. 7, 1970 #1 UCLA 66, UW 56
Dec. 26, 1969 UW 90, #12 USC 86
 Feb. 17, 1969 #1 UCLA 53, UW 44
 Feb. 7, 1969 at #1 UCLA 62, UW 51
Dec. 30, 1968 UW 64, at #16 Ohio State 59
 Feb. 24, 1968 #2 UCLA 84, UW 67
 Jan. 6, 1968 at #1 UCLA 93, UW 65
 Dec. 9, 1967 #7 Purdue 84, UW 77
Dec. 8, 1967 UW 98, #7 Purdue 87
 Feb. 24, 1967 at #1 UCLA 71, UW 43
Jan. 28, 1967 UW 81, #3 Houston 78
 Jan. 9, 1967 #1 UCLA 83, UW 68
 Dec. 20, 1966 at #8 Houston 87, UW 65
 Feb. 12, 1965 #2 UCLA 83, UW 73
 Feb. 6, 1965 at #2 UCLA 78, UW 75
 Dec. 28, 1964 #3 Minnesota 77, UW 76
 Feb. 24, 1964 #1 UCLA 78, UW 64
 Feb. 15, 1964 at #1 UCLA 88, UW 60
 Feb. 14, 1964 at #1 UCLA 73, UW 58
Feb. 1, 1963 UW 49, #7 Stanford 48
Jan. 5, 1963 UW 67, #9 UCLA 63
Jan. 4, 1963 UW 62, #9 UCLA 61
 Dec. 29, 1962 #9 Stanford 63, UW 62
 Dec. 8, 1962 #7 Oregon State 57, UW 45
Feb. 17, 1962 UW 73, #6 Oregon State 61
 Jan. 13, 1962 #4 USC 78, UW 64
Jan. 12, 1962 UW 85, #4 USC 67
 Dec. 29, 1961 #9 Purdue 75, UW 73
 Dec. 27, 1961 #1 Ohio State 59, UW 49
Feb. 18, 1961 UW 61, #8 USC 55
 Jan. 7, 1961 #9 UCLA 62, UW 58
Jan. 6, 1961 UW 58, #9 UCLA 45
 Feb. 26, 1960 #4 California 54, UW 47
 Feb. 5, 1960 at #3 California 68, UW 53
 Jan. 16, 1960 at #2 California 70, UW 39
 Jan. 9, 1960 #10 USC 69, UW 68
 Jan. 8, 1960 #10 USC 53, UW 52
 Jan. 2, 1959 #20 California 54, UW 43
 Dec. 22, 1958 at #6 Northwestern 75, UW 69
 Jan. 4, 1958 #19 California 57, UW 45
Dec. 30, 1957 UW 71, #8 Michigan State 69
 Dec. 27, 1957 #12 Utah 64, UW 62
 Dec. 21, 1957 at #3 Kansas State 70, UW 63
 Dec. 20, 1957 at #2 Kansas 77, UW 59
 Dec. 14, 1957 #18 Oklahoma State 43, UW 39
 Dec. 13, 1957 #18 Oklahoma State 47, UW 39
 Feb. 23, 1957 #15 California 72, UW 62
Feb. 22, 1957 UW 70, #15 California 57
Feb. 9, 1957 UW 90, #5 UCLA 74
 Feb. 8, 1957 #5 UCLA 68, UW 65
 Dec. 15, 1956 #1 Kansas 92, UW 78
 Dec. 14, 1956 #1 Kansas 77, UW 63
 Feb. 4, 1956 at #20 UCLA 82, UW 75
 Feb. 3, 1956 at #20 UCLA 61, UW 60
Dec. 27, 1955 UW 76, #6 Iowa 71

Dec. 3, 1955 at #19 Stanford 73, UW 68
 Dec. 2, 1955 at #19 Stanford 72, UW 55
 Mar. 17, 1953 #5 Kansas 79, UW 53
Mar. 13, 1953 UW 92, #14 Seattle Univ. 70
Jan. 10, 1953 UW 82, #18 Idaho 58
Jan. 9, 1953 UW 76, #18 Idaho 64
Dec. 20, 1952 UW 99, #18 California 98
Dec. 19, 1952 UW 60, #18 California 50
 Dec. 13, 1952 at #7 UCLA 54, UW 47
Dec. 12, 1952 UW 53, at #7 UCLA 49
 Mar. 10, 1952 at #19 UCLA 60, UW 50
Mar. 8, 1952 UW 53, at #19 UCLA 50
 Mar. 7, 1952 at #19 UCLA 65, UW 53
 Feb. 23, 1952 at #19 Wyoming 55, UW 54
Feb. 22, 1952 UW 52, at #10 Wyoming 50
Dec. 22, 1951 UW 55, at #15 Minnesota 51
Dec. 19, 1951 UW 58, at #4 St. Louis 53
Dec. 8, 1951 UW 76, #13 UCLA 61
Dec. 7, 1951 UW 60, #13 UCLA 52

All-Time UW Overtime Games (43-55)

- 1918** Oregon 23, Washington 22
1921 at California 33, Washington 32
1922 Oregon State 31, Washington 27
1924 at California 32, Washington 31
 at California 28, Washington 25
1930 Washington 32, Washington State 29
1936 at Washington State 36, Washington 35
1946 Oregon 54, Washington 52
1948 at Washington State 62, Washington 58 (2OT)
1952 Washington 52, at California 50
1953 Washington 99, California 88
1954 Brigham Young 89, Washington 79
1955 at Brigham Young 69, Washington 64
 Washington 58, Oregon State 57
 Washington 54, at Oregon 52
1956 at Oregon 53, Washington 51
 Washington 70, at Idaho 63
1957 Washington 65, at Oregon 63
1958 Oregon 87, Washington 83
1959 at Colorado 70, Washington 63
 at USC 80, Washington 74
1961 Brigham Young 65, Washington 63
 at Stanford 61, Washington 58
 Washington 59, California 58
 at California 52, Washington 51
 Washington 70, Idaho 65
1963 Stanford 63, Washington 62 (2OT)
1964 Washington 69, Oregon 67 (2OT)
1965 Washington State 78, Washington 74 (2OT)
1966 Stanford 83, Washington 78
 Washington 80, California 79
1969 Washington 74, at California 73
1970 Washington 76, Stanford 73
 Washington 77, USC 72 (2OT)
 at California 91, Washington 86
1971 at Montana State 90, Washington 89
 Washington 93, Oregon State 85
1972 at Stanford 85, Washington 80
1973 at Oregon 69, Washington 65
1974 Wichita State 87, Washington 79
 Washington 84, Oregon 82
1977 Nebraska 59, Washington 58
 at Oregon 73, Washington 68
1980 Washington 71, Toledo 70
 at Stanford 79, Washington 78
1981 Texas Tech 98, Washington 85 (2OT)
 Washington 63, at USC 61
 Oregon State 97, Washington 91
 at Arizona 68, Washington 66
1982 Washington 73, USC 72
 Washington 60, at Arizona 57
1983 at Washington State 72, Washington 70 (2OT)
1984 Washington 83, at Idaho 69 (3OT)
 Washington 63, Notre Dame 61 (2OT)
 Washington 89, UCLA 81 (3OT)

- 1985** Washington 59, at Texas Tech 57 (2OT)
1986 Washington 72, Tulsa 68
 McNeese State 96, Washington 92
 at UCLA 94, Washington 89
 California 78, Washington 72
1987 Washington 81, Oregon 74
 Washington 98, at Montana State 90
1988 California 84, Washington 82
 Washington 84, Stanford 82 (2OT)
1989 at Stanford 82, Washington 74
1990 Washington 80, Washington St. 79
1991 Washington 88, Oregon 86
 Washington 61, Nevada 60
1992 Washington 78, Washington State 73
1994 Montana 80, Washington 73
 at Oregon State 75, Washington 71
1995 at Kansas State 63, Washington 62
 at Arizona State 78, Washington 73
 Washington 74, at California 73
1996 Washington 80, at Arizona 79
 at UCLA 91, Washington 88
1998 Washington 68, Saint Mary's 65
 Washington 86, California 84
1999 Washington 86, Oregon 76
2000 New Mexico State 79, Washington 75
 USC 81, Washington 79
 Oregon 74, Washington 72
 Washington 74, Washington State 68
2001 Washington 77, Clemson 76
 Washington 70, Arizona State 68
 Washington 72, Oregon 71
2003 at Gonzaga 95, Washington 89
 Arizona 88, Washington 85
 Arizona State 79, Washington 77
2004 UCLA 86, Washington 84
 Washington 103, at Oregon State 99
2005 Washington 95, at Oregon 88
 Washington 95, vs. Arizona State 90
2006 Arizona 96, Washington 95 (2OT)
 at Stanford 76, Washington 67
 vs. Connecticut 98, Washington 92 (NCAA)
2007 at USC 86, Washington 79 (2OT)
 at California 77, Washington 69
2008 at Washington State 76, Washington 73 (2OT)
2009 California 88, Washington 85 (3OT)
 Washington 73, Arizona State 70
2010 at Texas Tech 99, Washington 92

All-Time UW Exhibition Games (40-11)

- Jan. 28, 1953** UW 66, Universal Motel (AAU) 63, Honolulu
Jan. 30, 1953 UW 69, Universal Motel (AAU) 51, Honolulu
Dec. 1, 1964 UW 84, Alumni 71
Dec. 10, 1965 Alumni 83, UW 66
Dec. 29, 1965 Subpac 79, UW 78
Jan. 23, 1967 UW 75, Japanese National Team 72
Dec. 2, 1968 UW Varsity 67, UW Frosh 61
Nov. 24, 1969 UW Varsity 84, UW Frosh 52
Nov. 23, 1970 UW Varsity 121, UW Frosh 69
Feb 15, 1971 Athletes in Action 86, UW 73
Nov. 25, 1972 UW 73, Subpac 67
Dec. 28, 1972 UW 86, Subpac 77
Nov. 29, 1974 UW 107, Newcastle-Australia 75
Nov. 18, 1975 UW 82, Australian Nationals 61
Jan. 21, 1976 UW 96, Hawaii Service Team 75
Nov. 22, 1977 UW 88, Australian All-Stars 55
Nov. 23, 1983 Athletes in Action 74, UW 71
Nov. 23, 1984 UW 109, Meiji University (Japan) 48
Nov. 14, 1985 UW 73, Australian National Team 69
Nov. 11, 1986 UW 76, Eikeli (Norway) 73 (ot)
Nov. 16, 1987 Sydney/Illawarra (Australia) 88, UW 85
Nov. 23, 1988 Soviet National Team 102, UW 92
Nov. 8, 1989 UW 97, Canberra (Australia) 61
Nov. 19, 1990 UW 93, Brandt-Hagen (Germany) 79
Nov. 6, 1991 UW 90, Icelandic National Team 66
Nov. 19, 1992 UW 93, Canberra (Australia) 47
Nov. 18, 1993 UW 91, Son's Blue Angels 88
Nov. 26, 1993 UW 80, Ilawarra (Australia) 50
Nov. 16, 1994 UW 68, New Zealand Nationals 60
Nov. 20, 1994 High Five America 83, UW 59
Nov. 16, 1995 Brewster Packing 79, UW 73
Nov. 20, 1995 UW 67, Townsville (Australia) 57
Nov. 14, 1996 UW 94, Brewster Packing 78
Nov. 20, 1996 UW 87, Silute (Lithuania) 70
Nov. 11, 1997 UW 88, Brewster Packing 87
Nov. 18, 1997 UW 107, Russian Nationals 60
Nov. 10, 1998 UW 79, Brewster Packing 72
Nov. 14, 1998 UW 85, Frankston Bayside (Australia) 63
Nov. 11, 1999 California All-Stars 94, UW 87
Nov. 14, 1999 UW 96, Mt. Gambier (Australia) 82
Nov. 10, 2000 UW 83, Seattle Pacific 81 (ot)
Nov. 14, 2000 UW 84, Brewster Packing 80
Nov. 2, 2001 UW 87, Brisbane (Australia) 43
Nov. 8, 2001 UW 81, Western Washington 76
Nov. 12, 2002 UW 68, Central Washington 60
Nov. 18, 2002 Athletes in Action 76, UW 59
Nov. 8, 2003 UW 89, EA Sports 78
Nov. 12, 2003 Athletes in Action 85, UW 76
Nov. 9, 2004 UW 92, Westmont College 52
Nov. 6, 2005 UW 114, Simon Fraser 48
Nov. 3, 2006 UW 108, Saint Martin's 74
Nov. 5, 2007 UW 86, Seattle Pacific 77
Nov. 6, 2008 UW 105, Western Washington 85
Nov. 4, 2009 UW 77, Central Washington 48

ALL-TIME VARSITY LETTERMEN

• A •

Adams, Pete 1993, '94
Akins, Albert 1944
Allen, Curtis 2001, '02, '03
Allen, Sam 1994
Amos, Mike 1995, '96
Anderson, Arthur 1945
Anderson, George 1924, '25
Anderson, Ken 1945
Antoncich, Mark 1933
Antoncich, Pete 1932, '33
Apeland, Don 1953
Appleby, Ryan 2006, '07, '08
Arnason, Hal 1948, '49, '50

• B •

Bakken, Lyle 1960, '61, '62
Ball, Reggie 1971, '72, '73
Balmer, Jess 1916, '17
Bantz, Mark 1969
Barge, Bruce 1982, '83
Barnard, Josh 2002
Berenson, Milton 1928, '29
Bergersen, Roberto 1995
Bird, Bob 1942, '43
Bird, George 1948
Bird, Ron 1973
Bishop, Ralph 1934, '35, '36
Blowers, Paul 1945
Boin, Bruno 1956, '57, '59
Bolstad, Percy 1928, '29
Bond, Jason 1992
Bond, Jay 1968, '69, '70
Booker, Jamie 1994, '95, '96, '97
Boston, Bryant 1992, '93, '95, '96
Brady, Eric 1988
Breshers, Tyreese 2010
Brickner, Bruce 1964, '65, '66
Brigham, Lance 1966, '67
Brobst, Robert 1926, '27, '28
Brockman, Jon 2006, '07, '08, '09
Brooks, Richard 1945, '46
Broom, Gene 1971, '73, '74
Brown, Bryan 1998, '99, '00, '01
Brown, C.A. 1909
Brown, Dion 1989, '90, '91
Brown, Jeff 1990
Brown, Keith 1961, '62
Brown, Sterling 2001, '02
Brown, Webster 1941
Browning, George 1925
Bryan, Bob 1954, '55, '56
Bryan, Jim 1921, '22, '23
Bryan-Amaning, Matthew 2008, '09, '10
Buller, John 1967, '68, '69
Bullock, Larry 1968, '69
Burks, Steve 1979, '80, '81, '82
Burmeister, Brandon 2004, '05, '06, '07
Bums, Jack 1967
Bye, Van 1970
Byler, Archie 1912, '13

• C •

Cairney, Ralph 1930, '31, '32
Caims, Doug 1919
Caldwell, Dan 1980, '81, '82
Caldwell, Ron 1987
Carey, Senque 1999, '00
Carmichael, Phil 1973
Canovale, Norm 1945, '47, '48
Carr, Dave 1966, '67, '68
Case, Bruce 1970, '71, '72
Caviezel, Tim 1991, '92
Cipriano, Joe 1951, '52, '53
Clark, Greg 1999, '00, '01

Clementson, C.C. 1910, '11
Coaston, Lou 1957, '58, '59
Cobleby, J. Arnold 1925
Codd, John 1944
Coffee, Ben 2000, '01
Cole, Clarence 1903
Colman, T.C. 1909
Cook, A. 1910, '11
Cook, Dick 1933, '34, '35
Cook, Erving 1918, '19, '20
Conroy, Will 2002, '03, '04, '05
Corell, Ed 1961, '62, '63
Cornelius, Trent 1991, '93, '94
Coshaw, Jim 1954, '55, '56
Crasford, Randle 1921, '22, '23
Creveling, Joe 1945
Crews, Dick 1956, '57, '58
Crowe, Ron 1958, '59
Cummins, Bob 1942

• D •

Dalquest, John 1926, '27, '28
Dalthorp, Norman 1941, '42, '46
Damon, Clay 1984, '85, '86, '87
Dana, L. 1903
Daniels, Don 1959
Davidson, Jack 1914, '15, '16, '17
Day, Jeffrey 2002, '03
Dentmon, Justin 2006, '07, '08, '09
Deutsche, Dick 1916
Dickau, Dan 1998, '99
Didrickson, Scott 1992, '93, '94, '95
Dixon, David 2000, '01, '02
Dorland, Don 1957, '58, '59
Dorr, Bob 1938, '39, '40
Dorsey, Chester 1974, '75, '76, '77
Dorsey, Pat 1937, '38, '39
Douglas, John 1960, '61
Draney, Ed 1938
Duckering, William 1903
Dudley, Charles 1971, '72
Dunaway 1914
Dunlap, William P. 1901, '02, '03

• E •

Easley, Dale 1961, '62
Eathorne, Les 1946, '47
Eckman, Bob 1947
Eckman, Jim 1949
Edwards, James 1974, '75, '76, '77
Egge, Bob 1935, '36, '37
Elliot, Will 1952, '53
Engstrom, Bob 1948
Enochs, Duane 1950, '51, '52
Evenson, Steve 1985, '86

• F •

Fahnstock, Rob 1964, '66
Faires, D.E. 1903
Fancher, Jack 1913, '14, '15
Femerling, Patrick 1996, '97, '98
Fink, Mike 1971
Fisher, Levi 1965, '66, '67
Fleming, Bill 1940
Fletcher, Matt 2005
Filflet, George 1941, '42
Flowers, Bob 1963, '64, '65
Ford, Doug 1942, '43
Fortier, Paul 1983, '84, '85, '86
Frankland, Charles 1921, '23
Frayne, Dick 1923, '24, '25
French, James 1991, '92
Fronk, Bob 1978, '79, '80, '81
Froude, Chester 1924
Fuller, John 1931, '32, '33

• G •

Gaddy, Abdul 2010
Galer, Bob 1933, '34, '35
Gannon, Jack 1935, '36, '37
Gant, Darnell, 2009, '10
Gardner, Gary 1983, '84
Gardner, Osborne 1923, '24
Gasser, Hans 2004, '05, '06, '07
Getaz, Jack 1944
Gibbs, Rod 1946
Gilbertson, Merlin 1942, '43, '47
Gill, Bob 1945, '46
Gilmur, Charles 1941, '43
Gissberg, Bill 1942, '43
Grant, George 1958, '59, '60
Green, Thalo 1998, '99, '00, '01
Greer, Jim 1957, '58
Griffin, Andra 1978, '79, '80, '81
Gritsch, Ernest 1929, '30, '31
Gritsch, Tony 1927, '28
Grondsahl, Dale 1943, '44
Gross, Richard 1926
Gudmundsson, Petur 1978, '79, '80
Guisness, Frank 1950, '51, '52
Gunlach, Ralph 1923, '24

• H •

Hack, Perry 1927, '28, '29
Hale, Grattan 1925, '26
Hall, Steve 1989, '90
Halle, Roland 1953, '54
Hamilton, Jason 1995, '96
Hanover, Jack 1932, '33, '34
Hansen, Lars 1973, '74, '75, '76
Hanson Bill 1960, '61, '62
Harris, Gordy 1965, '66, '67
Hart, Charlie 1962, '63, '64
Hartman, Jason 1995, '96
Haug, Ron 1944
Hawes, Jeff 1972, '73, '74
Hawes, Spencer 2007
Hawes, Steve 1970, '71, '72
Hawken, David 1993, '94, '95
Hayward, Mike 1988, '89, '90, '91
Heaman, Bob 1932, '33
Heller, William 1910
Henson, LaDon 1946, '47, '50, '51
Hermann, Jim 1964, '65, '67
Hesketh, Bob 1923, '24, '25
Hesketh, L. 1923
Hess, Bart 1977, '78
Hill, Greg 1986, '87
Hill, William 1902, '03
Holbrook, Paul 1918
Holiday, Justin 2008, '09, '10
Holman, Pete 1991
Hosley, Rex 1911
Houbregs, Bob 1951, '52, '53
Hovde, Dave 1965, '66, '67
Howard, Barry 1988, '89
Howell, Byron 1982, '83
Hudson, David 2003
Huguenin, Dave 1967

• I •

Ide, Wilson 1918, '19
Irvine, Earle 1958, '59, '61
Irvine, George 1968, '69, '70
Izzard, Dick 1939, '40

• J •

Jack, Greg 1975, '76
Jackson, Larry 1975, '76
Jackson, Steve 1980, '81, '82
Jamieson, Cecil 1918, '19, '20

Jaloff, Stan 1928, '29, '30
James, Alfred 1926, '27, '28
Jefferson, Keith 1949, '50, '51
Jenkins, Anthony 1988, '89, '90
Jensen, Mike 2003, '04, '05, '06
Jewell, Earl 1925, '27
Johnson, Alex 2004, '05
Johnson, Bob 1965,
Johnson, Hall 1927
Johnson, Jerry 1954, '55
Johnson, Michael 1998, '99, '00, '01
Jones, Bobby 2003, '04, '05, '06
Jorgenson, Bob 1945, '46, '47, '48

• K •

Kaps, Ryan 1990
Kastner, Walter 1936
Keane, Martin 1993
Keeler, Otis 1912
Kennedy, 1903
King, Richard 1945
Knight, Erroll 2002
Koebler, David 1983, '84
Koon, Charles 1952, '53
Krell, Ken 1972
Kuyper, Tim 1983, '84

• L •

Larsen, Gary 1968, '69
Lautenbach, Todd 1988, '89, '90, '91
Leask, Wallace 1941, '42, '43
Lee, Dick 1963, '64, '65
Lee, Hal 1932, '33, '34
Leep, Grant 1999, '00, '01, '02
Leichty, Roy 1903
Lemman, Robert 1945
Lewis, Bill 1977
Lewis, Evan 1921, '22, '23
Lindh, Bob 1940, '41, '42
Lindig, Harry 1903
Lindsay, 1904
Lockhart, Harry 1937, '38, '39
Lombard, Ken 1975, '76
Lopez, Alex 1995
Loube, Fred 1903
Loverich, Ed 1935, '36, '37
Lowe, John 1937
Luton, Deon 1997, '98, '99, '00
Lyles, Kenny 1979, '81, '82
Lynch, Jack 1964

• M •

MacCulloch, Todd 1996, '97, '98, '99
Mack, John 1961
Mallory, Jim 1944, '47, '48, '49
Manning, Rich 1992, '93
Mattila, Marty 1981
Mathews, Henry 1964, '65
Matzen, Steve 1977, '78, '79, '80
Mar, Alfred 1944
Massingale, C.J. 2001, '02, '03
McClain, Michael 1994, '95
McClary, Doug 1951, '52, '53
McClary, Harold 1928, '29, '30
McCutchen, Mike 1951, '52, '53
McDonald, Bill 1938, '39, '40
McFee, Joel 1913, '14, '15
McKinstry, Bob 1934, '36
McKnight, John 1973
McMillan, Don 1944, '45
Meekins, Doug 1990, '91, '92
Merrin, Dick 1934
Merritt, Brent 1990, '91
Metzger, Mark 1949
Millikan, Jim 1948

ALL-TIME VARSITY LETTERMEN

Mitchell, Charles 1940
 Mitchell, Darren 1994
 Monroe, Mike 1955
 Moritz, Andrew 1999, '00
 Morrell, Troy 1985, '86, '87
 Morris, Bill 1955
 Morris, Tim 2008
 Morris, William 1941, '42, '43, '44
 Moscatel, Al 1986, '87
 Mossell, Jim 1971, '72
 Murphy, Al 1958, '59, '60
 Murphy, Ernest 1918

• N •

Nairn, Chandler 1992, '93
 Names, Clint 1959, '60, '61
 Nance, Lynn 1964, '65
 Neff, Jack 1931
 Neill, Mike 1976, '77, '78
 Nelson, Gary 1955, '56
 Nelson, Harry 1940, '41, '42
 Nelson, Louie 1971, '72, '73
 Nelson, Ned 1930, '31, '32
 Nelson, Perry 1944
 Nelson, Phil 2007
 Nichols, Jack 1944, '47, '48
 Nicholson, Leo 1920, '21
 Niva, Roger 1960, '61, '62
 Nordstrom, Erik 1986
 Nordstrom, Lloyd 1931

• O •

Oliver, Adrian 2007
 Olsen, Ron 1954, '55, '56
 Olsen, Steve 1964, '65, '66
 Olson, Oscar 1911, '12, '13
 O'Neil, Don 1944
 Opacich, Andy 1947, '48, '49
 O'Railey, 1903
 Ostenson, Gary 1967, '68
 Ostling, Ed 1933
 Overton, Venoy 2008, '09, '10

• P •

Pagett, Brett 1992, '93
 Pariseau, John 1957, '58, '59
 Parker, Chris 1976
 Parsons, Dean 1952, '53, '54, '55
 Parthemer, Russ 1949, '50, '51
 Paterson, Hunt 1935, '36, '37
 Patnoe, Ron 1954, '55, '56
 Paul, Ron 1962, '63
 Peeples, Clint 1962, '63, '64
 Perkins, Doyle 1954, '55, '56
 Perkins, Prentiss 1993
 Perkins, Will 2000, '01
 Peny, Virgil 1930, '31, '33
 Peters, Albert 1923
 Peterson, Arthur 1929, '30
 Pope, Mark 1992, '93
 Pomfret, Jack 1946
 Pondexter, Quincy 2007, '08, '09, '10
 Porter, LaMoyné 1961
 Potter, Zane 2004, '05, '06
 Pounds, Larry 1974, '75
 Price, Ray 1972, '73, '74
 Priess, Newell 1938

• Q •

Quigg, John 1971, '73

• R •

Rabel, 1910
 Ramsey, Clarence 1974, '75, '76
 Randall, George C. 1902
 Rashad, Amir 1990, '91, '92, '94

Recasner, Eldridge 1987, '88, '89, '90
 Reese, Robert 1937, '38
 Reiten, Dick 1960, '61, '62
 Riddle, Stanley 1916, '17
 Riva, Blake 1983
 Roake, Steve 1953
 Roberson, Andy 1993 '94, '95, '96
 Roberts, Dan 1947
 Robinson, Harold 1944
 Robinson, Nate 2003, '04, '05
 Robinson, Ralph 1913, '14, '15
 Robinson, Tom 1988, '89
 Rogers, Reggie 1983, '84, '85
 Rollins, Hakeem 2004
 Romar, Lorenzo 1979, '80
 Rosenberg, Henry 1935, '36
 Roy, Brandon 2003, '04, '05, '06
 Rutherford, Eugene 1930

• S •

St. John, Harold 1925, '26, '27
 St. John, John 1909, '10, '11
 Sanford, Mark 1995, '96, '97
 Sanor, Jeff 1987, '88, '89
 Saunders, Scott 1917
 Savage, Tony 1912, '13, '14, '15
 Schively, Dick 1915, '16
 Schlichting, Harold 1939, '40, '41
 Schmidt, Warren 1958
 Schrempf, Detlef 1982, '83, '84, '85
 Schreuder, Otis 1914, '15
 Schuss, Albert 1925, '26, '27
 Schwabe, Eric 1985
 Scott, Mark 1975, '76, '77, '78
 Seilk, Harry 1919
 Seilk, Heine 1921, '22
 Sharp, Larry 1961, '62, '63
 Sheaffer, Chuck 1943, '46, '47
 Sheaffer, Robert 1940
 Sherrer, Brendan 2010
 Shelton, Marlon 1999, '00, '01, '03
 Shimer, Pete 1984
 Shoudy, Loyal 1902, '03
 Sigurdsson, Flosi 1982, '83, '84, '85
 Simmons, Tre 2004, '05
 Slettedahl, Rick 1967, '68, '69
 Smart, Doug 1957, '58, '59
 Smith, Al 1974, '75, '76
 Smith, Chris 1934
 Smith, Don 1957
 Smith, George 1916, '17
 Smith, Joel 2005, '06, '08
 Smith, Ralph 1917, '19, '20
 Snider, Monty 1927, '28, '29
 Sohns, Clinton 1919
 Solibakke, Bruce 1956
 Soriano, Louie 1949, '50, '51
 Staatz, Karl 1911, '12
 Staatz, Stan 1917
 Staatz, V.P. 1920
 Stady, Bill 1956, '57, '58
 Stewart, Don 1950, '51
 Stewart, Kim 1975, '76, '77, '78
 Stokes, Curt 1973, '74, '75
 Stone, Rafael 1968, '69, '70
 Sugg, E.E. 1909, '11
 Suggs, Scott, 2009, '10
 Sunitsch, Don 1955, '56, '57
 Supper, N.W. 1911
 Sutton, Wayne 1912
 Swanson, Henry 1929, '30, '31
 Swygard, Kline 1931, '32

• T •

Talbot, Archie 1919, '20, '21

Tanner, Darrell 1983
 Taylor, Bill 1943, '44, '47, '48
 Taylor, J.D. 1985, '86, '87
 Teats, Roscoe 1901, '02
 Thomas, Isaiah, 2009, '10
 Thompson, Chris 1996, '97, '98
 Thompson, Don 1940
 Thompson, 1903
 Tillman, Paul 1970, '71, '72
 Clarence Trent, 2010
 Tripp, Don 1953, '54
 Troyer, Michael 1969, '70, '71
 Tuft, John 1956, '57
 Turner, Elston, 2009, '10
 Tyrus, Jason 1993 '94

• V •

Vandenburgh, Bill 1945, '47, '48, '49
 Vaughn, Alvin 1981, '82, '83, '84
 Vaughn, Don 1978, '79, '80, '81
 Vidato, Kevin 1984, '85, '86, '87
 Voeglin, Karl 1954, '55, '56
 Voelker, Bob 1940, '41
 Voelker, Jack 1939, '40, '41
 Voelker, Richard 1937, '38, '39

• W •

Wade, Lee 1951
 Wagner, Charles 1935, '36, '37
 Wagner, Clyde 1934, '35
 Walcott, Chris 1997, '98, '99, '00
 Walker, Stan 1977, '78, '79, '80
 Wallace, Artem 2006, '07, '08, '09
 Wallace, Marc 1970
 Waller, Frank 1901, '02, '03
 Wand, Tom 1912, '13
 Ward, Bill 1953
 Ward, Jack 1950, '51
 Washington, Anthony 2003, '04
 Watling, Jeff 1988, '89
 Watson, Brad 1980, '81, '82, '83
 Watts, Donald 1996, '97, '98, '99
 Weber, Joe 1932, '33, '34
 Welp, Chris 1984, '85, '86, '87
 Welts, Dick 1924
 Werner, Ross 1936, '37, '38
 West, Dave 1968, '69, '70
 West, Harold 1930, '31
 West, Mark 1987, '88, '89, '90
 Westlake, Doug 1966, '67, '68
 White, Sammy 1947, '48, '49
 Willenborg, Dave 1969, '70, '71
 Williams, Jamaal 2005, '06
 Williams, Ron 1973, '74
 Williams, Shag 1982, '84, '85, '86
 Williams, 1910
 Williamson, Roy 1938, '39
 Wilson, Brad 1960
 Wilson, David 1985, '86, '87, '88
 Wilson, Steve 1962, '63, '64
 Wolfinger, Joe 2008, '09
 Woods, Andy 1992 '94
 Woods, James 1977, '78, '79, '80
 Woods, Maurice 1991, '92, '93 '94
 Woolcock, Patrick 1968, '69, '70
 Wrenn, Doug 2002, '03
 Wooten, Jan 1997, '98
 Wyman, Don 1934, '35

• Y •

Youngblood, Quentin (see Rashad, Amir)

• Z •

Zevenbergen, Phil 1986, '87
 Ziegenfuss, George 1937, '38, '39

HUSKY HONOR ROLL

All-America

| | |
|------|---------------------------------|
| 1911 | C.C. Clementson, g |
| 1915 | Anthony Savage, f |
| 1920 | Irving Cook, g |
| 1928 | Alfie James, g |
| 1931 | Ralph Cairney, g |
| 1934 | Hal Lee, g |
| 1935 | Bob Galer, f |
| 1936 | Bob Egge, g |
| 1943 | Bill Morris, g |
| 1948 | Jack Nichols, c |
| 1953 | * Bob Houbregs, c |
| 1971 | Steve Hawes, c |
| 1972 | Steve Hawes, c |
| 1973 | Louie Nelson, g |
| 1976 | James Edwards, c |
| 2005 | Nate Robinson, g (AP/NABC, 3rd) |
| 2006 | Brandon Roy, g |
| 2009 | Jon Brockman, f (AP, HM) |

*Houbregs was a consensus All-America selection; he was also chosen NCAA Player of the Year by the Helms Athletic Foundation.

Chip Hilton Player of the Year

| | |
|------|-----------------|
| 2009 | Jon Brockman, f |
|------|-----------------|

First Team All-Conference Picks by School (since 1916)

| | |
|------------------|-----|
| UCLA | 108 |
| Washington | 86 |
| USC | 78 |
| California | 79 |
| Stanford | 73 |
| Oregon | 59 |
| Oregon State | 58 |
| Arizona | 48 |
| Washington State | 42 |
| Arizona State | 28 |

All-District (West Coast)

| | |
|------|----------------------|
| 1950 | Frank Guisness, f |
| 1952 | Bob Houbregs, c |
| 1952 | Frank Guisness, f |
| 1953 | Bob Houbregs, c |
| 1955 | Dean Parsons, c |
| 1957 | Doug Smart, f |
| 1957 | Bruno Boin, c |
| 1958 | Doug Smart, c |
| 1959 | Doug Smart, f |
| 1959 | Bruno Boin, c |
| 1961 | Bill Hanson, c |
| 1971 | Steve Hawes, c |
| 1973 | Louie Nelson, g |
| 1977 | James Edwards, c |
| 1984 | * Detlef Schrempf, f |
| 1985 | Detlef Schrempf, f |
| 1986 | * Chris Welp, c |
| | Paul Fortier, f |
| 1987 | Chris Welp, c |
| 1993 | Rich Manning, c |
| 1996 | Mark Sanford, f |
| 1998 | Todd MacCulloch, c |
| 1999 | Todd MacCulloch, c |
| 2000 | Deon Luton, g |
| 2004 | Brandon Roy, g |
| 2005 | Nate Robinson, g |

| | |
|------|---------------------|
| | Tre Simmons, g |
| 2006 | Brandon Roy, g |
| 2008 | Jon Brockman, f |
| 2009 | Jon Brockman, f |
| | Justin Dentmon, g |
| 2010 | Quincy Pondexter, g |
| | Isaiah Thomas, g |

*District 8 Player of the Year.

Northwest Intercollegiate Athletic Association (1911-15)

| | |
|------|--------------------|
| 1911 | Oscar Olson, f |
| | C.C. Clementson, g |
| 1912 | Otis Keeler, g |
| | Tony Savage, c |
| | Karl Staatz, f |
| 1913 | C.A. Byler, f |
| | Tony Savage, c |
| 1914 | Jack Fancher, g |
| | Tony Savage, c |

Pacific Coast Conference (1916-59)

| | |
|------|----------------------|
| 1916 | Jack Davidson, f |
| 1917 | Steve Staatz, g |
| 1919 | Irving Cook, g |
| 1920 | Irving Cook, g |
| 1921 | Henry Sielk, c |
| 1922 | Jammy Bryan, g |
| 1923 | J.R. Crawford, g |
| 1924 | Dick Welts, g |
| 1925 | Bob Hesketh, f |
| 1926 | Albert Schuss, f |
| 1928 | Alfred James, g |
| | Monty Snider, f |
| 1929 | Harold McClary, c |
| 1930 | Henry Swanson, f |
| 1931 | Ralph Cairney, g |
| | Henry Swanson, f |
| 1932 | Ralph Cairney, g |
| 1933 | Hal Lee, g |
| 1934 | Bob Galer, f |
| | Hal Lee, g |
| 1935 | Bob Galer, f |
| 1936 | Ralph Bishop, c |
| | Bob Egge, g |
| 1937 | Ed Loverich, f |
| 1939 | George Ziegenfuss, g |
| 1943 | Chuck Gilmur, c |
| | Bill Morris, g |
| 1944 | Al Akins, f |
| | Bill Morris, g |
| | Perry Nelson, f |
| | Jack Nichols, c |
| | Bill Taylor, g |
| 1945 | Bob Jorgenson, g |
| 1946 | Norm Dalthorp, g |
| 1947 | Jack Nichols, f |
| 1948 | Jack Nichols, f |
| | Sammy White, f |
| 1949 | Sammy White, f |
| 1950 | Lou Soriano, g |
| 1951 | Frank Guisness, f |
| | Bob Houbregs, c |
| 1952 | Frank Guisness, f |
| | Bob Houbregs, c |
| 1953 | Joe Cipriano, g |

| | |
|------|-----------------|
| | Bob Houbregs, c |
| | Doug McClary, f |
| 1954 | Dean Parsons, f |
| 1955 | Dean Parsons, f |
| 1956 | Bruno Boin, c |
| 1957 | Doug Smart, c |
| 1958 | Doug Smart, c |
| 1959 | Doug Smart, c |

Athletic Association of Western Universities (1960-68)

| | |
|------|----------------|
| 1960 | Bill Hanson, f |
| 1961 | Bill Hanson, f |
| 1962 | Bill Hanson, c |
| 1963 | Ed Corell, f |

Pacific-8 Conference (1969-78)

| | |
|------|------------------|
| 1970 | George Irvine, f |
| 1972 | Steve Hawes, f |
| 1973 | Louie Nelson, g |
| 1976 | James Edwards, c |
| 1977 | James Edwards, c |

Pacific-10 Conference (1979-present)

| | |
|------|-------------------------|
| 1981 | Andra Griffin, f |
| 1982 | Dan Caldwell, f |
| 1984 | Detlef Schrempf, f |
| 1985 | Detlef Schrempf, f |
| | Chris Welp, c |
| 1986 | Paul Fortier, f |
| | * Chris Welp, c |
| 1987 | Chris Welp, c |
| | Phil Zevenbergen, f |
| 1988 | Eldridge Recasner, g |
| 1989 | Eldridge Recasner, g |
| 1990 | Eldridge Recasner, g |
| 1993 | Rich Manning, c |
| 1996 | Mark Sanford, f |
| 1997 | Mark Sanford, f |
| 1998 | Todd MacCulloch, c |
| | Deon Luton, g (HM) |
| 1999 | Todd MacCulloch, c |
| | Donald Watts, g (HM) |
| 2000 | Deon Luton, g (HM) |
| 2002 | Doug Wrenn, f |
| 2004 | Nate Robinson, g |
| | Brandon Roy, g (HM) |
| 2005 | Nate Robinson, g |
| | Tre Simmons, g |
| | Will Conroy, g (HM) |
| | Brandon Roy, g (HM) |
| 2006 | * Brandon Roy, g |
| | Bobby Jones, g (HM) |
| | Jamaal Williams, f (HM) |
| 2007 | Jon Brockman, f |
| | Spencer Hawes, c (HM) |
| 2008 | Jon Brockman, f (2nd) |
| 2009 | Jon Brockman, f |
| | Justin Dentmon, g |
| | Isaiah Thomas, g (2nd) |
| 2010 | Quincy Pondexter, g |
| | Isaiah Thomas, g |

*Conference Player-of-the-Year

Pac-10 Coach of the Year (1976-present)

| | |
|------|---------------|
| 1982 | Marv Harshman |
| 1984 | Marv Harshman |
| 1996 | Bob Bender |
| 2005 | Lorenzo Romar |
| 2009 | Lorenzo Romar |

Pac-10 Player of the Year (1976-present)

| | |
|------|-------------|
| 1986 | Chris Welp |
| 2006 | Brandon Roy |

Pac-10 Freshman of the Year (1979-present)

| | |
|------|---------------|
| 1984 | Chris Welp |
| 1988 | Mike Hayward |
| 1992 | Mark Pope |
| 2009 | Isaiah Thomas |

Pac-10 Sixth Man of the Year (1984-87)

| | |
|------|-------------|
| 1986 | Al Moscatel |
|------|-------------|

Pac-10 Most Improved (2009-present)

| | |
|------|----------------|
| 2009 | Justin Dentmon |
|------|----------------|

Pac-10 All-Defensive (2007-present)

| | |
|------|-------------------|
| 2010 | Venoy Overton, g |
| | Justin Holiday, g |

Pac-10 All-Freshman (1984-present)

| | |
|------|--------------------------|
| 1984 | * Chris Welp, c |
| 1987 | Eldridge Recasner, g |
| 1988 | * Mike Hayward, f |
| 1992 | * Mark Pope, f |
| 1995 | Mark Sanford, f |
| 1996 | Todd MacCulloch, c |
| 1999 | Senque Carey, g |
| 2003 | Nate Robinson, g |
| 2003 | Bobby Jones, f (HM) |
| 2005 | Joel Smith, g (HM) |
| 2006 | Jon Brockman, f |
| | Justin Dentmon, g |
| 2007 | Quincy Pondexter, f (HM) |
| 2009 | * Isaiah Thomas |

*Conference Freshman-of-the-Year


Pac-10 All-Newcomer (1981-1983, 1993-2008)

| | |
|------|---------------------|
| 1983 | Reggie Rogers, c |
| 1993 | Prentiss Perkins, g |
| 1994 | Sam Allen, f |
| | Michael McClain, g |
| 1995 | Mike Amos, c |
| | Jason Hamilton, g |
| 2002 | * Doug Wrenn, g |
| 2006 | * Ryan Appleby, g |

*Conference Newcomer-of-the-Year

Tom Hansen Pac-10 Medal

| | |
|------|--------------|
| 2009 | Jon Brockman |
|------|--------------|



Clint Names was the recipient of the Hec Edmundson Most Inspirational Award in 1961.

Pac-10 All-Academic

| | |
|------|--|
| 1987 | Clay Damon |
| 1993 | Brett Pagett Mark Pope |
| 1994 | Scott Didrickson Andy Roberson (HM) |
| 1996 | Andy Roberson (HM) |
| 1997 | Todd MacCulloch Chris Thompson (HM) |
| 1998 | Todd MacCulloch Chris Thompson |
| 1999 | Todd MacCulloch Chris Walcott (HM) |
| 2000 | Chris Walcott |
| 2005 | Hans Gasser (2nd) |
| 2006 | Hans Gasser (2nd) |
| 2007 | Hans Gasser (2nd) |

Pac-10 Player of the Week (1984-present)

| | |
|------|--|
| 1984 | Detlef Schrempf, Feb. 6 |
| 1985 | Detlef Schrempf, Dec. 3 |
| 1986 | Chris Welp, Jan. 13 Chris Welp, Jan. 20 |
| 1987 | Chris Welp, Feb. 2 |
| 1988 | Eldridge Recasner, Jan. 25 |
| 1989 | Mark West, Dec. 19 |
| 1991 | Doug Meekins, Jan. 28 Dion Brown, Mar. 5 |
| 1994 | Maurice Woods, Feb. 7 |
| 1996 | Mark Sanford, Jan. 29 |
| 1997 | Mark Sanford, Feb. 3 |
| 1998 | Todd MacCulloch, Dec. 1 Todd MacCulloch, Jan. 29 Donald Watts, Feb. 16 |
| 1999 | Deon Luton, Nov. 30 Todd MacCulloch, Jan. 18 Deon Luton, Feb. 8 |
| 2002 | Curtis Allen, Dec. 3 |
| 2004 | Nate Robinson, Feb. 2 Brandon Roy, Feb. 28 |
| 2005 | Nate Robinson, Nov. 29 |

| | |
|------|---|
| 2006 | Tre Simmons, Feb. 28 Bobby Jones, Jan. 16 Brandon Roy, Feb. 13 Brandon Roy, Feb. 20 Brandon Roy, Feb. 27 |
| 2007 | Spencer Hawes, Dec. 26 Jon Brockman, Feb. 12 |
| 2008 | Jon Brockman, Nov. 19 Jon Brockman, Dec. 24 Jon Brockman, Jan. 21 |
| 2009 | Jon Brockman, Mar. 2 |
| 2010 | Quincy Pondexter, Nov. 16 Quincy Pondexter, Dec. 7 Quincy Pondexter, Jan. 18 Quincy Pondexter, Feb. 8 Quincy Pondexter, March 8 |

Pac-10 All-Tournament Team

| | |
|------|--|
| 1987 | Chris Welp & Phil Zevenbergen |
| 2004 | Nate Robinson |
| 2005 | Nate Robinson & Tre Simmons |
| 2006 | Brandon Roy |
| 2010 | Isaiah Thomas (MOP) & Quincy Pondexter |

Team Awards

KJR Radio MVP

| | |
|------|-----------------------------|
| 1984 | Detlef Schrempf |
| 1985 | Detlef Schrempf |
| 1986 | Chris Welp |
| 1987 | Chris Welp |
| 1988 | Eldridge Recasner |
| 1989 | Eldridge Recasner |
| 1990 | Eldridge Recasner |
| 1991 | Dion Brown |
| 1992 | Rich Manning |
| 1993 | Rich Manning |
| 1994 | Amir Rashad & Maurice Woods |
| 1995 | Bryant Boston |
| 1996 | Jason Hamilton |
| 1997 | Jamie Booker |
| 1998 | Donald Watts |

| | |
|------|-----------------------------|
| 1999 | Todd MacCulloch |
| 2000 | Deon Luton |
| 2001 | Will Perkins |
| 2002 | Doug Wrenn |
| 2003 | Will Conroy |
| 2004 | Nate Robinson & Brandon Roy |
| 2005 | Will Conroy & Nate Robinson |
| 2006 | Brandon Roy |
| 2007 | Jon Brockman |
| 2008 | Jon Brockman |
| 2009 | Jon Brockman |
| 2010 | Quincy Pondexter |

101 Club Scholar/Athlete Award

| | |
|------|----------------------------|
| 1952 | Doug McClary |
| 1953 | Doug McClary |
| 1954 | Bob Morris |
| 1955 | Bob Morris |
| 1956 | Bruno Boin |
| 1957 | Bruno Boin |
| 1958 | Dick Crews |
| 1959 | Bruno Boin |
| 1960 | Roger Niva |
| 1961 | Roger Niva |
| 1962 | Roger Niva |
| 1963 | Larry Sharp |
| 1964 | Jim Hermann |
| 1965 | Bob Flowers |
| 1966 | Lance Brigham |
| 1967 | Lance Brigham |
| 1968 | Rick Slettedahl |
| 1969 | John Buller & Rafael Stone |
| 1970 | Rafael Stone |
| 1971 | Mike Troyer |
| 1972 | Bruce Case |
| 1973 | Jeff Hawes |
| 1974 | Ray Price |
| 1975 | Al Smith |
| 1976 | Greg Jack |
| 1977 | Chester Dorsey |
| 1978 | Bart Hess |
| 1980 | Steve Matzen |
| 1981 | Marty Mattila |
| 1982 | Dan Caldwell |
| 1984 | Pete Shimer |
| 1986 | Clay Damon |
| 1987 | Clay Damon |
| 1988 | Tom Robinson |
| 1989 | Tom Robinson |
| 1990 | Mike Hayward |
| 1991 | Pete Holman |
| 1992 | Mark Pope |
| 1993 | Brett Pagett & Mark Pope |
| 1994 | Scott Didrickson |
| 1995 | Scott Didrickson |
| 1996 | Chris Thompson |
| 1997 | Chris Thompson |
| 1998 | Chris Thompson |
| 1999 | Todd MacCulloch |
| 2000 | Thalo Green |
| 2001 | Thalo Green |
| 2002 | Grant Leap |
| 2003 | Marlon Shelton |
| 2004 | Alex Johnson |
| 2005 | Alex Johnson |
| 2006 | Hans Gasser |

| | |
|------|------------------|
| 2007 | Spencer Hawes |
| 2008 | Justin Dentmon |
| 2009 | Artem Wallace |
| 2010 | Quincy Pondexter |


John Meyers Award (Defensive Player of the Year)

| | |
|------|----------------------------------|
| 1986 | Paul Fortier |
| 1988 | Troy Morrell |
| 1989 | Anthony Jenkins |
| 1991 | Mike Hayward |
| 1993 | Bryant Boston & Mark Pope |
| 1994 | Michael McClain |
| 1995 | Jason Hamilton & Michael McClain |
| 1996 | Jason Hamilton |
| 1997 | Patrick Femerling |
| 1998 | Patrick Femerling |
| 1999 | Greg Clark |
| 2000 | Greg Clark |
| 2001 | Marlon Shelton |
| 2002 | Will Conroy |
| 2003 | Anthony Washington |
| 2004 | Bobby Jones |
| 2005 | Bobby Jones |
| 2006 | Bobby Jones & Brandon Roy |
| 2007 | Artem Wallace |
| 2008 | Artem Wallace |
| 2009 | Venoy Overton |
| 2010 | Justin Holiday & Venoy Overton |

Hec Edmundson (Most Inspirational Award)

| | |
|------|--------------------|
| 1934 | Hal Lee |
| 1935 | Bob Galer |
| 1936 | Ralph Bishop |
| 1937 | Robert Egge |
| 1938 | Ross Werner |
| 1939 | George Ziegenfuss |
| 1940 | Bill McDonald |
| 1941 | Harold Schlichting |
| 1942 | Robert Lindh |
| 1943 | Charles Gilmur |
| 1944 | William Morris |
| 1945 | Robert Jorgenson |
| 1946 | Robert Gill |
| 1947 | Merlin Gilbertson |
| 1948 | Bill Vandenberg |
| 1953 | Bill Ward |
| 1954 | Roland Halle |
| 1955 | Jerry Johnson |
| 1956 | Jim Coshow |
| 1957 | Dick Crews |
| 1958 | Dick Crews |
| 1959 | Al Murphy |
| 1960 | Bruno Boin |
| 1961 | Clint Names |
| 1962 | Keith Brown |
| 1963 | Larry Sharp |
| 1964 | Charlie Hart |
| 1965 | Lynn Nance |
| 1966 | Dave Hovde |
| 1967 | Dave Hovde |
| 1968 | Dave Carr |
| 1969 | Pat Woolcock |
| 1970 | Pat Woolcock |
| 1971 | Mike Troyer |

HUSKY HONOR ROLL



Chester Dorsey earned the team's Wurster Award to the top hustler during gthe 1976 season.

- | | |
|------|---------------------------------|
| 1972 | Bruce Case |
| 1973 | Louie Nelson |
| 1974 | Ray Price |
| 1975 | Larry Pounds |
| 1976 | Lars Hansen |
| 1977 | Steve Matzen |
| 1978 | Kim Stewart |
| 1979 | Lorenzo Romar |
| 1980 | Lorenzo Romar |
| 1981 | Don Vaughn |
| 1982 | Steve Burks |
| 1983 | Alvin Vaughn |
| 1984 | Flosi Sigurdsson |
| 1985 | Flosi Sigurdsson |
| 1986 | Al Moscatel |
| 1987 | Troy Morrell |
| 1988 | Troy Morrell |
| 1989 | Barry Howard |
| 1990 | Todd Lautenbach |
| 1991 | Todd Lautenbach |
| 1993 | Scott Didrickson |
| 1994 | Trent Cornelius |
| 1995 | Jamie Booker & Scott Didrickson |
| 1996 | Mike Amos & Andy Roberson |
| 1997 | James Wheeler |
| 1998 | Bryan Brown |
| 1999 | Bryan Brown |
| 2000 | Bryan Brown |
| 2001 | Bryan Brown |
| 2002 | Grant Leep |
| 2003 | Nate Robinson |
| 2004 | Curtis Allen |
| 2005 | Will Conroy |
| 2006 | Jones Smith |
| 2007 | Joe Wolfinger |
| 2008 | Joel Smith |
| 2009 | Justin Dentmon |
| 2010 | Justin Holiday |

Harshman Trophy (Top Rebounder)

- | | |
|------|---------------|
| 1974 | Larry Pounds |
| 1975 | James Edwards |
| 1976 | Lars Hansen |
| 1977 | James Edwards |
| 1978 | James Woods |
| 1979 | James Woods |

- | | |
|------|----------------------------------|
| 1980 | Stan Walker |
| 1981 | Dan Caldwell & Kenny Lyles |
| 1982 | Dan Caldwell |
| 1983 | Darrell Tanner & Detlef Schrempf |
| 1984 | Detlef Schrempf |
| 1985 | Detlef Schrempf |
| 1986 | Chris Welp |
| 1987 | Chris Welp |
| 1988 | Mark West |
| 1989 | Mark West |
| 1990 | Dion Brown |
| 1991 | Dion Brown |
| 1992 | Mark Pope |
| 1993 | Rich Manning |
| 1994 | Amir Rashad |
| 1995 | Mark Sanford |
| 1996 | Mark Sanford |
| 1997 | Mark Sanford |
| 1998 | Todd MacCulloch |
| 1999 | Todd MacCulloch |
| 2000 | Will Perkins |
| 2001 | Will Perkins |
| 2002 | David Dixon |
| 2003 | Doug Wrenn |
| 2004 | Brandon Roy |
| 2005 | Bobby Jones |
| 2006 | Jon Brockman |
| 2007 | Jon Brockman |
| 2008 | Jon Brockman |
| 2009 | Jon Brockman |
| 2010 | Quincy Pondexter |

Tyee Sports Council Community Service

- | | |
|------|--------------------------------|
| 1990 | Eldridge Recasner |
| 1992 | Scott Didrickson |
| 1994 | Scott Didrickson |
| 1995 | Bryant Boston |
| 1996 | Jason Hamilton |
| 1998 | Todd MacCulloch |
| 1999 | Todd MacCulloch & Donald Watts |
| 2000 | Chris Walcott |
| 2001 | Thalo Green |
| 2002 | Grant Leep |
| 2003 | Marlon Shelton |
| 2004 | Bobby Jones |

- | | |
|------|---------------|
| 2005 | Nate Robinson |
| 2006 | Zane Potter |
| 2007 | Jon Brockman |
| 2008 | Jon Brockman |
| 2009 | Jon Brockman |
| 2010 | Team |

Playmaker Award

- | | |
|------|---------------|
| 2004 | Will Conroy |
| 2005 | Brandon Roy |
| 2006 | Brandon Roy |
| 2007 | Spencer Hawes |
| 2008 | Venoy Overton |
| 2009 | Isaiah Thomas |
| 2010 | Isaiah Thomas |

Coaches Award

- | | |
|------|-----------------------------|
| 2004 | Curtis Allen & Hans Gasser |
| 2005 | Tre Simmons |
| 2006 | Ryan Appleby |
| 2007 | Hans Gasser |
| 2008 | Jon Brockman & Darnell Gant |
| 2009 | Darnell Gant |
| 2010 | Darnell Gant |

Industrial Award

(Hardest Worker)

- | | |
|------|------------------|
| 2004 | Hakeem Rollins |
| 2005 | Hakeem Rollins |
| 2006 | Joe Wolfinger |
| 2007 | Ryan Appleby |
| 2008 | Quincy Pondexter |
| 2009 | Quincy Pondexter |
| 2010 | Isaiah Thomas |

Brandon West Award

(Walk-on of the Year)

- | | |
|------|----------------------------------|
| 1999 | Andrew Moritz |
| 2000 | Travis Duty |
| 2001 | Sterling Brown |
| 2002 | Sterling Brown |
| 2003 | David Hudson |
| 2004 | Brandon Burmeister & Zane Potter |

- | | |
|------|--------------------|
| 2005 | Brandon Burmeister |
| 2006 | Brandon Burmeister |
| 2007 | Brandon Burmeister |
| 2010 | Brandon Sherrer |

Wurster Award

(Top Hustler)

- | | |
|------|-----------------|
| 1968 | Dave West |
| 1969 | Dave Willenborg |
| 1970 | Rafael Stone |
| 1971 | Bruce Case |
| 1972 | Jim Mossell |
| 1973 | Ray Price |
| 1974 | Larry Pounds |
| 1975 | Lars Hansen |
| 1976 | Chester Dorsey |
| 1977 | James Edwards |
| 1978 | Steve Matzen |
| 1979 | Don Vaughn |
| 1980 | Dan Caldwell |
| 1981 | Kenny Lyles |
| 1982 | Dan Caldwell |
| 1983 | Detlef Schrempf |
| 1984 | Alvin Vaughn |
| 1985 | Shag Williams |
| 1986 | Troy Morrell |
| 1987 | Kevin Vidato |
| 1988 | Barry Howard |
| 1989 | Jeff Watling |
| 1990 | Brent Merritt |
| 1991 | Brent Merritt |
| 1992 | Brett Pagett |
| 1993 | Brett Pagett |
| 1994 | Jamie Booker |
| 1995 | Jamie Booker |
| 1996 | Jamie Booker |
| 1997 | Chris Thompson |
| 1998 | Thalo Green |
| 1999 | Donald Watts |
| 2000 | Thalo Green |
| 2001 | Thalo Green |
| 2002 | Grant Leep |



James Edwards was the Harshman Award winner in 1975 adn 1977 as the team's top rebounder.

2003 Bobby Jones
 2004 Bobby Jones & Nate Robinson
 2005 Bobby Jones & Nate Robinson
 2006 Brandon Roy
 2007 Jon Brockman
 2008 Justin Holiday
 2009 Venoy Overton
 2010 Justin Holiday

Most Improved

1961 Ed Corell
 1962 Keith Brown
 1963 Dale Easley
 1964 Clint Peebles
 1965 Gordon Harris
 1966 Dave Hovde
 1967 Dave Carr
 1968 George Irvine
 1969 Dave Willenborg
 1970 Dave Willenborg
 1971 Charles Dudley
 1972 Charles Dudley
 1973 Ray Price
 1974 James Edwards
 1975 James Edwards
 1976 Ken Lombard
 1977 Kim Stewart
 1978 James Woods
 1979 Peter Gudmundsson
 1980 Bob Fronk
 1981 Dan Caldwell
 1982 Brad Watson
 1983 Dave Koehler
 1984 Tim Kuyper
 1985 Paul Fortier
 1986 Shag Williams
 1987 Phil Zevenbergen
 1988 Jeff Sanor
 1989 Todd Lautenbach
 1990 Dion Brown
 1991 Doug Meekins
 1992 Chandler Nairn
 1993 Martin Keane
 1994 Maurice Woods
 1995 David Hawken
 1996 Todd MacCulloch
 1997 Deon Luton
 1998 Jan Wooten
 1999 Senque Carey
 2000 Marlon Shelton
 2001 David Dixon
 2002 David Dixon
 2003 Mike Jensen
 2004 Mike Jensen, Hakeem Rollins & Tre Simmons
 2005 Tre Simmons & Jamaal Williams
 2006 Jamaal Williams
 2007 Jon Brockman
 2008 Quincy Pondexter
 2009 Quincy Pondexter, Justin Dentmon
 2010 Matthew Bryan-Amaning

Team Captains

1902 William R. Hill
 1903 William R. Hill
 1904 Loyal Shoudy

1905 Bill McDonald
 1906 Bill McDonald
 1909 J.I. St. John
 1910 C.C. Clementson
 1911 C.C. Clementson
 1912 Oscar Olson
 1913 Archie Byler
 1914 Tom Savage
 1915 Joel McFree
 1916 John Davidson
 1917 John Davidson
 1919 Irving Cook
 1920 Irving Cook
 1921 Arch Talbot
 1922 James Bryan
 1923 Evan Lewis
 1924 Richard Frayn
 1925 George Anderson
 1926 Gratton Hale
 1927 Al Schuss
 1928 Alfie James
 1929 Monty Snider
 1930 Harold McClary
 1931 Henry Swanson
 1932 Ralph Cairney
 1933 Pete Antoncich
 1934 Hal Lee
 1935 Bob Galer
 1936 Ralph Bishop
 1937 Charles Wagner
 1938 Ross Werner
 1939 George Ziegenfuss
 1940 Bill McDonald
 1941 Jack Voelker
 1942 Bob Lindh
 1943 Wally Leask
 1944 Jack Nichols
 1945 Bill Vandenburg
 1946 Norm Dalthorp
 1947 Charles Shaeffer
 1948 Merlin Gilberton
 1949 Jack Nichols
 1949 Bill Vandenburg
 1950 LaDon Henson
 1951 LaDon Henson
 1952 Mike McCutchen
 1953 Frank Guisness
 1953 Mike McCutchen
 1954 Don Tripp
 1955 Dean Parsons
 1956 Jim Coshov
 1956 Ron Olson
 1957 Bruno Boin
 1957 Don Sunitsch
 1958 Bill Stady
 1959 Bruno Boin
 1960 Al Murphy
 1961 Clint Names
 1963 Ed Correll
 1964 Charlie Hart
 1965 Lynn Nance
 1968 Dave Carr

1969 George Irvine
 1970 George Irvine
 1971 Dave Willenborg
 1971 Mike Troyer
 1972 Steve Hawes
 1973 Louis Nelson
 1973 Ron Ball
 1974 Ray Price
 1975 Larry Pounds
 1976 Clarence Ramsey
 1977 James Edwards
 1977 Chester Dorsey
 1979 Steve Matzen
 1980 Steve Matzen
 1980 Lorenzo Romar
 1981 Andra Griffin
 1981 Bob Fronk
 1982 Dan Caldwell
 1982 Kenny Lyles
 1983 Brad Watson
 1984 Alvin Vaughn
 1985 Detlef Schrempf
 1986 Shag Williams
 1986 Paul Fortier
 1987 Phil Zevenbergen
 1987 Kevin Vidato
 1988 Eldridge Recasner
 1989 Eldridge Recasner
 1990 Eldridge Recasner
 1991 Dion Brown
 1992 Rich Manning
 1992 Andy Woods
 1993 Rich Manning
 1994 Amir Rashad
 1994 Jason Tyrus
 1995 Scott Didrickson
 1996 Mike Amos
 1996 Jamie Booker
 1996 Bryant Boston
 1996 Jason Hamilton
 1997 Jamie Booker
 1998 Chris Thompson
 1999 Todd MacCulloch
 1999 Donald Watts
 2000 Thalo Green
 2000 Michael Johnson
 2000 Deon Luton
 2000 Chris Walcott
 2001 Bryan Brown
 2001 Greg Clark
 2001 Thalo Green
 2001 Michael Johnson
 2001 Will Perkins
 2002 Grant Leep
 2003 Marlon Shelton
 2004 Curtis Allen
 2004 Will Conroy
 2005 Will Conroy
 2006 Bobby Jones
 2006 Brandon Roy
 2007 Jon Brockman
 2008 Jon Brockman

2009 Ryan Appleby
 Jon Brockman
 Justin Dentmon
 Quincy Pondexter
 Quincy Pondexter

1,000 POINT SCORERS

1 Chris Welp - 2,073 Points

| Year | G | MIN | FG-A | Pct. | FT-A | Pct. | Reb. | Avg. | Ast | Blk | Stl | TP | Avg. |
|---------------|------------|-------------|-----------------|-------------|----------------|-------------|------------|------------|------------|------------|------------|-------------|-------------|
| 1984 | 31 | 947 | 135-237 | .470 | 58-89 | .652 | 192 | 6.2 | 42 | 28 | 11 | 328 | 16.8 |
| 1985 | 32 | 971 | 170-294 | .578 | 75-108 | .694 | 225 | 7.0 | 49 | 28 | 35 | 415 | 13.0 |
| 1986 | 31 | 1053 | 234-436 | .537 | 133-177 | .751 | 263 | 8.5 | 56 | 67 | 23 | 601 | 19.4 |
| 1987 | 35 | 1143 | 281-473 | .594 | 167-226 | .739 | 315 | 9.0 | 46 | 63 | 40 | 729 | 20.8 |
| Totals | 129 | 4114 | 820-1440 | .569 | 433-600 | .722 | 995 | 7.7 | 192 | 186 | 109 | 2073 | 16.1 |

2 Jon Brockman - 1,805 Points

| Year | G | MIN | FG-A | Pct. | FT-A | Pct. | Reb. | Avg. | Ast | Blk | Stl | TP | Avg. |
|---------------|------------|-------------|-----------------|-------------|----------------|-------------|-------------|------------|------------|-----------|------------|-------------|-------------|
| 2006 | 33 | 605 | 88-166 | .530 | 40-55 | .727 | 167 | 5.1 | 21 | 3 | 31 | 216 | 6.5 |
| 2007 | 32 | 921 | 175-318 | .550 | 103-156 | .660 | 307 | 9.6 | 35 | 4 | 24 | 453 | 14.2 |
| 2008 | 32 | 1009 | 237-442 | .536 | 94-181 | .519 | 370 | 11.6 | 35 | 8 | 21 | 568 | 17.8 |
| 2009 | 34 | 1036 | 190-361 | .526 | 126-197 | .640 | 391 | 11.5 | 39 | 3 | 31 | 506 | 14.9 |
| Totals | 131 | 3760 | 718-1345 | .534 | 369-603 | .612 | 1283 | 9.8 | 133 | 18 | 111 | 1805 | 13.8 |

Note: 0 of 1 (.000) from 3-point range in career

3 Quincy Pondexter - 1,786 Points

| Year | G | MIN | FG-A | Pct. | FT-A | Pct. | Reb. | Avg. | Ast | Blk | Stl | TP | Avg. |
|---------------|------------|-------------|-----------------|-------------|----------------|-------------|------------|------------|------------|-----------|------------|-------------|-------------|
| 2007 | 32 | 764 | 124-249 | .498 | 76-199 | .760 | 128 | 4.0 | 49 | 6 | 21 | 342 | 10.7 |
| 2008 | 33 | 806 | 118-261 | .452 | 76-111 | .685 | 157 | 4.8 | 63 | 5 | 15 | 327 | 9.9 |
| 2009 | 35 | 983 | 165-323 | .511 | 89-120 | .742 | 207 | 5.9 | 55 | 13 | 25 | 422 | 12.1 |
| 2010 | 36 | 1162 | 245-464 | .528 | 187-226 | .827 | 265 | 7.4 | 63 | 21 | 46 | 695 | 19.3 |
| Totals | 136 | 3715 | 652-1297 | .503 | 428-557 | .768 | 757 | 5.6 | 230 | 45 | 107 | 1786 | 13.1 |

Note: 54 of 165 (.327) from 3-point range in career

4 Bob Houbregs - 1,774 Points

| Year | G | MIN | FG-A | Pct. | FT-A | Pct. | Reb. | Avg. | Ast | Blk | Stl | TP | Avg. |
|---------------|-----------|------------|-----------------|-------------|----------------|-------------|------------|-------------|------------|------------|------------|-------------|-------------|
| 1951 | 30 | n/a | 155-387 | .401 | 98-131 | .748 | 292 | 9.7 | n/a | n/a | n/a | 408 | 13.6 |
| 1952 | 28 | n/a | 189-440 | .430 | 142-195 | .728 | 298 | 10.6 | n/a | n/a | n/a | 520 | 18.6 |
| 1953 | 33 | n/a | 325-603 | .539 | 196-264 | .742 | 381 | 11.5 | n/a | n/a | n/a | 846 | 25.6 |
| Totals | 91 | n/a | 669-1430 | .468 | 436-590 | .739 | 971 | 10.7 | n/a | n/a | n/a | 1774 | 19.5 |

5 Todd MacCulloch - 1,743 Points

| Year | G | MIN | FG-A | Pct. | FT-A | Pct. | Reb. | Avg. | Ast | Blk | Stl | TP | Avg. |
|---------------|------------|-------------|-----------------|-------------|----------------|-------------|------------|------------|-----------|------------|-----------|-------------|-------------|
| 1996 | 28 | 419 | 104-154 | .675 | 38-59 | .644 | 134 | 4.8 | 4 | 32 | 10 | 246 | 8.8 |
| 1997 | 28 | 614 | 163-241 | .676 | 72-98 | .735 | 204 | 7.3 | 12 | 25 | 17 | 398 | 14.2 |
| 1998 | 30 | 849 | 225-346 | .650 | 107-152 | .704 | 292 | 9.7 | 11 | 38 | 13 | 557 | 18.6 |
| 1999 | 29 | 904 | 210-317 | .662 | 122-204 | .595 | 345 | 11.9 | 24 | 47 | 29 | 542 | 18.7 |
| Totals | 115 | 2784 | 702-1058 | .664 | 339-514 | .660 | 975 | 8.5 | 51 | 142 | 69 | 1743 | 15.2 |

Note: Did not attempt a shot from 3-point range in career

6 Eldridge Recasner - 1,700 Points

| Year | G | MIN | FG-A | Pct. | FT-A | Pct. | Reb. | Avg. | Ast | Blk | Stl | TP | Avg. |
|---------------|------------|-------------|-----------------|-------------|----------------|-------------|------------|------------|------------|-----------|------------|-------------|-------------|
| 1987 | 35 | 1124 | 111-234 | .474 | 69-99 | .697 | 131 | 3.7 | 103 | 9 | 31 | 294 | 8.4 |
| 1988 | 28 | 1061 | 173-338 | .512 | 105-128 | .820 | 107 | 3.8 | 78 | 5 | 35 | 477 | 17.0 |
| 1989 | 28 | 1011 | 175-352 | .497 | 106-128 | .828 | 95 | 3.4 | 107 | 11 | 28 | 508 | 18.1 |
| 1990 | 26 | 981 | 142-326 | .436 | 99-112 | .884 | 101 | 3.9 | 88 | 3 | 24 | 421 | 16.2 |
| Totals | 117 | 4177 | 601-1250 | .481 | 379-467 | .812 | 434 | 3.7 | 376 | 28 | 118 | 1700 | 14.5 |

Note: 119 of 300 (.397) from 3-point range in career

7 James Edwards - 1,548 Points

| Year | G | MIN | FG-A | Pct. | FT-A | Pct. | Reb. | Avg. | Ast | Blk | Stl | TP | Avg. |
|---------------|------------|------------|-----------------|-------------|----------------|-------------|------------|------------|------------|------------|------------|-------------|-------------|
| 1974 | 25 | n/a | 68-160 | .425 | 34-62 | .548 | 115 | 4.6 | n/a | n/a | n/a | 170 | 6.8 |
| 1975 | 26 | n/a | 125-264 | .473 | 70-129 | .554 | 195 | 7.5 | n/a | n/a | n/a | 320 | 12.3 |
| 1976 | 28 | 811 | 205-392 | .523 | 83-137 | .606 | 200 | 7.1 | 38 | n/a | n/a | 493 | 17.6 |
| 1977 | 27 | 940 | 223-404 | .552 | 119-184 | .647 | 282 | 10.4 | 25 | 38 | 12 | 565 | 20.9 |
| Totals | 105 | n/a | 621-1220 | .509 | 306-512 | .598 | 792 | 7.5 | n/a | n/a | n/a | 1548 | 14.7 |

8 Steve Hawes - 1,516 Points

| Year | G | MIN | FG-A | Pct. | FT-A | Pct. | Reb. | Avg. | Ast | Blk | Stl | TP | Avg. |
|---------------|-----------|------------|-----------------|-------------|----------------|-------------|------------|-------------|------------|------------|------------|-------------|-------------|
| 1970 | 19 | n/a | 147-271 | .542 | 90-131 | .687 | 194 | 10.2 | n/a | n/a | n/a | 384 | 20.2 |
| 1971 | 28 | n/a | 213-405 | .526 | 142-221 | .643 | 386 | 14.8 | n/a | n/a | n/a | 568 | 20.3 |
| 1972 | 26 | n/a | 227-413 | .550 | 110-158 | .696 | 365 | 14.0 | n/a | n/a | n/a | 564 | 21.7 |
| Totals | 73 | n/a | 587-1089 | .539 | 342-510 | .671 | 945 | 12.9 | n/a | n/a | n/a | 1516 | 20.8 |

9 Louis Nelson - 1,504 Points

| Year | G | MIN | FG-A | Pct. | FT-A | Pct. | Reb. | Avg. | Ast | Blk | Stl | TP | Avg. |
|---------------|-----------|------------|-----------------|-------------|----------------|-------------|------------|------------|------------|------------|------------|-------------|-------------|
| 1971 | 28 | n/a | 157-364 | .431 | 173-219 | .746 | 115 | 4.4 | n/a | n/a | n/a | 443 | 15.8 |
| 1972 | 26 | n/a | 144-328 | .439 | 105-137 | .766 | 99 | 3.8 | n/a | n/a | n/a | 393 | 15.1 |
| 1973 | 29 | n/a | 241-509 | .473 | 186-242 | .769 | 116 | 4.0 | n/a | n/a | n/a | 668 | 23.0 |
| Totals | 83 | n/a | 542-1201 | .451 | 464-598 | .776 | 330 | 4.0 | n/a | n/a | n/a | 1504 | 18.1 |

Chris Welp
1984-87

Bob Houbregs
1951-53

Todd MacCulloch
1996-99

Eldridge Recasner
1987-90

James Edwards
1974-77

Steve Hawes
1970-72

Louis Nelson
1971-73

Dean Luton
1997-2000

Doug Smart
1957-59

1,000 POINT SCORERS

19 Mark Sanford - 1,318 Points

| Year | G | MIN | FG-A | Pct. | FT-A | Pct. | Reb. | Avg. | Ast | Blk | Stl | TP | Avg. |
|---------------|-----------|-------------|-----------------|-------------|----------------|-------------|------------|------------|------------|-----------|-----------|-------------|-------------|
| 1995 | 26 | 711 | 155-362 | .428 | 44-73 | .603 | 149 | 5.7 | 27 | 18 | 26 | 378 | 14.5 |
| 1996 | 28 | 809 | 179-389 | .460 | 73-112 | .652 | 171 | 6.1 | 31 | 22 | 39 | 463 | 16.5 |
| 1997 | 28 | 927 | 185-382 | .484 | 83-119 | .698 | 225 | 8.0 | 61 | 26 | 30 | 477 | 17.0 |
| Totals | 82 | 2447 | 519-1133 | .458 | 200-304 | .658 | 545 | 6.6 | 119 | 66 | 95 | 1318 | 16.1 |

Note: 80 of 273 (.293) from 3-point range in career

20 George Irvine - 1,314 Points

| Year | G | MIN | FG-A | Pct. | FT-A | Pct. | Reb. | Avg. | Ast | Blk | Stl | TP | Avg. |
|---------------|-----------|------------|----------------|-------------|----------------|-------------|------------|------------|------------|------------|------------|-------------|-------------|
| 1968 | 26 | n/a | 144-255 | .565 | 102-139 | .734 | 197 | 7.6 | n/a | n/a | n/a | 390 | 15.0 |
| 1969 | 26 | n/a | 161-302 | .533 | 67-98 | .683 | 196 | 7.5 | n/a | n/a | n/a | 404 | 15.6 |
| 1970 | 26 | n/a | 194-337 | .576 | 132-166 | .795 | 175 | 6.7 | n/a | n/a | n/a | 520 | 20.0 |
| Totals | 78 | n/a | 499-894 | .558 | 301-403 | .747 | 568 | 7.3 | n/a | n/a | n/a | 1314 | 16.8 |

21 Andra Griffin - 1,294 Points

| Year | G | MIN | FG-A | Pct. | FT-A | Pct. | Reb. | Avg. | Ast | Blk | Stl | TP | Avg. |
|---------------|------------|-------------|-----------------|-------------|----------------|-------------|------------|------------|-----------|-----------|-----------|-------------|-------------|
| 1978 | 27 | 406 | 77-169 | .467 | 22-39 | .564 | 73 | 2.7 | 10 | 11 | 4 | 176 | 6.5 |
| 1979 | 25 | 615 | 119-274 | .434 | 49-74 | .662 | 122 | 4.9 | 29 | 6 | 18 | 287 | 11.5 |
| 1980 | 28 | 597 | 125-247 | .506 | 56-79 | .709 | 115 | 4.1 | 20 | 6 | 14 | 306 | 10.9 |
| 1981 | 27 | 898 | 210-361 | .582 | 105-137 | .766 | 154 | 5.7 | 9 | 9 | 17 | 525 | 19.4 |
| Totals | 107 | 2516 | 531-1051 | .505 | 232-329 | .705 | 464 | 4.3 | 68 | 32 | 53 | 1294 | 12.1 |

22 Nate Robinson - 1,283 Points

| Year | G | MIN | FG-A | Pct. | FT-A | Pct. | Reb. | Avg. | Ast | Blk | Stl | TP | Avg. |
|---------------|-----------|-------------|----------------|-------------|----------------|-------------|------------|------------|------------|----------|------------|-------------|-------------|
| 2003 | 23 | 576 | 120-260 | .462 | 41-57 | .719 | 89 | 3.9 | 52 | 0 | 26 | 300 | 13.0 |
| 2004 | 31 | 833 | 138-309 | .447 | 87-102 | .853 | 121 | 3.9 | 84 | 3 | 53 | 409 | 13.2 |
| 2005 | 35 | 1101 | 188-406 | .463 | 136-174 | .782 | 135 | 3.9 | 159 | 6 | 61 | 574 | 16.4 |
| Totals | 89 | 2510 | 446-975 | .457 | 264-333 | .793 | 345 | 3.9 | 295 | 9 | 140 | 1283 | 14.4 |

Note: 127 of 365 (.348) from 3-point range in career

23 Bobby Jones - 1,226 Points

| Year | G | MIN | FG-A | Pct. | FT-A | Pct. | Reb. | Avg. | Ast | Blk | Stl | TP | Avg. |
|---------------|------------|-------------|----------------|-------------|----------------|-------------|------------|------------|------------|-----------|------------|-------------|------------|
| 2003 | 27 | 514 | 48-119 | .403 | 53-69 | .768 | 111 | 4.1 | 28 | 12 | 21 | 153 | 5.7 |
| 2004 | 31 | 760 | 130-228 | .570 | 87-131 | .664 | 153 | 4.9 | 25 | 17 | 37 | 348 | 11.2 |
| 2005 | 34 | 865 | 133-261 | .510 | 85-125 | .680 | 190 | 5.6 | 57 | 13 | 36 | 382 | 11.2 |
| 2006 | 33 | 874 | 113-239 | .473 | 88-118 | .746 | 163 | 4.9 | 43 | 17 | 40 | 343 | 10.4 |
| Totals | 125 | 3013 | 424-847 | .501 | 313-443 | .707 | 617 | 4.9 | 153 | 59 | 134 | 1226 | 9.8 |

Note: 65 of 177 (.367) from 3-point range in career

24 Stan Walker - 1,175 Points

| Year | G | MIN | FG-A | Pct. | FT-A | Pct. | Reb. | Avg. | Ast | Blk | Stl | TP | Avg. |
|---------------|------------|-------------|-----------------|-------------|----------------|-------------|------------|------------|------------|-----------|------------|-------------|-------------|
| 1977 | 27 | 645 | 105-235 | .447 | 25-36 | .694 | 114 | 4.2 | 36 | 5 | 24 | 235 | 8.7 |
| 1978 | 27 | 728 | 121-278 | .435 | 35-46 | .761 | 142 | 5.3 | 51 | 4 | 22 | 277 | 10.3 |
| 1979 | 27 | 893 | 153-316 | .484 | 33-47 | .702 | 142 | 5.3 | 63 | 5 | 22 | 339 | 12.6 |
| 1980 | 28 | 821 | 150-295 | .508 | 24-28 | .857 | 158 | 5.6 | 63 | 8 | 35 | 324 | 11.6 |
| Totals | 109 | 3087 | 529-1124 | .471 | 117-157 | .745 | 556 | 5.1 | 213 | 22 | 103 | 1175 | 10.8 |

25 Donald Watts - 1,158 Points

| Year | G | MIN | FG-A | Pct. | FT-A | Pct. | Reb. | Avg. | Ast | Blk | Stl | TP | Avg. |
|---------------|------------|-------------|----------------|-------------|----------------|-------------|------------|------------|------------|-----------|------------|-------------|-------------|
| 1996 | 28 | 471 | 24-108 | .222 | 32-51 | .627 | 46 | 1.6 | 40 | 3 | 19 | 85 | 3.0 |
| 1997 | 27 | 749 | 74-206 | .359 | 70-97 | .722 | 93 | 3.4 | 71 | 5 | 23 | 239 | 8.9 |
| 1998 | 30 | 991 | 156-328 | .476 | 170-238 | .714 | 117 | 3.9 | 107 | 14 | 48 | 506 | 16.9 |
| 1999 | 25 | 791 | 103-236 | .436 | 90-127 | .709 | 92 | 3.7 | 92 | 5 | 26 | 328 | 13.1 |
| Totals | 110 | 3002 | 357-878 | .407 | 362-513 | .706 | 348 | 3.2 | 310 | 27 | 116 | 1158 | 10.5 |

Note: 82 of 237 (.346) from 3-point range in career

26 Isaiah Thomas - 1,134 Points

| Year | G | MIN | FG-A | Pct. | FT-A | Pct. | Reb. | Avg. | Ast | Blk | Stl | TP | Avg. |
|---------------|-----------|-------------|----------------|-------------|----------------|-------------|------------|------------|------------|----------|-----------|-------------|-------------|
| 2009 | 35 | 993 | 180-431 | .418 | 142-207 | .686 | 106 | 3.0 | 91 | 2 | 38 | 541 | 15.5 |
| 2010 | 35 | 1089 | 186-448 | .415 | 156-213 | .732 | 137 | 3.9 | 111 | 3 | 37 | 593 | 16.9 |
| Totals | 70 | 2082 | 366-879 | .416 | 298-420 | .710 | 243 | 3.5 | 202 | 5 | 75 | 1134 | 16.2 |

Note: 104 of 333 (.312) from 3-point range in career

27 Will Conroy - 1,113 Points

| Year | G | MIN | FG-A | Pct. | FT-A | Pct. | Reb. | Avg. | Ast | Blk | Stl | TP | Avg. |
|---------------|------------|-------------|----------------|-------------|----------------|-------------|------------|------------|------------|----------|------------|-------------|------------|
| 2002 | 29 | 362 | 23-67 | .343 | 21-33 | .636 | 45 | 1.6 | 46 | 1 | 23 | 72 | 2.5 |
| 2003 | 27 | 776 | 115-252 | .456 | 84-111 | .757 | 97 | 3.6 | 108 | 1 | 33 | 343 | 12.7 |
| 2004 | 31 | 835 | 117-260 | .450 | 104-146 | .712 | 81 | 2.6 | 142 | 0 | 20 | 380 | 12.3 |
| 2005 | 34 | 1047 | 109-239 | .456 | 70-92 | .761 | 113 | 3.3 | 219 | 3 | 27 | 318 | 9.4 |
| Totals | 121 | 3020 | 364-818 | .445 | 279-382 | .730 | 336 | 2.8 | 515 | 5 | 103 | 1113 | 9.2 |


Note: 106 of 320 (.331) from 3-point range in career




Nate Robinson
2003-05



Jon Brockman
2006-present



Bobby Jones
2003-06



Stan Walker
1977-80



Donald Watts
1996-99



Will Conroy
2002-05



Dean Parsons
1952-55



Frank Guisness
1952-55


1,000 POINT SCORERS



Jack Nichols
1944-48



Ray Price
1972-74



Mike Hayward
1988-91



Dion Brown
1989-91



Gordy Harris
1965-76



Bryant Boston
1992-96

28 Dean Parsons - 1,101 Points

| Year | G | MIN | FG-A | Pct. | FT-A | Pct. | Reb. | Avg. | Ast | Blk | Stl | TP | Avg. |
|---------------|------------|------------|----------------|-------------|----------------|-------------|------------|------------|------------|------------|------------|-------------|-------------|
| 1952 | 21 | n/a | 12-48 | .250 | 11-27 | .407 | 54 | 2.6 | n/a | n/a | n/a | 35 | 1.7 |
| 1953 | 33 | n/a | 36-111 | .324 | 84-142 | .592 | 166 | 5.0 | n/a | n/a | n/a | 156 | 4.7 |
| 1954 | 26 | n/a | 128-297 | .431 | 173-281 | .616 | 310 | 11.9 | n/a | n/a | n/a | 429 | 16.5 |
| 1955 | 25 | n/a | 146-330 | .442 | 189-271 | .697 | 346 | 13.8 | n/a | n/a | n/a | 481 | 19.2 |
| Totals | 105 | n/a | 322-786 | .410 | 457-721 | .634 | 876 | 8.3 | n/a | n/a | n/a | 1101 | 10.5 |

29 Frank Guisness - 1,070 Points

| Year | G | MIN | FG-A | Pct. | FT-A | Pct. | Reb. | Avg. | Ast | Blk | Stl | TP | Avg. |
|---------------|-----------|------------|-----------------|-------------|----------------|------------|------------|------------|------------|------------|------------|-------------|-------------|
| 1950 | 29 | n/a | 116-400 | .290 | 69-n/a | n/a | n/a | n/a | n/a | n/a | n/a | 301 | 10.4 |
| 1951 | 30 | n/a | 142-398 | .357 | 108-164 | .659 | 112 | 3.7 | n/a | n/a | n/a | 392 | 13.1 |
| 1952 | 31 | n/a | 138-405 | .340 | 101-139 | .727 | 147 | 4.7 | n/a | n/a | n/a | 377 | 12.2 |
| Totals | 90 | n/a | 396-1203 | .329 | 278-n/a | n/a | n/a | n/a | n/a | n/a | n/a | 1070 | 11.9 |

30 Jack Nichols - 1,067 Points

| Year | G | MIN | FG-A | Pct. | FT-A | Pct. | Reb. | Avg. | Ast | Blk | Stl | TP | Avg. |
|---------------|-----------|------------|------------|------------|------------|------------|------------|------------|------------|------------|------------|-------------|-------------|
| 1944 | 32 | n/a | n/a | n/a | n/a | n/a | n/a | n/a | n/a | n/a | n/a | n/a | n/a |
| 1947 | 24 | n/a | n/a | n/a | n/a | n/a | n/a | n/a | n/a | n/a | n/a | n/a | n/a |
| 1948 | 34 | n/a | n/a | n/a | n/a | n/a | n/a | n/a | n/a | n/a | n/a | 505 | 14.8 |
| Totals | 90 | n/a | n/a | n/a | n/a | n/a | n/a | n/a | n/a | n/a | n/a | 1067 | 11.9 |

31 Ray Price - 1,064 Points

| Year | G | MIN | FG-A | Pct. | FT-A | Pct. | Reb. | Avg. | Ast | Blk | Stl | TP | Avg. |
|---------------|-----------|------------|----------------|-------------|----------------|-------------|------------|------------|------------|------------|------------|-------------|---------------|
| 1972 | 26 | n/a | 86-170 | .506 | 65-89 | .730 | 121 | 4.7 | n/a | n/a | n/a | 237 | 9.1 |
| 1973 | 29 | n/a | 187-376 | .497 | 77-99 | .778 | 263 | 9.1 | n/a | n/a | n/a | 451 | 15.6 |
| 1974 | 26 | n/a | 153-319 | .480 | 70-86 | .814 | 176 | 6.8 | n/a | n/a | n/a | 376 | 14.5 |
| Totals | 81 | n/a | 426-865 | .492 | 212-274 | .774 | 560 | 6.9 | n/a | n/a | n/a | 1064 | 13.128 |

32 Mike Hayward - 1,058 Points

| Year | G | MIN | FG-A | Pct. | FT-A | Pct. | Reb. | Avg. | Ast | Blk | Stl | TP | Avg. |
|---------------|------------|-------------|----------------|-------------|----------------|-------------|------------|------------|------------|-----------|-----------|-------------|------------|
| 1988 | 29 | 895 | 139-294 | .473 | 113-140 | .807 | 145 | 5.0 | 59 | 10 | 25 | 406 | 14.0 |
| 1989 | 28 | 784 | 97-197 | .492 | 45-60 | .750 | 114 | 4.1 | 82 | 3 | 22 | 269 | 9.6 |
| 1990 | 28 | 634 | 46-106 | .434 | 52-69 | .754 | 78 | 2.8 | 40 | 3 | 14 | 146 | 5.2 |
| 1991 | 28 | 816 | 71-157 | .452 | 78-101 | .772 | 116 | 4.1 | 58 | 6 | 29 | 237 | 8.5 |
| Totals | 113 | 3129 | 353-754 | .468 | 288-370 | .778 | 453 | 4.0 | 239 | 22 | 90 | 1058 | 9.4 |

Note: 64 of 154 (.416) from 3-point range in career

33 Dion Brown - 1,056 Points

| Year | G | MIN | FG-A | Pct. | FT-A | Pct. | Reb. | Avg. | Ast | Blk | Stl | TP | Avg. |
|---------------|-----------|-------------|----------------|-------------|----------------|-------------|------------|------------|------------|-----------|------------|-------------|-------------|
| 1989 | 28 | 844 | 122-261 | .467 | 48-87 | .552 | 143 | 5.1 | 57 | 10 | 42 | 304 | 10.9 |
| 1990 | 28 | 851 | 128-260 | .492 | 60-89 | .674 | 184 | 6.6 | 35 | 4 | 31 | 317 | 11.3 |
| 1991 | 28 | 1024 | 163-338 | .482 | 88-129 | .682 | 227 | 7.9 | 73 | 5 | 54 | 435 | 15.5 |
| Totals | 84 | 2719 | 413-859 | .481 | 196-305 | .643 | 554 | 6.6 | 165 | 19 | 127 | 1056 | 12.6 |

Note: 34 of 107 (.318) from 3-point range in career

34 Gordy Harris - 1,054 Points

| Year | G | MIN | FG-A | Pct. | FT-A | Pct. | Reb. | Avg. | Ast | Blk | Stl | TP | Avg. |
|---------------|-----------|------------|----------------|-------------|----------------|-------------|------------|------------|------------|------------|------------|-------------|-------------|
| 1965 | 25 | n/a | 72-162 | .444 | 57-82 | .695 | 208 | 8.3 | n/a | n/a | n/a | 201 | 8.0 |
| 1966 | 25 | n/a | 172-351 | .490 | 90-145 | .620 | 197 | 7.9 | n/a | n/a | n/a | 434 | 17.4 |
| 1967 | 25 | n/a | 156-316 | .493 | 107-148 | .721 | 208 | 8.3 | n/a | n/a | n/a | 419 | 16.8 |
| Totals | 75 | n/a | 400-829 | .483 | 254-375 | .677 | 613 | 8.2 | n/a | n/a | n/a | 1054 | 14.1 |

35 Bryant Boston - 1,010 Points

| Year | G | MIN | FG-A | Pct. | FT-A | Pct. | Reb. | Avg. | Ast | Blk | Stl | TP | Avg. |
|---------------|-----------|-------------|----------------|-------------|----------------|-------------|------------|------------|------------|-----------|------------|-------------|-------------|
| 1992 | 20 | 449 | 44-108 | .407 | 20-29 | .690 | 38 | 1.9 | 37 | 4 | 22 | 110 | 5.5 |
| 1993 | 24 | 588 | 61-149 | .409 | 19-32 | .594 | 44 | 1.8 | 40 | 19 | 32 | 147 | 6.1 |
| 1995 | 27 | 915 | 162-364 | .445 | 47-68 | .691 | 87 | 3.2 | 54 | 16 | 67 | 397 | 14.7 |
| 1996 | 28 | 892 | 145-338 | .429 | 43-68 | .632 | 83 | 3.0 | 58 | 12 | 43 | 356 | 12.7 |
| Totals | 99 | 2844 | 412-959 | .430 | 129-197 | .655 | 252 | 2.5 | 189 | 51 | 164 | 1010 | 10.2 |

Note: 57 of 203 (.281) from 3-point range in career

BANK OF AMERICA ARENA RECORDS

Individual Records

Points Scored

UW 49, Bob Houbregs vs. Idaho, 1/10/53
 OPP 38, Steve Johnson, Oregon St., 1/24/81
 38, Stuart House, Washington St., 1/5/80

Field Goals Made

UW 19, Bob Houbregs vs. Idaho, 1/10/53
 OPP 17, Mario Bennett, Arizona State, 3/2/95

Free Throws Made

UW 18, (of 20), Louie Nelson vs. Oregon State, 3/3/73
 OPP 17, (of 18), Ike Diogu, Arizona State, 2/24/05

3-Point Field Goals Made

UW 6, Tre Simmons vs. Oregon State, 1/15/05
 6, Tre Simmons vs. USC, 2/3/05
 6, Tre Simmons vs. Arizona State, 2/24/05
 6, Ryan Appleby vs. Loyola Marymount, 11/25/05
 6, Ryan Appleby vs. Southern Utah, 12/4/06
 6, Ryan Appleby vs. Arizona State, 1/6/07
 OPP 6, Bennie Seltzer, Wash. State, 3/13/93
 6, Jawann McLellan, Arizona, 1/4/07

Rebounds

UW 30, Ed Correll vs. Oregon, 2/24/62
 OPP 23, David Greenwood, UCLA, 1/6/78

Assists

UW 15, Chester Dorsey vs. UCLA, 2/22/75
 15, Curtis Allen vs. Arizona State, 1/10/02
 OPP 13, Gary Payton, Oregon State, 2/18/89

Steals

UW 7, Mike Hayward vs. Arizona, 1/3/91
 7, Brent Merritt vs. Southern Cal, 2/28/91
 7, Joel Smith vs. Sacred Heart, 12/22/04
 OPP 8, Don Collins, Washington State, 1/5/80

Blocked Shots

UW 7, David Dixon vs. Santa Clara, 11/24/01
 OPP 7, Todd Anderson, Washington St., 1/9/88

Team Records

Points Scored

UW 130, vs. Chico State, 12/1/92
 OPP 110, Arizona, 12/20/87 & 1/10/98

Field Goal Percent

UW .676 (48-71) vs. Chico State, 12/1/92
 OPP .700 (42-60) Arizona, 12/20/87

Free Throw Percent

UW 1.000 (13-13) vs. Seattle Pacific, 12/23/76
 OPP 1.000 (10-10), Seattle University, 12/10/77

3-Point Field Goals Percent

UW .769 (10-13) vs. Washington State, 1/21/96
 OPP .786 (11-14), Arizona, 12/20/87

3-Point Field Goals

UW 17 (of 33), vs. Nicholls State, 11/13/06
 OPP 11 (of 14), Arizona, 12/20/87
 11 (of 20), Arizona, 1/4/07

Rebounds

UW 85, vs. Idaho, 12/2/69
 OPP 66, California, 1/12/70

Free Throws

UW 46 (of 61), vs. Seattle University, 1/26/10
 OPP 32 (of 34), Idaho, 12/1/81
 32 (of 50), California, 1/16/10

Field Goals

UW 48 (of 87), vs. UCLA, 2/22/75
 48 (of 72), vs. Chico State, 12/1/92
 OPP 45 (of 78), UCLA, 1/5/74

Assists

UW 36, vs. UCLA, 2/22/75
 OPP 31, Oregon State, 2/18/89

Blocked Shots

UW 14, vs. Santa Clara, 11/24/01
 OPP 11, Wake Forest, 12/23/77

Steals

UW 21, vs. Sacred Heart, 12/22/05
 OPP 17, Arizona, 2/5/89

Washington High Point Games

| No. | Opponent | Date | Score |
|-----|--------------------|---------------|--------|
| 1. | Chico State | Dec. 1, 1992 | 130-67 |
| 2. | Seattle University | Jan. 26, 2010 | 123-76 |
| 3. | Grambling | Dec. 27, 1974 | 117-90 |
| 4. | Portland | Nov. 24, 1990 | 115-80 |
| 5. | Sacred Heart | Dec. 22, 2004 | 114-53 |
| 6. | Montana State | Dec. 12, 1975 | 113-79 |
| 7. | Hawaii | Jan. 28, 1966 | 111-52 |
| 8. | Portland State | Nov. 15, 2009 | 111-55 |
| 9t. | Lewis-Clark State | Dec. 4, 1980 | 110-80 |
| 9t. | Boise State | Dec. 6, 1974 | 110-76 |
| 9t. | Houston | Dec. 24, 2004 | 110-63 |

Opponent High Point Games

| No. | Team | Date | Score |
|-----|--------------|--------------------|--------|
| 1t. | Arizona | Dec. 20, 1987 | 110-71 |
| 1t. | Arizona | Jan. 10, 1998 | 110-91 |
| 3. | Oregon State | Feb. 18, 1989 | 106-66 |
| 4t. | UCLA | Jan. 5, 1974 | 100-48 |
| 4t. | UCLA | Feb. 19, 1972 | 100-83 |
| 6t. | Oregon State | Jan. 24, 1981 (ot) | 97-91 |
| 6t. | UCLA | Feb. 25, 1988 | 97-87 |
| 8. | Arizona | Jan. 4, 2007 | 96-87 |
| 9t. | California | Jan. 12, 1970 | 94-64 |
| 9t. | UCLA | Mar. 1, 1998 | 94-95 |

HUSKY HISTORY



YEAR-BY-YEAR RESULTS

| Year | Head Coach | Season | | | | | | Conference Affiliation | Conference | | | Postseason |
|---------|--------------------|------------|------------|-----------------------------|------|-------|---------|-----------------------------|------------|------|----------|------------|
| | | Won | Lost | Pct. | Home | Away | Neutral | | Won | Lost | Place | |
| 1896 | none | 1 | 1 | 1.000 | 1-1 | 0-0 | 0-0 | — | — | — | | |
| 1897-98 | no team | — | — | — | — | — | — | — | — | — | | |
| 1899 | none | 1 | 1 | .500 | 1-1 | 0-0 | 0-0 | — | — | — | | |
| 1900-01 | no team | — | — | — | — | — | — | — | — | — | | |
| 1902 | none | 7 | 0 | 1.000 | 7-0 | 0-0 | 0-0 | — | — | — | | |
| 1903 | none | 3 | 4 | .750 | 3-4 | 0-0 | 0-0 | — | — | — | | |
| 1904 | none (tied 1 game) | 6 | 3 | .650 | 1-0 | 5-3-1 | 0-0 | — | — | — | | |
| 1905 | none | 4 | 1 | .800 | 0-0 | 4-1 | 0-0 | — | — | — | | |
| 1906-08 | no team | — | — | — | — | — | — | — | — | — | | |
| 1909 | David C. Hall | 9 | 1 | .900 | 9-1 | 0-0 | 0-0 | — | — | — | | |
| 1910 | David C. Hall | 14 | 6 | .700 | 4-1 | 10-5 | 0-0 | — | — | — | | |
| 1911 | Warner Williams | 11 | 1 | .917 | 4-0 | 7-1 | 0-0 | Northwest Intercollegiate | 7 | 1 | 1st | |
| 1912 | Oscar Olson | 12 | 5 | .706 | 5-0 | 7-5 | 0-0 | Northwest Intercollegiate | 8 | 4 | 3rd | |
| 1913 | Oscar Olson | 14 | 5 | .737 | 7-1 | 7-4 | 0-0 | Northwest Intercollegiate | 11 | 5 | 2nd | |
| 1914 | Anthony Savage | 12 | 2 | .857 | 6-0 | 4-2 | 2-0 | Northwest Intercollegiate | 12 | 2 | 1st | |
| 1915 | Anthony Savage | 17 | 2 | .895 | 9-1 | 8-1 | 0-0 | Northwest Intercollegiate | 11 | 1 | 1st | |
| 1916 | John Davidson | 7 | 7 | .500 | 4-3 | 3-4 | 0-0 | Pacific Coast | 2 | 6 | 3rd | |
| 1917 | John Davidson | 9 | 8 | .529 | 4-2 | 5-6 | 0-0 | Pacific Coast | 7 | 5 | 3rd | |
| 1918 | Claude J. Hunt | 4 | 8 | .333 | 3-4 | 1-4 | 0-0 | Pacific Coast | — | — | — | |
| 1919 | Claude J. Hunt | 6 | 10 | .375 | 4-2 | 2-8 | 0-0 | Pacific Coast | 5 | 7 | 4th | |
| 1920 | Leonard B. Allison | 7 | 8 | .467 | 6-5 | 1-3 | 0-0 | Pacific Coast | 5 | 7 | 4th, tie | |
| 1921 | Hec Edmundson | 18 | 4 | .818 | 15-0 | 3-4 | 0-0 | Pacific Coast | 10 | 4 | 3rd | |
| 1922 | Hec Edmundson | 13 | 5 | .722 | 7-2 | 6-3 | 0-0 | Pacific Coast | 11 | 5 | 4th | |
| 1923 | Hec Edmundson | 12 | 4 | .750 | 7-2 | 5-2 | 0-0 | Pacific Coast/Northern Div. | 5 | 3 | 1st, tie | |
| 1924 | Hec Edmundson | 12 | 4 | .750 | 8-0 | 4-4 | 0-0 | Pacific Coast/Northern Div. | 6 | 2 | 1st | |
| 1925 | Hec Edmundson | 14 | 7 | .666 | 9-3 | 5-4 | 0-0 | Pacific Coast/Northern Div. | 5 | 5 | 3rd, tie | |
| 1926 | Hec Edmundson | 10 | 6 | .625 | 7-2 | 3-4 | 0-0 | Pacific Coast/Northern Div. | 5 | 5 | 4th | |
| 1927 | Hec Edmundson | 15 | 4 | .989 | 9-2 | 6-2 | 0-0 | Pacific Coast/Northern Div. | 7 | 3 | 2nd, tie | |
| 1928 | Hec Edmundson | 22 | 6 | .785 | 17-2 | 5-4 | 0-0 | Pacific Coast/Northern Div. | 9 | 1 | 1st | |
| 1929 | Hec Edmundson | 18 | 2 | .900 | 10-0 | 8-2 | 0-0 | Pacific Coast/Northern Div. | 10 | 0 | 1st | |
| 1930 | Hec Edmundson | 21 | 7 | .750 | 12-2 | 9-5 | 0-0 | Pacific Coast/Northern Div. | 12 | 4 | 1st | |
| 1931 | Hec Edmundson | 25 | 3 | .892 | 19-1 | 6-2 | 0-0 | Pacific Coast/Northern Div. | 14 | 2 | 1st | |
| 1932 | Hec Edmundson | 19 | 6 | .760 | 14-1 | 5-5 | 0-0 | Pacific Coast/Northern Div. | 12 | 4 | 1st | |
| 1933 | Hec Edmundson | 22 | 6 | .785 | 16-3 | 6-3 | 0-0 | Pacific Coast/Northern Div. | 10 | 6 | 2nd | |
| 1934 | Hec Edmundson | 20 | 5 | .800 | 12-2 | 8-3 | 0-0 | Pacific Coast/Northern Div. | 14 | 2 | 1st | |
| 1935 | Hec Edmundson | 16 | 8 | .666 | 10-6 | 6-2 | 0-0 | Pacific Coast/Northern Div. | 11 | 5 | 2nd | |
| 1936 | Hec Edmundson | 25 | 7 | .781 | 17-1 | 6-5 | 2-1 | Pacific Coast/Northern Div. | 13 | 3 | 1st | |
| 1937 | Hec Edmundson | 15 | 11 | .576 | 9-6 | 6-5 | 0-0 | Pacific Coast/Northern Div. | 11 | 5 | 1st, tie | |
| 1938 | Hec Edmundson | 29 | 7 | .783 | 17-2 | 12-5 | 0-0 | Pacific Coast/Northern Div. | 13 | 7 | 2nd | |
| 1939 | Hec Edmundson | 20 | 5 | .800 | 12-2 | 8-3 | 0-0 | Pacific Coast/Northern Div. | 11 | 5 | 2nd | |
| 1940 | Hec Edmundson | 10 | 15 | .400 | 7-9 | 3-6 | 0-0 | Pacific Coast/Northern Div. | 6 | 10 | 4th | |
| 1941 | Hec Edmundson | 12 | 13 | .480 | 10-6 | 2-7 | 0-0 | Pacific Coast/Northern Div. | 7 | 9 | 3rd, tie | |
| 1942 | Hec Edmundson | 18 | 7 | .720 | 12-2 | 6-5 | 0-0 | Pacific Coast/Northern Div. | 10 | 6 | 2nd | |
| 1943 | Hec Edmundson | 24 | 7 | .774 | 14-2 | 10-3 | 0-2 | Pacific Coast/Northern Div. | 12 | 4 | 1st | |
| 1944 | Hec Edmundson | 26 | 6 | .821 | 16-2 | 10-4 | 0-0 | Pacific Coast/Northern Div. | 15 | 1 | 1st | |
| 1945 | Hec Edmundson | 22 | 18 | .550 | 15-8 | 5-10 | 2-0 | Pacific Coast/Northern Div. | 5 | 11 | 4th | |
| 1946 | Hec Edmundson | 14 | 14 | .500 | 10-4 | 4-10 | 0-0 | Pacific Coast/Northern Div. | 6 | 10 | 4th | |
| 1947 | Hec Edmundson | 16 | 8 | .666 | 12-3 | 4-5 | 0-0 | Pacific Coast/Northern Div. | 8 | 8 | 3rd | |
| | TOTALS | 488 | 195 | .714 pct. (27 years) | | | | 258 | 130 | | | |
| 1948 | Art McLarney | 23 | 11 | .676 | 12-1 | 10-9 | 1-1 | Pacific Coast/Northern Div. | 10 | 6 | 1st, tie | |
| 1949 | Art McLarney | 11 | 15 | .423 | 9-7 | 2-8 | 0-0 | Pacific Coast/Northern Div. | 6 | 10 | 5th | |
| 1950 | Art McLarney | 19 | 10 | .655 | 15-4 | 4-6 | 0-0 | Pacific Coast/Northern Div. | 8 | 8 | 2nd, tie | |
| | TOTALS | 53 | 36 | .596 pct. (3 years) | | | | 24 | 24 | | | |
| 1951 | Tippy Dye | 24 | 6 | .800 | 17-0 | 5-5 | 2-1 | Pacific Coast/Northern Div. | 11 | 5 | 1st | |
| 1952 | Tippy Dye | 25 | 6 | .806 | 11-1 | 14-5 | 0-0 | Pacific Coast/Northern Div. | 14 | 2 | 1st | |
| 1953 | Tippy Dye | 28 | 3 | .903 | 16-0 | 9-2 | 3-1 | Pacific Coast/Northern Div. | 15 | 1 | 1st | |
| 1954 | Tippy Dye | 8 | 18 | .307 | 6-8 | 2-7 | 0-3 | Pacific Coast/Northern Div. | 7 | 9 | 4th | |
| 1955 | Tippy Dye | 13 | 12 | .520 | 9-5 | 4-7 | 0-0 | Pacific Coast/Northern Div. | 7 | 9 | 3rd | |
| 1956 | Tippy Dye | 15 | 11 | .576 | 11-1 | 4-10 | 0-0 | Pacific Coast | 11 | 5 | 2nd | |
| 1957 | Tippy Dye | 17 | 9 | .653 | 8-5 | 8-4 | 1-0 | Pacific Coast | 13 | 3 | 2nd, tie | |
| 1958 | Tippy Dye | 8 | 18 | .307 | 5-8 | 2-9 | 1-1 | Pacific Coast | 5 | 11 | 8th | |
| 1959 | Tippy Dye | 18 | 8 | .692 | 12-1 | 6-7 | 0-0 | Pacific Coast | 11 | 5 | 2nd | |
| | TOTALS | 156 | 91 | .632 pct. (9 years) | | | | 94 | 50 | | | |

YEAR-BY-YEAR RESULTS

| Year | Head Coach | Season | | | | | | Conference | | | Postseason | |
|------|---------------|------------|------------|-----------------------------|------|------|---------|----------------------------------|------------|------------|------------|-----------------------------|
| | | Won | Lost | Pct. | Home | Away | Neutral | Affiliation | Won | Lost | | Place |
| 1960 | John Grayson | 15 | 13 | .535 | 8-5 | 7-8 | 0-0 | Athletic Assoc. of Western Univ. | 2 | 9 | 5th | |
| 1961 | John Grayson | 13 | 13 | .500 | 11-2 | 2-11 | 0-0 | Athletic Assoc. of Western Univ. | 6 | 6 | 3rd | |
| 1962 | John Grayson | 16 | 10 | .615 | 10-4 | 5-4 | 1-2 | Athletic Assoc. of Western Univ. | 5 | 7 | 3rd, tie | |
| 1963 | John Grayson | 13 | 13 | .500 | 8-3 | 5-7 | 0-3 | Athletic Assoc. of Western Univ. | 6 | 6 | 3rd, tie | |
| | TOTALS | 57 | 49 | .538 pct. (4 years) | | | | | 19 | 28 | | |
| 1964 | Mac Duckworth | 9 | 17 | .346 | 6-6 | 2-9 | 1-2 | Athletic Assoc. of Western Univ. | 5 | 10 | 5th | |
| 1965 | Mac Duckworth | 9 | 16 | .360 | 4-7 | 5-6 | 0-3 | Athletic Assoc. of Western Univ. | 5 | 9 | 6th | |
| 1966 | Mac Duckworth | 10 | 15 | .400 | 7-6 | 2-8 | 1-1 | Athletic Assoc. of Western Univ. | 4 | 10 | 6th, tie | |
| 1967 | Mac Duckworth | 13 | 12 | .520 | 7-4 | 3-8 | 3-0 | Athletic Assoc. of Western Univ. | 6 | 8 | 5th, tie | |
| 1968 | Mac Duckworth | 12 | 14 | .461 | 9-4 | 2-9 | 1-1 | Athletic Assoc. of Western Univ. | 4 | 10 | 7th | |
| | TOTALS | 53 | 74 | .417 pct. (5 years) | | | | | 24 | 47 | | |
| 1969 | Tex Winter | 13 | 13 | .500 | 10-3 | 3-8 | 0-2 | Pacific-8 | 6 | 8 | 4th | |
| 1970 | Tex Winter | 17 | 9 | .653 | 11-3 | 4-6 | 2-0 | Pacific-8 | 7 | 7 | 5th | |
| 1971 | Tex Winter | 15 | 13 | .535 | 10-3 | 4-9 | 1-1 | Pacific-8 | 6 | 8 | 5th | |
| | TOTALS | 45 | 35 | .563 pct. (3 years) | | | | | 19 | 23 | | |
| 1972 | Marv Harshman | 20 | 6 | .769 | 12-1 | 6-4 | 2-1 | Pacific-8 | 10 | 4 | 2nd | |
| 1973 | Marv Harshman | 16 | 11 | .592 | 11-3 | 5-6 | 0-2 | Pacific-8 | 6 | 8 | 5th, tie | |
| 1974 | Marv Harshman | 16 | 10 | .615 | 10-3 | 3-7 | 3-0 | Pacific-8 | 7 | 7 | 4th | |
| 1975 | Marv Harshman | 16 | 10 | .615 | 11-5 | 3-5 | 2-0 | Pacific-8 | 6 | 8 | 5th, tie | |
| 1976 | Marv Harshman | 23 | 5 | .821 | 11-2 | 9-3 | 3-0 | Pacific-8 | 10 | 4 | 3rd | NCAA (32) |
| 1977 | Marv Harshman | 17 | 10 | .629 | 12-2 | 3-8 | 2-0 | Pacific-8 | 8 | 6 | 3rd, tie | |
| 1978 | Marv Harshman | 14 | 13 | .518 | 8-4 | 4-8 | 2-1 | Pacific-8 | 6 | 8 | 5th, tie | |
| 1979 | Marv Harshman | 11 | 16 | .407 | 8-7 | 2-8 | 1-1 | Pacific-10 | 6 | 12 | 8th, tie | |
| 1980 | Marv Harshman | 18 | 10 | .642 | 11-4 | 5-6 | 2-0 | Pacific-10 | 9 | 9 | 5th | NIT (32) |
| 1981 | Marv Harshman | 14 | 13 | .519 | 9-6 | 4-6 | 1-1 | Pacific-10 | 8 | 10 | 5th, tie | |
| 1982 | Marv Harshman | 19 | 10 | .655 | 12-4 | 7-6 | 0-0 | Pacific-10 | 11 | 7 | 4th | NIT (16) |
| 1983 | Marv Harshman | 16 | 15 | .516 | 11-4 | 3-10 | 2-1 | Pacific-10 | 7 | 11 | 6th, tie | |
| 1984 | Marv Harshman | 24 | 7 | .774 | 13-0 | 8-5 | 3-2 | Pacific-10 | 15 | 3 | 1st, tie | NCAA (16) |
| 1985 | Marv Harshman | 22 | 10 | .687 | 12-2 | 8-6 | 2-2 | Pacific-10 | 13 | 5 | 1st, tie | NCAA (64) |
| | TOTALS | 246 | 146 | .628 pct. (14 years) | | | | | 122 | 102 | | |
| 1986 | Andy Russo | 19 | 12 | .612 | 9-6 | 9-5 | 1-1 | Pacific-10 | 13 | 5 | 2nd | NCAA (64) |
| 1987 | Andy Russo | 20 | 15 | .571 | 15-3 | 4-10 | 1-2 | Pacific-10 | 10 | 8 | 3rd | Pac-10 Tournament / NIT (8) |
| 1988 | Andy Russo | 10 | 19 | .344 | 7-8 | 2-10 | 1-1 | Pacific-10 | 5 | 13 | 8th, tie | Pac-10 Tournament |
| 1989 | Andy Russo | 12 | 16 | .428 | 9-7 | 3-7 | 0-2 | Pacific-10 | 8 | 10 | 6th | Pac-10 Tournament |
| | TOTALS | 61 | 62 | .496 pct. (4 years) | | | | | 36 | 36 | | |
| 1990 | Lynn Nance | 11 | 17 | .392 | 10-6 | 1-11 | 0-0 | Pacific-10 | 5 | 13 | 9th | Pac-10 Tournament |
| 1991 | Lynn Nance | 14 | 14 | .500 | 11-5 | 2-8 | 1-1 | Pacific-10 | 5 | 13 | 10th | |
| 1992 | Lynn Nance | 12 | 17 | .413 | 10-7 | 2-9 | 0-1 | Pacific-10 | 5 | 13 | 8th | |
| 1993 | Lynn Nance | 13 | 14 | .481 | 8-6 | 4-7 | 1-1 | Pacific-10 | 7 | 11 | 8th | |
| | TOTALS | 50 | 62 | .446 pct. (4 years) | | | | | 22 | 50 | | |
| 1994 | Bob Bender | 5 | 22 | .185 | 3-10 | 2-12 | 0-0 | Pacific-10 | 3 | 15 | 9th | |
| 1995 | Bob Bender | 10 | 17 | .370 | 8-6 | 2-11 | 0-0 | Pacific-10 | 6 | 12 | 8th, tie | |
| 1996 | Bob Bender | 16 | 12 | .571 | 12-3 | 4-9 | 0-0 | Pacific-10 | 9 | 9 | 5th, tie | NIT (32) |
| 1997 | Bob Bender | 17 | 11 | .607 | 12-3 | 5-8 | 0-0 | Pacific-10 | 10 | 8 | 6th | NIT (32) |
| 1998 | Bob Bender | 20 | 10 | .667 | 12-2 | 6-7 | 2-1 | Pacific-10 | 11 | 7 | 4th | NCAA (16) |
| 1999 | Bob Bender | 17 | 12 | .586 | 12-1 | 3-9 | 2-2 | Pacific-10 | 10 | 8 | 4th | NCAA (64) |
| 2000 | Bob Bender | 10 | 20 | .333 | 4-9 | 6-9 | 0-2 | Pacific-10 | 5 | 13 | 8th, tie | |
| 2001 | Bob Bender | 10 | 20 | .333 | 5-10 | 4-9 | 1-1 | Pacific-10 | 4 | 14 | 9th, tie | |
| 2002 | Bob Bender | 11 | 18 | .379 | 6-6 | 4-10 | 1-2 | Pacific-10 | 5 | 13 | 8th | |
| | TOTALS | 116 | 142 | .450 pct. (9 years) | | | | | 63 | 99 | | |
| 2003 | Lorenzo Romar | 10 | 17 | .370 | 8-7 | 2-10 | 0-0 | Pacific-10 | 5 | 13 | 9th | |
| 2004 | Lorenzo Romar | 19 | 12 | .613 | 11-3 | 6-7 | 2-2 | Pacific-10 | 12 | 6 | 2nd | NCAA (64) |
| 2005 | Lorenzo Romar | 29 | 6 | .829 | 15-0 | 6-5 | 8-1 | Pacific-10 | 14 | 4 | 2nd | NCAA (16) |
| 2006 | Lorenzo Romar | 26 | 7 | .788 | 17-2 | 6-3 | 3-2 | Pacific-10 | 13 | 5 | 2nd | NCAA (16) |
| 2007 | Lorenzo Romar | 19 | 13 | .594 | 17-2 | 1-10 | 1-1 | Pacific-10 | 8 | 10 | 7th | |
| 2008 | Lorenzo Romar | 16 | 17 | .485 | 12-7 | 4-7 | 0-3 | Pacific-10 | 7 | 11 | 8th | CBI (16) |
| 2009 | Lorenzo Romar | 26 | 9 | .743 | 18-1 | 6-4 | 2-4 | Pacific-10 | 14 | 4 | 1st | NCAA (32) |
| 2010 | Lorenzo Romar | 26 | 10 | .722 | 17-2 | 4-6 | 5-2 | Pacific-10 | 11 | 7 | 3rd | NCAA (16) |
| | TOTALS | 171 | 91 | .653 pct. (8 years) | | | | | 77 | 49 | | |

ALL-TIME RESULTS

1896

Coach: None • **Record:** 1-1
 Seattle AC L (ot) 2-3
 Seattle YMCA W

1899

Coach: None • **Record:** 1-1
 J.14 Seattle HS W 12-5
 J.21 Everett HS L 7-10

1902

Coach: None • **Record:** 7-0
Captain: William R. Hill
 Seattle HS W 43-13
 Seattle YMCA W 25-17
 Tacoma YMCA W 22-18
 Everett YMCA W 51-6
 Tacoma YMCA W 17-15
 Seattle YMCA W 32-19
 Everett YMCA W 23-20

1903

Coach: None • **Record:** 3-4
Captain: William R. Hill
 Whatcom YMCA W 26-18
 Everett YMCA L 10-26
 Tacoma YMCA L 16-19
 Whatcom YMCA W 17-8
 Tacoma YMCA L 11-20
 Roslyn AC L 6-11
 Central Washington W 11-5

1904

Coach: None • **Record:** 6-3-1
Captain: Loyal Shoudy
 J.30 Everett YMCA W 39-9
 F. at Dallas College W 22-16
 F. at Oregon Normal W 20-12
 F. at Oregon State L 19-22
 F. at Oregon W 19-16
 F. at Willamette W 17-14
 M. at Roselyn T 6-6
 M. at Yakima W 53-10
 M. at Central Washington L 17-27
 M. at Central Washington L 4-8

1905

Coach: None • **Record:** 4-1
Captain: Bill McDonald
 at Roslyn AC W 22-6
 at Central Washington L 17-27
 at Yakima HS W 52-10
 at Central Washington W 44-8
 at Spokane AC W 54-12

1909

Coach: David C. Hall • **Record:** 9-1
Captain: J.I. St. John
 Lincoln HS W 52-20
 Lincoln HS W 56-24
 Seattle YMCA W 50-23
 Lincoln HS W 45-25
 Seattle YMCA L 18-30
 Puget Sound W 42-29
 Lincoln HS W 52-19
 Seattle YMCA W 32-27
 Puget Sound W 55-9
 Tacoma YMCA W 40-35

1910

Coach: David C. Hall • **Record:** 14-6
Captain: C.C. Clementson
 D.2 Lincoln HS W 106-1
 D.9 Seattle YMCA L 26-32
 D.14 Seattle YMCA W 27-21
 D.17 at Tacoma YMCA W 19-16
 D.23 at Snohomish AC W 52-16
 Lincoln HS W 50-38
 at Bellingham HS L 48-56
 Kent AC W 35-8
 at Victoria YMCA W 31-18
 at Central Washington W 51-25
 at Gonzaga W 23-14
 F.15 at Idaho L 15-26
 F.16 at Washington State W 13-9
 F.17 at Whitman L 18-27
 F.18 at Central Washington W 42-16
 F.19 at Roslyn YMCA W 40-24
 M.4 at Oregon State L 14-24
 M.5 at Mt Angel College W 18-12
 M.7 at Willamette W 28-14
 M.8 at Multnomah AC L 15-28

1911

Coach: Warner Williams • **Record:** 11-1, 7-1
Captain: C.C. Clementson
 J.16 * at Washington State W 29-22
 J.17 at Idaho W 24-15
 J.19 * at Washington State W 23-10
 J.20 at Whitman W 35-17
 J.21 at Whitman W 29-20
 F.16 at Oregon State W 28-21
 F.17 * at Oregon W 22-18
 F.18 * at Oregon L 13-27
 F.24 * Washington State W 23-16
 F.25 * Washington State W 23-11
 M.3 * Oregon W 22-18
 M.4 * Oregon W 18-17

1912

Coach: Oscar Olson • **Record:** 12-5, 8-4
Captain: Oscar Olson
 J.20 at Whitworth W 49-20
 F.6 at Gonzaga W 37-17
 F.7 * at Washington State W 38-7
 F.8 * at Idaho W 34-13
 F.9 * at Washington State W 27-8
 F.10 at Walla Walla YMCA W 36-11
 F.12 * Oregon W 30-18
 F.13 * Oregon W 11-10
 F.19 * Oregon State W 13-11
 F.20 * Oregon State W 20-16
 M.2 * Idaho W 53-05
 at Dallas College L 13-16
 M.12 * at Oregon State L 12-18
 M.13 * at Oregon State L 8-9
 M.14 * at Oregon L 14-17
 M.15 * at Oregon L 13-17
 M.16 at Willamette W 30-21

1913

Coach: Oscar Olson • **Record:** 14-5, 11-5
Captain: Archie Byler
 J.17 * Idaho W 60-13
 J.18 * Idaho W 57-21
 J.20 at Whitworth W 49-24
 J.31 * at Idaho W 60-14
 F.1 * at Washington State L 22-24
 F.3 * at Washington State L 25-28
 F.4 * at Idaho W 31-15
 F.5 at Gonzaga W 37-20
 F.6 at Cashmere AC W 31-20
 F.10 * Oregon W 25-10

F.11 * Oregon W 25-10
 F.14 * Oregon State W 28-15
 F.15 * Oregon State W 18-14
 F.19 * at Oregon State L 14-18
 F.20 * at Oregon State L 7-14
 F.21 * at Oregon W 23-16
 F.22 * at Oregon W 29-15
 F.24 * Washington State W 27-13
 F.25 * Washington State L 27-31

1914

Coach: Anthony Savage • **Record:** 12-2, 12-2
Captain: Tom Savage
 J.23 * Oregon State W 32-23
 J.24 * Oregon State W 32-9
 J.26 * Oregon State W 28-10
 F.7 * Oregon W 28-7
 F.9 * Oregon W 30-10
 F.10 * Oregon W 16-12
 F.14 * at Oregon State W 22-18
 F.16 * at Oregon W 16-10
 F.17 * at Oregon W 15-14
 F.19 * at Oregon State L 13-20
 F.20 * at Oregon L 9-24
 F.21 * at Oregon State W 32-15
 M.12 @* vs. Idaho W 46-21
 M.13 @* vs. Idaho W 42-21
 @ Pullman, Wash.

1915

Coach: Anthony Savage • **Record:** 17-2, 11-1
Captain: Joel McFree
 J.9 at Queen Anne HS W 35-5
 J.12 at Broadway HS W
 J.14 Chauncy Wright W 53-10
 J.17 Puget Sound W 88-23
 J.22 * Oregon State W 20-18
 J.23 * Oregon State W 25-14
 F.5 * Oregon W 32-15
 F.6 * Oregon W 32-21
 F.12 * at Idaho W 34-22
 F.13 * at Washington State L 28-29
 F.16 * Idaho W 29-17
 F.19 * at Oregon W 21-13
 F.20 * at Oregon W 27-19
 F.22 * at Oregon State W 23-14
 F.23 * at Oregon State W 26-16
 F.24 at Willamette W 29-17
 F.27 * Washington State W 37-13
 M.6 Illinois AC L 35-47
 M.9 Seattle YMCA W 38-22

1916

Coach: John Davidson • **Record:** 7-7, 2-6
Captain: John Davidson
 J.8 Puget Sound W 40-17
 J.10 Chauncy Wright W 42-6
 J.12 Broadway HS W 47-17
 J.14 * California L 24-30
 J.15 * California L 20-25
 J.21 * Oregon State W 24-21
 J.22 * Oregon State L 22-25
 J.28 at Multnomah AC L 18-24
 J.29 at Willamette W 30-26
 J.31 * at California W 35-27
 F.1 at Stanford W 35-19
 F.2 * at California L 33-35
 F.4 * at Oregon State L 21-26
 F.5 * at Oregon State L 9-25

1917

Coach: John Davidson • Record: 9–8, 7–5

Captains: John Davidson

| | | | |
|------|-----------------------|---|-------|
| J.2 | at Broadway HS | W | 40–06 |
| J.11 | * at Washington State | L | 25–37 |
| J.12 | * at Washington State | L | 24–41 |
| J.13 | at Spokane AC | L | 34–36 |
| J.15 | at Whitman | L | 23–24 |
| J.19 | * Washington State | L | 24–31 |
| J.20 | * Washington State | L | 14–26 |
| J.31 | at Multnomah AC | L | 20–23 |
| F.2 | * at Oregon | W | 33–12 |
| F.3 | * at Oregon | W | 33–16 |
| F.5 | * at Oregon State | W | 27–20 |
| F.6 | * at Oregon State | L | 14–27 |
| F.7 | at Willamette | W | 29–11 |
| F.15 | * Oregon State | W | 11–3 |
| F.16 | * Oregon State | W | 25–13 |
| F.22 | * Oregon | W | 32–15 |
| F.23 | * Oregon | W | 37–18 |

1918

Coach: Claude Hunt • Record: 4–8

Captain: Irving Cook

| | | | |
|------|------------------|---|------------|
| | Puget Sound | W | 25–20 |
| J.25 | at Oregon State | L | 8–19 |
| J.26 | at Oregon State | L | 8–19 |
| F.1 | at Fort Lewis | W | 33–22 |
| F.7 | Washington State | L | 26–28 |
| F.8 | Washington State | W | 25–21 |
| F.15 | Oregon State | L | 9–41 |
| F.16 | Oregon State | L | 12–36 |
| F.18 | at Oregon | L | 17–19 |
| F.19 | at Oregon | L | 20–27 |
| M.2 | Oregon | L | (ot) 22–23 |
| M.3 | Oregon | W | 33–17 |

1919

Coach: Claude Hunt • Record: 6–10, 5–7

Captain: Irving Cook

| | | | |
|------|-----------------------|---|-------|
| J.17 | at Fort Lewis | W | n/a |
| J.24 | * Washington State | L | 33–42 |
| J.25 | * Washington State | L | 23–29 |
| J.31 | * Oregon | W | 26–24 |
| F.1 | * Oregon | W | 19–13 |
| F.7 | * at Oregon | L | 19–25 |
| F.8 | * at Oregon | L | 19–37 |
| F.10 | * at Oregon State | L | 16–24 |
| F.11 | * at Oregon State | L | 17–18 |
| F.12 | at Multnomah AC | L | 15–35 |
| F.21 | * Oregon State | W | 18–17 |
| F.22 | * Oregon State | W | 28–16 |
| F.28 | * at Washington State | L | 17–28 |
| M.1 | * at Washington State | W | 25–24 |
| M.3 | at Idaho | L | 28–31 |
| M.4 | at Idaho | L | 23–26 |

1920

Coach: Leonard Allison • Record: 7–8, 5–7

Captain: Irving Cook

| | | | |
|------|-------------------|---|-------|
| J.20 | Tacoma All-Stars | W | 45–12 |
| J.22 | * Oregon | W | 38–26 |
| J.23 | * Oregon | L | 26–29 |
| J.30 | * Oregon State | W | 22–20 |
| J.31 | * Oregon State | L | 12–20 |
| F.6 | * at Oregon | W | 23–19 |
| F.7 | * at Oregon | L | 20–23 |
| F.9 | * at Oregon State | L | 10–31 |
| F.10 | * at Oregon State | L | 16–17 |
| F.20 | Idaho | L | 11–18 |
| F.21 | Idaho | W | 23–17 |
| F.27 | * California | L | 17–22 |
| F.28 | * California | W | 28–27 |

| | | | |
|-----|--------------------|---|-------|
| M.5 | * Washington State | L | 23–29 |
| M.6 | * Washington State | W | 20–14 |

1921

Coach: Hed Edmundson • Record: 18–4, 10–4

Captain: Arch Talbot

| | | | |
|------|-----------------------|---|------------|
| D.18 | Varsity/Alumni | W | 30–14 |
| D.22 | University Club | W | 52–8 |
| J.11 | Seattle YMCA | W | 36–11 |
| J.14 | Puget Sound | W | 100–7 |
| J.18 | Northern Life/AAU | W | 45–6 |
| J.20 | at Spokane AC | W | 42–25 |
| J.21 | * at Washington State | W | 26–24 |
| J.22 | * at Washington State | L | 15–23 |
| J.28 | * Oregon | W | 36–31 |
| J.29 | * Oregon | W | 50–26 |
| F.4 | * at California | L | (ot) 32–33 |
| F.5 | * at California | W | 23–20 |
| F.7 | * at Stanford | L | 14–25 |
| F.8 | * at Stanford | L | 22–30 |
| F.18 | * Stanford | W | 28–25 |
| F.19 | * Stanford | W | 17–16 |
| F.22 | * Washington State | W | 54–21 |
| F.23 | * Washington State | W | 28–12 |
| F.25 | British Columbia | W | 48–14 |
| F.26 | British Columbia | W | 42–15 |
| M.4 | * Oregon State | W | 29–24 |
| M.5 | * Oregon State | W | 47–19 |

1922

Coach: Hed Edmundson • Record: 137–5, 117–5

Captain: James Bryan

| | | | |
|------|-----------------------|---|------------|
| D.29 | Gonzaga | W | 59–11 |
| J.7 | at Fort Lewis | W | 62–13 |
| J.13 | * Oregon | W | 76–15 |
| J.14 | * Oregon | W | 48–19 |
| J.17 | * at Oregon State | W | 39–30 |
| J.18 | * at Oregon State | W | 32–31 |
| J.20 | * at Oregon | W | 46–19 |
| J.21 | * at Oregon | W | 40–26 |
| J.27 | * California | W | 34–33 |
| J.28 | * California | W | 28–23 |
| F.2 | * Washington State | W | 37–28 |
| F.3 | * Washington State | W | 40–10 |
| F.14 | * at Idaho | L | 31–37 |
| F.15 | * at Idaho | L | 28–32 |
| F.17 | * at Washington State | W | 41–22 |
| F.18 | * at Washington State | L | 20–30 |
| F.24 | * Oregon State | L | 21–26 |
| F.25 | * Oregon State | L | (ot) 27–31 |

1923

Coach: Hed Edmundson • Record: 12–4, 5–3

Captain: Evan Lewis

| | | | |
|------|-----------------------|---|-------|
| J.3 | Canco AC | W | 69–7 |
| J.9 | St. Martin's | W | 58–15 |
| J.12 | Whitman | W | 66–22 |
| J.13 | Whitman | W | 59–16 |
| J.18 | * Idaho | W | 37–36 |
| J.24 | at Willamette | W | 42–16 |
| J.25 | * at Oregon | W | 34–32 |
| J.27 | * at Oregon State | L | 28–38 |
| F.2 | * Washington State | W | 29–19 |
| F.8 | at Whitman | W | 44–14 |
| F.10 | * at Idaho | L | 26–40 |
| F.12 | * at Washington State | W | 31–29 |
| F.13 | at Gonzaga | W | 48–20 |
| F.17 | * Oregon State | L | 25–28 |
| F.24 | * Oregon | W | 39–27 |
| F.28 | Gonzaga | L | 21–24 |

1924

Coach: Hec Edmundson • Record: 12–4, 6–2

Captain: Richard Frayn

| | | | |
|------|-----------------------|---|------------|
| J.15 | Whitman | W | 42–24 |
| J.18 | Montana | W | 34–22 |
| J.19 | Montana | W | 33–31 |
| J.20 | Puget Sound | W | 45–12 |
| J.25 | * Oregon State | W | 27–20 |
| F.1 | at Willamette | W | 48–15 |
| F.2 | * at Oregon State | L | 26–33 |
| F.5 | * at Oregon | L | 28–29 |
| F.12 | at Whitman | W | 50–25 |
| F.14 | * at Washington State | W | 26–20 |
| F.16 | * at Idaho | W | 17–15 |
| F.20 | * Idaho | W | 29–18 |
| F.23 | * Washington State | W | 33–16 |
| F.25 | * Oregon | W | 29–22 |
| M.3 | ^ at California | L | (ot) 31–32 |
| M.4 | ^ at California | L | (ot) 25–28 |

^Pacific Coast Conf. playoffs

1925

Coach: Hec Edmundson • Record: 14–7, 5–5

Captain: George Anderson

| | | | |
|------|------------------------|---|-------|
| D.20 | YMD Hi-Stars | W | 33–31 |
| D.21 | First Christian Church | W | 39–13 |
| D.31 | Aberdeen AC | W | 37–21 |
| J.2 | North Dakota State | L | 18–29 |
| J.6 | at Spokane AC | W | 44–27 |
| J.7 | at Gonzaga | W | 40–23 |
| J.12 | Whitman | W | 48–22 |
| J.15 | Willamette | W | 20–10 |
| J.17 | * Oregon State | W | 32–17 |
| J.26 | * Montana | W | 37–25 |
| J.29 | at Willamette | W | 41–18 |
| J.30 | * at Oregon State | L | 16–27 |
| J.31 | * at Oregon | W | 33–29 |
| F.7 | * Washington State | W | 33–23 |
| F.9 | * Idaho | L | 29–30 |
| F.18 | at Whitman | L | 26–34 |
| F.20 | * at Washington State | W | 32–14 |
| F.21 | * at Idaho | L | 27–32 |
| F.23 | * at Montana | L | 28–33 |
| F.26 | USC | W | 40–23 |
| F.28 | * Oregon | L | 26–35 |

1926

Coach: Hec Edmundson • Record: 10–6

Captain: Gratton Hale

| | | | |
|------|-----------------------|---|-------|
| J.9 | Whitman | W | 25–23 |
| J.18 | Gonzaga | W | 35–12 |
| J.19 | * Montana | W | 28–19 |
| J.23 | * Oregon | L | 20–34 |
| J.29 | * at Oregon State | L | 21–28 |
| J.30 | * at Oregon | L | 21–26 |
| F.6 | * Washington State | W | 34–21 |
| F.8 | * Idaho | L | 26–29 |
| F.16 | * Oregon State | W | 29–21 |
| F.18 | at Whitman | W | 28–20 |
| F.19 | * at Washington State | W | 24–20 |
| F.20 | * at Idaho | L | 27–31 |
| F.22 | * at Montana | W | 23–20 |
| F.23 | at Gonzaga | L | 24–30 |
| M.9 | Rothchild's/AAU | W | N/A |
| M.17 | Rothchild's/AAU | W | N/A |

1927

Coach: Hec Edmundson • Record: 15–4

Captain: Al Schuss

| | | | |
|------|-----------------|---|-------|
| D.23 | Rothchild's/AAU | W | 34–31 |
| D.28 | at Whitman | W | 21–16 |
| D.29 | at Gonzaga | W | 52–12 |
| D.31 | Montana State | L | 34–43 |

ALL-TIME RESULTS

| | | | |
|------|-----------------------|---|-------|
| J.1 | Montana State | W | 34-29 |
| J.8 | British Columbia | W | 76-20 |
| J.13 | Whitman | W | 44-29 |
| J.15 | Gonzaga | W | 44-18 |
| J.19 | * Idaho | W | 38-23 |
| J.22 | at British Columbia | W | 37-21 |
| J.29 | * Oregon | L | 25-50 |
| F.2 | * Montana | W | 46-17 |
| F.5 | * Washington State | W | 39-16 |
| F.11 | * at Idaho | L | 20-23 |
| F.12 | * at Washington State | W | 29-23 |
| F.14 | * at Montana | W | 35-27 |
| F.20 | * Oregon State | W | 41-27 |
| F.25 | * at Oregon State | L | 27-31 |
| F.26 | * at Oregon | W | 32-24 |

1928

Coach: Hec Edmundson • **Record:** 22-6, 9-1

Captain: Alfie James

| | | | |
|------|-----------------------|---|-------|
| D.1 | Queen Anne | W | 31-24 |
| D.5 | Queen Anne | W | 45-21 |
| D.8 | Union Oil/AAU | W | 49-18 |
| D.12 | Seattle YMCA | W | 61-11 |
| D.14 | Queen Anne | W | 58-26 |
| D.17 | Halls/AAU | W | 19- 8 |
| D.27 | !! Illinois | W | 34-23 |
| D.29 | !! Illinois | L | 24-33 |
| D.30 | !! Illinois | W | 32-26 |
| J.7 | British Columbia | W | 45-23 |
| J.12 | Whitman | W | 27-25 |
| J.14 | Puget Sound | W | 31-20 |
| J.17 | at Puget Sound | L | 21-35 |
| J.21 | * Washington State | W | 26-13 |
| J.24 | * Idaho | W | 27-19 |
| J.27 | * at Oregon State | W | 23-22 |
| J.28 | * at Oregon | W | 24-17 |
| F.4 | * Montana | W | 44-24 |
| F.6 | Waseda-Japan | W | 40-18 |
| F.7 | Waseda-Japan | W | 54-10 |
| F.10 | * at Washington State | W | 49-19 |
| F.11 | * at Idaho | W | 34-26 |
| F.13 | * at Montana | W | 51-31 |
| F.14 | at Whitman | L | 33-45 |
| F.18 | * Oregon State | W | 29-26 |
| F.25 | * Oregon | L | 39-41 |
| M.8 | ^ at USC | L | 50-53 |
| M.9 | ^ at USC | L | 26-27 |

!! Dedication of UW Pavilion; ^ Pacific Coast Conf. playoffs

1929

Coach: Hec Edmundson • **Record:** 18-2, 10-0

Captain: Monty Snider

| | | | |
|------|--------------------------|---|-------|
| D.26 | Rothchild's/AAU | W | 37-19 |
| D.29 | at Spokane Sparklers/AAU | W | 51-31 |
| D.31 | at Whitman | W | 32-26 |
| J.7 | North Dakota | W | 41-19 |
| J.8 | North Dakota | W | 45-30 |
| J.11 | Whitman | W | 32-28 |
| J.14 | Puget Sound | W | 46-19 |
| J.19 | * Oregon | W | 38-29 |
| J.21 | at Puget Sound | W | 53-29 |
| J.25 | * Oregon State | W | 35-24 |
| F.2 | * Montana | W | 42-20 |
| F.8 | * at Washington State | W | 38-24 |
| F.9 | * at Idaho | W | 38-28 |
| F.11 | * at Montana | W | 46-27 |
| F.16 | * Idaho | W | 39-24 |
| F.18 | * Washington State | W | 33-19 |
| F.22 | * at Oregon | W | 50-44 |
| F.23 | * at Oregon State | W | 37-28 |
| M.1 | ^ at California | L | 31-43 |
| M.2 | ^ at California | L | 27-30 |

^ Pacific Coast Conf. playoffs

1930

Coach: Hec Edmundson • **Record:** 21-7, 12-4

Captain: Harold McClary

| | | | |
|------|-------------------------|---|------------|
| D.22 | Sun Life/AAU | W | 60- 1 |
| D.27 | deNeff's Oregonians/AAU | W | 29-26 |
| D.28 | deNeff's Oregonians/AAU | L | 25-33 |
| J.6 | Gonzaga | W | 35-21 |
| J.7 | Gonzaga | W | 42-11 |
| J.9 | at Whitman | W | 41-28 |
| J.10 | at Gonzaga | W | 24-22 |
| J.11 | at Gonzaga | W | 28-17 |
| J.15 | Whitman | W | 34-30 |
| J.17 | * Oregon State | L | 24-34 |
| J.18 | * Oregon State | W | 36-24 |
| J.24 | * at Oregon | W | 37-23 |
| J.25 | * at Oregon | W | 32-31 |
| J.27 | * at Oregon State | L | 32-34 |
| J.28 | * at Oregon State | L | 17-19 |
| J.31 | * Washington State | W | (ot) 32-29 |
| F.1 | * Washington State | W | 35-19 |
| F.7 | * at Idaho | W | 35-26 |
| F.8 | * at Idaho | W | 44-35 |
| F.10 | * at Washington State | W | 24-21 |
| F.11 | * at Washington State | L | 26-29 |
| F.21 | * Idaho | W | 43-15 |
| F.22 | * Idaho | W | 35-19 |
| F.28 | * Oregon | W | 32-25 |
| M.1 | * Oregon | W | 38-31 |
| M.7 | ^ at USC | L | 31-46 |
| M.8 | ^ at USC | W | 36-32 |
| M.10 | ^ at USC | L | 29-35 |

^ Pacific Coast Conf. playoffs

1931

Coach: Hec Edmundson • **Record:** 25-3, 14-2

Captain: Henry Swanson

| | | | |
|------|-------------------------|---|-------|
| D.18 | Central Washington | W | 34-23 |
| D.21 | deNeff's Oregonians/AAU | W | 63-14 |
| D.22 | deNeff's Oregonians/AAU | W | 45-28 |
| D.27 | Nebraska | W | 41-38 |
| D.29 | Nebraska | W | 27-24 |
| D.30 | Nebraska | W | 38-32 |
| J.5 | Whitman | W | 55-15 |
| J.6 | Whitman | W | 55-15 |
| J.9 | * Oregon | W | 43-21 |
| J.10 | * Oregon | W | 40-36 |
| J.16 | * Idaho | W | 41-22 |
| J.17 | * Idaho | W | 34-23 |
| J.23 | * at Oregon | W | 31-26 |
| J.24 | * at Oregon | W | 38-26 |
| J.26 | * at Oregon State | W | 31-23 |
| J.27 | * at Oregon State | L | 23-37 |
| J.30 | Gonzaga | W | 33-25 |
| F.6 | * Oregon State | W | 39-30 |
| F.7 | * Oregon State | W | 28-26 |
| F.13 | * Washington State | W | 45-42 |
| F.14 | * Washington State | W | 24-23 |
| F.24 | * at Washington State | L | 26-38 |
| F.25 | * at Washington State | W | 39-26 |
| F.27 | * at Idaho | W | 43-34 |
| F.28 | * at Idaho | W | 41-36 |
| M.6 | ^ California | W | 41-25 |
| M.7 | ^ California | L | 34-36 |
| M.9 | ^ California | W | 42-30 |

^ Pacific Coast Conf. playoffs

1932

Coach: Hec Edmundson • **Record:** 19-6, 12-4

Captain: Ralph Cairney

| | | | |
|------|--------------------|---|-------|
| D.3 | Washington AC | W | 55-32 |
| D.8 | Central Washington | W | 23-20 |
| D.18 | Nordstrom's/AAU | W | 30-25 |
| D.28 | British Columbia | W | 70-24 |
| D.30 | Puget Sound | W | 28- 6 |

| | | | |
|------|-----------------------|---|-------|
| J.8 | * Oregon State | L | 24-26 |
| J.9 | * Oregon State | W | 30-27 |
| J.15 | * at Washington State | L | 27-28 |
| J.16 | * at Washington State | L | 22-49 |
| J.22 | * at Oregon State | L | 14-30 |
| J.23 | * at Oregon State | W | 32-27 |
| J.25 | * at Oregon | W | 44-32 |
| J.26 | * at Oregon | W | 33-23 |
| J.29 | Montana | W | 44-16 |
| J.30 | Montana | W | 54-29 |
| F.5 | * Oregon | W | 38-29 |
| F.6 | * Oregon | W | 27-21 |
| F.12 | * Idaho | W | 40-35 |
| F.13 | * Idaho | W | 47-34 |
| F.22 | * at Idaho | W | 51-36 |
| F.23 | * at Idaho | W | 44-39 |
| F.26 | * Washington State | W | 32-25 |
| F.27 | * Washington State | W | 44-38 |
| M.4 | ^ at California | L | 21-22 |
| M.5 | ^ at California | L | 24-36 |

^ Pacific Coast Conf. playoffs

1933

Coach: Hec Edmundson • **Record:** 22-6, 10-6

Captain: Pete Antoncich

| | | | |
|------|-----------------------|---|-------|
| D.1 | Piper & Taft/AAU | W | 50-29 |
| D.8 | Renton AC | W | 51-29 |
| D.10 | James Plumbers/AAU | W | 27-19 |
| D.14 | West Seattle AC | W | 54-16 |
| D.20 | Nordstrom's/AAU | W | 45-27 |
| D.22 | Gilmore/AAU | W | 44-22 |
| D.29 | Meiji Univ.-Japan | W | 88-26 |
| D.30 | Meiji Univ.-Japan | W | 79-13 |
| J.3 | Puget Sound | W | 68-25 |
| J.6 | Central Washington | W | 38-24 |
| J.7 | Central Washington | W | 46-16 |
| J.11 | at Puget Sound | W | 43-32 |
| J.13 | * Idaho | W | 70-27 |
| J.14 | * Idaho | W | 62-35 |
| J.20 | * at Oregon | W | 56-38 |
| J.21 | * at Oregon | W | 44-34 |
| J.23 | * at Oregon State | L | 34-42 |
| J.24 | * at Oregon State | W | 30-24 |
| F.3 | * Oregon State | L | 29-33 |
| F.4 | * Oregon State | L | 26-32 |
| F.10 | * Washington State | W | 34-26 |
| F.11 | * Washington State | W | 32-30 |
| F.17 | * at Washington State | L | 26-34 |
| F.18 | * at Washington State | W | 35-28 |
| F.20 | * at Idaho | L | 35-47 |
| F.21 | * at Idaho | W | 36-35 |
| F.24 | * Oregon | L | 26-41 |
| F.25 | * Oregon | W | 34-28 |

1934

Coach: Hec Edmundson • **Record:** 20-5, 14-21

Captain: Hal Lee

| | | | |
|------|-----------------------|---|-------|
| D.8 | Gilmore/AAU | L | 27-28 |
| D.9 | Gilmore/AAU | W | 43-32 |
| D.30 | Union Oil/AAU | W | 37-36 |
| J.5 | * Idaho | W | 35-29 |
| J.6 | * Idaho | W | 31-25 |
| J.12 | * at Idaho | W | 39-29 |
| J.13 | * at Idaho | W | 34-20 |
| J.15 | * at Washington State | W | 30-28 |
| J.16 | * at Washington State | W | 35-30 |
| J.20 | Puget Sound | W | 63-26 |
| J.26 | * Oregon | W | 32-28 |
| J.27 | * Oregon | W | 34-25 |
| F.2 | * at Oregon State | L | 21-25 |
| F.3 | * at Oregon State | L | 18-28 |
| F.5 | * at Oregon | W | 34-32 |
| F.6 | * at Oregon | W | 36-30 |
| F.9 | Montana | L | 29-32 |
| F.10 | Montana | W | 60-24 |



1936 National Collegiate Champions

The 1936 Washington basketball team staked its claim to the national title during the 1936 U.S. Olympic Trials. The Huskies earned a berth to the New York City-hosted finals with wins over USC and Oregon State. They then defeated DePaul to finish as the top collegiate team. Washington finished third overall in the competition to represent the U.S. at the 1936 Olympic Games. Washington's Ralph Bishop joined the winning Universal AAU team in Berlin, helping win a gold medal for the U.S.

Front row (left to right): Hunt Paterson, Bob McKinstry, Chuck Wagner, Ralph Bishop, Ed Loverich, Bob Egge, Jack Gannon. **Middle row:** Robert Failor, Walter Kastner, Henry Rosenberg, Ross Werner, Roland Dickie, Ray Cook. **Back row:** Coach Hec Edmundson, Robert Reese, Ted Wendells, James Spinner, Phil Wilson, Charles Berry.

| | | | |
|------|--------------------|---|-------|
| F.16 | * Oregon State | W | 24-21 |
| F.17 | * Oregon State | W | 35-26 |
| F.23 | * Washington State | W | 39-24 |
| F.24 | * Washington State | W | 39-23 |
| M.9 | ^ at USC | L | 25-27 |
| M.10 | ^ at USC | W | 43-41 |
| M.12 | ^ at USC | W | 34-30 |

^Pacific Coast Conf. playoffs

1935

Coach: Hec Edmundson • **Record:** 16-8, 11-5

Captain: Bob Galer

| | | | |
|------|-----------------------|---|-------|
| D.15 | Gilmore/AAU | L | 23-25 |
| D.21 | USC | W | 39-30 |
| D.22 | USC | L | 24-40 |
| D.28 | Montana | W | 44-22 |
| D.29 | Montana | W | 50-23 |
| J.3 | Multnomah AC | W | 38-23 |
| J.7 | * Idaho | L | 36-37 |
| J.8 | * Idaho | W | 30-24 |
| J.12 | Gilmore/AAU | L | 22-25 |
| J.18 | * Oregon State | W | 30-25 |
| J.19 | * Oregon State | W | 30-25 |
| J.25 | * at Oregon State | L | 26-31 |
| J.26 | * at Oregon State | L | 17-28 |
| J.28 | * at Oregon | W | 42-36 |
| J.29 | * at Oregon | W | 22-20 |
| F.2 | Gonzaga | W | 57-40 |
| F.8 | * Washington State | W | 36-28 |
| F.9 | * Washington State | L | 27-33 |
| F.15 | * at Washington State | W | 37-35 |
| F.16 | * at Washington State | W | 34-19 |
| F.18 | * at Idaho | W | 40-37 |
| F.19 | * at Idaho | W | 34-32 |
| F.25 | * Oregon | W | 39-27 |
| F.26 | * Oregon | L | 30-35 |

1936

Coach: Hec Edmundson • **Record:** (25-7, 13-3

Captain: Ralph Bishop

| | | | |
|------|-----------------------|---|------------|
| N.29 | Italian AC | W | 41-10 |
| D.6 | Knights of Columbus | L | 17-27 |
| D.13 | Knights of Columbus | W | 30-21 |
| D.20 | Drake | W | 45-25 |
| D.27 | Stanford | W | 32-28 |
| D.28 | Stanford | W | 49-38 |
| J.3 | Central Washington | W | 37-16 |
| J.10 | * Washington State | W | 30-26 |
| J.11 | * Washington State | W | 40-23 |
| J.16 | at Puget Sound | W | 52-40 |
| J.18 | Puget Sound | W | 80-19 |
| J.24 | * Oregon | W | 36-28 |
| J.25 | * Oregon | W | 40-26 |
| J.31 | * at Oregon | W | 42-23 |
| F.1 | * at Oregon | W | 35-31 |
| F.3 | * at Oregon State | W | 51-33 |
| F.4 | * at Oregon State | W | 35-31 |
| F.14 | * Idaho | W | 50-30 |
| F.15 | * Idaho | W | 40-29 |
| F.21 | * at Idaho | L | 33-40 |
| F.22 | * at Idaho | W | 52-38 |
| F.24 | * at Washington State | L | (ot) 35-36 |
| F.25 | * at Washington State | L | 28-48 |
| M.6 | * Oregon State | W | 39-30 |
| M.7 | * Oregon State | W | 25-19 |
| M.13 | ^ at Stanford | L | 39-60 |
| M.14 | ^ at Stanford | L | 38-48 |
| M.25 | ++ USC | W | 41-27 |
| M.26 | ++ Oregon State | W | 35-29 |
| A.3 | ‡ vs. DePaul | W | 54-33 |
| A.4 | ‡ vs. McPherson/AAU | L | 30-48 |
| A.6 | ‡ vs. Wilmerding | W | 48-33 |

^ Pacific Coast Conf. playoffs; ++ Olympic Trials Regionals (Seattle); ‡ Olympic Trials Finals (New York City)

1937

Coach: Hec Edmundson • **Record:** 15-11, 11-5

Captains: Charles Wagner

| | | | |
|------|-----------------------|---|-------|
| D.11 | Wheeler-Osgood/AAU | W | 38-23 |
| D.18 | Wheeler-Osgood/AAU | L | 30-34 |
| D.21 | Michigan | W | 40-23 |
| D.22 | Michigan | L | 32-34 |
| D.23 | Michigan | L | 33-39 |
| D.30 | at UCLA | W | 52-31 |
| D.31 | at USC | L | 31-45 |
| J.8 | * Idaho | W | 24-17 |
| J.9 | * Idaho | W | 39-22 |
| J.15 | at Puget Sound | L | 29-30 |
| J.16 | Puget Sound | W | 51-20 |
| J.22 | * Oregon State | W | 37-31 |
| J.23 | * Oregon State | W | 38-28 |
| J.29 | * at Oregon State | L | 27-28 |
| J.30 | * at Oregon State | L | 22-40 |
| F.1 | * at Oregon | L | 37-48 |
| F.2 | * at Oregon | W | 39-30 |
| F.12 | * Washington State | W | 45-40 |
| F.13 | * Washington State | L | 35-45 |
| F.19 | * at Washington State | W | 37-34 |
| F.20 | * at Washington State | W | 42-35 |
| F.22 | * at Idaho | W | 36-31 |
| F.23 | * at Idaho | W | 44-29 |
| M.5 | * Oregon | W | 42-25 |
| M.6 | * Oregon | L | 38-41 |
| M.12 | ^ Washington State | L | 33-36 |

^Northern Division playoff

1938

Coach: Hec Edmundson • **Record:** 29-7, 13-7

Captain: Ross Werner

| | | | |
|------|--------------------------|---|-------|
| N.28 | USS Maryland | W | 90-21 |
| D.4 | Alpine Dairy/AAU | W | 45-42 |
| D.9 | Alt Heidelberg/AAU | W | 54-35 |
| D.21 | California | W | 43-34 |
| D.22 | California | W | 46-38 |
| D.11 | Dan's Market/AAU | W | 54-37 |
| D.30 | Varsity/Alumni | W | 33-25 |
| D.31 | Western Washington | W | 55-21 |
| J.5 | Johnson Paint/AAU | W | 45-29 |
| J.7 | * Idaho | W | 38-28 |
| J.8 | * Idaho | L | 33-36 |
| J.14 | * at Montana | W | 59-52 |
| J.15 | * at Montana | W | 58-36 |
| J.18 | * at Washington State | W | 44-32 |
| J.19 | * at Washington State | L | 46-51 |
| J.21 | * at Idaho | L | 30-41 |
| J.22 | * at Idaho | W | 35-29 |
| J.28 | * Oregon | W | 40-37 |
| J.29 | * Oregon | L | 31-51 |
| F.4 | * at Oregon State | L | 28-43 |
| F.5 | * at Oregon State | W | 27-25 |
| F.7 | * at Oregon | L | 43-59 |
| F.8 | * at Oregon | L | 53-56 |
| F.14 | * Oregon State | W | 37-29 |
| F.15 | * Oregon State | W | 40-30 |
| F.25 | * Montana | W | 42-24 |
| F.26 | * Montana | W | 54-44 |
| M.4 | * Washington State | W | 58-47 |
| M.5 | * Washington State | W | 50-36 |
| ++ | at Kauai Stars All-Stars | W | 70-12 |
| ++ | at Lihue All-Stars | W | 44-14 |
| ++ | at East Kauai All-Stars | W | 80-14 |
| ++ | at Luke Field (Army) | W | 79-43 |
| ++ | at Hawai'i | W | 76-25 |
| ++ | at Dragon Associates/AAU | W | 72-31 |
| ++ | at Honolulu All-Stars | W | 73-30 |

++ Postseason Hawai'i trip

ALL-TIME RESULTS

1939

Coach: Hec Edmundson • **Record:** 20–5, 11–5

Captains: George Ziegenfuss

| | | | |
|------|-----------------------|---|-------|
| D.9 | Varsity/Alumni | W | 48–28 |
| D.10 | Alpine Dairy/AAU | W | 31–28 |
| D.15 | at British Columbia | W | 52–36 |
| D.16 | at Western Washington | W | 46–32 |
| D.22 | Ohio State | W | 43–41 |
| D.23 | Ohio State | W | 51–37 |
| D.30 | at Central Washington | W | 55–21 |
| J.6 | * Idaho | W | 34–28 |
| J.7 | * Idaho | W | 51–33 |
| J.13 | Montana | W | 34–28 |
| J.14 | Montana | W | 41–33 |
| J.20 | * Oregon State | W | 34–21 |
| J.21 | * Oregon State | W | 30–20 |
| J.31 | * at Oregon | L | 49–57 |
| F.1 | * at Oregon | L | 42–58 |
| F.3 | * at Oregon State | W | 41–35 |
| F.4 | * at Oregon State | L | 41–48 |
| F.10 | * Washington State | W | 41–38 |
| F.11 | * Washington State | W | 41–32 |
| F.17 | * at Washington State | W | 62–52 |
| F.18 | * at Washington State | W | 49–38 |
| F.20 | * at Idaho | W | 43–35 |
| F.21 | * at Idaho | W | 31–24 |
| M.3 | * Oregon | L | 26–39 |
| M.4 | * Oregon | L | 52–54 |

1940

Coach: Hec Edmundson • **Record:** 10–15, 6–10

Captain: Bill McDonald

| | | | |
|------|-----------------------|---|-------|
| D.9 | Varsity/Alumni | L | 33–55 |
| D.16 | at Western Washington | W | 54–50 |
| D.19 | Varsity/Alumni | L | 30–43 |
| D.22 | Oregon All-Stars | L | 32–33 |
| D.27 | Minnesota | L | 41–47 |
| D.28 | Minnesota | L | 26–28 |
| D.29 | Minnesota | W | 37–33 |
| J.5 | * Washington State | W | 39–38 |
| J.6 | * Washington State | L | 35–51 |
| J.12 | Montana | W | 39–34 |
| J.13 | Montana | W | 56–43 |
| J.19 | * Oregon | W | 39–31 |
| J.20 | * Oregon | L | 32–47 |
| J.26 | * at Oregon | L | 44–53 |
| J.27 | * at Oregon | L | 43–50 |
| J.29 | * at Oregon State | L | 26–45 |
| J.30 | * at Oregon State | L | 32–49 |
| F.9 | * Idaho | L | 37–47 |
| F.10 | * Idaho | W | 56–48 |
| F.16 | * at Idaho | W | 45–40 |
| F.17 | * at Idaho | L | 31–40 |
| F.19 | * at Washington State | L | 44–49 |
| F.20 | * at Washington State | W | 53–52 |
| M.1 | * Oregon State | L | 31–46 |
| M.2 | * Oregon State | W | 41–35 |

1941

Coach: Hec Edmundson • **Record:** 12–13, 7–9

Captains: Jack Voelker

| | | | |
|------|-----------------------|---|-------|
| D.7 | S.L. Savidge/AAU | L | 38–40 |
| D.14 | S.L. Savidge/AAU | W | 35–34 |
| D.21 | at Western Washington | W | 58–37 |
| D.27 | Varsity/Alumni | L | 38–39 |
| D.28 | Pacific Lutheran | L | 30–40 |
| J.3 | Pacific Lutheran | W | 57–29 |
| J.4 | Whitman | W | 56–20 |
| J.10 | * Idaho | W | 45–43 |
| J.11 | * Idaho | W | 39–37 |
| J.17 | Montana | L | 41–47 |
| J.18 | Montana | W | 39–34 |
| J.24 | * Oregon State | W | 40–34 |

| | | | |
|------|-----------------------|---|-------|
| J.25 | * Oregon State | W | 34–33 |
| J.31 | * at Oregon State | L | 23–36 |
| F.1 | * at Oregon State | L | 28–34 |
| F.3 | * at Oregon | L | 35–57 |
| F.4 | * at Oregon | L | 36–37 |
| F.14 | * Washington State | L | 42–44 |
| F.15 | * Washington State | L | 31–39 |
| F.21 | * at Washington State | L | 38–50 |
| F.22 | * at Washington State | L | 47–69 |
| F.24 | * at Idaho | L | 38–44 |
| F.25 | * at Idaho | W | 45–44 |
| M.7 | * Oregon | W | 48–37 |
| M.8 | * Oregon | W | 49–46 |

1942

Coach: Hec Edmundson • **Record:** 18–7, 10–6

Captain: Bob Lindh

| | | | |
|------|-----------------------|---|-------|
| D.5 | 41st Division | W | 66–23 |
| D.6 | S.L. Savidge/AAU | W | 41–38 |
| D.13 | S.L. Savidge/AAU | W | 37–34 |
| D.19 | Kansas State | W | 45–32 |
| D.20 | Missouri | W | 52–31 |
| D.27 | at Temple | W | 64–36 |
| D.30 | at New York Univ. | W | 72–38 |
| J.2 | at Michigan State | W | 45–42 |
| J.9 | * Idaho | W | 36–28 |
| J.10 | * Idaho | W | 40–33 |
| J.16 | * at Oregon | W | 60–34 |
| J.17 | * at Oregon | L | 35–54 |
| J.19 | * at Oregon State | L | 35–45 |
| J.20 | * at Oregon State | W | 43–38 |
| J.30 | * Oregon | W | 40–39 |
| J.31 | * Oregon | W | 53–42 |
| F.6 | * at Washington State | L | 52–58 |
| F.7 | * at Washington State | L | 43–54 |
| F.9 | * at Idaho | W | 44–37 |
| F.10 | * at Idaho | L | 32–39 |
| F.16 | Great Lakes Naval | L | 42–58 |
| F.20 | * Oregon State | W | 47–40 |
| F.21 | * Oregon State | L | 41–51 |
| F.27 | * Washington State | W | 55–45 |
| F.28 | * Washington State | W | 75–51 |

1943

Coach: Hec Edmundson • **Record:** 24–7, 12–4

Captains: Wally Leask

| | | | |
|------|-----------------------|---|-------|
| D.13 | Lohrer's/AAU | W | 54–26 |
| D.18 | at Port. Ramblers/AAU | W | 45–39 |

| | | | |
|------|-------------------------|---|-------|
| D.19 | at Port. Ramblers/AAU | W | 39–38 |
| D.21 | at Gonzaga | W | 62–41 |
| D.22 | at Navy Reserve (Pasco) | W | 41–27 |
| D.23 | at Central Washington | L | 49–53 |
| J.2 | Alpine Dairy/AAU | W | 33–22 |
| J.8 | Whitman | W | 46–38 |
| J.9 | Central Washington | W | 58–30 |
| J.15 | Varsity/Alumni | W | 32–29 |
| J.18 | Globe Trotters | W | 49–30 |
| J.19 | * at Oregon State | L | 39–42 |
| J.20 | * at Oregon State | W | 44–39 |
| J.22 | * at Oregon | W | 52–48 |
| J.23 | * at Oregon | W | 31–30 |
| J.29 | * Oregon | W | 46–31 |
| J.30 | * Oregon | L | 44–47 |
| F.5 | * Washington State | L | 37–41 |
| F.6 | * Washington State | W | 72–34 |
| F.12 | * at Washington State | W | 61–52 |
| F.13 | * at Washington State | L | 49–53 |
| F.15 | * at Idaho | W | 47–26 |
| F.16 | * at Idaho | W | 72–34 |
| F.26 | * Idaho | W | 57–37 |
| F.27 | * Idaho | W | 59–39 |
| M.5 | * Oregon State | W | 53–33 |
| M.6 | * Oregon State | W | 44–35 |
| M.12 | ^ USC | W | 53–51 |
| M.13 | ^ USC | W | 52–45 |
| M.26 | & vs. Texas | L | 55–59 |
| M.27 | & vs. Oklahoma | L | 43–48 |

^Pacific Coast Conf. playoffs; & NCAA Western Regionals (Kansas City, Mo.)

1944

Coach: Hec Edmundson • **Record:** 26–6, 15–1

Captains: Jack Nichols, Bill Morris

| | | | |
|------|-----------------------|---|-------|
| D.3 | Sand Point NAS | W | 62–38 |
| D.4 | Alpine Dairy/AAU | L | 30–38 |
| D.4 | Boeing Seattle/AAU | W | 44–41 |
| D.10 | Sand Point NAS | W | 53–49 |
| D.16 | at Portland | W | 36–32 |
| D.28 | at Gonzaga | L | 44–48 |
| D.29 | at Gonzaga | L | 39–76 |
| D.30 | at Whitman | W | 43–41 |
| D.31 | at Whitman | L | 30–43 |
| J.7 | * Oregon | W | 40–38 |
| J.8 | * Oregon | W | 67–25 |
| J.14 | at Western Washington | W | 38–35 |
| J.21 | Whitman | W | 46–38 |



1943 NCAA Tournament (Elite Eight)

| | | | |
|------|-----------------------|---|-------|
| J.21 | Whitman | W | 48-38 |
| J.22 | * at Oregon | W | 57-38 |
| J.22 | * at Oregon | W | 56-47 |
| J.24 | * at Oregon State | W | 38-33 |
| J.25 | * at Oregon State | W | 42-36 |
| J.28 | Western Washinton | W | 31-28 |
| J.29 | Willamette | W | 56-27 |
| F.4 | * Oregon State | W | 54-30 |
| F.5 | * Oregon State | W | 56-29 |
| F.11 | * Washington State | W | 53-40 |
| F.12 | * Washington State | W | 61-41 |
| F.18 | Gonzaga | L | 41-49 |
| F.19 | Gonzaga | W | 53-40 |
| F.21 | * Idaho | W | 64-32 |
| F.22 | * Idaho | W | 69-55 |
| F.29 | * at Idaho | W | 63-48 |
| M.1 | * at Washington State | W | 71-50 |
| M.3 | * at Idaho | L | 53-55 |
| M.4 | * at Washington State | W | 62-43 |

1945

Coach: Hec Edmundson • **Record:** 22-18, 5-11

Captains: Bill Vandenburg

| | | | |
|------|-----------------------|---|-------|
| N.19 | C.O. Training Program | L | 37-46 |
| N.19 | CGO Base | L | 28-50 |
| N.25 | Boeing-Seattle/AAU | W | 40-38 |
| N.25 | Boeing-Renton/AAU | W | 44-38 |
| D.1 | Sand Point NAS | W | 39-29 |
| D.1 | Sand Point NAS | W | 46-28 |
| D.2 | Sand Point NAS | W | 36-35 |
| D.8 | at Whidbey Island NAS | L | 45-61 |
| D.16 | Fort Lewis | W | 59-54 |
| D.21 | % at Fee's Music/AAU | L | 40-60 |
| D.22 | @ vs. Oregon | W | 31-18 |
| D.22 | @ vs. Oregon State | W | 20-17 |
| D.23 | Oregon State | L | 19-32 |
| D.23 | Oregon | W | 32-31 |
| D.26 | at Hanford Engin/AAU | W | 43-37 |
| D.27 | at Pasco Flyers/AAU | W | 44-42 |
| D.29 | at Gonzaga | W | 59-48 |
| D.30 | at Gonzaga | W | 78-47 |
| J.5 | * Oregon State | W | 48-45 |
| J.6 | * Oregon State | W | 42-22 |
| J.12 | * Idaho | W | 51-48 |
| J.13 | * Idaho | W | 60-41 |
| J.19 | Alpine Dairy/AAU | L | 41-42 |
| J.20 | at Western Washington | W | 66-41 |
| J.23 | * at Oregon State | L | 43-57 |
| J.24 | * at Oregon State | L | 43-63 |
| J.26 | * at Oregon | L | 36-59 |
| J.27 | * at Oregon | L | 51-54 |
| J.28 | Fort Lewis | L | 41-52 |
| F.2 | * Oregon | W | 59-56 |
| F.3 | * Oregon | L | 51-54 |
| F.9 | * at Washington State | L | 34-48 |
| F.10 | * at Washington State | L | 43-65 |
| F.11 | Western Washington | W | 72-45 |
| F.12 | * at Idaho | L | 34-39 |
| F.13 | * at Idaho | L | 35-36 |
| F.16 | Gonzaga | W | 37-30 |
| F.17 | Gonzaga | W | 39-29 |
| F.23 | * Washington State | L | 42-53 |
| F.25 | * Washington State | L | 45-54 |

% at Portland, Ore.; @ at Astoria, Ore.

1946

Coach: Hec Edmundson • **Record:** 14-14, 6-10

Captains: Norm Dalthorp

| | | | |
|------|-----------------------|---|-------|
| N.23 | Sand Point NAS | W | 60-52 |
| N.24 | UO Med School Alums | W | 47-27 |
| N.29 | Fort Lewis | W | 47-42 |
| N.30 | Fort Lewis | L | 46-65 |
| D.1 | at Western Washington | W | 55-32 |

| | | | |
|------|-----------------------|---|------------|
| D.7 | at British Columbia | W | 69-66 |
| D.8 | at British Columbia | L | 51-58 |
| D.28 | Army-Navy YMCA | W | 51-19 |
| D.29 | Alpine Dairy/AAU | L | 28-40 |
| D.29 | at DePaul | L | 50-75 |
| D.29 | Oregon | W | 44-41 |
| J.4 | * Washington State | W | 35-32 |
| J.5 | * Washington State | W | 46-44 |
| J.11 | Western Washington | W | 48-43 |
| J.15 | * at Washington State | L | 37-48 |
| J.16 | * at Washington State | W | 56-42 |
| J.18 | * at Idaho | L | 45-50 |
| J.19 | * at Idaho | W | 67-55 |
| J.25 | * Oregon | W | 57-46 |
| J.26 | * Oregon | L | (ot) 52-54 |
| F.1 | * at Oregon | L | 56-57 |
| F.2 | * at Oregon | L | 55-63 |
| F.4 | * at Oregon State | L | 37-53 |
| F.5 | * at Oregon State | L | 48-58 |
| F.15 | * Idaho | L | 48-51 |
| F.16 | * Idaho | L | 38-40 |
| F.22 | * Oregon State | W | 47-41 |
| F.23 | * Oregon State | L | 36-55 |

1947

Coach: Hec Edmundson • **Record:** 16-8, 8-8

Captains: Charles Shaeffer, Merlin Gilbertson

| | | | |
|------|-----------------------|---|-------|
| N.30 | Matheny-Bacon | W | 70-41 |
| D.6 | at Western Washington | W | 72-35 |
| D.13 | Puget Sound | W | 64-38 |
| D.28 | Ohio State | W | 49-45 |
| D.30 | Ohio State | W | 52-46 |
| D.30 | Minnesota | W | 61-47 |
| D.31 | Minnesota | W | 72-68 |
| J.3 | * Idaho | W | 51-41 |
| J.4 | * Idaho | W | 62-41 |
| J.10 | Western Washington | W | 59-33 |
| J.14 | * at Idaho | W | 56-46 |
| J.15 | * at Idaho | W | 69-49 |
| J.17 | * at Washington State | L | 48-51 |
| J.18 | * at Washington State | L | 54-58 |
| J.24 | * Oregon State | L | 37-59 |
| J.25 | * Oregon State | W | 60-44 |
| J.31 | * at Oregon State | L | 52-56 |
| F.1 | * at Oregon State | L | 63-84 |
| F.3 | * at Oregon | W | 60-58 |
| F.4 | * at Oregon | L | 54-64 |
| F.14 | * Washington State | L | 38-54 |
| F.15 | * Washington State | W | 59-40 |
| F.21 | * Oregon | L | 48-49 |
| F.22 | * Oregon | W | 63-51 |

1948

Coach: Art McLarney • **Record:** 23-11, 10-6

Captains: Jack Nichols

| | | | |
|------|-----------------------|---|--------|
| N.21 | at Western Washington | W | 69-32 |
| D.3 | Sand Point NAS | W | 112-37 |
| D.6 | at Pacific Lutheran | W | 61-36 |
| D.12 | Western Washington | W | 67-36 |
| D.13 | Puget Sound | W | 63-30 |
| D.19 | at Minnesota | L | 37-47 |
| D.20 | at Minnesota | W | 55-49 |
| D.23 | at Purdue | L | 50-60 |
| D.26 | at Ohio State | W | 61-55 |
| D.27 | at Ohio State | L | 60-68 |
| J.2 | California | W | 54-51 |
| J.3 | California | W | 59-42 |
| J.9 | * at Oregon | W | 69-54 |
| J.10 | * at Oregon | L | 58-73 |
| J.16 | * Washington State | L | 47-48 |
| J.17 | * Washington State | W | 51-36 |
| J.23 | * Oregon | W | 48-44 |
| J.24 | * Oregon | W | 56-39 |

| | | | |
|------|-----------------------|---|-------------|
| J.30 | * at Oregon State | L | 63-71 |
| J.31 | * at Oregon State | L | 55-74 |
| F.6 | * Oregon State | W | 52-26 |
| F.7 | * Oregon State | W | 27-23 |
| F.20 | * at Washington State | W | 55-50 |
| F.21 | * at Washington State | L | (2ot) 58-62 |
| F.23 | * at Idaho | W | 51-33 |
| F.24 | * at Idaho | L | 41-43 |
| M.5 | * Idaho | W | 77-37 |
| M.6 | * Idaho | W | 70-45 |
| M.9 | ++ at Oregon State | W | 59-42 |
| M.12 | ^ at California | L | 51-64 |
| M.13 | ^ at California | W | 64-57 |
| M.15 | ^ at California | W | 59-49 |
| M.19 | & vs. Baylor | L | 62-64 |
| M.20 | & vs. Wyoming | W | 57-47 |

++ Northern Division playoff; ^ Pacific Coast Conf. playoffs; & NCAA Western Regionals (Kansas City, Mo.)

1949

Coach: Art McLarney • **Record:** 11-15, 6-10

Captains: Bill Vandenburg

| | | | |
|------|--------------------------|---|-------|
| D.3 | at Vancouver Cloverleafs | W | 67-59 |
| D.4 | at British Columbia | W | 45-31 |
| D.7 | Sand Point NAS | W | 79-34 |
| D.10 | Western Washington | W | 55-45 |
| D.17 | Stewart Chevrolet/AAU | W | 57-56 |
| D.18 | Stewart Chevrolet/AAU | L | 43-48 |
| D.21 | Puget Sound | L | 41-48 |
| D.27 | ^ California | L | 49-73 |
| D.28 | ^ Oregon State | L | 62-64 |
| D.29 | ^ Oregon | L | 62-63 |
| J.7 | * Oregon State | L | 50-52 |
| J.8 | * Oregon State | W | 54-43 |
| J.14 | * at Washington State | L | 30-44 |
| J.15 | * at Washington State | L | 50-67 |
| J.21 | * Oregon | W | 44-43 |
| J.22 | * Oregon | W | 47-44 |
| J.27 | * at Oregon State | L | 44-54 |
| J.28 | * at Oregon State | L | 45-49 |
| F.4 | * at Oregon | L | 58-65 |
| F.5 | * at Oregon | L | 69-70 |
| F.11 | * Idaho | L | 47-64 |
| F.12 | * Idaho | W | 57-47 |
| F.18 | * at Idaho | L | 55-62 |
| F.19 | * at Idaho | L | 51-59 |
| M.4 | * Washington State | W | 51-46 |
| M.5 | * Washington State | W | 54-41 |

^ Pacific Coast Conf. playoffs

1950

Coach: Art McLarney • **Record:** 19-10, 8-8

Captains: LaDon Henson

| | | | |
|------|----------------------------|---|-------|
| D.1 | Sand Point NAS | W | 64-40 |
| D.2 | at Vancouver Cloverleafs | W | 59-49 |
| D.3 | at British Columbia | W | 58-41 |
| D.9 | Puget Sound | W | 58-42 |
| D.10 | Western Washington | W | 82-52 |
| D.17 | Alpine Dairy/AAU | W | 38-30 |
| D.20 | Minnesota | L | 53-55 |
| D.21 | Minnesota | W | 53-46 |
| D.23 | Stanford | W | 62-56 |
| D.30 | Columbia | W | 60-56 |
| D.31 | Columbia | W | 49-46 |
| J.6 | * Idaho | W | 67-43 |
| J.7 | * Idaho | W | 44-40 |
| J.13 | * at Washington State (20) | L | 42-56 |
| J.14 | * at Washington State (20) | W | 52-37 |
| J.20 | * Oregon | W | 69-49 |
| J.21 | * Oregon | W | 66-51 |
| J.27 | * at Oregon (16) | L | 49-57 |
| J.28 | * at Oregon (16) | L | 60-63 |
| F.3 | * at Oregon State | L | 46-56 |

ALL-TIME RESULTS



1951 NCAA Tournament (Elite Eight)

| | | | |
|------|------------------------|---|-------|
| F.4 | * at Oregon State | W | 52-44 |
| F.10 | Wyoming | L | 29-49 |
| F.11 | Wyoming | W | 37-36 |
| F.17 | * #16 Washington State | L | 46-54 |
| F.18 | * #16 Washington State | L | 42-60 |
| F.24 | * at Idaho | L | 40-57 |
| F.25 | * at Idaho | L | 45-48 |
| M.3 | * Oregon State | W | 47-45 |
| M.4 | * Oregon State | W | 57-54 |

1951

Coach: Tippy Dye • **Record:** 24-6, 11-5

Captains: LaDon Henson

| | | | |
|------|------------------------------|---|-------|
| D.8 | Nebraska | W | 54-49 |
| D.9 | Nebraska | W | 71-53 |
| D.15 | at California | W | 57-52 |
| D.16 | at California | W | 64-49 |
| D.19 | Pittsburgh (12) | W | 54-44 |
| D.20 | Pittsburgh (12) | W | 74-45 |
| J.1 | Santa Clara (15) | W | 56-34 |
| J.5 | * Oregon (12) | W | 73-49 |
| J.6 | * Oregon (12) | W | 61-60 |
| J.12 | * at Oregon State (12) | W | 41-40 |
| J.13 | * at Oregon State (12) | L | 41-46 |
| J.19 | * at Washington State (15) | L | 48-50 |
| J.20 | * at Washington State (15) | L | 60-63 |
| J.26 | * at Idaho | W | 50-44 |
| J.27 | * at Idaho | L | 50-55 |
| F.2 | * Oregon State | W | 74-38 |
| F.3 | * Oregon State | W | 40-36 |
| F.9 | Wyoming | W | 74-49 |
| F.10 | Wyoming | W | 53-51 |
| F.16 | * Idaho | W | 63-40 |
| F.17 | * Idaho | W | 76-59 |
| F.23 | * at Oregon (19) | W | 77-68 |
| F.24 | * at Oregon (19) | L | 75-82 |
| M.2 | * Washington State (19) | W | 53-44 |
| M.3 | * Washington State (19) | W | 86-41 |
| M.9 | ^ UCLA (15) | W | 70-51 |
| M.10 | ^ UCLA (15) | W | 71-54 |
| M.22 | & vs. Texas A&M (15) | W | 62-40 |
| M.23 | & vs. Oklahoma State (15) | L | 57-61 |
| M.24 | & vs. #11 Brigham Young (15) | W | 80-67 |

^ Pacific Coast Conf. playoffs; & NCAA Championships (Kansas City, Mo.)

1952

Coach: Tippy Dye • **Record:** 25-6, 14-2

Captains: Mike McCutchen, Fran Guisness

| | | | |
|------|---------------------------|--------|-------|
| N.30 | at Utah | L | 61-62 |
| D.1 | at Utah | W | 60-44 |
| D.7 | #13 UCLA | W | 60-52 |
| D.8 | #13 UCLA | W | 76-61 |
| D.14 | at California (6) | W (ot) | 52-50 |
| D.15 | at California (6) | W | 65-43 |
| D.19 | at #4 St. Louis (8) | W | 58-53 |
| D.22 | at #15 Minnesota (8) | W | 55-51 |
| D.28 | Ohio State (3) | W | 78-43 |
| D.29 | Northwestern (3) | W | 83-60 |
| J.4 | * Idaho (3) | L | 51-56 |
| J.5 | * Idaho (3) | W | 61-42 |
| J.11 | * at Oregon State (6) | W | 46-37 |
| J.12 | * at Oregon State (6) | W | 49-41 |
| J.18 | * Oregon (8) | W | 74-36 |
| J.19 | * Oregon (8) | W | 64-39 |
| J.25 | * at Washington State (6) | L | 50-56 |
| J.26 | * at Washington State (6) | W | 67-43 |
| F.1 | * at Oregon (9) | W | 71-63 |
| F.2 | * at Oregon (9) | W | 63-57 |
| F.8 | * Oregon State (8) | W | 69-56 |
| F.9 | * Oregon State (8) | W | 54-37 |
| F.15 | * at Idaho (8) | W | 79-64 |
| F.16 | * at Idaho (8) | W | 75-66 |
| F.22 | at #19 Wyoming (6) | W | 52-50 |
| F.23 | at #19 Wyoming (6) | L | 54-55 |
| F.29 | * Washington State (6) | W | 75-37 |
| M.1 | * Washington State (6) | W | 82-51 |
| M.7 | ^ at #19 UCLA (6) | L | 53-65 |
| M.8 | ^ at #19 UCLA (6) | W | 53-50 |
| M.10 | ^ at #19 UCLA (6) | L | 50-60 |

^ Pacific Coast Conf. playoffs

1953

Coach: Tippy Dye • **Record:** 28-3, 15-1

Captains: Mike McCutchen

| | | | |
|------|--------------------|--------|-------|
| D.5 | Utah | W | 82-54 |
| D.6 | Utah | W | 77-56 |
| D.12 | at #7 UCLA | W | 53-49 |
| D.13 | at #7 UCLA | L | 47-54 |
| D.19 | #18 California (9) | W | 60-50 |
| D.20 | #18 California (9) | W (ot) | 99-88 |
| D.25 | St. Louis (7) | W | 66-59 |
| D.26 | St. Louis (7) | W | 61-57 |

| | | | |
|------|-----------------------------------|-------|-------|
| J.2 | * at Oregon (5) | W | 79-73 |
| J.3 | * at Oregon (5) | W | 76-60 |
| J.9 | * #18 Idaho (6) | W | 76-64 |
| J.10 | * #18 Idaho (6) | W | 82-58 |
| J.16 | * Oregon State (5) | W | 77-54 |
| J.17 | * Oregon State (5) | W | 68-56 |
| J.23 | * at Washington State (3) | W | 75-41 |
| J.24 | * at Washington State (3) | W | 60-48 |
| J.28 | + at Universal Mot./AAU (3) (exh) | 66-63 | |
| J.30 | + at Universal Mot./AAU (3) (exh) | 69-51 | |
| J.31 | at Hawai'i (3) | W | 83-55 |
| F.6 | * Washington State (3) | W | 79-51 |
| F.7 | * Washington State (3) | W | 69-56 |
| F.13 | * at Oregon State (3) | W | 69-53 |
| F.14 | * at Oregon State (3) | W | 73-60 |
| F.20 | * Oregon (3) | W | 84-67 |
| F.21 | * Oregon (3) | W | 86-72 |
| F.27 | * at Idaho (3) | L | 61-64 |
| F.28 | * at Idaho (3) | W | 61-52 |
| M.6 | ^ California (4) | W | 60-47 |
| M.7 | ^ California (4) | W | 80-57 |
| M.13 | & vs. #14 Seattle University (2) | W | 92-70 |
| M.14 | & vs. Santa Clara (2) | W | 74-62 |
| M.17 | ++ vs. #5 Kansas (2) | L | 53-79 |
| M.18 | ++ vs. Louisiana State (2) | W | 88-69 |

^ PCC Playoffs; + Exhibition Game (Honolulu, Hawai'i); & NCAA

Western Regionals (Corvallis, Ore.); ++ NCAA Final Four (Kansas City, Mo.)

1954

Coach: Tippy Dye • **Record:** 8-18, 7-9

Captains: Don Tripp

| | | | |
|------|-----------------------|--------|-------|
| D.4 | Stanford | L | 51-66 |
| D.5 | Stanford | L | 61-63 |
| D.18 | Kansas State | L | 64-74 |
| D.19 | Kansas State | L | 76-87 |
| D.28 | % vs. Oklahoma | L | 77-87 |
| D.29 | % vs. Kansas State | L | 75-81 |
| D.30 | % vs. Colorado | L | 60-81 |
| J.2 | at St. Louis | L | 67-73 |
| J.8 | * at Washington State | L | 48-56 |
| J.9 | * at Washington State | W | 54-44 |
| J.15 | * Oregon State | L | 49-61 |
| J.16 | * Oregon State | L | 51-54 |
| J.22 | * at Oregon | L | 76-77 |
| J.23 | * at Oregon | L | 48-64 |
| J.29 | Brigham Young | L (ot) | 79-89 |
| J.30 | Brigham Young | W | 55-51 |
| F.5 | * Idaho | W | 65-59 |
| F.6 | * Idaho | W | 70-69 |
| F.12 | * at Oregon State | L | 47-70 |
| F.13 | * at Oregon State | W | 51-47 |
| F.19 | * Oregon | L | 59-63 |
| F.20 | * Oregon | W | 67-59 |
| F.26 | * at Idaho | L | 66-74 |
| F.27 | * at Idaho | L | 76-77 |
| M.5 | * Washington State | W | 56-48 |
| M.6 | * Washington State | W | 65-56 |

% Big Seven Tournament (Kansas City, Mo.)

1955

Coach: Tippy Dye • **Record:** 13-12, 7-9

Captains: Dean Parsons

| | | | |
|------|------------------|--------|-------|
| D.3 | Hawai'i | W | 89-60 |
| D.4 | Hawai'i | W | 69-58 |
| D.10 | at Brigham Young | W | 62-44 |
| D.11 | at Brigham Young | L (ot) | 64-69 |
| D.18 | at Kansas State | L | 74-81 |
| D.21 | St. Louis | W | 72-70 |
| D.22 | St. Louis | L | 64-73 |
| D.28 | Idaho | W | 77-57 |
| D.29 | Oregon State | W (ot) | 58-57 |
| J.7 | * Idaho | W | 82-53 |

| | | | |
|------|-----------------------|--------|-------|
| J.8 | * Idaho | L | 44-52 |
| J.14 | * at Oregon State | L | 38-66 |
| J.15 | * at Oregon State | L | 63-70 |
| J.21 | * at Washington State | W | 69-38 |
| J.22 | * at Washington State | L | 73-74 |
| J.28 | * Oregon State | L | 51-55 |
| J.29 | * Oregon State | L | 43-57 |
| F.4 | * at Oregon | W (ot) | 54-52 |
| F.5 | * at Oregon | L | 63-64 |
| F.11 | * Washington State | W | 76-40 |
| F.12 | * Washington State | W | 63-49 |
| F.18 | * Oregon | W | 80-60 |
| F.19 | * Oregon | L | 59-60 |
| F.25 | * at Idaho | W | 84-76 |
| F.26 | * at Idaho | L | 79-80 |

1956

Coach: Tippy Dye • **Record:** 15-11, 11-5

Captains: Jim Coshow, Ron Olson

| | | | |
|------|--------------------|--------|--------|
| D.2 | at #19 Stanford | L | 55-72 |
| D.3 | at #19 Stanford | L | 68-73 |
| D.9 | Baylor | W | 71-62 |
| D.10 | Baylor | W | 80-68 |
| D.17 | at Kansas State | L | 69-74 |
| D.20 | at St. Louis | L | 77-85 |
| D.22 | at Ohio State | L | 73-94 |
| D.27 | #6 Iowa | W | 76-71 |
| D.28 | Wisconsin | W | 54-53 |
| J.6 | * Stanford | W | 57-42 |
| J.7 | * Stanford | L | 46-58 |
| J.10 | at Oregon | L (ot) | 51-53 |
| J.20 | * Washington State | W | 62-42 |
| J.21 | * Washington State | W | 80-57 |
| J.27 | * at Oregon State | W | 83-63 |
| J.28 | * at Oregon State | W | 66-58 |
| F.3 | * at #20 UCLA | L | 60-61 |
| F.4 | * at #20 UCLA | L | 75-82 |
| F.10 | * Oregon | W | 68-50 |
| F.11 | * Oregon | W | 70-61 |
| F.17 | * at Idaho | W | 46-34 |
| F.18 | * at Idaho | W (ot) | 70-63 |
| F.24 | * at California | L | 62-74 |
| F.25 | * at California | L | 60-63 |
| M.2 | * USC | W | 105-84 |
| M.3 | * USC | W | 71-67 |

1957

Coach: Tippy Dye • **Record:** 17-9, 13-3

Captains: Bruno Boin, Don Sunitsch

| | | | |
|------|-------------------|--------|-------|
| D.1 | at Brigham Young | L | 66-70 |
| D.7 | at Oklahoma State | L | 43-70 |
| D.8 | at Oklahoma State | W | 49-44 |
| D.14 | #1 Kansas | L | 63-77 |
| D.15 | #1 Kansas | L | 78-92 |
| D.21 | Colorado | L | 53-65 |
| D.22 | Colorado | W | 69-55 |
| D.28 | % vs. USC | W | 80-61 |
| D.29 | % at Oregon State | L | 58-71 |
| J.4 | * at USC | W | 76-72 |
| J.5 | * at USC | W | 80-78 |
| J.11 | * Idaho | W | 77-58 |
| J.12 | * Idaho | W | 71-49 |
| J.18 | * at Stanford | L | 63-70 |
| J.19 | * at Stanford | W | 68-64 |
| J.25 | * Oregon State | W | 64-53 |
| J.26 | * Oregon State | W | 58-51 |
| J.29 | Oregon | W | 64-63 |
| F.8 | * #5 UCLA | L | 65-68 |
| F.9 | * #5 UCLA | W | 90-74 |
| F.15 | * at Oregon | W | 84-62 |
| F.16 | * at Oregon | W (ot) | 65-63 |
| F.22 | * #15 California | W | 70-57 |
| F.23 | * #15 California | L | 62-72 |



1953 NCAA Tournament (Final Four)

Front row (left to right): Manager Garver, Dean Parsons, Bob Houbregs, Doug McClary. **Middle row:** Athletic Director Harvey Cassill, Steve Roake, Mike McCutcheon, Larry Ramm, Bill Ward, Head Coach Tippy Dye. **Back row:** Joe Cipriano, Charlie Koon, Will Elliott, Don Apeland. **Not Pictured:** Roland Halle

| | | | |
|-----|-----------------------|---|-------|
| M.8 | * at Washington State | W | 73-72 |
| M.9 | * at Washington State | W | 76-66 |

% Far West Classic (Corvallis, Ore.)

1958

Coach: Tippy Dye • **Record:** 8-18, 5-11

Captains: Bill Stady

| | | | |
|------|-----------------------|--------|-------|
| D.6 | Brigham Young | L | 43-45 |
| D.7 | Brigham Young | W | 63-52 |
| D.13 | #18 Oklahoma State | L | 39-47 |
| D.14 | #18 Oklahoma State | L | 39-43 |
| D.20 | at #2 Kansas | L | 59-77 |
| D.21 | at #3 Kansas State | L | 63-70 |
| D.23 | at St. Louis | L | 63-89 |
| D.27 | % vs. #12 Utah | L | 62-64 |
| D.28 | % vs. Yale | W | 66-51 |
| D.30 | #8 Michigan State | W | 71-69 |
| J.4 | * #19 California | L | 45-57 |
| J.6 | * USC | L | 54-60 |
| J.10 | * at California | L | 42-49 |
| J.11 | * at Stanford | W | 60-54 |
| J.18 | * at Oregon | L | 53-57 |
| J.24 | * at Oregon State | L | 58-81 |
| J.25 | * Oregon State | W | 45-42 |
| J.31 | * Stanford | W | 69-58 |
| F.7 | * Idaho | W | 56-49 |
| F.15 | * Oregon | L (ot) | 83-87 |
| F.17 | * UCLA | L | 62-67 |
| F.22 | * at Idaho | L | 63-85 |
| F.24 | * at Washington State | W | 68-62 |
| F.28 | * Washington State | L | 41-58 |
| M.7 | * at USC | L | 65-76 |
| M.8 | * at UCLA | L | 68-89 |

% Far West Classic (Corvallis, Ore.)

1959

Coach: Tippy Dye • **Record:** 18-8, 11-5

Captains: Bruno Boin

| | | | |
|------|-------------|--------|-------|
| D.5 | at Colorado | L (ot) | 63-70 |
| D.6 | at Colorado | L | 51-69 |
| D.8 | Hawai'i | W | 67-62 |
| D.12 | Houston | W | 68-62 |
| D.13 | Houston | W | 59-55 |

| | | | |
|------|-----------------------|--------|-------|
| D.19 | at Wisconsin | W | 62-48 |
| D.20 | at Iowa | W | 81-68 |
| D.22 | at #6 Northwestern | L | 69-75 |
| D.27 | Minnesota (19) | W | 85-63 |
| D.29 | Minnesota (19) | W | 73-57 |
| J.2 | * #20 California | L | 43-54 |
| J.5 | * UCLA | W | 68-63 |
| J.9 | * at California | L | 43-54 |
| J.10 | * at Stanford | L | 49-51 |
| J.16 | * at Oregon | W | 62-57 |
| J.17 | * at Oregon State | W | 69-59 |
| J.24 | * Oregon | W | 79-60 |
| J.31 | * Stanford | W | 75-52 |
| F.6 | * Washington State | W | 82-73 |
| F.14 | * Oregon State | W | 75-59 |
| F.16 | * USC | W | 76-55 |
| F.20 | * at Idaho | W | 61-60 |
| F.21 | * at Washington State | W | 82-80 |
| F.27 | * Idaho | W | 74-51 |
| M.6 | * at UCLA | L | 55-56 |
| M.7 | * at USC | L (ot) | 74-80 |

1960

Coach: John Grayson • **Record:** 15-13, 2-9

Captains: Al Murphy

| | | | |
|------|-----------------------|---|-------|
| D.4 | at Brigham Young | L | 52-54 |
| D.5 | at Brigham Young | W | 60-52 |
| D.11 | Idaho | W | 56-52 |
| D.12 | Washington State | W | 77-62 |
| D.18 | Iowa State | L | 56-60 |
| D.19 | Iowa State | W | 69-59 |
| D.21 | Northwestern | W | 79-60 |
| D.22 | Northwestern | W | 67-61 |
| J.2 | * at UCLA | L | 55-57 |
| J.4 | * at UCLA | L | 54-55 |
| J.8 | * #10 USC | L | 52-53 |
| J.9 | * #10 USC | L | 68-69 |
| J.11 | Oregon State | W | 57-51 |
| J.15 | * at Stanford | L | 55-58 |
| J.16 | * at #2 California | L | 39-79 |
| J.22 | Oregon | W | 63-56 |
| J.23 | * Stanford | L | 42-54 |
| J.29 | @ at Washington State | L | 71-79 |

ALL-TIME RESULTS

| | | | |
|------|---------------------|---|-------|
| F.5 | * at #3 California | L | 53-68 |
| F.6 | * at USC | W | 59-49 |
| F.12 | at Hawai'i | W | 64-62 |
| F.13 | at Hawai'i | W | 74-64 |
| F.19 | at Oregon | L | 41-57 |
| F.20 | at Oregon State | W | 62-52 |
| F.26 | * #4 California | L | 47-54 |
| F.27 | * UCLA | W | 84-73 |
| M.4 | at Idaho | W | 58-45 |
| M.5 | at Washington State | W | 64-47 |

@ Spokane, Wash.

1961

Coach: John Grayson • **Record:** 13-13, 6-6

Captains: Clint Names

| | | | |
|------|---------------------|---|------------|
| D.2 | Brigham Young | L | (ot) 63-65 |
| D.3 | Brigham Young | W | 74-54 |
| D.10 | Oregon State | W | 58-47 |
| D.12 | Hawai'i | W | 73-46 |
| D.16 | at Iowa State | L | 60-63 |
| D.17 | at Iowa State | L | 50-60 |
| D.20 | at Northwestern | L | 45-53 |
| J.6 | * #9 UCLA | W | 58-45 |
| J.7 | * #9 UCLA | L | 58-62 |
| J.13 | * at USC | L | 56-66 |
| J.14 | * at USC | L | 72-83 |
| J.20 | * at Stanford | L | (ot) 58-61 |
| J.21 | * at Stanford | W | 51-49 |
| J.27 | at Oregon | L | 48-67 |
| J.28 | at Oregon State | L | 46-74 |
| F.3 | * Stanford | W | 71-47 |
| F.10 | * California | W | 70-50 |
| F.11 | * California | W | (ot) 59-58 |
| F.17 | Oregon | W | 54-47 |
| F.18 | * #8 USC | W | 61-55 |
| F.24 | at Idaho | L | 63-70 |
| F.25 | at Washington State | W | 66-63 |
| M.3 | * at California | L | (ot) 51-52 |
| M.4 | * at UCLA | L | 68-84 |
| M.10 | Idaho | W | (ot) 70-65 |
| M.11 | Washington State | W | 79-66 |

1962

Coach: John Grayson • **Record:** 16-10, 5-7

Captains: N/A

| | | | |
|------|---------------------|---|-------|
| D.2 | Air Force | W | 60-50 |
| D.4 | Montana | W | 59-42 |
| D.5 | Montana | W | 73-57 |
| D.9 | at Oregon State | L | 48-55 |
| D.16 | at Oregon | W | 81-59 |
| D.20 | Idaho | W | 75-66 |
| D.27 | % vs. #1 Ohio State | L | 49-59 |
| D.28 | % vs. Army | W | 68-52 |
| D.29 | % vs. #9 Purdue | L | 73-75 |
| J.5 | * at UCLA | L | 57-72 |
| J.6 | * at UCLA | L | 63-75 |
| J.12 | * #4 USC | W | 85-67 |
| J.13 | * #4 USC | L | 64-78 |
| J.20 | * at Stanford | L | 59-64 |
| J.26 | * Stanford | W | 73-61 |
| J.27 | * Stanford | W | 65-49 |
| F.3 | * at California | W | 62-57 |
| F.9 | * at California | W | 70-63 |
| F.10 | * at USC | L | 68-75 |
| F.17 | #6 Oregon State | W | 73-61 |
| F.23 | Washington State | W | 66-51 |
| F.24 | Oregon | W | 67-49 |
| M.2 | * UCLA | L | 66-69 |
| M.3 | * California | L | 65-68 |
| M.9 | at Idaho | W | 55-54 |
| M.10 | at Washington State | W | 72-58 |

% Los Angeles Classic

1963

Coach: John Grayson • **Record:** 13-13, 6-6

Captains: Ed Correll

| | | | |
|------|---------------------|---|-------------|
| D.1 | Colorado State | W | 64-59 |
| D.4 | Oregon | L | 57-59 |
| D.8 | #7 Oregon State | L | 45-57 |
| D.20 | at Montana | W | 59-50 |
| D.21 | at Montana | W | 57-53 |
| D.26 | % vs. St. Louis | L | 39-64 |
| D.27 | % vs. Utah State | L | 60-71 |
| D.29 | % vs. #9 Stanford | L | (2ot) 62-63 |
| J.4 | * #9 UCLA | W | 62-61 |
| J.5 | * #9 UCLA | W | 67-63 |
| J.11 | * at USC | L | 61-64 |
| J.12 | * at USC | W | 62-61 |
| J.18 | * at Stanford | L | 48-57 |
| J.19 | * at Stanford | L | 49-58 |
| J.25 | at Oregon | W | 63-52 |
| J.26 | at Oregon State | L | 48-65 |
| F.1 | * #7 Stanford | W | 49-48 |
| F.8 | * California | W | 65-58 |
| F.9 | * California | W | 65-62 |
| F.16 | * USC | L | 53-59 |
| F.21 | at Washington State | W | 61-56 |
| F.23 | at Idaho | L | 56-63 |
| M.1 | * at California | L | 45-50 |
| M.2 | * at UCLA | L | 52-80 |
| M.8 | Idaho | W | 58-50 |
| M.9 | Washington State | W | 59-57 |

% Los Angeles Classic

1964

Coach: Mac Duckworth • **Record:** 9-17, 5-10

Captains: Charlie Hart

| | | | |
|------|-----------------------|---|-------------|
| D.2 | Texas-El Paso | W | 57-49 |
| D.7 | at Oregon State | L | 60-91 |
| D.9 | at Oregon | W | 69-63 |
| D.13 | Wyoming | L | 61-74 |
| D.14 | Montana State | L | 61-73 |
| D.23 | at Colorado State | L | 52-82 |
| D.26 | % vs. Texas A&M | L | 53-61 |
| D.27 | % vs. Montana State | L | 54-55 |
| D.28 | % vs. Idaho | W | 80-69 |
| J.3 | * California | L | 44-46 |
| J.4 | * California | W | 59-53 |
| J.10 | * at Stanford | L | 52-75 |
| J.11 | * at Stanford | L | 47-64 |
| J.17 | * at Washington State | L | 59-61 |
| J.18 | * at Washington State | W | 63-61 |
| J.28 | Oregon | W | (2ot) 69-67 |
| F.1 | Oregon State | L | 59-67 |
| F.7 | * USC | W | 66-60 |
| F.8 | * USC | L | 59-66 |
| F.14 | * at #1 UCLA | L | 58-73 |
| F.15 | * at #1 UCLA | L | 60-88 |
| F.22 | * at California | L | 51-57 |
| F.24 | * #1 UCLA | L | 64-78 |
| F.29 | * Stanford | W | 69-67 |
| M.2 | * at USC | L | 64-85 |
| M.6 | * Washington State | W | 57-52 |

% All-College Tourney (Oklahoma City, Okla.)

1965

Coach: Mac Duckworth • **Record:** 9-16, 5-9

Captains: Lynn Nance

| | | | |
|------|--------------------|---|-------|
| D.1 | + Alumni (exh) | | 84-71 |
| D.5 | at Oregon State | L | 63-67 |
| D.7 | at Oregon | L | 60-61 |
| D.12 | Washington State | W | 70-66 |
| D.18 | Kansas State | L | 66-73 |
| D.19 | Kansas State | W | 71-62 |
| D.28 | % vs. #3 Minnesota | L | 76-77 |
| D.29 | % vs. Arizona | L | 63-77 |

| | | | |
|------|-----------------------|---|-------------|
| D.30 | % vs. Michigan State | L | 92-93 |
| J.8 | * at California | W | 55-46 |
| J.9 | * at Stanford | L | 68-80 |
| J.15 | * Oregon State | W | 79-70 |
| J.16 | * Oregon | L | 58-65 |
| J.22 | at Washington State | L | 53-56 |
| J.23 | Idaho | W | 90-76 |
| F.5 | * at USC | W | 78-77 |
| F.6 | * at #2 UCLA | L | 75-78 |
| F.12 | * #2 UCLA | L | 73-83 |
| F.13 | * USC | L | 70-77 |
| F.19 | * Stanford | L | 70-78 |
| F.20 | * California | L | 56-65 |
| F.26 | * at Oregon | W | 82-76 |
| F.27 | * at Oregon State | L | 45-54 |
| M.5 | * Washington State | L | (2ot) 74-78 |
| M.6 | * at Washington State | W | 76-55 |
| M.8 | at Idaho | W | 99-87 |

% Los Angeles Classic

1966

Coach: Mac Duckworth • **Record:** 10-15, 4-10

Captains: N/A

| | | | |
|------|-----------------------|---|------------|
| D.3 | Oregon State | W | 45-44 |
| D.4 | Oregon | L | 61-63 |
| D.10 | + Alumni (exh) | | 66-83 |
| D.15 | at Iowa | L | 70-99 |
| D.17 | ++ vs. Wisconsin | W | 81-67 |
| D.18 | ++ at Marquette | L | 74-75 |
| D.21 | Florida | L | 60-66 |
| D.22 | Florida | W | 78-69 |
| D.28 | % vs. Tulsa | L | 76-92 |
| D.29 | +% vs. Subpac (exh) | | 78-79 |
| D.30 | % at Hawai'i | W | 83-70 |
| J.8 | * Stanford | L | (ot) 78-83 |
| J.10 | * California | W | (ot) 80-79 |
| J.14 | * at Oregon | L | 62-71 |
| J.15 | * at Oregon State | L | 59-67 |
| J.28 | Hawai'i | W | 111-52 |
| J.29 | Hawai'i | W | 87-58 |
| F.5 | * USC | L | 57-67 |
| F.7 | * UCLA | L | 67-89 |
| F.11 | * at USC | W | 76-73 |
| F.12 | * at UCLA | L | 71-100 |
| F.18 | * at Stanford | L | 73-75 |
| F.19 | * at California | L | 48-50 |
| F.26 | * Oregon | W | 61-60 |
| F.28 | * Oregon State | L | 43-54 |
| M.4 | * Washington State | W | 70-67 |
| M.5 | * at Washington State | L | 74-81 |

++ Milwaukee Classic (Milwaukee, Wis.); % Rainbow Classic (Honolulu, Hawai'i)

1967

Coach: Mac Duckworth • **Record:** 13-12, 6-8

Captains: N/A

| | | | |
|------|--------------------------------|---|-------|
| D.2 | Iowa | L | 50-66 |
| D.3 | Iowa | W | 76-65 |
| D.17 | at Purdue | L | 70-85 |
| D.20 | at #8 Houston | L | 65-87 |
| D.22 | at Loyola-New Orleans | L | 87-88 |
| D.27 | % vs. St. Louis | W | 91-82 |
| D.29 | % vs. Indiana | W | 81-79 |
| D.30 | % vs. Washington State | W | 80-72 |
| J.7 | * USC | L | 74-83 |
| J.9 | * #1 UCLA | L | 68-83 |
| J.13 | * at Oregon | W | 78-74 |
| J.14 | * at Oregon State | L | 57-61 |
| J.21 | * at Washington State | L | 69-78 |
| J.23 | + Japanese National Team (exh) | | 75-72 |
| J.27 | Montana | W | 85-72 |
| J.28 | #3 Houston | W | 81-78 |
| F.4 | at Montana | W | 95-79 |

| | | | |
|------|--------------------|---|--------|
| F.11 | * California | W | 85-80 |
| F.13 | * Stanford | W | 79-73 |
| F.17 | * at Stanford | W | 85-82 |
| F.18 | * at California | L | 73-87 |
| F.24 | * at #1 UCLA | L | 43-71 |
| F.25 | * at USC | L | 69-106 |
| M.4 | * Oregon State | L | 66-69 |
| M.6 | * Oregon | W | 78-67 |
| M.9 | * Washington State | W | 86-75 |

% Far West Classic (Portland, Ore.)

1968

Coach: Mac Duckworth • **Record:** 12-14, 4-10

Captains: Dave Carr

| | | | |
|------|-------------------------|---|-------|
| D.1 | Miami (Fla.) | W | 96-54 |
| D.2 | Miami (Fla.) | W | 81-80 |
| D.8 | #7 Purdue | W | 98-87 |
| D.9 | #7 Purdue | L | 77-84 |
| D.18 | at Oklahoma State | L | 65-67 |
| D.27 | % vs. Mississippi State | W | 82-80 |
| D.28 | % vs. St. Joseph's | L | 74-79 |
| D.30 | at Texas Tech | W | 76-71 |
| J.5 | * at USC | L | 56-68 |
| J.6 | * at #1 UCLA | L | 65-93 |
| J.13 | * Oregon | W | 84-73 |
| J.15 | * Oregon State | W | 68-56 |
| J.20 | * Washington State | L | 70-75 |
| J.26 | Utah | W | 93-76 |
| J.27 | Montana | W | 76-65 |
| F.1 | at Montana State | W | 98-74 |
| F.3 | at Montana | L | 75-78 |
| F.9 | * at California | L | 66-79 |
| F.10 | * at Stanford | L | 75-97 |
| F.17 | * Stanford | W | 91-80 |
| F.19 | * California | W | 64-52 |
| F.24 | * #2 UCLA | L | 67-84 |
| F.26 | * USC | L | 68-76 |
| M.1 | * at Oregon State | L | 72-74 |
| M.2 | * at Oregon | L | 83-85 |
| M.8 | * at Washington State | L | 63-87 |

% Gator Bowl Tournament (Jacksonville, Fla.)

1969

Coach: Tex Winter • **Record:** 13-13, 6-8

Captains: George Irvine

| | | | |
|------|-----------------------|--------|-------|
| D.2 | + Varsity/Frosh (exh) | | 67-61 |
| D.6 | at Utah | L | 74-82 |
| D.7 | at Utah State | L | 75-83 |
| D.13 | Oklahoma State | W | 46-44 |
| D.14 | Oklahoma State | W | 48-45 |
| D.20 | Idaho | W | 72-58 |
| D.21 | Loyola-New Orleans | W | 87-65 |
| D.27 | % vs. Wake Forest | L | 70-81 |
| D.28 | % vs. Navy | L | 63-67 |
| D.30 | at #16 Ohio State | W | 64-59 |
| J.10 | * at Stanford | W | 76-59 |
| J.11 | * at California | W (ot) | 74-73 |
| J.18 | * Oregon State | W | 60-42 |
| J.20 | * Oregon | W | 60-54 |
| J.23 | at Idaho | L | 53-66 |
| J.25 | * at Washington State | L | 55-62 |
| J.31 | Montana | W | 78-75 |
| F.1 | Montana State | W | 78-71 |
| F.7 | * at #1 UCLA | L | 51-62 |
| F.8 | * at USC | L | 56-69 |
| F.15 | * USC | L | 51-69 |
| F.17 | * #1 UCLA | L | 44-53 |
| F.22 | * California | W | 85-65 |
| F.24 | * Stanford | W | 68-45 |
| F.28 | * at Oregon | L | 75-79 |
| M.1 | * at Oregon State | L | 52-82 |
| M.7 | * Washington State | L | 61-69 |

% Triangle Tourney (Raleigh, N.C.)

1970

Coach: Tex Winter • **Record:** 17-9, 7-7

Captains: George Irvine

| | | | |
|------|-----------------------------|---------|--------|
| N.24 | + Varsity/Frosh (exh) | | 84-52 |
| D.2 | Idaho | W | 105-58 |
| D.5 | Seattle University | W | 86-78 |
| D.6 | Montana State | W | 88-68 |
| D.13 | at Utah State | W | 90-61 |
| D.19 | % vs. Northwestern (20) | W | 86-81 |
| D.20 | % vs. Missouri (20) | W | 92-80 |
| D.26 | ++ vs. #12 USC (10) | W | 90-86 |
| D.29 | ++ vs. Oregon State (10) | W | 85-65 |
| D.30 | ++ vs. Oregon (9) | L | 73-83 |
| J.2 | @ at Seattle University (9) | L | 72-80 |
| J.3 | Yale (9) | W | 84-70 |
| J.10 | * Stanford (14) | W (ot) | 76-73 |
| J.12 | * California (14) | L | 64-94 |
| J.16 | * at Oregon State (15t) | L | 47-60 |
| J.17 | * at Oregon (15t) | W | 53-46 |
| J.24 | * Washington State | W | 37-36 |
| J.30 | at Montana | W | 76-68 |
| F.7 | * #1 UCLA | L | 56-66 |
| F.9 | * #11 USC | W (2ot) | 77-72 |
| F.13 | * at #18 USC | L | 81-84 |
| F.14 | * at #1 UCLA | L | 85-101 |
| F.20 | * at California | L (ot) | 86-91 |
| F.21 | * at Stanford | W | 78-72 |
| F.28 | * Oregon | W | 90-73 |
| M.2 | * Oregon State | W | 46-43 |
| M.6 | * at Washington State | L | 68-79 |

@ Seattle Coliseum; % Sun Devil Classic (Tempe, Ariz.); ++ Far West Classic (Portland, Ore.)

1971

Coach: Tex Winter • **Record:** 15-13, 6-8

Captains: Dave Willenborg, Mike Troyer

| | | | |
|------|----------------------------|--------|--------|
| N.23 | + Varsity/Frosh (exh) | | 121-69 |
| D.1 | at Montana State | L (ot) | 89-90 |
| D.4 | Seattle University | W | 87-85 |
| D.5 | Texas Tech | L | 71-76 |
| D.12 | Montana | W | 86-67 |
| D.18 | % vs. Navy | W | 80-69 |
| D.19 | % at Utah | L | 78-89 |
| D.21 | at Kansas State | W | 64-51 |
| D.23 | at Idaho | L | 70-71 |
| D.28 | Seattle Pacific | W | 70-48 |
| J.2 | @ at Seattle University | L | 81-86 |
| J.8 | * at #1 UCLA | L | 69-78 |
| J.9 | * at #4 USC | L | 72-79 |
| J.15 | at Alaska-Fairbanks | W | 85-73 |
| J.16 | at Alaska-Fairbanks | W | 90-62 |
| J.23 | * Oregon State | W (ot) | 93-85 |
| J.25 | * #16 Oregon | W | 82-75 |
| J.29 | Long Island U. | W | 98-75 |
| J.30 | Gonzaga | W | 86-78 |
| F.6 | * at Washington State | L | 79-90 |
| F.12 | * at Stanford | W | 81-80 |
| F.13 | * at California | L | 90-92 |
| F.15 | + Athletes in Action (exh) | | 73-86 |
| F.20 | * California | W | 82-80 |
| F.22 | * Stanford | W | 72-69 |
| F.27 | * #3 USC | L | 80-81 |
| M.1 | * #1 UCLA | L | 69-71 |
| M.5 | * at Oregon | L | 76-101 |
| M.6 | * at Oregon State | L | 52-71 |
| M.12 | * Washington State | W | 73-63 |

@ Seattle Coliseum; % Utah Classic (Salt Lake City, Utah)

1972

Coach: Marv Harshman • **Record:** 20-6, 10-4

Captains: Steve Hawes

| | | | |
|------|-------------------------|--------|--------|
| D.1 | Portland | W | 76-63 |
| D.3 | Portland State | W | 101-85 |
| D.6 | at Colorado | W | 72-67 |
| D.11 | @ at Seattle University | W | 96-74 |
| D.17 | Kansas State | W | 96-90 |
| D.18 | Kansas State | W | 75-66 |
| D.23 | at Pacific | L | 71-86 |
| D.27 | % vs. #14 Florida State | L | 77-85 |
| D.29 | % vs. Dartmouth | W | 100-75 |
| D.30 | % vs. Michigan | W | 100-80 |
| J.7 | * at California | W | 91-81 |
| J.8 | * at Stanford | L (ot) | 80-85 |
| J.14 | Cincinnati | W | 91-81 |
| J.22 | * Oregon | W | 85-55 |
| J.24 | * Oregon State | W | 86-73 |
| J.29 | Seattle University | W | 91-79 |
| F.4 | * Washington State | W | 103-92 |
| F.11 | * at USC | L | 68-85 |
| F.12 | * at #1 UCLA | L | 70-109 |
| F.19 | * #1 UCLA | L | 83-100 |
| F.21 | * USC | W | 78-62 |
| F.26 | * Stanford | W | 90-78 |
| F.28 | * California | W | 90-78 |
| M.3 | * at Oregon | W | 81-75 |
| M.4 | * at Oregon State | W | 70-69 |
| M.10 | * at Washington State | W | 96-63 |

@ Seattle Coliseum; % Far West Classic (Portland, Ore.)

1973

Coach: Marv Harshman • **Record:** 16-11, 6-8

Captains: Louis Nelson, Ron Ball

| | | | |
|------|--------------------------|--------|--------|
| N.25 | + Subpac (exh) | | 73-67 |
| D.1 | Ohio State | W | 67-63 |
| D.2 | Grambling | W | 97-69 |
| D.8 | @ at Seattle University | W | 68-56 |
| D.9 | Seattle Pacific | W | 86-66 |
| D.15 | at Wichita State | W | 102-68 |
| D.16 | at #20 Kansas State | L | 64-71 |
| D.22 | Boise State | W | 98-61 |
| D.23 | Gonzaga | W | 93-61 |
| D.28 | + vs. SubPac (exh) | | 86-77 |
| D.29 | % vs. #11 North Carolina | L | 72-89 |
| D.30 | % at Hawai'i | L | 75-85 |
| J.6 | * California | W | 71-59 |
| J.8 | * Stanford | L | 55-76 |
| J.12 | * at Oregon | L (ot) | 65-69 |
| J.13 | * at Oregon State | L | 63-89 |
| J.20 | at Montana | W | 77-59 |
| J.25 | Seattle University | W | 74-67 |
| J.27 | Portland State | W | 64-59 |
| F.2 | * Washington State | W | 58-51 |
| F.10 | * USC | L | 79-85 |
| F.12 | * #1 UCLA | L | 67-76 |
| F.16 | * at #1 UCLA | L | 62-93 |
| F.17 | * at USC | W | 73-70 |
| F.23 | * at Stanford | L | 66-76 |
| F.24 | * at California | L | 72-77 |
| M.3 | * Oregon State | W | 83-72 |
| M.5 | * Oregon | W | 83-75 |
| M.9 | * at Washington State | W | 88-76 |

@ Seattle Coliseum; % Rainbow Classic (Honolulu, Hawai'i)

1974

Coach: Marv Harshman • **Record:** 16-10, 7-7

Captains: Ray Price

| | | | |
|------|-------------------------|--------|--------|
| N.30 | Montana State | W | 107-76 |
| D.1 | Wichita State | L (ot) | 79-87 |
| D.7 | @ at Seattle University | W | 81-74 |
| D.8 | Seattle Pacific | W | 68-63 |
| D.14 | Gonzaga | W | 75-53 |

M.1 * #15 Arizona State L 61-75
 M.7 = at Nevada Las-Vegas L 73-93
 % Blade-Glass City Classic (Toledo, Ohio); = National Invitation
 Tourney

1981

Coach: Marv Harshman • **Record:** 14-13, 8-10

Captains: Andra Griffin, Bob Fronk

N.28 @ #19 Brigham Young L 70-80
 D.1 Humboldt State W 87-68
 D.4 Lewis-Clark State W 110-80
 D.9 Seattle Pacific W 93-87
 D.13 U.S. International W 72-63
 D.19 % at Providence W 60-51
 D.20 % vs. Utah State L 78-80
 D.26 ++ vs. Texas Tech L (2ot) 85-98
 D.27 ++ vs. Yale W 68-62
 J.3 * at #7 UCLA L 74-96
 J.5 * at USC W (ot) 63-61
 J.8 * Arizona L 77-84
 J.10 * #14 Arizona State L 62-90
 J.16 * at Stanford W 65-57
 J.17 * at California L 65-74
 J.22 * Oregon W 102-91
 J.24 * #1 Oregon State L (ot) 91-97
 J.31 * at Washington State W 81-70
 F.7 * at Arizona L (ot) 66-68
 F.9 * at #5 Arizona State L 76-78
 F.12 * California W 98-75
 F.14 * Stanford W 89-71
 F.21 * at Oregon W 70-68
 F.23 * at #2 Oregon State L 63-89
 F.28 * Washington State W 70-64
 M.5 * USC L 81-90
 M.7 * #13 UCLA L 72-91

@ Seattle Coliseum; % Industrial Classic (Providence, R.I.); ++ Pillsbury
 Classic (Minneapolis, Minn.)

1982

Coach: Marv Harshman • **Record:** 19-10, 11-7

Captains: Dan Caldwell, Kelly Lyles

N.30 Wisconsin-Stout W 76-56
 D.1 Idaho L 61-86
 D.5 Seattle Pacific W 82-58
 D.10 at Montana W 70-58
 D.12 at Gonzaga L 69-73

D.17 at UC-Santa Barbara W 71-62
 D.19 Montana State W 94-70
 D.21 Phillips University W 73-46
 D.29 Pacific W 87-71
 J.2 * USC W (ot) 73-72
 J.4 * #16 UCLA W 56-50
 J.8 * at Arizona W (ot) 60-57
 J.9 * at Arizona State W 47-46
 J.14 * Stanford W 75-70
 J.16 * California W 74-62
 J.23 * at #12 Oregon State L 43-63
 J.25 * at Oregon W 76-70
 J.30 * Washington State W 75-60
 F.4 * Arizona State W 59-55
 F.6 * Arizona W 86-62
 F.12 * at California (19) L 50-54
 F.13 * at Stanford (19) W 53-52
 F.18 * #5 Oregon State L 44-55
 F.20 * Oregon L 78-82
 F.27 * at Washington State L 42-62
 M.5 * at #19 UCLA L 67-68
 M.6 * at USC L 70-76
 M.10 = at Brigham Young W 66-63
 M.15 = Texas A&M L 65-69
 = National Invitation Tourney

1983

Coach: Marv Harshman • **Record:** 16-15, 7-11

Captain: Brad Watson

N.26 % at Alaska-Anchorage W 62-50
 N.27 % vs. #7 Louisville L 47-58
 N.28 % vs. Clemson W 76-66
 D.1 at Idaho L 46-51
 D.4 Gonzaga W 49-48
 D.7 at Montana State L 50-63
 D.9 at Pacific W 70-53
 D.11 at St. Mary's W 75-67
 D.15 Western Washington W 76-59
 D.18 Midwestern State W 96-81
 D.21 UC-Santa Barbara W 75-55
 D.23 #6 Missouri W 55-48
 J.3 Montana L 65-72
 J.8 * at Washington State L (2ot) 70-72
 J.13 * Arizona W 74-61
 J.15 * Arizona State L 68-72
 J.22 * at Oregon State L 51-72

J.24 * at Oregon L 47-52
 J.27 * Stanford W 84-65
 J.29 * California W 58-57
 F.3 * at USC L 60-73
 F.5 * at #7 UCLA L 65-84
 F.10 * at Arizona State L 54-70
 F.12 * at Arizona W 80-72
 F.17 * Oregon State L 50-60
 F.19 * Oregon W 79-66
 F.24 * at California L 64-96
 F.26 * at Stanford L 63-77
 M.3 * USC W 82-73
 M.5 * #6 UCLA L 66-90
 M.12 * Washington State W 78-76

% Great Alaska Shootout (Anchorage, Alaska)

1984

Coach: Marv Harshman • **Record:** 24-7, 15-3

Captain: Alvin Vaughn

N.23 + Athletes in Action (exh) 71-74
 N.26 Texas Tech W 54-45
 D.1 at #12 LSU L 48-51
 D.3 at New Mexico L 53-54
 D.7 at Missouri W 54-49
 D.17 at Idaho W (3ot) 83-69
 D.19 St. Mary's W 69-51
 D.22 Idaho W 68-66
 D.29 % vs. Virginia L 61-65
 D.30 % vs. E. Tennessee State W 62-54
 J.2 * at California W 67-50
 J.6 * Washington State W 58-48
 J.9 @ Notre Dame W (2ot) 63-61
 J.12 * at Arizona W 55-53
 J.14 * at Arizona State W 57-53
 J.19 * Oregon W 60-53
 J.21 * #11 Oregon State W 72-58
 J.26 * at Stanford L 74-78
 F.2 * USC W 79-47
 F.4 * #20 UCLA W (3ot) 89-81
 F.9 * Arizona State (17) W 70-61
 F.11 * Arizona (17) W 56-51
 F.16 * at Oregon State (15) L 52-64
 F.18 * at Oregon (15) W 79-58
 F.23 * California (18) W 54-51
 F.25 * Stanford (18) W 68-63
 M.1 * at UCLA (13) L 59-73
 M.4 * at USC (13) W 71-66
 M.8 * at Washington State (13) W 67-51
 M.16 & vs. Nevada-Reno (15) W 64-54
 M.18 & vs. #14 Duke (15) W 80-78
 M.23 && vs. Dayton (15) L 58-64

% Cabrillo Classic (San Diego, Calif.); @ The Kingdome (Seattle); &
 NCAA Sub-Regional (Pullman, Wash.); && NCAA West Regional (Los
 Angeles, Calif.)

1985

Coach: Marv Harshman • **Record:** 22-10, 13-5

Captain: Detlef Schrempf


N.23 + Meiji University, Japan (exh) 109-48
 N.30 % vs. Ball State (8) W 66-55
 D.1 % at Fresno State (8) W 53-45
 D.3 at Texas Tech (8) W (2ot) 59-57
 D.6 St. Mary's (9) W 68-48
 D.20 Boise State (7) W 79-53
 D.22 at Brigham Young (7) L 75-84
 D.26 ++ vs. Iowa State (11) W 72-59
 D.27 ++ vs. #10 Georgia Tech (11) L 58-65
 D.28 ++ at Hawai'i (11) W 81-63
 D.31 Lamar (11) W 64-59
 J.3 * Stanford (15) W 78-69
 J.5 * Oregon State (15) L 45-52
 J.10 *@ at USC W 66-50
 J.12 at #2 Duke L 59-71



1984 Pac-10 Champions • NCAA Tournament (Sweet 16)

Front row (left to right): Gary Gardner, David Koehler, Alvin Vaughn, Pete Shimer, Clay Damon. **Back row:** Head Coach Marv Harshman, Manager Tom Long, Shag Williams, Kevin Vidato, Tim Kuyper, Paul Fortier, Flossi Sigurdsson, Chris Welp, Detlef Schrempf, Reggie Rogers, Eric Schwabe, Paul Dammkoehler, Asst. Coach Robert Johnson, Asst. Coach Mike Frink.

ALL-TIME RESULTS



1985 Pac-10 Champions • NCAA Tournament

Front row (left to right): David Watson, Troy Morrell, Shag Williams, Clay Damon, Paul Dammkoehler, Gary Gardner. **Back row:** Head Coach Marv Harshman, Manager Tom Long, J.D. Taylor, Steve Evenson, Detlef Schrempp, Chris Welp, Flossi Sigurdsson, Paul Fortier, Eric Schwabe, Kevin Vidato, Eric Nelson, Asst. Coach Robert Johnson, Asst. Coach Mike Frink.

| | | | | |
|------|---|---------------------|---|-------|
| J.17 | * | California | W | 72-54 |
| J.19 | * | Oregon | W | 88-62 |
| J.21 | * | at UCLA | L | 51-63 |
| J.26 | * | at Washington State | W | 73-56 |
| J.28 | | Nevada-Reno | W | 74-62 |
| J.31 | * | at Arizona | L | 56-69 |
| F.2 | * | at Arizona State | W | 72-65 |
| F.7 | * | USC | L | 50-61 |
| F.9 | * | UCLA | W | 67-61 |
| F.11 | * | Arizona State | W | 81-63 |
| F.14 | * | at Oregon | L | 66-70 |
| F.16 | * | at #18 Oregon State | W | 60-45 |
| F.23 | * | Washington State | W | 68-55 |
| F.28 | * | #19 Arizona | W | 60-58 |
| M.3 | | at Notre Dame | L | 50-57 |
| M.7 | * | at California | W | 41-38 |
| M.9 | * | at Stanford | W | 67-47 |
| M.14 | & | vs. Kentucky | L | 58-66 |

@ Played at CS Dominquez Hills (Los Angeles); % Sun-Met Classic (Fresno, Calif.); ++ Rainbow Classic (Honolulu, Hawaii); & NCAA Playoffs (Salt Lake City, Utah)

1986

Coach: Andy Russo • **Record:** 19-12, 13-5

Captains: Shag Williams, Paul Fortier

| | | | | |
|------|----|--------------------------------|---|------------|
| N.14 | + | Australian National Team (exh) | | 73-69 |
| N.22 | % | vs. Texas-El Paso | W | 82-53 |
| N.24 | % | vs. #5 Kansas | L | 64-69 |
| N.27 | | #12 Louisiana State | L | 61-70 |
| D.3 | | at St. Mary's | W | 75-54 |
| D.5 | | at Nevada-Reno | W | 70-66 |
| D.7 | | Tulsa | W | (ot) 72-68 |
| D.9 | | at Boise State | W | 74-55 |
| D.19 | | Brigham Young | W | 74-68 |
| D.23 | | at Montana | L | 65-78 |
| D.27 | ++ | vs. Jacksonville | L | 65-67 |
| D.28 | ++ | vs. McNeese State | L | (ot) 92-96 |
| D.30 | | at Lamar | L | 61-79 |
| J.2 | * | at California | L | 60-62 |
| J.4 | * | at Stanford | W | 70-69 |
| J.9 | * | UCLA | W | 90-65 |
| J.11 | * | USC | W | 91-75 |
| J.16 | * | at Oregon | W | 61-56 |
| J.18 | * | at Oregon State | W | 73-72 |
| J.25 | * | Washington State | W | 72-63 |
| J.30 | * | Arizona State | W | 72-58 |
| F.1 | * | Arizona | L | 57-70 |
| F.6 | * | at UCLA | L | (ot) 89-94 |

| | | | | |
|------|---|------------------------|---|------------|
| F.8 | * | at USC | W | 70-64 |
| F.14 | * | Oregon State | W | 65-55 |
| F.16 | * | Oregon | W | 73-67 |
| F.22 | * | at Washington State | W | 79-70 |
| F.27 | * | at Arizona | L | 56-77 |
| M.1 | * | at Arizona State | W | 64-62 |
| M.6 | * | Stanford | W | 96-87 |
| M.8 | * | California | L | (ot) 72-78 |
| M.13 | & | vs. #18 Michigan State | L | 70-72 |

% Preseason NIT (Denver, Colo.); ++ First Bank Tulsa Classic (Tulsa, Okla.); & NCAA Playoffs (Dayton, Ohio)

1987

Coach: Andy Russo • **Record:** 20-15, 10-8

Captains: Phil Zevenbergen, Kevin Vidato

| | | | | |
|------|----|------------------------|---|------------|
| N.11 | + | Eikeli, Norway (exh) | | (ot) 76-73 |
| N.28 | % | vs. Utah State | L | 72-81 |
| N.29 | % | vs. Louisville | W | 69-54 |
| N.30 | % | at Alaska-Anchorage | L | 75-77 |
| D.2 | | Southeastern Louis. | W | 75-61 |
| D.4 | | at #6 Kansas | L | 68-82 |
| D.7 | | Grambling State | W | 97-63 |
| D.9 | | Portland | W | 74-47 |
| D.19 | | at Cal State-Fullerton | L | 55-75 |
| D.21 | * | #17 UCLA | W | 90-80 |
| D.23 | * | USC | W | 95-82 |
| D.27 | & | vs. Louisiana Tech. | L | 87-88 |
| D.28 | & | vs. Idaho | W | 72-53 |
| D.29 | & | vs. SW Louisiana | W | 84-74 |
| J.8 | * | at Stanford | L | 77-82 |
| J.10 | * | at California | W | 70-61 |
| J.15 | * | Arizona State | W | 81-72 |
| J.17 | * | Arizona | L | 72-73 |
| J.22 | * | at Oregon | L | 67-77 |
| J.24 | * | at Oregon State | L | 50-71 |
| J.29 | * | at UCLA | W | 95-87 |
| J.31 | * | at USC | W | 51-45 |
| F.5 | * | Washington State | W | 79-65 |
| F.8 | * | at Washington State | L | 80-96 |
| F.12 | * | California | L | 68-70 |
| F.14 | * | Stanford | W | 70-65 |
| F.19 | * | at Arizona State | L | 70-71 |
| F.21 | * | at Arizona | L | 70-81 |
| F.26 | * | Oregon | W | (ot) 81-74 |
| M.1 | * | Oregon State | W | 63-61 |
| M.6 | \$ | vs. Stanford | W | 86-71 |
| M.7 | \$ | vs. Oregon | W | 70-56 |
| M.8 | \$ | at #18 UCLA | L | 64-76 |

| | | | | |
|------|---|------------------|---|------------|
| M.11 | = | at Montana State | W | (ot) 98-90 |
| M.16 | = | Boise State | W | 73-68 |
| M.21 | = | at Nebraska | L | 76-81 |

+ Exhibition game (Tacoma, Wash.); % Great Alaska Shootout (Anchorage, Alaska); & Far West Classic (Portland, Ore.); \$ Pac-10 Tournament (Los Angeles, Calif.); = National Invitation Tourney

1988

Coach: Andy Russo • **Record:** 10-19, 5-13

Captain: Eldridge Recasner

| | | | | |
|------|----|-----------------------------------|---|-------------|
| N.16 | + | Sydney/Illawarra, Australia (exh) | | 85-88 |
| N.27 | | at Colorado | L | 61-75 |
| N.29 | | at #20 Memphis State | L | 57-86 |
| D.2 | | at Portland | W | 73-63 |
| D.5 | | New Mexico | W | 77-64 |
| D.7 | | Fresno State | W | 67-61 |
| D.18 | | DePaul | L | 73-89 |
| D.20 | * | Arizona | L | 71-110 |
| D.22 | * | Arizona State | L | 78-87 |
| D.28 | % | vs. NE Louisiana | L | 64-77 |
| D.29 | % | vs. Fairfield | W | 70-60 |
| J.4 | | #17 Kansas | L | 57-67 |
| J.9 | * | Washington State | L | 63-70 |
| J.14 | * | at Stanford | L | 70-86 |
| J.16 | * | at California | L | 75-77 |
| J.21 | * | Oregon State | W | 63-59 |
| J.24 | * | Oregon | W | 75-63 |
| J.30 | * | at UCLA | L | 71-78 |
| F.1 | * | at USC | L | 65-67 |
| F.6 | * | at Washington State | L | 52-61 |
| F.11 | * | California | L | (ot) 82-84 |
| F.13 | * | Stanford | W | (2ot) 84-82 |
| F.18 | * | at Oregon | L | 64-69 |
| F.20 | * | at Oregon State | L | 57-69 |
| F.25 | * | UCLA | L | 87-97 |
| F.28 | * | USC | W | 71-47 |
| M.3 | * | at Arizona State | W | 77-73 |
| M.5 | * | at #3 Arizona | L | 71-89 |
| M.10 | \$ | vs. Arizona State | W | 96-82 |
| M.11 | \$ | vs. Oregon State | L | 61-80 |

% Utah Classic (Salt Lake City, Utah); \$ Pac-10 Tournament (Tucson, Ariz.)

1989

Coach: Andy Russo • **Record:** 12-16, 8-10

Captains: Eldridge Recasner

| | | | | |
|------|---|----------------------------|---|------------|
| N.23 | + | Soviet National Team (exh) | | 92-102 |
| N.27 | | Colorado | W | 97-87 |
| N.30 | | Nevada-Reno | L | 90-92 |
| D.4 | | at Fresno State | L | 80-89 |
| D.6 | | DePaul | W | 79-75 |
| D.17 | | Memphis State | W | 89-88 |
| D.20 | * | at #9 Arizona | L | 61-116 |
| D.22 | * | at Arizona State | L | 90-120 |
| D.28 | % | vs. Wichita State | L | 72-92 |
| D.30 | % | vs. Pennsylvania | L | 69-70 |
| J.3 | | #1 Duke | L | 61-87 |
| J.7 | * | at Washington State | W | 69-63 |
| J.12 | * | Stanford | L | 69-71 |
| J.15 | * | California | W | 82-80 |
| J.19 | * | at Oregon State | L | 70-71 |
| J.21 | * | at Oregon | W | 71-70 |
| J.26 | * | USC | W | 84-75 |
| J.28 | * | UCLA | L | 74-93 |
| J.30 | | Pacific | W | 89-70 |
| F.2 | * | Washington State | W | 76-70 |
| F.5 | * | #4 Arizona | L | 68-85 |
| F.9 | * | at California | L | 70-84 |
| F.12 | * | at Stanford | L | (ot) 74-82 |
| F.16 | * | Oregon | W | 78-69 |
| F.18 | * | Oregon State | L | 66-106 |
| F.23 | * | at UCLA | L | 78-101 |
| F.25 | * | at USC | W | 74-68 |



1986 NCAA Tournament

Front row (left to right): David Wilson, Eldridge Recasner, Clay Damon, Troy Morrell, Greg Hill, Al Moscatel.

Back row: Asst. Coach Ken Smith, Head Coach Andy Russo, Shag Williams, J.D. Taylor, Phil Zevenbergen, Chris Welp, Paul Fortier, Steve Evenson, Kevin Vidato, Eric Nelson, Asst. Coach Jeff Price, Asst. Coach Joe Cravens, Manager Tom Long.

| | | | |
|---|-----------------|---|-------|
| M.2 | * Arizona State | W | 83-72 |
| M.9 | \$ vs. UCLA | L | 54-64 |
| %West Palm Beach Classic (Palm Beach, Fla.); \$ Pac-10 Tournament (Los Angeles, Calif.) | | | |

1990

Coach: Lynn Nance • **Record:** 11-17, 5-13

Captains: Eldridge Recasner

| | | | |
|-------------------------------------|-----------------------------|---|------------|
| N.8 | + Canberra, Australia (exh) | | 97-61 |
| N.25 | Pacific U. (Ore.) | W | 82-59 |
| N.30 | * #15 UCLA | L | 56-58 |
| D.2 | * USC | W | 65-60 |
| D.5 | Utah | L | 62-71 |
| D.9 | Hawai'i-Pacific | W | 80-50 |
| D.13 | Eastern Washington | W | 74-58 |
| D.20 | at Minnesota | L | 60-77 |
| D.23 | at #12 Duke | L | 64-74 |
| D.27 | Towson State | W | 73-68 |
| D.28 | Miami, Ohio | W | 80-64 |
| J.4 | * at #19 Arizona | L | 51-65 |
| J.6 | * at Arizona State | L | 48-63 |
| J.11 | * Stanford | W | 71-59 |
| J.13 | * California | L | 58-63 |
| J.15 | Miami, Fla. | W | 83-67 |
| J.18 | * at Oregon | L | 54-65 |
| J.20 | * at #18 Oregon State | L | 63-70 |
| J.27 | * Washington State | W | (ot) 80-79 |
| F.1 | * Arizona St. | L | 56-58 |
| F.3 | * #24 Arizona | L | 60-75 |
| F.8 | * at California | L | 64-86 |
| F.11 | * at Stanford | L | 48-59 |
| F.15 | * #16 Oregon State | W | 66-57 |
| F.17 | * Oregon | L | 53-58 |
| F.24 | * at Washington State | W | 59-56 |
| M.1 | * at USC | L | 65-73 |
| M.4 | * at UCLA | L | 61-74 |
| M.8 | \$ at Arizona State | L | 51-57 |
| \$ Pac-10 Tournament (Tempe, Ariz.) | | | |

1991

Coach: Lynn Nance • **Record:** 14-14, 5-13

Captains: Dion Brown

| | | | |
|------|-------------------------------|---|--------|
| N.19 | + Brandt-Hagen, Germany (exh) | | 93-79 |
| N.24 | Portland | W | 115-80 |
| N.27 | Montana | W | 78-62 |
| D.3 | BYU-Hawai'i | W | 67-52 |
| D.5 | Chaminade | W | 84-60 |
| D.8 | Idaho State | W | 98-77 |

| | | | |
|---|-------------------------|---|------------|
| D.11 | at Nevada | W | 61-60 |
| D.22 | Minnesota | W | 72-61 |
| D.28 | % vs. SW Missouri State | L | 61-68 |
| D.29 | % vs. Texas Tech | W | 59-57 |
| J.3 | * #4 Arizona | W | 70-56 |
| J.5 | * Arizona State | L | 60-68 |
| J.10 | * at Stanford | L | 55-87 |
| J.13 | * at California | L | 68-70 |
| J.17 | * Oregon | W | (ot) 88-86 |
| J.19 | * Oregon State | L | 60-70 |
| J.22 | Nevada | W | (ot) 61-60 |
| J.26 | * at Washington State | W | 50-48 |
| J.31 | * at Arizona State | L | 41-53 |
| F.2 | * at #6 Arizona | L | 56-85 |
| F.7 | * California | L | 46-67 |
| F.10 | * Stanford | L | 59-60 |
| F.14 | * at Oregon State | L | 63-80 |
| F.16 | * at Oregon | L | 64-67 |
| F.23 | * Washington State | L | 76-80 |
| F.28 | * USC | W | 82-65 |
| M.3 | * #16 UCLA | W | 86-68 |
| M.7 | * at USC | L | 51-75 |
| M.10 | * at #17 UCLA | L | 60-73 |
| % Sun Carnival Classic (El Paso, Texas) | | | |

1992

Coach: Lynn Nance • **Record:** 12-17, 5-13

Captains: Rich Manning, Andy Woods

| | | | |
|------|---------------------------------|---|------------|
| N.6 | + Icelandic National Team (exh) | | 90-66 |
| N.20 | % at Texas | L | 83-104 |
| D.3 | Chico State | W | 94-47 |
| D.6 | ++ vs. South Carolina State | W | 61-47 |
| D.7 | ++ at Illinois | L | 55-76 |
| D.10 | Alaska-Fairbanks | W | 89-58 |
| D.20 | at Montana | L | 55-60 |
| D.23 | Jacksonville | W | 63-53 |
| D.30 | UC-San Diego | W | 77-53 |
| J.3 | Texas-El Paso | L | 50-55 |
| J.7 | Hawai'i-Pacific | W | 81-72 |
| J.11 | * Washington State | W | (ot) 78-73 |
| J.16 | * #7 Arizona | W | 62-60 |
| J.19 | * Arizona State | L | 62-68 |
| J.23 | * at Oregon State | L | 58-82 |
| J.25 | * at Oregon | W | 72-71 |
| J.30 | * California | L | 58-76 |
| F.2 | * Stanford | L | 58-64 |
| F.6 | * at #4 UCLA | L | 61-74 |
| F.8 | * at #16 USC | L | 56-59 |

| | | | |
|------|-----------------------|---|-------|
| F.10 | Cal State Northridge | W | 61-57 |
| F.13 | * at Arizona State | L | 47-55 |
| F.15 | * at #7 Arizona | L | 51-85 |
| F.20 | * Oregon | W | 71-55 |
| F.23 | * Oregon State | L | 67-77 |
| F.27 | * at Stanford | L | 66-78 |
| F.29 | * at California | W | 76-74 |
| M.5 | * #8 USC | L | 63-75 |
| M.8 | * #9 UCLA | L | 79-80 |
| M.14 | * at Washington State | L | 57-75 |

++ Illini Classic (Champaign, Ill.); % Preseason NIT Tournament (Austin, Texas)

1993

Coach: Lynn Nance • **Record:** 13-14, 7-11

Captains: Rich Manning

| | | | |
|------|-----------------------------|---|--------|
| N.19 | + Canberra, Australia (exh) | | 93-47 |
| D.1 | Chico State | W | 130-67 |
| D.4 | % Boise State | W | 73-63 |
| D.5 | % Rice | L | 60-68 |
| D.8 | Fresno State | L | 75-77 |
| D.19 | at Jacksonville | W | 78-65 |
| D.21 | at Texas-El Paso | L | 68-73 |
| D.23 | BYU-Hawai'i | W | 76-48 |
| D.28 | Dartmouth | W | 72-64 |
| J.4 | Idaho State | W | 81-69 |
| J.9 | * at Washington State | W | 59-56 |
| J.14 | * at #12 Arizona | L | 76-93 |
| J.16 | * at Arizona State | L | 85-94 |
| J.21 | * Oregon State | L | 70-73 |
| J.23 | * Oregon | W | 70-53 |
| J.28 | * at California | L | 65-79 |
| J.30 | * at Stanford | W | 68-67 |
| F.4 | * UCLA | W | 81-67 |
| F.6 | * USC | W | 46-41 |
| F.11 | * Arizona State | L | 74-79 |
| F.13 | * #5 Arizona | L | 72-81 |
| F.18 | * at Oregon | L | 70-85 |
| F.20 | * at Oregon State | W | 61-51 |
| F.25 | * Stanford | W | 56-51 |
| F.27 | * California | L | 75-76 |
| M.4 | * at USC | L | 55-56 |
| M.6 | * at UCLA | L | 64-93 |
| M.13 | * Washington State | L | 59-72 |

%US WEST Tournament (Seattle, Wash.)

1994

Coach: Bob Bender • **Record:** 5-22, 3-15

Captains: Amir Rashaad, Jason Tyrus

| | | | |
|------|-----------------------------|---|------------|
| N.18 | + Son's Blue Angels (exh) | | 91-88 |
| N.26 | + Ilawarra, Australia (exh) | | 80-50 |
| N.29 | Montana | L | (ot) 73-80 |
| D.3 | at #23 Cincinnati | L | 72-88 |
| D.7 | at Fresno State | L | 65-67 |
| D.18 | Idaho | L | 55-71 |
| D.21 | at Portland | L | 64-70 |
| D.23 | at Idaho State | W | 61-60 |
| D.28 | % Pennsylvania | L | 68-71 |
| D.29 | % Pacific | W | 57-45 |
| J.2 | at Missouri | L | 71-85 |
| J.6 | * at Stanford | L | 65-67 |
| J.8 | * at #24 California | L | 64-79 |
| J.13 | * USC | L | 46-53 |
| J.15 | * #5 UCLA | L | 62-82 |
| J.20 | * at Oregon State | L | 71-75 |
| J.22 | * at Oregon | L | 60-61 |
| J.29 | * Washington State | L | 46-67 |
| F.3 | * Arizona State | L | 53-59 |
| F.5 | * #12 Arizona | W | 74-69 |
| F.10 | * at #9 UCLA | L | 76-79 |
| F.12 | * at USC | W | 50-49 |
| F.17 | * Oregon | L | 71-86 |
| F.19 | * Oregon State | W | (ot) 62-49 |

ALL-TIME RESULTS



1998 NCAA Tournament (Sweet 16)

Front row (left to right): Manager Alen Rosen, Trainer Craig Moriwaki, Asst. Coach Byron Boudreaux, Head Coach Bob Bender, Asst. Coach Eric Hughes, Asst. Coach Jason Hamilton, Manager David Schwartz. **Back row:** Dan Dickau, Andrew Moritz, Michael Johnson, Deon Luton, Chris Walcott, Todd MacCulloch, Patrick Femerling, Greg Clark, Thalo Green, Donald Watts, Chris Thompson, Jan Wooten

| | | | |
|------|-----------------------|---|-------|
| F.26 | * at Washington State | L | 51-75 |
| M.3 | * at #8 Arizona | L | 62-95 |
| M.5 | * at Arizona State | L | 55-73 |
| M.10 | * #16 California | L | 56-62 |
| M.12 | * Stanford | L | 61-76 |

% US WEST Tournament (Seattle, Wash.)

1995

Coach: Bob Bender • **Record:** 10-17, 6-12

Captains: Scott Didrickson

| | | | |
|------|-------------------------------|-------------|------------|
| N.16 | + New Zealand Nationals (exh) | | 68-60 |
| N.20 | + High Five America (exh) | | 59-83 |
| N.25 | Eastern Washington | W | 64-48 |
| N.28 | at Montana | L | 56-67 |
| D.17 | at Kansas State | L | (ot) 62-63 |
| D.20 | at Loyola-Marymount | L | 61-80 |
| D.22 | @ Old Dominion | W | 71-61 |
| D.29 | % Idaho | W | 64-44 |
| D.30 | % Michigan | W | 65-61 |
| J.2 | Missouri | L | 61-71 |
| J.5 | * #23 Stanford | L | 51-65 |
| J.7 | * #17 California | (forfeit W) | 76-84 |
| J.12 | * at #6 UCLA | L | 57-75 |
| J.14 | * at USC | L | 65-79 |
| J.19 | * Oregon State | W | 75-57 |
| J.21 | * #17 Oregon | L | 83-92 |
| J.28 | * at Washington State | L | 73-74 |
| F.2 | * at #16 Arizona State | L | (ot) 73-78 |
| F.4 | * at #12 Arizona | L | 65-91 |
| F.9 | * #6 UCLA | L | 66-74 |
| F.11 | * USC | W | 83-73 |
| F.16 | * at #19 Oregon | L | 63-88 |
| F.18 | * at Oregon State | W | 65-63 |
| F.22 | at Colorado | L | 64-67 |
| F.25 | * Washington State | W | 78-72 |
| M.2 | * #15 Arizona State | L | 71-72 |
| M.4 | * #12 Arizona | L | 54-63 |
| M.9 | * at California | W | (ot) 74-73 |
| M.11 | * at Stanford | L | 65-74 |

@ The Kingdom (Seattle, Wash.); % US WEST Tournament (Seattle, Wash.)

1996

Coach: Bob Bender • **Record:** 16-12, 9-9

Captains: Mike Amos, Jamie Booker, Bryant Boston,

| | | | |
|------|-------------------------------|---|------------|
| N.16 | + Brewster Picking (exh) | | 73-79 |
| N.20 | + Townsville, Australia (exh) | | 67-57 |
| N.28 | at Eastern Washington | W | 74-55 |
| D.4 | Jackson State | W | 92-76 |
| D.6 | at Idaho | L | 61-64 |
| D.9 | Kansas State | W | 74-60 |
| D.16 | at #18 Michigan | L | 59-60 |
| D.22 | Portland | W | 71-59 |
| D.29 | % Lehigh | W | 82-66 |
| D.30 | % Gonzaga | W | 62-58 |
| J.2 | Colorado | W | 76-68 |
| J.4 | * USC | W | 94-72 |
| J.6 | * UCLA | L | 70-78 |
| J.11 | * at Oregon State | L | 55-63 |
| J.13 | * at Oregon | W | 72-69 |
| J.21 | * Washington State | W | 85-71 |
| J.25 | * Stanford | W | 74-71 |
| J.27 | * #25 California | W | 71-69 |
| F.1 | * at #14 Arizona | W | (ot) 80-79 |
| F.3 | * at Arizona State | L | 79-88 |
| F.8 | * Oregon | L | 52-55 |
| F.10 | * Oregon State | W | 50-40 |
| F.17 | * at Washington State | L | 66-76 |
| F.22 | * at California | L | 56-67 |
| F.24 | * at Stanford | L | 56-71 |
| F.29 | * Arizona State | W | 75-64 |
| M.3 | * #11 Arizona | L | 67-65 |
| M.7 | * at UCLA | L | (ot) 88-91 |
| M.9 | * at USC | W | 71-68 |
| M.13 | = at Michigan State | L | 50-64 |

= National Invitation Tournament; % US WEST Tournament (Seattle, Wash.)

1997

Coach: Bob Bender • **Record:** 17-11, 10-8

Captains: Jamie Booker

| | | | |
|------|---------------------------|---|-------|
| N.14 | + Brewster Picking (exh) | | 94-78 |
| N.20 | + Silute, Lithuania (exh) | | 87-70 |
| N.26 | Brigham Young | W | 95-44 |
| N.30 | Portland State | W | 83-70 |
| D.3 | Idaho | W | 68-52 |
| D.5 | at Old Dominion | L | 57-67 |
| D.7 | at James Madison | W | 73-68 |
| D.21 | at Portland | W | 80-77 |

| | | | |
|------|-----------------------|---|--------|
| D.23 | Loyola Marymount | W | 85-60 |
| D.29 | Eastern Washington | W | 81-54 |
| J.2 | * at USC | L | 58-77 |
| J.4 | * at UCLA | L | 70-79 |
| J.9 | * Oregon State | W | 77-72 |
| J.11 | * #17 Oregon | W | 78-77 |
| J.18 | * at Washington State | W | 74-72 |
| J.23 | * at #17 Stanford | L | 67-78 |
| J.25 | * at California | L | 52-80 |
| J.30 | * Arizona State | W | 72-61 |
| F.2 | * #10 Arizona | W | 92-88 |
| F.6 | * at Oregon | L | 59-69 |
| F.8 | * at Oregon State | W | 87-78 |
| F.10 | #8 Cincinnati | L | 69-82 |
| F.15 | * Washington State | W | 91-70 |
| F.20 | * #25 California | L | 67-78 |
| F.22 | * #20 Stanford | W | 75-61 |
| F.27 | * at Arizona State | W | 72-69 |
| M.2 | * at #15 Arizona | L | 82-103 |
| M.6 | * #9 UCLA | L | 85-87 |
| M.8 | * USC | W | 94-84 |
| M.12 | = at Nebraska | L | 63-67 |

= National Invitation Tournament

1998

Coach: Bob Bender • **Record:** 20-10, 11-7

Captain: Chris Thompson

| | | | |
|------|---------------------------|---|------------|
| N.11 | + Brewster Picking (exh) | | 88-87 |
| N.18 | + Russian Nationals (exh) | | 107-60 |
| N.23 | Saint Mary's | W | (ot) 68-65 |
| N.25 | Boise State | W | 78-68 |
| N.29 | James Madison | W | 70-61 |
| D.3 | at Portland | W | 70-68 |
| D.6 | at Oklahoma State | L | 66-81 |
| D.9 | at Brigham Young | W | 83-68 |
| D.20 | Old Dominion | W | 86-68 |
| D.22 | at South Alabama | L | 52-69 |
| D.30 | Gonzaga | W | 88-82 |
| J.5 | * Washington State | W | 82-76 |
| J.8 | * Arizona State | W | 92-70 |
| J.10 | * #5 Arizona | L | 91-110 |
| J.15 | * at Oregon | W | 81-71 |
| J.17 | * at Oregon State | W | 70-55 |
| J.22 | * California | W | (ot) 86-84 |
| J.24 | * #5 Stanford | L | 72-74 |
| J.29 | * at USC | W | 101-86 |
| J.31 | * at #8 UCLA | L | 94-105 |
| F.5 | * at #4 Arizona | L | 81-112 |
| F.7 | * at Arizona State | L | 85-94 |
| F.12 | * Oregon State | W | 84-74 |
| F.14 | * Oregon | W | 62-61 |
| F.19 | * at #10 Stanford | L | 70-93 |
| F.21 | * at California | L | 67-84 |
| F.26 | * USC | W | 91-66 |
| M.1 | * #18 UCLA | W | 95-94 |
| M.7 | * at Washington State | W | 70-51 |
| M.12 | & vs. #23 Xavier | W | 69-68 |
| M.14 | & vs. Richmond | W | 81-66 |
| M.19 | && vs. #6 Connecticut | L | 74-75 |

& NCAA Sub-Regional (Washington, D.C.); && NCAA East Regional (Greensboro, N.C.)

1999

Coach: Bob Bender • **Record:** 17-12, 10-8

Captains: Todd MacCulloch

| | | | |
|------|--------------------------------------|---|-------|
| N.10 | + Brewster Picking (exh) | | 79-72 |
| N.14 | + Frankston Bayside, Australia (exh) | | 85-63 |
| N.16 | UNC Wilmington (14) | W | 70-63 |
| N.27 | % at Hawai'i-Hilo (16) | W | 81-47 |
| N.28 | % vs. Saint Louis (16) | W | 69-60 |
| N.29 | % vs. Georgia Tech (16) | W | 76-60 |
| D.1 | @ vs. #1 Connecticut (15) | L | 48-69 |
| D.5 | at Boise State (15) | L | 61-69 |

| | | | |
|------|-----------------------|--------|-------|
| D.8 | at Gonzaga (22) | L | 71-82 |
| D.19 | New Mexico State | W | 73-53 |
| D.24 | #11 New Mexico | W | 70-61 |
| D.30 | Portland | W | 81-72 |
| J.3 | * at Washington State | L | 71-72 |
| J.7 | * at Arizona State | L | 72-96 |
| J.9 | * at #8 Arizona | L | 86-88 |
| J.14 | * Oregon State | W | 70-50 |
| J.16 | * Oregon | W (ot) | 86-76 |
| J.21 | * at California | W | 87-73 |
| J.23 | * at #3 Stanford | L | 60-67 |
| J.28 | * USC | W | 85-83 |
| J.31 | * #11 UCLA | W | 93-83 |
| F.4 | * #10 Arizona | W | 90-84 |
| F.6 | * Arizona State | W | 93-85 |
| F.11 | * at Oregon State | W | 82-69 |
| F.13 | * at Oregon | L | 81-94 |
| F.18 | * #7 Stanford | L | 57-89 |
| F.20 | * California | W | 86-61 |
| F.25 | * at USC | L | 57-70 |
| F.27 | * at #15 UCLA | L | 62-79 |
| M.6 | * Washington State | W | 76-59 |
| M.12 | & vs. Miami (Ohio) | L | 58-59 |

%Big Island Invitational (Hilo, Hawaii); @ Great Eight (Chicago); & NCAA (New Orleans, La.)

2000

Coach: Bob Bender • **Record:** 10-20, 5-13

Captains: Thaslo Green, Michael Johnson, Deon Luton, Chris Walcott

| | | | |
|------|----------------------------------|--------|-------|
| N.11 | + California All-Stars (exh) | | 87-94 |
| N.14 | + Mount Gambier, Australia (exh) | | 96-82 |
| N.22 | at Saint Mary's | W | 73-60 |
| N.24 | % at Alaska-Anchorage | W | 86-70 |
| N.26 | % vs. Georgia Tech | L | 65-82 |
| N.27 | % vs. Xavier | L | 65-81 |
| D.2 | at UNC Wilmington | L | 59-68 |
| D.4 | at Old Dominion | W | 78-70 |
| D.13 | #22 Gonzaga | L | 66-76 |
| D.17 | Wichita State | W | 61-47 |
| D.21 | #13 Oklahoma State | L | 72-84 |
| D.23 | Boise State | W | 72-57 |
| D.30 | at New Mexico State | L (ot) | 75-79 |
| J.2 | at New Mexico | L | 52-78 |
| J.6 | * #24 UCLA | W | 63-62 |
| J.8 | * USC | L (ot) | 79-81 |
| J.13 | * at Arizona State | L | 80-90 |
| J.15 | * at #2 Arizona | L | 62-69 |
| J.20 | * Oregon | L (ot) | 72-74 |
| J.23 | * Oregon State | L | 57-74 |
| J.27 | * at #2 Stanford | L | 62-92 |
| J.29 | * at California | W | 54-52 |
| F.5 | * at Washington State | W (ot) | 74-68 |
| F.10 | * #7 Arizona | L | 56-65 |
| F.12 | * Arizona State | L | 67-81 |
| F.17 | * at Oregon State | L | 47-71 |
| F.19 | * at Oregon | W | 67-58 |
| F.24 | * California | L | 64-75 |
| F.26 | * #1 Stanford | L | 52-77 |
| M.4 | * Washington State | W | 64-60 |
| M.9 | * at USC | L | 71-90 |
| M.11 | * at UCLA | L | 64-90 |

% Great Alaska Shootout (Anchorage, Alaska)

2001

Coach: Bob Bender • **Record:** 10-20, 4-14

Captains: Bryan Brown, Greg Clark, Thalo Green, Michael Johnson

| | | | |
|------|----------------------------|---|------------|
| N.10 | + at Seattle Pacific (exh) | | (ot) 83-81 |
| N.14 | + Brewster Packer (exh) | | 84-80 |
| N.21 | Texas El-Paso | L | 61-73 |
| N.25 | New Mexico State | W | 81-77 |
| N.28 | Portland State | W | 94-63 |



1999 NCAA Tournament

Front row (left to right): Manager Joe Simpson, Trainer Craig Moriwaki, Asst. Coach Jason Hamilton, Asst. Coach Eric Hughes, Head Coach Bob Bender, Asst. Coach Byron Boudreaux, Student Coach Chris Thompson, Manager Alan Rosen, Manager Daivid Schwartz. **Back row:** Andrew Moritz, Bryan Brown, Michael Johnson, Deon Luton, Grant Leep, Marlon Shelton, Brian Kovacevich, Todd MacCulloch, Chris Walcott, Greg Clark, Thalo Green, Donald Watts, Michael Westphal, Senque Carey, Dan Dickau

| | | | |
|------|------------------------------|--------|-------|
| N.30 | at Wichita State | W | 69-66 |
| D.2 | at Gonzaga | L | 74-86 |
| D.5 | Saint Louis | L | 61-69 |
| D.16 | at Florida International | W | 63-61 |
| D.20 | % at American U.-Puerto Rico | W | 67-47 |
| D.21 | % vs. #17 Alabama | L | 60-69 |
| D.22 | % vs. Clemson | W | 77-76 |
| D.28 | UC-Irvine | L | 55-56 |
| D.30 | San Diego | L | 54-72 |
| J.4 | * at UCLA | L | 64-86 |
| J.6 | * at #20 USC | L | 61-87 |
| J.11 | * Arizona State | W (ot) | 70-68 |
| J.13 | * #21 Arizona | L | 64-89 |
| J.18 | * at Oregon | W (ot) | 72-71 |
| J.20 | * at Oregon State | L | 56-63 |
| J.25 | * #1 Stanford | L | 63-94 |
| J.27 | * California | L | 64-79 |
| F.3 | * Washington State | W | 78-72 |
| F.8 | * at #11 Arizona | L | 62-82 |
| F.10 | * at Arizona State | L | 57-89 |
| F.15 | * Oregon State | L | 69-83 |
| F.17 | * Oregon | L | 73-85 |
| F.22 | * at California | L | 66-82 |
| F.24 | * at #1 Stanford | L | 79-99 |
| M.3 | * at Washington State | L | 61-79 |
| M.8 | * USC | L | 56-85 |
| M.10 | * #13 UCLA | W | 96-94 |

% Puerto Rico Holiday Classic (San Juan, P.R.)

2002

Coach: Bob Bender • **Record:** 11-18, 5-13

Captain: Grant Leep

| | | | |
|------|-----------------------------|---|-------|
| N.2 | + Brisbane, Australia (exh) | | 87-43 |
| N.8 | + Western Washington (exh) | | 81-76 |
| N.15 | + at Alaska Fairbanks | W | 82-70 |
| N.17 | % vs. Bowling Green | W | 81-74 |
| N.18 | % vs. Butler | L | 64-67 |
| N.24 | Santa Clara | W | 69-49 |
| N.28 | UNLV | W | 77-64 |
| D.1 | at San Diego | W | 98-94 |
| D.6 | at Texas-El Paso | L | 62-74 |
| D.8 | at New Mexico State | W | 75-74 |
| D.11 | #25 Gonzaga | L | 47-67 |
| D.20 | * #19 UCLA | L | 79-85 |
| D.27 | * USC | L | 64-87 |
| D.29 | at Saint Louis | L | 70-71 |
| J.4 | * at #14 UCLA | L | 62-74 |
| J.6 | * at USC | L | 74-94 |

| | | | |
|------|-----------------------|---|--------|
| J.10 | * Arizona State | W | 81-68 |
| J.12 | * #20 Arizona | L | 69-74 |
| J.17 | * at California | L | 50-62 |
| J.19 | * at #19 Stanford | L | 60-105 |
| J.24 | * #19 Oregon | W | 97-92 |
| J.26 | * Oregon State | L | 53-68 |
| J.31 | * at Washington State | L | 79-81 |
| F.7 | * at #11 Arizona | L | 82-91 |
| F.9 | * at Arizona State | L | 74-86 |
| F.14 | * #12 Stanford | L | 65-91 |
| F.16 | * California | W | 75-60 |
| F.21 | * at Oregon State | W | 68-63 |
| F.23 | * at #15 Oregon | L | 84-90 |
| F.27 | * Washington State | W | 82-75 |
| M.7 | \$ vs. #9 Oregon | L | 64-86 |

% Top of the World Classic (Fairbanks, Alaska); \$ Pac-10 Tournament (Los Angeles, Calif.)

2003

Coach: Lorenzo Romar • **Record:** 10-17, 5-13

Captain: Marlon Shelton

| | | | |
|------|----------------------------|--------|-------|
| N.12 | + Central Washington (exh) | | 68-60 |
| N.18 | + Athletes in Action (exh) | | 59-76 |
| N.24 | Montana State | L | 53-56 |
| N.30 | at UNLV | L | 61-82 |
| D.2 | at Gonzaga | L (ot) | 89-95 |
| D.5 | Wyoming | W | 79-70 |
| D.7 | at Santa Clara | W | 72-55 |
| D.14 | Eastern Washington | L | 58-62 |
| D.21 | Florida International | W | 83-48 |
| D.23 | Houston | W | 85-61 |
| D.28 | Cal State Northridge | W | 89-80 |
| J.2 | * UCLA | L | 67-77 |
| J.4 | * USC | W | 76-72 |
| J.9 | * at Arizona State | L | 57-89 |
| J.11 | * at #2 Arizona | L | 61-79 |
| J.16 | * California | L | 66-73 |
| J.18 | * Stanford | W | 73-68 |
| J.23 | * at #23 Oregon | L | 66-91 |
| J.25 | * at Oregon State | L | 62-82 |
| J.31 | * Washington State | W | 81-67 |
| F.6 | * #2 Arizona | L (ot) | 85-88 |
| F.8 | * Arizona State | L (ot) | 77-79 |
| F.13 | * at #24 Stanford | L | 69-78 |
| F.15 | * at #22 California | L | 53-58 |
| F.20 | * Oregon State | L | 72-80 |
| F.22 | * Oregon | W | 78-66 |
| M.1 | * at Washington State | L | 76-98 |



2006 NCAA Tournament (Sweet 16)

Front row (left to right): Manager Brandon Miller, Trainer Pat Jenkins, Asst. Coach Paul Fortier, Asst. Coach Jim Shaw, Head Coach Lorenzo Romar, Asst. Coach Cameron Dollar, Basketball Operations Director Lance LaVetter, Manager Darren Talley. **Middle row:** Justin Dentmon, Ryan Appleby, Zane Potter, Mike Jensen, Zach Johnson, Joe Wolfinger, Hans Gasser, Artem Wallace, Jon Brockman, Harvey Perry. **Back row:** Brandon Burmeister, Joel Smith, Brandon Roy, Jamall Williams, Bobby Jones

KEY: & NCAA Tournament; + Exhibition; = National Invitation Tournament; ^ Pacific Coast Conference Playoff; \$ Pac-10 Tournament; % In-Season Tournament; * Conference; @ Neutral Site; # Opponent's Associated Press ranking at the time of the game is listed; () Washington's Associated Press ranking at the time of the game is listed after name of opponent; (1912-15: Northwest Intercollegiate Conference • 1916-22: Pacific Coast Conference • 1923-55, 1956-59: Pacific Coast Conference/Northern Division • 1960-68: Athletic Association of Western Universities • 1969-78: Pacific-8 Conference; 1979-Present: Pacific-10 Conference)

All opponents are listed by current name—i.e., formerly Elensburg Normal, now Central Washington; formerly Texas Western, now UTEP; etc. Beginning with the 1952-53 season, the NCAA has allowed only games between four-year colleges to be recognized in team and individual statistics. All other games are considered exhibitions, and are so indicated. Prior to 1952-53, competition against four-year colleges and athletic club, all-star, military, high school, YMCA and AAU teams, was recognized by the NCAA.

2009

Coach: Lorenzo Romar • **Record:** 26-9, 14-4

Captains: Jon Brockman, Justin Dentmon, Quincy Pondexter

| | | | |
|------|-------------------------------|---|-----------|
| N.6 | + Western Washington (exh) | | 105-85 |
| N.15 | at Portland | L | 74-80 |
| N.18 | % Cleveland State | W | 78-63 |
| N.20 | % Florida International | W | 74-51 |
| N.24 | ~ vs. #22 Kansas | L | 54-73 |
| N.25 | ~ vs. #17 Florida | L | 84-86 |
| N.29 | Pacific | W | 72-54 |
| D.4 | ^ Oklahoma State | W | 83-65 |
| D.6 | Texas Southern | W | 88-52 |
| D.14 | Portland State | W | 84-83 |
| D.20 | Eastern Washington | W | 83-50 |
| D.28 | Montana | W | 75-53 |
| D.30 | Morgan State | W | 81-67 |
| J.3 | * at Washington State | W | 68-48 |
| J.8 | * Stanford | W | 84-83 |
| J.10 | * California | L | 3ot 85-88 |
| J.15 | * at Oregon | W | 84-67 |
| J.17 | * at Oregon State | W | 85-59 |
| J.22 | * USC | W | 78-73 |
| J.24 | * #13 UCLA | W | 86-75 |
| J.29 | * at Arizona (23) | L | 97-106 |
| J.31 | * at #14 Arizona State (23) | W | 84-71 |
| F.5 | * at California (22) | L | 71-86 |
| F.8 | * at Stanford (22) | W | 75-68 |
| F.12 | * Oregon State | W | 79-60 |
| F.14 | * Oregon | W | 103-84 |
| F.19 | * at #20 UCLA (22) | L | 76-85 |
| F.21 | * at USC (22) | W | 60-51 |
| F.26 | * #14 Arizona State (21) | W | ot 73-70 |
| F.28 | * Arizona (21) | W | 83-78 |
| M.3 | Seattle University (16) | W | 87-60 |
| M.7 | * Washington State (16) | W | 67-60 |
| M.12 | \$ vs. Stanford (13) | W | 85-73 |
| M.13 | \$ vs. #21 Arizona State (13) | L | 65-75 |
| M.19 | & vs. Mississippi State (13) | W | 85-73 |
| M.21 | & vs. #17 Purdue (13) | L | 74-76 |

% O'Reilly Auto Parts CBE Classic (Seattle, Wash.); ~ O'Reilly Auto Parts CBE Classic (Kansas City, Mo.); ^ Pac-10/Big-12 Hardwood Classic; % Pac-10 Tournament (Los Angeles, Calif.); & NCAA Tournament (Portland, Ore.)

2010

Coach: Lorenzo Romar • **Record:** 26-10, 11-7

Captain: Quincy Pondexter

| | | | |
|-------|----------------------------|----------|------------|
| N. 4 | Central Washington (14) | W (exh.) | 77-48 |
| N. 13 | ~ Wright State (14) | W | 74-69 |
| N. 14 | ~ Belmont (14) | W | 96-78 |
| N. 15 | ~ Portland State (14) | W | 111-55 |
| N. 20 | San Jose State (14) | W | 80-70 |
| N. 29 | Montana (14) | W | 63-59 |
| D. 3 | ^ at Texas Tech (12) | L | 92-99 (ot) |
| D. 6 | Cal State Northridge (12) | W | 88-76 |
| D. 12 | % vs. #15 Georgetown^ (17) | L | 66-74 |
| D. 19 | Portland (24) | W | 89-54 |
| D. 22 | ^ #19 Texas A&M (23) | W | 73-64 |
| D. 27 | San Francisco (23) | W | 86-71 |
| D. 31 | * Oregon State (17) | W | 76-70 |
| J. 2 | * Oregon (17) | L | 79-90 |
| J. 8 | * at Arizona State (24) | L | 51-68 |
| J.10 | * at Arizona (24) | L | 70-87 |
| J. 14 | * Stanford | W | 94-61 |
| J. 16 | * California | W | 84-69 |
| J. 21 | * at UCLA | L | 61-62 |
| J. 23 | * at USC | L | 61-87 |
| J. 26 | Seattle University | W | 123-76 |
| J. 30 | * Washington State | W | 92-64 |
| F. 4 | * Arizona | W | 81-75 |
| F. 6 | * Arizona State | W | 79-56 |
| F. 11 | * at California | L | 81-93 |
| F. 13 | * at Stanford | W | 78-61 |
| F. 18 | * USC | L | 64-67 |
| F. 20 | * UCLA | W | 97-68 |
| F. 27 | * at Washington State | W | 59-52 |
| M. 4 | * at Oregon | W | 86-72 |
| M. 6 | * at Oregon State | W | 82-70 |
| M. 11 | \$ vs. Oregon State | W | 59-52 |
| M. 12 | \$ vs. Stanford | W | 79-64 |
| M. 13 | \$ vs. California | W | 79-75 |
| M. 18 | & vs. Marquette | W | 80-78 |
| M. 20 | & vs. #8 New Mexico | W | 82-64 |
| M. 25 | & vs. #6 West Virginia | L | 56-69 |

~ Athletes-In-Action Classic (Seattle, Wash.); ^ Pac-10/Big-12 Hardwood Classic; % John Wooden Classic (Los Angeles, Calif.); \$ Pac-10 Tournament (Los Angeles, Calif.); & NCAA Tournament (Portland, Ore.)

Key

ND:
Pacific Coast Conference Northern
Division Playoffs

Pac-10:
Pac-10 Tournament

NCAA:
NCAA Tournament

NIT:
National Invitation Tournament

PCC:
Pacific Coast Conference Playoffs

Air Force (2-0)

H: 2-0, A: 0-0, N: 0-0

1962 W 60-50 (H)
2006 W 85-74 (H)

Alabama (1-1)

H: 0-0, A: 0-0, N: 1-1

2001 L 60-69 (N)
2005 W 79-76 (N)

Alaska-Anchorage (2-1)

H: 0-0, A: 2-1, N: 0-0

1983 W 62-50 (A)
1987 L 75-77 (A)
2000 W 86-70 (A)

Alaska-Fairbanks (4-0)

H: 1-0, A: 3-0, N: 0-0

1971 W 90-62 (A)
W 85-73 (A)
1992 W 89-58 (H)
2002 W 82-70 (A)

Alaska-Fairbanks (4-0)

H: 1-0, A: 3-0, N: 0-0

1971 W 90-62 (A)
W 85-73 (A)
1992 W 89-58 (H)
2002 W 82-70 (A)

American University (1-0)

H: 1-0, A: 0-0, N: 0-0

2006 W 99-82 (H)

Arizona (24-43)

H: 16-16, A: 6-26, N: 2-1

1965 L 63-77 (N)
1979 W 75-66 (H)
L 68-71 (A)
1980 L 65-67 (A)
W 76-72 (H)
1981 L 77-84 (H)
L 66-68 ot (A)
1982 W 60-57 ot (A)
W 86-62 (H)
1983 W 74-61 (H)
W 80-72 (A)
1984 W 55-53 (A)
W 56-51 (H)
1985 L 56-69 (A)
W 60-58 (H)
1986 L 57-70 (H)
L 56-77 (A)
1987 L 72-73 (H)
L 70-81 (A)
1988 L 71-110 (H)
L 71-89 (A)
1989 L 61-116 (A)
L 68-85 (H)
1990 L 51-65 (A)
L 60-75 (H)
1991 W 70-56 (H)
L 56-85 (A)
1992 W 62-60 (H)
L 51-85 (A)
1993 L 76-93 (A)
L 72-81 (H)
1994 W 74-69 (H)
L 62-95 (A)
1995 L 65-91 (A)
L 54-63 (H)
1996 W 80-79 ot (A)
L 65-67 (H)
1997 W 92-88 (H)
L 82-103 (A)
1998 L 91-110 (H)
L 81-112 (A)

1999 L 86-88 (A)
W 90-84 (H)
2000 L 62-69 (A)
L 56-65 (H)
2001 L 64-89 (H)
L 62-82 (A)
2002 L 69-74 (H)
L 82-91 (A)
2003 L 61-79 (A)
L 85-88 ot (H)
2004 W 96-83 (H)
W 89-84 (A)
W 90-85 (N)
2005 L 82-91 (A)
W 93-85 (H)
W 81-72 (N)
2006 L 95-96 2ot (H)
W 70-67 (A)
2007 L 87-96 (H)
L 54-84 (A)
2008 L 69-84 (A)
W 75-66 (H)
2009 L 97-106 (A)
W 83-78 (H)
2010 L 70-87 (A)
W 81-75 (H)

Arizona State (34-36)

H: 19-14, A: 12-21, N: 3-1

1978 W 69-62 (H)
1979 L 65-70 (H)
L 59-77 (A)
1980 L 56-69 (A)
L 61-75 (H)
1981 L 62-90 (H)
L 76-78 (A)
1982 W 47-46 (A)
W 59-55 (H)
1983 L 68-72 (H)
L 54-70 (A)
1984 W 57-53 (A)
W 70-61 (H)
1985 W 72-65 (A)
W 81-63 (H)
1986 W 72-58 (H)
W 64-62 (A)
1987 W 81-72 (H)
L 70-71 (A)
1988 L 78-87 (H)
W 77-73 (A)
W 96-82 (N)Pac-10
1989 L 90-120 (A)
W 83-72 (H)
1990 L 48-63 (A)
L 56-58 (H)
L 51-57 (A)Pac-10
1991 L 60-68 (H)
L 41-53 (A)
1992 L 62-68 (H)
L 47-55 (A)
1993 L 85-94 (A)
L 74-79 (H)
1994 L 53-59 (H)
L 55-73 (A)
1995 L 73-78 ot (A)
L 71-72 (H)
1996 L 79-88 (A)
W 75-64 (H)

1997 W 72-61 (H)
W 72-69 (A)
1998 W 92-70 (H)
L 85-94 (A)
1999 L 72-96 (A)
W 93-85 (H)
2000 L 80-90 (A)
L 67-81 (H)
2001 W 70-68 ot (H)
L 57-89 (A)
2002 W 81-68 (H)
L 74-86 (A)
2003 L 57-89 (A)
L 77-79 ot (H)
2004 W 90-81 (H)
W 96-72 (A)
W 90-82 (H)
W 95-90 ot (N)
2006 W 91-67 (H)
W 91-66 (A)
2007 W 64-53 (H)
W 66-61 (A)
W 59-51 (N)Pac-10
2008 W 72-61 (A)
L 63-77 (H)
2009 W 84-71 (A)
W 73-70 ot (H)
L 65-75 (N)Pac-10
2010 L 51-68 (A)
W 79-56 (H)

Army (2-0)

H: 0-0, A: 0-0, N: 2-0

1962 W 68-52 (N)
1979 W 68-67 (N)

Ball State (1-0)

H: 0-0, A: 0-0, N: 1-0

1985 W 66-55 ot (N)NCAA

Baylor (2-1)

H: 2-0, A: 0-0, N: 0-1

1948 L 62-64 (N)NCAA
1956 W 80-68 (H)
W 71-62 (H)

Belmont (1-0)

H: 1-0, A: 0-0, N: 0-0

2010 W 96-78 (H)

Boise State (8-1)

H: 7-0, A: 1-1, N: 0-0

1973 W 98-61 (H)
1975 W 110-76 (H)
1985 W 79-53 (H)
1986 W 74-61 (A)
1987 W 73-68 (H)
1993 W 73-63 (H)
1998 W 78-68 (H)
1999 L 61-69 (A)
2000 W 72-57 (H)

Bowling Green (2-0)

H: 0-0, A: 0-0, N: 2-0

1980 W 92-62 (N)
2002 W 81-74 (N)

Bradley (1-1)

H: 1-0, A: 0-1, N: 0-0

1974 L 76-80 (A)
1975 W 88-73 (H)

Brigham Young (10-8)

H: 5-4, A: 4-4, N: 1-0

1951 W 80-67 (N)NCAA
1954 L 79-89 ot (H)
W 55-51 (H)
1955 W 62-44 (A)
L 64-69 ot (A)
1957 L 66-70 (A)
1958 L 43-45 (H)
W 63-52 (H)
1960 L 52-54 (A)
W 60-52 (A)
1961 L 63-65 ot (H)
W 74-54 (H)
1981 L 70-80 (H)
1982 W 66-63 (A) NIT
1985 L 75-84 (A)
1986 W 74-68 (H)
1997 W 95-44 (H)
1998 W 83-68 (A)

British Columbia (10-1)

H: 5-0, A: 5-1, N: 0-0

1921 W 48-14 (H)
W 42-15 (H)
1927 W 76-20 (H)
W 37-21 (A)
1928 W 45-23 (H)
1932 W 70-24 (H)
1939 W 52-36 (A)
1946 W 69-66 (A)
L 51-58 (A)
1949 W 45-31 (A)
1950 W 58-41 (A)

Butler (0-1)

H: 0-0, A: 0-0, N: 0-1

2002 L 64-67 (N)

BYU-Hawaii (2-0)

H: 2-0, A: 0-0, N: 0-0

1991 W 67-52 (H)
1993 W 76-48 (H)

California (76-76)

H: 49-27, A: 26-48, N: 1-1

1916 L 24-30 (H)
L 20-25 (H)
W 35-27 (A)
L 33-35 (A)
1920 L 17-22 (H)
W 28-27 (H)
1921 L 32-33 ot (A)
W 23-20 (A)
1922 W 34-33 (H)
W 28-23 (H)
1924 L 31-32 ot (A) PCC
L 25-28 ot (A) PCC
1929 L 31-43 (A) PCC
L 27-30 (A) PCC
1931 W 41-25 (H) PCC
L 34-36 (H) PCC
W 42-30 (H) PCC



The Huskies won six of eight meetings against Arizona between 2004-06, including a three-game sweep in 2004.

ALL-TIME SERIES SCORES

| | | | | | |
|------|--------------------|------------------------------------|------------------|-----------------------|---------------------|
| 1957 | W 64-63 (H) | L 64-69 (A) | W 23-14 (A) | W 25-19 (H) | W 69-56 (H) |
| | W 84-62 (A) | 1989 W 71-70 (A) | W 26-16 (A) | W 35-29 (H) | W 54-37 (H) |
| | W 65-63 ot (A) | W 78-69 (H) | 1916 W 24-21 (H) | (1936 Olympic Trials) | 1953 W 77-54 (H) |
| 1958 | L 53-57 (A) | 1990 L 54-65 (A) | L 22-25 (H) | 1937 W 37-31 (H) | W 68-56 (H) |
| | L 83-87 ot (H) | L 53-58 (H) | L 21-26 (A) | W 38-28 (H) | W 69-53 (A) |
| 1959 | W 62-57 (A) | 1991 W 88-86 (H) | L 9-25 (A) | L 27-28 (A) | W 73-60 (A) |
| | W 79-60 (H) | L 64-67 (A) | 1917 W 27-20 (A) | L 22-40 (A) | 1954 L 49-61 (H) |
| 1960 | W 63-56 (H) | 1992 W 72-71 (A) | L 14-27 (A) | 1938 L 28-43 (A) | L 51-54 (H) |
| | L 41-57 (A) | W 71-55 (H) | W 11-3 (H) | W 27-25 (A) | L 47-70 (A) |
| 1961 | L 48-67 (A) | 1993 W 70-53 (H) | W 25-13 (H) | W 37-29 (H) | W 51-47 (A) |
| | W 54-47 (H) | L 70-85 (A) | 1918 L 8-19 (A) | W 40-30 (H) | 1955 W 58-57 ot (H) |
| 1962 | W 81-59 (A) | 1994 L 60-61 (A) | L 8-19 (A) | 1939 W 34-21 (H) | L 38-66 (A) |
| | W 67-49 (H) | L 71-86 (H) | L 9-41 (H) | W 30-20 (H) | L 63-70 (A) |
| 1963 | L 57-59 (H) | 1995 L 83-92 (H) | L 12-36 (H) | W 41-35 (A) | L 51-55 (H) |
| | W 63-52 (A) | L 63-88 (A) | 1919 L 16-24 (A) | L 41-48 (A) | L 43-57 (H) |
| 1964 | W 69-63 (A) | 1996 W 72-69 (A) | L 17-18 (A) | 1940 L 26-45 (A) | 1956 W 83-63 (A) |
| | W 69-67 2ot (H) | L 52-55 (H) | W 18-17 (H) | L 32-49 (A) | W 66-58 (A) |
| 1965 | L 60-61 (A) | 1997 W 78-77 (H) | W 28-16 (H) | L 31-46 (H) | 1957 L 58-71 (A) |
| | L 58-65 (H) | L 59-69 (A) | 1920 W 22-20 (H) | W 41-35 (H) | W 64-53 (H) |
| | W 82-76 (A) | 1998 W 81-71 (A) | L 12-20 (H) | 1941 W 40-34 (H) | W 58-51 (H) |
| 1966 | L 61-63 (H) | W 62-61 (H) | L 10-31 (A) | W 34-33 (H) | 1958 L 58-81 (A) |
| | L 62-71 (A) | 1999 W 86-76 ot (H) | L 16-17 (A) | L 23-36 (A) | L 45-42 (H) |
| | W 61-60 (H) | L 81-94 (A) | 1921 W 29-24 (H) | L 28-34 (A) | 1959 W 69-59 (A) |
| 1967 | W 78-74 (A) | 2000 L 72-74 ot (H) | W 47-19 (H) | 1942 L 35-45 (A) | W 75-59 (H) |
| | W 78-67 (H) | W 67-58 (A) | 1922 W 39-30 (A) | W 43-38 (A) | 1960 W 57-51 (H) |
| 1968 | W 84-73 (H) | 2001 W 72-71 ot (A) | W 32-31 (A) | W 47-40 (H) | W 62-52 (A) |
| | L 83-85 (A) | L 73-85 (H) | L 21-26 (A) | L 41-51 (H) | 1961 W 58-47 (H) |
| 1969 | W 60-54 (H) | 2002 W 97-92 (H) | L 27-31 ot (A) | 1943 L 39-42 (A) | L 46-74 (A) |
| | L 75-79 (A) | L 84-90 (A) | 1923 L 28-38 (A) | W 44-39 (A) | 1962 L 48-55 (A) |
| 1970 | L 73-83 (A) | L 64-86 (N) | L 25-28 (H) | W 53-33 (H) | W 73-61 (H) |
| | W 53-46 (A) | 2003 L 66-91 (A) | 1924 W 27-20 (H) | W 44-35 (H) | 1963 L 45-57 (H) |
| | W 90-73 (H) | W 78-66 (H) | L 26-33 (A) | 1944 W 38-33 (A) | L 48-65 (A) |
| 1971 | W 82-75 (H) | 2004 L 74-84 (A) | 1925 W 32-17 (H) | W 42-36 (A) | 1964 L 60-91 (A) |
| | L 76-101 (A) | W 83-74 (H) | L 16-27 (A) | W 54-30 (H) | L 59-67 (H) |
| 1972 | W 85-55 (H) | 2005 W 77-56 (H) | 1926 L 21-28 (A) | W 56-29 (H) | 1965 L 63-67 (A) |
| | W 81-75 (A) | W 95-88 ot (A) | W 29-21 (H) | 1945 W 20-17 (N) | W 79-70 (H) |
| 1973 | L 65-69 ot (A) | 2006 W 78-59 (H) | 1927 W 41-27 (H) | L 19-32 (H) | L 45-54 (A) |
| | W 83-75 (H) | W 75-72 (A) | L 27-31 (A) | W 48-45 (H) | 1966 W 45-44 (H) |
| 1974 | W 83-77 (N) | L 73-84 (N) Pac-10 | 1928 W 23-22 (A) | W 42-22 (H) | L 59-67 (A) |
| | L 88-90 (A) | 2007 W 89-77 (H) | W 29-26 (H) | L 43-57 (A) | L 43-54 (H) |
| | W 84-82 ot (H) | L 85-93 (A) | 1929 W 35-24 (H) | L 43-63 (A) | 1967 L 57-61 (A) |
| 1975 | L 66-68 (H) | 2008 W 78-70 (H) | W 37-28 (A) | 1946 L 37-53 (A) | L 66-69 (H) |
| | L 96-97 (A) | L 58-71 (A) | 1930 L 24-34 (H) | L 48-58 (A) | 1968 W 68-56 (H) |
| 1976 | W 77-70 (H) | 2009 W 84-67 (A) | W 36-24 (H) | W 47-41 (H) | L 72-74 (A) |
| | W 67-62 (A) | W 103-84 (H) | L 32-34 (A) | L 36-55 (H) | 1969 W 60-42 (H) |
| 1977 | L 68-72 ot (A) | 2010 L 79-90 (H) | L 17-19 (A) | 1947 L 37-59 (H) | L 52-82 (A) |
| | L 60-61 (H) | W 86-72 (A) | 1931 W 31-23 (A) | W 60-44 (H) | 1970 W 85-65 (N) |
| 1978 | W 58-52 (H) | Oregon State (152-136) | L 23-37 (A) | L 52-56 (A) | L 47-60 (A) |
| | L 60-64 (A) | H: 100-40, A: 48-95, N: 4-1 | W 39-30 (H) | L 63-84 (A) | W 46-43 (H) |
| 1979 | W 82-70 (H) | 1904 L 19-22 (A) | W 28-26 (H) | 1948 L 63-71 (A) | 1971 W 93-85 ot (H) |
| | L 71-73 (A) | 1910 L 14-24 (A) | 1932 L 24-26 (H) | L 55-74 (A) | L 52-71 (A) |
| 1980 | W 58-46 (A) | 1911 W 28-21 (A) | W 30-27 (H) | W 52-26 (H) | 1972 W 86-73 (H) |
| | W 70-65 (H) | 1912 W 13-11 (H) | L 14-30 (A) | W 27-23 (H) | W 70-69 (A) |
| 1981 | W 102-91 (H) | W 20-17 (H) | W 32-27 (A) | W 59-42 (A) ND | 1973 L 63-89 (A) |
| | W 70-68 (A) | L 12-18 (A) | 1933 L 34-42 (A) | L 62-64 (H) | W 83-72 (H) |
| 1982 | W 76-70 (A) | L 8-9 (A) | W 30-24 (A) | L 50-52 (H) | 1974 W 65-56 (N) |
| | L 78-82 (H) | 1913 W 28-15 (H) | L 29-33 (H) | W 54-43 (H) | L 63-87 (A) |
| 1983 | L 47-52 (A) | W 18-14 (H) | L 26-32 (H) | L 44-54 (A) | W 68-63 (H) |
| | W 79-66 (H) | L 14-18 (A) | 1934 L 21-25 (A) | L 45-49 (A) | 1975 L 63-65 (H) |
| 1984 | W 60-53 (H) | L 7-14 (A) | L 18-28 (A) | 1950 L 46-56 (A) | L 78-86 (A) |
| | W 79-58 (A) | 1914 W 32-23 (H) | W 24-21 (H) | W 52-44 (A) | 1976 L + 70-72 (H) |
| 1985 | W 88-62 (H) | W 32-9 (H) | W 35-26 (H) | W 47-45 (H) | L 64-73 (A) |
| | L 66-70 (A) | W 28-10 (H) | 1935 W 30-25 (H) | W 57-54 (H) | 1977 W 90-76 (A) |
| 1986 | W 61-56 (A) | W 22-18 (A) | W 30-25 (H) | 1951 W 41-40 (A) | W 81-69 (H) |
| | W 73-67 (H) | L 13-20 (A) | L 26-31 (A) | L 41-46 (A) | 1978 W 64-61 (H) |
| 1987 | L 67-77 (A) | W 32-15 (A) | L 17-28 (A) | W 74-38 (H) | L 60-64 (A) |
| | W 81-74 ot (H) | 1915 W 20-18 (H) | 1936 W 51-33 (A) | W 40-36 (H) | 1979 L 66-68 (H) |
| | W 70-56 (N) Pac-10 | W 25-14 (H) | W 35-31 (A) | 1952 W 46-37 (A) | L 69-75 (A) |
| 1988 | W 75-63 (H) | | W 39-30 (H) | W 49-41 (A) | 1980 L 84-89 (A) |

ALL-TIME SERIES SCORES

| | | | | | | | |
|------|---|-------|---------|------|---|--------|---------|
| 1942 | L | 52-58 | (A) | | W | 72-58 | (A) |
| | L | 43-54 | (A) | 1963 | W | 61-56 | (A) |
| | W | 55-45 | (H) | | W | 59-57 | (H) |
| | W | 75-51 | (H) | 1964 | L | 59-61 | (A) |
| 1943 | L | 37-41 | (H) | | W | 63-61 | (A) |
| | W | 72-34 | (H) | | W | 57-52 | (H) |
| | W | 61-52 | (A) | 1965 | W | 70-66 | (H) |
| | L | 49-53 | (A) | | L | 53-56 | (A) |
| 1944 | W | 53-40 | (H) | | L | 74-78 | 2ot (H) |
| | W | 61-41 | (H) | | W | 76-55 | (A) |
| | W | 71-50 | (A) | 1966 | W | 70-67 | (H) |
| | W | 62-43 | (A) | | L | 74-81 | (A) |
| 1945 | L | 34-48 | (A) | 1967 | W | 80-72 | (N) |
| | L | 43-65 | (A) | | L | 69-78 | (A) |
| | L | 42-53 | (H) | | W | 86-75 | (H) |
| | L | 45-54 | (H) | 1968 | L | 70-75 | (H) |
| 1946 | W | 35-32 | (H) | | L | 63-87 | (A) |
| | W | 46-44 | (H) | 1969 | L | 55-62 | (A) |
| | L | 37-48 | (A) | | L | 61-69 | (H) |
| | W | 56-42 | (A) | 1970 | W | 37-36 | (H) |
| 1947 | L | 48-51 | (A) | | L | 68-79 | (A) |
| | L | 54-58 | (A) | 1971 | L | 79-90 | (A) |
| | L | 38-54 | (H) | | W | 73-63 | (H) |
| | W | 59-40 | (H) | 1972 | W | 103-92 | (H) |
| 1948 | L | 47-48 | (H) | | W | 96-63 | (A) |
| | W | 51-36 | (H) | 1973 | W | 58-51 | (H) |
| | W | 55-50 | (A) | | W | 88-76 | (A) |
| | L | 58-62 | 2ot (A) | 1974 | W | 90-77 | (H) |
| 1949 | L | 30-44 | (A) | | W | 82-71 | (A) |
| | L | 50-67 | (A) | 1975 | W | 103-70 | (A) |
| | W | 51-46 | (H) | | L | 73-81 | (H) |
| | W | 54-41 | (H) | 1976 | W | 75-65 | (H) |
| 1950 | L | 42-56 | (A) | | L | 59-61 | (A) |
| | W | 52-37 | (A) | 1977 | W | 71-68 | (A) |
| | L | 46-54 | (H) | | W | 66-52 | (H) |
| | L | 42-60 | (H) | 1978 | W | 68-52 | (H) |
| 1951 | L | 48-50 | (A) | | L | 52-57 | (A) |
| | L | 60-63 | (A) | 1979 | L | 47-60 | (N) |
| | W | 53-44 | (H) | | W | 57-56 | (A) |
| | W | 86-41 | (H) | | L | 56-65 | (H) |
| 1952 | L | 50-56 | (A) | 1980 | L | 68-72 | (H) |
| | W | 67-43 | (A) | | W | 64-63 | (A) |
| | W | 75-37 | (H) | 1981 | W | 81-70 | (A) |
| | W | 82-51 | (H) | | W | 70-64 | (H) |
| 1953 | W | 75-41 | (A) | 1982 | W | 75-60 | (H) |
| | W | 60-48 | (A) | | L | 42-62 | (A) |
| | W | 79-51 | (H) | 1983 | L | 70-72 | 2ot (A) |
| | W | 69-56 | (H) | | W | 76-75 | (H) |
| 1954 | L | 48-56 | (A) | 1984 | W | 58-48 | (H) |
| | W | 54-44 | (A) | | W | 67-51 | (A) |
| | W | 56-48 | (H) | 1985 | W | 73-56 | (A) |
| | W | 65-56 | (H) | | W | 68-55 | (H) |
| 1955 | W | 69-38 | (A) | 1986 | W | 72-63 | (H) |
| | L | 73-74 | (A) | | W | 79-70 | (A) |
| | W | 76-40 | (H) | 1987 | W | 79-65 | (H) |
| | W | 63-49 | (H) | | L | 80-86 | (A) |
| 1956 | W | 62-42 | (H) | 1988 | L | 63-70 | (H) |
| | W | 80-57 | (H) | | L | 52-61 | (A) |
| 1957 | W | 73-72 | (A) | 1989 | W | 69-63 | (A) |
| | W | 76-66 | (A) | | W | 76-70 | (H) |
| 1958 | W | 68-62 | (A) | 1990 | W | 80-79 | ot (H) |
| | L | 41-58 | (H) | | W | 59-56 | (A) |
| 1959 | W | 82-73 | (H) | 1991 | W | 50-48 | (A) |
| | W | 82-80 | (A) | | L | 76-80 | (H) |
| 1960 | W | 77-62 | (H) | 1992 | W | 78-73 | ot (H) |
| | L | 71-79 | (N) | | L | 57-75 | (A) |
| | W | 64-47 | (A) | 1993 | W | 59-56 | (A) |
| 1961 | W | 66-63 | (A) | | L | 59-72 | (H) |
| | W | 79-66 | (H) | 1994 | L | 46-67 | (H) |
| 1962 | W | 66-51 | (H) | | L | 51-75 | (A) |

Weber State (1-0)

H: 1-0, A: 0-0, N: 0-0

| | | | |
|------|---|-------|-----|
| 2007 | W | 80-51 | (H) |
|------|---|-------|-----|

West Virginia (1-1)

H: 0-0, A: 0-0, N: 1-1

| | | | |
|------|---|-------|----------|
| 1974 | W | 96-79 | (N) |
| 2010 | L | 56-69 | (N) NCAA |

Western Washington (17-0)

H: 9-0, A: 8-0, N: 0-0

| | | | |
|------|---|-------|------------|
| 1938 | W | 55-21 | (H) |
| 1939 | W | 46-32 | (A) |
| 1940 | W | 54-50 | (A) |
| 1941 | W | 58-37 | (A) |
| 1944 | W | 38-35 | (A) |
| | W | 31-28 | (H) |
| 1945 | W | 66-41 | (A) |
| | W | 72-45 | (H) |
| 1946 | W | 55-32 | (A) |
| | W | 48-43 | (H) |
| 1947 | W | 72-35 | (A) |
| | W | 59-33 | (H) |
| 1948 | W | 69-32 | (A) |
| | W | 67-36 | (H) |
| 1949 | W | 55-45 | (H) |
| 1950 | W | 82-52 | (H) |
| 1983 | W | 76-59 | (H) |
| 2002 | | 81-76 | (H) Exhib. |

Whitman (24-5)

H: 15-0, A: 9-5, N: 0-0

| | | | |
|------|---|-------|-----|
| 1910 | L | 18-27 | (A) |
| 1911 | W | 35-17 | (A) |
| | W | 29-20 | (A) |

| | | | |
|------|---|-------|-----|
| 1917 | L | 22-23 | (A) |
|------|---|-------|-----|

| | | | |
|------|---|-------|-----|
| 1923 | W | 66-22 | (H) |
| | W | 59-16 | (H) |
| | W | 44-14 | (A) |
| 1924 | W | 42-24 | (H) |
| | W | 50-25 | (A) |
| 1925 | W | 48-22 | (H) |
| | L | 26-34 | (A) |
| 1926 | W | 25-23 | (H) |
| | W | 28-20 | (A) |
| 1927 | W | 21-16 | (A) |
| | W | 44-29 | (H) |
| 1928 | W | 27-25 | (H) |
| | L | 33-45 | (A) |
| 1929 | W | 32-26 | (A) |
| | W | 32-28 | (H) |
| 1930 | W | 41-28 | (A) |
| | W | 34-30 | (H) |
| 1931 | W | 55-15 | (H) |
| | W | 55-15 | (H) |
| 1941 | W | 56-20 | (H) |
| 1943 | W | 46-38 | (H) |
| 1944 | W | 43-41 | (A) |
| | L | 30-43 | (A) |
| | W | 46-38 | (H) |
| | W | 48-38 | (H) |

Whitworth (2-0)

H: 0-0, A: 2-0, N: 0-0

| | | | |
|------|---|-------|-----|
| 1912 | W | 49-29 | (A) |
| 1913 | W | 49-24 | (A) |

Husky Streaks & Routs vs. Pac-10 Opponents

| vs. Arizona | Longest Streak | Years | Largest Margin | Date |
|-----------------------------|----------------|-----------|----------------|---------------|
| Washington Wins: | 6 | 1982-1984 | 24 (86-62) | Feb. 6, 1982 |
| Washington Losses: | 10 | 1986-1990 | 55 (61-116) | Dec. 20, 1988 |
| vs. Arizona State | | | | |
| Washington Wins: | 11 | 2004-2008 | 25 (91-66) | Mar. 2, 2006 |
| Washington Losses: | 14 | 1990-1996 | 32 (57-89) | Jan. 9, 2003 |
| vs. California | | | | |
| Washington Wins: | 8 | 1951-1955 | 33 (106-73) | Mar. 3, 2005 |
| Washington Losses: | 8 | 1957-1960 | 40 (39-79) | Jan. 16, 1960 |
| vs. Oregon | | | | |
| Washington Wins: | 16 | 1929-1933 | 61 (76-15) | Jan. 13, 1922 |
| Washington Losses: | 7 | 1938-1939 | 25 (76-101) | Mar. 5, 1971 |
| | | | 25 (25-50) | Jan. 29, 1927 |
| | | | 25 (66-91) | Jan. 23, 2003 |
| vs. Oregon State | | | | |
| Washington Wins: | 10 | 1951-1953 | 40 (108-68) | Jan. 15, 2005 |
| Washington Losses: | 11 | 1978-1983 | 40 (66-106) | Feb. 18, 1989 |
| vs. Stanford | | | | |
| Washington Wins: | 7 | 1943-1957 | 33 (94-61) | Jan. 16, 2010 |
| Washington Losses: | 10 | 1998-2002 | 45 (60-105) | Jan. 19, 2002 |
| vs. UCLA | | | | |
| Washington Wins: | 5 | 1937-1952 | 29 (97-68) | Feb. 20, 2010 |
| Washington Losses: | 25 | 1963-1974 | 52 (48-100) | Jan. 5, 1974 |
| vs. USC | | | | |
| Washington Wins: | 7 | 1943-1957 | 32 (79-47) | Feb. 2, 1984 |
| Washington Losses: | 7 | 1999-2002 | 37 (69-106) | Feb. 25, 1967 |
| vs. Washington State | | | | |
| Washington Wins: | 17 | 1923-1930 | 45 (86-41) | Mar. 3, 1951 |
| Washington Losses: | 8 | 2006-2008 | 28 (47-75) | Jan. 20, 2007 |

Wichita State (3-2)**H: 1-1, A: 2-0, N: 0-1**

| | | | |
|------|---|--------|--------|
| 1973 | W | 102-68 | (A) |
| 1974 | L | 79-87 | ot (H) |
| 1989 | L | 72-92 | (N) |
| 2000 | W | 61-47 | (H) |
| 2001 | W | 69-66 | (A) |

Willamette (11-0)**H: 2-0, A: 9-0, N: 0-0**

| | | | |
|------|---|-------|-----|
| 1904 | W | 17-14 | (A) |
| 1910 | W | 28-14 | (A) |
| 1912 | W | 30-21 | (A) |
| 1915 | W | 29-17 | (A) |
| 1916 | W | 30-26 | (A) |
| 1917 | W | 29-11 | (A) |
| 1923 | W | 42-16 | (A) |
| 1924 | W | 48-15 | (A) |
| 1925 | W | 20-10 | (H) |
| | W | 41-18 | (A) |
| 1944 | W | 56-27 | (H) |

Wisconsin (3-0)**H: 1-0, A: 1-0, N: 1-0**

| | | | |
|------|---|-------|-----|
| 1956 | W | 54-53 | (H) |
| 1959 | W | 62-48 | (A) |
| 1966 | W | 81-67 | (N) |

Wisconsin-Green Bay (1-0)**H: 1-0, A: 0-0, N: 0-0**

| | | | |
|------|---|-------|-----|
| 2006 | W | 87-54 | (H) |
|------|---|-------|-----|

Wisconsin-Stout (1-0)**H: 1-0, A: 0-0, N: 0-0**

| | | | |
|------|---|-------|-----|
| 1982 | W | 76-56 | (H) |
|------|---|-------|-----|

Wright State (1-0)**H: 1-0, A: 0-0, N: 0-0**

| | | | |
|------|---|-------|-----|
| 2010 | W | 74-69 | (H) |
|------|---|-------|-----|

Wyoming (9-4)**H: 5-2, A: 2-2, N: 2-0**

| | | | |
|------|---|-------|---------|
| 1948 | W | 57-47 | (N)NCAA |
| 1950 | L | 29-49 | (H) |
| | W | 37-36 | (H) |
| 1951 | W | 74-49 | (H) |
| | W | 53-51 | (H) |
| 1952 | W | 52-50 | (A) |
| | L | 54-55 | (A) |
| 1964 | L | 61-74 | (H) |
| 1976 | W | 76-69 | (A) |
| 1978 | W | 69-64 | (H) |
| 1979 | W | 85-74 | (N) |
| 2003 | W | 79-70 | (H) |
| 2004 | L | 76-92 | (A) |

Xavier (1-1)**H: 0-0, A: 0-0, N: 1-1**

| | | | |
|------|---|-------|---------|
| 1998 | W | 69-68 | (N)NCAA |
| 2000 | L | 65-81 | (N) |

Yale (3-0)**H: 1-0, A: 0-0, N: 2-0**

| | | | |
|------|---|-------|-----|
| 1958 | W | 66-51 | (N) |
| 1970 | W | 84-70 | (H) |
| 1981 | W | 68-62 | (N) |

ALL-TIME HUSKY COACHES



Claude J. Hunt

David C. Hall

Washington's first head coach who took over after the school fielded a team six years without an official head coach ... Coached for two seasons in 1909-10 and compiled a 23-7 record ... His .767 winning percentage is the third highest in school history.

| Year | Record | Pct. | Conference | Pct. |
|-------|--------|------|------------|------|
| 1909 | 9-1 | .900 | n/a | n/a |
| 1910 | 14-6 | .700 | n/a | n/a |
| Total | 23-7 | .767 | n/a | n/a |

Warner Williams

Coached for one season, during 1911, and led Washington to an 11-1 mark and the Northwest Intercollegiate Conference championship ... His single-season record is the second best behind a 7-0 finish in 1902 ... Career winning percentage of .917 is the best ever at Washington.

| Year | Record | Pct. | Conference | Pct. |
|------|--------|------|------------|------|
| 1911 | 11-1 | .917 | n/a | n/a |

Oscar Olson

The third coach in school history ... Led Washington in its first two seasons in the Northwest Intercollegiate Conference in 1912 and 1913 ... Posted a 26-10 career record ... His winning percentage of 72.2% is the fourth-best among all-time Washington coaches.

| Year | Record | Pct. | Conference | Pct. |
|-------|--------|------|------------|------|
| 1912 | 12-5 | .706 | 8-4 | .667 |
| 1913 | 14-5 | .737 | 11-5 | .688 |
| Total | 26-10 | .722 | 19-9 | .679 |

Anthony Savage

The fourth coach in school history and one of three individuals to coach both the UW basketball and football teams ... Led Washington to Northwest Intercollegiate Conference championships during both of his seasons as head coach, in 1914 and 1915 ... Compiled a 29-4 career record in his two seasons ... His winning percentage of 87.9% is the second-best among all-time Washington coaches ... Became the football coach at Lincoln High School in Seattle and took over the Washington football squad in 1918 while Claude Hunt was off fighting World War I. Led the UW gridders to a 1-1 record.

| Year | Record | Pct. | Conference | Pct. |
|-------|--------|------|------------|------|
| 1914 | 12-2 | .857 | 12-2 | .857 |
| 1915 | 17-2 | .895 | 11-1 | .917 |
| Total | 29-4 | .879 | 23-3 | .885 |

John Davidson

The fifth coach in school history and the first to coach Washington in Pacific Coast Conference play ... Led the team to a pair of third-place PCC finishes ... Coached in 1916 and 1917, registering a 16-15 career mark.

| Year | Record | Pct. | Conference | Pct. |
|-------|--------|------|------------|------|
| 1916 | 7-7 | .500 | 2-6 | .250 |
| 1917 | 9-8 | .529 | 7-5 | .583 |
| Total | 16-15 | .516 | 9-11 | .450 |



Hec Edmundson

Claude J. Hunt

The sixth coach in school history and one of three individuals to serve as head coach of the football and basketball teams at Washington ... Coached the basketball team in 1918 and 1919, after returning from active duty in World War I ... Led the team to a fourth-place conference finish in 1919 ... Hunt graduated from DePauw University in 1911. He was hired as head Washington football coach in 1917 after guiding Carleton (Minn.) College to consecutive undefeated seasons. His UW gridders were 1-2-1 in 1917 and 5-1-0 in 1919.

| Year | Record | Pct. | Conference | Pct. |
|-------|--------|------|------------|------|
| 1918 | 4-8 | .333 | n/a | n/a |
| 1919 | 6-10 | .375 | 5-7 | .714 |
| Total | 10-18 | .357 | 5-7 | .417 |

Leonard B. "Stub" Allison

The seventh coach in UW history ... One of three individuals to coach both the UW basketball and football teams ... Coached basketball one season, in 1920 and tied for fourth in PCC play ... Allison's squad was the last at Washington to be nicknamed "SunDodgers" ... Graduated from Carleton (Minn.) College and became an assistant football coach at Washington in 1919. He was the head football coach in 1920, guiding the team to a 1-5 record. Allison coached the last UW football game at Denny Field on Nov. 5, 1920 which ended in a 3-0 loss to Stanford ... He later coached football at California (1935-44) and led the Bears to a 10-0-1 mark, a No. 2 ranking in the A.P. poll and a 13-0 win over Alabama in the 1938 Rose Bowl.

| Year | Record | Pct. | Conference | Pct. |
|------|--------|------|------------|------|
| 1920 | 7-8 | .875 | 5-7 | .417 |

Clarence "Hec" Edmundson

The eighth basketball coach in school history ... Coached the UW basketball team for 27 years (1921-47) and the track & field team for 36 years (1919-55) ... Started as track coach and football trainer in 1919, retired in 1955 after 36 years as track coach and 27 as head basketball coach ... Compiled a 488-195 record making him the winningest coach in UW men's basketball history, third among all-time Pac-10 coaches ... Coached the Huskies to 11 of their 21 20-win seasons ... Coached for 25 years in the PCC Northern Division finishing first 12 times and second six times ... His UW track teams won eight Northern Division titles and three PCC crowns ... Including a four-year stint at Idaho (1917-21), Edmundson racked up a 508-204 career record. His winning percentage of 71.4% ranks No. 38 among all-time NCAA coaches. Born during 1887 in Moscow, Idaho, Edmundson graduated from the University of Idaho where he competed in track. He placed sixth in the 800 meters at the 1912 Olympics in Stockholm, Sweden. He became the head track & field coach at Texas A&M in 1913 before returning to Idaho to coach track and basketball. In 1919, Edmundson's long association with Washington began. He helped dedicate the multi-purpose structure, then called Washington pavilion, with a 34-23 win over Illinois on Dec. 27, 1927. On Jan. 16, 1948, the year after he stepped down as basketball coach, that same Pavilion was renamed in his honor. He remained as track coach until his retirement in 1955. A tremendous innovator, Edmundson tapped into his track background and became an originator of the fast break style of basketball. He co-founded, along with Tubby Graves, the Washington state high school basketball tournament. At Edmundson's request



Art McLarney

the 1922 UW team began forming a circle with their hands together in the center to symbolize unity. The handshake quickly spread throughout the country and is still practiced today. Although he denied being the inventor, Edmundson's teams implemented the one-handed jump shot long before Stanford's Hank Luisetti made it famous.

| Year | Record | Pct. | Conference | Pct. |
|-------|---------|------|-------------|-------|
| 1921 | 18-4 | .818 | 10-4 | .714 |
| 1922 | 13-5 | .722 | 11-5 | .688 |
| 1923 | 12-4 | .750 | 5-3 | .625 |
| 1924 | 12-4 | .750 | 6-2 | .750 |
| 1925 | 14-7 | .667 | 5-5 | .500 |
| 1926 | 10-6 | .625 | 5-5 | .500 |
| 1927 | 15-4 | .789 | 7-3 | .700 |
| 1928 | 22-6 | .786 | 9-1 | .900 |
| 1929 | 18-2 | .900 | 10-0 | 1.000 |
| 1930 | 21-7 | .750 | 12-4 | .750 |
| 1931 | 25-3 | .893 | 14-2 | .875 |
| 1932 | 19-6 | .760 | 12-4 | .750 |
| 1933 | 22-6 | .786 | 10-6 | .625 |
| 1934 | 20-5 | .800 | 10-6 | .625 |
| 1935 | 16-8 | .667 | 14-2 | .875 |
| 1936 | 25-7 | .781 | 13-3 | .813 |
| 1937 | 15-11 | .577 | 11-5 | .688 |
| 1938 | 29-7 | .806 | 13-7 | .650 |
| 1939 | 20-5 | .800 | 11-5 | .688 |
| 1940 | 10-15 | .400 | 6-10 | .375 |
| 1941 | 12-13 | .480 | 7-9 | .438 |
| 1942 | 18-7 | .720 | 10-6 | .625 |
| 1943 | 24-7 | .774 | (NCAA) 12-4 | .750 |
| 1944 | 26-6 | .813 | 15-1 | .938 |
| 1945 | 22-18 | .550 | 5-11 | .313 |
| 1946 | 14-14 | .500 | 6-10 | .375 |
| 1947 | 16-8 | .667 | 8-8 | .500 |
| Total | 488-195 | .714 | 257-131 | .662 |

Art McLarney

The ninth coach in school history ... Replaced legendary Hec Edmundson who led the Huskies the preceding 27 years ... Coached three seasons, from 1948 to 1950, posting a fine 53-36 record ... Washington won the 1948 Pacific Coast Conference Northern Division title during his inaugural season ... The UW came within one game of the 1948 Final Four, but lost 64-62 on a last-second shot by Baylor ... McLarney was a two-time all-coast guard at Washington State where he was also an All-America shortstop on the baseball team. After college, he was signed by New York Giants manager John McGraw and played at the Polo Grounds alongside Mel Ott, Bill Terry and Carl Hubbell in 1932-33. He then coached at Burlington (Wash.) High School and Seattle-area high schools Cleveland and Roosevelt ... McLarney came to Washington as baseball and assistant basketball coach in 1946. He took over the basketball coaching reins in 1948.

| Year | Record | Pct. | Conference | Pct. |
|-------|--------|------|-------------|------|
| 1948 | 23-11 | .676 | (NCAA) 10-6 | .625 |
| 1949 | 11-15 | .423 | 6-10 | .375 |
| 1950 | 19-10 | .655 | 8-8 | .500 |
| Total | 53-36 | .596 | 24-24 | .500 |

William H. "Tippy" Dye

The 10th coach in school history ... Coached nine seasons at Washington, from 1951-1959 ... Compiled a 156-91 UW record ... His 156 career victories place him third on Washington's all-time list ... Guided the Huskies to their only Final Four appearance ... The UW finished third, losing 79-53 to Kansas in the national semifinal before beating Louisiana State 88-69 in the consolation game ... The third place national finish is the highest in Husky men's basketball history ... Won the

PCC Northern Division championship in his first three seasons as head coach, going 77-15 during that span ... Washington changed to the full PCC schedule in 1956 and finished second three of the next four seasons ... Dye is credited with teaching All-America center Bob Houbregs the famous hook shot which historians have called the greatest of all-time ... Dye left Washington to become the athletic director at the University of Wichita ... Born in Harrisonville, Ohio, Dye graduated from Ohio State after lettering three years in basketball, football and baseball ... He quarterbacked the Buckeyes to one conference title and two second-place finishes. He coached Brown University to a 14-7 record in 1940 before serving three years in the Navy during World War II. He coached football with the Navy, including a team that included NFL Hall of Fame quarterback Otto Graham. After the war, Dye returned to Ohio State as an assistant football coach and the head basketball coach. He guided the Buckeyes to a 53-34 record from 1947-50, including a 22-4 mark and conference crown in 1950. That 1950 squad played in the NCAA Tournament, losing 56-55 to eventual champion CCNY in the round of 16.

| Year | Record | Pct. | Conference | Pct. |
|-------|--------|------|-------------|------|
| 1951 | 24-6 | .800 | (NCAA) 11-5 | .688 |
| 1952 | 25-6 | .806 | 14-2 | .875 |
| 1953 | 28-3 | .903 | (NCAA) 15-1 | .938 |
| 1954 | 8-18 | .308 | 7-7 | .500 |
| 1955 | 13-12 | .520 | 7-9 | .438 |
| 1956 | 15-11 | .577 | 11-5 | .688 |
| 1957 | 17-9 | .654 | 13-3 | .813 |
| 1958 | 8-18 | .307 | 5-11 | .313 |
| 1959 | 18-8 | .692 | 11-5 | .688 |
| Total | 156-91 | .632 | 94-48 | .662 |

John Grayson

The 11th coach in school history ... Coached Washington during its first four seasons in the Athletic Association of Western Universities from 1960-63 ... Led the Huskies to a 57-49 record and a trio of third place conference finishes his final three seasons ... A native of Stroud, Okla., Grayson graduated from the University of Oklahoma in 1938. After World War II, he obtained his master's degree in physical education at Wayne University in Detroit. His collegiate coaching career began at Nebraska Wesleyan in Lincoln. His 1953 Wesleyan squad posted a 25-3 record and reached the NAIA quarterfinals. He then became an assistant at Oklahoma in 1954 and then took over the head coaching duties at Idaho State in 1957. His three year ISU record of 69-17 included three straight conference titles and NCAA Far West regional appearances.

| Year | Record | Pct. | Conference | Pct. |
|-------|--------|------|------------|------|
| 1960 | 15-13 | .536 | 2-9 | .182 |
| 1961 | 13-13 | .500 | 6-6 | .500 |
| 1962 | 16-10 | .615 | 5-7 | .417 |
| 1963 | 13-13 | .500 | 6-6 | .500 |
| Total | 57-49 | .538 | 19-28 | .404 |

Mac Duckworth


The 12th coach in school history ... Coached five years, from 1964-68 ... Washington's record improved three straight seasons (1965-67) ... Posted a career record of 53-74 ... Assisted his predecessor John Grayson for three years (1961-63) ... Born in Breckenridge, Texas, Duckworth was raised in Arkansas. He was an all-state player at Van Buren (Ark.) High School before spending two years in the Navy. He was player-coach at the U.S. Naval Base in Washington, D.C. and was named to the Navy Olympic all-star team. In 1948 he enrolled



William H. "Tippy" Dye



John Grayson



Mac Duckworth

ALL-TIME HUSKY COACHES



Tex Winter

at Arkansas where he played freshman basketball. Duckworth transferred to Tulsa where an automobile accident curtailed his basketball career and moved him into an assistant coaching role. He graduated from Tulsa in 1951 and received a master's of physical education in 1956 from Oklahoma State.

| Year | Record | Pct. | Conference | Pct. |
|-------|--------|------|------------|------|
| 1964 | 9-17 | .346 | 5-10 | .333 |
| 1965 | 9-16 | .360 | 5-9 | .357 |
| 1966 | 10-15 | .400 | 4-10 | .286 |
| 1967 | 13-12 | .520 | 6-8 | .429 |
| 1968 | 12-14 | .462 | 4-10 | .286 |
| Total | 53-74 | .417 | 24-47 | .338 |

Tex Winter

The 13th coach in school history ... As Husky head coach for three seasons, from 1969-71, Winter compiled a 45-35 career mark ... Washington was .500 or better during each of his three seasons ... Through the 2005 season, his 18th year as an NBA assistant, Winter had been a coach at the NCAA Division I or professional level for 57 years. That is the longest tenure of any active coach in college or professional basketball ... After a stellar playing career at USC, Winter joined the Kansas State staff as an assistant (1947-51) before being named head coach at Marquette in 1952 at the age of 28. Winter returned to Kansas State as head coach from 1954-68 before taking over at Washington. At Kansas State, Winter compiled a 262-117 record while guiding the Wildcats to eight conference titles in 15 seasons. In 1959, he coach KSU to a perfect 14-0 Big Eight record and a 25-2 overall mark ... He was named head coach of the NBA's San Diego Rockets in 1971 and resigned in 1972 to return to the collegiate ranks at Northwestern (1974-78) and Long Beach State (1979-83) ... Winter ranks No. 64 among all-time NCAA coached with 454 career victories ... He joined the Chicago Bulls coaching staff as an assistant in 1985 and worked until 1999 ... Winter re-joined Head Coach Phil Jackson as an assistant with the Los Angeles Lakers for the 1999-2000 season and helped the Lakers to 2000, 2001 and 2002 NBA championships ... Winter is credited with introducing the triangle offense that helped the Bulls win six NBA titles.

| Year | Record | Pct. | Conference | Pct. |
|-------|--------|------|------------|------|
| 1969 | 13-13 | .500 | 6-8 | .429 |
| 1970 | 17-9 | .654 | 7-7 | .500 |
| 1971 | 15-13 | .536 | 6-8 | .429 |
| Total | 45-35 | .563 | 19-23 | .452 |

Marv Harshman

The 14th coach in school history ... Compiled 246 wins in his 14 years at Washington, placing second on the school's all-time coaching victories list ... Ended his career with a record of 246-146, a winning percentage of .628 ... Currently ranks No. 34 among all-time NCAA Division I coaches with 642 career victories combined at Washington, Washington State and Pacific Lutheran ... Coached in 1,090 collegiate games, the ninth-highest total in division I history ... Directed the Huskies to four 20-win seasons, with five teams competing in postseason play including three trips to the NCAA tournament ... Gained many honors while at UW including induction into the National Basketball Hall of Fame and a stint as the president of the National Association of Basketball Coaches ... Taught over 500 athletes the game of basketball while coaching at Washington as well as Pacific Lutheran and Washington State ... Concluded his Washington career with back-to-back Pac-10

championships in 1984 and 1985 ... Harshman attended Lake Stevens (Wash.) High School. He attended college at Pacific Lutheran in Tacoma, Wash. where he was a two-time All-America basketball selection. He graduated in 1942 with a degree in biological science and then joined the U.S. Navy in which he served until 1946. Harshman began coaching at his alma mater, PLU where he served 13 years (1946-58) and compiled a 241-121 record. He spent the next 13 seasons at Washington State where he posted a 155-181 from 1959 to 1971 ... Was UW's inductee in the Pac-10 Hall of Champions during March of 2003.

| Year | Record | Pct. | Conference | Pct. |
|-------|---------|------|-------------|------|
| 1972 | 20-6 | .769 | 10-4 | .714 |
| 1973 | 16-11 | .593 | 6-8 | .429 |
| 1974 | 16-10 | .615 | 7-7 | .500 |
| 1975 | 16-10 | .615 | 6-8 | .429 |
| 1976 | 23-5 | .821 | (NCAA) 10-4 | .714 |
| 1977 | 17-10 | .630 | 8-6 | .571 |
| 1978 | 14-13 | .519 | 6-8 | .429 |
| 1979 | 11-16 | .440 | 6-12 | .333 |
| 1980 | 18-10 | .643 | (NIT) 9-9 | .500 |
| 1981 | 14-13 | .519 | 8-10 | .444 |
| 1982 | 19-10 | .655 | (NIT) 11-7 | .611 |
| 1983 | 16-15 | .516 | 7-11 | .389 |
| 1984 | 24-7 | .774 | (NCAA) 15-3 | .833 |
| 1985 | 22-10 | .688 | (NCAA) 13-5 | .722 |
| Total | 246-146 | .628 | 122-102 | .545 |

Andy Russo

The 15th coach in school history ... Four-year coach of the Huskies from 1986 to 1989 ... Ranks fifth among all-time victory list of Washington coaches list with a 61-62 record ... Went 23-12 in conference in his first two seasons on the way to second- and third-place finishes ... Guided the UW into the NCAA Tournament his first season and the NIT his second ... Born in Evanston, Ill., Russo is a 1970 history graduate of Lake Forest (Ill.) College. He received his master's in history from Northwestern in 1971. After a one-year graduate assistant stint under Coach Don Haskins at UTEP, Russo worked at O'Connell (Tx.) High School and Panola (Tx.) Junior College before being hired at Louisiana Tech in 1980. His six-year record with the Monarchs was 122-55, including back-to-back NCAA Tournament appearances in 1984-85. His 1985 squad, featuring Karl Malone, posted a 29-3 record and reached the Sweet 16. After leaving Washington, Russo coached overseas. He recently coached at Florida Tech.

| Year | Record | Pct. | Conference | Pct. |
|-------|--------|------|-------------|------|
| 1986 | 19-12 | .613 | (NCAA) 13-5 | .722 |
| 1987 | 20-15 | .571 | (NIT) 10-8 | .556 |
| 1988 | 10-19 | .345 | 5-13 | .278 |
| 1989 | 12-16 | .429 | 8-10 | .444 |
| Total | 61-62 | .496 | 36-36 | .500 |

Lynn Nance

The 16th coach in school history and the only Washington coach who also played basketball for the Huskies ... Four-year UW coach from 1990-1993 ... Led the Huskies to a 50-62 record during his tenure ... His 50 wins rank ninth on Washington's all-time career win list ... Arrived at Washington after leading Saint Mary's (Calif.) to the West Coast Athletic Conference title and a berth in the 1989 NCAA Tournament ... Currently coaching at Southwest Baptist, a division II school in Bolivar, Missouri ... Nance attended Southwest Junior College in Bolivar, Mo. before transferring to Washington where he played in 1964 and 1965. He led the 1965 Husky squad in scoring (17.5) and rebounds (9.4) and was an honorable



Marv Harshman



Andy Russo

mention All-American. Nance served as an assistant coach at Washington (1967-70) under Mac Duckworth, his college coach, and Tex Winter. He later worked on Joe B. Hall's Kentucky staff (1974-76) as an assistant. Nance posted a 44-64 record as head coach at Iowa State (1977-80) and a 114-35 mark at Central Missouri State (1981-85) where his team won the 1984 NCAA Division II title. He became an assistant on the Fresno State staff in 1986 before beginning a three-year head coaching run at Saint Mary's (Calif.) between 1987-89. His Gael squads amassed a 61-27 record, capped by the school's finest campaign. The 1989 Saint Mary's team had a 25-5 record and earned an NCAA Tournament berth. Outside the basketball arena, Nance was also employed as an assistant Director of the Enforcement and Interpretations program for the NCAA and was a special agent with the FBI.

| Year | Record | Pct. | Conference | Pct. |
|-------|--------|------|------------|------|
| 1990 | 11-17 | .393 | 5-13 | .278 |
| 1991 | 14-14 | .500 | 5-13 | .278 |
| 1992 | 12-17 | .414 | 5-13 | .278 |
| 1993 | 13-14 | .481 | 7-11 | .389 |
| Total | 50-62 | .446 | 22-50 | .306 |

Bob Bender

The 17th coach in school history ... In nine years as Husky head coach, Bender compiled a 116-142 record and led the team to four postseason appearances ... His 116 victories are the fourth-highest total in UW history ... Improved Washington win total over four consecutive seasons (1994-98) ... That streak included a 20-10 record and NCAA Tournament Sweet 16 appearance in 1998 ... Also led team to NCAA Tournament the following season, finishing with a 17-12 record in 1999 ... Voted Pac-10 Coach of the Year in 1996 ... Coached at Illinois State prior to Washington, posting a 60-57 over four seasons ... Earned Missouri Valley Conference Coach of the Year honors in 1992 ... Served as an assistant coach at Duke under coach Mike Krzyzewski for six seasons in which the Blue Devils went to consecutive NCAA Tournaments ... Participated in 13 NCAA Tournaments, as a player (4), assistant coach (6) and head coach (3) ... As a player, averaged 23.0 points per game as a senior and was honored as a 1975 prep All-American and the Chicago Sun-Times Player of the Year ... Enrolled at Indiana University and was a member of the Hoosiers' 1976 championship team, the last NCAA squad to finish with an undefeated record (32-0) ... Transferred to Duke after his freshman year ... His 1978 Duke team was the national runner-up, making him the only player in NCAA history to play for two different teams in the national championship game ... After his junior season in 1979, Bender was selected by the San Diego Clippers in the sixth round of the NBA draft but did not sign in order to play his senior season ... He graduated from Duke in 1980 with a bachelor's degree in history ... Bender played during the preseason with the San Diego Clippers of the NBA ... Worked briefly at Duke as an assistant director of funding before moving into coaching ... Currently serving as an assistant coach with the Atlanta Hawks of the NBA after working two years on the Philadelphia 76ers' coaching staff from 2002-2004.

Bender's Coaching Record

| Year | Record | Pct. | Conference | Pct. |
|-------|---------|------|------------|------|
| 1994 | 5-22 | .185 | 3-15 | .111 |
| 1995 | 10-17 | .370 | 6-12 | .333 |
| 1996 | 16-12 | .571 | (NIT) | 9-9 |
| 1997 | 17-11 | .607 | (NIT) | 10-8 |
| 1998 | 20-10 | .667 | (NCAA) | 11-7 |
| 1999 | 17-12 | .586 | (NCAA) | 10-8 |
| 2000 | 10-20 | .333 | 5-13 | .278 |
| 2001 | 10-20 | .333 | 4-14 | .222 |
| 2002 | 11-18 | .379 | 5-13 | .278 |
| Total | 116-142 | .450 | 63-99 | .389 |

Lorenzo Romar

The 18th coach in school history ... Guided the UW to its first-ever Pac-10 regular-season title in 2009 ... UW to five overall and three-straight NCAA Tournaments berths, in 2004, 2005, 2006, 2009 and 2010 ... Directed the Huskies to three Sweet Sixteens including consecutive appearances (2005, 2006) for the first time ... Led Washington to Pac-10 Tournament Championship in 2005 and 2010 ... Honored at the 2006 Final Four as the winner of the John Wooden "Keys to Life" Award following a 2006 season in which he directed the Huskies to a 26-7 record ... Guided UW to three straight Pac-10 regular-season runner-up finishes, in 2004, 2005 and 2006 ... Coached the Huskies to a 29-6 record in 2005, tying the 1938 squad for the highest win total in school history ... That 2005 squad received the school's first No. 1 seed to the NCAA Tournament ... Voted the 2005 Pac-10 Coach of the Year and the Black Coaches Association National Coach of the Year ... Directed a spectacular turnaround during his second season as UW posted a 19-12 record in 2004 and participated in the NCAA Tournament for the first time since 1999 ... After opening the conference campaign with an 0-5 record, UW reeled off 12 wins in its final 13 Pac-10 outings. Capping the run was a 75-62 triumph over No. 1 and previously undefeated Stanford ... A point guard for the Huskies' 1979 and 1980 teams, he was hired on April 3, 2002 as the UW's first African-American head coach ... In three years at Saint Louis from 1999-2002, he compiled a 51-44 (.537) mark ... Romar led Pepperdine to a three-year record of 42-44 (.488) from 1996-99, including an NIT invitation in 1999 ... His first Saint Louis squad upset top-ranked Cincinnati en route to the Conference USA tournament title and automatic NCAA berth ... Graduated from Pius X High School in Compton, Calif. ... Earned his associate degree from Cerritos (Calif.) Community College in 1978 before studying at UW from 1978-80 ... Completed his degree at Cincinnati, receiving his bachelor's in criminal justice in 1992 ... Selected in the seventh round of the 1980 NBA Draft by the Golden State Warriors ... His five-year NBA career had stints at Golden State (1981-84), Milwaukee (1984) and Detroit (1984-85).

| Year | Record | Pct. | Conference | Pct. |
|-------|--------|------|------------|------|
| 2003 | 10-17 | .370 | 5-13 | .278 |
| 2004 | 19-12 | .613 | (NCAA) | 12-6 |
| 2005 | 29-6 | .829 | (NCAA) | 14-4 |
| 2006 | 26-7 | .788 | (NCAA) | 13-5 |
| 2007 | 19-13 | .594 | 8-10 | .444 |
| 2008 | 16-17 | .485 | (CBI) | 7-11 |
| 2009 | 26-9 | .743 | (NCAA) | 14-4 |
| 2010 | 26-10 | .722 | (NCAA) | 11-7 |
| Total | 171-91 | .653 | 84-60 | .597 |



Lynn Nance



Bob Bender



Lorenzo Romar

20-WIN SEASONS



1953 Washington Starters (from left): Doug McClary, Bob Houbregs, Charlie Koon, Joe Cipriano. (kneeling): Mike McCutchen

Throughout the proud 104-year history of Washington basketball, the Huskies have won at least 20 games on 24 occasions. They registered a 26-7 record in 2006, the second-straight 20-win season and, in 2009, went 26-9 and won the Pac-10 title.

During an 18-year stretch in Coach Hec Edmundson's tenure, Washington registered 20-win seasons 11 times, including a school-record 29 victories by the 1938 squad.

The 1953 UW squad posted a 28-3 record and advanced to the semi-final round of the NCAA Tournament before losing to Kansas 79-53. Washington finished third by virtue of an 88-69 triumph over Louisiana State in the Final Four's consolation game.

Bob Houbregs, a 1953 consensus All-American, was named to the the all-tournament team. Houbregs was also honored as the Helms Athletic Foundation's NCAA Player of the Year.

The Huskies were invited to post-season play six times during an eight-year span in the 1980s, including NCAA Tournament berths in three straight seasons from 1984-86. The Huskies were extended bids to the National Invitation Tournament in 1980, 1982 and 1987.

Washington had a four-year streak of postseason invitations from 1996-1999, including back-to-back NCAA Tournament appearances in 1998 and 1999 and NIT berths in 1996 and 1997. The Huskies capped the 1998 season with their first NCAA Tournament berth since 1986 and advanced to the Sweet 16 for the first time since 1984

In 2005, the Huskies tied the 68-year-old school record with 29 victories and received their first No. 1 seed to the NCAA Tournament.



Larry Jackson led all players with 27 points and 14 rebounds in the Huskies' 1975 upset of UCLA

Washington 103, UCLA 81

Feb. 22, 1975 • Hec Edmundson Pavilion

One of the most memorable games in Washington basketball history occurred February 22, 1975 when the underdog Huskies routed eventual national champion UCLA 103-81 in front of 10,000 spectators at Hec Edmundson Pavilion. It marked the final career defeat for legendary UCLA coach John Wooden who went on that season to guide the Bruins to eight more victories and his 10th NCAA title.

"I remember vividly my final visit to Seattle," Wooden remarks. "Washington, which was always well coached by Marv Harshman, defeated us soundly."

Five Huskies scored in double figures led by the 27 points of reserve Larry Jackson who also led all rebounders with 14. Clarence Ramsey scored 22 points, Larry Pounds had 18, James Edwards tallied 14 and Lars Hansen added 11 points. The Huskies took a 52-44 halftime advantage despite being outscored 16-0 at the free throw line.

Washington widened the lead, outscoring the Bruins 16-4 over the first five minutes of the second half. The hot-shooting Huskies converted 55 percent of their shots from the field while limiting UCLA to just 37 percent.

Forward Richard Washington and reserve Jim Spillane paced the Bruins with 19 points apiece. Dave Meyers chipped in 11 points.

Washington's 20-Win Seasons (24)

| Year | Record | Coach | Conference Finish |
|------|--------|---------------|--|
| 1928 | 22-6 | Hec Edmundson | First Pacific Coast Conference |
| 1930 | 21-7 | Hec Edmundson | First Pacific Coast Conference |
| 1931 | 25-3 | Hec Edmundson | First Pacific Coast Conference |
| 1933 | 22-26 | Hec Edmundson | Second Pacific Coast Conference |
| 1934 | 20-5 | Hec Edmundson | First Pacific Coast Conference |
| 1936 | 25-7 | Hec Edmundson | First Pacific Coast Conference |
| 1938 | 29-7 | Hec Edmundson | Second Pacific Coast Conference |
| 1939 | 20-5 | Hec Edmundson | Second Pacific Coast Conference |
| 1943 | 24-7 | Hec Edmundson | First Pacific Coast Conference (NCAA Elite Eight) |
| 1944 | 26-6 | Hec Edmundson | First Pacific Coast Conference |
| 1945 | 22-18 | Hec Edmundson | Second Pacific Coast Conference |
| 1948 | 23-11 | Art McLarney | First Pacific Coast Conference, tie (NCAA Elite Eight) |
| 1951 | 24-6 | Tippy Dye | First Pacific Coast Conference (NCAA Elite Eight) |
| 1952 | 25-6 | Tippy Dye | First Pacific Coast Conference |
| 1953 | 28-3 | Tippy Dye | First Pacific Coast Conference (NCAA Final Four, 3rd) |
| 1972 | 20-6 | Marv Harshman | Second Pacific-8 Conference |
| 1976 | 25-5 | Marv Harshman | Third Pacific-8 Conference (NCAA) |
| 1984 | 24-7 | Marv Harshman | First Pacific-10 Conference, tie (NCAA Sweet 16) |
| 1985 | 22-10 | Marv Harshman | First Pacific-10 Conference, tie (NCAA) |
| 1987 | 20-15 | Andy Russo | Third Pacific-10 Conference (NIT) |
| 1998 | 20-10 | Bob Bender | Fourth Pacific-10 Conference (NCAA Sweet 16) |
| 2005 | 29-6 | Lorenzo Romar | Second, Pac-10 Tournament Champion (NCAA Sweet 16) |
| 2006 | 26-7 | Lorenzo Romar | Second Pacific-10 Conference (NCAA Sweet 16) |
| 2009 | 26-9 | Lorenzo Romar | First Pacific-10 Conference (NCAA) |

REGULAR SEASON TOURNAMENT RESULTS

- 1970-71 Utah Classic, Salt Lake City, Utah**
UW 80, Navy 69
Utah 89, UW 78
- 1971-72 Far West Classic, Portland, Ore.**
#14 Florida State 85, UW 77
UW 100, Dartmouth 75
UW 100, Michigan 80
- 1972-73 Rainbow Classic, Honolulu, Hawai'i**
UW 86, Subpac 77 (Exhibition)
#11 North Carolina 89, UW 72
Hawaii 85, UW 75
- 1973-74 Far West Classic, Portland, Ore.**
UW 96, West Virginia 79
UW 83, Oregon 77
UW 65, Oregon State 56 — **1st place**
- 1974-75 Jayhawk Classic, Lawrence, Kan.**
UW 54, Temple 46
UW 74, #9 Kansas 64 — **1st place**
- Michigan Invitational, Ann Arbor, Mich.**
Manhattan 81, UW 73
Virginia Tech 88, UW 77
- 1975-76 Far West Classic, Portland, Ore.**
#13 UW 69, Florida State 54
#13 UW 70, Northwestern 57
#13 UW 83, Texas Tech 61 — **1st place**
- 1976-77 Cabrillo Classic, San Diego, Calif.**
UW 54, Texas-El Paso 49
UW 114, La Salle 94 — **1st place**
- 1977-78 Far West Classic, Portland, Ore.**
Villanova 78, UW 73
UW 70, Rice 57
UW 81, Illinois 68
- 1978-79 Indiana Classic, Bloomington, Ind.**
UW 68, Army 67
Indiana 73, UW 56
- Far West Classic, Portland, Ore.**
Indiana 71, UW 57
UW 85, Wyoming 74
WSU 60, UW 47
- 1979-80 Blade-Glass City Classic, Toledo, Ohio**
UW 92, Bowling Green 62
UW 71, Toledo 70 (ot) — **1st place**
- 1980-81 Industrial Classic, Providence, R.I.**
UW 60, Providence 51
Utah State 80, UW 78
- Pillsbury Classic, Minneapolis, Minn.**
Texas Tech 98, UW 85 (2ot)
UW 68, Yale 62
- 1982-83 Great Alaska Shootout, Anchorage, Alaska**
UW 62, Alaska-Anchorage 50
#7 Louisville 58, UW 47
UW 76, Clemson 66
- 1983-84 Cabrillo Classic, San Diego, Calif.**
Virginia 65, UW 61
UW 62, East Tennessee State 54
- 1984-85 Sun-Met Classic, Fresno, Calif.**
UW 66, Ball State 55
UW 53, Fresno State 45 — **1st place**
- Rainbow Classic, Honolulu, Hawai'i**
#11 UW 72, Iowa State 59
#10 Georgia Tech 65, #11 UW 58
#11 UW 81, Hawaii 63

- 1985-86 Preseason NIT, Denver, Colo.**
UW 82, Texas-El Paso 53
#5 Kansas 69, UW 64
- First Bank Tulsa Classic, Tulsa, Okla.**
Jacksonville 67, UW 65
McNeese State 96, UW 92 (ot)
- 1986-87 Great Alaska Shootout, Anchorage, Alaska**
Utah State 81, UW 72
UW 69, Louisville 54
Alaska-Anchorage 77, UW 75
- Far West Classic, Portland, Ore.**
Louisiana Tech 88, UW 87
UW 72, Idaho 53
UW 84, Southwest Louisiana 74
- 1987-88 Utah Classic, Salt Lake City, Utah**
Northeast Louisiana 77, UW 64
UW 70, Fairfield 60
- 1988-89 Palm Beach Classic, Palm Beach, Fla.**
Wichita State 92, UW 72
Pennsylvania 70, UW 69
- 1990-91 Sun Carnival Classic, El Paso, Texas**
Southwest Missouri State 68, UW 61
UW 59, Texas Tech 57
- 1991-92 Preseason NIT, Austin, Tex.**
Texas 104, UW 83
- Illini Classic, Champaign, Ill.**
UW 61, South Carolina State 47
Illinois 76, UW 55
- 1992-93 US West Tournament, Seattle**
UW 73, Boise State 63
Rice 68, UW 60
- 1993-94 US West Tournament, Seattle**
Pennsylvania 71, UW 68
UW 57, Pacific 45
- 1994-95 US West Tournament, Seattle**
UW 64, Idaho 44
UW 65, Michigan 61 — **1st place**
- 1995-96 US West Tournament, Seattle**
UW 82, Leigh 66
UW 62, Gonzaga 58 — **1st place**

- 1998-99 Big Island Invitational, Hilo, Hawai'i**
UW 81, Hawaii-Hilo 47
UW 69, Saint Louis 60
UW 76, Georgia Tech 60 — **1st place**
- 1999-00 Great Alaska Shootout, Anchorage, Alaska**
UW 86, Alaska-Anchorage 70
Georgia Tech 82, UW 65
Xavier 81, UW 65
- 2000-01 Puerto Rico Holiday Classic, San Juan, P.R.**
UW 67, American-Puerto Rico 47
Alabama 69, UW 60
UW 77, Clemson 76 (ot)
- 2001-02 Top of the World Classic, Fairbanks, Alaska**
UW 82, Alaska-Fairbanks 70
UW 81, Bowling Green 74
Butler 67, UW 64 — **2nd place**
- 2004-05 Great Alaska Shootout, Anchorage, Alaska**
UW 78, Utah 71
UW 96, Oklahoma 91
UW 79, Alabama 76 — **1st place**
- 2005-06 BCA Classic, Seattle**
UW 118, Morgan State 51
UW 87, Wisconsin-Green Bay 54
UW 85, Air Force 74 — **1st place**
- 2006-07 Basketball Travelers Classic, Seattle**
UW 99, Pepperdine 91
UW 102, Nicholls State 74
UW 70, Northern Iowa 61 — **1st place**
- 2007-08 NIT Season Tip-off, Seattle / New York**
UW 88, New Jersey Tech 47
UW 83, Utah 77
Texas A&M 77, UW 63
Syracuse 91, UW 85
- 2008-09 CBE Classic, Seattle / Kansas City, Mo.**
UW 78, Cleveland State 63
UW 74 Florida International 51
Kansas 73, UW 54
Florida 86, UW 84
- 2009-10 Athletes In Action Classic, Seattle**
UW 75, Wright State 69
UW 96, Belmont 78
UW 111, Portland State 55



2005 BCA Classic Champions

PAC-10 TOURNAMENT HISTORY



For the 14th time in its history, and 10th consecutive season, the Pacific-10 Conference will hold a postseason basketball tournament to determine the league's automatic berth in the NCAA Men's Basketball Tournament.

All 10 Pac-10 teams will participate in the 2011 Pac-10 Tournament, scheduled for Wednesday-Saturday, March 9-12 at the Staples Center in Los Angeles.

Fox Sports Net will broadcast every preliminary game, March 9-11, while the Championship game will be televised by CBS at 3 p.m. PST on Saturday, March 12.

The original incarnation of the Pac-10 Tournament ran from 1987-90. The inaugural event was held following the 1986-87 season at Pauley Pavilion in Los Angeles. Tournaments were also held in Tucson, Ariz., (1988), Los Angeles (1989), Tempe, Ariz. (1990), and Los Angeles' Staples Center (2002-08) as well.

UCLA captured the first Pac-10 Tournament title on its home court in 1987 before Arizona won four consecutive championships from 1988-1990 and 2002. Oregon won in 2003 and Stanford captured the postseason tournament title in 2004, courtesy of a 77-66 victory over Washington. The Cardinal also won the 2008 title.

The Huskies won their first tournament championship in 2005 with an 81-72 triumph over regular-season winner Arizona. Washington earned its second championship in 2010 when they defeated regular-season champion California 79-75. UW also advanced to the tournament championship game in 1987 and 2004.

Prior to announcing the return of the tournament on Oct. 23, 2000, the Pacific-10 Conference was one of just two NCAA Division I leagues (Ivy) in the nation without a postseason tournament.

Composite Pac-10 Tournament Standings

| Team | W | L | Pct. | Titles |
|------------------|----|----|------|--------|
| Arizona | 17 | 9 | .654 | 4 |
| Washington | 13 | 10 | .565 | 2 |
| Oregon | 13 | 10 | .565 | 2 |
| UCLA | 14 | 11 | .560 | 2 |
| USC | 12 | 10 | .545 | 1 |
| Stanford | 13 | 11 | .542 | 2 |
| California | 11 | 13 | .458 | |
| Oregon State | 5 | 11 | .313 | |
| Washington State | 5 | 11 | .313 | |
| Arizona State | 5 | 12 | .294 | |

Pac-10 Tournament Champions

| | |
|------|------------|
| 1987 | UCLA |
| 1988 | Arizona |
| 1989 | Arizona |
| 1990 | Arizona |
| 2002 | Arizona |
| 2003 | Oregon |
| 2004 | Stanford |
| 2005 | WASHINGTON |
| 2006 | UCLA |
| 2007 | Oregon |
| 2008 | Stanford |
| 2009 | USC |
| 2010 | WASHINGTON |

UW Tournament Record Against ...

| Team | W | L | Last Meeting |
|------------------|---|---|-------------------|
| Arizona | 2 | 0 | 2005 Final |
| Arizona State | 3 | 2 | 2009 Semifinal |
| California | 1 | 1 | 2010 Final Round |
| Oregon | 1 | 2 | 2006 Quarterfinal |
| Oregon State | 1 | 1 | 2010 Quarterfinal |
| Stanford | 4 | 1 | 2010 Semifinal |
| UCLA | 1 | 2 | 2004 Quarterfinal |
| USC | 0 | 0 | |
| Washington State | 0 | 1 | 2007 Quarterfinal |



The 2006 Huskies won the Pac-10 Tourney en route to a 26-7 record and Sweet Sixteen appearance

1987 – Pauley Pavilion/Los Angeles

Defeated Stanford, 86-71, March 6, Quarterfinal
 Defeated Oregon, 70-56, March 7, 1987, Semifinal
 Lost to #18 UCLA, 64-76, March 8, 1987; Championship

All-Tournament Team

Chris Welp, Washington
 Phil Zevenbergen, Washington

1988 – McKale Center/Tucson, Ariz.

Defeated Arizona State, 96-86, March 10, First Round
 Lost to Oregon State, 61-80, March 11, Quarterfinal

1989 – Great Western Forum/Los Angeles

Lost to UCLA, 54-64, March 9, Quarterfinal

1990 – University Activity Center/Tempe, Ariz.

Lost to Arizona State, 51-57, March 8, 1990, First Round

2002 – Staples Center/Los Angeles

Lost to Oregon, 64-86, March 7, Quarterfinal

2004 – Staples Center/Los Angeles

Defeated UCLA, 91-83, March 11, Quarterfinal
 Defeated #21 Arizona, 90-85, March 12, Semifinal
 Lost to #2 Stanford, 66-77, March 13, Championship

All-Tournament Team

Nate Robinson, Washington

2005 – Staples Center/Los Angeles

Defeated Arizona State, 95-90 (ot), March 10, Quarters
 Defeated Stanford, 66-63, March 11, Semifinal
 Defeated #8 Arizona, 81-72, March 12, Championship

All-Tournament Team

Nate Robinson, Washington
 Tre Simmons, Washington

2006 – Staples Center/Los Angeles

Lost to Oregon, 73-84, March 9, Quarterfinal

All-Tournament Team

Brandon Roy, Washington

2007 – Staples Center/Los Angeles

Defeated Arizona State, 59-51, March 7, First Round
 Lost to Washington State, 64-74, March 8, Quarterfinal

2008 – Staples Center/Los Angeles

Lost to California 84-81, March 12, First Round

2009 – Staples Center/Los Angeles

Defeated Stanford, 85-73, March 12, Quarterfinals
 Lost to Arizona State, 65-75, March 13, Semifinals

2010 – Staples Center/Los Angeles

Defeated Oregon State, 59-52, March 11, Quarterfinals
 Defeated Stanford, 79-64, March 12, Semifinals
 Defeated California, 79-75, March 13, Finals

All-Tournament Team

Isaiah Thomas, Washington (Most Outstanding Player)
 Quincy Pondexter, Washington

UW Single-Game Team Records

Points

UW 96, vs. Arizona State, 3/10/87
 OPP 90, Arizona State, 3/10/05

Field Goals Made

UW 34, vs. Stanford, 3/6/87
 OPP 32, Arizona State, 3/10/88
 32, Oregon State, 3/11/88
 32, Stanford, 3/13/04

Field Goals Attempted

UW 70, vs. UCLA, 3/8/87
 OPP 73, Stanford, 3/12/09

Field Goal Percent

UW .620 (31-50), vs. Arizona State, 3/10/88
 OPP .542 (32-59), Oregon State, 3/11/88

3-Pointers Made

UW 12, Arizona, 3/12/04
 OPP 11, Oregon, 3/7/02

3-pointers Attempted

UW 27, vs. Arizona, 3/12/05
 OPP 27, Oregon, 3/9/06

Free Throws Made

UW 30, vs. Arizona State, 3/10/88
 OPP 25, California, 3/12/08

Free Throws Attempted

UW 36, vs. Arizona State, 3/10/88
 OPP 35, California, 3/12/08

Free Throw Percent (min. 5 att.)

UW .944 (17-18), vs. California, 3/13/10
 OPP .960 (24-25), Arizona, 3/12/04

Rebounds

UW 48, vs. Stanford, 3/12/09
 OPP 43, California, 3/12/08

Assists

UW 20, vs. Arizona, 3/12/04
 OPP 18, on two occasions

Blocked Shots

UW 7, vs. Stanford, 3/12/10
 OPP 9, Oregon, 3/7/02

Steals

UW 12, vs. Stanford, 3/12/09
 OPP 10, Oregon, 3/9/06 & Stanford, 3/12/09



Will Conroy's nine assists against Arizona in the 2004 Pac-10 Tournament remains a UW-best.

UW Individual Records

Points Scored

UW 30, Brandon Roy vs. Oregon, 3/9/06
 OPP 37, Salim Stoudamire, Arizona, 3/12/05

Field Goals Made

UW 9, Phil Zevenbergen vs. Stanford, 3/6/87
 9, Chris Welp vs. UCLA, 3/8/87
 9, Nate Robinson vs. Arizona State, 3/10/05
 9, Brandon Roy vs. Oregon, 3/9/06
 9, Quincy Pondexter vs. California, 3/12/08
 OPP 12, Martin, Oregon State, 3/11/88
 12, Hassan Adams, Arizona, 3/12/04
 12, Salim Stoudamire, Arizona, 3/12/05

Field Goals Attempted

UW 20, Chris Welp vs. UCLA, 3/8/87
 OPP 22, Anthony Taylor, Oregon, 3/7/87

Field Goals Percent (min. 10 att.)

UW .750 (9-12), Phil Zevenbergen vs. Stanford, 3/6/87
 OPP .750 (12-16), Martin, Oregon State 3/11/88

3-Pointers Made

UW 5, Tre Simmons vs. Arizona, 3/12/04
 OPP 7, Salim Stoudamire, Arizona, 3/12/05

3-Pointers Attempted

UW 12, Isaiah Thomas vs. Oregon State, 3/11/10
 OPP 14, Chamberlain Oguchi, Oregon, 3/9/05

Free Throws Made

UW 9, Quincy Pondexter vs. Stanford, 3/12/10
 OPP 9, Anthony Goods, Stanford, 3/12/09

Free Throws Attempted

UW 11, Brandon Roy vs. Oregon, 3/9/06
 OPP 12, Wright, Stanford, 3/6/87

Free Throw Percent (min. 5 att.)

UW 1.000 (9-9), Quincy Pondexter vs. Stanford, 3/12/10
 OPP 1.000 (9-9), Anthony Goods, Stanford, 3/12/09

Rebounds

UW 13, Phil Zevenbergen vs. Stanford, 3/6/87
 13, Chris Welp vs. UCLA, 3/8/87
 OPP 16, Ryan Anderson, California, 3/12/08

Assists

UW 9, Will Conroy vs. Arizona, 3/12/04
 OPP 12, David Girley, Oregon, 3/7/87

Blocked Shots

UW 4, Tyreese Breshers vs. California, 3/13/10
 OPP 5, Ike Diogu, Arizona State, 3/10/05

Steals


UW 4, Greg Hill vs. Stanford, 3/6/87
 OPP 5, Hassan Adams, Arizona, 3/12/04
 5, Jorge Gutierrez, California, 3/13/10



Quincy Pondexter tied a UW record with nine field goals against Cal in 2008.



Chris Welp was inducted into the Pac-10 Hall of Honor in 2008.



Nate Robinson is the only Husky to earn two Pac-10 All-Tournament honors.

NCAA TOURNAMENT RESULTS



1943 (0-2)

Lost to Texas, 59-56 (Bill Morris, 22)
Western Regional Semifinal, Kansas City, Mo.

Lost to Oklahoma, 43-48 (Bill Taylor, 16)
West Regional Third Place Game, Kansas City, Mo.

1948 (1-1)

Lost to Baylor, 62-64 (Jack Nichols, 17)
Western Regional Semifinal, Kansas City, Mo.

Defeated Wyoming, 57-47 (Jack Nichols, 22)
West Regional Third Place Game, Kansas City, Mo.

1951 (2-1)

Defeated Texas A&M, 62-40 (Frank Guisness, 16)
1st Round, West Regionals, Kansas City, Mo.

Lost to Oklahoma A&M, 57-61 (Bob Houbregs, 19)
Western Regional Semifinal, Kansas City, Mo.

Defeated BYU, 80-67 (Bob Houbregs, 23)
West Regional Third Place Game, Kansas City, Mo.

1953 (3-1)

Defeated Seattle Univ., 92-70 (Bob Houbregs, 45)
Western Regional Semifinals, Corvallis, Ore.

Defeated Santa Clara, 74-62 (Bob Houbregs, 34)
Western Regional Finals, Corvallis, Ore.

Lost to Kansas, 53-79 (Bob Houbregs, 18)
NCAA Final Four, Kansas City, Mo.

Defeated LSU, 88-69 (Bob Houbregs, 42)
National Third Place Game, Kansas City, Mo.

1976 (0-1)

Lost to Missouri, 67-69 (Lars Hansen/Clarence Ramsey, 14)
1st Round, Midwest Subregionals, Lawrence, Kan.

1984 (2-1) — No. 6 seed

Defeated Nevada-Reno, 64-54 (D. Schrempf, 23)
1st Round, Western Subregionals, Pullman, Wash.

Defeated Duke, 80-78 (Detlef Schrempf, 30)
2nd Round, Western Subregionals, Pullman, Wash.

Lost to Dayton, 58-64 (Detlef Schrempf, 18)
Western Regional Semifinals, Los Angeles, Calif.

1985 (0-1) — No. 5 seed

Lost to Kentucky, 58-66 (Paul Fortier/Detlef Schrempf, 16)
West Subregionals, Salt Lake City, Utah

1986 (0-1) — No. 12 seed

Lost to Michigan State, 70-72 (Chris Welp, 22)
Midwest Subregionals, Dayton, Ohio

1998 (2-1) — No. 11 seed

Defeated Xavier, 69-68 (Watts & Luton, 17)
1st Round, Washington, D.C.

Defeated Richmond, 81-66 (Todd MacCulloch, 31)
2nd Round, Washington, D.C.

Lost to Connecticut, 74-75 (Donald Watts, 22)
Regional Semifinal, Greensboro, N.C.

1999 (0-1) — No. 7 seed

Lost to Miami (Ohio), 58-59 (Donald Watts, 28)
1st Round, New Orleans, La.

2004 (0-1) — No. 8 seed

Lost to UAB, 100-102 (Nate Robinson, 27)
1st Round, Columbus, Ohio

2005 (2-1) — No. 1 seed

Defeated Montana, 88-77 (Brandon Roy, 17)
1st Round, Boise, Idaho

Defeated Pacific, 97-79 (Nate Robinson, 23)
2nd Round, Boise, Idaho

Lost to Louisville, 79-93 (Jamaal Williams, 18)
Regional Semifinal, Albuquerque, N.M.

2006 (2-1) — No. 5 seed

Defeated Utah State, 75-61 (Brandon Roy, 28)
1st Round, San Diego, Calif.

Defeated Illinois 67-64 (Brandon Roy 21)
2nd Round, San Diego, Calif.

Lost to Connecticut, 92-98 ot (Jamaal Williams, 27)
Regional Semifinal, Washington, D.C.

2009 (1-1) — No. 4 seed

Defeated Mississippi State, 75-61 (Quincy Pondexter, 23)
1st Round, Portland, Ore.

Lost to Purdue 74-76 (Isaiah Thomas, 24)
2nd Round, Portland, Ore.

2010 (2-1) — No. 11 seed

Defeated Marquette, 80-78 (Isaiah Thomas, 19)
1st Round, San Jose, Calif.

Defeated New Mexico, 82-67 (Quincy Pondexter, 18)
2nd Round, San Jose, Calif.

Lost to West Virginia, 56-69 (Justin Holiday, 14)
Regional Semifinal, Syracuse, N.Y.



Individual Records

Points

UW 45, Bob Houbregs vs. Seattle U., 3/13/53
 OPP 43, Wally Szczerbiak, Miami (Ohio), 3/12/99

Field Goals Made

UW 20, Bob Houbregs vs. Seattle U., 3/13/53
 OPP 18, Wally Szczerbiak, Miami (Ohio), 3/12/99

Field Goals Attempted

UW 25, Bob Houbregs vs. BYU, 3/24/51
 OPP 33, Wally Szczerbiak, Miami (Ohio), 3/12/99

Field Goals Percent (min. 10 att.)

UW .800 (8-10) Shag Williams vs. Michigan St., 3/13/86
 OPP .846 (11-13) Darryl Johnson, Michigan St., 3/13/86

Free Throws Made

UW 10, Bob Houbregs vs. Santa Clara, 3/14/53
 10, Greg Hill vs. Montana State, 3/11/87
 OPP 13, Demario Eddins, UAB, 3/19/04

Free Throws Attempted

UW 14, Donald Watts vs. Xavier, 3/12/98
 OPP 15 Demario Eddins, UAB, 3/19/04

Free Throw Percent (min. 5 att.)

UW 8-8, Donald Watts vs. Miami (Ohio), 3/12/99
 OPP 11-11, Marcus Williams, Connecticut, 3/24/06

Rebounds

UW 18, Todd MacCulloch vs. Richmond, 3/14/98
 18, Jon Brockman, Purdue, 3/21/09
 OPP 12, Wally Szczerbiak, Miami (Ohio), 3/12/99

Assists

UW 12, Alvin Vaughn vs. Duke, 3/18/94
 OPP 9, Tommy Amaker, Duke, 3/18/84

Blocked Shots

UW 5, Matthew Bryan-Amaning vs. W. Virg, 3/25/10
 OPP 3, Wally Szczerbiak, Miami (Ohio), 3/12/99

Steals

UW 5, Justin Holiday, vs. W. Virginia, 3/25/10
 OPP 6, Smith, Missouri, 3/13/76

Team Records

Points

UW 100, vs. UAB, 3/19/04
 OPP 102, UAB, 3/19/04

Field Goals Made

UW 39, vs. Seattle University, 3/13/53
 OPP 33, Montana, 3/17/05

Field Goals Attempted

UW 87, vs. Brigham Young, 3/24/51
 OPP 70, Kansas, 3/17/53
 70, Brigham Young, 3/24/51

Field Goal Percent (min. 10 att.)

UW .705 (31-44) vs. Duke, 3/18/84
 OPP .596 (31-52) Michigan State, 3/13/86

Free Throws Made

UW 24, vs. UAB, 3/19/04
 OPP 34, Connecticut, 3/24/06

Free Throws Attempted

UW 36, vs. Santa Clara, 3/14/53
 OPP 44, UAB, 3/19/04

Free Throw Percent (min. 5 att.)

UW .889 (16-18) vs. Baylor, 3/19/48
 OPP .913 (21-23) Connecticut, 3/19/98

Rebounds

UW 45, vs. Missouri, 3/13/76
 45, vs. Richmond, 3/14/98
 45, vs. Mississippi State, 3/19/09
 OPP 49, West Virginia, 3/25/10

Assists

UW 21, vs. Marquette, 3/18/10
 21 vs. New Mexico, 3/20/10
 OPP 23, UAB, 3/19/04

Blocked Shots

UW 8, vs. West Virginia, 3/25/10
 OPP 5, Connecticut, 3/24/06

Steals


UW 19, vs. Connecticut, 3/24/06
 OPP 14, Xavier, 3/12/98



Donald Watts went 8-for-8 from the line against Xavier in 1988



Hakeem Rollins blocked 4 shots vs. UAB in 2004



Bob Houbregs scored 45 points against Seattle University in 1953




In 2006, Washington were an overtime loss away from the regional finals.


HUSKIES DRAFTED BY THE NBA



Brandon Roy



Phil Zevenbergen



Jack Nichols

| | | | | |
|-------------|---------------------|---------------|-----|-----|
| 2010 | Quincy Pondexter | Oklahoma City | 1st | 26 |
| 2009 | Jon Brockman | Portland | 2nd | 38 |
| 2007 | % Spencer Hawes | Sacramento | 1st | 10 |
| 2006 | Brandon Roy | Minnesota | 1st | 6 |
| | Bobby Jones | Minnesota | 2nd | 47 |
| 2005 | ** Martell Webster | Portland | 1st | 6 |
| | % Nate Robinson | Phoenix | 1st | 21 |
| 2002 | # Dan Dickau | Sacramento | 1st | 28 |
| 1999 | Todd MacCulloch | Philadelphia | 2nd | 47 |
| | # Roberto Bergersen | Atlanta | 2nd | 52 |
| 1997 | % Mark Sanford | Miami | 2nd | 30 |
| 1996 | # Mark Pope | Indiana | 2nd | 52 |
| 1993 | Rich Manning | Atlanta | 2nd | 40 |
| 1987 | Chris Welp | Philadelphia | 1st | 16 |
| | Phil Zevenbergen | San Antonio | 3rd | 50 |
| 1986 | Paul Fortier | Washington | 5th | 104 |
| 1985 | Detlef Schrempf | Dallas | 1st | 8 |
| 1983 | Brad Watson | Seattle | 5th | 109 |
| 1982 | Dan Caldwell | New York | 3rd | 52 |
| | Steve Burks | Seattle | 8th | 180 |
| | Ken Lyles | Denver | 9th | 199 |
| 1981 | Petur Gudmundsson | Portland | 3rd | 61 |
| | Andra Griffin | Seattle | 5th | 99 |
| | Bob Fronk | Indiana | 6th | 129 |
| 1980 | Lorenzo Romar | Golden State | 7th | 141 |
| 1978 | Kim Stewart | Los Angeles | 6th | 126 |

| | | | | |
|-------------|-----------------|---------------|------|-----|
| 1977 | James Edwards | Los Angeles | 3rd | 46 |
| | Lars Hansen | Los Angeles | 7th | 152 |
| 1976 | Lars Hansen | Chicago | 3rd | 37 |
| | Clarence Ramsey | Kansas City | 4th | 54 |
| 1975 | Larry Pounds | Golden State | 5th | 87 |
| 1974 | Ray Price | New Orleans | 4th | 64 |
| 1973 | Louie Nelson | Capital | 2nd | 19 |
| 1972 | Steve Hawes | Cleveland | 2nd | 24 |
| | Charles Dudley | San Francisco | 5th | 76 |
| 1970 | George Irvine | Seattle | 8th | 125 |
| | Jay Bond | San Diego | 15th | 214 |
| 1968 | Dave Carr | Chicago | 14th | 171 |
| 1967 | Gordy Harris | Seattle | 6th | 67 |
| 1965 | Lynn Nance | St. Louis | 4th | 28 |
| 1962 | Bill Hanson | Chicago | 6th | 46 |
| 1959 | Doug Smart | Detroit | 7th | 50 |
| | Bruno Boin | Detroit | 10th | 69 |
| 1958 | Bruno Boin | St. Louis | 9th | 68 |
| 1955 | Dean Parsons | Boston | 11th | n/a |
| 1953 | Bob Houbregs | Milwaukee | 1st | 3 |
| | Joe Cipriano | Milwaukee | 5th | n/a |
| 1952 | Frank Guisness | Baltimore | 4th | n/a |
| 1949 | Bill Vandenburg | Boston | 6th | n/a |
| 1948 | Jack Nichols | Washington | 1st | 12 |

% - Early draft entry
 # - Started career at Washington
 ** - Committed to Washington but never played

Jon Brockman

Sacramento Kings, 2010
Milwaukee Bucks, 2010-present

Will Conroy

Memphis Grizzlies, 2006-07
Los Angeles Clippers, 2007-08
Houston Rockets, 2010

Dan Dickau

Atlanta Hawks, 2002-2004
Portland Trailblazers, 2004
Dallas Mavericks, 2004-05
New Orleans Hornets, 2004-05
Boston Celtics, 2005-06
Portland Trailblazers, 2006-2007

Charles Dudley

Seattle Supersonics, 1973
Golden State Warriors, 1975-78
Chicago Bulls, 1979

James Edwards

Los Angeles Lakers, 1978, 1993-94
Indiana Pacers, 1978-83
Phoenix Suns, 1983-87
Detroit Pistons, 1988-91
Los Angeles Clippers, 1991-92
Portland Trailblazers, 1994-95
Chicago Bulls, 1995-1996

Chuck Gilmur

Chicago, 1947-50
Washington, 1950-51

Petur Gudmundsson

Portland Trailblazers, 1982-83
Los Angeles Lakers, 1986-87

Lars Hansen

Chicago Bulls, 1976
Seattle Supersonics, 1979
Kansas City Royals, 1980

Spencer Hawes

Sacramento Kings, 2007-2010
Philadelphia 76ers, 2010-present

Steve Hawes

Cleveland Cavaliers, 1972
Houston Rockets, 1975-76
Portland Trailblazers, 1976
Atlanta Hawks, 1977-83
Seattle Supersonics, 1983-84

Bob Houbregs

Milwaukee, 1954
Baltimore, 1954-55
Boston, 1955
Fort Wayne, 1955-57
Detroit, 1958

George Irvine

Virginia Squires, 1971-75
Denver Nuggets, 1976

Bobby Jones

Philadelphia, 2006-07
Memphis Grizzlies, 2007-2008
Houston Rockets, 2007-2008
Miami Heat, 2007-2008
San Antonio Spurs, 2007-2008
Denver Nuggets, 2007-2008

Todd MacCulloch

Philadelphia 76ers, 1999-01, 2002-2004
New Jersey Nets, 2001-02

Rich Manning

Vancouver Grizzlies, 1996-97
Los Angeles Clippers, 1997-1998

Louis Nelson

Capital Bullets, 1974
New Orleans Jazz, 1975-76
San Antonio Spurs, 1977
Kansas City Royals, 1978
New Jersey Nets, 1978

Jack Nichols

Washington, 1949-50
Tri-Cities, 1950-51
Milwaukee, 1953-54
Boston, 1954-58

Quincy Pondexter

New Orleans Hornets, 2010

Mark Pope

Indiana Pacers, 1997-1999
Milwaukee Bucks, 2000-2003

Eldridge Recasner

Denver Nuggets, 1994-95
Houston Rockets, 1995-96
Atlanta Hawks, 1996-98
Charlotte Hornets, 1998-2002

Nate Robinson

New York Knicks, 2005-2010
Boston Celtics, 2010-present

Lorenzo Romar

Golden State Warriors, 1980-83
Milwaukee Bucks, 1984
Detroit Pistons, 1984-85

Brandon Roy

Portland Trailblazers, 2006-present

Mark Sanford

Miami Heat, 1998
Sacramento Kings, 1999

Detlef Schrempf

Dallas Mavericks, 1986-89
Indiana Pacers, 1989-1993
Seattle Sonics, 1994-1999
Portland Trail Blazers, 1999-2001

Martell Webster

Portland Trailblazers, 2005-2010
Minnesota Timberwolves, 2010-present

Chris Welp


Philadelphia 76ers, 1988-89
San Antonio Spurs, 1990
Golden State Warriors, 1990

Phil Zevenbergen

San Antonio Spurs, 1988



Spencer Hawes



Nate Robinson

WANT MORE HUSKY MEN'S BASKETBALL?

For up-to-the-minute news, scores, and videos, follow the Huskies on



GoHUSKIES.COM



<http://www.facebook.com/UWMensBasketball>



<http://twitter.com/UWSportsNews>



<http://www.You-tube.com/JWAllHusky>

GO PURPLE, BE GOLD.

GoHUSKIES.COM

