



Graduation Project

Sophomore year

Requirements

- ❖ Interviews
- ❖ Training Programs or 2 year/4 year College Research
- ❖ Update résumé
- ❖ Community Service

Interview

- ❖ Must complete 3 interviews
- ❖ One may be a family member
- ❖ One may be from Career Cruising

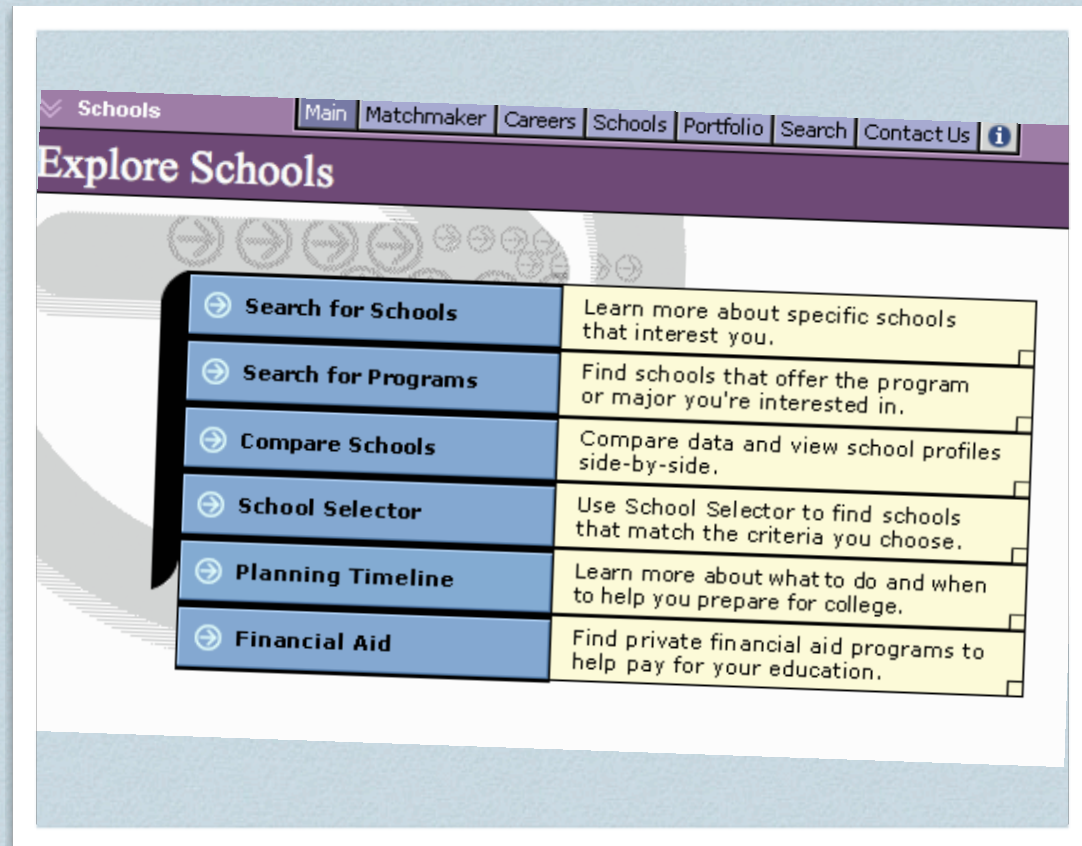
GRADUATION PROJECT Your Name _____

INTERVIEW QUESTIONNAIRE (3 Interviews) Sophomore Year _____

Questions	Name _____ (Person interviewed)
How did you become interested in this kind of work?	Job Title _____
What personal qualities does a person need to be successful in this occupation?	
What are some of the more satisfying features of this work?	
What disadvantages are there in this type of position?	
What are some things I can do now to prepare for this kind of work?	
What future training or education will I need?	
In what special skills or procedures should I be proficient?	
What opportunities are there for advancement?	
Does this work involve any special expenses, such as dues, equipment, and uniforms?	
What are the beginning and the top salaries in this occupation?	
What is the length of time you have been at your current position?	

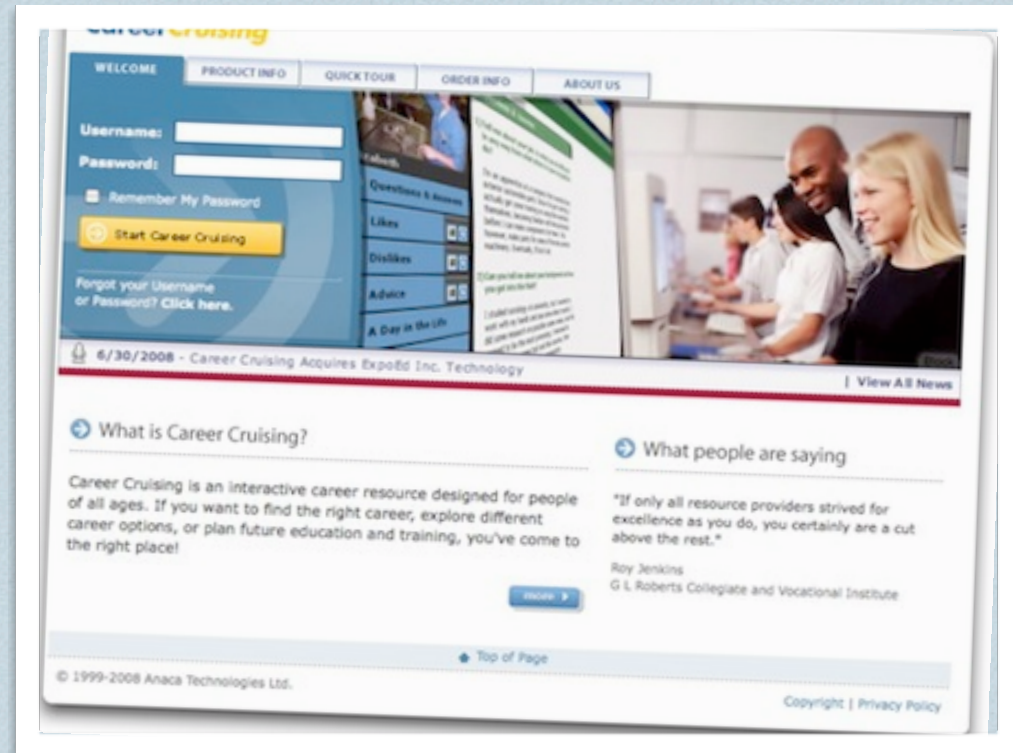
Explore Schools

- ❖ Complete this requirement on Career Cruising
- ❖ Investigate three training facilities or colleges
- ❖ Save this to your portfolio




Update Résumé

- ❖ Log into Career Cruising
- ❖ Revise objective
- ❖ Add work experience, community service and activities



Community Service

- ❖ 10 hours
- ❖ For opportunities check website
- ❖ Answer 4 questions for each Community Service project



Penn Manor HS, P.O. Box 1001, Millersville, PA 17551
Phone 717.872.9520 Fax 717.872.0934

**GRADUATION PROJECT – COMMUNITY SERVICE
VERIFICATION FORM**

Students must complete 10 hours of community service per year in grades 9, 10, and 11.

Complete this form, and obtain signatures for each volunteer site as part of your graduation project. You may also place any letters or other documentation provided from your site supervisor into your portfolio. In order to attain an ADVANCED rating on your final evaluation, you should complete more than the ten required hours.

On a separate sheet, please reflect on your service experience, and include responses to the following questions:

- Did you see a connection to a future career?
- What did you learn from this experience?
- What did you enjoy about this work?
- What job skills were necessary to complete this work successfully?

STUDENT NAME: _____ GRADE: 9 10 11

Organization Name:		
Site Supervisor Name:		
Supervisor Phone Number:		
Date(s) of Service:		
Total Time Spent:		
Supervisor Signature:		
Brief Description of Tasks:		

TOTAL HOURS FOR CURRENT SCHOOL YEAR: _____
*Submit this form no later than the first week of school, i.e. 9th grade hours due at beginning of 10th grade.

Other Suggestions

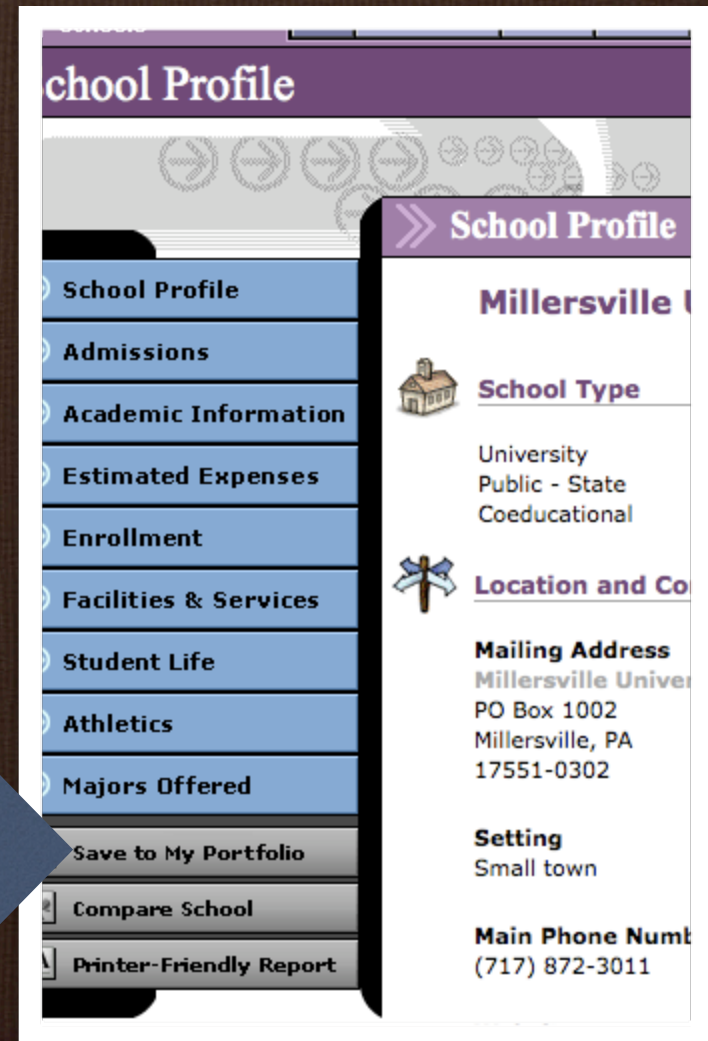
Revise Assessments

Compare Schools

Explore Pathways (Career)

Planning Timeline (Schools)

Always...Save to My
Portfolio!



The screenshot shows a web interface for a school profile. On the left is a vertical navigation menu with blue buttons for: School Profile, Admissions, Academic Information, Estimated Expenses, Enrollment, Facilities & Services, Student Life, Athletics, Majors Offered, Save to My Portfolio, Compare School, and Printer-Friendly Report. The main content area on the right is titled 'School Profile' and features a purple header. Below the header, it displays 'Millersville U' and 'School Type' (University, Public - State, Coeducational) with a schoolhouse icon. It also shows 'Location and Co' with a location pin icon, 'Mailing Address' (Millersville Univer, PO Box 1002, Millersville, PA, 17551-0302), 'Setting' (Small town), and 'Main Phone Num' ((717) 872-3011).