



ADOBE® TECHNICAL COMMUNICATION SUITE 3

Efficiently author, creatively enrich, quickly review, and easily publish technical documentation to multiple channels and devices

ADOBE FRAMEMAKER® 10

ADOBE ROBOHELP® 9

ADOBE PHOTOSHOP® CS5

ADOBE CAPTIVATE® 5

ADOBE ACROBAT® X PRO

Additional components:

ADOBE BRIDGE CS5

Streamline your technical communication workflow

Advantages of Adobe Technical Communication Suite 3 software

- Expand your output options with enhanced publishing capabilities. Leverage the versatility of the Adobe RoboHelp application to reach a wider audience and make your content more accessible. Take advantage of single-click publishing to deliver your content to multiple channels and a variety of mobile devices, including eBook readers, smartphones, and tablets.
- Leverage the integration between RoboHelp and Adobe FrameMaker to develop content without leaving the native

authoring environment. Accelerate productivity and create content for multiple needs with enhanced single-sourcing capability. Take advantage of the comprehensive support in FrameMaker for DITA to create standards-compliant content and easily repurpose deliverables for different audiences, channels, and devices.


- Collaborate more easily with a roundtrip review workflow. Use commenting-enabled PDF files to share files, accept or reject comments, and aggregate views with the free Adobe Reader® and Acrobat.com.

- Add punch to technical content by adding videos, animation, show-me demos, 3D objects, graphics, and more, all within the FrameMaker authoring environment. Help increase users' comprehension by adding screen captures created with the Adobe Captivate and Adobe RoboScreenCapture® applications. Leverage the advanced image-processing capabilities of Adobe Photoshop CS5 and Adobe Illustrator® CS5* to add rich graphics to your content.

Adobe Technical Communication Suite 3 workflow

1. Author and manage

- FrameMaker 10
- RoboHelp 9



Leverage the integration between RoboHelp and FrameMaker to repurpose content without leaving the authoring environment. Accelerate productivity and create content for multiple needs with enhanced single-sourcing capabilities.

2. Enrich and engage

- Adobe Captivate 5
- Photoshop CS5
- RoboScreenCapture (feature of RoboHelp)



Add punch to your technical content with interactive videos, animations, graphics, and show-me demos. Take advantage of advanced image editing with Adobe Illustrator CS5*.

3. Review and collaborate

- Acrobat X Pro with Acrobat.com
- FrameMaker 10
- Adobe Captivate Reviewer
- Adobe AIR®
- Adobe RoboSource Control™



Use commenting-enabled PDF files to share files, accept or reject comments, and aggregate views.

4. Publish to multiple devices

- FrameMaker 10
- RoboHelp 9
- Acrobat X Pro
- Adobe Captivate 5
- Adobe AIR



Expand your outreach with versatile, dynamic publishing. Take advantage of single-click publishing in RoboHelp to deliver content to multiple channels and devices, including print, PDF, WebHelp, XML, and HTML, as well as eBook readers, smartphones, and tablets.

Components

Use case

ADOBE TECHNICAL COMMUNICATION SUITE 3

Efficiently author, creatively enrich, quickly review, and easily publish technical documentation to multiple channels and devices



Adobe FrameMaker 10
Adobe RoboHelp 9
Adobe Photoshop CS5
Adobe Captivate 5
Adobe Acrobat X Pro

Additional components:
Adobe Bridge CS5

The technical communication industry is experiencing significant changes, from the adoption of new processes and technologies to expanding delivery methods and channels.

These changes allow technical communicators to work beyond the boundaries of their traditional roles, provide more flexible workflows, and offer better collaboration. Now subject matter experts can easily use the same tools as technical writers, without technical training, as most tools have become more intuitive and economical. In response to the increasing demand for cost-effective, efficient, and versatile tools, Adobe Technical Communication Suite 3 software contains new versions of the Adobe FrameMaker, RoboHelp, and Acrobat components, each providing multifunctional capabilities and flexibility.

Adobe Technical Communication Suite 3 is a complete, single-source authoring toolkit with multichannel, multidevice publishing capabilities. Develop standards-compliant content with FrameMaker, publish in various formats with RoboHelp, collaborate with reviewable PDF files, incorporate images using Adobe Photoshop CS5 and Adobe Illustrator CS5*, and add demos and simulations using Adobe Captivate. Publish to XML, HTML, Adobe AIR, print, and PDF, as well as a variety of mobile devices.

With Adobe Technical Communication Suite 3, you can:

- Expand your output options with enhanced publishing capabilities. Leverage the versatility of RoboHelp to reach a wider audience and make your content more accessible. Publish your content with a single click to multiple channels and a variety of mobile devices, including eBook readers, smartphones, and tablets.
- Repurpose content without leaving the native authoring environment. Experience the tight integration between RoboHelp and FrameMaker and create content for multiple needs with enhanced single-sourcing capability. Take advantage of the comprehensive support in FrameMaker for DITA to create standards-compliant content and easily repurpose deliverables.
- Collaborate more easily with peers with a roundtrip review workflow. Use commenting-enabled PDF files to share files, accept or reject comments, and aggregate views with the free Adobe Reader and Acrobat.com.
- Add punch to technical content by including videos, animation, show-me demos, 3D objects, graphics, and more, all within the FrameMaker authoring environment. Help users comprehend better by adding screen captures created with the Adobe Captivate and Adobe RoboScreenCapture applications. Leverage the advanced image-processing capabilities of Photoshop CS5 and Illustrator CS5* to add rich graphics to your content.



*Adobe Illustrator CS5 is not part of Adobe Technical Communication Suite 3 and must be purchased separately.

Adobe Framemaker 10

Author, manage, and publish unstructured, structured, and XML content

With Adobe FrameMaker 10, author content with an enhanced user interface and standards-compliant tools, collaborate and review with out-of-the-box content management system integration, and schedule and publish deliverables to multiple channels via Adobe FrameMaker Server 10* software.

Support for DITA 1.2

Take advantage of comprehensive support for DITA 1.2 elements, including bookmark, indexing, and glossary specifications.

Tools for easy DITA specialization

Easily customize information models to meet specific output requirements while retaining the advantages of your existing DITA architecture.

Documentum and SharePoint connectors

Smoothly integrate with content management systems via EMC Documentum 6.5 with Service Pack 1 and Microsoft SharePoint Server 2007 with Service Pack 2 to perform search, read, write, delete, update, check-in, and check-out operations on configured repositories.

Usability enhancements

Work more efficiently with standards-compliant, prebuilt tools and templates designed for easier authoring. Use features like auto spell check, highlight support, and enhanced find and replace to get the job done faster and smarter.

Extended rich media support

Import media files in the format you want. With comprehensive support for different video formats as well as SWF poster frame, you can easily add a variety of multimedia features to create more engaging, high-impact technical content.

Structured application creation wizard

Get up and running quickly using this highly intuitive wizard. You can start working with structured FrameMaker even if you don't have prior knowledge or training.

Filtering by attribute

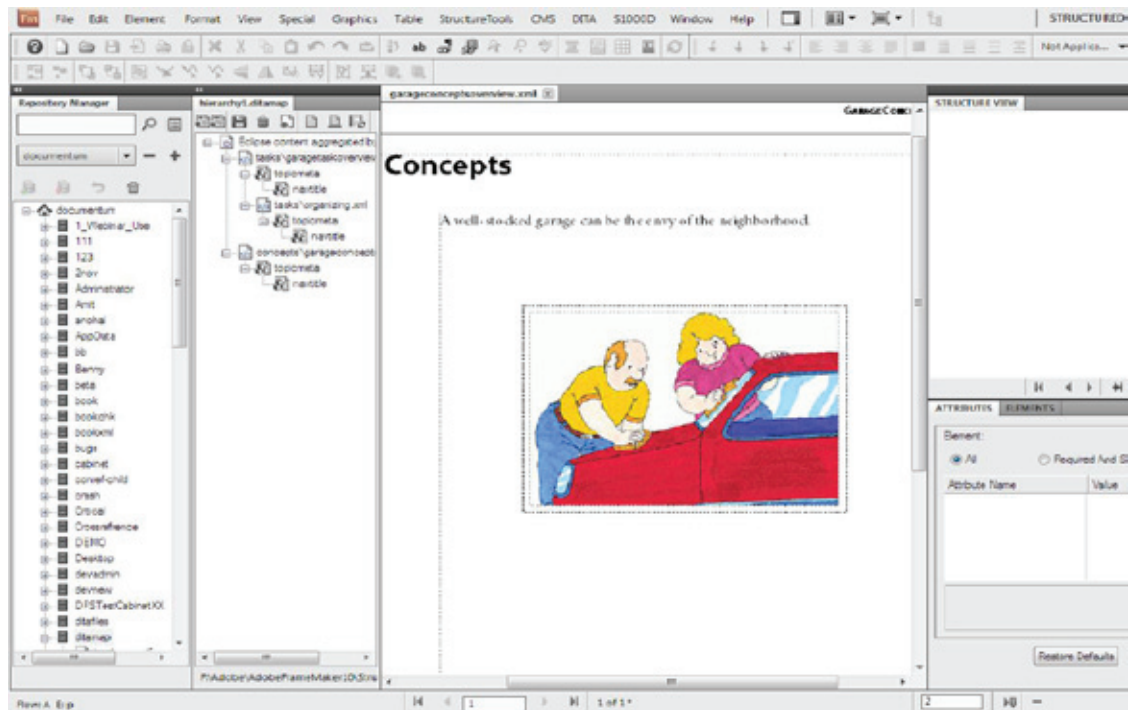
Take advantage of support for multivalued attributes and the ability to import expressions from one document to another.

Enhanced tag view

View all elements in a collapsible format, even in document view; hide or collapse parent and child elements individually or simultaneously; and search through and open elements, including those that are collapsed.

Enhanced attribute editor

Define and edit attributes for declarations in markup to perform multiple functions. You can record the status of content within elements, allow cross-referencing between elements, or specify how to format an element.



Take advantage of an improved user interface, new advanced tools and templates with full support for DITA and other XML standards, and tight integration with content management systems for easy reusability of content.

* Adobe FrameMaker Server 10 is not part of Adobe FrameMaker 10 and must be purchased separately.

Adobe RoboHelp 9

Easily author, personalize, and collaborate to create versatile help systems, policy content, and knowledgebases

Create help systems, policies and procedures, and professional knowledgebases for multichannel, multidevice publishing. With RoboHelp 9, you can easily author, collaborate, personalize, and optimize your content.

Next-generation collaboration and review workflows

Collaborate with authors, subject matter experts, and end users using Adobe RoboHelp advanced PDF shared reviews, live linking of shared resources, moderation-enabled commenting workflows in Adobe AIR, topic-rating, and other multi-author environment capabilities.

Dynamic user-centric content

Improve the end-user experience by enabling personalized filtering of content. Author content once and deliver personalized content that is dynamically filtered based on a user's role, department, geography, product, operating system, or any other parameter.

Automated context-sensitive help authoring

Speed up development time with automated context-sensitive help authoring, improved map IDs, and live linking—no manually matching items or programming required.

Multichannel and multidevice publishing

Leverage the multichannel publishing versatility of RoboHelp to distribute your output in WebHelp, XML, CHM/HTML help, print, Adobe AIR, EPUB, and others. Easily deliver your content to mobile devices, eBook readers, and tablets.

Shared reusable resources

Save time and boost productivity by reusing assets across authors and projects. Maintain consistency and conform to organizational and industry standards using linked resources that can be updated simultaneously.

User-generated content

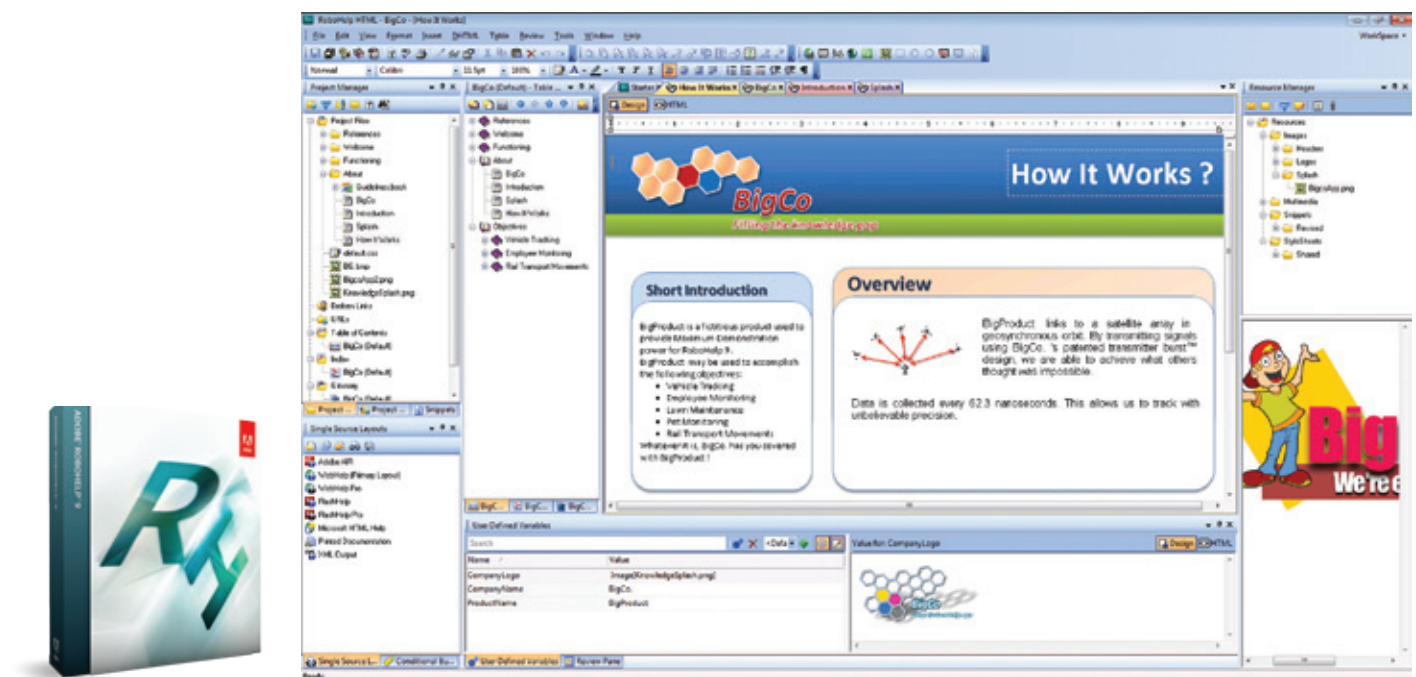
Enrich the quality of your content by adding Web 2.0 interactivity with enhanced Adobe AIR help features that empower users to add comments and feedback, and generate relevant content independently.

Content curation and moderation

Enable topic ratings and public and private comments. Configure and moderate comments, and store them on the corporate network or on the web via an Adobe AIR application.

External user-generated content support

Create rich, interactive help content by providing access to external web content, such as searches, blogs, wikis, and forums, alongside authored documentation—just specify or preselect search metadata while authoring.



Work with advanced collaboration and review support in a multi-author environment, and dynamically publish your help content to multiple screens.

Adobe Photoshop CS5

Create powerful images with the professional standard

Experience improved access through a more intuitive user experience, greater editing freedom, and significant productivity enhancements

More editing power

Take advantage of a more intuitive user interface and features that put you in control. Bring your vision to life with industry-leading tools that let you enhance images and create composites that help meet your highest standards.

More efficient workflow

Be more productive by taking advantage of smooth integration with other Technical Communication Suite components and enhancements that leverage the power of today's faster graphics processors.

Easy image adjustment

Quickly adjust color, tone, and specific image areas with easier access to tools for creating and editing nondestructive masks.

Nondestructive editing

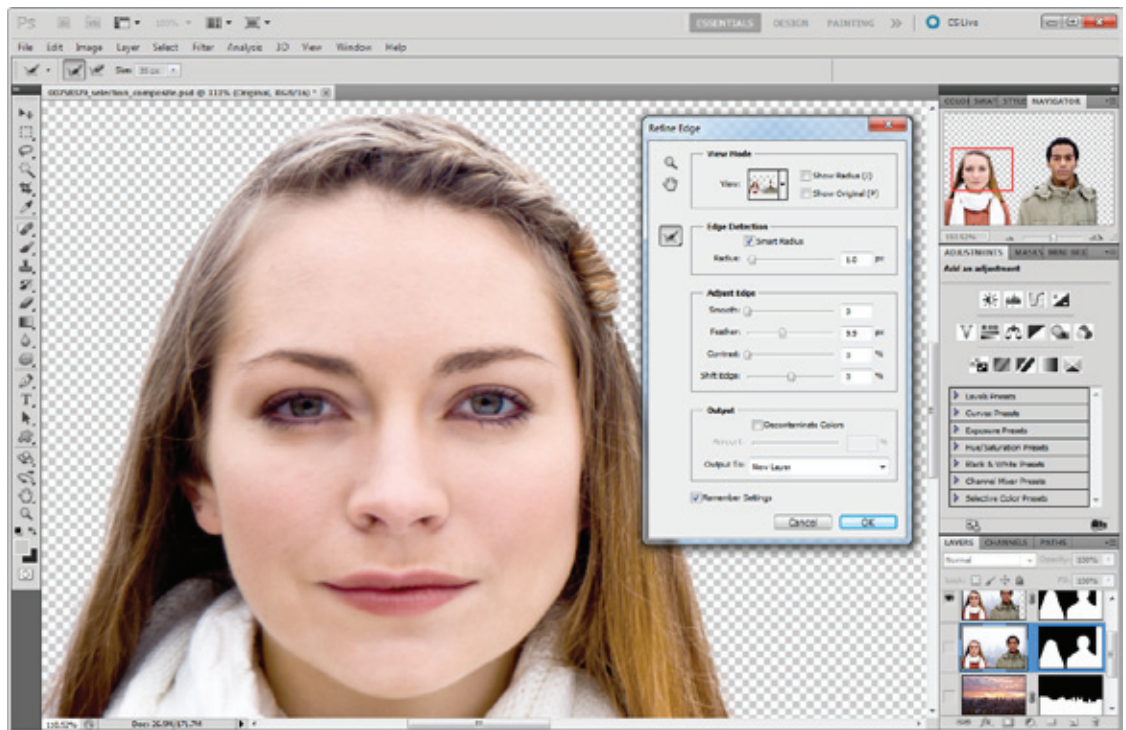
Experiment without harming your original image. Visualize different effects and manipulate objects using nondestructive Smart Filters and Smart Objects.

Effortless area selection

Loosely draw on an image area and the Quick Selection tool automatically completes the selection for you. Then use simple sliders to preview and refine your selection.

Rich toolset

Create or modify images with a wide assortment of professional, fully customizable drawing tools, paint settings, and artistic brushes. Simply drag to resize brushes and adjust for hardness as you paint and preview brushstrokes.



Enliven your technical communications with Photoshop CS5, the industry-leading application for enhancing images, creating composites, and achieving amazing results.

Adobe Captivate 5

Go beyond screen capture to author rich eLearning experiences

Rapidly author professional eLearning content with advanced interactivity, software and scenario simulations, quizzes, and other engaging experiences—no programming or multimedia skills required.

Rapid content development

Get started quickly with a friendly user interface, built-in tutorials, and the ability to create software training by recording applications. Add audio by converting text to speech in a few clicks.

Efficient collaboration

Collaborate effectively with templates, which enable team members to contribute content without modifying a project's design, and the new Adobe Captivate Reviewer, an Adobe AIR application that lets reviewers enter comments directly in your SWF files.

Easy SWF file creation

Keep learners engaged with smoothly integrated audio, Adobe Flash® Player compatible video, and rich interactivity. Adobe Captivate automatically generates a SWF file—complete with preloader, playback

controls, voice-over, and table of contents—from slide-based content, which can be emailed or delivered via websites, blogs, intranets, and online help systems.

Roundtrip PowerPoint workflow

Leverage existing Microsoft PowerPoint slides in your projects. Import slides with audio and interactivity, easily update the content, and keep your PowerPoint and Adobe Captivate files in sync with the dynamically linked import option.

Rich media and image support

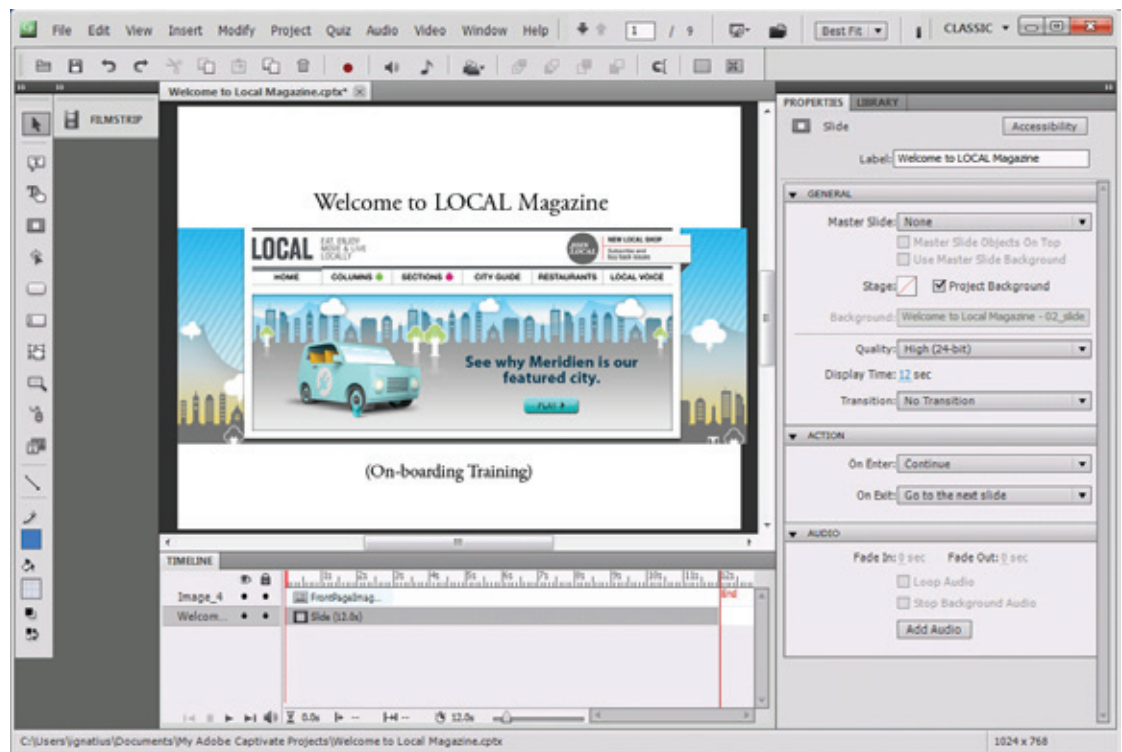
Create engaging eLearning experiences by incorporating images, animations, audio, and video in multiple file formats. Use the built-in library to quickly access and manage project media files, drag and drop objects from the library onto slides, or import libraries from other projects.

Complex interactivity without programming

Increase content effectiveness by easily adding interactivity, including quizzes with scoring, branching, and different kinds of interactive elements. Enhance content with variables, advanced actions, and new customizable widgets such as games, charts, and new question types.

Integration with eLearning applications and SCORM- and AICC-compliant Learning Management Systems

Use existing resources by integrating simulations with other eLearning tools. Adobe Captivate supports SCORM 2004, SCORM 1.2, and AICC and offers one-click publishing to leading Learning Management Systems and Adobe Connect™ software.



Use customizable widgets to create more compelling and personalized learning experiences in Adobe Captivate 5.

Adobe Acrobat X Pro

Deliver rich, engaging PDF communications anytime, anywhere

Experience the full power of Acrobat Dynamic PDF to deliver next-generation PDF communications. Collaborate more easily, share information more securely, gather feedback more efficiently, and increase impact by adding rich media.

CAD file conversion

Convert 3D designs from major CAD applications into rich, interactive Adobe PDF documents. Convert to PDF from AutoCAD® and Visio with one-button ease, and retain layers and object data in the resulting PDF files. Export your work to a variety of neutral formats, 2D vector, or raster files and then publish to PDF.

Multiple formats in a single PDF file

Easily combine documents, 2D drawings, 3D designs, email messages, spreadsheets, and rich media—including video, audio, and maps—into a single, compressed PDF Portfolio. Use professionally designed templates that can be branded with your logo

and include descriptions to guide recipients through the contents.

Video sharing

Convert a variety of video formats to Flash Player compatible files for reliable, cross-platform sharing of video, animations, and applications in PDF documents. With native support for Flash technology, no additional media player is necessary for playback.

Document protection

Use passwords to help control access to PDF documents. Use permissions to restrict printing, copying, or altering. Save passwords and permissions as security policies that can be easily applied to new PDF files.

Managed and tracked electronic document reviews

Gain the input you need through interactive document reviews that help participants see and build on one another's comments, which can be sorted by author, date, or page. Use the Tracker to monitor progress and participation.

Online file sharing

Use services at Acrobat.com to easily send large files with confidence. Upload documents into your online workspaces at Acrobat.com to share files with individuals or teams inside and outside your organization.



Easily create PDF Portfolios that bring together files of a variety of formats in a single PDF document, complete with navigation and a customized look and feel.

For more information

www.adobe.com/go/technicalcommunicationsuite

Notice to Users:

You must accept the license agreement and warranty terms to use this product. See www.adobe.com/go/eulas for details. Product activation via the Internet is mandatory within 30 days from installation. See www.adobe.com/go/activation for details.

*This product may allow you to extend its functionality by accessing certain features that are hosted online, including CS Live online services ("Online Services"), provided you have a high-speed Internet connection. Online Services are only available for users age 13 and older. The Online Services, and some features thereof, may not be available in all countries, languages, and/or currencies and may be discontinued in whole or in part without notice. Use of the Online Services is governed by separate terms of use and by the Online Privacy Policy, and access to some services may require user registration. Some Online Services, including services that are initially offered at no charge, may be subject to additional fees and require a separate subscription. For more details and to review the applicable terms of use and Online Privacy Policy, visit www.adobe.com. For more information about CS Live online services, see www.adobe.com/go/cslive