

Saf-T-Liner®

**Thomas**  
BUILT BUSES®

# HDX






TOUGH ENOUGH TO WITHSTAND ANYTHING.  
INCLUDING SPARTANS, VIKINGS AND WARRIORS.







THE MOST VERSATILE BUS YOU'LL EVER BUILD.



When we say you will build it, we mean it. The Saf-T-Liner® HDX is the extremely versatile long-route leader and can be customized to satisfy all your demands. Add-ons like air conditioning, pass-through underbody storage and coach-style seating keep everyone comfortable no matter the distance. And for even more flexibility, the HDX comes with three power options, the Mercedes-Benz 926 diesel, the Cummins diesel and the Cummins compressed-natural gas engine.

The HDX was built tough. From steep inclines to snowy interstates to narrow city streets, this bus climbs through any terrain with power and style. So bring on the tuba, the cheerleaders and the 200-pound mascot. The HDX has room for all your equipment and up to 90 passengers. And as with all Thomas Built Buses, an extensive dealer and parts replacement network ensures you'll have all the support you need along the way.





**POWERED UP.** THE HDX IS AVAILABLE WITH THE MERCEDES-BENZ 926 DIESEL ENGINE WITH UP TO 250 HP AND A FIVE-YEAR/UNLIMITED-MILE WARRANTY. OR OPT FOR A CUMMINS DIESEL OR COMPRESSED-NATURAL GAS ENGINE WITH UP TO 300 HP AND A FIVE-YEAR/100,000-MILE WARRANTY.



Greaseless front suspension featuring single-stage taper leaf springs (4"x66") with four heavy-duty shock absorbers for outstanding ride quality. Air ride suspensions are available.

45-degree steering angle for superior maneuverability.

Fuel tank is mounted between chassis rails for maximum protection and optimum weight distribution.

Chassis frame is made of 10" x 3-1/2" x 1/4" steel. Standard yield strength is 50,000 psi with a 110,000 psi option.

Optional underbody pass-through storage area offers capacity of up to 129 cubic feet.

Greaseless rear suspension features radius leaf vari-rate springs with heavy-duty shock absorbers. Air ride suspensions are available.

Drop frame design that features an "S" frame section for easy engine access and improved drive-line angles.

Thermostatically-controlled hydraulic fan drive keeps the engine running optimally throughout all weather conditions.

Heavy-duty, two-stage air cleaner provides maximum filtration.






The two-stage, high-capacity air cleaner element is easily accessible for inspection and replacement.

#### TWO-STAGE AIR FILTER

This rear-engine bus offers a heavy-duty cooling system complete with a hydraulic pump and motor. Engine utilizes brazed aluminum tube and fin radiator construction for maximum corrosion protection. Both innovations improve efficiency and reliability.

#### ENGINE COOLING



#### INTEGRATED MIRRORS

The exterior mirror cluster, developed especially for the Thomas Saf-T-Liner® HDX, includes flat and convex rear-view mirrors and front crossover mirrors. These new features increase visibility both behind and along the side of the bus.



Full-width front access panels open to allow easy access to wiper motors, front heater core and filter, air brake components, chassis wiring connectors and windshield washer fill. Another feature is the recessed optional front crossing control arm, which enhances appearance and reduces the likelihood of damage from minor impact.

#### FRONT ACCESS PANEL



#### COCKPIT

Drivers come in all shapes and sizes. That's why we made the cockpit as comfortable as possible. Two industry firsts include the offset gauge cluster and the optional adjustable pedal. Both components make driving easier and safer.



Chassis circuit boards and electronic control modules for the intermittent wipers, headlamps and anti-lock brake system are located in a clean, dry environment behind the interior access panel near the stepwell. This easy-to-access location makes maintenance quick and easy.

#### CIRCUIT BOARD PANEL




#### MODULAR ELECTRICAL SYSTEM

An exterior electrical access panel opens to reveal state-of-the-art printed circuit boards with LED diagnostics. This innovative design speeds installation of add-on accessories, simplifies troubleshooting and provides greater reliability.

#### LOADING ZONE VISIBILITY

The more your drivers can see, the more confident they feel. And the HDX features the largest windshield in its class giving drivers more visibility when they need it most.





### THE THOMAS ADVANTAGE

Since 1936, Thomas Built has focused on delivering the smartest and most innovative buses in North America. And with a complete line of A, C and D buses for all applications, Thomas Built has solidified its place as the leading manufacturer of school buses. Each bus comes with thorough market expertise, an extensive dealer network and all the customer support, service and parts availability you need. To learn more or find a local dealer, visit [www.thomasbus.com](http://www.thomasbus.com).



1408 Courtesy Road, High Point, NC 27260 Tel 336.889.4871 Fax 336.889.2589 [thomasbus.com](http://thomasbus.com)

TBB/MC-B-031. Thomas Built Buses is registered to ISO 9001:2000. Copyright © Daimler Trucks North America LLC. All rights reserved.  
Thomas Built Buses is a subsidiary of Daimler Trucks North America LLC, a Daimler company. CG 10M 09/08.