



CHARACTER

COMMITMENT

CONNECTION

WASHINGTON WIZARDS MEDIA GUIDE



2009
2010

GAME SCHEDULE

| NOV | | | | | | |
|-------------|----|-----------------------|-------------|--------|-----------------------|----------------------|
| S | M | T | W | T | F | S |
| | | OCT 27 DAL 8:30 | OCT 28 | OCT 29 | OCT 30 ATL 7:30 | OCT 31 NJ 7:00 |
| 1 | 2 | CLE 7:00 | MIA 7:00 | | IND 7:00 | |
| PHX 1:00 | 9 | MIA 7:30 | | | | DET 7:00 |
| 15 | 16 | | CLE 7:00 | | OKC 8:00 | SAN 8:30 |
| 22 | 23 | PHI 7:00 | | | MIA 7:00 | CHA 7:00 |
| 29 | 30 | | | | | |

| DEC | | | | | | |
|-------------|--------------|-------------|--------------|---|-------------|-------------|
| S | M | T | W | T | F | S |
| | | TOR 7:00 | MIL 7:00 | | TOR 7:00 | |
| DET 6:00 | 7 | | BOS 8:00 | | IND 7:00 | |
| 13 | LAC 10:30 | 15 | SAC 10:00 | | GS 10:30 | PHX 9:00 |
| 20 | 21 | PHI 7:00 | MIL 8:00 | | | MIN 8:00 |
| 27 | MEM 8:00 | OKC 7:00 | | | | |

| JAN | | | | | | |
|-------------|-------------|-------------|-------------|-------------|-------------|-------------|
| S | M | T | W | T | F | S |
| | | | | | | SAN 7:00 |
| 3 | 4 | PHI 7:00 | CLE 7:00 | | ORL 7:00 | |
| NO 1:00 | 11 | DET 7:00 | ATL 7:00 | CHI 8:00 | SAC 7:00 | |
| 17 | POR 1:00 | 19 | DAL 7:00 | | MIA 7:00 | |
| LAC 1:00 | 25 | LAL 7:00 | | | NJ 8:00 | NY 8:00 |
| 31 | | | | | | |

| FEB | | | | | | |
|-----|-------------|-------------|-------------|---|-------------|-------------|
| S | M | T | W | T | F | S |
| | BOS 7:00 | | NY 7:30 | | ORL 7:00 | ATL 7:00 |
| 7 | 8 | CHA 7:00 | | | | |
| 14 | 15 | | MIN 7:00 | | DEN 7:00 | TOR 7:00 |
| 21 | CHI 7:00 | 23 | MEM 7:00 | | NY 7:00 | |
| 28 | NJ 6:00 | | | | | |

| MAR | | | | | | |
|-------------|-------------|-------------|-------------|---|--------------|-------------|
| S | M | T | W | T | F | S |
| | 1 | 2 | MIL 8:00 | | MIL 7:00 | |
| | 7 | BOS 8:00 | HOU 7:00 | | DET 8:00 | ORL 7:00 |
| 14 | UTA 9:00 | DEN 9:00 | | | POR 10:00 | |
| LAL 9:30 | 22 | CHA 7:00 | IND 7:00 | | CHA 7:00 | UTA 7:00 |
| 28 | 29 | HOU 8:30 | NO 8:00 | | | |

| APR | | | | | | |
|------------|----|------------|-------------|-------------|-------------|-------------|
| S | M | T | W | T | F | S |
| | | | | | CHI 7:00 | |
| | | | | | | |
| NJ 6:00 | 5 | GS 7:00 | ORL 8:00 | | BOS 7:30 | ATL 7:00 |
| 11 | 12 | NY 7:30 | | IND 8:00 | | |
| 18 | 19 | | | | | |
| 25 | 26 | | | | | |



HOME



AWAY



BROADCAST SCHEDULE

All times local

All games on 106.7 THE FAN

All game dates, times and promotions subject to change.

ALL TIMES LOCAL

TABLE OF CONTENTS

Ownership/Washington Sports & Entertainment

| | |
|---------------------------|---|
| Irene and Abe Pollin..... | 4 |
| Lincoln Holdings..... | 7 |
| Peter Biché..... | 9 |
| Matt Williams..... | 9 |

Basketball Operations

| | |
|-----------------------------------|----|
| Ernie Grunfeld..... | 12 |
| Basketball Operations Staff..... | 14 |
| Flip Saunders..... | 16 |
| Coaching Staff..... | 18 |
| Training/Support/Legal Staff..... | 22 |

Players

| | |
|---------------------------------|----|
| How The Wizards Were Built..... | 28 |
| Roster..... | 29 |
| Gilbert Arenas..... | 30 |
| Andray Blatche..... | 32 |
| Caron Butler..... | 34 |
| Javaris Crittenton..... | 36 |
| Randy Foye..... | 38 |
| Brendan Haywood..... | 40 |
| Mike James..... | 42 |
| Antawn Jamison..... | 44 |
| JaVale McGee..... | 46 |
| Dominic McGuire..... | 48 |
| Mike Miller..... | 50 |
| Fabricio Oberto..... | 52 |
| DeShawn Stevenson..... | 54 |
| Nick Young..... | 56 |

2008-09 Season In Review

| | |
|---------------------------|----|
| Game-By-Game Results..... | 64 |
| Final Statistics..... | 66 |
| Breakdown..... | 67 |
| Games Missed..... | 68 |
| Standings..... | 69 |
| NBA Leaders..... | 70 |
| NBA Stats..... | 71 |
| Award Winners..... | 77 |
| Playoff Results..... | 78 |

Franchise Records

| | |
|-----------------------------------|-----|
| Career Leaders..... | 82 |
| Individual Highs..... | 84 |
| Team Highs/Lows..... | 86 |
| Verizon Center Records..... | 91 |
| Playoff Leaders..... | 93 |
| Individual Playoff Highs..... | 94 |
| Team Playoff Highs/Lows..... | 96 |
| Individual Top Scoring Games..... | 101 |
| Team High/Low Scoring..... | 101 |
| Record Streaks/Top Margins..... | 102 |

Franchise History

| | |
|---|-----|
| All-Time Results..... | 104 |
| All-Time Playoff Results..... | 105 |
| Year-By-Year Leaders..... | 107 |
| Through The Years, Attendance/Front Office Records..... | 110 |
| Major Events in Franchise History..... | 112 |
| Draft History..... | 119 |
| All-Time Statistics..... | 122 |
| All-Time Uniform Numbers..... | 124 |
| Retired Numbers..... | 125 |
| All-Time Award Winners..... | 127 |
| The Last Time..... | 129 |
| 1961 Chicago Packers - 2007-08 Washington Wizards..... | 130 |
| All Time Roster..... | 177 |

NBA

| | |
|--------------------|-----|
| Opponents..... | 219 |
| NBA Directory..... | 277 |
| Key Dates..... | 279 |
| NBA Cares..... | 280 |
| NBDL..... | 281 |

Media Information

| | |
|--------------------------------|-----|
| Wizards Staff..... | 286 |
| Wizards Care..... | 295 |
| Verizon Center..... | 299 |
| Broadcast/Traveling Media..... | 303 |
| Media Information..... | 304 |
| Directions/Parking..... | 305 |
| Metro..... | 306 |
| Team Broadcasters..... | 307 |
| Public Relations Staff..... | 308 |
| Game Night Staff..... | 310 |

Executive Editor: Brian Sereno

Associate Editors: Daren Jenkins, Steve McMenamin, Scott Hall

Cover Design: Daryl Humphrey

Creative Design: Nick Smith

Photography: Ned Dishman, NBA Photos

Printing: MOSAIC, Cheverly, MD

Research Assistance: Kevin Hines, Santo Labombarda, Bob Rosen, Chris Thorn, Steve Hirdt, Elias Sports Bureau

© 2009 Washington Wizards

All NBA and team insignia depicted in this publication are the property of NBA Properties, Inc. and the respective teams of the NBA and may not be reproduced for commercial purposes without the prior written consent of NBA Properties, Inc. The information contained in this publication was compiled by the Washington Wizards and is provided as a courtesy to our fans and the press and may be used only for personal or editorial purposes. Any commercial use of this information is prohibited without the prior written consent of the Washington Wizards.



WASHINGTON WIZARDS FRANCHISE DIRECTORY

ADMINISTRATION

Abe Pollin and Irene Pollin, *Owners*
Ernie Grunfeld, *President, Washington Wizards*
Prier Biché, *President of Business Operations, Chief Financial Officer*
Matt Williams, *Chief of Staff, Executive Vice President*
Debra Blake, *Assistant to the President of Business Operations*

BASKETBALL OPERATIONS

Tommy Sheppard, *Vice President of Administration*
Milt Newton, *Vice President of Player Personnel*
Tim Connelly, *Director of Player Personnel*
Flip Saunders, *Head Coach*
Randy Wittman, *Assistant Coach*
Don Zierden, *Assistant Coach*
Sam Cassell, *Assistant Coach*
Wes Unseld Jr., *Assistant Coach*
Mike Wells, *Assistant Coach/Advance Scout*
Ryan Saunders, *Assistant Coach/Statistical Analysis*
Gene Banks, *Assistant Coach/Player Development*
Ed Tapscoff, *Director of Player Programs/Scout*
Eric Waters, *Head Athletic Trainer*
Drew Cleary, *Strength and Conditioning Coach*

Corey Bennett, *Assistant Athletic Trainer*
Koichi Sato, *Assistant Athletic Trainer*
Jason Hervey, *Video Coordinator*
Rob Suller, *Basketball Equipment Manager*
Jerry Walter, *Basketball Facilities Manager*
Jack Miles, *Manager of Team Services*
Mike Wilson, *Director of College Scouting*
Pat Connelly, *Advance Scout/College Scout/Basketball Operations Assistant*
Cathy Smith, *Manager, Administration, Basketball Operations, Assistant to the President*
Jennifer Thomas, *Director of Player Services*
Lisa Center, *Administrative Assistant, Basketball Operations*
Eugene Park, *Basketball Operations Coordinator*
Billy Campbell, *Administrative Assistant, Basketball Operations*
Ryan Moreland, *Administrative Assistant, Basketball Operations*

GENERAL INFORMATION

Arena: Verizon Center (20,173; First Wizards Game, December 2, 1997)
Address: 601 F Street, NW, Washington, DC 20004
Website: WashingtonWizards.com
Contact Information:
Business Phone: 202-661-5000
Ticket Information: 202-661-5050
Team Physicians: Dr. Marc Connell, Dr. Barry Talesnick
Team Dentist: Dr. Howard Salob
Broadcast Information: Radio: 106.7 The Fan, Broadcasters: Dave Johnson, Glenn Consor
TV: Comcast SportsNet, Broadcasters: Steve Buckhantz, Phil Chenier

MARKETING

Jane Taylor, *Senior Vice President, Chief Marketing Officer*
Communications
Scott Hall, *Senior Director, Communications*
Brian Sereno, *Director, Public Relations*
Daren Jenkins, *Senior Coordinator, Public Relations*
Steve McMenamin, *Coordinator, Public Relations*
Community Relations
Judy Holland, *Senior Vice President, Community Relations*
Sashia Jones, *Senior Director, Community Relations*
Danielle Dryer, *Asst. Director, Community Relations*
Candyce Jones, *Community Relations Coordinator*
Eileen Jacobs, *Community Relations Assistant*
Ledell Eackles, *Community Relations Assistant*
Game Operations
Danny Zollars, *Senior Director, Game Operations*
Damian Bass, *Asst. Director, Game Operations*
Amanda Ballute, *Game Operations Manager*
Aidan Charley, *Mascot Coordinator*
Jumoke Davis, *Producer*
Kevin Bradley, *Video Editor*

Marketing

Ira Frankel, *Senior Director, Marketing and New Media*
Kelly Nelson, *Director, Team Marketing*
Will Fan, *Website Editor*
Andrew Rosen, *Website Managing Editor*
Chris Grindler, *Senior Database Marketing Coordinator*
Megan Kingston, *Advertising Coordinator*
Jackie Stanton, *New Media Coordinator*
Charae Carter, *Marketing Assistant*
Daryl Humphrey, *Design and Production Manager*

SALES

Mark Schiponi, *Senior Vice President, Chief Sales Officer*
Corporate Marketing / Executive Seating
Rick Moreland, *Senior Vice President, Corporate Marketing/Executive Seating*
Roger Moskowitz, Lew Strudler, Vincent Vanni, *Senior Directors, Corporate Marketing*
Kathy Devine, Kyle Lallis, *Director, Corporate Marketing*
Tracey Kelly, *Director, Sponsorship Operations*
Ariel Levis, Cathy Jerome, Mindy Pipes, *Sponsorship Service Managers*
Hana Weaver, *Corporate Marketing Admin. Assistant*
Kerry Gregg, *Senior Director, Operations/Executive Seating*
Kim Jackson, *Senior Director, Client Services/Executive Seating*
Phil Forman, *Asst. Director of Executive Seating*
Richard Garrard, Ron Potter, Greg Turner, *Sales Managers, Executive Seating*
Joyce Berry, Larry Dahut, Connery Flanagan, Jessica Collins, *Client Services, Executive Seating*

Customer Service

Rhonda Ballute, *Vice President, Customer Service and Ticket Operations*
Sally Reilly, *Director, Customer Service*
Laura Bryer, *Director of Archtics & Ticket Operations*
Bryan Floyd, Laura Bailey, Joe Burno, Andre Robinson, Andrea Martynec, Gregory Johnson, Melissa Alternose, Tony Duffy, Becky Gould, *Customer Service*

Ticket Sales

Jim Anderson, *General Sales Manager*
Ralph Rosello, *Director, Inside Sales*
Steve Bowen, Bill Anderson, Jill Buxbaum, Steve Zarick, *Sales Managers*
Lauren Garcia, *Group Sales Coordinator*
Charlene Thompson, *Receptionist/Sales Assistant*
LaVionne Chase, *Receptionist/Sales Assistant*
Adam Gravitz, Alan Fontane, Ashley Miller, Aslynn Satterfield, Chris LoBianco, Crystal Anderson, Harry Schroeder, Joe O'Neill, Joe Siegfert, Joshua Shiffman, London Hitchman, Myron Goodman, Phillip Widell, Vlady Entin, *Account Executives*
Atwan Kwan, Chris Rowson, Jen Greenberg, Jordan Schwartz, Neil Hofman, Nick Schroth, Nick Solomon, Ryan McDevitt, *Inside Sales Reps*



2009
2010

OWNERSHIP / WASHINGTON SPORTS AND ENTERTAINMENT



WWW.WASHINGTONWIZARDS.COM

ABE & IRENE POLLIN

In their 46th season of ownership of the franchise, Irene and Abe Pollin hold the distinction of being the longest-tenured owners in the National Basketball Association. Since becoming owners in 1964, the Pollins have watched the NBA become the standard by which all other professional sports leagues are measured, as it exploded in growth from a small, regional league to a worldwide presence.



Irene and Abe Pollin have been at the center of some of the NBA's most historic events during their distinguished time at the helm of the Washington Bullets/Wizards. In 1978, they reached the pinnacle of the NBA when their Bullets, behind the play of Wes Unseld, Elvin Hayes and Bob Dandridge, defeated Seattle and brought a World Championship to Washington. In the summer of 1979, Pollin took his Bullets to Asia to lead the NBA's first ever venture into China, forging the way for the NBA to become a global entity, and watched as members of his organization made a return trip to China in September of 2009 to commemorate the 30-year anniversary of the historic first trip.

As the majority owners of Washington Sports & Entertainment Limited Partnership, the Pollins oversee the operations of the Washington Wizards, Washington/Baltimore Ticketmaster and in-house promoter Musicentre Productions, as well as the management of Verizon Center and The George Mason University Patriot Center.

Thirty-six years ago, the Pollins opened the Capital Centre in Landover, Maryland, the new home for their Baltimore Bullets, and applied for a National Hockey League expansion franchise. The Capital Centre opened on December 2, 1973, and it was what Verizon Center is today -- a state-of-the-art sports and entertainment facility that became the standard for new arenas throughout the world.

The Capital Centre, aptly named by Irene Pollin, was built in a record 15 months and boasted a plethora of unique features including electronic ticketing, one-of-a-kind luxury suite accommodations and the never-before-seen telescreen. It was the premier arena in its time, as it hosted a wide range of events from sports to concerts, and even presidential galas.

But as time and the sports and entertainment industry changed, the Pollins realized that their teams were no longer playing in the "best" facility in their respective leagues. In 1964, when the Pollins and two partners purchased the Baltimore Bullets, they had dreams that someday the team would play in a brand-new facility in the nation's capital. Once again, they seized the opportunity to make their dreams a reality.

After the long years of planning and building Verizon Center, the Pollins watched as their dreams came true on December 2, 1997, when a sellout crowd filled Verizon Center to watch the Wizards host the arena's first event versus the Seattle Supersonics. Since that time, the downtown Chinatown neighborhood has sprung to life with close to 27 million people having spun the turnstiles at Verizon Center to be a part of nearly 2,500 concerts, family shows and world-class sporting events. The 2007-08 NBA season marked the 10th Anniversary of the opening of Verizon Center in downtown Washington; a milestone celebrated with a series of special community events and building accolades. Nominated for Arena of the Year for the first time by leading trade publication, Pollstar, Verizon Center also saw the installation of the first true indoor, high-definition, light emitting diode (LED) display scoreboard for an arena in the country, once again putting the building on the cutting edge of technology and ahead of the curve.

"I had two goals when I decided to build this building," said Abe Pollin. "The first was that if I was building in downtown Washington, the nation's capital, it had to be the best building of its kind in the country. The second was to be the catalyst that turned the city around."

In 1998, as the Wizards completed their first season at Verizon Center, the Pollins' WNBA franchise, the Washington Mystics, made history of their own. The Mystics made their Verizon Center debut on June 19, 1998 in front of 20,674 fans — the largest crowd ever to attend a women's professional basketball game in the United States. And while the Mystics' beginnings under the Pollins' guidance were historic in their own right, their purchase by Sheila Johnson and Lincoln Holdings was of similar significance. In May of 2005, the Pollins facilitated the sale of their Mystics to Sheila Johnson as the Mystics President and Managing Partner, and brought Johnson to Lincoln Holdings, a minority partner in Washington Sports & Entertainment. With Lincoln Holdings' stake in the NBA's Wizards and the NHL's Capitals, Johnson became the first African-American woman to have ownership interest in three professional sports franchises.



ABE & IRENE POLLIN

...continued

While the sports industry is full of astute business professionals, what distinguishes Irene and Abe Pollin from their peers is their commitment to social responsibility. They share a passionate need to give back to the community and have made helping people a way of life. Their philanthropic and humanitarian endeavors know no bias or boundaries, which is evident by the numerous public service and community organizations to which they selflessly devote enormous time and energy.

Abe Pollin serves as the Chairman of the Advisory Council, is Honorable Chairman of the Salvation Army's Leadership Committee for Centers of Hope and Co-Chair of the Community Capital Campaign for N Street Village in the District. He is also the co-sponsor of the "I Have a Dream Foundation" and he personally guaranteed a college education for 55 students. Recent philanthropic endeavors of the Pollins have included the re-launch of the Abe's Table program to feed the underserved in the DC community and financial sponsorship of Gilbert Arenas' Gilbert Scores for Schools program, through which the Pollins donated \$100 for every point that Arenas scored in select Wizards games during the 2006-07 and 2007-08 seasons to a different Washington area school each game (a donation that exceeded \$300,000 last season alone). In August of 2008 the Pollins donated \$1,000,000 to the Society for Progressive Supranuclear Palsy - CUREPSP - to establish a fund to support research in corticobasal degeneration (CBD) and to find the cause and cure for the rare neurological disease, a disease which Mr. Pollin was diagnosed with several years ago.

"I grew up in a house where both of my parents were very much involved in helping others," said Pollin. "My philosophy is that those of us who are on the giving end rather than the receiving end are very lucky."

Not surprisingly, recognition of the Pollins' accomplishments are just as impressive as the deeds they acknowledge. The recent years have been landmark ones for Pollin, as he has received numerous awards and accolades recognizing his accomplishments in professional sports and contributions to community service.

Pollin was awarded the Duke Ziebert Capital Achievement Award for his efforts in revitalizing downtown Washington, DC. He has also been the recipient of the Distinguished Civilian Service Award, presented by the US Army, the 1996 Robert F. Kennedy-Martin Luther King, Jr. Award, presented by Coalition to Stop Gun Violence, the 1996 United Cerebral Palsy Achievement Award and the 1997 Jewish Leadership Award. In 2006, Pollin was honored for his contributions to the world of sports and his community when the United States Sports Academy tabbed him for their Distinguished Service Award. On December 3, 2007, Mayor Adrian M. Fenty proclaimed "Abe Pollin Day" in the District of Columbia in honor of Abe Pollin's 84th birthday and all of his contributions to the city. In addition to proclaiming Abe Pollin Day, the Mayor unveiled F Street between 6th and 7th Streets NW as "Abe Pollin Way."

As if the years of experience with the Bullets/Wizards, Capital Centre and Verizon Center were not challenging enough, Irene Pollin is a noted health care professional with three decades of experience in the field. In 1976, she created the first Medical Crisis Counseling Center developed to treat patients and families coping with chronic illness. Since then, she has developed Medical Crisis Counseling Centers at Washington Hospital Center as well as additional facilities in surrounding communities.

Irene Pollin has forged a dynamic reputation as a psychiatric social worker and lecturer in the department of psychiatry at Harvard University. As president and founder of the Linda and Kenneth Pollin Foundation, she serves on a number of national advisory boards and commissions in fields of both mental and women's health, and is the founder and chairperson of the Sister to Sister — Everyone Has a Heart Foundation, an organization whose aim is to increase women's awareness of heart disease and provide free cardiac screenings. Pollin organized Sister to Sister's BIKE FOR THE HEART in Washington DC in October, 2009 to aid in the effort to increase awareness of heart disease, with DC Mayor Adrian M. Fenty and Washington Wizards Forward Caron Butler serving as Co-Chairs of the event.

In addition to lecturing in the academic community, Mrs. Pollin has been a guest on national and local broadcast shows including the Today show, Nightline with Ted Koppel, Good Day New York, National Public Radio and USA Today Sports Radio. She also has published numerous articles and is the author of two books, Medical Crisis Counseling — Short-Term Therapy for Long-Term Illness and Taking Charge — Overcoming the Challenges of Long-Term Illness.

She has served as a board member of numerous organizations such as the American Cancer Society, Smithsonian Institution, Cystic Fibrosis Foundation, National Kidney Foundation, the Multiple Sclerosis Society, the Society for Women's Health Research, National Cancer Institute, National Rehabilitation Hospital, the National Institute of Mental Health, the U.S. Committee for the Washington, DC United Nations Fund for Women, the National Institutes for Health Foundation and the Office of Women's Health at NIH. Outside of the health field, Irene Pollin has served on the board for the National Symphony Orchestra and the Washington



ABE & IRENE POLLIN

...continued

Opera. In addition, she has given back to her alma mater by serving on the Board of American University, the American University Executive Committee and the Development Committee at American University, and being the guiding force behind the development of the new American University Library. In the spring of 2007, Irene Pollin received an honorary doctorate degree from Howard University.

Irene and Abe Pollin together established the Pollin Prize for Pediatric Research, administered annually by New York Presbyterian Hospital. The first Pollin Prize was awarded on November 15, 2002, to four international scientists for their work in Oral Dehydration Therapy, hailed as the most important medical discovery of the 20th century.

Abe Pollin moved with his family to the Washington area from Philadelphia when he was eight. He graduated from The George Washington University in 1945 and went to work for his family's construction company for 12 years. Irene Pollin, a native of St. Louis, received a Bachelor's Degree from American University, and then earned a Master's Degree in Social Work from Catholic University. In 1957, the Pollins launched their own construction company and, as a local contractor, built several large apartment houses and office buildings, one of which featured the first-ever rooftop pool in Washington.

The Pollins enjoy spending time with their children and grandchildren. Robert, the elder of the Pollins' two sons, lives in Amherst, MA, with his wife Sigrid, where they are both professors at the University of Massachusetts. Robert, an economics professor, and Sigrid, an architect, have two daughters, Emma and Hannah. The Pollins' younger son, James, is the President of The Pollin Group/MedEdatSea, a travel business specializing in cruises. Irene and Abe Pollin reside in Bethesda, Maryland.



On December 3, 2007, Mayor Adrian M. Fenty proclaimed "Abe Pollin Day" in the District of Columbia in honor of Abe Pollin's 84th birthday and all of his contributions to the city. In addition to proclaiming Abe Pollin Day, the Mayor unveiled F Street between 6th and 7th Streets NW as "Abe Pollin Way." Pictured here with the Pollins are Mayor Fenty, sons Robert and Jimmy Pollin, DC Ward 2 Councilmember Jack Evans, Ward 5 Councilmember Harry Thomas Jr, and Councilmember at large Kwame Brown.



LINCOLN HOLDINGS

In the spring of 1999 Lincoln Holdings LLC purchased 100% of the Washington Capitals (held in the name of Lincoln Hockey LLC, a wholly owned subsidiary of Lincoln Holdings) and, together with a subsequent purchase, approximately 44% of Washington Sports and Entertainment Limited Partnership (WSELP). WSELP owns 100% of the NBA Washington Wizards, Verizon Center and the Baltimore-Washington Ticketmaster franchise. In 2005 Lincoln Holdings purchased the WNBA's Washington Mystics from WSELP. Lincoln Holdings has a right of first refusal on the sale of any of the individual teams or other assets, as well as an option to purchase Abe Pollin's majority interest in WSELP.

All of the current partners of Lincoln Holdings are extremely active in the Washington-area business community.

Ted Leonis, the founder, chairman and majority owner of Lincoln Holdings LLC, is known as one of the country's premier businessmen and a pioneer in the Internet industry, holding numerous leadership positions at AOL in his 15-year tenure, including vice chairman and president. He currently serves as AOL's vice chairman emeritus. He is a professional sports team owner; founder and chairman of Web 2.0 start-up SnagFilms; chairman and investor in ClearSpring Technologies and Revolution Money; a film producer; a private-angel investor; an active board member; and a committed philanthropist. Leonis is very involved with numerous charities, including Best Buddies, Hoop Dreams, See Forever Foundation, Venture Philanthropy Partners, YouthAIDS and others through the work of the Leonis Foundation.

Dick Patrick, along with Ted Leonis, is one of the original partners in Lincoln Holdings LLC. A mainstay for the Washington Capitals' franchise for more than two decades, the owner, president and alternate governor continues to lead the club with his tireless effort and intense desire to continue a family tradition – engraving the Patrick name onto the Stanley Cup. Patrick, who joined the Capitals prior to the 1982-83 season, guides the team on a daily basis and also serves as the team's representative to the NHL's Board of Governors. The former chairman of the NHL Finance Committee, Patrick has been instrumental in the Capitals' long-term success as a franchise both on and off the ice. Patrick was a leader in the conception and development of the Kettler Capitals Iceplex, the team's state-of-the-art training center and office building that opened in 2006 in Arlington, Va.

Jack Davies was the founder and president of AOL International and now serves on the board of directors of Scholastic, the global children's publishing and media company. Prior to joining AOL in 1993, Davies was managing director of Citicorp's London-based consumer mortgage business after serving as vice president, Europe, for RCA Records. He began his career at General Electric where he held numerous senior consumer marketing positions. Active in philanthropy in the D.C. area, Davies serves on a number of boards including the Board and Executive Committee of Venture Philanthropy Partners. In addition he is on the board of See Forever Foundation, CharityWorks and The Washington Scholarship Fund.

Richard D. Fairbank is founder, chairman and chief executive officer of Capital One Financial Corporation, a broadly diversified financial services company ranked 130th on the Fortune 500. Mr. Fairbank founded Capital One in 1988 based on his belief that the power of information, technology and testing could be harnessed to bring highly customized financial products directly to consumers. Headquartered in McLean, Va., Capital One is the seventh-largest bank in the United States, offering a broad spectrum of financial products and services to consumers, small businesses and commercial clients. With the company's newly acquired subsidiary, Chevy Chase Bank, F.S.B., Capital One has approximately 1,000 branch locations in New York, New Jersey, Louisiana, Texas, Maryland, Virginia, and the District of Columbia. Additionally, Capital One has international businesses in the United Kingdom and Canada.

Raul Fernandez is the chairman of ObjectVideo, a private technology company that develops video analytics software for automated security surveillance. He is also a special advisor to General Atlantic Partners, a growth equity firm with over \$17 billion under management. Fernandez founded Proxicom, an internet services company he started in 1991 with \$40,000 in savings. After taking Proxicom public in 1999 and growing the business to more than \$200 million in revenue, he sold it to Dimension Data in 2001. Fernandez also serves on the board of Liz Claiborne; TROW, a Toronto-based engineering and consulting firm; ValueOptions, the nation's largest independent behavioral healthcare company; Network Solutions, the leader in web-based domain name and related services and Capital Acquisition Corporation, a \$250 million telecommunications, technology and media-oriented special purpose acquisition company.



TED LEONIS

Chairman and Majority Owner
Lincoln Holdings



LINCOLN HOLDINGS

...continued

Michelle DiFelo Freeman is the owner and an active board member of the Carl M. Freeman Companies, with offices in Olney, Md., and Fenwick Island, Del. The Freeman Companies has over 60 years in a variety of real estate ventures, currently with special expertise in land acquisition, land planning, development and redevelopment for award-winning, amenity-rich residential communities and neighborhood shopping centers. Michelle is also the founding president and chairman of the board of the Joshua M. Freeman Foundation, created in 2007 to conceptualize, construct and operate sustainable facilities that support the arts, the environment and athletic achievement. Michelle has also served as the president and chairman of the board of the Carl M. Freeman Foundation since 2007.

Sheila C. Johnson, a successful entrepreneur and impassioned philanthropist, is CEO of Salamander Hospitality, LLC, overseeing a growing portfolio of luxury properties including The Woodlands Resort & Inn in Summerville, S.C., Innisbrook Resort & Golf Club in Innisbrook, Fla., and Salamander Resort & Spa in the foothills of the Blue Ridge Mountains in Middleburg, Va., which is poised to become one of the most unique retreats in the world when it opens in early 2011. Johnson is president and managing partner of the WNBA's Washington Mystics. She has long been a powerful influence in the entertainment industry as a founding partner of Black Entertainment Television (BET) and most recently as a film producer. Her film *A Powerful Noise* premiered at the 2008 Tribeca Film Festival in New York. On March 5, 2009 *A Powerful Noise* premiered in more than 450 theatres throughout the country to celebrate International Women's Day.

Richard Kay is currently chairman of SENTRILLION Inc., a "TS" (Top Secret) border security, cyber-security, information assurance and healthcare managed services company. He is the former founder, chairman and CEO of OTG Software, a data storage software company that he founded in 1992. OTG became the leader in online data storage solutions. OTG was acquired by Legato Systems in 2002 and Kay remained on the board of directors until the acquisition of Legato Systems by EMC in 2003. Kay currently serves on the board of directors of the University of Maryland School of Engineering. He is a special partner with ABS Capital, a multibillion dollar equity investment firm focused on healthcare, IT and media companies. Kay is also an honorary member of the board of directors of Venture Philanthropy Partners.

Jeong H. Kim is the 11th president of Bell Labs, the communication industry's most heralded research organization. His background ranges from being a CEO of a high technology start-up to senior executive of a Fortune 500 corporation. Kim's early career encompassed computer design, satellite systems design and data communications and included seven years as a nuclear submarine officer in the U.S. Navy. Kim holds a Ph.D. in Reliability Engineering from the University of Maryland, a Master's degree in Technical Management and Bachelor's degree in Electrical Engineering and Computer Science from Johns Hopkins University. Kim currently serves on the boards of the Johns Hopkins University, Stanford University's Freeman Spogli Institute of International Studies, and Global Internet Ventures.

Mark D. Lerner, representing members of the Lerner | Cohen | Tanenbaum family, is a principal owner of the Washington Nationals Baseball Club and a principal of Lerner Enterprises, a Rockville, Md., based real estate development, management and investment company founded in 1952 by his father, Ted Lerner. Lerner Enterprises development activity is mainly concentrated in the Washington, D.C., metropolitan area. Lerner and his family have been involved in many worthwhile causes including the Charles E. Smith Jewish Day School, Hebrew University of Jerusalem, The George Washington University, Georgetown Day School, The Scleroderma Foundation of Greater Washington, Jewish Community Centers of Greater Washington and the District of Columbia, JCC Maccabi Games, The United States Holocaust Memorial Museum, Imagination Stage, ADL In Concert against Hate, YouthAids, Juvenile Diabetes, Junior Achievement, Food and Friends and the Washington Nationals Dream Foundation, among many others.


George P. Stamas is a senior partner in the Washington and New York offices of the international law firm Kirkland & Ellis LLP. A graduate of the Wharton School of the University of Pennsylvania (1973) and the University of Maryland Law School (1976), Stamas began his career as a special counsel in the Enforcement Division of the Securities & Exchange Commission. He has been listed in Chambers USA: America's Leading Lawyers and Best Lawyers in America for many years and was previously named by The American Lawyer as one of the leading 45 lawyers in America under the age of 45. Stamas was the former vice chairman of the board of Deutsche Banc Alex Brown, Inc., a founding board member of FTI Consulting (NYSE), and also serves on the boards of NexCen Brands, Inc., Gridpoint Technologies, Medicity, Inc., and MidOcean Partners. He is also a venture partner of New Enterprise Associates and is active in numerous local and national civic affairs.



PETER BICHÉ

President, Business Operations/ Chief Financial Officer

Peter Biché oversees the business operations and financial functions of the Washington Wizards organization and Verizon Center. Biché first started with the company in 1996 as its Chief Financial Officer and was promoted to President of Business Operations in 2007.



In his role as President of Business Operations, Peter Biché oversees all sales and marketing activities at the company, including ticket sales, corporate marketing, executive seating, customer service, game operations, and community and public relations, and he represents the Wizards as a member of the NBA Board of Governors. As Chief Financial Officer, he is responsible for all financial functions including corporate financing, accounting, budgeting, insurance, and tax matters. In addition to these duties, Biché is responsible for managing relationships with Washington Sports' general and limited partners, as well as with numerous professional advisors including legal and banking relationships.

Prior to joining Washington Sports & Entertainment in 1996, Biché spent 15 years as an investment banker in New York, Chicago, and Philadelphia. He advised on mergers and acquisitions, public and private financings, and other corporate finance activities. He was particularly active with corporations in the media, communications, entertainment, and sports industries.

Biché received a bachelor's degree from Georgetown University and an MBA from the Wharton School at the University of Pennsylvania. He is on the Board of Trustees/Directors for The Key School, The Children's Theater of Annapolis, The National Sports Education Foundation, Washington Sports & Entertainment Charities and several private companies. Peter Biché resides in Annapolis, MD with his wife Ginger and his sons, William and Hayes.

MATT WILLIAMS

Chief of Staff, Executive Vice President

Matt Williams is in his 21st season with the organization, and his third as Chief of Staff and Executive Vice President of Washington Sports and Entertainment. In this role, Williams represents Chairman Abe Pollin's interests in all aspects of the business as well as Pollin's outside interests and chairs Washington Sports and Entertainment's Executive Council, which oversees the day-to-day operations of the company. Williams is also Pollin's spokesman to the media, Washington Sports & Entertainment staff and public.




Previously, Williams spent a decade as the Senior Vice President of Communications for Washington Sports & Entertainment. In that role, Williams oversaw the public relations, broadcasting and website divisions for Washington Sports & Entertainment, including the Wizards and Verizon Center. Williams was also the executive producer of Wizards Magazine, a highlight and interview-based television show. Under Williams' guidance, Wizards Magazine won two Capital Region Emmy Awards. He continues to oversee Wizards broadcasting.

Prior to joining the Wizards, Williams spent two years as a publicist for the Capital Centre and spent two seasons as the Assistant Public Relations Director for the Atlanta Hawks. A 1987 graduate of Emory University in Atlanta, Williams has previous experience with the Atlanta Braves, Atlanta Falcons and CNN. He resides in Alexandria, VA.



All your complex
IT CHALLENGES. One proven
FEDERAL PARTNER.



Verizon Business services hundreds of government contracts.

When you're challenged with upgrading your agency's IT infrastructure, safeguarding critical data, and making applications more available, you might wonder where to start. Fortunately, we can help. At Verizon Business, we offer proven IT, security, communications, and networking solutions—as well as professional services—to government and business.

We're also the only company providing solutions under the Networx, WITS 3, Connections, and Alliant contracts. Let us tailor a solution to secure and improve your data and infrastructure. We can help your agency be more efficient, effective, and productive—today.

Learn more at verizonbusiness.com/federal.



IT



SECURITY



COMMUNICATIONS



NETWORK



PROFESSIONAL SERVICES



2009
2010

BASKETBALL OPERATIONS




WWW.WASHINGTONWIZARDS.COM

ERNIE GRUNFELD

President

Ernie Grunfeld is entering his seventh season as president of the Washington Wizards. With 32 years of NBA experience as a player, broadcaster, coach and executive, Grunfeld's vision and leadership have been paramount to the Wizards' success.



Now in his 20th season as a top personnel executive in the NBA, Grunfeld's long list of accomplishments includes two trips to the NBA Finals, four Eastern Conference Finals appearances, 16 playoff berths with three different teams (including 11 straight from 1991-2001 while with the New York Knicks and Milwaukee Bucks) and 17 seasons of at least .500 basketball.

Grunfeld joined the Wizards organization on June 30, 2003. In just his second year in Washington (2004-05), the Wizards won a playoff series for the first time in over two decades with a roster that was largely assembled under his guidance. Four years later, when the team made its fourth consecutive playoff appearance, Grunfeld's Wizards reached an organizational goal of becoming perennial playoff contenders, and now aim to take the next step towards becoming a perennial power in the Eastern Conference and in the NBA.

"Everything he has done has been with the focus of making us a playoff contender for years to come," said Wizards Chairman Abe Pollin. "Some moves have shown immediate returns and others are made with an eye towards the future. That's the mark of a good manager."

Grunfeld triggered the Wizards' ascent in the Eastern Conference with the acquisition of a trio of talented performers in Gilbert Arenas, Antawn Jamison and Caron Butler, all of whom blossomed into multi-time All-Stars in Washington. Arenas was signed as a restricted free agent out of Golden State in 2003, and Jamison and Butler were acquired, respectively, via trades with the Dallas Mavericks in 2004 and the Los Angeles Lakers in 2005. Grunfeld recently augmented Washington's talent and depth with the acquisition of versatile veterans Mike Miller and Randy Foye, a move that is widely regarded as a key reason why Washington is poised to re-join the upper echelon of the Eastern Conference in 2009-10.

With Brendan Haywood and DeShawn Stevenson returning from injury, Grunfeld has built a versatile veteran rotation that melds well with his draftees; Andray Blatche (49th overall in 2005), Nick Young (16th in 2007), Dominic McGuire (47th in 2007) and JaVale McGee (16th in 2008).

In the process of building a contender in the Eastern Conference, Grunfeld's attention to detail resulted in the renovating and upgrading of the team's facilities at Verizon Center. The major overhaul included the interior and exterior of the team's locker room and the basketball operations and coaching offices.

Prior to joining the Wizards, Grunfeld spent the previous four seasons as general manager of the Milwaukee Bucks, where the team's 14 playoff wins during his tenure exceeded its cumulative total in the 12 seasons prior to his arrival. During his tenure, the Bucks posted a record of 177-151 (.540) and qualified for the playoffs three times. Included in the Bucks' run of playoff success was a trip to the 2001 Eastern Conference Finals, where they pushed Philadelphia to a deciding Game Seven.

Grunfeld solidified his reputation as a top talent evaluator with a series of second round picks that helped build the Bucks' roster. Grunfeld's eye for finding talent in the second round began when he selected Michael Redd with the 43rd overall pick in 2000, as Redd blossomed into an All-Star performer. Grunfeld has also tabbed Jason Hart (2000), Ronald Murray (2002) and, more recently, Andray Blatche (2005) and Dominic McGuire (2007) in the second round of the NBA Draft to stake his claim as a premier draft day executive.

During Grunfeld's reign as the Knicks' top personnel executive, New York advanced to the Conference Semifinals of the NBA Playoffs for nine consecutive seasons (1991-99). His tenure included five 50-plus win seasons, three Atlantic Division Championships and two trips to the NBA Finals. In eight full seasons of decision-making for New York, Grunfeld's Knicks teams compiled a record of 397-227 (.636) in the regular season and a 61-44 mark in the playoffs.



...continued

Grunfeld was named General Manager of the New York Knicks on April 23, 1991, and was later promoted to President and General Manager on February 23, 1996. His tenure in New York was punctuated by Eastern Conference Championships in 1994 and '99, the latter of which marked the first time in NBA history that an eighth seed advanced to the Finals. Remarkably, after Patrick Ewing was felled by injury, the '99 Finals squad featured an entirely different starting five than the previous Eastern Conference Champion Knickerbockers just five years earlier.

Under Grunfeld, the mid-'90's Knicks completely rebuilt and reloaded to an elite level without missing a beat. Highlighted by trades for Latrell Sprewell and Marcus Camby, as well as the signing of free agent Kurt Thomas, Grunfeld's moves helped catapult the Knicks to the Finals in '99. Three years earlier, Grunfeld acquired both Larry Johnson and Allan Houston on the same day in '96. Under Grunfeld's guidance, the Knicks played in front of a sold-out Madison Square Garden from 1993-99.

Originally drafted by Milwaukee with the 11th overall selection in 1977, Grunfeld played in the NBA for nine seasons. After two seasons in Milwaukee, he played for the Kansas City Kings from 1979-82 before signing with the Knicks as a free agent in 1982. Grunfeld retired following the 1985-86 season with a career average of 7.4 points per game in 693 career games played.

Following his playing career, Grunfeld served as the Knicks radio analyst for the MSG Network from 1986-89. Prior to the 1989-90 season, he served as an assistant coach for the Knicks under Stu Jackson before his promotion to the front office.

Born in Romania, Grunfeld came to New York City in 1964 with his father, Alex and mother, Livia. He enjoyed a stellar collegiate career at the University of Tennessee, where he left as the school's all-time leading scorer with 2,249 points. He teamed with Bernard King at Tennessee to form the "Ernie and Bernie Show" and later played with King in New York. Grunfeld was a member of the 1976 Olympic Team that won gold in Montreal.

Upon his arrival in Washington DC, Grunfeld was quick to establish himself as an active member of the community in the nation's capital. His participation in the organization's community outreach programs, including Thanksgiving luncheons, holiday gift deliveries, and charitable bowling tournaments helped set an example of excellence for the Wizards and the community.

In May of 2005, Grunfeld was named by USA Basketball to a panel of nine basketball executives that will advise the United States' men's senior national program on matters including coaches and players selection.

Grunfeld and his wife, Nancy, have two children, Rebecca Grunfeld Hamilton, a 2007 graduate of Georgetown Law School who is now a second-year associate at the law firm of Kaye Scholer in Washington, DC, and Danny, a former First-Team Academic All-American from Stanford University, who now plays professional basketball in Spain.



TOMMY SHEPPARD

Vice President of Basketball Administration



In his seventh season with the Wizards organization, Tommy Sheppard is in his 16th year of service to the NBA. As Washington's Vice President of Basketball Administration, Sheppard assists with the day-to-day operations of a basketball department that brought three All-Stars in Gilbert Arenas, Antawn Jamison, and Caron Butler to Washington, and added veteran experience to the Wizards' core with Mike Miller, Randy Foye, Fabricio Oberto and DeShawn Stevenson. After Washington's streak of four consecutive appearances in the NBA Playoffs was snapped last season, Sheppard played a pivotal role in bringing head coach Flip Saunders to the nation's capital, giving the Wizards a perfect match between their veteran players and experienced coaching staff. Previously, in the summer of 2008, Sheppard played an integral role in the re-signing of both Arenas and Jamison.

Sheppard's role in Washington includes responsibilities with salary cap management, negotiations, draft preparation and talent evaluation of collegiate athletes and professionals; domestically and abroad. Additional responsibilities of Sheppard's include an assisting role in the recruitment and evaluation of free agents, statistical evaluation of NBA players, the hiring of coaches and personnel, and monitoring the Wizards' efforts in the NBA's Player Programs. Sheppard is also specifically tasked with organizing the Wizards' training camp and preseason schedules, overseeing the athletic training, strength training and equipment areas for the team, and overseeing in-arena renovations to areas including the Wizards locker room, players lounge, family lounge and front offices.

Previously a member of the Denver Nuggets organization since 1994, Sheppard served as the Nuggets' Senior Director of Team Services and Player Relations before his arrival in Washington. With Denver, he oversaw all internal and external communications functions and served as the club's primary spokesperson. He also scouted internationally and evaluated high school, collegiate and minor league talent.

An active figure within the United States Olympic Movement for over a decade, Sheppard worked as a press attaché for the three Summer Olympic Games (1996, 2000, 2004), as well as three Olympic Festivals and the 2003 Pan American Games. He assisted with the formation of the Northern European Basketball League (which realigned as part of FIBA Europe) and continues to serve as a consultant for Lithuanian legend and former NBA star Sarunas Marciulionis in various basketball projects.

Sheppard graduated from New Mexico State University in 1991, where he was a three-year member of the Aggie football team. After getting his start in media relations as a student assistant at New Mexico State, Sheppard headed the sports information office at UNLV before taking ranks in the National Basketball Association in 1994. Sheppard and his wife, Rosie, are the parents of five daughters: Bailey, Rebekah, Abby, Emma and Tessa, and one son, Tommy Jr.



MILT NEWTON

Vice President of Player Personnel



As the Washington Wizards Vice President of Player Personnel, Milton M. Newton is in his seventh season with the Wizards organization. Newton's responsibilities include an assisting role in the day-to-day front office responsibilities of the organization - including salary cap and player management - while directing the overall scouting efforts for the franchise. Newton oversaw the creation of Washington's comprehensive scouting database which includes players from both the collegiate and professional ranks, domestically and abroad, he also spearheads the Wizards' pre-draft efforts in scouting and conducts the team's workouts of prospective draftees.

Prior to his hire with the Wizards organization, Newton held several basketball related posts. Most recently, as a key contributor to the creation of the National Basketball Development League, Newton assisted in the development of league policies and procedures and served as the Director of Player Personnel for three years. In that role, Newton was responsible for the evaluation, recruitment and signing of all players and assisting the Executive Director in the league's day-to-day basketball operations. In the league's first two years of operation, Newton played an instrumental role in the transition of 22 players from the NBDL to the NBA.

Newton's career also includes a two-year stint as a scout with the Philadelphia 76ers where he was responsible for collegiate and advance scouting, with an assisting role in the evaluating and selecting of draft choices. Additionally, Newton served as the Assistant Director for the USA Men's Basketball program from 1995-99, where he coordinated the USA Men's Basketball National Team trials, training camps, exhibition games and team competitions, and served as a liaison for USA Men's Basketball teams at international competitions. During his five-year tenure at USA Basketball, Newton contributed to the success of Dream Team III at the XXIII Summer Olympic Games in Atlanta, GA. He has also traveled abroad to Johannesburg, South Africa as part of the NBA's Basketball Without Borders delegation during the last three summers, and in the summer of 2009 Newton hosted four "Show The Love" basketball clinics in his native Virgin Islands to teach fundamental skills to youths of ages 8-18 in conjunction with the Virgin Islands Basketball Federation.

A member of the 1988 University of Kansas National Championship team under Larry Brown, Newton was named to the NCAA Midwest Regional and Final Four All-Tournament teams. After serving as team captain and being selected as the MVP in 1989, he went on to play in the Continental Basketball Association for the Rockford Lightning and Grand Rapids Hoops. Raised in the Nation's Capital, Newton is an inductee of the Calvin Coolidge Sr. High School Alumni Association.

Newton received his Master of Science in Sports Administration from the University of Kansas in 1992 and his Bachelor of Science in Education from the University of Kansas in 1989. Born in St. Thomas, Virgin Islands and raised in Washington, DC, Newton resides in Bowie, MD with his wife, Shalaua, their six-year-old daughter, Shaniya Adell, and two-year-old son, Miles Kenneth.



FLIP SAUNDERS

Head Coach

Flip Saunders was named the 22nd head coach in franchise history on April 22, 2009. In two decades at the professional level, including 13 seasons in the NBA, Saunders has cemented his reputation as one of the finest coaches in the game of basketball.

With a record of 587-396 entering the 2009-10 season, his .597 winning percentage (seventh among active coaches) is topped only by Phil Jackson (.746), Pat Riley (.722), Don Nelson (.611) and Jerry Sloan (.600) among all-time NBA coaches in their first 13 seasons, and ranks seventh-best all-time among coaches with at least 900 games at the helm. Saunders has seven 50-win seasons to his credit as an NBA head coach, and with four Conference Finals runs in 11 post-season appearances, he defines what it means to be playoff-tested.



Saunders joined the Wizards after leading the Detroit Pistons to a 176-70 (.715) record from 2005-08, the highest winning percentage of any coach in their franchise history. In 2007-08, the third of Saunders' three seasons with the Pistons, he guided Detroit to their third consecutive Central Division crown with a 59-23 regular season record (the second-best record in the Eastern Conference). Saunders recorded his 500th win as an NBA head coach during the 2006-07 campaign, becoming just the 26th coach in NBA history at the time to reach that mark. Saunders' first season in Detroit in 2005-06 included a record of 24-3 after 27 games, making him just the second coach in NBA history to start a season 24-3 in his first year as head coach of a new team (Bill Sharman led the Lakers to a 39-3 start in 1971-72). He became the only coach in NBA history to win Eastern Conference Coach of the Month honors for three consecutive months (November '05, December '05, January '06), and he helmed the Eastern Conference All-Star team in Houston in 2006 (as one of only six coaches in NBA history to be named head coach of the All-Star team in both the Eastern and Western Conferences). During that season, Detroit tied a franchise record for most home victories (37), and set a franchise record for road wins (27). In three seasons in Detroit, Saunders' Pistons finished with the best record in the Eastern Conference twice (2005-06, 2006-07), and ranked in the top three of the NBA in points per game allowed each season (including a first place finish in 2007-08), showing that Saunders is equally adept at defensive scheming as he is on the offensive end.

Prior to joining Detroit, Saunders spent nine-plus years with the Minnesota Timberwolves (1995-2005), where he guided the club to eight consecutive playoff appearances and a Western Conference-best and franchise-best 58-24 record in 2003-04 -- a season that culminated in a berth in the Western Conference Finals. During his tenure in Minnesota, he won NBA Western Conference Coach of the Month honors four times (April '04, February '03, January '01, January '00) and coached the Western Conference during the 2004 NBA All-Star Game in Los Angeles. Saunders' time with Timberwolves represented the best years in the franchise's history, and placed him as the organization's all-time winningest coach. He posted a winning record in six of his nine full seasons as head coach, compiling an overall record of 411-326 (.558).

Saunders' impressive coaching resume also includes seven consecutive seasons of 30 or more victories in the CBA, two CBA Championships ('90, '92), a pair of CBA Coach of the Year honors ('90, '92) and 23 CBA-to-NBA player promotions. He ranks third all-time in the CBA with 253 career victories (253-137, .649) during stops with the Rapid City Thrillers (1988-89), La Crosse Catbirds (1989-94) and Sioux Falls Skyforce (1994-95). In September 2001, Saunders guided the United States men's basketball team to a perfect 5-0 record and a gold medal at the Goodwill Games in Brisbane, Australia.

The Cleveland, Ohio, native began his successful coaching career at Golden Valley Lutheran College, where he compiled a 92-13 record (including a perfect 56-0 mark at home) in four seasons. In 1981, he joined the coaching staff at his alma matter, the University of Minnesota, as an assistant coach where he helped the Golden Gophers to the 1982 Big Ten Championship. After five seasons at Minnesota, Saunders moved to an assistant coach position at the University of Tulsa, where he worked for two seasons before heading to the pro ranks.



...continued

Saunders, 54, was an All-America basketball player at Cuyahoga Heights High School in Cleveland. During his senior season in 1973, he was named Ohio's Class A High School Basketball Player of the Year after averaging a state-high 32.0 points per game. He continued his basketball career at Minnesota, where he teamed with Kevin McHale and started in 101 of his 103 career games.

Saunders was born February 23, 1955, in Cleveland, Ohio. He and his wife, Debbie, have four children: Ryan, Mindy and twins Rachel and Kimberly.

CAREER COACHING RECORD

| <u>YEAR</u> | <u>TEAM</u> | <u>RECORD</u> |
|------------------|-------------------|-----------------------|
| 1988-89 | Rapid City (CBA) | 38-16 |
| 1989-90 | La Crosse (CBA) | 42-14 |
| 1990-91 | La Crosse (CBA) | 32-24 |
| 1991-92 | La Crosse (CBA) | 40-16 |
| 1992-93 | La Crosse (CBA) | 32-24 |
| 1993-94 | La Crosse (CBA) | 35-21 |
| 1994-95 | Sioux Falls (CBA) | 34-22 |
| CBA TOTAL | | 253-137 (.649) |

| <u>YEAR</u> | <u>TEAM</u> | <u>RECORD</u> |
|---------------------|-----------------|-----------------------|
| 1995-96 | Minnesota (NBA) | 20-42 |
| 1996-97 | Minnesota (NBA) | 40-42 |
| 1997-98 | Minnesota (NBA) | 45-37 |
| 1998-99 | Minnesota (NBA) | 25-25 |
| 1999-00 | Minnesota (NBA) | 50-32 |
| 2000-01 | Minnesota (NBA) | 47-35 |
| 2001-02 | Minnesota (NBA) | 50-32 |
| 2002-03 | Minnesota (NBA) | 51-31 |
| 2003-04 | Minnesota (NBA) | 58-24 |
| 2004-05 | Minnesota (NBA) | 25-26 |
| 2005-06 | Detroit (NBA) | 64-18 |
| 2006-07 | Detroit (NBA) | 53-29 |
| 2007-08 | Detroit (NBA) | 59-23 |
| NBA TOTAL | | 587-396 (.597) |
| CAREER TOTAL | | 840-533 (.612) |



RANDY WITTMAN

Assistant Coach

Randy Wittman enters his first season as an assistant coach with the Washington Wizards, bringing a wealth of NBA coaching experience and knowledge to the bench. Prior to coming to Washington, Wittman served as head coach of the Minnesota Timberwolves from January 23, 2007 to December 8, 2008. That marked his third stint with the Timberwolves, as he also served as an assistant coach with Minnesota from 1994-1999 and from 2001-2005.

Wittman earned his first NBA head coaching job in Cleveland, where he led the Cavaliers for two seasons from 1999-2001. He began his coaching career as an assistant coach with the Indiana Pacers in 1992, and later worked as an assistant for the Dallas Mavericks and Orlando Magic.

A 1983 graduate of Indiana University, Wittman played collegiately under Bobby Knight, helping the Hoosiers to a NCAA championship in 1981. He was originally drafted by the Washington Bullets with the 22nd pick of the 1983 NBA Draft, but was traded to the Atlanta Hawks prior to the start of the 1983-84 season. Wittman played nine seasons in the NBA for Atlanta, Sacramento and Indiana before retiring in 1992 with a career average of 7.4 points per game (.501 FG%) in 543 games.

As a two-time academic All-American at Indiana, he was also named the Co-Big Ten Player of the Year as a senior in 1983. Wittman was inducted into the Indiana University Hall of Fame in 1995, and in 2007 he was inducted into the Indiana Hall of Fame. A native of Indianapolis, Wittman and his wife, Kathy, have two children, Ryan and Lauren.



DON ZIERDEN

Assistant Coach

Don Zierden begins his first season as an assistant coach with the Washington Wizards after being named to Flip Saunders' staff on June 3, 2009. Zierden comes to Washington after spending the previous two seasons as head coach of the WNBA's Minnesota Lynx. Prior to working in the WNBA, Zierden served as an assistant coach under Saunders for two seasons with the Detroit Pistons from 2005-07.

The Minnesota native began his NBA working relationship with Saunders in Minnesota with the Timberwolves, where he served as the team's video coordinator for the 1999-2000 season. Following his first season with the Minnesota, he was promoted to assistant coach/director of player development on July 11, 2000. Zierden was a part of the coaching staff that led the Timberwolves to the Western Conference finals in 2004, and he remained with the club through the 2004-05 season.

Zierden's coaching career has also included time spent under Saunders at the University of Tulsa (1986-88), and in the Continental Basketball Association with the La Crosse Catbirds (1990-94, including winning the 1992 CBA Championship). Additionally, Zierden has been the head coach of the CBA's Pittsburgh Piranhas (who he took to the CBA Finals in 1995), and the La Crosse Bobcats.

Zierden resides in Minnesota with his wife, Anne, and two children, Isaiah and Rachel.



SAM CASSELL

Assistant Coach

Sam Cassell begins his first season in the NBA coaching ranks after his hire by the Wizards on May 21, 2009. Cassell moves to the bench after an outstanding 15-season NBA career, in which he won three NBA championships; two with the Houston Rockets in 1994 and 1995 and one with the Boston Celtics in 2008.

In 993 career regular season games, the former All-Star averaged 15.7 points and 6.0 assists per game. Cassell made his mark as a clutch player in his rookie season in 1994 when he averaged 9.4 points and 4.2 rebounds off of the bench in the playoffs to help the Rockets to their first NBA Championship, and was a key contributor on the Rockets squad that won the title again in 1995.

The Baltimore native also appeared in the Eastern Conference Finals with Wizards President Ernie Grunfeld's Milwaukee Bucks in 2001 and the Western Conference Finals with Flip Saunders' Minnesota Timberwolves in 2004.

The 2003-04 season marked one of Cassell's finest seasons as a professional, as he averaged 19.8 points and 7.3 assists per game. Cassell was named to the NBA All-Star game for the first time in his career and was also named All-NBA Second Team during that campaign.

Cassell played two seasons at San Jacinto College in Texas before starring at Florida State University from 1991-1993. In 2004, Cassell was inducted into the Florida State Athletic Hall of Fame.



WES UNSELD, JR.

Assistant Coach

Entering his 12th year as a member of the Wizards organization, Wes Unsel Jr. is in his fifth season as an assistant coach.

Just four days after his graduation from The Johns Hopkins University in 1997, Unsel began his career in scouting, with both professional and collegiate responsibilities to the Wizards organization. Promoted to advance scout in his first season, the thirty-three-year-old Unsel has logged over a decade of service in Washington. In September of 2009, Unsel was part of a delegation from the Wizards front office that traveled to China to commemorate the 30-year anniversary of the Team's historic visit there in 1979.

The Wizards' ultimate source of scouting reports both on opposing teams and individuals, Unsel plays a vital role in game planning and preparation. In 2004-05, Unsel was an invaluable member of a staff that guided Washington to its first postseason series victory in over two decades, and his player development skills were paramount to a coaching staff that led the Wizards to a second consecutive playoff appearance in 2005-06; his first season as an assistant coach. Now, after four consecutive postseason appearances from 2004-08, Unsel's responsibilities continue to grow.

In addition to his nine-year tenure as advance pro scout for the Wizards, Unsel also spent three seasons as an advance scout for the WNBA's Washington Mystics (1998-2000). In 1998, he spent part of the season serving as assistant coach for the Mystics.

The son of Bullets great Wes Unsel, Unsel Jr. played on The Johns Hopkins' Blue Jays men's basketball team for three seasons. Unsel currently resides in Maryland.



MIKE WELLS

Assistant Coach/Advance Scout

Mike Wells is in his first season as an assistant coach/advance scout for the Washington Wizards, and as in his 16th NBA season. Wells comes to the Wizards after spending four seasons in the same role with the San Antonio Spurs, including San Antonio's NBA Championship season in 2007. Prior to joining the Spurs, Wells spent the 2004-05 season as an assistant coach with the Los Angeles Lakers under Rudy Tomjanovich.

Wells began his career in the NBA in 1995 with the eventual NBA Champion Houston Rockets as the team's assistant video coordinator, and was promoted to video coordinator in 1996. His stint with the Rockets spanned 10 seasons as he became a full-time assistant coach during the summer of 1999. Prior to working for the Rockets, Wells served as a scout for Team USA from 1999-2003 under Tomjanovich and Larry Brown. During his tenure there, Team USA won the gold medal at the 2000 Summer Olympics in Sydney, Australia.

A 1993 graduate of Mount Vernon Nazarene, Wells served as an assistant coach for the Cougars for two seasons while he obtained a Master's Degree in Sports Science from the United States Sports Academy. He and his wife, Jacqueline, have one son, Trenton.



RYAN SAUNDERS

Assistant Coach/Statistical Analysis

Ryan Saunders continues the family tradition by joining his father on the sidelines in the role of assistant coach/statistical analysis.

Saunders comes to the Wizards after spending last year coaching under Tubby Smith at the University of Minnesota, where he helped the Golden Gophers to an NCAA Tournament appearance. In addition to his on-court work, he helped players with their academic and social development off the court.

Before moving to the sidelines, Saunders played four seasons at Minnesota, where he was a two-time team captain, four-time scholar athlete award winner and 2006 Big Ten All-Academic selection. He earned his bachelor's degree in sport management and is currently pursuing his master's degree in applied kinesiology.

Saunders is involved with various youth basketball camps and charitable organizations in Minnesota.



GENE BANKS

Assistant Coach/Player Development

Gene Banks begins his first season with the Wizards as assistant coach/player development. He brings over 30 years of top-level basketball experience to the staff, including stints playing and coaching in the NBA, CBA, NCAA and overseas.

Banks came to basketball prominence as a legend at West Philadelphia High, where he earned All-America honors three seasons and became one of the top recruits in the country as the MVP of the 1977 McDonald's High School All-American game and the prestigious Dapper Dan Classic for High School All-Americans. Banks then attended Duke University, and finished his collegiate career with averages of 16.8 points and 7.9 rebounds per game, while earning First Team All-ACC honors as a senior and Second Team honors his first three seasons (including recognition as the ACC Rookie of the Year after helping the Blue Devils reach the NCAA championship game). Banks was a two-time NCAA All-American, led the ACC in scoring as a senior, and graduated from Duke with a degree in history. After serving as commencement speaker at graduation, he was later inducted into the Duke Sports Hall of Fame in 1994.

Following his career at Duke, Banks was selected by the San Antonio Spurs in the second round (28th overall) of the 1981 NBA Draft. He went on to play four seasons (1981-85) for the Spurs before being traded to Chicago, where he would play the final two seasons of his career (1985-87). Banks compiled career averages of 11.3 points and 5.8 rebounds in 468 NBA games, with his best year coming in 1982-83 when he averaged 14.9 points and 7.6 rebounds while shooting .550 from the floor in 81 games for the Spurs.

Banks also played and served as player/coach overseas in France, Israel, Italy and Argentina and played in the CBA (including La Crosse, where he played under Flip Saunders). He has coached the women's program at Bluefield State and spent two seasons as the head coach and athletic director at Bennett College.

Banks has been active in the community throughout his playing and coaching career, serving as a motivational speaker and mentoring underprivileged youth through his work with the Gene Banks Foundation. He has two sons and three daughters, all raised by Banks as a widower after his wife, Isabelle, training passed away after battling Multiple Sclerosis.



TIM CONNELLY

Director of Player Personnel



In his tenth year with the Wizards organization, Tim Connelly is Washington's Director of Player Personnel. Connelly's role includes head scouting, salary cap and database management, player evaluation responsibilities, as well as assisting the Wizards Vice President of Player Personnel with all front office duties.

Including a four-year stint as a scout for the Wizards, Connelly's travels have taken him across five continents to identify the top talent in the basketball world. Well-known both internationally and domestically in basketball circles, Connelly has enjoyed a rapid ascent in the Wizards organization.

The Baltimore product began working for the Wizards as an intern in the basketball operations department in 1996, and after his graduation from DC's Catholic University in 1999, Connelly was named to the Wizards scouting staff as Assistant Video Coordinator. In 2000, Connelly became a full-time scout for Washington, and later assumed the head scouting role.

Connelly's service to the game of basketball has spanned the globe in recent years. During the summer of 2006, Connelly served as a coach for the NBA's Basketball Without Borders program in South Africa, as well as at the Seed Academy in Dakar, Senegal. In the summer of 2007, Connelly visited Dublin, Ireland to help raise youth awareness of cultural diversity and integration through the sport of basketball, and to work with the Irish federation on future basketball related initiatives. More recently, with his brother and Wizards scout Pat, Connelly visited England in his personal efforts to aid the globalization of basketball.

A graduate of Towson Catholic High School, Connelly has aspirations to further his involvement in grass-roots basketball programs in his hometown of Baltimore. One of seven children and five brothers, each of Connelly's brothers -- Joe, Pat, Daniel and Kevin -- played basketball at Towson Catholic; the powerhouse Baltimore program. Joe is currently a coach and teacher at Baltimore Freedom Academy; Pat is employed as a scout with the Wizards, and Daniel works as an assistant coach at Princeton.

ED TAPSCOTT

Director of Player Programs/Scout



With over a quarter-century of experience in a variety of basketball related roles, Ed Tapscott is in his third season with the Wizards. In his current role, Tapscott is tasked with implementing player programs that focus on life skills training and development, counseling, assistance, education and career transition, he will also provide scouting for the team.

A native Washingtonian, Tapscott returned to DC after serving as President and Chief Executive Operating Officer of the Charlotte Bobcats from 2003-2006. In that role, Tapscott directed the organization's basketball and business operations. Tapscott's career in basketball began in Medford, MA in 1975 as a graduate assistant coach at Tufts University, and he later moved to American University where he began as an assistant coach under Gary Williams during the 1977-78 season. He was elevated to head coach in 1982 and he guided the Eagles to more victories than any other coach in the program's history.

Tapscott's career also includes a tenure as vice president of player personnel and basketball operations for the New York Knicks, including a stint as Interim President and General Manager of the Knicks during the 1990's. He also served as interim head coach of the Wizards for the final 71 games of the 2008-09 season.

Tapscott completed his undergraduate and graduate studies at Tufts University, where he also played basketball for Head Coach Tom Penders. He completed his legal education at the Washington College of Law at American University. Ed and his wife, Janis Thomas, have a daughter, Logan.



ERIC WATERS

Head Athletic Trainer

Eric Waters is in his sixth season as the head athletic trainer for the Wizards after spending the previous four years as the assistant athletic trainer of the Chicago Bulls.

Certified as an athletic trainer (ATC), strength and conditioning coach (CSCS), corrective exercise specialist (CES) and performance enhancement specialist (PES), Waters is a former secretary of the National Basketball Athletic Trainers Association. He now serves on the Political Action Committee for the National Athletic Trainers Association, and was recently elected Eastern Conference representative for the NBATA. His career has also included assistantships with Northwestern University and the University of Iowa, and he spent two seasons with NFL Europe working as the head athletic trainer for the London Monarchs and the assistant athletic trainer for the Rhein Fire, after an internship with the NFL's Carolina Panthers in 1997 that introduced him to football athletic training.

In 2005, Waters was part of a delegation that visited Beijing, China as part of the NBA's Basketball Without Borders program, and in 2006, Waters traveled to Puerto Rico with the BWB delegation.

Waters received a Bachelor's degree in exercise science and Bachelor's degree in psychology from the University of Iowa in 1995 and a masters in exercise science from Boise State University in 1998. He is also active in the Big Brothers/Big Sisters program.



DREW CLEARY

Strength and Conditioning Coach

Now in the sixth season of his second stint with the Wizards, Drew Cleary has become a fixture in the Teams facilities. Prior to his return to DC in 2004, Cleary saw stints as an assistant with the Portland Trail Blazers and the Orlando Magic. He also personally trained Scottie Pippen (2001-2004) and Monica Seles (1997).

Cleary earned his Master's degree in exercise science from Boise State University (1995) and received a Bachelor's degree in kinesiology and psychology from Lewis-Clark State College (1994), where he was a point guard on the basketball team. Cleary actively helps young basketball players through designing strength and conditioning programs, and conducting camps free of charge online at hoopstrength.com. Cleary and his fiancé, Patrice, have a son, Hunter.



COREY BENNETT

Assistant Athletic Trainer

Corey Bennett is in his second season as assistant athletic trainer for the Washington Wizards. Prior to joining the Wizards, Bennett served as assistant athletic trainer for the University of Miami football team from 2004-05, and was an instructor in the Hurricanes Athletic Training Program. He also spent five seasons as assistant athletic trainer for the NFL's Buffalo Bills from 1999-2004.

Certified as an Athletic Trainer (ATC), member of the American Heart Association (CPR & AED), and the National Academy of Sports Medicine as a Corrective Exercise Specialist (CES), Bennett received a Bachelor's degree in exercise and sports science from the University of Florida in 1996 and a Master's in sport health science from Life University in 1999. Upon his graduation from Florida, Bennett spent two years as a graduate assistant athletic trainer at Georgia Tech. While at Georgia Tech, Bennett worked as assistant trainer with the football team, and was the head athletic trainer for the softball program. A native of West Palm Beach, FL, Bennett resides in Centreville, VA, with his wife, Lizette, their son, Jalen, and daughter, Joslyn.



KOICHI SATO

Assistant Athletic Trainer

In his second season with the Wizards organization, Sato came to Washington after working as athletic trainer/performance specialist for Levi Jones of the NFL's Cincinnati Bengals in 2007-08 and at Athletes' Performance in Los Angeles in 2006-07. Previously, Sato provided medical care to Sun Devil athletes at Arizona State University for nine years as a graduate assistant, then as assistant athletic trainer, spending the last four seasons with the Sun Devil men's basketball program. Sato worked for the Chicago White Sox organization as head athletic trainer for the Bristol White Sox in the summer of 1999 and for the Chicago Bears as an intern athletic trainer in the summer of 2002. Sato also worked as medical support staff for Olympic medalists Dwight Phillips (long jump) and Tim Harden (sprints).

Born in Koriyama, Japan, Sato graduated from Tokyo International University in 1993 with a Bachelor's degree in international study/Russia & Eastern European studies. He then graduated from Eastern Illinois University in 1997 with a Bachelor's degree in physical education/athletic training and graduated from Arizona State University with a Master's degree in exercise science/biomechanics.

The son of Kazushi and Kazuko Sato, he is active in speaking at sports medicine conferences and workshops both in Japan and the United States. Sato was a faculty associate at the Kinesiology Department at Arizona State University and taught advanced athletic training courses. A member of the National Athletic Trainers' Association, Japan Athletic Trainers' Organization (JATO) and National Academy of Sports Medicine, Sato received the President's Challenge Award by JATO in 2007.



JASON HERVEY

Video Coordinator

Jason Hervey begins his first season with the Wizards as the team's video coordinator. Hervey plays a vital role in the coaching staff's preparation by providing video breakdowns of opposing teams and individual players as well as video analysis of the individual strengths and weaknesses of Wizards players.

Hervey comes to the Wizards after spending the last four seasons with the Detroit Pistons. He began with the Pistons as a voluntary video intern during Flip Saunders' first year as the team's head coach before being promoted to assistant video coordinator. In his three seasons in that role, Hervey assisted with game edits and opponent scouting while preparing all college edits for the Pistons' draft.

Prior to joining the Pistons, Hervey was a two-sport athlete and completed his student teaching at Defiance College (Div. III) in Ohio. He helped the Yellow Jackets to two NCAA Tournament berths and a Heartland Conference title while picking up all-conference honorable mention honors as a senior in basketball. In football, he led the team in touchdown receptions on the way to the school's first conference title and playoff berth.



ROB SULLER

Equipment Manager

In his fifth season as the team's equipment manager, Rob Suller is in his 14th year with the organization. Suller is responsible for the ordering, distributing and supervising of all player equipment and uniforms. He originally joined the organization as a team attendant during the 1994-95 season, and served as an assistant equipment manager for the Wizards from 2000-2005 before being promoted to equipment manager prior to the 2005-06 season. A native of Clinton, MD, Suller resides in Falls Church, VA, with his wife, Amanda, their daughter, Jenna Carynn (5), and son, Jaden Espn (2). Rob and Amanda are active in the Angelmans Syndrome Foundation (www.angelman.org) to encourage awareness of Jenna's rare genetic condition. Suller attended the University of Maryland.



JERRY WALTER

Basketball Facilities Manager

Jerry Walter is in his 19th season with the Wizards organization in the basketball facilities/ equipment management realm, while the 2009-10 NBA season marks Walter's 27th season of working at the team's home games. Currently in his fifth season as the basketball facilities manager, Walter is responsible for the daily maintenance of the Wizards locker room and practice facility. He also assists in the ordering, distributing and supervising of all player equipment and uniforms at home and on the road. Prior to joining the Wizards, Walter served in the U.S. Army for three years. A native of Washington, DC, Walter proudly resides in Southwest DC.



JACK MILES

Team Services Manager

Jack Miles is in his sixth season with the Wizards as the Manager of Team Services. In this role, he oversees the Wizards' player development program and assists the basketball operations staff in a variety of activities. Prior to joining the Wizards, Miles spent four seasons as the director of player security for the Milwaukee Bucks. He also served as a lieutenant in the Philadelphia Sheriff's Department and served in the United States Marine Corps, where he reached the mark of Corporal during his tenure. Miles is a native of Philadelphia, PA, and currently resides in Arlington, VA.



MIKE WILSON

Director of College Scouting

The 2009-10 NBA season marks Mike Wilson's eighth in the NBA, and his sixth season with the Washington Wizards. In his current role with the Wizards, Wilson is relied on as one of the team's top evaluators of collegiate talent. Prior to joining the NBA as a scout with the Denver Nuggets in 2002, Wilson coached collegiately for 13 years, most recently as an assistant at Auburn University. With stints at the University of Rhode Island, Baylor, UNC-Wilmington, Spartanburg Methodist, McNeese State and Penn State, Wilson started his basketball career in 1989 as an assistant coach at Slippery Rock University.

A native of Pittsburgh, PA, Wilson graduated from Bethel Park High School and earned his college degree from Southeastern. Mike and his wife, Renee, have two children, a daughter, Leah (16), and son, Braden (7). The family currently resides in Round Rock, TX.



PAT CONNELLY

Advance Scout/College Scout/ Basketball Operations Assistant

Pat Connelly is in his fourth season as a scout for the Washington Wizards. Connelly is responsible for scouting Wizards opponents and preparing game reports that aid the coaches and players in preparation for upcoming games, and also scouts collegiate basketball games across the country. Prior to joining the Wizards staff, Connelly served as a graduate assistant for the men's basketball team at Baylor University from 2004-06, where he also earned a master's degree in speech communication. More recently, Connelly visited England with his brother and Wizards director of player personnel, Tim, in his personal efforts to aid the globalization of basketball.

Connelly served as an assistant coach for the Brighton Bears in England during the 2003-04 season and helped guide the Bears to the British Basketball League title. Connelly earned an undergraduate degree from Mount St. Mary's in 2002 in business. A native of Baltimore, Connelly currently resides in Columbia, Maryland.



DAVID M. OSNOS

Legal Counsel

David Osnos has been a close, trusted advisor and lawyer for Wizards Chairman Abe Pollin for over 50 years and the basketball franchise for 45 years. Osnos is also Of Counsel for noted Washington, DC law firm Arent Fox. In his sports law practice, Osnos represents the Wizards as well as Verizon Center on a myriad of issues including player contracts, executive employment contracts, media contracts (television, cable and radio), and advertising and promotional contracts.

A true Arent Fox lifer, David Osnos joined the firm in 1956 following graduation from law school. As counsel, his principal areas of activity include real estate, tax, securities, corporate, estate planning and sports law. Osnos served for 20 years as chairman of Arent Fox's Executive Committee.

With regard to real estate acquisitions and sales, Osnos has performed work for office buildings, shopping centers, industrial properties, multifamily and single-family developments, as well as hotels. He has represented both landlords and tenants on a variety of leasing matters and has extensive experience in all types of finance. Osnos also performs client work in the areas of federal income tax as well as gift and estate tax. Additionally, he is experienced in federal securities law work and general corporate work. Among his significant transactions are the development and construction of the Capital Centre and the Verizon Center.

In December 2004, the Legal Times of Washington recognized Osnos as the leading real estate attorney in the District of Columbia. He also serves as director or trustee of numerous organizations including EastGroup Properties and VSE Corporation and is counsel to the board of Washington Real Estate Investment Trust.

Osnos graduated from Harvard College (summa cum laude) in 1953 and from Harvard Law School (cum laude) in 1956.

RICH BRAND

Legal Counsel

Rich Brand is a partner in the business department at the Washington, DC-based firm Arent Fox LLP, where he focuses on sports law, real estate and corporate transactions, e-commerce, partnership and corporate law.

Brand represents the Washington Wizards in the preparation and negotiation of various player, coaching and front office executive contracts, player trades, interpretation of the league's collective bargaining agreement, salary cap analysis, and related NBA matters. He is also involved in all aspects of the Verizon Center's operations, including financings and refinancings, naming rights, sponsorships and promotional agreements. Brand represented Washington Sports & Entertainment Limited Partnership in the acquisition, development, financing and naming of Verizon Center.

Brand represents a number of other professional sports teams, including the New Jersey Nets, Charlotte Bobcats, Washington Mystics and DC United, as well as other owners of sports and entertainment facilities in connection with naming rights transactions, sponsorship, advertising, promotional agreements, suite and club seat licensing, and financing. He represented the New Jersey Nets and Brooklyn Arena, LLC, in connection with the Barclays Center Naming Rights transaction, the largest arena naming rights and team sponsorship transaction in the history of sports and entertainment. More recently, Brand represented the Charlotte Bobcats in connection with the Time Warner Cable Center arena naming rights and team sponsorship transaction and the related media rights agreement with Fox Sports.



DR. MARC CONNELL

Team Physician

Dr. Marc Connell is in his 17th season as the team physician for the Wizards. Dr. Connell is an orthopedic surgeon at Sibley Memorial Hospital and clinical assistant professor of orthopedic surgery at The George Washington University.

He also serves as a team physician for the Washington Nationals and Washington Mystics, and once served as the Chief Medical Officer for World Cup soccer at the Washington, DC venue in 1994. He is a member of the American Board of Orthopedic Surgery (ABOS), and American Academy of Orthopedic Surgeons (AAOS).

Dr. Connell is a graduate of Georgetown University, and he completed an orthopedic fellowship at Yale University in 1993. He and his wife, Marybeth, live in Bethesda, MD and have three children, Marc Jr. (14), Woods Bradley (11) and Catherine (9).



DR. BARRY S. TALESNICK

Team Physician

Dr. Barry S. Talesnick is in his tenth season as a team physician for the Wizards after being a team consultant since 1992. A native of Brooklyn, NY, Dr. Talesnick received his undergraduate degree from the Brooklyn College of Pharmacy where he was valedictorian of his class (1975).

He graduated with honors from New York Medical College in 1980 and subsequently completed his internal medicine residency at the Washington Hospital Center and a cardiology fellowship at the University of Maryland Hospital in Baltimore. Dr. Talesnick, a Fellow of the American College of Cardiology, is board certified in Internal Medicine, Cardiovascular Diseases and is a licensed pharmacist.

He resides in Rockville, Maryland, with his wife Debbie. They have three children: Justin, William and Heather.



Cathy Smith
Manager, Administration,
Basketball Operations



Jennifer Thomas
Director of Player Services



Lisa Center
Administrative Assistant,
Basketball Operations



Billy Campbell
Administrative Assistant,
Basketball Operations



Eugene Park
Basketball Operations Coordinator



Ryan Moreland
Administrative Assistant,
Basketball Operations



2009
2010

PLAYERS



WWW.WASHINGTONWIZARDS.COM

HOW THE WIZARDS WERE BUILT



Brendan Haywood (8/1/01)
Acquired from the Orlando Magic in exchange for Laron Profit and a first-round draft pick.



Dominic McGuire (6/28/07)
Drafted in the second round (47th overall) of the 2007 NBA Draft.



Gilbert Arenas (8/8/03)
Signed as a restricted free agent.



JaVale McGee (6/26/08)
Drafted in the first round (18th overall) of the 2008 NBA Draft.



Antawn Jamison (6/24/04)
Acquired from the Dallas Mavericks in exchange for Jerry Stackhouse, Christian Laettner and the draft rights to Devin Harris.



Mike James (12/10/08)
Acquired from the New Orleans Hornets with Javaris Crittenton in a three-team trade that sent Antonio Daniels to New Orleans and a conditional draft pick to Memphis.



Andray Blatche (6/28/05)
Drafted in the second round (49th overall) of the 2005 NBA Draft.



Javaris Crittenton (12/10/08)
Acquired from the Memphis Grizzlies with Mike James in a three-team trade that sent Antonio Daniels to New Orleans and a conditional draft pick to Memphis.



Caron Butler (8/2/05)
Acquired from the Los Angeles Lakers along with Chucky Atkins in exchange for Kwame Brown and Laron Profit.



Mike Miller (6/24/09)
Acquired from the Minnesota Timberwolves with Randy Foye in exchange for Etan Thomas, Darius Songaila, Oleksiy Pecherov and the No. 5 selection of the 2009 NBA Draft.



DeShawn Stevenson (8/5/06)
Signed as a free agent.



Randy Foye (6/24/09)
Acquired from the Minnesota Timberwolves with Mike Miller in exchange for Etan Thomas, Darius Songaila, Oleksiy Pecherov and the No. 5 selection of the 2009 NBA Draft.



Nick Young (6/28/07)
Drafted in the first round (16th overall) of the 2007 NBA Draft.



Fabricio Oberto (8/11/09)
Signed as a free agent.



WASHINGTON WIZARDS ROSTER

| # | Player | Pos. | Ht. | Wt. | DOB | From |
|----|--------------------|------|------|-----|----------|--------------------------|
| 0 | Gilbert Arenas | G | 6-4 | 215 | 01/06/82 | Arizona |
| 7 | Andray Blatche | F/C | 6-11 | 260 | 08/22/86 | South Kent Prep (CT) |
| 3 | Caron Butler | F/G | 6-7 | 228 | 03/13/80 | Connecticut |
| 8 | Javaris Crittenton | G | 6-5 | 200 | 12/31/87 | Georgia Tech |
| 15 | Randy Foye | G | 6-4 | 213 | 09/24/83 | Villanova |
| 33 | Brendan Haywood | C | 7-0 | 263 | 11/27/79 | North Carolina |
| 13 | Mike James | G | 6-2 | 188 | 06/23/75 | Duquesne |
| 4 | Antawn Jamison | F | 6-9 | 235 | 06/12/76 | North Carolina |
| 34 | JaVale McGee | C/F | 7-0 | 250 | 01/19/88 | Nevada |
| 5 | Dominic McGuire | F/G | 6-9 | 230 | 10/20/85 | Fresno State |
| 6 | Mike Miller | G/F | 6-8 | 218 | 02/19/80 | Florida |
| 21 | Fabricio Oberto | F/C | 6-10 | 245 | 03/21/75 | Las Varillas, Argentina |
| 2 | DeShawn Stevenson | G | 6-5 | 218 | 04/03/81 | Washington Union HS (CA) |
| 1 | Nick Young | G/F | 6-7 | 210 | 06/01/85 | Southern California |

Head Coach

Flip Saunders (Minnesota)

Assistant Coaches

Randy Wittman (Indiana)
 Don Zierden (Mount Senario)
 Sam Cassell (Florida State)
 Wes Unseld, Jr. (Johns Hopkins)

Athletic Trainer

Eric Waters (Iowa)



GILBERT ARENAS



POSITION: **G**
 HEIGHT: **6-4**
 WEIGHT: **215**

COLLEGE: ARIZONA
BIRTHDATE: JANUARY 6, 1982
HIGH SCHOOL: ULYSSES S. GRANT,
 VAN NUYS, CA
YEARS PRO: 8

DRAFTED: 31ST OVERALL (SECOND ROUND) BY
 GOLDEN STATE IN 2001
TRANSACTIONS: Signed as a restricted free agent by
 Washington (8/8/03)...Re-signed as an unrestricted free
 agent by Washington (7/13/08).

Season-By-Season Statistics

| Year-Team | G | GS | MIN | FGM | FGA | PCT | FG3M | FG3A | PCT | FTM | FTA | PCT | OFF | DEF | TOT | AST | PF | DQ | STL | TO | BLK | PTS | RPG | APG | PPG |
|---------------|------------|------------|--------------|-------------|-------------|-------------|------------|-------------|-------------|-------------|-------------|-------------|------------|-------------|-------------|-------------|-------------|-----------|------------|-------------|------------|-------------|------------|------------|-------------|
| 01-02 GSW | 47 | 30 | 1155 | 174 | 384 | .453 | 39 | 113 | .345 | 124 | 180 | .775 | 41 | 91 | 132 | 174 | 115 | 3 | 69 | 97 | 11 | 511 | 2.8 | 3.7 | 10.9 |
| 02-03 GSW | 82 | 82 | 2866 | 509 | 1180 | .431 | 109 | 313 | .348 | 370 | 468 | .791 | 97 | 289 | 386 | 514 | 260 | 3 | 124 | 290 | 17 | 1497 | 4.7 | 6.3 | 18.3 |
| 03-04 WAS | 55 | 52 | 2066 | 358 | 914 | .392 | 125 | 333 | .375 | 237 | 317 | .748 | 55 | 199 | 254 | 275 | 176 | 2 | 103 | 226 | 12 | 1078 | 4.6 | 5.0 | 19.6 |
| 04-05 WAS | 80 | 80 | 3274 | 656 | 1523 | .431 | 205 | 562 | .365 | 521 | 640 | .814 | 83 | 295 | 378 | 411 | 245 | 1 | 139 | 242 | 23 | 2038 | 4.7 | 5.1 | 25.5 |
| 05-06 WAS | 80 | 80 | 3384 | 746 | 1668 | .447 | 199 | 540 | .369 | 655 | 799 | .820 | 59 | 221 | 280 | 484 | 286 | 4 | 161 | 297 | 25 | 2346 | 3.5 | 6.1 | 29.3 |
| 06-07 WAS | 74 | 73 | 2942 | 647 | 1548 | .418 | 205 | 584 | .351 | 606 | 718 | .844 | 61 | 277 | 338 | 443 | 249 | 1 | 139 | 236 | 13 | 2105 | 4.6 | 6.0 | 28.4 |
| 07-08 WAS | 13 | 8 | 425 | 78 | 196 | .398 | 22 | 78 | .282 | 74 | 96 | .771 | 6 | 45 | 51 | 66 | 30 | 0 | 23 | 49 | 1 | 252 | 3.9 | 5.1 | 19.4 |
| 08-09 WAS | 2 | 2 | 63 | 6 | 23 | .261 | 2 | 7 | .286 | 12 | 16 | .750 | 1 | 8 | 9 | 20 | 4 | 0 | 0 | 1 | 1 | 26 | 4.5 | 10.0 | 13.0 |
| TOTALS | 433 | 407 | 16174 | 3174 | 7436 | .427 | 906 | 2530 | .358 | 2599 | 3214 | .809 | 403 | 1425 | 1828 | 2387 | 1365 | 14 | 758 | 1438 | 103 | 9853 | 4.2 | 5.5 | 22.8 |

Playoff Statistics

| Year-Team | G | GS | MIN | FGM | FGA | PCT | FG3M | FG3A | PCT | FTM | FTA | PCT | OFF | DEF | TOT | AST | PF | DQ | STL | TO | BLK | PTS | RPG | APG | PPG |
|---------------|-----------|-----------|------------|------------|------------|-------------|-----------|------------|-------------|------------|------------|-------------|-----------|-----------|-----------|------------|-----------|----------|-----------|-----------|-----------|------------|------------|------------|-------------|
| 04-05 WAS | 10 | 10 | 450 | 73 | 194 | .376 | 18 | 77 | .234 | 72 | 94 | .766 | 8 | 44 | 52 | 62 | 34 | 1 | 21 | 39 | 6 | 236 | 5.2 | 6.2 | 23.6 |
| 05-06 WAS | 6 | 6 | 284 | 65 | 140 | .464 | 20 | 46 | .435 | 54 | 70 | .771 | 7 | 26 | 33 | 32 | 21 | 1 | 13 | 20 | 4 | 204 | 5.5 | 5.3 | 34.0 |
| 07-08 WAS | 4 | 2 | 94 | 14 | 36 | .389 | 5 | 12 | .417 | 10 | 12 | .833 | 0 | 7 | 7 | 11 | 13 | 1 | 2 | 8 | 0 | 43 | 1.8 | 2.8 | 10.8 |
| TOTALS | 20 | 18 | 828 | 152 | 370 | .411 | 43 | 135 | .319 | 136 | 176 | .773 | 15 | 77 | 92 | 105 | 68 | 3 | 36 | 67 | 10 | 483 | 4.6 | 5.3 | 24.2 |

CAREER HIGHS


| | |
|------------------------------|------------------------------|
| Points..... | 60, WAS @ LAL, 12/17/06 |
| Minutes..... | 53 (2x), WAS @ DET, 11/25/05 |
| Field Goals..... | 21, WAS @ PHX, 12/22/06 |
| Field Goal Attempts..... | 37, WAS @ PHX, 12/22/06 |
| Three-Point Field Goals..... | 8, LAL @ WAS, 02/28/04 |
| Three-Point Attempts..... | 15 (3x), LAL @ WAS, 02/03/07 |
| Free Throws..... | 23, GSW @ WAS, 02/08/06 |
| Free Throw Attempts..... | 27, WAS @ LAL, 12/17/06 |
| Offensive Rebounds..... | 5, MIN @ GSW, 01/17/03 |
| Defensive Rebounds..... | 10 (3x), CHI @ WAS, 02/26/04 |
| Total Rebounds..... | 12 (3x), CHI @ WAS, 02/26/04 |
| Assists..... | 15, GSW @ MEM, 11/11/02 |
| Steals..... | 8, SAC @ WAS, 03/17/04 |
| Turnovers..... | 9 (4x), SAC @ WAS, 02/22/07 |
| Blocks..... | 3, CLE @ WAS, 02/10/06 |

PLAYOFF HIGHS

| | |
|------------------------------|------------------------------|
| Points..... | 44, WAS @ CLE, 05/03/06 |
| Minutes..... | 53 (2x), CLE @ WAS, 05/05/06 |
| Field Goals..... | 14 (3x), CLE @ WAS, 05/05/06 |
| Field Goal Attempts..... | 27, CLE @ WAS, 05/05/06 |
| Three-Point Field Goals..... | 6, WAS @ CLE, 05/03/06 |
| Three-Point Attempts..... | 12, WAS @ CHI, 04/27/05 |
| Free Throws..... | 14 (2x), CLE @ WAS, 04/30/06 |
| Free Throw Attempts..... | 19, MIA @ WAS, 05/14/05 |
| Offensive Rebounds..... | 2 (4x), CLE @ WAS, 04/30/06 |
| Defensive Rebounds..... | 7, WAS @ CHI, 04/24/05 |
| Total Rebounds..... | 8, WAS @ CHI, 04/24/05 |
| Assists..... | 14, MIA @ WAS, 05/12/05 |
| Steals..... | 6, WAS @ MIA, 05/08/05 |
| Turnovers..... | 6 (2x), CLE @ WAS, 04/28/06 |
| Blocks..... | 2, CHI @ WAS, 04/30/05 |

WIZ FACTS

- ▶ **Is the franchise's first player since Elvin Hayes (1972-77) to be named to an All-NBA team in at least three consecutive seasons (2004-07).**
- ▶ **Holds the franchise record for most points scored in a single game (60 at LAL, 12/17/06).**
- ▶ **Has a collection of over 600 autographed jerseys of past and present NBA players.**



PROFESSIONALLY: Enters the 2009-10 season just 147 points away from 10,000 in his career...Is a three-time NBA All-Star (2005, 2006, 2007)...Was named to the All-NBA Second Team in 2006-07 after being an All-NBA Third Team selection in 2004-05 and 2005-06...Became the franchise's first player since Elvin Hayes (1972-73 to 1976-77) to be named to an All-NBA team in three consecutive seasons...With Walt Bellamy, is one of only two players in franchise history to score 2,000+ points in three consecutive seasons (2004-05 to 2006-07)...Set a new Washington franchise scoring record with 60 points at LAL (12/17/06)...Tied the Verizon Center scoring record with 51 points vs. UTA (1/15/07)...Is Washington's all-time leader in three-point field goals made (758, entering 2009-10)...Has recorded three career triple-doubles...Has been named Eastern Conference Player of the Week seven times during his career, and was named Eastern Conference Player of the Month once (12/06)...Has scored 40+ points 28 times in his career, and scored 50+ points in three games (all in 2006-07)...As a second-round draft pick, was the first player from the 2001 NBA Draft class to earn All-Star recognition...Named the 2002-03 NBA Most Improved Player...Named Most Valuable Player of the Rookie Challenge during NBA All-Star Weekend in 2003.

PERSONALLY: Raised in Los Angeles and was a standout basketball player at Ulysses S. Grant High School in Van Nuys, CA...Has a son, Alijah, and a daughter, Izela Semayah...Served as a spokesperson for the NBA Fit program to raise awareness of physical fitness and nutrition to fight childhood obesity...Through the Gilbert Scores for Schools program, donated \$100 for every point he scored at Verizon Center to a different Washington, DC area school each game during the 2006-07 and 2007-08 seasons...Was featured on the cover of EA Sports NBA Live '08 video game...Is also a feature athlete of adidas' Impossible is Nothing campaign...Has two adidas signature shoes; the GilZero and GIIIZero...Served as a host for the official NBA/Spalding instructional video, and endorses Spalding's full line of basketballs and backboards on a worldwide basis...Had a wax statue created in his likeness for display at Madame Tussauds in Washington, DC...Wears #0 because of the number of minutes his detractors said he would get at the University of Arizona...Supported Beyoncé's pre-concert food donation drive in Washington, DC during her Beyoncé Experience Tour in 2007...Joined NBA Hall of Famer Earvin "Magic" Johnson for the Freddie Mac Hoops for the Homeless Basketball Tournament at Verizon Center in June, 2007, to benefit six non-profit organizations that serve the homeless...Recognized by The Sporting News as one of the top "Good Guys" in sports in 2005 and 2006...Has a collection of over 500 autographed jerseys of past and present players, and purchased a chair used and autographed by President Barack Obama at a Wizards game with a \$25,000 donation to Wizards Care...Has created the Zero 2 Hero Foundation to promote the safety and well-being of children by raising funds to support organizations that aid in the preservation of families through foster care, adoption and child welfare services, as well as to help the homeless...Named the NBA Community Assist Award winner for the month of August, 2005...Purchased \$18,000 worth of goods and delivered them to Hurricane Katrina victims sheltered at the DC Army in September, 2005...Was featured in Essence Magazine as part of the magazine's "Do Right Men" issue...Through the NBA Cares program, became involved with the Make-A-Wish foundation and the Special Olympics...Owns a top-ranked Halo Team called Final Boss, which is affiliated with Major League Gaming and X-Box...Also known as "Agent Zero" and "The Hibachi"...Has a website, gilsarena.com, where fans can learn more about his Zero 2 Hero Foundation.

2008-09: Made his season debut vs. DET (3/28) and recorded a double-double with 15 points and 10 assists...Scored 11 points and had 10 assists with six rebounds and zero turnovers in a win vs. CLE (4/2)...Tallied a 20-to-1 assist-to-turnover ratio in two games played...By comparison, the second-best assist-to-turnover ratio in the NBA in 2008-09 was Travis Diener's 5.6-to-1 ratio...Became the first player since turnovers became an official stat in 1977-78 to record 20 assists and only one turnover in his first two games of the season...Missed the first 73 games of the season following a surgical procedure on his left knee (9/18), but played in two of the final eight games (also missed 3/29, 4/1, 4/4, 4/8, 4/10, 4/13, 4/15).

2007-08: Averaged 19.4 points, 5.1 assists and 3.9 rebounds in 13 regular season games (eight starts)...Averaged 14.6 points, 3.8 assists and 3.2 rebounds in 21.8 minutes in five games as a reserve...Started Washington's first eight games of the season before undergoing knee surgery, and played as a reserve after returning from a 66-game absence...Returned to action vs. MIL (4/2) at Verizon Center, and scored 17 points in 19:47 minutes played...Scored 27 points had eight assists vs. MIN (11/16)...Had a season-high 11 assists vs. IND (11/14)...Scored a season-high 34 points at IND (10/31)...Missed 69 games due to illness/injury (left knee surgery, 11/17-3/31; precautionary reasons, 4/5, 4/14, 4/16).

continued on page 58



ANDRAY BLATCHE



POSITION: **F/C**
HEIGHT: **6-11**
WEIGHT: **260**

FROM: SOUTH KENT PREP (CT)

DRAFTED: 49TH OVERALL (SECOND ROUND) BY WASHINGTON IN 2005

BIRTHDATE: AUGUST 22, 1986

HIGH SCHOOL: HENNINGER, SYRACUSE, NY

TRANSACTIONS: Re-signed as a restricted free agent by Washington (8/17/07).

YEARS PRO: 4

Season-By-Season Statistics

| Year-Team | G | GS | MIN | FGM | FGA | PCT | FG3M | FG3A | PCT | FTM | FTA | PCT | OFF | DEF | TOT | AST | PF | DQ | STL | TO | BLK | PTS | RPG | APG | PPG |
|---------------|------------|-----------|-------------|------------|-------------|-------------|-----------|-----------|-------------|------------|------------|-------------|------------|------------|-------------|------------|------------|----------|------------|------------|------------|-------------|------------|------------|------------|
| 05-06 WAS | 29 | 0 | 175 | 26 | 67 | .388 | 3 | 13 | .231 | 10 | 12 | .833 | 12 | 26 | 38 | 10 | 36 | 0 | 5 | 12 | 7 | 65 | 1.3 | 0.3 | 2.2 |
| 06-07 WAS | 56 | 13 | 682 | 86 | 197 | .437 | 4 | 27 | .148 | 30 | 49 | .612 | 77 | 114 | 191 | 39 | 94 | 0 | 17 | 49 | 32 | 206 | 3.4 | 0.7 | 3.7 |
| 07-08 WAS | 82 | 15 | 1675 | 254 | 536 | .474 | 3 | 13 | .231 | 107 | 154 | .695 | 164 | 261 | 425 | 92 | 258 | 4 | 53 | 112 | 114 | 618 | 5.2 | 1.1 | 7.5 |
| 08-09 WAS | 71 | 36 | 1703 | 297 | 630 | .471 | 5 | 21 | .238 | 114 | 162 | .704 | 126 | 252 | 378 | 118 | 211 | 2 | 53 | 117 | 74 | 713 | 5.3 | 1.7 | 10.0 |
| TOTALS | 238 | 64 | 4235 | 663 | 1430 | .464 | 15 | 74 | .203 | 261 | 377 | .682 | 379 | 653 | 1032 | 259 | 599 | 6 | 128 | 290 | 227 | 1602 | 4.3 | 1.1 | 6.7 |

Playoff Statistics

| Year-Team | G | GS | MIN | FGM | FGA | PCT | FG3M | FG3A | PCT | FTM | FTA | PCT | OFF | DEF | TOT | AST | PF | DQ | STL | TO | BLK | PTS | RPG | APG | PPG |
|---------------|----------|----------|------------|-----------|-----------|-------------|----------|----------|-------------|----------|-----------|-------------|-----------|-----------|-----------|----------|-----------|----------|----------|----------|----------|-----------|------------|------------|------------|
| 06-07 WAS | 2 | 0 | 25 | 4 | 6 | .667 | 0 | 0 | --- | 1 | 1 | 1.000 | 3 | 4 | 7 | 0 | 2 | 0 | 0 | 1 | 0 | 9 | 3.5 | 0.0 | 4.5 |
| 07-08 WAS | 6 | 0 | 89 | 9 | 21 | .429 | 0 | 1 | .000 | 4 | 12 | .333 | 7 | 13 | 20 | 1 | 15 | 0 | 2 | 5 | 6 | 22 | 3.3 | 0.2 | 3.7 |
| TOTALS | 8 | 0 | 113 | 13 | 27 | .461 | 0 | 1 | .000 | 5 | 13 | .385 | 10 | 17 | 27 | 1 | 17 | 0 | 2 | 6 | 6 | 31 | 3.4 | 0.1 | 3.9 |

CAREER HIGHS

| | | |
|------------------------------|----|----------------------------|
| Points..... | 26 | PHI @ WAS, 11/20/07 |
| Minutes..... | 40 | UTA @ WAS, 02/01/08 |
| Field Goals..... | 12 | PHI @ WAS, 11/20/07 |
| Field Goal Attempts..... | 19 | WAS @ GSW, 01/19/09 |
| Three-Point Field Goals..... | 1 | (15x), WAS @ DAL, 03/07/09 |
| Three-Point Attempts..... | 3 | (4x), WAS @ MIN, 02/25/07 |
| Free Throws..... | 8 | MIA @ WAS, 12/29/07 |
| Free Throw Attempts..... | 10 | MIA @ WAS, 12/29/07 |
| Offensive Rebounds..... | 7 | (2x), OKC @ WAS, 12/27/08 |
| Defensive Rebounds..... | 10 | SAS @ WAS, 02/06/08 |
| Total Rebounds..... | 15 | (2x), OKC @ WAS, 12/27/08 |
| Assists..... | 5 | (3x), WAS @ HOU, 12/29/08 |
| Steals..... | 3 | (5x), NYK @ WAS, 01/16/09 |
| Turnovers..... | 5 | (3x), WAS @ SAS, 03/06/09 |
| Blocks..... | 5 | (3x), GSW @ WAS, 11/25/08 |

PLAYOFF HIGHS

| | | |
|---------------------------|----|---------------------------|
| Points..... | 9 | WAS @ CLE, 04/21/08 |
| Minutes..... | 25 | (2x), CLE @ WAS, 04/24/08 |
| Field Goals..... | 4 | WAS @ CLE, 04/21/08 |
| Field Goal Attempts..... | 8 | WAS @ CLE, 04/21/08 |
| Three-Point Attempts..... | 1 | CLE @ WAS, 04/24/08 |
| Free Throws..... | 2 | CLE @ WAS, 04/24/08 |
| Free Throw Attempts..... | 6 | CLE @ WAS, 04/24/08 |
| Offensive Rebounds..... | 3 | (2x), CLE @ WAS, 04/24/08 |
| Defensive Rebounds..... | 4 | (2x), CLE @ WAS, 04/24/08 |
| Total Rebounds..... | 7 | (2x), CLE @ WAS, 04/24/08 |
| Assists..... | 1 | WAS @ CLE, 04/21/08 |
| Steals..... | 1 | (2x), CLE @ WAS, 05/02/08 |
| Turnovers..... | 2 | (2x), CLE @ WAS, 04/24/08 |
| Blocks..... | 2 | (2x), CLE @ WAS, 04/24/08 |

WIZ FACTS

- ▶ Has increased his scoring and rebounding averages in each of his first four seasons as a pro.
- ▶ In 36 games started in 2008-09, averaged 11.8 points, 6.3 rebounds, 2.1 assists and 1.1 blocks per game.
- ▶ Changed his uniform number to #7 from #32 prior to the 2009-10 season.

7

PROFESSIONALLY: Has increased his scoring average (2.2, 05-06...3.7, 06-07...7.5, 07-08...10.0, 08-09) and rebounding average (1.3, 05-06...3.4, 06-07...5.2, 07-08...5.3, 08-09) in each of his four professional seasons...Became the second player in NBA history to record at least 25 points, 12 rebounds, five assists and five blocks in a game as a reserve (11/25 vs. GSW), joining Philadelphia's Charles Barkley (11/28/86).

PERSONALLY: Son of Angela Oliver...Did not play organized basketball until high school...Is a fixture at Wizards community events, including "Wizards Halloween Treat", "Abe's Table", and the annual Family-to-Family Holiday Delivery...Has also visited wounded persons at Andrews Air Force Base and Walter Reed Army Medical Center, spent time with families at the Ronald McDonald House of Northern, Virginia, and hosted a "Reading Time-Out" with students at a local elementary school...Participated in the "We Can!" program to promote a healthy lifestyle among children, and the "Our House, Our Rules" anti-violence writing challenge...Spent four years at Henninger High School in Syracuse, NY, before transferring to South Kent Prep (CT) for a fifth season...As a senior at Henninger, averaged 25.0 points, 18.0 rebounds and 8.0 blocks per game, and led his team to a 20-5 record...Averaged 27.5 points, 16.0 rebounds, and 6.0 blocks during his fifth-year campaign and guided South Kent to a 32-9 record...Earned co-MVP honors at the 2005 Jordan Classic.

2008-09: Averaged a career-high 10.0 points, 5.3 rebounds and 1.7 assists in a career-best 24.0 minutes per game...Also established new career-highs in games started (36), free throw pct. (.704) and steals per game (0.8)...Averaged 11.8 points and 6.3 rebounds as a starter...Recorded seven double-doubles...Had a season-high 25 points vs. GSW (11/25)...Tied his career-high with 15 rebounds vs. OKC (12/27)...Also tied career-highs with five assists (twice), three steals (three times) and five blocks (11/25)...Missed a total of 11 games due to illness/injury (nine due to a left knee strain, 1/28-2/11; two due to a sore left knee, 4/13-4/15).

2007-08: Averaged 7.5 points and 5.2 rebounds per game in 82 regular season games (15 starts)...Averaged 11.5 points and 8.1 rebounds in 15 games started...Joined DeShawn Stevenson as the only two Wizards that appeared in every regular season game...Recorded nine double-doubles...Had a career-high five assists vs. ORL (3/5)...Grabbed a career-high 15 rebounds vs. SAS (2/6)...Scored 19 points and grabbed 13 rebounds in a career-high 40:09 minutes played vs. UTA (2/1)...Had a career-high tying five blocks at ATL (1/11)...Scored a career-high 26 points (12-of-14 fg) vs. PHI (11/20).

2006-07: Averaged 3.7 points and 3.4 rebounds per game in 56 games (13 starts)...Averaged 6.9 points (.500), 5.8 rebounds and 1.3 blocks in 13 games started...Recorded his first career double-double (11 points, 10 rebounds) and blocked a career-high four shots at PHI (2/14)...Made his first career start vs. POR (2/11)...Missed seven games due to illness/injury (left knee sprain, 3/26 - 4/6), and was listed as inactive 13 times.

2005-06: Appeared in 29 games and averaged 2.2 points and 1.3 rebounds in 6.0 minutes per game...Scored five points and had two assists in his NBA debut vs. SEA (11/11)...Averaged 11.2 points and 6.8 rebounds per game in six games for the Roanoke Dazzle of the NBA's D-League (12/14 - 1/2)...Started all six games for the Wizards during the 2005 Vegas Summer League and averaged 9.2 points and 6.8 rebounds per game...Missed one game (3/1, flu) due to illness/injury, and was listed as inactive 20 times.

PLAYOFFS: Has appeared in eight career playoff games...Averaged 3.7 points and 3.3 rebounds in 14.8 minutes per game in six games for Washington during the 2008 NBA Playoffs...Averaged 4.5 points and 3.5 rebounds in 12.5 minutes per game in two games during the 2007 NBA Playoffs.



CARON BUTLER



POSITION: **F/G**
 HEIGHT: **6-7**
 WEIGHT: **228**

COLLEGE: CONNECTICUT
BIRTHDATE: MARCH 13, 1980
HIGH SCHOOL: PARK, RACINE, WI
YEARS PRO: 7

DRAFTED: 10TH OVERALL (FIRST ROUND) BY MIAMI IN 2002

TRANSACTIONS: Traded by Miami with Lamar Odom, Brian Grant, a first-round draft pick and a second-round draft pick to the Los Angeles Lakers for Shaquille O'Neal (7/14/05)...Traded by Los Angeles with Chucky Atkins to Washington for Kwame Brown and Laron Profit (8/2/05)... Signed a contract extension with Washington (10/31/05).

Season-By-Season Statistics

| Year-Team | G | GS | MIN | FGM | FGA | PCT | FG3M | FG3A | PCT | FTM | FTA | PCT | OFF | DEF | TOT | AST | PF | DQ | STL | TO | BLK | PTS | RPG | APG | PPG |
|---------------|------------|------------|--------------|-------------|-------------|-------------|------------|------------|-------------|-------------|-------------|-------------|------------|-------------|-------------|-------------|-------------|----------|------------|-------------|------------|-------------|------------|------------|-------------|
| 02-03 MIA | 78 | 78 | 2858 | 429 | 1032 | .416 | 34 | 107 | .318 | 309 | 375 | .824 | 135 | 262 | 397 | 213 | 230 | 3 | 137 | 192 | 31 | 1201 | 5.1 | 2.7 | 15.4 |
| 03-04 MIA | 68 | 56 | 2030 | 240 | 631 | .380 | 10 | 42 | .238 | 133 | 176 | .756 | 92 | 234 | 326 | 126 | 162 | 0 | 75 | 91 | 13 | 623 | 4.8 | 1.9 | 9.2 |
| 04-05 LAL | 77 | 77 | 2746 | 441 | 991 | .445 | 38 | 125 | .304 | 275 | 319 | .862 | 146 | 304 | 450 | 146 | 213 | 2 | 110 | 125 | 23 | 1195 | 5.8 | 1.9 | 15.5 |
| 05-06 WAS | 75 | 54 | 2708 | 494 | 1086 | .455 | 41 | 120 | .342 | 289 | 332 | .870 | 114 | 352 | 466 | 186 | 238 | 4 | 127 | 175 | 18 | 1318 | 6.2 | 2.5 | 17.6 |
| 06-07 WAS | 63 | 63 | 2474 | 451 | 975 | .463 | 18 | 72 | .250 | 283 | 328 | .863 | 147 | 320 | 467 | 233 | 188 | 0 | 134 | 181 | 17 | 1203 | 7.4 | 3.7 | 19.1 |
| 07-08 WAS | 58 | 58 | 2314 | 439 | 943 | .466 | 66 | 185 | .357 | 236 | 262 | .901 | 93 | 295 | 388 | 284 | 160 | 0 | 128 | 150 | 20 | 1180 | 6.7 | 4.9 | 20.3 |
| 08-09 WAS | 67 | 67 | 2585 | 491 | 1085 | .453 | 65 | 210 | .310 | 345 | 402 | .858 | 118 | 296 | 414 | 290 | 165 | 0 | 106 | 210 | 20 | 1392 | 6.2 | 4.3 | 20.8 |
| TOTALS | 486 | 453 | 17715 | 2985 | 6743 | .443 | 272 | 861 | .316 | 1870 | 2194 | .852 | 845 | 2063 | 2908 | 1478 | 1356 | 9 | 817 | 1124 | 142 | 8112 | 6.0 | 3.0 | 16.7 |

Playoff Statistics

| Year-Team | G | GS | MIN | FGM | FGA | PCT | FG3M | FG3A | PCT | FTM | FTA | PCT | OFF | DEF | TOT | AST | PF | DQ | STL | TO | BLK | PTS | RPG | APG | PPG |
|---------------|-----------|-----------|-------------|------------|------------|-------------|-----------|-----------|-------------|-----------|------------|-------------|-----------|------------|------------|-----------|-----------|----------|-----------|-----------|-----------|------------|------------|------------|-------------|
| 03-04 MIA | 13 | 13 | 511 | 59 | 153 | .386 | 2 | 11 | .182 | 47 | 57 | .825 | 18 | 92 | 110 | 31 | 45 | 0 | 28 | 23 | 7 | 167 | 8.5 | 2.4 | 12.8 |
| 05-06 WAS | 6 | 6 | 262 | 42 | 101 | .416 | 3 | 14 | .214 | 24 | 29 | .828 | 16 | 47 | 63 | 16 | 31 | 2 | 12 | 14 | 4 | 111 | 10.5 | 2.7 | 18.5 |
| 07-08 WAS | 6 | 6 | 246 | 40 | 87 | .460 | 5 | 21 | .238 | 27 | 31 | .871 | 10 | 24 | 34 | 23 | 19 | 0 | 11 | 16 | 1 | 112 | 5.7 | 3.8 | 18.7 |
| TOTALS | 25 | 25 | 1019 | 141 | 341 | .413 | 10 | 46 | .217 | 98 | 117 | .838 | 44 | 163 | 207 | 70 | 95 | 2 | 51 | 53 | 12 | 390 | 8.3 | 2.8 | 15.6 |

CAREER HIGHS

| | |
|------------------------------|------------------------------|
| Points..... | 40, WAS @ MIL, 01/27/08 |
| Minutes..... | 51, WAS @ MIL, 01/27/08 |
| Field Goals..... | 15, MIN @ MIA, 03/28/03 |
| Field Goal Attempts..... | 27, WAS @ MIL, 01/27/08 |
| Three-Point Field Goals..... | 5, WAS @ DAL, 11/26/07 |
| Three-Point Attempts..... | 9, CHI @ WAS, 12/19/07 |
| Free Throws..... | 15, ATL @ WAS, 11/28/06 |
| Free Throw Attempts..... | 17, CHI @ WAS, 01/10/07 |
| Offensive Rebounds..... | 11, WAS @ CHI, 01/27/06 |
| Defensive Rebounds..... | 12, MIA @ CHI, 04/03/04 |
| Total Rebounds..... | 16, WAS @ CHI, 01/27/06 |
| Assists..... | 12, WAS @ LAL, 03/30/08 |
| Steals..... | 7 (2x), WAS @ NJN, 11/08/07 |
| Turnovers..... | 9, WAS @ POR, 01/24/09 |
| Blocks..... | 2 (19x), WAS @ DAL, 03/07/09 |

PLAYOFF HIGHS

| | |
|------------------------------|-----------------------------|
| Points..... | 32, WAS @ CLE, 04/30/08 |
| Minutes..... | 52, CLE @ WAS, 05/05/06 |
| Field Goals..... | 11, WAS @ CLE, 04/30/08 |
| Field Goal Attempts..... | 22, WAS @ CLE, 04/30/08 |
| Three-Point Field Goals..... | 4, WAS @ CLE, 04/30/08 |
| Three-Point Attempts..... | 8, WAS @ CLE, 04/30/08 |
| Free Throws..... | 8 (3x), CLE @ WAS, 05/05/06 |
| Free Throw Attempts..... | 10, MIA @ NOH, 04/24/04 |
| Offensive Rebounds..... | 6, CLE @ WAS, 05/05/06 |
| Defensive Rebounds..... | 14, CLE @ WAS, 05/05/06 |
| Total Rebounds..... | 20, CLE @ WAS, 05/05/06 |
| Assists..... | 5 (4x), WAS @ CLE, 04/30/08 |
| Steals..... | 5, NOH @ MIA, 04/18/04 |
| Turnovers..... | 5 (2x), WAS @ CLE, 04/22/06 |
| Blocks..... | 2 (2x), IND @ MIA, 05/18/04 |

WIZ FACTS

- ▶ Is a two-time NBA All-Star (2007, 2008).
- ▶ Was honored statewide in Connecticut with the proclamation of 'Caron Butler Day' on July 20, 2009.
- ▶ Has increased his scoring average in each of his four seasons as a member of the Wizards.

3

PROFESSIONALLY:

Is a two-time NBA All-Star (2007, 2008)...Is joined by LeBron James as the only two players in the NBA to average at least 20 points, six rebounds and four assists per game in each of the last two seasons...Was the only NBA player to average at least 20 points, six rebounds, four assists and two steals per game in 2007-08, and became the first player to do so since LeBron James and Larry Hughes in 2004-05...Recorded his first three career triple-doubles in 2007-08...Was named Eastern Conference Player of the Week for the week of 1/15/07 - 1/21/07...Combined with Gilbert Arenas and Antawn Jamison to form the highest-scoring teammate trio in the NBA (67.4 points per game) in 2005-06...Named to the NBA All-Rookie First Team in 2002-03.

PERSONALLY:

Full name is James Caron Butler...Lists his mother Mattie Paden as the person he most admires and a person who made a difference in his life, raising him as a single mother...Married Andrea Pink in August, 2005...Has two daughters, Mia Caron and Camary, and a son, Caron Jr...Served as team co-captain with Antawn Jamison in 2007-08 and 2008-09...Was given the Role Model of the Year award by Connecticut's Middlesex County Chamber of Commerce and was honored statewide by Connecticut Governor M. Jodi Rell with the proclamation of 'Caron Butler Day' in Connecticut on July 20, 2009...Through 'Butler's 3D Summer Explosion', hosted a day of service (6/8/09), a charity basketball game (6/14/09), a free basketball clinic (6/22/09), his annual bike brigade (7/25/09), and a back-to-school drive to supply Washington, DC area youth with backpacks (Aug. 09)...Hosted the "Caron Butler Basketball Classic" in January, 2009 which featured six regional high school basketball teams to benefit the Hoop Magic Education Foundation...Traveled to Johannesburg, South Africa, in September 2008 as part of the NBA's Basketball Without Borders delegation to conduct clinics, visit schools and speak to youth...Hosts Caron Butler's Summer Homecoming in his hometown of Racine, Wisconsin, every summer, consisting of several charity events focused on the youth in the community...The City of Racine proclaimed June 8, 2007, Caron Butler Day at City Hall...Through his Caron's Coats for Kids program, distributes coats, hats and gloves to youth in Racine as well as in Washington, DC...Through his "Bike Brigade" program has teamed up with The Salvation Army and Wal-Mart to distribute 2,500 brand new bikes and helmets to youth in Washington, DC and Racine since 2005...Also sponsors the "Cops n' Kids" Legacy Project in Racine to continue the betterment of the Racine community...Was selected to receive the 2008 "Good Brother Award" by the National Congress of Black Women, a group of 20,000 members nationwide...Was awarded the NBA's Community Assist Award for June 2007 in recognition of his efforts in the community and for his ongoing philanthropic work...Has thrown out the ceremonial first pitch at a Washington Nationals game twice...Along with his wife Andrea, was chosen as a 2007 recipient of the Conversation Changers award on behalf of the DC Campaign to prevent teenage pregnancy...Joined DC Tobacco Free Families to help launch the Quit Smoking Campaign at Freedom Plaza in Washington, DC in June 2007, and teamed with Facundo Erpen of D.C. United and members of the DC City Council to announce a landmark \$10 million dollar tobacco prevention and cessation campaign...Recognized by The Sporting News as one of the top "Good Guys" in sports in 2006 for his charitable endeavors...Was tabbed as a Special Deputy by the Philadelphia Sheriff's Department in March 2006...Helped organize "Urban Dialogue: Stop The Violence — A Community Outreach Event" in Racine in August 2005...Was a guest on "The Oprah Winfrey Show" in September 2005 in a show titled "How My Worst Moment Made Me a Star"...Visited incarcerated youth at Oak Hill Youth Detention Center to offer support and share his life story...Would like to open a group home and run it when he is done with his playing career...Teamed with NFL Hall of Famer Marcus Allen, as well as NFL players Michael Strahan, Kevin Faulk and Donnie Edwards among other investors to start Ramsell Dining LLC, which purchased 18 Burger King franchises in Norfolk, VA, and Richmond, VA...Was a communications major at Connecticut...Had his uniform number (54) retired at Racine Park High School during All-Star Weekend in February 2006...Also had his number (25) retired at Maine Central Institute in Pittsfield, Maine in 2002...Was inducted into the New England Sports Hall of Fame in September 2003...Splits time between Fairfax, VA, and Racine, WI.

2008-09:

Averaged a career-high 20.8 points per game...Was joined by LeBron James as the only two players in the NBA to average 20+ points, 6+ rebounds and 4+ assists per game...Hit two game-winning shots at the buzzer (vs. IND on 2/8, at TOR on 4/10)...Scored 30+ points 11 times, including a season-high 39 at BOS (4/15)...Notched 11 double-doubles...Ranked among the Top 20 in the NBA in minutes per game (sixth, 38.6) and total steals (18th, 106)...Missed a total of 15 games due to illness/injury (three - sprained left ankle, 12/27-12/30; two - flu, 2/4-2/6; 10 - left hamstring, 3/2-3/6, 3/15-3/25).

2007-08:

Made his second consecutive All-Star appearance...Averaged 20.3 points, 6.7 rebounds and 4.9 assists in 58 regular season games (58 starts)...Joined LeBron James, Kobe Bryant and Vince Carter as the only four players in the NBA to average 20+ points, 6+ rebounds and 4+ assists per game...Shot a career-high .901 from

continued on page 59



JAVARIS CRITTENTON



POSITION: **G**
HEIGHT: **6-5**
WEIGHT: **200**

COLLEGE: GEORGIA TECH
BIRTHDATE: DECEMBER 31, 1987
HIGH SCHOOL: SOUTHWEST ATLANTA CHRISTIAN SCHOOL, ATLANTA, GA
YEARS PRO: 2
DRAFTED: 19TH OVERALL (FIRST ROUND) BY LA LAKERS IN 2007

TRANSACTIONS: Traded by the Los Angeles Lakers along with Kwame Brown, Aaron McKie, the rights to Marc Gasol, two future first round picks (2008, 2010) and cash considerations to Memphis in exchange for Pau Gasol and a 2010 second round pick (2/1/08)...Acquired by Washington along with Mike James in a three-team trade that sent Antonio Daniels to New Orleans and a conditional draft pick to Memphis (12/10/08).

Season-By-Season Statistics

| Year-Team | G | GS | MIN | FGM | FGA | PCT | FG3M | FG3A | PCT | FTM | FTA | PCT | OFF | DEF | TOT | AST | PF | DQ | STL | TO | BLK | PTS | RPG | APG | PPG |
|---------------|------------|-----------|-------------|------------|------------|-------------|-----------|-----------|-------------|------------|------------|-------------|-----------|------------|------------|------------|------------|----------|-----------|------------|----------|------------|------------|------------|------------|
| 07-08/LAL-MEM | 50 | 0 | 678 | 98 | 233 | .421 | 10 | 37 | .270 | 72 | 104 | .692 | 27 | 83 | 110 | 51 | 47 | 0 | 19 | 55 | 2 | 278 | 2.2 | 1.0 | 5.6 |
| 08-09/MEM-WAS | 63 | 10 | 1174 | 131 | 285 | .460 | 2 | 15 | .133 | 53 | 92 | .576 | 57 | 109 | 166 | 150 | 101 | 0 | 40 | 82 | 6 | 317 | 2.6 | 2.4 | 5.0 |
| TOTALS | 113 | 10 | 1852 | 229 | 518 | .442 | 12 | 52 | .231 | 125 | 196 | .638 | 84 | 192 | 276 | 201 | 148 | 0 | 59 | 137 | 8 | 595 | 2.4 | 1.8 | 5.3 |

CAREER HIGHS

| | |
|------------------------------|------------------------------|
| Points..... | 23, NYK @ MEM, 04/02/08 |
| Minutes..... | 43 (2x), WAS @ MEM, 04/01/09 |
| Field Goals..... | 9, MEM @ HOU, 02/29/08 |
| Field Goal Attempts..... | 19, MEM @ HOU, 02/29/08 |
| Three-Point Field Goals..... | 2, NYK @ MEM, 04/02/08 |
| Three-Point Attempts..... | 4 (2x), ATL @ MEM, 03/31/08 |
| Free Throws..... | 7, NYK @ MEM, 04/02/08 |
| Free Throw Attempts..... | 10, UTA @ MEM, 03/01/08 |
| Offensive Rebounds..... | 4 (2x), WAS @ CHA, 02/11/09 |
| Defensive Rebounds..... | 8 (2x), WAS @ MEM, 04/01/09 |
| Total Rebounds..... | 11, WAS @ MEM, 04/01/09 |
| Assists..... | 8, MIA @ WAS, 04/04/09 |
| Steals..... | 3 (2x), WAS @ UTA, 03/17/09 |
| Turnovers..... | 5 (3x), CHA @ WAS, 03/25/09 |
| Blocks..... | 2, TOR @ WAS, 04/13/09 |

WIZ FACTS

- ▶ Is with his third NBA organization after being drafted 19th overall by the L.A. Lakers in 2007.
- ▶ Tied fellow Georgia Tech freshman Thaddeus Young for team-high scoring honors in his lone year as a collegian in 2007.
- ▶ Broke former high school teammate Dwight Howard's school scoring record with over 3,500 career points at Southwest Atlanta Christian School.

8

PROFESSIONALLY: Enters 2009-10 having played in 113 career games (ten starts) over two seasons with the LA Lakers (22 games), Memphis (35 games) and Washington (56).

PERSONALLY: Born in Atlanta, GA...Full name is Javaris Cortez Crittenton...Nicknames are Jay or Jay-Critt...Son of Sonya Dixon...Has one brother, Rashad, and a sister, Shaniya Lee...Person he most admires is his grandmother for her advice and words of wisdom...Enjoys going to church and bowling...Greatest personal achievement is being drafted and becoming an NBA basketball player...Entering Georgia Tech, was a five-star prospect from Southwest Atlanta Christian School...His senior year, earned McDonald's All-America team honors as well as a spot on the third-team Parade and EA Sports All-America teams...Rated as high as sixth nationally out of high school and was the top-rated point guard in the country according to Rivals.com...Helped his high school to Class A state championships in 2004 and 2006...Was named Mr. Georgia Basketball in 2006...Set the SACA career scoring record with more than 3,500 points, breaking the mark held by former teammate and current Orlando Magic center Dwight Howard...Was a 3.5 GPA high school student who was a member of the Future Business Leaders of America and the Senior Beta Club...While playing in the 2007 Summer League in Las Vegas, helped coach a clinic for youngsters at the Thomas and Mack Center along with then-teammate Jordan Farmar.


2008-09: Averaged 5.3 points, 2.9 rebounds and 2.6 assists per game in 56 games (10 starts) after being traded to the Wizards...Averaged 9.3 points, 3.9 rebounds and 3.2 assists per game as a starter...Scored a season-high 19 points at IND (3/29)...Finished in double figures in scoring 12 times...Had a career-high 11 rebounds against his former team at MEM (4/1/09)...Recorded a career-high eight assists vs. MIA (4/4)...Also set or equaled career-highs in a single game with three steals (twice), two blocks (4/13 at TOR) and 43 minutes played (twice)...Appeared in 63 games between Memphis and Washington...Missed a total of two games due to illness/injury (flu, 2/28; back spasms, 4/2).

2007-08: Split his rookie season with the Los Angeles Lakers and Memphis Grizzlies, and averaged 5.6 points, 2.2 rebounds and 1.0 assists in 13.6 minutes in 50 games...Averaged 7.4 points and 3.2 rebounds in 18.1 minutes in 28 games in Memphis after being traded...While with the Lakers, averaged 3.3 points in 7.8 minutes in 22 games...Averaged 10.1 points, 5.0 rebounds and 2.0 assists in an eight-game stretch before a sprained right thumb sidelined him for the final five games of the season (4/8 – 4/16)...Entered his first professional season as the fifth-youngest player in the NBA, aside from Greg Oden, Spencer Hawes, Thaddeus Young and Kevin Durant...Scored 10+ points nine times (eight with Memphis) and 20-plus points twice, including a career-high 23 points vs. NYK (4/2).

COLLEGIATELY: Helped lead Georgia Tech to a 20-12 record and a berth in the NCAA Tournament in 2007 as a freshman...Tied fellow-freshman teammate Thaddeus Young as Georgia Tech's scoring leader in 2007.



RANDY FOYE



POSITION: **G**
HEIGHT: **6-4**
WEIGHT: **213**

COLLEGE: VILLANOVA
BIRTHDATE: SEPTEMBER 24, 1983
HIGH SCHOOL: EAST SIDE,
NEWARK, NJ
YEARS PRO: 3

DRAFTED: 7TH OVERALL (FIRST ROUND) BY
BOSTON IN 2006

TRANSACTIONS: Traded by Boston to Portland on draft night in 2006, and was later sent to Minnesota from Portland in exchange for the draft rights to Brandon Roy...Traded by Minnesota with Mike Miller to Washington in exchange for Etan Thomas, Darius Songaila, Oleksiy Pecherov and the fifth overall selection in the 2009 NBA Draft (6/24/09).

Season-By-Season Statistics

| Year-Team | G | GS | MIN | FGM | FGA | PCT | FG3M | FG3A | PCT | FTM | FTA | PCT | OFF | DEF | TOT | AST | PF | DQ | STL | TO | BLK | PTS | RPG | APG | PPG |
|---------------|------------|------------|-------------|------------|-------------|-------------|------------|------------|-------------|------------|------------|-------------|-----------|------------|------------|------------|------------|----------|------------|------------|-----------|-------------|------------|------------|-------------|
| 06-07 MIN | 82 | 12 | 1879 | 300 | 691 | .434 | 68 | 185 | .368 | 164 | 192 | .854 | 49 | 169 | 218 | 232 | 184 | 1 | 53 | 152 | 21 | 832 | 2.7 | 2.8 | 10.1 |
| 07-08 MIN | 39 | 31 | 1259 | 198 | 462 | .429 | 61 | 148 | .412 | 53 | 65 | .815 | 13 | 115 | 128 | 164 | 102 | 1 | 36 | 79 | 3 | 510 | 3.3 | 4.2 | 13.1 |
| 08-09 MIN | 70 | 61 | 2494 | 399 | 981 | .407 | 111 | 308 | .360 | 230 | 272 | .846 | 34 | 180 | 214 | 303 | 201 | 3 | 72 | 150 | 26 | 1139 | 3.1 | 4.3 | 16.3 |
| TOTALS | 191 | 104 | 5632 | 897 | 2134 | .420 | 240 | 641 | .374 | 447 | 529 | .845 | 96 | 464 | 560 | 699 | 487 | 5 | 161 | 381 | 50 | 2481 | 2.9 | 3.7 | 13.0 |

CAREER HIGHS

| | |
|------------------------------|------------------------------|
| Points..... | 36, IND @ MIN, 02/20/09 |
| Minutes..... | 45 (3x), ATL @ MIN, 02/04/09 |
| Field Goals..... | 13 (2x), IND @ MIN, 02/20/09 |
| Field Goal Attempts..... | 24, MIN @ DEN, 12/10/08 |
| Three-Point Field Goals..... | 6, OKC @ MIN, 01/07/09 |
| Three-Point Attempts..... | 10 (2x), GSW @ MIN, 03/03/09 |
| Free Throws..... | 14, MIN @ GSW, 03/16/07 |
| Free Throw Attempts..... | 14, MIN @ GSW, 03/16/07 |
| Offensive Rebounds..... | 5, MEM @ MIN, 04/18/07 |
| Defensive Rebounds..... | 15, MIN @ SAS, 12/23/08 |
| Total Rebounds..... | 16, MIN @ SAS, 12/23/08 |
| Assists..... | 14, MIN @ DET, 11/23/08 |
| Steals..... | 4 (2x), IND @ MIN, 02/20/09 |
| Turnovers..... | 9, MIN @ IND, 02/03/09 |
| Blocks..... | 3, MIN @ HOU, 03/20/09 |

WIZ FACTS

- ▶ Averaged a career-high 16.7 points with Minnesota last season.
- ▶ Was named to the AP All-America First Team as a senior at Villanova.
- ▶ Created the Randy Foye Foundation to help give back to the youth in his hometown of Newark, NJ.

15

PROFESSIONALLY: Has increased his scoring average in each of three professional seasons, from 10.1 ppg in 2006-07, to 13.1 ppg in 08-08, to a career-high 16.3 points per game last season in Minnesota... Has also increased his assists per game average each season from 2.8 to 4.2 to 4.3 apg in 2008-09... Scored 14 points and recorded eight assists in the Rookie-Sophomore challenge during All-Star Weekend in Las Vegas in 2006... Was named Most Valuable Player of the 2006 Toshiba Vegas Summer League after averaging 24.8 points, 4.2 rebounds, 2.2 assists and 2.2 steals in 32.8 minutes per game in five contests with Minnesota... Was named Western Conference Rookie of the Month for December, 2006.

PERSONALLY: Had a baby girl, Paige Christine Foye, on Jan 21, 2008... Started the Randy Foye Foundation to help improve the quality of life for children in his hometown of Newark, N.J., and hosted a "Night for Newark" gala to launch his fundraising efforts... Was selected as the 2002 New Jersey Player of the Year as a senior at Newark's East Side High School after averaging 22.0 points, 6.0 rebounds and 6.0 assists per game.

2008-09: Appeared in 70 games (61 starts)... Ranked 33rd in the NBA in free throw percentage (.846) and 35th in assists per game (4.3)... Scored a then career-high 33 points vs. TOR (2/10), then topped that with a 36-point effort vs. IND (2/20)... Was Minnesota's leading scorer 19 times, and reached double figures in scoring 58 times, with 20 games of 20+ points... Scored 30+ points in three games... Scored his 2,000th career point vs. CHI (1/25)... Grabbed 16 rebounds at SAS (12/23) to establish an all-time record for a Wolves guard (prev: Isaiah Rider, 15 vs. MIA on 3/3/96).


2007-08: Missed the first 43 games of the season with a stress reaction in his left patella... Played in each of the final 39 games after his regular-season debut (1/29)... Averaged 13.1 points and 4.2 assists per game... Ranked 17th in the NBA in three-point field goal pct. (.412)... Scored the 1,000th point of his NBA career at UTA (3/5).

2006-07: Played in all 82 games (12 starts) as a rookie... Became the Wolves' first rookie double-digit scorer since Wally Szczerbiak in 1999-00... Ranked 19th in the NBA in free-throw percentage (.854)... Scored 48 percent of his points (398 of 832) in the fourth quarter or overtime of games... Made his first start at PHX (1/21)... Registered a double-double (11 points, 10 assists) vs. PHI (1/5)... Was named Western Conference Rookie of the Month for December... Connected on a game-winning shot with :01.8 remaining vs. CHI (12/26).

COLLEGIATELY: Averaged 14.9 points, 4.8 rebounds, 3.2 assists and 1.51 steals in 131 games (128 starts) over four-year collegiate career at Villanova... Finished his career as the eighth-leading scorer in Villanova history with 1,966 career points... Was a Wooden Award Finalist and NABC and Sporting News First Team All-American as a senior, and was also named to the Associated Press All-America First Team and to the All-Big East First Team.



BRENDAN HAYWOOD



POSITION: **C**
 HEIGHT: **7-0**
 WEIGHT: **263**

COLLEGE: NORTH CAROLINA
BIRTHDATE: NOVEMBER 27, 1979
HIGH SCHOOL: DUDLEY,
 GREENSBORO, NC
YEARS PRO: 8

DRAFTED: 20TH OVERALL (FIRST ROUND) BY
 CLEVELAND IN 2001

TRANSACTIONS: Draft rights traded by Cleveland to Orlando for Michael Doleac (6/27/01)...Draft rights traded by Orlando to Washington for Laron Profit and a first-round draft pick (8/1/01)...Signed a contract extension with Washington (11/1/04).

Season-By-Season Statistics

| Year-Team | G | GS | MIN | FGM | FGA | PCT | FG3M | FG3A | PCT | FTM | FTA | PCT | OFF | DEF | TOT | AST | PF | DQ | STL | TO | BLK | PTS | RPG | APG | PPG |
|---------------|------------|------------|--------------|-------------|-------------|-------------|----------|----------|-------------|-------------|-------------|-------------|-------------|-------------|-------------|------------|-------------|-----------|------------|------------|------------|-------------|------------|------------|------------|
| 01-02 WAS | 62 | 2 | 1266 | 109 | 221 | .493 | 0 | 0 | --- | 97 | 160 | .606 | 143 | 179 | 322 | 29 | 158 | 1 | 21 | 50 | 91 | 315 | 5.2 | 0.5 | 5.1 |
| 02-03 WAS | 81 | 69 | 1930 | 173 | 339 | .510 | 0 | 0 | --- | 155 | 245 | .633 | 192 | 212 | 404 | 29 | 225 | 3 | 32 | 65 | 119 | 501 | 5.0 | 0.4 | 6.2 |
| 03-04 WAS | 77 | 59 | 1484 | 200 | 388 | .515 | 0 | 1 | .000 | 137 | 234 | .585 | 186 | 201 | 387 | 43 | 154 | 0 | 32 | 80 | 100 | 537 | 5.0 | 0.6 | 7.0 |
| 04-05 WAS | 68 | 68 | 1865 | 239 | 427 | .560 | 0 | 0 | --- | 159 | 261 | .609 | 202 | 262 | 464 | 57 | 218 | 6 | 52 | 96 | 114 | 637 | 6.8 | 0.8 | 9.4 |
| 05-06 WAS | 79 | 70 | 1879 | 222 | 432 | .514 | 0 | 0 | --- | 131 | 224 | .585 | 200 | 267 | 467 | 46 | 232 | 2 | 30 | 97 | 104 | 575 | 5.9 | 0.6 | 7.3 |
| 06-07 WAS | 77 | 49 | 1740 | 198 | 355 | .558 | 0 | 0 | --- | 115 | 210 | .548 | 195 | 282 | 477 | 47 | 208 | 3 | 34 | 90 | 88 | 511 | 6.2 | 0.6 | 6.6 |
| 07-08 WAS | 80 | 80 | 2228 | 316 | 599 | .528 | 0 | 0 | --- | 216 | 294 | .735 | 273 | 303 | 576 | 71 | 216 | 1 | 31 | 108 | 133 | 848 | 7.2 | 0.9 | 10.6 |
| 08-09 WAS | 6 | 5 | 175 | 24 | 50 | .480 | 0 | 0 | --- | 10 | 21 | .476 | 13 | 31 | 44 | 8 | 14 | 0 | 4 | 9 | 15 | 58 | 7.3 | 1.3 | 9.7 |
| TOTALS | 530 | 402 | 12567 | 1481 | 2811 | .527 | 0 | 1 | .000 | 1020 | 1649 | .619 | 1404 | 1737 | 3141 | 330 | 1425 | 16 | 236 | 595 | 764 | 3982 | 5.9 | 0.6 | 7.5 |

Playoff Statistics

| Year-Team | G | GS | MIN | FGM | FGA | PCT | FG3M | FG3A | PCT | FTM | FTA | PCT | OFF | DEF | TOT | AST | PF | DQ | STL | TO | BLK | PTS | RPG | APG | PPG |
|---------------|-----------|-----------|------------|-----------|------------|-------------|----------|----------|-----|-----------|-----------|-------------|-----------|-----------|------------|-----------|-----------|----------|-----------|-----------|-----------|------------|------------|------------|------------|
| 04-05 WAS | 10 | 10 | 296 | 39 | 72 | .542 | 0 | 0 | --- | 28 | 44 | .636 | 35 | 41 | 76 | 10 | 40 | 1 | 14 | 10 | 20 | 106 | 7.6 | 1.0 | 10.6 |
| 05-06 WAS | 6 | 6 | 155 | 15 | 22 | .682 | 0 | 0 | --- | 13 | 25 | .520 | 7 | 12 | 19 | 5 | 22 | 0 | 2 | 7 | 11 | 43 | 3.2 | 0.8 | 7.2 |
| 06-07 WAS | 3 | 0 | 34 | 5 | 7 | .714 | 0 | 0 | --- | 3 | 4 | .750 | 3 | 2 | 5 | 1 | 7 | 0 | 1 | 1 | 0 | 13 | 1.7 | 0.3 | 4.3 |
| 07-08 WAS | 6 | 6 | 178 | 26 | 44 | .591 | 0 | 0 | --- | 20 | 25 | .800 | 13 | 27 | 40 | 5 | 25 | 1 | 4 | 6 | 9 | 72 | 6.7 | 0.8 | 12.0 |
| TOTALS | 25 | 22 | 663 | 85 | 145 | .586 | 0 | 0 | --- | 64 | 98 | .653 | 58 | 82 | 140 | 21 | 94 | 2 | 21 | 24 | 40 | 234 | 5.6 | 0.8 | 9.4 |

CAREER HIGHS

| | |
|----------------------|------------------------------|
| Points | 25, WAS @ CHI, 04/05/08 |
| Minutes | 45, WAS @ TOR, 11/28/04 |
| Field Goals | 10 (2x), WAS @ TOR, 11/28/04 |
| Field Goal Attempts | 16 (2x), WAS @ CHI, 04/05/08 |
| Three-Point Attempts | 1, WAS @ PHX, 03/29/04 |
| Free Throws | 9 (3x), SAC @ WAS, 12/15/07 |
| Free Throw Attempts | 12 (2x), SEA @ WAS, 02/05/07 |
| Offensive Rebounds | 11, WAS @ IND, 10/31/07 |
| Defensive Rebounds | 10, NJN @ WAS, 12/01/04 |
| Total Rebounds | 16 (2x), ORL @ WAS, 11/03/07 |
| Assists | 5, CHA @ WAS, 02/23/08 |
| Steals | 5, DAL @ WAS, 11/14/04 |
| Turnovers | 5 (2x), WAS @ BOS, 01/14/08 |
| Blocks | 7 (2x), WAS @ CLE, 11/13/04 |

PLAYOFF HIGHS

| | |
|---------------------|-----------------------------|
| Points | 18, MIA @ WAS, 05/14/05 |
| Minutes | 42, MIA @ WAS, 05/14/05 |
| Field Goals | 8, WAS @ CHI, 05/04/05 |
| Field Goal Attempts | 14, MIA @ WAS, 05/14/05 |
| Free Throws | 6, CLE @ WAS, 04/27/08 |
| Free Throw Attempts | 8 (2x), CLE @ WAS, 04/27/08 |
| Offensive Rebounds | 6, MIA @ WAS, 05/14/05 |
| Defensive Rebounds | 9, MIA @ WAS, 05/14/05 |
| Total Rebounds | 15, MIA @ WAS, 05/14/05 |
| Assists | 3, CLE @ WAS, 04/24/08 |
| Steals | 3, CHI @ WAS, 04/30/05 |
| Turnovers | 3, WAS @ CHI, 04/27/05 |
| Blocks | 5 (3x), CLE @ WAS, 04/28/06 |

WIZ FACTS

- ▶ Is the longest tenured Wizards player.
- ▶ Authors a popular blog on yardbarker.com.
- ▶ Appeared in two Final Fours at the University of North Carolina.

33

PROFESSIONALLY: Is the longest-tenured Wizards player...Had his best season as a professional in 2007-08 with career-high averages with 10.6 points, 7.2 rebounds and 3.4 offensive rebounds in 27.9 minutes per game, with a .735 free throw percentage...Has registered two career games with seven blocked shots, one of which tied a Verizon Center record for blocks in a game (vs. ATL, 12/19/01)...Named NBA Rookie of the Month in December 2001.

PERSONALLY: Served as color commentator for Comcast SportsNet on select Washington Mystics WNBA games in the summer of 2008, as well as in 2003, 2004 and 2005...Hosts an annual free one-day basketball camp for Greensboro, North Carolina, youth at his alma mater, Dudley High School...Has provided single mothers with gift cards to local grocery stores and tickets to Wizards games...Donated over \$25,000 to provide 40 computers to the Guilford Preparatory Academy in Greensboro, NC...As a champion of educational endeavors, joined the Community Foundation of Greensboro to sponsor a book fair for Peck Elementary School...Is a fixture at Wizards community events, including "Abe's Table" and the Wizards' annual Family-to-Family Holiday Delivery...Has visited wounded persons at Andrews Air Force Base...Hosted "Haywood's All-Star Teachers" and rewarded 10 winning teachers from the Washington, DC area with \$1,000...Held a youth basketball camp at T.C. Williams High School in Alexandria, VA...Majored in communications at UNC...Has a personal website at BHaywood.com, and authors a blog on yardbarker.com...Resides in Arlington, VA.

2008-09: Made his season debut at MEM (4/1)...Recorded a double-double in both his second and third games of the season (4/2, 4/4)...Scored a season-high 18 points and grabbed a season-high 12 rebounds vs. MIA (4/4)...Blocked a season-high five shots at TOR (4/10)...Scored in double figures in three of six games played...Missed the first 75 games of the season after surgery to repair a torn right wrist ligament, and the final game of the season with a sore back.

2007-08: Averaged a career-high 10.6 points and 7.2 rebounds in 80 regular season games (80 starts)...Had a career-best .735 free throw percentage...Also set a new career-high with 27.9 minutes per game...Recorded 16 double-doubles...Had six games with five blocked shots, and ranked 10th in the NBA with 1.7 blocks per game...Scored a career-high 25 points at CHI (4/5)...Had a career-high five assists vs. CHA (2/23)...Scored 20 points and grabbed 10 rebounds at GSW (2/11), and scored 21 points and had 10 rebounds at PHX (2/10) to record back-to-back games with 20+ points and 10+ rebounds for the first time in his career...Also scored 20 points at CHA (12/26)...Had a career-high tying 16 rebounds vs. ORL (11/3)...Grabbed a career-high 11 offensive rebounds at IND (10/31)...Recorded a double-double in the first three games of the season; first time in career with three straight double-doubles...Missed two games due to illness/injury (sprained left ankle, 11/21; left patella tendon strain, 3/15).

2006-07: Averaged 6.6 points and 6.2 rebounds in 22.6 minutes per game in 77 games (49 starts)...Grabbed 10+ rebounds 11 times and saw Washington go 9-2 in those contests...Had 19 games with 10+ points, and recorded seven double-doubles...Missed two games due to illness/injury (right foot sprain, 12/30; lower back spasms, 3/4).


2005-06: Averaged 7.3 points and 5.9 rebounds per game...Appeared in 79 games (70 starts)...Notched seven double-doubles...Scored in double-digits 26 times...Led or tied for the team lead in rebounding 17 times...Had a season-high 21 points at BOS (1/25)...Grabbed a season-high 14 rebounds at TOR (11/2)...Ranked 17th in the NBA in offensive rebounds per game with 2.6...Led the team with 1.32 blocks per game...Missed three games due to illness/injury (lower back pain, 3/28 at SAC, 3/31 at HOU, 4/1 at SAS).

2004-05: Averaged a then career-high in almost every major statistical category, including points per game (9.4), rebounds per game (6.8), blocks per game (1.68), assists per game (0.8), steals per game (0.76), minutes per game (27.4) and field goal percentage (.560)...Appeared in 68 games (68 starts)...Converted a three-point play with 7.1 seconds remaining to give the Wizards the lead in a 106-104 win vs. NYK (12/10)...Scored in double figures 32 times...Grabbed at least 10 rebounds in 11 games...Led the Wizards in rebounding 14 times...Recorded six double-doubles...Ranked 16th in the NBA in blocks per game...Had a season-high 22 points on two occasions...Grabbed a season-high 14 rebounds twice.

continued on page 60



MIKE JAMES



POSITION: G
HEIGHT: 6-2
WEIGHT: 188

COLLEGE: DUQUESNE
BIRTHDATE: JUNE 23, 1975
HIGH SCHOOL: AMITYVILLE HS,
 AMITYVILLE, NY
YEARS PRO: 8
DRAFTED: UNRAFTED

TRANSACTIONS: Signed by Miami (12/18/01)...Signed by Boston (7/25/03)...
 Traded along with Rasheed Wallace to Detroit in a three-team deal that sent Chucky Atkins,
 Lindsey Hunter, a Detroit 2004 first-round draft pick and cash considerations to Boston and
 Bob Sura, Zeljko Rebraca, Chris Mills and a Milwaukee 2004 first-round draft pick to Atlanta
 (2/19/04)...Signed by Milwaukee (8/4/04)...Traded with Zendon Hamilton to Houston for
 Reece Gaines and two future second-round draft picks (2/24/05)...Traded to Toronto for
 Rafer Alston (10/4/05)...Signed by Minnesota (7/13/06)...Traded along with Justin Reed
 to Houston in exchange for Juwan Howard (6/14/07)...Traded along with Bonzi Wells in a
 three-team trade that sent Bobby Jackson, Adam Haluska, a 2008 second round draft pick
 from New Orleans and the rights to Sergei Lishouk from Memphis to Houston, and forward
 Marcus Vinicius from New Orleans and the rights to Malick Badiane to Memphis (2/21/08)...
 Acquired by Washington along with Javaris Crittenton in a three-team trade that sent
 Antonio Daniels to New Orleans and a conditional draft pick to Memphis (12/10/08).

Season-By-Season Statistics

| Year-Team | G | GS | MIN | FGM | FGA | PCT | FG3M | FG3A | PCT | FTM | FTA | PCT | OFF | DEF | TOT | AST | PF | DQ | STL | TO | BLK | PTS | RPG | APG | PPG |
|---------------|------------|------------|--------------|-------------|-------------|-------------|------------|-------------|-------------|------------|-------------|-------------|------------|-------------|-------------|-------------|-------------|----------|------------|------------|-----------|-------------|------------|------------|-------------|
| 01-02 MIA | 15 | 0 | 119 | 15 | 43 | .349 | 8 | 21 | .381 | 4 | 7 | .571 | 2 | 12 | 14 | 19 | 17 | 0 | 6 | 13 | 1 | 42 | 0.9 | 1.3 | 2.8 |
| 02-03 MIA | 78 | 8 | 1722 | 218 | 585 | .373 | 67 | 228 | .294 | 104 | 142 | .732 | 26 | 123 | 149 | 246 | 176 | 1 | 64 | 108 | 5 | 607 | 1.9 | 3.2 | 7.8 |
| 03-04 BOS-DET | 81 | 55 | 2196 | 272 | 657 | .414 | 106 | 281 | .377 | 103 | 127 | .811 | 28 | 206 | 234 | 339 | 156 | 0 | 96 | 124 | 3 | 753 | 2.9 | 4.2 | 9.3 |
| 04-05 MIL-HOU | 74 | 5 | 1859 | 331 | 751 | .441 | 100 | 259 | .386 | 109 | 145 | .752 | 35 | 173 | 208 | 263 | 174 | 2 | 65 | 106 | 6 | 871 | 2.8 | 3.6 | 11.8 |
| 05-06 TOR | 79 | 79 | 2925 | 576 | 1228 | .469 | 169 | 382 | .442 | 283 | 338 | .837 | 45 | 217 | 262 | 480 | 214 | 1 | 72 | 206 | 3 | 1604 | 3.3 | 5.8 | 20.3 |
| 06-07 MIN | 82 | 65 | 2069 | 297 | 703 | .422 | 80 | 215 | .372 | 154 | 184 | .837 | 25 | 138 | 163 | 297 | 171 | 1 | 55 | 129 | 7 | 828 | 2.0 | 3.6 | 10.1 |
| 07-08 HOU-NOH | 54 | 1 | 720 | 101 | 290 | .348 | 31 | 97 | .320 | 39 | 48 | .813 | 14 | 55 | 69 | 60 | 56 | 0 | 21 | 36 | 2 | 272 | 1.3 | 1.1 | 5.0 |
| 08-09 NOH-WAS | 61 | 50 | 1648 | 197 | 514 | .383 | 69 | 184 | .375 | 68 | 82 | .829 | 25 | 108 | 133 | 201 | 108 | 1 | 44 | 94 | 6 | 531 | 2.2 | 3.3 | 8.7 |
| TOTALS | 524 | 263 | 13258 | 2007 | 4771 | .421 | 630 | 1667 | .378 | 864 | 1073 | .805 | 200 | 1032 | 1232 | 1885 | 1072 | 6 | 423 | 816 | 33 | 5508 | 2.4 | 3.6 | 10.5 |

Playoff Statistics

| Year-Team | G | GS | MIN | FGM | FGA | PCT | FG3M | FG3A | PCT | FTM | FTA | PCT | OFF | DEF | TOT | AST | PF | DQ | STL | TO | BLK | PTS | RPG | APG | PPG |
|---------------|-----------|----------|------------|-----------|------------|-------------|----------|-----------|-------------|-----------|-----------|-------------|----------|-----------|-----------|-----------|-----------|----------|-----------|-----------|----------|------------|------------|------------|------------|
| 03-04 DET | 22 | 0 | 195 | 21 | 53 | .396 | 6 | 14 | .429 | 9 | 16 | .563 | 7 | 19 | 26 | 24 | 23 | 0 | 5 | 15 | 0 | 57 | 1.2 | 1.1 | 2.6 |
| 04-05 HOU | 7 | 0 | 171 | 29 | 62 | .468 | 0 | 9 | .000 | 23 | 24 | .958 | 2 | 11 | 13 | 16 | 17 | 0 | 6 | 10 | 2 | 81 | 1.9 | 2.3 | 11.6 |
| 07-08 NOH | 4 | 0 | 28 | 4 | 12 | .333 | 2 | 5 | .400 | 2 | 2 | 1.000 | 0 | 1 | 1 | 1 | 0 | 0 | 2 | 1 | 0 | 12 | 0.3 | 0.3 | 3.0 |
| TOTALS | 33 | 0 | 394 | 54 | 127 | .425 | 8 | 28 | .286 | 34 | 42 | .810 | 9 | 31 | 40 | 41 | 40 | 0 | 13 | 26 | 2 | 150 | 1.2 | 1.2 | 4.5 |

CAREER HIGHS

| | |
|------------------------------|------------------------------|
| Points..... | 39, DET @ TOR, 04/14/06 |
| Minutes..... | 50, DET @ MIN, 01/19/07 |
| Field Goals..... | 15, PHI @ TOR, 11/16/05 |
| Field Goal Attempts..... | 28, SAS @ TOR, 02/08/06 |
| Three-Point Field Goals..... | 8, BOS @ MIL, 02/08/05 |
| Three-Point Attempts..... | 13, BOS @ MIL, 02/08/05 |
| Free Throws..... | 18, DET @ TOR, 04/14/06 |
| Free Throw Attempts..... | 18, DET @ TOR, 04/14/06 |
| Offensive Rebounds..... | 4, PHX @ TOR, 03/31/06 |
| Defensive Rebounds..... | 9, TOR @ IND, 04/05/06 |
| Total Rebounds..... | 11, TOR @ IND, 04/05/06 |
| Assists..... | 13, TOR @ CHI, 01/09/06 |
| Steals..... | 5, TOR @ PHI, 03/14/06 |
| Turnovers..... | 6 (3x), TOR @ IND, 04/05/06 |
| Blocks..... | 1 (33x), SAC @ WAS, 03/15/09 |

PLAYOFF HIGHS

| | |
|------------------------------|-----------------------------|
| Points..... | 22, DAL @ HOU, 05/05/05 |
| Minutes..... | 30, HOU @ DAL, 05/02/05 |
| Field Goals..... | 7 (2x), DAL @ HOU, 05/05/05 |
| Field Goal Attempts..... | 13, HOU @ DAL, 04/23/05 |
| Three-Point Field Goals..... | 1 (8x), SAS @ NOH, 05/13/08 |
| Three-Point Attempts..... | 4, NJN @ DET, 05/14/04 |
| Free Throws..... | 8, DAL @ HOU, 05/05/05 |
| Free Throw Attempts..... | 9, DAL @ HOU, 05/05/05 |
| Offensive Rebounds..... | 2, DAL @ HOU, 04/30/05 |
| Defensive Rebounds..... | 4, DAL @ HOU, 05/05/05 |
| Total Rebounds..... | 4 (2x), DAL @ HOU, 05/05/05 |
| Assists..... | 5, HOU @ DAL, 05/02/05 |
| Steals..... | 2, HOU @ DAL, 04/25/05 |
| Turnovers..... | 3 (3x), DAL @ HOU, 05/05/05 |
| Blocks..... | 1 (2x), DAL @ HOU, 04/30/05 |

WIZ FACTS

- ▶ Started 50 games for the Wizards in his first season in Washington.
- ▶ Appeared on ABC's *Supernanny* in December, 2008 with his wife and four daughters.
- ▶ Took part in Syracuse University's broadcasting career development program in the summer of 2009.

13

PROFESSIONALLY: Has played for nine different franchises over eight NBA seasons...Enjoyed his career-best season in 2005-06 as a member of the Toronto Raptors when he averaged 20.3 points and 5.8 assists per game...Prior to entering the NBA, played with St. Polten in Austria (1998-99), Chalons in France (1999-2000) and Slu Nancy in France (2000-01)...Started the 2001-02 campaign with the Rockford Lightning of the Continental Basketball Association before signing with Miami.

PERSONALLY: Born Michael Lamont James on June 23, 1975, in Amityville, New York...Is the youngest of seven children...He and wife, Angela, have four daughters, Jadon Miciah, Amaya Noel, Michal Mikaya and McKinly Joel...Attended Syracuse University's "Sportscaster U" in the summer of 2009...With his wife and four daughters, appeared on ABC's *Supernanny* in December, 2008...Majored in children's psychology at Duquesne...Hosted a "Reading Time-Out", a Read-to-Achieve initiative of NBA Cares, with fifth-grade students from a local elementary school in March, 2009...Would like to start a Christian Bible school in the future...Is very active in the community through his Mike James Foundation, which helps provide scholarships to underprivileged children...His foundation teamed with the Houston Housing Authority to host "Blazing a Brighter Future Youth Summit" in 2007, which included health screenings, as well as presentations on teen alcoholism and gangs...Hosts an annual Mike James Basketball Experience, which features a week-long camp to improve participant's (ages 8-18) on-court performance, as well as a "Life Skills" component with community leaders and other professionals...Attended business classes at Stanford during the 2007 off-season...Helps to stay in shape during the off-season through a boxing routine.

2008-09: Averaged 9.6 points, 3.6 assists and 2.4 rebounds in 53 games (50 starts) after being traded to the Wizards...Scored a season-high 26 points at CLE on Christmas Day (12/25)...Had a season-high 11 assists vs. OKC (12/27)...Scored in double figures 23 times and had two games with 20+ points...Scored his 5,000th career point on Opening Night for New Orleans against Golden State...Missed a total of 10 games due to illness/injury (flu, 3/9; fractured finger, 3/28-4/15).

2007-08: Averaged 2.7 points in 8.7 minutes with the Hornets (21 games)...Saw his first action as a Hornet at SAS (2/23)...Averaged 6.5 points, 1.6 rebounds and 1.6 assists in 16.3 minutes over 33 games (one start) with the Rockets...Scored in double figures nine times...Had a season-high 19 points at GSW (11/29)...In his only start of the season, had 17 points vs. PHX (11/17).

2006-07: Averaged 10.1 points and 3.6 assists in 25.2 minutes over 82 games (65 starts) in his lone season with Minnesota...Scored 20+ points seven times and had a pair of double-doubles for the Timberwolves...Led team in scoring three times and assists on 18 occasions...Played a career-high 50 minutes vs. DET (1/19).

2005-06: Had his best season as a pro, with career-highs in points (20.3), assists (5.8), rebounds (3.3), field goal percentage (.469) and three-point field goal percentage (.442) in 79 games (79 starts) with Toronto...Ranked fourth in the NBA in three-point shooting percentage, 19th in scoring and 20th in assists...Scored 20+ points 38 times, including 14 games of 30 or more points...Posted double-digits in assists 10 times...Made three or more three-pointers in 27 contests...Named Eastern Conference Player of the Week for games played Jan. 2-8...Scored 20 or more points in nine consecutive games (2/25-3/12), averaging 24.7 points per game over that span...Posted four consecutive double-doubles (3/26-4/2), averaging 20.3 points and 10.5 assists...Became the first player in Toronto history to post four consecutive outings of 30-plus points (4/5-4/12: 34, 36, 32, 32)...Registered a career-high 39 points vs. DET, which included setting Toronto's franchise best with 18 consecutive free throws made (4/14).

2004-05: Averaged 11.8 points and 3.6 assists in 74 games (five starts) with Milwaukee and Houston...Traded from the Bucks to the Rockets (2/24)...Averaged 12.4 points and 2.9 assists in 27 games with Houston...Scored in double figures 16 times with the Rockets, reaching 20 points on five occasions...Averaged 18.0 points in his first seven games with Houston, making all five of his starts during that stretch...Scored in double figures 28 times with Milwaukee, reaching 20 points on five occasions.

continued on page 60



ANTAWN JAMISON



POSITION: F
HEIGHT: 6-9
WEIGHT: 235

COLLEGE: NORTH CAROLINA
BIRTHDATE: JUNE 12, 1976
HIGH SCHOOL: PROVIDENCE, CHARLOTTE, NC
YEARS PRO: 11
DRAFTED: 4TH OVERALL (FIRST ROUND) BY TORONTO IN 1998

TRANSACTIONS: Draft rights traded by Toronto to Golden State for draft rights to Vince Carter and cash (6/24/98)... Traded by Golden State with Danny Fortson, Chris Mills and Jiri Welsch to Dallas for Evan Eschmeyer, Nick Van Exel, Avery Johnson, Popeye Jones and Antoine Rigaudeau (8/18/03)... Traded by Dallas with cash to Washington for Jerry Stackhouse, Christian Laettner and the draft rights to Devin Harris (6/24/04)... Signed a contract extension with Washington (6/30/08).

Season-By-Season Statistics

| Year-Team | G | GS | MIN | FGM | FGA | PCT | FG3M | FG3A | PCT | FTM | FTA | PCT | OFF | DEF | TOT | AST | PF | DQ | STL | TO | BLK | PTS | RPG | APG | PPG |
|---------------|------------|------------|--------------|-------------|--------------|-------------|------------|-------------|-------------|-------------|-------------|------------|-------------|-------------|-------------|-------------|-------------|-----------|------------|-------------|------------|--------------|------------|------------|-------------|
| 98-99 GSW | 47 | 24 | 1058 | 178 | 394 | 45.2 | 3 | 10 | .300 | 90 | 153 | 58.8 | 131 | 170 | 301 | 34 | 102 | 1 | 38 | 68 | 16 | 449 | 6.4 | 0.7 | 9.6 |
| 99-00 GSW | 43 | 41 | 1556 | 356 | 756 | 47.1 | 2 | 7 | .286 | 127 | 208 | 61.1 | 172 | 187 | 359 | 90 | 115 | 0 | 30 | 113 | 15 | 841 | 8.3 | 2.1 | 24.9 |
| 00-01 GSW | 82 | 82 | 3394 | 800 | 1812 | 44.2 | 62 | 205 | .302 | 382 | 534 | 71.5 | 280 | 435 | 715 | 164 | 225 | 2 | 114 | 199 | 28 | 2044 | 8.7 | 2.0 | 24.9 |
| 01-02 GSW | 82 | 82 | 3033 | 614 | 1375 | 44.7 | 68 | 210 | .324 | 323 | 440 | 73.4 | 211 | 345 | 556 | 161 | 187 | 0 | 70 | 161 | 45 | 1619 | 6.8 | 2.0 | 19.7 |
| 02-03 GSW | 82 | 82 | 3226 | 691 | 1471 | 47.0 | 65 | 209 | .311 | 375 | 475 | 78.9 | 195 | 383 | 578 | 156 | 197 | 1 | 76 | 177 | 45 | 1822 | 7.0 | 1.9 | 22.2 |
| 03-04 DAL | 82 | 2 | 2376 | 488 | 913 | 53.5 | 16 | 40 | .400 | 220 | 294 | 74.8 | 233 | 287 | 520 | 70 | 174 | 2 | 83 | 81 | 30 | 1122 | 6.3 | 0.9 | 14.8 |
| 04-05 WAS | 68 | 68 | 2605 | 519 | 1189 | 43.7 | 71 | 208 | .341 | 225 | 296 | 76.0 | 160 | 359 | 519 | 154 | 151 | 1 | 55 | 118 | 16 | 1334 | 7.6 | 2.3 | 19.6 |
| 05-06 WAS | 82 | 80 | 3288 | 660 | 1494 | 44.2 | 147 | 373 | .394 | 217 | 297 | 73.1 | 167 | 598 | 765 | 158 | 189 | 1 | 90 | 137 | 12 | 1684 | 9.3 | 1.9 | 20.5 |
| 06-07 WAS | 70 | 70 | 2662 | 512 | 1139 | 45.0 | 138 | 379 | .364 | 226 | 307 | 73.6 | 134 | 428 | 562 | 136 | 194 | 2 | 80 | 104 | 36 | 1388 | 8.0 | 1.9 | 19.8 |
| 07-08 WAS | 79 | 79 | 3061 | 618 | 1417 | 43.6 | 120 | 354 | .339 | 333 | 438 | 76.0 | 215 | 591 | 806 | 120 | 195 | 0 | 106 | 113 | 34 | 1689 | 10.2 | 1.5 | 21.4 |
| 08-09 WAS | 81 | 81 | 3096 | 674 | 1441 | 46.8 | 112 | 319 | .351 | 341 | 452 | 75.4 | 196 | 525 | 721 | 153 | 218 | 2 | 95 | 125 | 25 | 1801 | 8.9 | 1.9 | 22.2 |
| TOTALS | 798 | 691 | 29354 | 6110 | 13401 | 45.6 | 804 | 2314 | .347 | 2859 | 3894 | 734 | 2094 | 4308 | 6402 | 1396 | 1947 | 12 | 837 | 1396 | 302 | 15883 | 8.0 | 1.7 | 19.9 |

Playoff Statistics

| Year-Team | G | GS | MIN | FGM | FGA | PCT | FG3M | FG3A | PCT | FTM | FTA | PCT | OFF | DEF | TOT | AST | PF | DQ | STL | TO | BLK | PTS | RPG | APG | PPG |
|---------------|-----------|-----------|-------------|------------|------------|-------------|-----------|------------|-------------|-----------|------------|-------------|-----------|------------|------------|-----------|-----------|----------|-----------|-----------|-----------|------------|------------|------------|-------------|
| 03-04 DAL | 5 | 0 | 109 | 26 | 57 | 45.6 | 2 | 8 | .250 | 11 | 15 | .733 | 15 | 10 | 25 | 2 | 15 | 0 | 5 | 5 | 2 | 65 | 5.0 | 0.4 | 13.0 |
| 04-05 WAS | 10 | 10 | 380 | 73 | 162 | 45.1 | 17 | 34 | .500 | 22 | 32 | .688 | 16 | 47 | 63 | 12 | 24 | 0 | 7 | 16 | 4 | 185 | 6.3 | 1.2 | 18.5 |
| 05-06 WAS | 6 | 6 | 253 | 42 | 99 | 42.4 | 10 | 32 | .313 | 21 | 27 | .778 | 9 | 34 | 43 | 18 | 23 | 0 | 6 | 11 | 2 | 115 | 7.2 | 3.0 | 19.2 |
| 06-07 WAS | 4 | 4 | 173 | 49 | 103 | 47.6 | 9 | 26 | .346 | 21 | 28 | .750 | 13 | 26 | 39 | 5 | 13 | 0 | 2 | 7 | 4 | 128 | 9.8 | 1.3 | 32.0 |
| 07-08 WAS | 6 | 6 | 237 | 39 | 96 | 40.6 | 7 | 25 | .280 | 16 | 28 | .571 | 19 | 53 | 72 | 6 | 17 | 0 | 8 | 10 | 8 | 101 | 12.0 | 1.0 | 16.8 |
| TOTALS | 31 | 26 | 1151 | 229 | 517 | 44.3 | 45 | 120 | .380 | 91 | 130 | .700 | 72 | 170 | 242 | 43 | 92 | 0 | 28 | 49 | 20 | 594 | 7.8 | 1.4 | 19.2 |

CAREER HIGHS

| | |
|------------------------------|------------------------------|
| Points..... | 51 (2x), LAL @ GSW, 12/06/00 |
| Minutes..... | 56, WAS @ DET, 11/25/05 |
| Field Goals..... | 23, GSW @ SEA, 12/03/00 |
| Field Goal Attempts..... | 36 (3x), LAC @ GSW, 04/14/01 |
| Three-Point Field Goals..... | 7, WAS @ UTA, 03/23/06 |
| Three-Point Attempts..... | 14, WAS @ NJN, 04/07/07 |
| Free Throws..... | 15, ORL @ WAS, 04/17/07 |
| Free Throw Attempts..... | 24, ORL @ WAS, 04/17/07 |
| Offensive Rebounds..... | 13, GSW @ DAL, 01/25/00 |
| Defensive Rebounds..... | 18, TOR @ WAS, 01/29/08 |
| Total Rebounds..... | 21, GSW @ DAL, 01/25/00 |
| Assists..... | 7 (7x), WAS @ LAC, 03/18/09 |
| Steals..... | 6 (5x), WAS @ NOH, 02/25/08 |
| Turnovers..... | 8 (2x), MIL @ WAS, 03/11/08 |
| Blocks..... | 5, MIA @ WAS, 12/15/06 |

PLAYOFF HIGHS

| | |
|------------------------------|------------------------------|
| Points..... | 38, CLE @ WAS, 04/28/07 |
| Minutes..... | 49, WAS @ CLE, 05/03/06 |
| Field Goals..... | 15, CLE @ WAS, 04/28/07 |
| Field Goal Attempts..... | 27 (2x), CLE @ WAS, 04/28/07 |
| Three-Point Field Goals..... | 4, WAS @ MIA, 05/10/05 |
| Three-Point Attempts..... | 8 (3x), WAS @ CLE, 04/19/08 |
| Free Throws..... | 10, CHI @ WAS, 04/30/05 |
| Free Throw Attempts..... | 11, WAS @ CLE, 04/22/07 |
| Offensive Rebounds..... | 8, SAC @ DAL, 04/24/04 |
| Defensive Rebounds..... | 16, WAS @ CLE, 04/19/08 |
| Total Rebounds..... | 19, WAS @ CLE, 04/19/08 |
| Assists..... | 5 (2x), CLE @ WAS, 05/05/06 |
| Steals..... | 3 (2x), CLE @ WAS, 04/27/08 |
| Turnovers..... | 4, CLE @ WAS, 04/28/07 |
| Blocks..... | 3 (2x), CLE @ WAS, 05/02/08 |

WIZ FACTS

- ▶ Is a two-time NBA All-Star (2005, 2008).
- ▶ Scored in double figures in 79 games last season, including 73 straight from Nov. 12 – Apr. 4.
- ▶ Has partnered with KaBOOM! to build playgrounds in his hometown of Shreveport, LA, and in Washington, DC, Charlotte, NC and Bossier City, LA.

4

PROFESSIONALLY: Is a two-time NBA All-Star (2005, 2008)...Enters 2009-10 with 262 career double-doubles...Has served as a team captain in all five seasons in Washington...Was named as the Southeast Division's winner of the 2007-08 and 2008-09 NBA Sportsmanship Award...Was one of only five players in the NBA to average at least 20 points and 10 rebounds per game in 2007-08 (first career 20-point, 10-rebound season)...Was named Eastern Conference Player of the Week for the week of March 10-16, 2008 (first career POTW award)...Was a member of the 12-man team that represented the United States at the 2006 FIBA World Championships in Japan...Combined with Gilbert Arenas and Caron Butler to form the highest-scoring teammate trio in the NBA (67.4 points per game) in 2005-06...In 2004-05, formed the NBA's highest-scoring teammate trio with Arenas and Larry Hughes...Selected to the NBA All-Star team for the first time in his career in 2004-05...Once played in 386 consecutive games until he missed a game on March 8, 2005 in New York...Was named the NBA's Sixth Man of the Year in 2003-04 as a member of the Dallas Mavericks...Scored a career-high 51 points at SEA (12/3/00) and matched that effort in the following contest with 51 points vs. LAL (12/6/00) to become the first player to reach 50+ points in back-to-back games since Michael Jordan in 1986-87.

PERSONALLY: Full name is Antawn (an-TWON) Cortez Jamison...Son of Albert and Kathy Jamison...He and his wife, Ione, have a daughter, Kathryn Elizabeth, and a son, Antwan Jr...Also has another daughter, Alexis Jamison...As part of his ongoing efforts to provide "A Better Tomorrow" for children, partners with non-profit KaBOOM! to encourage and promote play among children across the country...Built his first playground with KaBOOM! in his hometown of Shreveport, Louisiana, on September 6, 2008...Partnered with KaBOOM! and Kool-Aid to build his second playground in Washington, DC on September 20, 2008, and a third in Charlotte, NC on July 11, 2009...With the Bill of Rights Institute, through the national "Being an American" essay contest, inspired high school students to express what being an American means to them...In conjunction with the NBA, invited 20 youngsters from the Youth Empowerment Project to attend a Washington Wizards at New Orleans Hornets game, and conducted a meet and greet with the group prior to the game...Was awarded the 2005 Magic Johnson Award, presented annually by the Professional Basketball Writers Association to an NBA player who combines excellence on the court with outstanding cooperation with the media...Is a fixture at Wizards community events, including "Abe's Table" and the annual Family-to-Family Holiday Delivery...With Ione, hosted injured soldiers in December 2007 for a private advance screening of the movie "The Perfect Holiday"...Has his own website, AntawnJamison.com, which features his charitable endeavors and foundation information...Launched "A Better Tomorrow," a campaign which provides financial assistance to individuals and communities during the holiday season...Hosts an annual All-Star Basketball Camp at his alma mater, Providence High School in Charlotte, NC...Sponsors a ticket program called Antawn's Army, in which he purchases tickets for local area children to attend a Wizards game...Mentioned as one of the "Good Guys" in sports by The Sporting News in 2005 and 2006...With Ione, participated in a "Reading Time-Out" at a local elementary school to promote the importance of reading and education...Launched a foundation, a scholarship program and an incentive program that rewarded approximately 200 students in six schools...Sponsors a basketball tournament and funds programs to deliver shoes to a homeless shelter...Was awarded the NBA Community Assist Award in July 2003...In 2003, launched the Antawn C. Jamison Scholarship program, in which he awards need-based scholarships to a male and female college-bound basketball player from his alma mater, Providence High School in Charlotte...Participated in a speaker series called "Time-Out" in which he went to three different schools in Washington, DC, Virginia and Maryland and conducted a roundtable discussion with 50 students about various topics concerning youth today...Splits time between Washington, DC, and Charlotte, North Carolina.

2008-09: Led Washington in scoring with 22.2 points per game, his highest scoring average since 2002-03...Connected to a 468 clip from the field, his highest field goal percentage since his Sixth Man of the Year campaign in Dallas in 2003-04...Ranked 11th in the NBA in scoring, and 10th in the league in rebounds per game (8.9)...Also ranked ninth in double-doubles (38) and minutes per game (38.2)...Scored a season-high 36 points vs. ORL (3/13)...Scored 30+ points seven times...Grabbed a season-high 15 rebounds twice...Equaled his career-high with seven assists at LAC (3/18)...Scored in double figures in 79 games, including 73 straight from 11/12-4/4...Surpassed the 15,000 career points mark vs. PHX (1/26)...Missed the final game of the regular season (4/15) with a sore right ankle.

continued on page 61



JAVALE MCGEE

POSITION: **C/F**
HEIGHT: **7-0**
WEIGHT: **250**



COLLEGE: NEVADA
BIRTHDATE: JANUARY 19, 1988
HIGH SCHOOL: HALES FRANCISCAN,
CHICAGO, IL

YEARS PRO: 1
DRAFTED: 18TH OVERALL (FIRST ROUND) BY
WASHINGTON IN 2008
TRANSACTIONS: NONE

Season-By-Season Statistics

| Year-Team | G | GS | MIN | FGM | FGA | PCT | FG3M | FG3A | PCT | FTM | FTA | PCT | OFF | DEF | TOT | AST | PF | DQ | STL | TO | BLK | PTS | RPG | APG | PPG |
|---------------|-----------|-----------|-------------|------------|------------|-------------|----------|----------|------------|------------|------------|-------------|------------|------------|------------|-----------|------------|----------|-----------|-----------|-----------|------------|------------|------------|------------|
| 08-09 WAS | 75 | 14 | 1143 | 191 | 387 | .494 | 0 | 0 | --- | 107 | 162 | .660 | 120 | 174 | 294 | 23 | 155 | 0 | 33 | 61 | 75 | 489 | 3.9 | 0.3 | 6.5 |
| TOTALS | 75 | 14 | 1143 | 191 | 387 | .494 | 0 | 0 | --- | 107 | 162 | .660 | 120 | 174 | 294 | 23 | 155 | 0 | 33 | 61 | 75 | 489 | 3.9 | 0.3 | 6.5 |

CAREER HIGHS

| | |
|--------------------------|------------------------------|
| Points..... | 18 (3x), WAS @ ATL, 02/10/09 |
| Minutes..... | 32, ATL @ WAS, 03/02/09 |
| Field Goals..... | 8, LAC @ WAS, 01/31/09 |
| Field Goal Attempts..... | 15 (3x), LAC @ WAS, 01/31/09 |
| Free Throws..... | 5 (5x), WAS @ DEN, 03/20/09 |
| Free Throw Attempts..... | 10, WAS @ DEN, 03/20/09 |
| Offensive Rebounds..... | 6 (2x), WAS @ DEN, 03/20/09 |
| Defensive Rebounds..... | 9 (3x), ATL @ WAS, 03/02/09 |
| Total Rebounds..... | 11 (3x), WAS @ DEN, 03/20/09 |
| Assists..... | 2 (3x), WAS @ LAC, 03/18/09 |
| Steals..... | 2 (5x), CHA @ WAS, 03/25/09 |
| Turnovers..... | 4, WAS @ ATL, 02/10/09 |
| Blocks..... | 4 (2x), WAS @ BOS, 04/15/09 |

WIZ FACTS

- ▶ Posted his first career double-double in only his third career game as a pro (12 points, 10 rebounds vs. NYK, 11/7/08).
- ▶ Is the first son of a WNBA player to be drafted in the NBA.
- ▶ Participated in the 2009 USA Men's Basketball Mini-Camp in Las Vegas in July, 2009.

34

PROFESSIONALLY: Participated in the USA Basketball Men's National Team mini-camp in Las Vegas in July, 2009...Averaged 17.3 points, 6.3 rebounds and a league-leading 4.0 blocks per game during the 2009 NBA Summer League.

PERSONALLY: Mother, Pamela McGee, was an All-American basketball player at USC and also played and coached in the WNBA...Is the first son of a WNBA player to be drafted in the NBA...His father, George Montgomery, played collegiately at Illinois...Was an early entry candidate in the 2008 NBA Draft...Attended Detroit Country Day HS and Providence Christian HS in Michigan before playing his senior season at Hales Franciscan in Chicago...Enjoys playing chess and video games.

2008-09: Averaged 6.5 points and 3.9 rebounds per game...Started 14 games as a rookie, and averaged 7.1 points and 3.4 rebounds in those games...Scored a season-high 18 points three times...Grabbed a season-high 11 rebounds in three games...Blocked a season-high four shots at Chicago (12/6)...Scored in double figures 18 times overall, and grabbed 10+ rebounds four times...Recorded four double-doubles...Did not miss a game due to illness/injury.

COLLEGIATELY: Earned Second Team All-WAC honors as a sophomore at Nevada in 2008, and was named to the league's All-Defensive Team...Finished his collegiate career as Nevada's fourth all-time leader in blocked shots with 122...Averaged 14.1 points and 7.3 rebounds per game during his sophomore season...Led the WAC in blocks per game (2.8) as a sophomore...As a freshman, averaged 3.3 points, 2.2 rebounds and 0.9 blocks per game behind All-American and future NBA draft pick Nick Fazekas.



DOMINIC MCGUIRE



POSITION: **F/G**
HEIGHT: **6-9**
WEIGHT: **230**

COLLEGE: FRESNO STATE
BIRTHDATE: OCTOBER 20, 1985
HIGH SCHOOL: LINCOLN,
SAN DIEGO, CA

YEARS PRO: 2
DRAFTED: 47TH OVERALL (SECOND ROUND) BY
WASHINGTON IN 2007
TRANSACTIONS: NONE

Season-By-Season Statistics

| Year-Team | G | GS | MIN | FGM | FGA | PCT | FG3M | FG3A | PCT | FTM | FTA | PCT | OFF | DEF | TOT | AST | PF | DQ | STL | TO | BLK | PTS | RPG | APG | PPG |
|---------------|------------|-----------|-------------|------------|------------|-------------|----------|-----------|-------------|-----------|------------|-------------|------------|------------|------------|------------|------------|----------|-----------|------------|------------|------------|------------|------------|------------|
| 07-08 WAS | 70 | 1 | 695 | 39 | 103 | .379 | 1 | 6 | .167 | 14 | 32 | .438 | 53 | 86 | 139 | 40 | 76 | 0 | 20 | 40 | 26 | 93 | 2.0 | 0.6 | 1.3 |
| 08-09 WAS | 79 | 57 | 2072 | 140 | 324 | .432 | 2 | 4 | .500 | 74 | 102 | .725 | 113 | 315 | 428 | 198 | 153 | 2 | 62 | 92 | 74 | 356 | 5.4 | 2.5 | 4.5 |
| TOTALS | 149 | 58 | 2767 | 179 | 427 | .419 | 3 | 10 | .300 | 88 | 134 | .657 | 166 | 401 | 567 | 238 | 229 | 2 | 82 | 132 | 100 | 449 | 3.8 | 1.6 | 3.0 |

Playoff Statistics

| Year-Team | G | GS | MIN | FGM | FGA | PCT | FG3M | FG3A | PCT | FTM | FTA | PCT | OFF | DEF | TOT | AST | PF | DQ | STL | TO | BLK | PTS | RPG | APG | PPG |
|---------------|----------|----------|-----------|----------|----------|------------|----------|----------|------------|----------|----------|-------------|----------|----------|----------|----------|----------|----------|----------|----------|----------|----------|------------|------------|------------|
| 07-08 WAS | 3 | 0 | 15 | 0 | 0 | --- | 0 | 0 | --- | 1 | 2 | .500 | 1 | 2 | 3 | 1 | 1 | 0 | 1 | 0 | 1 | 1 | 1.0 | 0.3 | 0.3 |
| TOTALS | 3 | 0 | 15 | 0 | 0 | --- | 0 | 0 | --- | 1 | 2 | .500 | 1 | 2 | 3 | 1 | 1 | 0 | 1 | 0 | 1 | 1 | 1.0 | 0.3 | 0.3 |

CAREER HIGHS

| | |
|------------------------------|------------------------------|
| Points..... | 16, WAS @ PHI, 01/30/09 |
| Minutes..... | 44, CHA @ WAS, 03/25/09 |
| Field Goals..... | 6, WAS @ PHI, 01/30/09 |
| Field Goal Attempts..... | 11, WAS @ PHI, 01/30/09 |
| Three-Point Field Goals..... | 1 (3x), WAS @ CHA, 02/11/09 |
| Three-Point Attempts..... | 3, WAS @ ORL, 04/16/08 |
| Free Throws..... | 6 (2x), PHI @ WAS, 02/25/09 |
| Free Throw Attempts..... | 7, IND @ WAS, 04/14/08 |
| Offensive Rebounds..... | 7, WAS @ LAC, 02/13/08 |
| Defensive Rebounds..... | 10 (2x), WAS @ TOR, 04/10/09 |
| Total Rebounds..... | 14 (2x), PHI @ WAS, 02/25/09 |
| Assists..... | 9, ATL @ WAS, 03/02/09 |
| Steals..... | 4, PHX @ WAS, 01/26/09 |
| Turnovers..... | 5 (2x), MEM @ WAS, 02/02/09 |
| Blocks..... | 4 (2x), IND @ WAS, 02/08/09 |

PLAYOFF HIGHS

| | |
|--------------------------|------------------------|
| Points..... | 1, WAS @ CLE, 04/21/08 |
| Minutes..... | 7, WAS @ CLE, 04/21/08 |
| Free Throws..... | 1, WAS @ CLE, 04/21/08 |
| Free Throw Attempts..... | 2, WAS @ CLE, 04/21/08 |
| Offensive Rebounds..... | 1, WAS @ CLE, 04/21/08 |
| Defensive Rebounds..... | 2, CLE @ WAS, 04/24/08 |
| Total Rebounds..... | 2, CLE @ WAS, 04/24/08 |
| Assists..... | 1, CLE @ WAS, 04/24/08 |
| Steals..... | 1, CLE @ WAS, 04/24/08 |
| Blocks..... | 1, CLE @ WAS, 04/24/08 |

WIZ FACTS

- ▶ Grabbed 10 or more rebounds in a game 12 times in 2008-09.
- ▶ Averaged 5.5 points, 6.4 rebounds, 3.3 assists and 1.1 blocks per game in 57 games started last season.
- ▶ Earned Second Team All-WAC honors as a junior in his final collegiate season at Fresno State.

5

PROFESSIONALLY: Finished third on the Wizards in games started (57) in 2008-09, behind only two-time All-Stars Antawn Jamison (81) and Caron Butler (67)...Recorded the 100th block of his NBA career in the final game of the 2008-09 season at BOS (4/15)...Finished 32nd in the NBA in blocks per game in 2008-09.

PERSONALLY: Nickname is "D-Mac"...Is the son of John and Desiree McGuire...Has an older brother, Jeremea, a younger brother, Jamel, and a younger sister, Jasmine...With his wife, Jessica, has a son, Dominic Jr...Joined teammates and coaches to host kids from a local elementary school for "Wizards Halloween Treat"; a fun-filled evening of shopping for Halloween costumes in 2008...Participated in a 'Reading Time-Out' with first grade students at a Washington, DC area school in January 2008...Has joined Wizards President Ernie Grunfeld, as well as teammates DeShawn Stevenson, Brendan Haywood, Nick Young and JaVale McGee for the Wizards' annual Family-to-Family Holiday Delivery, delivering toys, books, clothes, games and gift certificates to designated families in Washington, DC, who needed help with the holidays...Visited wounded persons at Andrews Air Force Base in November 2007.

2008-09: Appeared in 79 games and started 57 contests in his second NBA season...As a starter, averaged 5.5 points, 6.4 rebounds, 3.3 assists and 1.1 blocks per game...Scored a career-high 16 points at PHI (1/30/09)...Grabbed a career-high 14 rebounds twice...Led the Wizards in rebounding 12 times; second most on the team behind only Antawn Jamison...Recorded a career-high nine assists vs. ATL (3/2)...Also recorded new career-highs with four steals (vs. PHX, 1/26), four blocks (twice) and 44 minutes played (vs. CHA, 3/35)...Grabbed 10+ rebounds in 12 contests...Scored 10+ points eight times...Recorded four double-doubles, including in back-to-back contests on 2/25 and 2/27...Did not miss a game due to illness/injury.

2007-08: Averaged 1.3 points and 2.0 rebounds in 70 regular season games (one start)...Made his first career NBA start at ORL (4/16)...Played a season-high 37:14 minutes at ORL (4/16)...Scored a season-high nine points vs. IND (4/14)...Had a season-high three blocked shots vs. CHA (3/8)...Grabbed a season-high 12 rebounds at LAC (2/13).

COLLEGIATELY: Earned Second Team All-WAC honors as a junior in his final collegiate season at Fresno State, and was also named to the conference's All-Newcomer Team and the All-Defensive Team...Averaged 13.5 points and 9.8 rebounds per game, and ranked fifth in the nation in blocked shots (3.6 bpg) as a junior...Recorded two triple-doubles in his junior season...Started his collegiate career at California before transferring to Fresno State.

PLAYOFFS: Appeared in three playoff games for Washington in 2008.



MIKE MILLER



POSITION: **G/F**
 HEIGHT: **6-8**
 WEIGHT: **218**

COLLEGE: FLORIDA
BIRTHDATE: FEBRUARY 19, 1980
HIGH SCHOOL: MITCHELL
 MITCHELL, SD
YEARS PRO: 9
DRAFTED: 5TH OVERALL (FIRST
 ROUND) BY ORLANDO
 IN 2000

TRANSACTIONS: Traded by Orlando along with Ryan Humphrey, a first round draft pick and a second round draft pick to Memphis in exchange for Drew Gooden and Gordan Giricek (2/19/03)...Traded to Minnesota along with Brian Cardinal, Jason Collins and the draft rights to Kevin Love for Greg Buckner, Marko Jaric, Antoine Walker and the draft rights to O.J. Mayo (6/26/08)...Traded by Minnesota with Randy Foye to Washington in exchange for Etan Thomas, Darius Songaila, Olesiy Pechevov and the fifth overall selection in the 2009 NBA Draft (6/24/09).

Season-By-Season Statistics

| Year-Team | G | GS | MIN | FGM | FGA | PCT | FG3M | FG3A | PCT | FTM | FTA | PCT | OFF | DEF | TOT | AST | PF | DQ | STL | TO | BLK | PTS | RPG | APG | PPG |
|---------------|------------|------------|--------------|-------------|-------------|-------------|-------------|-------------|-------------|-------------|-------------|-------------|------------|-------------|-------------|-------------|-------------|-----------|------------|-------------|------------|-------------|------------|------------|-------------|
| 00-01 ORL | 82 | 62 | 2390 | 368 | 845 | .436 | 148 | 364 | .407 | 91 | 128 | .711 | 66 | 261 | 327 | 140 | 200 | 2 | 51 | 97 | 19 | 975 | 4.0 | 1.7 | 11.9 |
| 01-02 ORL | 63 | 53 | 2123 | 351 | 802 | .438 | 116 | 303 | .383 | 138 | 181 | .762 | 49 | 224 | 273 | 198 | 145 | 0 | 47 | 108 | 23 | 956 | 4.3 | 3.1 | 15.2 |
| 02-03 ORL-MEM | 65 | 52 | 2186 | 373 | 859 | .434 | 109 | 300 | .363 | 156 | 186 | .839 | 46 | 295 | 341 | 170 | 173 | 2 | 42 | 125 | 21 | 1011 | 5.2 | 2.6 | 15.6 |
| 03-04 MEM | 65 | 65 | 1770 | 270 | 616 | .438 | 80 | 215 | .372 | 102 | 141 | .723 | 42 | 174 | 216 | 232 | 162 | 3 | 59 | 107 | 14 | 722 | 3.3 | 3.6 | 11.1 |
| 04-05 MEM | 76 | 51 | 2278 | 387 | 766 | .505 | 140 | 323 | .433 | 108 | 150 | .720 | 36 | 264 | 300 | 220 | 197 | 2 | 54 | 127 | 23 | 1022 | 3.9 | 2.9 | 13.4 |
| 05-06 MEM | 74 | 9 | 2268 | 354 | 760 | .466 | 138 | 339 | .407 | 168 | 210 | .800 | 42 | 355 | 397 | 200 | 173 | 4 | 52 | 140 | 27 | 1014 | 5.4 | 2.7 | 13.7 |
| 06-07 MEM | 70 | 69 | 2740 | 465 | 1010 | .460 | 202 | 496 | .406 | 161 | 203 | .793 | 52 | 326 | 378 | 298 | 138 | 0 | 54 | 179 | 18 | 1293 | 5.4 | 4.3 | 18.5 |
| 07-08 MEM | 70 | 70 | 2474 | 414 | 824 | .502 | 155 | 359 | .432 | 164 | 212 | .774 | 51 | 416 | 467 | 240 | 145 | 3 | 35 | 182 | 16 | 1147 | 6.7 | 3.4 | 16.4 |
| 08-09 MIN | 73 | 47 | 2356 | 264 | 548 | .482 | 85 | 225 | .378 | 109 | 149 | .732 | 73 | 410 | 483 | 326 | 139 | 0 | 30 | 145 | 31 | 722 | 6.6 | 4.5 | 9.9 |
| TOTALS | 638 | 478 | 20584 | 3246 | 7030 | .462 | 1173 | 2926 | .401 | 1197 | 1560 | .767 | 457 | 2725 | 3182 | 2024 | 1472 | 16 | 424 | 1210 | 192 | 8862 | 5.0 | 3.2 | 13.9 |

Playoff Statistics

| Year-Team | G | GS | MIN | FGM | FGA | PCT | FG3M | FG3A | PCT | FTM | FTA | PCT | OFF | DEF | TOT | AST | PF | DQ | STL | TO | BLK | PTS | RPG | APG | PPG |
|---------------|-----------|-----------|------------|-----------|------------|-------------|-----------|-----------|-------------|-----------|-----------|-------------|----------|-----------|-----------|-----------|-----------|----------|-----------|-----------|----------|------------|------------|------------|------------|
| 00-01 ORL | 4 | 4 | 112 | 19 | 48 | .396 | 7 | 18 | .389 | 3 | 4 | .750 | 5 | 13 | 18 | 7 | 13 | 0 | 0 | 3 | 3 | 48 | 4.5 | 1.8 | 12.0 |
| 01-02 ORL | 4 | 1 | 72 | 7 | 21 | .333 | 1 | 8 | .125 | 4 | 4 | 1.000 | 0 | 5 | 5 | 5 | 8 | 0 | 4 | 4 | 0 | 19 | 1.3 | 1.3 | 4.8 |
| 03-04 MEM | 4 | 4 | 98 | 12 | 34 | .353 | 5 | 13 | .385 | 1 | 3 | .333 | 0 | 12 | 12 | 3 | 4 | 0 | 5 | 5 | 0 | 30 | 3.0 | 0.8 | 7.5 |
| 04-05 MEM | 4 | 4 | 110 | 18 | 37 | .486 | 8 | 17 | .471 | 4 | 4 | 1.000 | 0 | 10 | 10 | 11 | 7 | 0 | 0 | 5 | 3 | 48 | 2.5 | 2.8 | 12.0 |
| 05-06 MEM | 4 | 1 | 107 | 12 | 30 | .400 | 1 | 8 | .125 | 9 | 9 | 1.000 | 1 | 14 | 15 | 7 | 11 | 0 | 2 | 8 | 2 | 34 | 3.8 | 1.8 | 8.5 |
| TOTALS | 20 | 14 | 499 | 68 | 170 | .400 | 22 | 64 | .344 | 21 | 24 | .875 | 6 | 54 | 60 | 33 | 43 | 0 | 11 | 25 | 8 | 179 | 3.0 | 1.7 | 9.0 |

CAREER HIGHS

| | |
|------------------------------|------------------------------|
| Points..... | 45, MEM @ GSW, 02/21/07 |
| Minutes..... | 53, SEA @ MEM, 12/18/06 |
| Field Goals..... | 16, MEM @ GSW, 02/21/07 |
| Field Goal Attempts..... | 27, MEM @ GSW, 02/21/07 |
| Three-Point Field Goals..... | 9 (2x), MEM @ GSW, 02/21/07 |
| Three-Point Attempts..... | 17, MEM @ GSW, 02/21/07 |
| Free Throws..... | 12, MIA @ MEM, 01/06/08 |
| Free Throw Attempts..... | 13, MIA @ MEM, 01/06/08 |
| Offensive Rebounds..... | 5, CLE @ ORL, 01/29/03 |
| Defensive Rebounds..... | 16, MIA @ ORL, 11/24/02 |
| Total Rebounds..... | 19, MIA @ ORL, 11/24/02 |
| Assists..... | 14 (2x), BOS @ MEM, 01/05/07 |
| Steals..... | 4 (3x), LAL @ MEM, 01/09/07 |
| Turnovers..... | 7 (6x), IND @ MIN, 02/20/09 |
| Blocks..... | 3 (2x), MIN @ PHI, 03/25/09 |

PLAYOFF HIGHS

| | |
|------------------------------|-----------------------------|
| Points..... | 22, MIL @ ORL, 05/01/01 |
| Minutes..... | 40, CHA @ ORL, 04/30/02 |
| Field Goals..... | 9, MIL @ ORL, 05/01/01 |
| Field Goal Attempts..... | 18, MIL @ ORL, 05/01/01 |
| Three-Point Field Goals..... | 5, MEM @ PHX, 04/24/05 |
| Three-Point Attempts..... | 7, MEM @ PHX, 04/24/05 |
| Free Throws..... | 5, MEM @ DAL, 04/26/06 |
| Free Throw Attempts..... | 5, MEM @ DAL, 04/26/06 |
| Offensive Rebounds..... | 2, MIL @ ORL, 05/01/01 |
| Defensive Rebounds..... | 5 (3x), MEM @ DAL, 04/26/06 |
| Total Rebounds..... | 6, ORL @ MIL, 04/22/01 |
| Assists..... | 5 (2x), PHX @ MEM, 05/01/05 |
| Steals..... | 3, ORL @ CHA, 04/20/02 |
| Turnovers..... | 3, MEM @ DAL, 04/23/06 |
| Blocks..... | 2 (3x), MEM @ DAL, 04/26/06 |

WIZ FACTS

- ▶ **Was named NBA Rookie of the Year in 2001 and NBA Sixth Man of the Year in 2006.**
- ▶ **With his wife made a \$1 million donation to establish the Mike and Jennifer Miller Endowment Fund to support the Sanford Children's Hospital in Sioux Falls, SD.**
- ▶ **Has hit nine three-point field goals in a game twice in his career.**

6

PROFESSIONALLY: Selected as the NBA's Sixth Man of the Year following the 2005-06 season in Memphis...Was honored as the NBA's Rookie of the Year following the 2000-01 NBA season in Orlando...Earned a roster spot with Team USA in the 2007 FIBA Americas Championship...Ranks 28th all-time and 14th among active players in career three-point field goal percentage (.401)...Ranks 34th all-time and 14th among active players in career three-point field goals made (1,173).

PERSONALLY: Born in Mitchell, SD, a town with a population of 13,798...Full name is Michael Lloyd Miller...He and his wife, Jen, have two sons, Mason and Maverick...Son of Tom and Sheryl Miller...Won the NBA's Community Assist Award for the month of May, 2007 after he and his wife made a \$1 million donation to establish the Mike and Jennifer Miller Endowment Fund to support the Sanford Children's Hospital in Sioux Falls, SD...Recognized by Parade Magazine on their annual Most Generous Celebrities list for the above donation...Was extremely active in the Minnesota and Memphis communities prior to his arrival in Washington...Has his own foundation, the Mike Miller Foundation, and hosted a fundraising poker and golf tournament in 2007...His foundation encourages kids to enjoy a healthy lifestyle and provides aid to disadvantaged or disabled children in the states of Minnesota, Tennessee, South Dakota and Florida...Enjoys hunting and fishing.

2008-09: Appeared in 73 games (47 starts)...Averaged 9.9 points and 6.6 rebounds per game, to go with a career-high 4.5 assists per contest...Missed nine games (12/5-12/10, 12/23-12/30) due to a sprained right ankle suffered at ORL (12/3)...Grabbed a career-high 483 total rebounds...Amassed four double-doubles in March (seven overall)...Had a season-high nine assists on five occasions, and grabbed a season-high 13 rebounds (including the 3,000th of his career) vs. GSW (3/3)...Connected on a game-winning jumper with :00.1 left at OKC (11/28).

2007-08: Averaged 16.4 points, a career-high 6.7 rebounds and 3.4 assists per game...Shot over 50% from the field for the second time in his career...Scored 10+ points 55 times, 20+ points 19 times and 30+ points five times, including a season-high 34 points twice...Guided Memphis to an 18-18 (.500) record when he scored 17+ points, while Memphis was 4-42 when he scored fewer than 17 points or did not play...Notched a career-high 13 double-doubles...Grabbed 10+ rebounds 15 times, including a season-high 14 boards twice...Set a Grizzlies franchise record with two four-point plays in a single game vs. LAC (12/14)...Recorded three consecutive double-doubles from 3/15-3/19; a career first...Missed 12 games (1/19, 2/20-3/4, 4/11-4/16) due to a sore back/back spasms.

2006-07: Averaged 18.5 points, 5.4 rebounds and 4.3 assists per game...Set Grizzlies franchise records with 202 three-pointers made and 498 three-pointers attempted; both marks were third in the NBA...Set a franchise record for single-game scoring when he poured in a career-high 45 points at GSW (2/21)...Connected on a franchise record nine three-pointers in a game twice (vs. GSW, 1/3; at GSW, 2/21)...Scored 10+ points 61 times, 20+ points 31 times, 30+ points six times and 40+ points once...Registered 10+ rebounds four times, 10+ assists twice and had six double-doubles...His three-point shooting percentage ranked first on the Grizzlies and 19th in the NBA, and marked the third straight season he topped 40% from three-point range...Made at least seven three-pointers in three straight games from 12/30-1/3, and averaged 30.7 points per game in that span...Had a career-high 14 assists twice: 1/5 vs. BOS and 12/28 at DEN...Participated in the three-point shootout at All-Star Weekend...Missed the last 12 games of the season due to patella tendinitis in both knees.

2005-06: Named the NBA's Sixth Man of the Year after earning 88 of a possible 123 votes...Came off the bench in 65 of 74 games played, and averaged 13.7 points, 5.4 rebounds and 2.7 assists per game while shooting .407 from three-point range (19th in the NBA)...Had 54 games with 10+ points, 15 games with 20+ points, two games with 30+ points and one game with 40+ points...Posted six double-doubles and one triple-double...Registered his first career triple-double with 21 points, 10 rebounds and 10 assists vs. SAC (1/10).

2004-05: Finished fourth in the NBA in three-point percentage (.433)...Finished 17th in the NBA in field goal percentage (.505)...Had 10+ points 52 times, 20+ points 14 times and 30+ points twice...Averaged 18.7 points per

continued on page 62

FABRICIO OBERTO



POSITION: C/F
HEIGHT: 6-10
WEIGHT: 245

COUNTRY: ARGENTINA
BIRTHDATE: MARCH 21, 1975
FROM: LAS VARILLAS,
CORDOBA, ARGENTINA

YEARS PRO: 4
DRAFTED: UNDRAFTED
TRANSACTIONS: Signed as a free agent by the San Antonio Spurs (8/2/05)...Signed as a free agent by Washington prior to the 2009-10 season.

Season-By-Season Statistics

| Year-Team | G | GS | MIN | FGM | FGA | PCT | FG3M | FG3A | PCT | FTM | FTA | PCT | OFF | DEF | TOT | AST | PF | DQ | STL | TO | BLK | PTS | RPG | APG | PPG |
|---------------|------------|------------|-------------|------------|------------|-------------|----------|----------|-------------|------------|------------|-------------|------------|------------|-------------|------------|------------|----------|-----------|------------|-----------|------------|------------|------------|------------|
| 05-06 SAS | 59 | 0 | 490 | 44 | 93 | .473 | 0 | 2 | .000 | 15 | 27 | .556 | 57 | 66 | 123 | 27 | 91 | 0 | 9 | 28 | 11 | 103 | 2.1 | 0.5 | 1.7 |
| 06-07 SAS | 79 | 33 | 1365 | 158 | 281 | .562 | 0 | 0 | --- | 33 | 51 | .647 | 131 | 237 | 368 | 68 | 213 | 2 | 25 | 69 | 24 | 349 | 4.7 | 0.9 | 4.4 |
| 07-08 SAS | 82 | 64 | 1651 | 180 | 296 | .608 | 0 | 1 | .000 | 37 | 61 | .607 | 153 | 277 | 430 | 95 | 203 | 3 | 37 | 51 | 20 | 397 | 5.2 | 1.2 | 4.8 |
| 08-09 SAS | 54 | 11 | 677 | 61 | 104 | .587 | 0 | 1 | .000 | 20 | 35 | .571 | 65 | 77 | 142 | 59 | 95 | 1 | 7 | 38 | 11 | 142 | 2.6 | 1.1 | 2.6 |
| TOTALS | 274 | 108 | 4183 | 443 | 774 | .572 | 0 | 4 | .000 | 105 | 174 | .603 | 406 | 657 | 1063 | 249 | 602 | 6 | 78 | 186 | 66 | 991 | 3.9 | 0.9 | 3.6 |

Playoff Statistics

| Year-Team | G | GS | MIN | FGM | FGA | PCT | FG3M | FG3A | PCT | FTM | FTA | PCT | OFF | DEF | TOT | AST | PF | DQ | STL | TO | BLK | PTS | RPG | APG | PPG |
|---------------|-----------|-----------|------------|-----------|------------|-------------|----------|----------|-------------|-----------|-----------|-------------|-----------|------------|------------|-----------|------------|----------|-----------|-----------|-----------|------------|------------|------------|------------|
| 05-06 SAS | 7 | 0 | 34 | 3 | 9 | .333 | 0 | 0 | --- | 1 | 4 | .250 | 3 | 3 | 6 | 1 | 7 | 0 | 1 | 2 | 3 | 7 | 0.9 | 0.1 | 1.0 |
| 06-07 SAS | 20 | 12 | 415 | 50 | 80 | .625 | 0 | 1 | .000 | 12 | 21 | .571 | 41 | 57 | 98 | 14 | 54 | 0 | 6 | 10 | 4 | 112 | 4.9 | 0.7 | 5.6 |
| 07-08 SAS | 17 | 9 | 331 | 28 | 46 | .609 | 0 | 0 | --- | 7 | 10 | .700 | 15 | 56 | 71 | 20 | 48 | 0 | 6 | 14 | 5 | 63 | 4.2 | 1.2 | 3.7 |
| 08-09 SAS | 2 | 0 | 22 | 4 | 6 | .667 | 0 | 0 | --- | 4 | 4 | 1.000 | 2 | 2 | 4 | 0 | 2 | 0 | 2 | 2 | 0 | 12 | 2.0 | 0.0 | 6.0 |
| TOTALS | 46 | 21 | 802 | 85 | 141 | .603 | 0 | 1 | .000 | 24 | 39 | .615 | 61 | 118 | 179 | 35 | 111 | 0 | 15 | 28 | 12 | 194 | 3.9 | 0.8 | 4.2 |

CAREER HIGHS

| | |
|---------------------------|------------------------------|
| Points..... | 22, PHX @ SAS, 11/08/06 |
| Minutes..... | 39, PHX @ SAS, 11/08/06 |
| Field Goals..... | 11, PHX @ SAS, 11/08/06 |
| Field Goal Attempts..... | 11 (2x), DEN @ SAS, 12/15/07 |
| Three-Point Attempts..... | 1 (4x), CHA @ SAS, 03/10/09 |
| Free Throws..... | 6, GSW @ SAS, 12/06/08 |
| Free Throw Attempts..... | 8, GSW @ SAS, 12/06/08 |
| Offensive Rebounds..... | 8, SEA @ SAS, 02/21/06 |
| Defensive Rebounds..... | 12, SAS @ LAL, 12/13/07 |
| Total Rebounds..... | 16, SAS @ LAL, 12/13/07 |
| Assists..... | 5 (3x), HOU @ SAS, 03/30/08 |
| Steals..... | 2 (13x), SAS @ LAL, 01/25/09 |
| Turnovers..... | 4, SAS @ GSW, 03/26/07 |
| Blocks..... | 4, SAS @ DEN, 02/03/09 |

PLAYOFF HIGHS

| | |
|---------------------------|------------------------------|
| Points..... | 14 (2x), UTA @ SAS, 05/22/07 |
| Minutes..... | 37, SAS @ UTA, 05/28/07 |
| Field Goals..... | 6 (2x), UTA @ SAS, 05/22/07 |
| Field Goal Attempts..... | 10, DEN @ SAS, 04/25/07 |
| Three-Point Attempts..... | 1, SAS @ UTA, 05/28/07 |
| Free Throws..... | 4, SAS @ DAL, 04/23/09 |
| Free Throw Attempts..... | 4 (3x), SAS @ DAL, 04/23/09 |
| Offensive Rebounds..... | 6, SAS @ UTA, 05/28/07 |
| Defensive Rebounds..... | 8 (2x), NOH @ SAS, 05/08/08 |
| Total Rebounds..... | 11, SAS @ UTA, 05/28/07 |
| Assists..... | 4, NOH @ SAS, 05/15/08 |
| Steals..... | 2 (2x), SAS @ DAL, 04/23/09 |
| Turnovers..... | 2 (6x), LAL @ SAS, 05/25/08 |
| Blocks..... | 2, SAS @ NOH, 05/03/08 |

WIZ FACTS

- ▶ **Won a gold medal with Argentina in the 2004 Olympic Games in Athens.**
- ▶ **Enjoys playing the guitar in his free time.**
- ▶ **Left San Antonio as the Spurs' all-time playoff leader in career field goal percentage (.600).**

21

PROFESSIONALLY: Was a member of the 2007 NBA Champion San Antonio Spurs...Was the starting center for Argentina's gold medal winning team in the 2004 Olympics, and the country's bronze medal winning team in the 2008 Olympics...Has been a member of Argentina's national team since 1994...Has played in numerous international tournaments including the 1995 Pan-American Games, the 1996 Olympics, the 1997 Goodwill Games, the 1998 World Championship, the 2002 World Championship, the 2004 Olympics, the 2006 World Championship and the 2008 Olympics...Has played professional basketball since 1993...Spent five seasons with Atenas de Cordoba in the Argentine League...Won the 1994 South American Championship with Cordoba...Named the Argentinean Player of the Year in 1998 after leading Cordoba to the Argentinean Championship...Made the move to Europe in the summer of 1998 and played for Olympiakos Pireus in Greece during the 1998-99 campaign...Spent the next six seasons in Spain, playing three seasons for Tau Ceramica Vitoria before spending the last three seasons with Pamesa Valencia...Played for the Tau Ceramica team that lost to Manu Ginobili's Virtus Bologna squad in the 2001 Euroleague Championship.

PERSONALLY: Full name is Fabricio Raul Jesus Oberto...He and his wife, Lorena, have a daughter, Julia, who was born in the summer of 2005...Has his own website at FabriOberto.com...Loves music, and his favorite bands include Pearl Jam, Nirvana, Foo Fighters, U2 and Metallica...Also enjoys playing guitar.

2008-09: Appeared in 54 games (11 starts) for the Spurs, and averaged 2.6 points, 2.6 rebounds and 1.1 assists in 12.5 minutes per game...Scored in double figures three times...Posted a season-high 12 points twice (vs. GSW, 12/6; vs. MIN, 3/17)...Had a career-high four blocks at DEN (2/3)...Registered 10 DNP-CD's and was on the inactive list for 18 games...Missed five games due to an atrial fibrillation and seven games due to a sore left foot.

2007-08: Was one of two Spurs (with Michael Finley) to appear in all 82 games (64 starts)...Connected on a team-best .608 from the field...As a starter, averaged 5.6 points and 5.6 rebounds in 21.7 minutes per game, while shooting .629 from the field (the Spurs were 46-18 in those games)...Led the team in rebounding 12 times...Scored in double figures 10 times, and posted four double-doubles...Finished with a season-high 21 points vs. DEN (12/15).

2006-07: Shot a team-best .562 from the field...Scored in double-figures seven times...Posted three double-doubles...Had a career-high 22 points, including a Spurs franchise record 11-of-11 from the field, in a career-high 39:00 minutes vs. PHX (11/8)...Started 33 games, and averaged 5.2 points and 5.2 rebounds in 20.7 minutes per game as a starter...Missed one game due to a left quad contusion (3/15), and registered one DNP-CD...Did not dress for the final game of the season.

2005-06: Averaged 1.7 points and 2.1 rebounds in 8.3 minutes per game (59 games)...Became the oldest rookie in Spurs history when he made his NBA debut vs. DEN (11/1)...Missed four games due to a sprained left ankle (2/2-2/12)...Logged 19 DNP-CDs.

PLAYOFFS: Has seen action in 46 career NBA playoff games, and averaged 4.2 points and 3.9 rebounds in 17.4 minutes in the postseason...Left San Antonio as the Spurs all-time playoff leader in career field goal percentage (.600)...In the 2008 playoffs, averaged 3.7 points and 4.2 rebounds in 19.5 minutes per game...Shot .609 (28-46) from the field during the 2008 postseason...Earned nine starts in 17 postseason games...In the 2007 playoffs, averaged 5.6 points and 4.9 rebounds in 20.8 minutes per game...Shot .625 from the field during the 2007 postseason...Averaged 10.2 points and 7.8 rebounds in 31.0 minutes per game in the Conference Finals vs. UTA...In the five-game series vs. UTA shot .700 (21-30) from the field...Scored five consecutive points to give the Spurs a 74-66 lead with 1:51 left in Game 4 of the Finals at CLE (6/14)...In the 2006 playoffs, averaged 1.0 point in 4.9 minutes per game in seven contests.



DESHAWN STEVENSON



POSITION: **G**
 HEIGHT: **6-5**
 WEIGHT: **218**

BIRTHDATE: APRIL 3, 1981
HIGH SCHOOL: WASHINGTON UNION,
 FRESNO, CA
YEARS PRO: 9

DRAFTED: 23RD OVERALL (FIRST ROUND) BY
 UTAH IN 2000

TRANSACTIONS: Traded by Utah with a future second
 round draft pick to Orlando for Gordan Giricek (2/19/04)...
 Signed as a free agent by Washington (8/5/06)... Re-signed
 as an unrestricted free agent by Washington (7/16/07).

Season-By-Season Statistics

| Year-Team | G | GS | MIN | FGM | FGA | PCT | FG3M | FG3A | PCT | FTM | FTA | PCT | OFF | DEF | TOT | AST | PF | DO | STL | TO | BLK | PTS | RPG | APG | PPG |
|---------------|------------|------------|--------------|-------------|-------------|-------------|------------|------------|-------------|------------|-------------|-------------|------------|-------------|-------------|-------------|------------|----------|------------|------------|------------|-------------|------------|------------|------------|
| 00-01 UTA | 40 | 2 | 233 | 31 | 91 | .341 | 1 | 12 | .083 | 26 | 38 | .684 | 9 | 19 | 28 | 18 | 29 | 0 | 10 | 28 | 2 | 89 | 0.7 | 0.5 | 2.2 |
| 01-02 UTA | 67 | 23 | 1134 | 143 | 371 | .385 | 2 | 25 | .080 | 37 | 53 | .698 | 44 | 87 | 131 | 116 | 82 | 0 | 29 | 68 | 24 | 325 | 2.0 | 1.7 | 4.9 |
| 02-03 UTA | 61 | 8 | 760 | 114 | 284 | .401 | 4 | 12 | .333 | 47 | 68 | .691 | 22 | 63 | 85 | 40 | 57 | 0 | 22 | 49 | 8 | 279 | 1.4 | 0.7 | 4.6 |
| 03-04 UTA-ORL | 80 | 78 | 2444 | 376 | 871 | .432 | 19 | 71 | .268 | 138 | 204 | .676 | 79 | 219 | 298 | 158 | 140 | 0 | 52 | 120 | 17 | 909 | 3.7 | 2.0 | 11.4 |
| 04-05 ORL | 55 | 27 | 1089 | 174 | 426 | .408 | 25 | 67 | .373 | 56 | 101 | .554 | 38 | 64 | 102 | 69 | 73 | 0 | 16 | 57 | 9 | 429 | 1.9 | 1.3 | 7.8 |
| 05-06 ORL | 82 | 82 | 2648 | 359 | 781 | .460 | 2 | 15 | .133 | 180 | 242 | .744 | 59 | 182 | 241 | 160 | 178 | 2 | 58 | 123 | 17 | 900 | 2.9 | 2.0 | 11.0 |
| 06-07 WAS | 82 | 82 | 2419 | 347 | 753 | .461 | 74 | 183 | .404 | 152 | 216 | .704 | 55 | 161 | 216 | 218 | 155 | 0 | 65 | 119 | 19 | 920 | 2.6 | 2.7 | 11.2 |
| 07-08 WAS | 82 | 82 | 2564 | 301 | 780 | .386 | 158 | 413 | .383 | 157 | 197 | .797 | 37 | 198 | 235 | 252 | 110 | 0 | 65 | 102 | 5 | 917 | 2.9 | 3.1 | 11.2 |
| 08-09 WAS | 32 | 25 | 886 | 72 | 231 | .312 | 35 | 129 | .271 | 32 | 60 | .533 | 11 | 65 | 76 | 98 | 43 | 1 | 21 | 32 | 2 | 211 | 2.1 | 3.1 | 6.6 |
| TOTALS | 581 | 409 | 14238 | 1917 | 4588 | .418 | 320 | 927 | .345 | 825 | 1179 | .700 | 354 | 1058 | 1412 | 1129 | 867 | 3 | 338 | 698 | 113 | 4979 | 2.4 | 1.9 | 8.6 |

Playoff Statistics

| Year-Team | G | GS | MIN | FGM | FGA | PCT | FG3M | FG3A | PCT | FTM | FTA | PCT | OFF | DEF | TOT | AST | PF | DO | STL | TO | BLK | PTS | RPG | APG | PPG |
|---------------|-----------|-----------|------------|-----------|------------|-------------|-----------|-----------|-------------|-----------|-----------|-------------|----------|-----------|-----------|-----------|-----------|----------|----------|-----------|----------|------------|------------|------------|------------|
| 00-01 UTA | 1 | 0 | 8 | 1 | 2 | .500 | 0 | 0 | --- | 0 | 0 | --- | 0 | 1 | 1 | 0 | 0 | 0 | 0 | 1 | 0 | 2 | 1.0 | 0.0 | 2.0 |
| 02-03 UTA | 4 | 0 | 37 | 6 | 15 | .400 | 0 | 2 | .000 | 6 | 6 | 1.000 | 2 | 5 | 7 | 4 | 3 | 0 | 1 | 0 | 0 | 18 | 1.8 | 1.0 | 4.5 |
| 06-07 WAS | 4 | 4 | 122 | 9 | 46 | .196 | 3 | 19 | .158 | 3 | 7 | .429 | 2 | 8 | 10 | 7 | 4 | 0 | 2 | 3 | 3 | 24 | 2.5 | 1.8 | 6.0 |
| 07-08 WAS | 6 | 6 | 196 | 22 | 60 | .367 | 14 | 36 | .389 | 16 | 18 | .889 | 2 | 11 | 13 | 18 | 11 | 0 | 6 | 9 | 0 | 74 | 2.2 | 3.0 | 12.3 |
| TOTALS | 15 | 10 | 363 | 38 | 123 | .309 | 17 | 57 | .298 | 25 | 31 | .806 | 6 | 25 | 31 | 29 | 18 | 0 | 9 | 13 | 3 | 118 | 2.1 | 1.9 | 7.9 |

CAREER HIGHS

| | |
|------------------------------|------------------------------|
| Points..... | 33, WAS @ NOH, 02/25/08 |
| Minutes..... | 49, ORL @ LAL, 03/15/04 |
| Field Goals..... | 13, ORL @ DAL, 04/05/05 |
| Field Goal Attempts..... | 23, ORL @ DAL, 04/05/05 |
| Three-Point Field Goals..... | 8, WAS @ LAL, 03/30/08 |
| Three-Point Attempts..... | 12 (2x), WAS @ LAL, 03/30/08 |
| Free Throws..... | 9, WAS @ TOR, 01/30/08 |
| Free Throw Attempts..... | 11 (2x), ORL @ MIL, 04/16/05 |
| Offensive Rebounds..... | 4 (7x), TOR @ WAS, 03/30/07 |
| Defensive Rebounds..... | 9, DAL @ UTA, 01/05/04 |
| Total Rebounds..... | 11, DAL @ UTA, 01/05/04 |
| Assists..... | 9, UTA @ LAC, 12/07/01 |
| Steals..... | 4 (4x), MIL @ WAS, 04/02/08 |
| Turnovers..... | 6 (2x), ORL @ MIL, 04/16/05 |
| Blocks..... | 3, UTA @ DAL, 01/19/02 |

PLAYOFF HIGHS

| | |
|------------------------------|------------------------------|
| Points..... | 19, CLE @ WAS, 04/24/08 |
| Minutes..... | 38, WAS @ CLE, 04/19/08 |
| Field Goals..... | 5 (3x), WAS @ CLE, 04/30/08 |
| Field Goal Attempts..... | 14 (2x), WAS @ CLE, 04/30/08 |
| Three-Point Field Goals..... | 5, CLE @ WAS, 04/24/08 |
| Three-Point Attempts..... | 7 (4x), WAS @ CLE, 04/30/08 |
| Free Throws..... | 6, UTA @ SAC, 04/30/03 |
| Free Throw Attempts..... | 6 (2x), WAS @ CLE, 04/30/08 |
| Offensive Rebounds..... | 2 (2x), CLE @ WAS, 04/27/08 |
| Defensive Rebounds..... | 5, WAS @ CLE, 04/30/08 |
| Total Rebounds..... | 5 (3x), WAS @ CLE, 04/30/08 |
| Assists..... | 5 (2x), CLE @ WAS, 04/27/08 |
| Steals..... | 3, CLE @ WAS, 04/24/08 |
| Turnovers..... | 3, WAS @ CLE, 04/30/08 |
| Blocks..... | 2, WAS @ CLE, 04/22/07 |

WIZ FACTS

- ▶ **Started 275 consecutive games from 4/14/05-12/21/08 with Orlando and Washington.**
- ▶ **Led the Wizards with a career-high 158 three-point field goals made in 2007-08.**
- ▶ **Was the youngest player to ever play and start a game for the Utah Jazz when he did so as a 19-year-old rookie in 2000-01.**

2

PROFESSIONALLY: Enjoyed his career best season as a professional in 2007-08, when he connected on a career-high 158 three-point field goals, and averaged a career-high 3.1 assists per game...Registered career-high numbers in field goal percentage (.461) and three-point field goal percentage (.404) in 2006-07...At 19 years old, became the youngest player to ever play and start a game for Utah.

PERSONALLY: Has two sons, DeShawn Jr. and Londyn Taylor, and a daughter, Skye Christian...Mother and stepfather are Genice and Terry Poppo, and has a half-brother, Tyler...Has joined Wizards President Ernie Grunfeld, as well as teammates Brendan Haywood, Andray Blatche, Nick Young, Dominic McGuire and JaVale McGee for the Wizards annual Family-to-Family Holiday Delivery, delivering toys, books, clothes, games and gift certificates to designated families in Washington, DC who needed help with the holidays...Hosted the first session in the "Real Talk with the Wizards" roundtable discussion series with young men from Youth Entrepreneurial Services, KIAMSHA Empowerment Organization and Woodland Terrace Community, and led a discussion focused on stereotypes...Has participated in the "Magic's Thanksgiving Day" event at the Coalition for the Homeless...Averaged 30.4 points, 9.7 rebounds and 6.2 assists as a senior at Washington Union High School in Fresno, California...Named First Team Parade All-America and Second Team All-USA Today Basketball Team...Starred in the 2000 McDonald's All-American High School All-Star Game and scored a game-high 25 points...Also won the slam dunk contest at the event...Originally signed a letter of intent to play college basketball at Kansas University, but opted for the NBA Draft...Resides in Ashburn, VA.

2008-09: Had the NBA's second-longest streak of consecutive regular season games started (275), trailing only Detroit's Tayshaun Prince, until volunteering to come off the bench to help the team (12/23 at CHA)...Was limited to 32 games due to a back injury...Scored a season-high 21 points and connected on a season-high five three-point field goals at NJN (12/2)...Had a season-high eight assists at NYK (11/22)...Missed 50 games due to lower back pain (1/2-1/28, 2/2-3/4) and herniated disc surgery (3/6-4/15).

2007-08: Averaged 11.2 points, 3.1 assists and 2.9 rebounds in 82 regular season games (82 starts)...Was the only Wizards player to start every game...Scored 27 points and hit a career-high eight three-point field goals at LAL (3/30)...Scored a career-high 33 points, including a game-winning three-pointer at NO (2/25)...Scored 18 points and had a season-high tying seven assists at GSW (2/11).

2006-07: Averaged 11.2 points, 2.6 rebounds and a career-high 2.7 assists in 29.5 minutes per game...Appeared in and started all 82 games; only Wizard to do so...Also registered career-highs in field goal percentage (.461) and three-point field goal percentage (.404)...Made a career-high 74 three-pointers, after connecting on 53 total three-pointers in his previous six seasons...Recorded a season-high seven assists at NJN (4/7)...Scored a season-high 28 points on 11-of-18 shooting vs. PHI (3/28)...Scored in double figures in 46 games and had seven games with 20+ points.

2005-06: Averaged 11.0 points, 2.9 rebounds and 2.0 assists in 32.3 minutes per game...Was one of only 12 players in the NBA to start all 82 contests (82 starts)...Scored in double figures 58 times, including a season-high 22 points at MEM (12/2).

2004-05: Averaged 7.8 points, 1.9 rebounds and 1.3 assists in 19.8 minutes per game...Appeared in 55 games (27 starts)...Scored in double figures 19 times...Scored his 2,000th NBA career point vs. IND (4/18/05).

2003-04: Averaged 11.4 points, 3.7 rebounds and 2.0 assists in 30.6 minutes per game...Appeared in 80 games (78 starts) for Utah and Orlando...Scored in double figures 52 times, including a season-high 24 points at DAL (1/1)...Scored 20+ points four times.

2002-03: Averaged 4.5 points, 1.5 rebounds and 1.0 assist in 12.5 minutes per game for Utah...Appeared in 60 regular season games (eight starts).

continued on page 62

NICK YOUNG



POSITION: **G/F**
HEIGHT: **6-7**
WEIGHT: **210**

COLLEGE: SOUTHERN CALIFORNIA **YEARS PRO:** 2
BIRTHDATE: JUNE 1, 1985 **DRAFTED:** 16TH OVERALL (FIRST ROUND)
HIGH SCHOOL: CLEVELAND, RESEDA, CA BY WASHINGTON IN 2007
TRANSACTIONS: NONE

Season-By-Season Statistics

| Year-Team | G | GS | MIN | FGM | FGA | PCT | FG3M | FG3A | PCT | FTM | FTA | PCT | OFF | DEF | TOT | AST | PF | DQ | STL | TO | BLK | PTS | RPG | APG | PPG |
|---------------|------------|----------|-------------|------------|-------------|-------------|-----------|------------|-------------|------------|------------|-------------|-----------|------------|------------|------------|------------|----------|-----------|------------|-----------|-------------|------------|------------|------------|
| 07-08 WAS | 75 | 2 | 1158 | 210 | 478 | .439 | 40 | 100 | .400 | 101 | 124 | .815 | 23 | 92 | 115 | 63 | 130 | 1 | 35 | 94 | 7 | 561 | 1.5 | 0.8 | 7.5 |
| 08-09 WAS | 82 | 5 | 1837 | 336 | 756 | .444 | 56 | 164 | .341 | 164 | 193 | .850 | 31 | 119 | 150 | 95 | 140 | 0 | 39 | 92 | 20 | 892 | 1.8 | 1.2 | 10.9 |
| TOTALS | 157 | 7 | 2994 | 546 | 1234 | .442 | 96 | 264 | .364 | 265 | 317 | .836 | 54 | 211 | 265 | 158 | 270 | 1 | 74 | 186 | 27 | 1453 | 1.7 | 1.0 | 9.3 |

Playoff Statistics

| Year-Team | G | GS | MIN | FGM | FGA | PCT | FG3M | FG3A | PCT | FTM | FTA | PCT | OFF | DEF | TOT | AST | PF | DQ | STL | TO | BLK | PTS | RPG | APG | PPG |
|---------------|----------|----------|-----------|----------|----------|-------------|----------|----------|-------------|----------|----------|-------------|----------|----------|----------|----------|----------|----------|----------|----------|----------|----------|------------|------------|------------|
| 07-08 WAS | 4 | 0 | 17 | 1 | 9 | .111 | 0 | 2 | .000 | 3 | 4 | .750 | 1 | 1 | 2 | 1 | 1 | 0 | 2 | 1 | 0 | 5 | 0.5 | 0.3 | 1.3 |
| TOTALS | 4 | 0 | 17 | 1 | 9 | .111 | 0 | 2 | .000 | 3 | 4 | .750 | 1 | 1 | 2 | 1 | 1 | 0 | 2 | 1 | 0 | 5 | 0.5 | 0.3 | 1.3 |

CAREER HIGHS

| | |
|------------------------------|------------------------------|
| Points..... | 33, WAS @ NYK, 01/14/09 |
| Minutes..... | 36 (2x), WAS @ DEN, 03/20/09 |
| Field Goals..... | 13, WAS @ NYK, 01/14/09 |
| Field Goal Attempts..... | 20, NJN @ WAS, 02/04/09 |
| Three-Point Field Goals..... | 3 (6x), WAS @ BOS, 04/15/09 |
| Three-Point Attempts..... | 6 (2x), WAS @ BOS, 04/15/09 |
| Free Throws..... | 11, WAS @ DET, 11/01/08 |
| Free Throw Attempts..... | 11, WAS @ DET, 11/01/08 |
| Offensive Rebounds..... | 2 (4x), WAS @ SAS, 03/06/09 |
| Defensive Rebounds..... | 5 (4x), ORL @ WAS, 03/13/09 |
| Total Rebounds..... | 6 (3x), WAS @ SAS, 03/06/09 |
| Assists..... | 5, WAS @ PHX, 02/10/08 |
| Steals..... | 3 (4x), WAS @ IND, 03/29/09 |
| Turnovers..... | 4 (4x), WAS @ DEN, 03/20/09 |
| Blocks..... | 2 (4x), TOR @ WAS, 04/13/09 |

PLAYOFF HIGHS

| | |
|---------------------------|-----------------------------|
| Points..... | 5, CLE @ WAS, 05/02/08 |
| Minutes..... | 7, WAS @ CLE, 04/21/08 |
| Field Goals..... | 1, CLE @ WAS, 05/02/08 |
| Field Goal Attempts..... | 4, WAS @ CLE, 04/21/08 |
| Three-Point Attempts..... | 1 (2x), CLE @ WAS, 04/24/08 |
| Free Throws..... | 3, CLE @ WAS, 05/02/08 |
| Free Throw Attempts..... | 4, CLE @ WAS, 05/02/08 |
| Offensive Rebounds..... | 1, WAS @ CLE, 04/30/08 |
| Defensive Rebounds..... | 1, CLE @ WAS, 05/02/08 |
| Total Rebounds..... | 1 (2x), CLE @ WAS, 05/02/08 |
| Assists..... | 1, WAS @ CLE, 04/30/08 |
| Steals..... | 1 (2x), CLE @ WAS, 05/02/08 |
| Turnovers..... | 1, CLE @ WAS, 04/24/08 |

WIZ FACTS

- ▶ **Was the only Wizards player to appear in all 82 games in 2008-09.**
- ▶ **Was the focus of a documentary titled "Second Chance Season", which portrayed his life story and path to the NBA, and aired on ESPN.**
- ▶ **In high school, played on a summer league team that was coached by the father of Wizards All-Star guard Gilbert Arenas.**

1

PROFESSIONALLY: Scored 561 points as a rookie in 2007-08, the highest total by a Wizards rookie since Jarvis Hayes in 2003-04.

PERSONALLY: Is the son of Charles and Mae Young...Names his brothers John and "T" as his biggest sports heroes...Joined teammates and coaches to host kids from a local elementary school for "Wizards Halloween Treat"...Has joined Wizards President Ernie Grunfeld, as well as teammates DeShawn Stevenson, Brendan Haywood, Andray Blatche and Dominic McGuire for the Wizards annual Family-to-Family Holiday Delivery...Visited wounded persons at Andrews Air Force Base in November, 2007...Was the focus of a documentary titled "Second Chance Season" which portrayed his life story and path to the NBA.

2008-09: Was the only Wizards player to appear in all 82 games...Averaged 10.9 points per game, including 12.2 points per game in five games started...Scored 20+ points in 12 games, and finished with 30+ points in two games, including a career-high 33 points at NYK (1/14)...Scored 30+ in back-to-back contests (vs. MIL on 1/12, at NYK on 1/14)...Established or equaled career-highs with six rebounds (twice), three steals (twice), two blocks (four times) and 36 minutes played (twice).

2007-08: Averaged 7.5 points and 1.5 rebounds in 15.5 minutes per game in 75 regular season games (two starts)...Scored in double figures 26 times...Scored a career-high 27 points and made a career-high three three-pointers in a career-best 31:29 minutes played at LAL (3/30)...Scored 22 points and had a career-high three steals vs. MIL (3/11)...Grabbed a career-high six rebounds vs. NO (3/2)...Scored 10 points and had a career-high five assists at PHX (2/10)...Scored 19 points at DEN (2/8)...Made his first career start vs. SAC at Verizon Center (12/15)...Scored 17 points in 14:36 vs. POR (11/17)...Missed two games due to illness/injury (right thigh contusion, 3/21 - 3/23).

COLLEGIATELY: Earned First Team All-Pac-10 honors his sophomore and junior seasons at USC...Declared for the NBA Draft after his junior season...Finished his collegiate career as USC's sixth all-time leading scorer with 1,486 points...As a junior, ranked second in the Pac-10 in scoring (17.5 ppg), fifth in field goal percentage (.525) and tied for second in three-point field goal percentage (.440).

PLAYOFFS: Appeared in four playoff games for Washington in 2008.



GILBERT ARENAS *continued*

2006-07: Averaged 28.4 points, 6.0 assists and 4.6 rebounds per game in 74 games (73 starts)...Ranked third in the NBA in scoring; his highest finish ever...Left the game on 4/4 vs. CHA in the first quarter and did not return, and missed the final eight games of the season following surgery to repair a lateral meniscus tear in his left knee...At the time of his injury, was on pace to become the first player in NBA history to lead the NBA in both free throws made and three-point field goals made in the same season...Scored 30+ points in 35 games, and saw Washington go 26-9 in those games...Scored 40+ points nine times (Washington: 8-1)...Hit game-winning buzzer-beating field goals vs. MIL (1/3), vs. UTA (1/15) and at SEA (3/21)...Tied a Verizon Center record with 51 points vs. UTA (1/15); his third 50+ game of the season...Set a US Airways Center single game scoring record with 54 points at PHX (12/22)...Scored an all-time franchise record with 60 points, and set a new NBA record by scoring 16 points in a single overtime session at LAL (12/17)...Tallied over 2,000 points for the third consecutive season and became the franchise's first player since Walt Bellamy to score 2,000+ points in three consecutive seasons...Was named an NBA All-Star for the third consecutive season...Was named Eastern Conference Player of the Month for December, and was named Player of the Week three times (12/4 - 12/10, 12/11 - 12/17, 1/1 - 1/7)...Missed eight games due to illness/injury (left lateral meniscus tear, 4/6 - 4/18).

2005-06: Averaged a career-high 29.3 points per game in 80 games (80 starts)...Ranked fourth in the NBA in scoring (29.3 ppg)...Scored 40+ points in a game 11 times and had 42 games with 30+ points...Selected to his second consecutive NBA All-Star Game...Combined with Antawn Jamison and Caron Butler to form the highest-scoring teammate trio in the NBA (67.4 points per game)...Had the second-highest single season scoring average in Wizards' franchise history, behind only Walt Bellamy's 31.6 ppg in 1961-62...Scored more than 2,000 points for the second consecutive season (2,038 in 04-05, 2,346 in 05-06), and became the franchise's first player to do so since Walt Bellamy (1961-1964)...Named Eastern Conference Player of the Week three times (11/7 - 11/13, 2/6 - 2/12, 2/13 - 2/19)...Ranked second in the NBA in three-point field goals made (199), third in minutes per game (42.3) and free throws made (655), fourth in steals per game (2.01), and 18th in assists per game (6.1)...Set an NBA record for points scored in a game by a player who played 30 or fewer minutes when he scored 46 points in 30 minutes vs. NYK (2/25)...Scored a then career-high 47 points vs. MIA (12/30)...Became the first Wizard since Michael Jordan (Jan. '02) to score 40+ points in consecutive games (47 on 12/30, 44 on 1/3)...Established a new franchise record with 23 free throws made vs. GSW (2/8) and tied his own franchise mark with 25 free throws attempted...Recorded nine double-doubles...Missed two games due to illness/injury (12/13 vs. NJN, lower back bruise; 3/28 at SAC, inactive, flu-like symptoms).

2004-05: Along with Antawn Jamison, became the first Wizards teammates since Jeff Malone and Moses Malone in 1987 to appear in the same All-Star Game...Led the Wizards in scoring with 25.5 points per game...Tied his single-season career-high in rebounds per game (4.7) and averaged 5.1 assists and 1.74 steals per game...Totaled a then single-season high in points (2,038) en route to becoming the club's first player to score more than 2,000 points in a season since Earl Monroe (2,065 in 1968-69)...Appeared in and started 80 games...Led the team in scoring 43 times, assists 42 times and rebounds on seven occasions...Finished in the Top Ten in the NBA in minutes per game (third), three-point field goals made (fifth), steals per game (sixth), points per game (seventh) and free throws made (eighth)...Combined with Larry Hughes and Antawn Jamison to form the highest-scoring teammate trio in the NBA (67.1 ppg)...With Hughes formed the highest-scoring backcourt in the NBA (47.5 ppg)...Named Eastern Conference Player of the Week for the week of 11/29-12/5...Became the first Wizards player to earn a Player of the Week honor since Michael Jordan (3/2/03)...Recorded the eight highest-scoring games of the year for the Wizards with 44 vs. PHI (4/9), 43 at DAL (1/18), 43 vs. IND (2/7), 43 vs. SAC (2/27), 43 vs. BOS (4/5), 40 vs. MIN (1/8), 37 at LAL (12/17) and 37 vs. ORL (1/29)...Tied for third in the NBA with six 40-point games...Recorded 25 games with at least 30 points; tied for the fifth in the NBA...Finished second in the league with 22 games in which he scored at least 10 points in the fourth quarter...Hit the game-winning basket with 0.8 seconds remaining at GSW (12/20).

2003-04: Finished the 2003-04 season first on the team in points per game (19.6), assists per game (5.0) and minutes per game (37.6)...Appeared in 55 games (52 starts)...Became just the ninth player in Washington franchise history to successfully convert a four-point play vs. BOS (4/4)...Notched his third career triple-double with 13 points, 10 rebounds and 10 assists vs. ATL (3/19)...Also recorded a triple-double with 21 points, 13 assists and 12 rebounds vs. CHI (2/26) and with 25 points, 12 rebounds and 10 assists vs. DAL (11/5)...Swiped a career-high and Verizon Center high eight steals vs. SAC (3/17)...Scored a season-high 40 points at ORL (3/10)...Set a career-high and tied a franchise record with eight three-pointers vs. LAL (2/28)...Missed 27 games after sustaining an abdominal injury.

2002-03: Started a career-high 82 games and averaged 18.3 points, 6.3 assists, 4.7 rebounds and 1.5 steals per game for Golden State...Was one of eight players in the league to average at least 18.0 points, 5.5 assists and 4.5 rebounds per game...Was named the NBA's Most Improved Player.

2001-02: Appeared in 47 games (30 starts) for Golden State...Averaged 10.9 points, 3.7 assists, 2.8 rebounds and 1.4 steals per game...Named the Western Conference Rookie of the Month for April 2002 after averaging 16.6 points, 6.1 assists, 4.8 rebounds and 2.0 steals in nine games...Among NBA rookies, ranked fourth in scoring, third in assists, third in steals and fourth in both free throw and three-point shooting percentage...Scored in double figures in 28 of the final 34 games of the season.

COLLEGIATELY: Played two seasons at the University of Arizona and averaged 15.8 points per game before declaring for the 2001 NBA Draft following his sophomore season...Named first team All-Pac 10 Conference as a sophomore...Averaged 16.0 points per game in the 2001 NCAA Tournament and earned the Midwest Region's Most Outstanding Player Award as he led Arizona to a spot in the national championship game.



GILBERT ARENAS *continued*

PLAYOFFS: Has appeared in 20 career playoff games (18 starts) for Washington, and has averaged 24.2 points, 5.3 assists and 4.6 rebounds in 41.4 minutes per game...Led the NBA in scoring during the 2006 Playoffs with 34.0 points per game in six games vs. CLE...Scored a career playoff-high 44 points at CLE (5/3/06)...Averaged 23.6 points, 6.2 assists and 5.2 rebounds per game in 10 games for the Wizards during the 2005 NBA Playoffs...Had the game-winning basket as time expired in a 112-110 win at CHI in Game Five of the first round of the 2005 NBA Playoffs...Recorded two career playoff double-doubles: vs. MIA (5/12/05), vs. CLE (5/5/06).

CARON BUTLER *continued*

the free throw line (sixth in the NBA)...Recorded his first three career triple-doubles...Had 17 points, 12 rebounds and a career-high 12 assists at LAL (3/30)...Scored a career-high 40 points in a career-high 50:39 minutes at MIL (1/27)...Recorded a triple-double with 29 points, 11 rebounds and 10 assists vs. CHI (12/19)...Scored 35 points and connected on a career-high five three-point field goals at DAL (11/26)...Recorded his first career triple-double with 26 points, 11 rebounds and 10 assists vs. GSW (11/23)...Missed 24 games (Wizards went 10-14) due to illness/injury (sprained ankles, 12/22; hip flexor strain, 1/29-2/1, 2/6-3/11; left hamstring strain, 3/31; bruised right knee, 4/12-16).

2006-07: Made his first career All-Star appearance...Averaged 19.1 points, 7.4 rebounds, 3.7 assists and 2.1 steals in 39.3 minutes per game...Appeared in 63 games (63 starts)...Also finished with a career-high .463 field goal percentage...Had a game-winning dunk with 2.2 seconds to play in a 99-98 victory vs. NYK (1/17)...Recorded a career-high 21 double-doubles...Was named Eastern Conference Player of the Week for the week of 1/15 - 1/21, his first career Player of the Week honor...Scored 30+ points three times...Missed 19 games due to illness/injury (lower back spasms, 2/25 - 2/28; left knee contusion, 3/17 - 3/26; right hand fracture, 4/3 - 4/18).

2005-06: Appeared in 75 games (54 starts)...Ranked 11th in the league in free throw percentage (.870)...Combined with Antawn Jamison and Gilbert Arenas to form the highest-scoring teammate trio in the NBA (67.4 ppg)...Helped the Wizards to a 33-21 (.611) record when he was in the starting line-up...Scored 30+ points four times...Averaged 18.6 points, 6.7 rebounds, 2.6 assists and 1.7 steals per game as a starter...Scored a season-high 34 points and had 15 rebounds vs. GSW (2/8)...Grabbed a career-high 16 rebounds (11 offensive) at CHI (1/27)...Made first start of the season at DEN (12/21)...Missed five games in early April (4/7 - 4/14) due to a right thumb sprain (Wizards went 0-5)...Was listed as inactive six times and missed seven games due to illness/injury (left thigh contusion, 11/4 - 11/5; right thumb sprain, 4/7 - 4/14).

2004-05: Averaged 15.5 points and 5.8 rebounds per game in 77 games (all starts) for the Los Angeles Lakers...Averaged 21.9 points per game over the last 15 games of the 2004-05 campaign...Ranked among the league leaders in scoring (40th), free throw percentage (17th) and steals (23rd).

2003-04: Averaged 9.2 points, 4.8 rebounds, 1.9 assists and 1.10 steals in 29.9 minutes per game for Miami...Appeared in 68 games (56 starts)...Scored 30 points and grabbed a then career-high 13 rebounds vs. CHI (3/29) after witnessing the birth of his second daughter earlier in the afternoon...Missed a total of 13 games due to illness/injury and was a DNP-CD on one occasion.

2002-03: Averaged 15.4 points and 5.1 rebounds per game for Miami...Appeared in a career-best 78 games (78 starts) for Miami...Finished third in the Rookie of the Year balloting with a total of 179 points in the voting of 117 media members...Was a four-time NBA Eastern Conference Rookie of the Month, capturing the monthly honors for November, January, February and March...Was the only rookie in either conference to capture the monthly award more than twice...Became just the sixth player in NBA history, joining Tim Duncan (1997-98); Shaquille O'Neal (1992-93); David Robinson (1989-90); Ralph Sampson (1983-84) and Terry Cummings (1982-83), to capture four-or-more Rookie of the Month honors since the league began the award in the 1981-82 season...Started for the first-year players in the Rookie Challenge at All-Star Weekend and scored a team-high 23 points...Led Miami in points (1,201), steals (137), minutes played (2,858), field goals made (429), field goals attempted (1,032), free throws made (309) and free throws attempted (375)...His 65 games of double-figure scoring were a team-high (22 more than the next closest player) and his 22 games with at least 20 points tied for tops on the Heat...Missed a total of four games due to illness/injury.

COLLEGIATELY: Played two seasons at UConn before becoming an early entry candidate for the NBA Draft...Earned Honorable Mention All-America honors from the Associated Press as a sophomore in 2001-02.

PLAYOFFS: Has appeared in 25 career playoff games (all starts) for Washington and Miami and has averaged 15.6 points, 8.3 rebounds and 2.8 assists in 40.8 minutes per game...In six games during the 2008 NBA Playoffs, averaged a team-high 18.7 points, along with 5.7 rebounds, 3.8 assists and 1.8 steals per game...Scored a career playoff-high 32 points at CLE (4/30/08), and hit the game-winning shot with 3.9 seconds remaining...Missed the 2007 NBA Playoffs due to injury (right hand fracture)...Started six playoff games for Washington in 2006 and averaged a double-double with 18.5 points and 10.5 rebounds per game...Had a career playoff-high 20 rebounds in Game 6 vs. CLE during the 2006 NBA Playoffs (5/5/06)...Started 13 postseason games for Miami in 2004 and averaged 12.8 points, 8.5 rebounds, 2.4 assists and a team-high 2.15 steals in 39.3 minutes per game...Has scored 20+ points in a playoff game eight times and has recorded six games with at least 10 rebounds...Has five career playoff double-doubles.



BRENDAN HAYWOOD *continued*

2003-04: Averaged 7.0 points, 5.0 rebounds and 1.3 blocks per game...Appeared in 77 games (59 starts)... Recorded his 1,000th rebound of his career vs. DEN (3/9)... Scored his 1,000th point as a professional vs. HOU (1/13)... Set a career-high by grabbing 16 rebounds at DAL (12/2)... Notched his first double-double of the season by posting a career-high 23 points and grabbing a season-high 11 rebounds vs. DET (11/29).

2002-03: Averaged 6.2 points, 5.0 rebounds and a team-high 1.5 blocks per game... Appeared in 81 games (69 starts)... Finished the season ranked 20th in the NBA in blocks per game (1.5)... Led the team in blocks 45 times and rebounds 11 times... Scored in double figures 16 times.

2001-02: Averaged 5.1 points and 5.2 rebounds per game as a rookie... Appeared in 62 games (two starts)... Named NBA Rookie of the Month for December 2001 after averaging 7.9 points, 7.9 rebounds and 2.2 blocks per game... Made his first career start vs. ATL (2/1) and had five points and four rebounds in 24 minutes... Tied a Verizon Center record with a career-high seven blocked shots vs. ATL (12/19)... Posted his first career double-double with 17 points and a career-high 15 rebounds along with four blocks at MEM (12/11).

COLLEGIATELY: Played four seasons at the University of North Carolina and appeared in two Final Fours... Was a college teammate of current Wizards forward Antawn Jamison... Recorded the first triple-double in school history with 18 points, 14 rebounds and 10 blocks (UNC record) vs. Miami (12/4/00).

PLAYOFFS: Has averaged 9.4 points, 5.6 rebounds and 1.6 blocks in 26.5 minutes per game in 25 career playoff games (22 starts)... Averaged a career playoff-high 12.0 points along with 6.7 rebounds and 1.5 blocks per game in six games during the 2008 NBA Playoffs... In 10 games started during the 2005 NBA Playoffs, improved on his regular season averages in almost every major statistical category, including points per game (10.6), rebounds per game (7.6), assists per game (1.0), blocks per game (2.0), steals per game (1.4), minutes per game (27.4) and free throw percentage (.636)... Averaged 13.0 points and 8.8 rebounds per contest in four games vs. MIA in the second round of the 2005 Eastern Conference Playoffs.

MIKE JAMES *continued*

2003-04: Averaged 9.3 points, 4.2 assists and 1.2 steals in 81 games with Boston and Detroit (55 starts)... Averaged 10.7 points and 4.4 assists, starting all 55 games with Boston... Traded to Detroit (2/19), where he averaged 6.3 points, 3.7 assists and 1.0 steal in 26 games for the NBA Champion Pistons.

2002-03: Averaged 7.8 points and 3.2 assists in 78 games (eight starts) with Miami... Ranked second on the Heat with 246 assists, 67 three-point field goals made and 64 steals.

2001-02: Appeared in 15 games as a rookie with Miami, averaging 2.8 points and 1.3 assists... Joined the Heat on Dec. 18 after participating in their preseason training camp.

COLLEGIATELY: Played four years of college basketball at Duquesne University, where he left ranked third all-time in steals (201), fifth in assists (348) and 10th in points (1,411)... Was named to the All Atlantic-10 First Team as a senior.

PLAYOFFS: Has appeared in 33 career playoff games, and has averaged 4.5 points, 1.2 rebounds and 1.2 assists per game... Played in four playoff games with New Orleans in 2008, and averaged 3.3 points in 5.4 minutes per game. Averaged a playoff-career-high 11.6 points in seven games with Houston in 2005... Scored a career playoff-high 22 points in a Game Six win vs. DAL (5/5/05)... Appeared in 22 playoff games for the NBA Champion Pistons in 2006, and averaged 2.6 points, 1.2 rebounds and 1.1 assists.



ANTAWN JAMISON *continued*

2007-08: Made his second career All-Star appearance... Averaged 21.4 points and a career-high 10.2 rebounds per game in 79 regular season games (79 starts)... Recorded a career-high 44 double-doubles... Was one of five players in the NBA (D. Howard, Y. Ming, A. Jefferson, C. Boozer) to average 20+ points and 10+ rebounds per game... Recorded his first career 20-10 season... Was named Eastern Conference Player of the Week for the week of 3/10/08 - 3/16/08... Scored 30+ points in nine games, including a season-high 41 points at MEM (11/24)... Had a buzzer-beating, game-winning tip-in at LAC (2/13)... Tallied 24 points and a season-high 20 rebounds in an OT win vs. TOR (1/29); his first 20-20 game since 11/25/05... Had eight straight double-doubles from 11/28 to 12/13 to become the first Wizard since Rod Strickland in February 1998 to have eight straight double-doubles... Missed two games due to illness/injury; right shoulder sprain (4/4-4/5), and sat out the final game of the regular season.

2006-07: Averaged 19.8 points and 8.0 rebounds in 70 games (70 starts)... Led or tied for the team lead in scoring 15 times, rebounding 31 times and assists in three games... Scored a season-high 48 points vs. ORL (4/17); his highest-scoring game for Washington and the third-highest-scoring game of his career... Also set new career-high with 15 free throws made and 24 free throw attempts vs. ORL (4/17)... Scored 20+ points and grabbed 10+ rebounds in 15 games... Had a team-high 21 double-doubles... Scored his 12,000th career point at IND (3/14)... Had a season-high seven assists at BOS (1/28)... Had a season-high 16 rebounds at ORL (1/19)... Recorded a career-high five blocked shots vs. MIA (12/15)... Missed 12 games due to illness/injury (left knee sprain, 1/31 - 2/28).

2005-06: Averaged 20.5 points and a then career-high 9.3 rebounds per game... Was the only Wizards player to appear in all 82 regular season games (80 starts)... Led all Eastern Conference players with 28 games with 20+ points and 10+ rebounds... Recorded 35 double-doubles and finished tied for eighth in the NBA in that category... Was one of just seven players in the NBA to average 20+ points and 9+ rebounds per game... Scored 30+ points eight times... Made a career-high seven three-point field goals at UTA (3/23)... Scored a season-high 37 points at PHI (4/10)... Successfully converted two four-point plays — at CHA (3/15) and at LAC (3/25)... Scored his 10,000th career point at ORL (1/18) and grabbed his 4,000th career rebound vs. ORL (2/6) to become the 17th active player with at least 10,000 career points and 4,000 career rebounds... Combined with Gilbert Arenas and Caron Butler to form the highest-scoring teammate trio in the NBA (67.4 ppg)... Led or tied for team lead in points 16 times, rebounds 48 times and assists six times.

2004-05: Along with Gilbert Arenas, became the first Wizards teammates since Jeff Malone and Moses Malone in 1987 to appear in the All-Star Game... Averaged 19.6 points, 7.6 rebounds and a career-high 2.3 assists per game... Appeared in 68 games (68 starts)... Led the team in rebounds (7.6) and finished third in scoring (19.6)... Also connected on a career-high 71 three-point field goals... Combined with Gilbert Arenas and Larry Hughes to form the highest-scoring teammate trio in the NBA (67.1 points per game)... Recorded 24 double-doubles (22nd in the NBA)... Led the Wizards in scoring 18 times and in rebounding in 31 games... Had a season-high 35 points vs. SAS (2/9)... Grabbed a season-high 15 rebounds at PHI (11/26)... In his first game as a Wizard, posted 34 points and eight rebounds as one of eight players in uniform for the Wizards opening night win at MEM... Had the game-winning basket with just seconds remaining in Wizards' wins at IND (1/22) and in the regular season home finale vs. CHA (4/17).

2003-04: Was named NBA Sixth Man of the Year... Averaged 14.8 points and 6.3 rebounds per game in 82 games (two starts) for Dallas... Extended his then-league-long consecutive games played streak to 328... Shot a career-high .535 from the field and .748 from the free throw line... Scored in double figures 65 times and had 20+ points 24 times... Led the team in scoring seven times... Recorded nine double-doubles... Led the Mavericks reserves in scoring 64 times and single handedly equaled or outscored the opponent's entire bench 17 times.

2002-03: Averaged 22.2 points, 7.0 rebounds and 1.9 assists in 39.3 minutes per game in 82 games (82 starts)... Started all 82 games for the third consecutive season... Became only the third Golden State player to appear in every game for three straight seasons... Recorded a season-high 41 points and a season-high tying 14 rebounds vs. DEN (4/6)... Scored 20+ points 53 times, 30+ points 17 times and recorded two 40-point efforts.

2001-02: Averaged 19.7 points and 6.8 rebounds per game in 82 games (82 starts)... Led the team in points (1,619), minutes (3,033), field goals made (614), field goal percentage (.447) and free throws made (323)... Tied or led team in scoring 45 times, rebounds 13 times and minutes 51 times.

2000-01: Averaged 24.9 points and 8.7 rebounds in 41.4 minutes per game in 82 games (82 starts)... Scored a career-high 51 points at SEA (12/3), then matched that effort in the following contest with 51 points vs. LAL (12/6) to become the first player to score 50+ points in back-to-back games since Michael Jordan in 1986-87 and the first player to record 51+ points in consecutive games since Wilt Chamberlain in 1963-64.

1999-00: Averaged 19.6 points, 8.3 rebounds and 2.1 assists in 36.2 minutes... Appeared in 43 games (41 starts)... Increased his scoring average from previous season by 10.0 points per game.

1998-99: Earned NBA All-Rookie Second Team honors... Averaged 9.6 points and 6.4 rebounds per game in 47 games (24 starts)... Averaged 20.0 points and 7.4 rebounds in the final five games of season... Scored a season-high 24 points at DAL (5/1)... Grabbed a season-high 16 rebounds twice.

COLLEGIATELY: Played three seasons at the University of North Carolina... Named the 1998 National Player of the Year by numerous media outlets, including The Associated Press, and won the prestigious John R. Wooden Award and Naismith Award.



ANTAWN JAMISON *continued*

PLAYOFFS: Has appeared in 31 career playoff games (26 starts) for Dallas and Washington...Has averaged 19.2 points and 7.8 rebounds in 37.1 minutes per game in career postseason action...Averaged 16.8 points and a career postseason-high 12.0 rebounds per game in six games during the 2008 NBA Playoffs...Grabbed a career playoff-high 19 rebounds in Game One at CLE (4/19/08)...Averaged a series-high 32.0 points per game, along with 9.8 rebounds per game, in four playoff games vs. CLE in 2007...Averaged 19.2 points and 7.2 rebounds per game in six playoff games in 2006...Averaged 18.5 points and 6.3 rebounds per game in 10 games with Washington during the 2005 postseason...In his first career playoff series, averaged 13.0 points and 5.0 rebounds in 21.8 minutes per game in five games with Dallas in 2004.

MIKE MILLER *continued*

game in April, including five games with 20+ points and two games with 30+ points...Hit a game-winning buzzer-beater vs. SAS (4/18)...Missed six games from 1/114-1/22 with a concussion.

2003-04: Guided Memphis to a 39-26 record in 65 games started...Scored in double figures 33 times, including 20+ points nine times...Had three double-doubles on the season...Ranked second on the team in three-point shooting (.375) and third in assists (3.6)...Placed on the injured list 2/20 with a sore back and was activated 3/20...Grabbed his 1,000th rebound at CLE (11/29)...Scored his 3,000th career point at UTA (11/8).

2002-03: Averaged 15.6 points and 5.2 rebounds in 65 games with Orlando and Memphis...Scored 10+ points 54 times, 20+ points 18 times, and 30+ points once...Tallied 10+ rebounds twice...Missed three games with back spasms (3/12-3/18)...Was placed on the Injured List for the final five games of season due to a back sprain.

2001-02: Played in 63 games for Orlando (53 starts)...Averaged 15.2 points, 4.3 rebounds and 3.1 assists in 33.7 minutes per game...As a starter, averaged 15.5 points, 4.5 rebounds and 3.3 assists in 34.8 minutes per game...Scored in double figures 51 times...Scored 20+ points 13 times...Led (or tied) the team in scoring 10 times, in rebounding seven times and in assists seven times...Missed 19 total games due to illness/injury...Tallied seven points, a team-high 11 assists and seven rebounds in the Rookie Challenge at the 2002 NBA All-Star Weekend...Also participated in the three-point contest.

2000-01: Named Schick NBA Rookie of the Year...Also earned NBA All-Rookie First Team honors and was the lone unanimous selection...Appeared in all 82 games for Orlando (62 starts)...Averaged 11.9 points, 4.0 rebounds and 1.7 assists in 29.1 minutes per game...Was the only rookie in the NBA to appear in all 82 games for their team and was one of just three Magic members to play in every contest...As a starter, averaged 14.0 points, 4.4 rebounds and 1.9 assists in 33.4 minutes per game...Shot .407 (148-for-364) from beyond the three-point arc, finishing second on the club, leading all NBA rookies and ranking 18th overall...Set franchise records for most three-point field goals made and most three-point field goals attempted in a season by a rookie...Ranked among NBA rookie leaders in scoring (third), rebounding (tied for seventh), assists (seventh), field goal percentage (seventh), three-point field goal percentage (first) and minutes played (third)...Named NBA Rookie of the Month for February and Co-Rookie of the Month for March...Led (or tied) the team in scoring six times...Netted 11 points during Rookie Challenge at 2001 All-Star Weekend in Washington, DC.

COLLEGIATELY: Attended the University of Florida from 1998-2000...As a sophomore, led the Gators to the 2000 NCAA Championship game before losing to Michigan State...Converted a game-winning lay-up against Butler in the opening round of the NCAA tournament.

PLAYOFFS: Has appeared in 20 career playoff games (14 starts) in five appearances with Orlando and Memphis...Has averaged 9.0 points, 3.0 rebounds and 1.7 assists per game in his postseason career.

DESHAWN STEVENSON *continued*

2001-02: Averaged 4.9 points, 1.7 assists and 1.2 rebounds in 16.9 minutes per game for Utah...Appeared in 67 games (23 starts).

2000-01: Averaged 2.2 points in 7.3 minutes per game...Appeared in 40 games (two starts) during his rookie campaign in Utah...Participated in the NBA Slam Dunk Contest during 2001 NBA All-Star Weekend in Washington, DC and finished second behind Seattle's Desmond Mason.

PLAYOFFS: Averaged a career playoff-high 12.3 points and 3.0 rebounds in six playoff games with Washington in 2008...Connected on 14-36 (.389) three-point field goal attempts during the 2008 Playoffs...Averaged 6.0 points and 2.5 rebounds per game in four games started for Washington vs. CLE in the 2007 NBA Playoffs...Also played in five playoff games prior to joining the Wizards...Has averaged 7.9 points and 2.1 rebounds in 15 career playoff games.



2009
2010

SEASON IN REVIEW



WWW.WASHINGTONWIZARDS.COM

GAME-BY-GAME RESULTS

OCTOBER (0-1)

| Date | Opponent | Team/Opp | Home | Road | Total | High Scoring | High Rebounds | High Assists | Opponent Scoring | Atten. |
|--------|------------|----------|------|------|-------|--|---------------|--------------|------------------|--------|
| Oct 29 | New Jersey | L 85-95 | 0-1 | 0-0 | 0-1 | High Scoring Jamison-14 Stevenson-14 | Butler-11 | Butler-5 | Carter-21 | 20,173 |

NOVEMBER (2-11)

| Date | Opponent | Team/Opp | Home | Road | Total | High Scoring | High Rebounds | High Assists | Opponent Scoring | Atten. |
|--------|--------------|---------------|------|------|-------|--------------|-----------------------------------|-------------------------|------------------|--------|
| Nov 1 | @Detroit | L 109-117 | 0-1 | 0-1 | 0-2 | Jamison-24 | Jamison-8 | Butler-6 | Hamilton-24 | 22,076 |
| Nov 5 | @Milwaukee | L 104-112(OT) | 0-1 | 0-2 | 0-3 | Butler-27 | Jamison-10 | Dixon-4 Daniels-4 | Jefferson-32 | 13,895 |
| Nov 7 | New York | L 108-114 | 0-2 | 0-2 | 0-4 | Butler-30 | Jamison-12 | Dixon-11 | Ja. Crawford-23 | 20,173 |
| Nov 8 | @Orlando | L 81-106 | 0-2 | 0-3 | 0-5 | Young-20 | McGee-6 Pecherov-6 Thomas-6 | Brown-5 | Howard-31 | 16,911 |
| Nov 12 | Utah | W 95-87 | 1-2 | 0-3 | 1-5 | Butler-27 | McGee-11 | Butler-3 | Boozer-20 | 14,885 |
| Nov 14 | @Miami | L 77-97 | 1-2 | 0-4 | 1-6 | Jamison-15 | Jamison-10 | Dixon-3 | Wade-24 | 15,284 |
| Nov 18 | Miami | L 87-94 | 1-3 | 0-4 | 1-7 | Jamison-25 | Butler-12 | Dixon-5 | Wade-19 | 15,102 |
| Nov 19 | @Atlanta | L 87-91 | 1-3 | 0-5 | 1-8 | Butler-32 | Jamison-11 | Stevenson-5 | Bibby-25 | 14,416 |
| Nov 21 | Houston | L 91-103 | 1-4 | 0-5 | 1-9 | Jamison-27 | Jamison-10 | Stevenson-7 | McGrady-20 | 20,173 |
| Nov 22 | @New York | L 117-122 | 1-4 | 0-6 | 1-10 | Jamison-29 | Jamison-13 | Stevenson-8 | Richardson-34 | 19,763 |
| Nov 25 | Golden State | W 124-100 | 2-4 | 0-6 | 2-10 | Butler-35 | Blatche-12 | Stevenson-7 | Maggette-17 | 13,852 |
| Nov 27 | Orlando | L 90-105 | 2-5 | 0-6 | 2-11 | Butler-25 | Jamison-12 | Butler-6 Stevenson-6 | Howard-26 | 13,295 |
| Nov 29 | Atlanta | L 98-102 | 2-6 | 0-6 | 2-12 | Jamison-26 | Jamison-13 | Butler-5 Jamison-5 | Bibby-21 | 18,110 |

DECEMBER (4-12)

| Date | Opponent | Team/Opp | Home | Road | Total | High Scoring | High Rebounds | High Assists | Opponent Scoring | Atten. |
|--------|---------------|-----------|------|------|-------|-------------------------|--------------------------|-----------------------|--------------------------|--------|
| Dec 2 | @New Jersey | W 108-88 | 2-6 | 1-6 | 3-12 | Butler-22 Jamison-22 | Jamison-8 | Butler-10 | Harris-18 | 15,062 |
| Dec 3 | Portland | L 92-98 | 2-7 | 1-6 | 3-13 | Jamison-22 | McGee-7 | Jamison-5 | Roy-22 | 12,802 |
| Dec 5 | L.A. Lakers | L 104-106 | 2-8 | 1-6 | 3-14 | Butler-26 | Jamison-12 Blatche-12 | Stevenson-6 | Bryant-23 | 20,173 |
| Dec 6 | @Chicago | L 110-117 | 2-8 | 1-7 | 3-15 | Butler-27 | Jamison-12 | Butler-6 | Deng-26 | 21,741 |
| Dec 9 | Detroit | W 107-94 | 3-8 | 1-7 | 4-15 | Butler-33 | Jamison-11 | Dixon-7 | Hamilton-29 | 14,707 |
| Dec 11 | Boston | L 88-122 | 3-9 | 1-7 | 4-16 | Butler-19 | McGee-6 | Dixon-7 | Pierce-22 R. Allen-22 | 20,173 |
| Dec 13 | @Philadelphia | L 89-104 | 3-9 | 1-8 | 4-17 | Jamison-17 | Jamison-9 | Dixon-5 | Brand-27 | 15,865 |
| Dec 15 | Indiana | L 98-118 | 3-10 | 1-8 | 4-18 | Jamison-26 Butler-26 | Jamison-15 | James-6 | Granger-27 | 14,502 |
| Dec 17 | @Detroit | L 74-88 | 3-10 | 1-9 | 4-19 | James-16 | Jamison-11 Blatche-11 | Blatche-4 Butler-4 | Iverson-28 | 22,076 |
| Dec 19 | Philadelphia | L 103-109 | 3-11 | 1-9 | 4-20 | Jamison-23 | Jamison-10 | Jamison-5 | Williams-26 | 18,323 |
| Dec 21 | Dallas | L 86-97 | 3-12 | 1-9 | 4-21 | Jamison-22 | James-8 Jamison-8 | James-5 | J. Terry-25 | 15,582 |
| Dec 23 | @Charlotte | L 72-80 | 3-12 | 1-10 | 4-22 | Butler-31 | McGuire-10 | Butler-4 | Okafor-29 | 13,776 |
| Dec 25 | @Cleveland | L 89-93 | 3-12 | 1-11 | 4-23 | Jamison-28 | McGuire-11 | Butler-10 | M. Williams-24 | 20,562 |
| Dec 27 | Oklahoma City | W 104-95 | 4-12 | 1-11 | 5-23 | Jamison-29 | Blatche-15 | James-11 | Durant-25 | 16,181 |
| Dec 29 | @Houston | W 89-87 | 4-12 | 2-11 | 6-23 | Jamison-30 | Jamison-12 | McGuire-6 | Artest-20 | 18,278 |
| Dec 30 | @New Orleans | L 85-97 | 4-12 | 2-12 | 6-24 | Jamison-22 | Jamison-12 | James-7 | Butler-21 | 18,021 |

JANUARY (4-13)

| Date | Opponent | Team/Opp | Home | Road | Total | High Scoring | High Rebounds | High Assists | Opponent Scoring | Atten. |
|--------|---------------|-----------|------|------|-------|---------------------------------------|---------------|--------------------------|------------------|--------|
| Jan 2 | @Boston | L 83-108 | 4-12 | 2-13 | 6-25 | Young-15 | Jamison-9 | Butler-5 | Pierce-26 | 18,624 |
| Jan 4 | Cleveland | W 80-77 | 5-12 | 2-13 | 7-25 | Jamison-26 | Jamison-13 | Blatche-4 | James-30 | 20,173 |
| Jan 6 | @Orlando | L 80-89 | 5-12 | 2-14 | 7-26 | Butler-29 | Jamison-9 | James-5 Butler-5 | Turkoglu-22 | 16,011 |
| Jan 7 | Toronto | L 93-99 | 5-13 | 2-14 | 7-27 | Jamison-32 | Jamison-7 | Crittenton-6 Butler-6 | Bargnani-25 | 13,864 |
| Jan 9 | @Chicago | L 86-98 | 5-13 | 2-15 | 7-28 | Young-28 | Jamison-11 | Butler-6 | Gordon-22 | 20,125 |
| Jan 10 | Charlotte | L 89-92 | 5-14 | 2-15 | 7-29 | Butler-19 | Blatche-10 | Blatche-4 | Bell-19 | 20,173 |
| Jan 12 | Milwaukee | L 91-97 | 5-15 | 2-15 | 7-30 | Young-30 | McGuire-10 | McGuire-5 | Redd-29 | 13,510 |
| Jan 14 | @New York | L 122-128 | 5-15 | 2-16 | 7-31 | Young-33 | Jamison-7 | James-5 | Lee-30 | 18,020 |
| Jan 16 | New York | W 96-89 | 6-15 | 2-16 | 8-31 | Jamison-28 | Blatche-11 | Butler-7 | Harrington-18 | 17,526 |
| Jan 19 | @Golden State | L 98-119 | 6-15 | 2-17 | 8-32 | Jamison-22 Blatche-22 Butler-22 | McGuire-11 | McGuire-6 | Crawford-28 | 19,244 |



WIZARDS

GAME-BY-GAME RESULTS

| Date | Opponent | Team/Opp | Home | Road | Total | High Scoring | High Rebounds | High Assists | Opponent Scoring | Atten. | |
|--------|---------------|----------|---------|------|-------|--------------|---------------|--------------|---------------------|-------------------------|--------|
| Jan 21 | @Sacramento | W | 110-107 | 6-15 | 3-17 | 9-32 | Jamison-33 | McGuire-12 | Butler-5 | Salmons-24 Udrih-24 | 10,821 |
| Jan 22 | @L.A. Lakers | L | 97-117 | 6-15 | 3-18 | 9-33 | Jamison-19 | McGee-9 | James-6 Butler-6 | Bynum-23 | 18,997 |
| Jan 24 | @Portland | L | 87-100 | 6-15 | 3-19 | 9-34 | Butler-31 | Butler-10 | James-7 | Roy-22 | 20,566 |
| Jan 26 | Phoenix | L | 87-103 | 6-16 | 3-19 | 9-35 | Butler-28 | Jamison-13 | McGuire-7 | O'Neal-29 | 17,344 |
| Jan 28 | @Miami | L | 71-93 | 6-16 | 3-20 | 9-36 | Jamison-21 | Jamison-12 | Butler-6 | Beasley-16 Cook-16 | 16,424 |
| Jan 30 | @Philadelphia | L | 94-104 | 6-16 | 3-21 | 9-37 | Jamison-25 | Jamison-15 | Crittenton-7 | Iguodala-20 Green-20 | 15,528 |
| Jan 31 | L.A. Clippers | W | 106-94 | 7-16 | 3-21 | 10-37 | Jamison-25 | Butler-13 | Butler-7 | Gordon-25 | 18,227 |

FEBRUARY (4-8)

| Date | Opponent | Team/Opp | Home | Road | Total | High Scoring | High Rebounds | High Assists | Opponent Scoring | Atten. | |
|--------|--------------|----------|---------|-------|-------|--------------|---------------|--------------|------------------|---------------|--------|
| Feb 2 | Memphis | L | 97-113 | 7-17 | 3-21 | 10-38 | Jamison-29 | Jamison-13 | Butler-5 | Mayo-33 | 11,442 |
| Feb 4 | New Jersey | L | 88-115 | 7-18 | 3-21 | 10-39 | Young-21 | Jamison-6 | Young-4 | Harris-26 | 12,602 |
| Feb 6 | Denver | L | 103-124 | 7-19 | 3-21 | 10-40 | Jamison-26 | Jamison-8 | Crittenton-7 | Anthony-23 | 20,173 |
| Feb 8 | Indiana | W | 119-117 | 8-19 | 3-21 | 11-40 | Butler-35 | Butler-13 | James-7 | Granger-29 | 13,708 |
| Feb 10 | @Atlanta | L | 90-111 | 8-19 | 3-22 | 11-41 | Butler-22 | Jamison-12 | Crittenton-7 | Johnson-22 | 17,027 |
| Feb 11 | @Charlotte | L | 89-101 | 8-19 | 3-23 | 11-42 | Butler-26 | Jamison-9 | Butler-6 | Augustin-24 | 10,237 |
| Feb 17 | Minnesota | W | 111-103 | 9-19 | 3-23 | 12-42 | Jamison-29 | Jamison-11 | Butler-6 | Foye-23 | 11,623 |
| Feb 20 | @New Jersey | W | 107-96 | 9-19 | 4-23 | 13-42 | Jamison-28 | McGuire-14 | Crittenton-3 | Harris-26 | 15,113 |
| Feb 21 | San Antonio | L | 67-98 | 9-20 | 4-23 | 13-43 | Butler-24 | Jamison-7 | McGuire-4 | Mason-25 | 20,173 |
| Feb 25 | Philadelphia | L | 98-106 | 9-21 | 4-23 | 13-44 | Butler-17 | McGuire-14 | Butler-4 | Iguodala-22 | 16,505 |
| Feb 27 | Chicago | W | 113-90 | 10-21 | 4-23 | 14-44 | Jamison-27 | Jamison-11 | Butler-6 | Salmons-25 | 18,114 |
| Feb 28 | @Milwaukee | L | 93-109 | 10-21 | 4-24 | 14-45 | Jamison-21 | McGuire-11 | Butler-6 | Villanueva-25 | 15,970 |

MARCH (3-13)

| Date | Opponent | Team/Opp | Home | Road | Total | High Scoring | High Rebounds | High Assists | Opponent Scoring | Atten. | |
|--------|----------------|----------|---------|-------|-------|--------------|---------------|--------------|------------------|---------------|--------|
| Mar 2 | Atlanta | L | 89-98 | 10-22 | 4-24 | 14-46 | Jamison-23 | McGee-9 | McGuire-9 | Williams-28 | 10,189 |
| Mar 4 | @Oklahoma City | L | 83-88 | 10-22 | 4-25 | 14-47 | Jamison-29 | Jamison-10 | McGuire-6 | Krstic-18 | 18,576 |
| Mar 6 | @San Antonio | L | 78-100 | 10-22 | 4-26 | 14-48 | Jamison-14 | Young-6 | McGuire-4 | Parker-19 | 18,440 |
| Mar 7 | @Dallas | L | 103-119 | 10-22 | 4-27 | 14-49 | Jamison-24 | Jamison-11 | James-7 | Nowitzki-34 | 20,150 |
| Mar 9 | @Minnesota | W | 110-99 | 10-22 | 5-27 | 15-49 | Butler-27 | Butler-10 | Butler-6 | Telfair-18 | 13,119 |
| Mar 11 | New Orleans | L | 98-109 | 10-23 | 5-27 | 15-50 | Jamison-25 | Jamison-10 | Butler-9 | Paul-30 | 15,255 |
| Mar 13 | Orlando | L | 103-112 | 10-24 | 5-27 | 15-51 | Jamison-36 | McGuire-7 | Crittenton-7 | Pietrus-21 | 18,152 |
| Mar 15 | Sacramento | W | 106-104 | 11-24 | 5-27 | 16-51 | Jamison-30 | Jamison-9 | McGuire-8 | Martin-24 | 15,108 |
| Mar 17 | @Utah | L | 88-103 | 11-24 | 5-28 | 16-52 | Dixon-14 | Blatche-13 | Songaila-3 | Korver-15 | 19,911 |
| Mar 18 | @L.A. Clipper | L | 108-123 | 11-24 | 5-29 | 16-53 | Jamison-24 | Jamison-11 | Jamison-7 | Gordon-26 | 15,123 |
| Mar 20 | @Denver | L | 105-116 | 11-24 | 5-30 | 16-54 | Jamison-27 | McGee-11 | James-9 | Smith-40 | 18,231 |
| Mar 21 | @Phoenix | L | 96-128 | 11-24 | 5-31 | 16-55 | Jamison-25 | Blatche-9 | Songaila-3 | Richardson-35 | 18,422 |
| Mar 23 | Chicago | L | 99-101 | 11-25 | 5-31 | 16-56 | Jamison-34 | Blatche-13 | McGuire-7 | Gordon-21 | 15,421 |
| Mar 25 | Charlotte | W | 95-93 | 12-25 | 5-31 | 17-56 | Jamison-27 | Jamison-8 | James-5 | Wallace-21 | 14,657 |
| Mar 28 | Detroit | L | 96-98 | 12-26 | 5-31 | 17-57 | Jamison-21 | Butler-10 | Arenas-10 | Hamilton-31 | 20,173 |
| Mar 29 | @Indiana | L | 115-124 | 12-26 | 5-32 | 17-58 | Butler-31 | Butler-13 | Crittenton-3 | Granger-31 | 13,729 |

APRIL (2-5)

| Date | Opponent | Team/Opp | Home | Road | Total | High Scoring | High Rebounds | High Assists | Opponent Scoring | Atten. | |
|--------|------------|----------|---------|-------|-------|--------------|---------------|---------------|------------------|-----------|--------|
| Apr 1 | @Memphis | L | 107-112 | 12-26 | 5-33 | 17-59 | Butler-31 | Crittenton-11 | Butler-4 | Gay-25 | 10,013 |
| Apr 2 | Cleveland | W | 109-101 | 13-26 | 5-33 | 18-59 | Butler-25 | Haywood-10 | Arenas-10 | James-31 | 20,173 |
| Apr 4 | Miami | L | 104-118 | 13-27 | 5-33 | 18-60 | Butler-27 | Haywood-12 | Crittenton-8 | Wade-33 | 20,173 |
| Apr 8 | @Cleveland | L | 86-98 | 13-27 | 5-34 | 18-61 | Young-16 | Haywood-7 | McGuire-4 | James-21 | 20,562 |
| Apr 10 | @Toronto | W | 100-98 | 13-27 | 6-34 | 19-61 | Jamison-24 | Jamison-12 | Butler-7 | Bosh-21 | 18,107 |
| Apr 13 | Toronto | L | 96-97 | 13-28 | 6-34 | 19-62 | Butler-28 | Butler-10 | Dixon-7 | Marion-25 | 18,455 |
| Apr 15 | @Boston | L | 107-115 | 13-28 | 6-35 | 19-63 | Butler-39 | Pecherov-10 | Crittenton-4 | Davis-21 | 18,624 |



BREAKDOWN

| | RECORD | HOME | ROAD | OT |
|-----------|--------|-------|------|------|
| OVERALL | 19-63 | 13-28 | 6-35 | 0- 1 |
| Atlantic | 4-14 | 1- 8 | 3- 6 | |
| Central | 5-13 | 5- 4 | 0- 9 | 0- 1 |
| Southeast | 1-15 | 1- 7 | 0- 8 | |
| EASTERN | 10-42 | 7-19 | 3-23 | 0- 1 |
| Southwest | 1- 9 | 0- 5 | 1- 4 | |
| Northwest | 4- 6 | 3- 2 | 1- 4 | |
| Pacific | 4- 6 | 3- 2 | 1- 4 | |
| WESTERN | 9-21 | 6- 9 | 3-12 | |

TEAM WINNING & LOSING STREAKS:

| | OVERALL | HOME | ROAD |
|-------|--------------------|--------------------|--------------------|
| Long: | Win - 2 Loss- 8 | Win - 2 Loss- 4 | Win - 1 Loss- 7 |

| | WON | LOST | OFFENSE | Vs OPP | HOME ATTENDANCE |
|------|-----|------|------------|---------------------|-----------------|
| Oct. | 0 | 1 | | | |
| Nov. | 2 | 11 | 100+ 14-17 | If Opp W/L to date: | 41 Games |
| Dec. | 4 | 12 | 100< 5-46 | .500+ 6-39 | 681,119 Total |
| Jan. | 4 | 13 | Defense | .500- 13-23 | 16,613 Average |
| Feb. | 4 | 8 | 100+ 6-41 | | 20,173 High |
| Mar. | 3 | 13 | 100< 13-22 | | 12 Sellouts |
| Apr. | 2 | 5 | | | |

AFTER 82 GAMES (2007-08): W 43 L 39

| MARGINS | 1 | 2 | 3 | 4 | 5 | 6 | 7 | 8 | 9 | 10 | 11 | 12 | 13 | 14 | 15 | 16 | 17 | 18 | 19 | 20 | 21 | 22 | 23 | |
|----------|---|---|---|---|---|---|---|---|---|----|----|----|----|----|----|----|----|----|----|----|----|----|----|---|
| Won By: | 5 | 2 | | | | | 1 | 3 | 1 | | 2 | 1 | 1 | | | | | | | 1 | | | | 1 |
| Lost By: | 1 | 3 | 1 | 3 | 3 | 6 | 2 | 5 | 4 | 2 | 3 | 5 | 1 | 2 | 4 | 4 | | | | | 3 | 3 | 2 | |

| MARGINS | 24 | 25 | 26 | 27 | 28 | 29 | 30 | 31 | 32 | 33 | 34 | 35 | 36 | 37 | 38 | 39 | 40 | 41 | 42 | 43 | 44 | 45 | 46+ | |
|----------|----|----|----|----|----|----|----|----|----|----|----|----|----|----|----|----|----|----|----|----|----|----|-----|--|
| Won By: | 1 | | | | | | | | | | | | | | | | | | | | | | | |
| Lost By: | | 2 | | 1 | | | | | 1 | 1 | | 1 | | | | | | | | | | | | |

| At Start Of: | OVERALL | HOME | ROAD | FG% | OVERALL | HOME | ROAD |
|--------------|---------|-------|------|--------|---------|------|------|
| 2nd- Ahead: | 13-15 | 9- 8 | 4- 7 | -44% | 5-37 | 5-15 | 0-22 |
| -Behind: | 6-46 | 4-19 | 2-27 | 45-49% | 5-17 | 3- 9 | 2- 8 |
| -Tied: | 0- 2 | 0- 1 | 0- 1 | 50-54% | 9- 8 | 5- 4 | 4- 4 |
| 3rd- Ahead: | 15-12 | 10- 8 | 5- 4 | 55-59% | 0- 1 | 0- 0 | 0- 1 |
| -Behind: | 4-46 | 3-18 | 1-28 | +60% | 0- 0 | 0- 0 | 0- 0 |
| -Tied: | 0- 5 | 0- 2 | 0- 3 | | | | |
| 4th- Ahead: | 14- 8 | 8- 5 | 6- 3 | | | | |
| -Behind: | 3-54 | 3-23 | 0-31 | | | | |
| -Tied: | 2- 1 | 2- 0 | 0- 1 | | | | |



GAMES MISSED DUE TO ILLNESS/INJURY

| | | |
|---------------------------|---|------------|
| Gilbert Arenas | (73 - left knee, 10/29-3/25; 7- left knee rest, 3/29-4/1, 4/4-4/15) | 80 |
| Brendan Haywood | (75 - torn right wrist ligament, 10/29-3/29; sore back, 4/15) | 76 |
| DeShawn Stevenson | (29 - lower back pain, 1/2-1/28, 2/2-3/4; 21- herniated disc surgery, 3/6-4/15) | 50 |
| Etan Thomas | (sprained left ankle, 11/5; 45 - torn left MCL, 1/14-4/15) | 46 |
| Caron Butler | (3 - sprained left ankle, 12/27-12/30; flu, 2/4, 2/6; 10 - left hamstring, 3/2-3/6, 3/15-3/25) | 15 |
| Andray Blatche | (9 - left knee strain, 1/28-2/11; sore left knee, 4/13, 4/15) | 11 |
| Mike James | (flu, 3/9; 9 - fractured finger, 3/28-4/15) | 10 |
| Juan Dixon | (bruised right elbow, 2/4; strained right Achilles, 3/20, 3/21; 5 - right ankle tendinitis, 3/25-4/2) | 8 |
| Antonio Daniels | (right knee soreness, 11/8, 11/14-11/19, 11/22-11/25) | 6 |
| Darius Songaila | (sprained neck, 3/23-3/29) | 4 |
| Javaris Crittenton | (flu, 2/28; back spasms, 4/2) | 2 |
| Antawn Jamison | (sore right ankle, 4/15) | 1 |
| TOTAL | | 309 |



2008-2009 FINAL NBA STANDINGS

NBA EASTERN CONFERENCE

ATLANTIC DIVISION

| | W | L | PCT | GB | HOME | ROAD |
|--------------|----|----|------|----|-------|-------|
| Boston | 62 | 20 | .756 | - | 35-6 | 27-14 |
| Philadelphia | 41 | 41 | .500 | 21 | 24-17 | 17-24 |
| New Jersey | 34 | 48 | .415 | 28 | 19-22 | 15-26 |
| Toronto | 33 | 49 | .402 | 29 | 18-23 | 15-26 |
| New York | 32 | 50 | .390 | 30 | 20-21 | 12-29 |

CENTRAL DIVISION

| | W | L | PCT | GB | HOME | ROAD |
|-----------|----|----|------|----|-------|-------|
| Cleveland | 66 | 16 | .805 | - | 39-2 | 27-14 |
| Chicago | 41 | 41 | .500 | 25 | 28-13 | 13-28 |
| Detroit | 39 | 43 | .476 | 27 | 21-20 | 18-23 |
| Indiana | 36 | 46 | .439 | 30 | 25-16 | 11-30 |
| Milwaukee | 34 | 48 | .415 | 32 | 22-19 | 12-29 |

SOUTHEAST DIVISION

| | W | L | PCT | GB | HOME | ROAD |
|-------------------|-----------|-----------|-------------|-----------|--------------|-------------|
| Orlando | 59 | 23 | .720 | - | 32-9 | 27-14 |
| Atlanta | 47 | 35 | .573 | 12 | 31-10 | 16-25 |
| Miami | 43 | 39 | .524 | 16 | 28-13 | 15-26 |
| Charlotte | 35 | 47 | .427 | 24 | 23-18 | 12-29 |
| Washington | 19 | 63 | .232 | 40 | 13-28 | 6-35 |

NBA WESTERN CONFERENCE

SOUTHWEST DIVISION

| | W | L | PCT | GB | HOME | ROAD |
|-------------|----|----|------|----|-------|-------|
| San Antonio | 54 | 28 | .659 | - | 28-13 | 26-15 |
| Houston | 53 | 29 | .646 | 1 | 33-8 | 20-21 |
| Dallas | 50 | 32 | .610 | 4 | 32-9 | 18-23 |
| New Orleans | 49 | 33 | .598 | 5 | 28-13 | 21-20 |
| Memphis | 24 | 58 | .293 | 30 | 16-25 | 8-33 |

NORTHWEST DIVISION

| | W | L | PCT | GB | HOME | ROAD |
|---------------|----|----|------|----|-------|-------|
| Denver | 54 | 28 | .659 | - | 33-8 | 21-20 |
| Portland | 54 | 28 | .659 | - | 34-7 | 20-21 |
| Utah | 48 | 34 | .585 | 6 | 33-8 | 15-26 |
| Minnesota | 24 | 58 | .293 | 30 | 11-30 | 13-28 |
| Oklahoma City | 23 | 59 | .280 | 31 | 15-26 | 8-33 |

PACIFIC DIVISION

| | W | L | PCT | GB | HOME | ROAD |
|---------------|----|----|------|----|-------|-------|
| L.A. Lakers | 65 | 17 | .793 | - | 36-5 | 29-12 |
| Phoenix | 46 | 36 | .561 | 19 | 28-13 | 18-23 |
| Golden State | 29 | 53 | .354 | 36 | 21-20 | 8-33 |
| L.A. Clippers | 19 | 63 | .232 | 46 | 11-30 | 8-33 |
| Sacramento | 17 | 65 | .207 | 48 | 11-30 | 6-35 |



2008-2009 NBA LEADERS

OWNERSHIP/WASHINGTON SPORTS
BASKETBALL OPERATIONS
PLAYERS
08/09 SEASON IN REVIEW
FRANCHISE RECORDS
FRANCHISE HISTORY
NBA
MEDIA INFORMATION

SCORING AVERAGE

| | G | FG | FT | PTS | AVG |
|-----------------------|-----------|------------|------------|-------------|-------------|
| Wade, Mia. | 79 | 854 | 590 | 2386 | 30.2 |
| James, Cle. | 81 | 789 | 594 | 2304 | 28.4 |
| Bryant, LA-L | 82 | 800 | 483 | 2201 | 26.8 |
| Nowitzki, Dal. | 81 | 774 | 485 | 2094 | 25.9 |
| Granger, Ind. | 67 | 571 | 404 | 1728 | 25.8 |
| Durant, OKC. | 74 | 661 | 452 | 1871 | 25.3 |
| Paul, N.O. | 78 | 631 | 455 | 1781 | 22.8 |
| Anthony, Den. | 66 | 535 | 371 | 1504 | 22.8 |
| Bosh, Tor. | 77 | 615 | 504 | 1746 | 22.7 |
| Roy, Por. | 78 | 653 | 416 | 1765 | 22.6 |
| Jamison, Was. | 81 | 674 | 341 | 1801 | 22.2 |
| Parker, S.A. | 72 | 639 | 284 | 1581 | 22.0 |
| Johnson, Atl. | 79 | 620 | 299 | 1688 | 21.4 |
| Harris, N.J. | 69 | 455 | 496 | 1470 | 21.3 |
| West, N.O. | 76 | 610 | 367 | 1593 | 21.0 |
| Carter, N.J. | 80 | 588 | 335 | 1662 | 20.8 |
| Gordon, Chi. | 82 | 598 | 330 | 1699 | 20.7 |
| Howard, Orl. | 79 | 560 | 504 | 1624 | 20.6 |
| Pierce, Bos. | 81 | 540 | 459 | 1658 | 20.5 |
| Harrington, G.S.-N.Y. | 73 | 532 | 234 | 1469 | 20.1 |

REBOUNDS PER GAME

| | G | OFF | DEF | TOT | AVG |
|----------------------|-----------|------------|------------|------------|------------|
| Howard, Orl. | 79 | 336 | 757 | 1093 | 13.8 |
| Murphy, Ind. | 73 | 146 | 715 | 861 | 11.8 |
| Lee, N.Y. | 81 | 256 | 695 | 951 | 11.7 |
| Duncan, S.A. | 75 | 201 | 599 | 800 | 10.7 |
| Okafor, Cha. | 82 | 275 | 552 | 827 | 10.1 |
| Bosh, Tor. | 77 | 215 | 556 | 771 | 10.0 |
| Yao, Hou. | 77 | 204 | 557 | 761 | 9.9 |
| Gasol, LA-L | 81 | 262 | 518 | 780 | 9.6 |
| Love, Min. | 81 | 274 | 460 | 734 | 9.1 |
| Jamison, Was. | 81 | 196 | 525 | 721 | 8.9 |
| Sciola, Hou. | 82 | 200 | 520 | 720 | 8.8 |
| Przybylla, Por. | 82 | 204 | 513 | 717 | 8.7 |
| Millsap, Utah | 76 | 251 | 403 | 654 | 8.6 |
| Dalembert, Phi. | 82 | 214 | 487 | 701 | 8.5 |
| West, N.O. | 76 | 160 | 486 | 646 | 8.5 |
| O'Neal, Ho. | 75 | 187 | 446 | 633 | 8.4 |
| Nowitzki, Dal. | 81 | 88 | 593 | 681 | 8.4 |
| Haslem, Mia. | 75 | 169 | 449 | 618 | 8.2 |
| Odom, LA-L | 78 | 176 | 461 | 637 | 8.2 |
| Perkins, Bos. | 76 | 204 | 415 | 619 | 8.1 |

ASSISTS PER GAME

| | G | AST | AVG |
|--------------------|----|-----|------|
| Paul, N.O. | 78 | 861 | 11.0 |
| Williams, Utah | 68 | 725 | 10.7 |
| Nash, Pho. | 74 | 717 | 9.7 |
| Calderon, Tor. | 68 | 607 | 8.9 |
| Kidd, Dal. | 81 | 702 | 8.7 |
| Rondo, Bos. | 80 | 659 | 8.2 |
| B. Davis, LA-C | 65 | 501 | 7.7 |
| Wade, Mia. | 79 | 589 | 7.5 |
| James, Cle. | 81 | 587 | 7.2 |
| Duhon, N.Y. | 79 | 566 | 7.2 |
| Harris, N.J. | 69 | 476 | 6.9 |
| Parker, S.A. | 72 | 496 | 6.9 |
| Felton, Cha. | 82 | 553 | 6.7 |
| Miller, Phi. | 82 | 534 | 6.5 |
| Billups, Det.-Den. | 79 | 506 | 6.4 |
| Rose, Chi. | 81 | 512 | 6.3 |
| Johnson, Atl. | 79 | 455 | 5.8 |
| Sessions, Mil. | 79 | 452 | 5.7 |
| Westbrook, OKC. | 82 | 435 | 5.3 |
| Ford, Ind. | 74 | 392 | 5.3 |

FIELD GOAL PCT.

| | FG | FGA | PCT |
|------------------|-----|------|------|
| O'Neal, Pho. | 512 | 841 | .609 |
| Nene, Den. | 428 | 709 | .604 |
| Biedrins, G.S. | 308 | 533 | .578 |
| Howard, Orl. | 560 | 979 | .572 |
| Gasol, LA-L | 592 | 1045 | .567 |
| Okafor, Cha. | 433 | 772 | .561 |
| Lee, N.Y. | 522 | 951 | .549 |
| Yao, Hou. | 566 | 1032 | .548 |
| Stoudemire, Pho. | 404 | 749 | .539 |
| Millsap, Utah | 400 | 749 | .534 |

3-PT FIELD GOAL PCT.

| | 3FG | 3GA | PCT |
|----------------|-----|-----|------|
| Morrow, G.S. | 86 | 184 | .467 |
| Nelson, Orl. | 82 | 181 | .453 |
| Murphy, Ind. | 161 | 358 | .450 |
| Azubuike, G.S. | 94 | 210 | .448 |
| Simmons, N.J. | 117 | 262 | .447 |
| Okur, Utah | 90 | 202 | .446 |
| House, Bos. | 151 | 340 | .444 |
| Bonner, S.A. | 118 | 268 | .440 |
| Augustin, Cha. | 108 | 246 | .439 |
| Nash, Pho. | 108 | 246 | .439 |

FREE THROW PCT.

| | FT | FTA | PCT |
|--------------------|-----|-----|------|
| Calderon, Tor. | 151 | 154 | .981 |
| R. Allen, Bos. | 237 | 249 | .952 |
| Nash, Pho. | 196 | 210 | .933 |
| Billups, Det.-Den. | 418 | 458 | .913 |
| M. Williams, Cle. | 208 | 228 | .912 |
| Augustin, Cha. | 208 | 233 | .893 |
| Nowitzki, Dal. | 485 | 545 | .890 |
| West, N.O. | 367 | 415 | .884 |
| Binobili, S.A. | 168 | 190 | .884 |
| Barbosa, Pho. | 171 | 194 | .881 |

STEALS PER GAME

| | G | STL | AVG |
|----------------|----|-----|------|
| Paul, N.O. | 78 | 216 | 2.77 |
| Wade, Mia. | 79 | 173 | 2.19 |
| Kidd, Dal. | 81 | 160 | 1.98 |
| Chalmers, Mia. | 82 | 160 | 1.95 |
| Rondo, Bos. | 80 | 149 | 1.86 |
| Wallace, Cha. | 71 | 121 | 1.70 |
| Brewer, Utah | 81 | 138 | 1.70 |
| James, Cle. | 81 | 137 | 1.69 |
| Ariza, LA-L | 82 | 137 | 1.67 |
| Iguodala, Phi. | 82 | 131 | 1.60 |

BLOCKS PER GAME

| | G | BLK | AVG |
|-------------------|----|-----|------|
| Howard, Orl. | 79 | 231 | 2.92 |
| Andersen, Den. | 71 | 175 | 2.46 |
| Camby, LA-C | 62 | 132 | 2.13 |
| Turiah, G.S. | 79 | 168 | 2.13 |
| O'Neal, Tor.-Mia. | 68 | 136 | 2.00 |
| Perkins, Bos. | 76 | 150 | 1.97 |
| Yao, Hou. | 77 | 150 | 1.95 |
| Ty. Thomas, Chi. | 79 | 151 | 1.91 |
| Lopez, N.J. | 82 | 151 | 1.84 |
| Dalembert, Phi. | 82 | 146 | 1.78 |

MINUTES PER GAME

| | G | MIN | AVG |
|----------------------|-----------|-------------|-------------|
| Iguodala, Phi. | 82 | 3269 | 39.9 |
| Jackson, G.S. | 59 | 2339 | 39.6 |
| Johnson, Atl. | 79 | 3124 | 39.5 |
| West, N.O. | 76 | 2982 | 39.2 |
| Durant, OKC. | 74 | 2885 | 39.0 |
| Wade, Mia. | 79 | 3048 | 38.6 |
| Butler, Was. | 67 | 2585 | 38.6 |
| Paul, N.O. | 78 | 3002 | 38.5 |
| Jamison, Was. | 81 | 3096 | 38.2 |
| Crawford, N.Y.-G.S. | 65 | 2478 | 38.1 |



2008-09 NBA TEAM TOTALS

NBA TEAM STATISTICS

| TEAM | FIELD GOALS | | | FREE THROWS | | | REBOUNDS | | | MISCELLANEOUS | | | SCORING | | | | | | | | |
|--------|-------------|-------------|-------------|-------------|------------|-------------|------------|-------------|-------------|---------------|------------|-------------|-------------|-------------|-------------|----------|------------|-------------|------------|-------------|-------------|
| | G | MADE | PCT. | MADE | ATT. | PCT. | MADE | ATT. | PCT. | OFF. | DEF. | TOT. | AST | PF | DQ | STL | TO | BLK | PTS | AVG. | |
| Phoe. | 82 | 3373 | 6695 | 504 | 583 | 1445 | 383 | 1675 | 2251 | 744 | 900 | 2520 | 3420 | 1905 | 1681 | 13 | 589 | 1288 | 420 | 8974 | 109.4 |
| G.S. | 82 | 3231 | 7055 | 458 | 550 | 1475 | 373 | 1893 | 2392 | 791 | 953 | 2492 | 3445 | 1711 | 1842 | 25 | 638 | 1201 | 527 | 8905 | 108.6 |
| LA-L | 82 | 3307 | 6981 | 474 | 547 | 1516 | 361 | 1607 | 2087 | 770 | 1015 | 2387 | 3602 | 1908 | 1688 | 9 | 718 | 1103 | 420 | 8768 | 106.9 |
| N.Y. | 82 | 3157 | 7091 | 445 | 823 | 2284 | 360 | 1490 | 1900 | 784 | 911 | 2545 | 3456 | 1738 | 1672 | 15 | 610 | 1174 | 204 | 8627 | 105.2 |
| Ind. | 82 | 3220 | 7080 | 455 | 652 | 1725 | 378 | 1525 | 1890 | 807 | 924 | 2861 | 3585 | 1775 | 1895 | 20 | 573 | 1189 | 434 | 8617 | 105.1 |
| Den. | 82 | 3058 | 6510 | 470 | 548 | 1477 | 371 | 1891 | 2487 | 760 | 905 | 2507 | 3412 | 1820 | 1874 | 10 | 710 | 1257 | 482 | 8555 | 104.3 |
| Utah | 82 | 3143 | 6623 | 475 | 392 | 1122 | 349 | 1814 | 2352 | 771 | 940 | 2423 | 3363 | 2024 | 1830 | 15 | 719 | 1210 | 374 | 8462 | 103.6 |
| Chi. | 82 | 3126 | 6846 | 457 | 483 | 1293 | 381 | 1633 | 2052 | 796 | 970 | 2481 | 3451 | 1732 | 1709 | 19 | 615 | 1192 | 453 | 8378 | 102.2 |
| Dall. | 82 | 3128 | 6770 | 462 | 571 | 1632 | 350 | 1516 | 1852 | 819 | 909 | 2595 | 3504 | 1779 | 1600 | 12 | 591 | 1043 | 429 | 8343 | 101.7 |
| Orl. | 82 | 2929 | 6416 | 457 | 817 | 2147 | 381 | 1611 | 2253 | 715 | 819 | 2728 | 3547 | 1593 | 1664 | 11 | 570 | 1142 | 439 | 8286 | 101.0 |
| Bos. | 82 | 3075 | 6333 | 486 | 538 | 1355 | 397 | 1587 | 2075 | 765 | 869 | 2586 | 3455 | 1882 | 1887 | 21 | 621 | 1280 | 387 | 8275 | 100.9 |
| Sac. | 82 | 2990 | 6685 | 447 | 586 | 1594 | 368 | 1682 | 2107 | 798 | 840 | 2366 | 3206 | 1619 | 1910 | 21 | 569 | 1266 | 349 | 8248 | 100.6 |
| Clev. | 82 | 3022 | 6454 | 468 | 656 | 1670 | 393 | 1523 | 2012 | 757 | 886 | 2574 | 3460 | 1663 | 1663 | 10 | 583 | 1045 | 435 | 8223 | 100.3 |
| Port. | 82 | 3018 | 6494 | 465 | 596 | 1555 | 383 | 1521 | 1988 | 765 | 1060 | 2360 | 3420 | 1867 | 1671 | 11 | 550 | 1055 | 402 | 8153 | 99.4 |
| Milw. | 82 | 3009 | 6755 | 445 | 511 | 1408 | 363 | 1613 | 2067 | 780 | 973 | 2367 | 3340 | 1802 | 1986 | 22 | 609 | 1154 | 308 | 8142 | 99.3 |
| Tor. | 82 | 3054 | 6673 | 458 | 479 | 1289 | 372 | 1534 | 1981 | 824 | 802 | 2513 | 3315 | 1835 | 1593 | 6 | 523 | 1098 | 390 | 8121 | 99.0 |
| Hou. | 82 | 2959 | 6526 | 453 | 621 | 1656 | 375 | 1531 | 1903 | 805 | 862 | 2662 | 3524 | 1682 | 1553 | 9 | 548 | 1158 | 355 | 8070 | 98.4 |
| Miami | 82 | 3034 | 6646 | 457 | 582 | 1631 | 357 | 1411 | 1871 | 754 | 828 | 2411 | 3229 | 1671 | 1686 | 10 | 651 | 1026 | 451 | 8061 | 98.3 |
| Atl. | 82 | 2956 | 6451 | 458 | 597 | 1633 | 366 | 1537 | 2085 | 737 | 870 | 2412 | 3282 | 1657 | 1610 | 3 | 603 | 1048 | 376 | 8046 | 98.1 |
| N.J. | 82 | 2925 | 6536 | 448 | 652 | 1735 | 376 | 1542 | 1980 | 779 | 850 | 2415 | 3265 | 1636 | 1838 | 16 | 559 | 1075 | 391 | 8044 | 98.1 |
| Minn. | 82 | 2986 | 6766 | 441 | 543 | 1539 | 353 | 1504 | 1957 | 769 | 975 | 2442 | 3417 | 1674 | 1785 | 14 | 512 | 1165 | 322 | 8019 | 97.8 |
| Phil. | 82 | 2997 | 6532 | 459 | 341 | 1072 | 318 | 1652 | 2216 | 745 | 1039 | 2336 | 3375 | 1647 | 1650 | 5 | 658 | 1157 | 415 | 7987 | 97.4 |
| S.A. | 82 | 3042 | 6534 | 466 | 625 | 1620 | 386 | 1249 | 1641 | 761 | 728 | 2638 | 3386 | 1736 | 1546 | 5 | 474 | 963 | 329 | 7958 | 97.0 |
| O.K.C. | 82 | 2999 | 6716 | 447 | 628 | 949 | 346 | 1626 | 2069 | 786 | 989 | 2497 | 3496 | 1663 | 1655 | 8 | 608 | 1330 | 371 | 7952 | 97.0 |
| Wash. | 82 | 2994 | 6655 | 450 | 395 | 1198 | 330 | 1494 | 1948 | 767 | 956 | 2330 | 3286 | 1641 | 1679 | 9 | 619 | 1146 | 365 | 7877 | 96.1 |
| N.O. | 82 | 2911 | 6366 | 457 | 556 | 1526 | 364 | 1479 | 1833 | 807 | 802 | 2453 | 3255 | 1609 | 1685 | 9 | 583 | 1029 | 338 | 7857 | 95.8 |
| LA-C | 82 | 2965 | 6696 | 451 | 535 | 1513 | 354 | 1354 | 1839 | 736 | 890 | 2377 | 3267 | 1723 | 1650 | 8 | 572 | 1221 | 482 | 7799 | 95.1 |
| Det. | 82 | 2981 | 6559 | 454 | 377 | 1079 | 349 | 1388 | 1849 | 751 | 949 | 2448 | 3387 | 1689 | 1712 | 14 | 493 | 973 | 377 | 7727 | 94.2 |
| Menn. | 82 | 2865 | 6311 | 454 | 398 | 1106 | 360 | 1570 | 2077 | 756 | 847 | 2337 | 3184 | 1423 | 1777 | 11 | 615 | 1252 | 385 | 7698 | 93.9 |
| Cha. | 82 | 2866 | 6299 | 455 | 490 | 1339 | 366 | 1455 | 1965 | 740 | 886 | 2366 | 3252 | 1741 | 1754 | 15 | 580 | 1279 | 387 | 7677 | 93.6 |



2008-09 NBA TEAM TOTALS

NBA OPPONENT STATISTICS

| TEAM | FIELD GOALS | | FREE THROWS | | REBOUNDS | | MISCELLANEOUS | | SCORING | | | | | | | | | | | | | |
|--------|-------------|-------------|-------------|------------|-------------|-------------|---------------|------------|-------------|------------|------------|-------------|-------------|-------------|-------------|----------|------------|-------------|------------|-------------|--------------|-------------|
| | MADE | ATT. | PCT. | MADE | ATT. | PCT. | OFF. | DEF. | TOT. | AST. | PF | DQ | STL | TO | BLK | PTS | AVG. | DIFF. | | | | |
| Clev. | 2775 | 6444 | .431 | 482 | 1447 | .333 | 1469 | 431 | 1895 | 770 | 878 | 2310 | 3188 | 1568 | 1664 | 16 | 519 | 137 | 338 | 7491 | 91.4 | +8.9 |
| S.A. | 2973 | 6668 | .453 | 447 | 1180 | .379 | 1257 | 745 | 1635 | 770 | 834 | 2570 | 3315 | 1481 | 1511 | 8 | 531 | 961 | 352 | 7650 | 93.3 | +3.8 |
| Bos. | 2763 | 6418 | .431 | 507 | 1452 | .349 | 1626 | 745 | 2219 | 771 | 834 | 2249 | 3083 | 1953 | 1820 | 14 | 585 | 1195 | 389 | 7659 | 93.4 | +7.5 |
| Port. | 2899 | 6302 | .460 | 487 | 1301 | .374 | 1430 | 786 | 1780 | 803 | 786 | 2190 | 2976 | 1690 | 1733 | 12 | 514 | 1082 | 319 | 7715 | 94.1 | +5.3 |
| N.O. | 2851 | 6329 | .450 | 575 | 1625 | .354 | 1453 | 822 | 1879 | 773 | 822 | 2459 | 3281 | 1649 | 1675 | 9 | 476 | 1089 | 290 | 7730 | 94.3 | +1.5 |
| Orl. | 2936 | 6785 | .433 | 444 | 1297 | .342 | 1421 | 864 | 1882 | 775 | 864 | 2451 | 3455 | 1488 | 1840 | 20 | 564 | 1072 | 308 | 7757 | 94.3 | +6.7 |
| Hou. | 2991 | 6735 | .444 | 464 | 1298 | .357 | 1296 | 873 | 1730 | 749 | 873 | 2399 | 3272 | 1620 | 1689 | 13 | 588 | 1012 | 435 | 7742 | 94.4 | +4.0 |
| Det. | 2876 | 6349 | .451 | 538 | 1228 | .354 | 1580 | 811 | 2039 | 775 | 861 | 2453 | 3314 | 1651 | 1712 | 9 | 461 | 984 | 342 | 7767 | 94.7 | -0.5 |
| Cha. | 2863 | 6349 | .454 | 558 | 1226 | .366 | 1457 | 877 | 1928 | 756 | 877 | 2310 | 3187 | 1604 | 1614 | 24 | 626 | 1206 | 488 | 7781 | 94.9 | -1.3 |
| Atl. | 3002 | 6609 | .454 | 528 | 1496 | .353 | 1385 | 955 | 1800 | 769 | 955 | 2481 | 3436 | 1705 | 1681 | 9 | 530 | 1121 | 354 | 7917 | 96.5 | +1.6 |
| Phil. | 2997 | 6489 | .462 | 585 | 1595 | .367 | 1402 | 835 | 1792 | 762 | 835 | 2295 | 3220 | 1799 | 1786 | 10 | 575 | 1278 | 400 | 7981 | 97.3 | +0.1 |
| Miami | 2920 | 6412 | .455 | 591 | 1519 | .389 | 1809 | 896 | 2086 | 771 | 896 | 2536 | 3432 | 1646 | 1632 | 12 | 528 | 1246 | 335 | 8040 | 98.0 | +0.3 |
| LA-L | 3050 | 6825 | .447 | 586 | 1700 | .345 | 1454 | 959 | 1931 | 753 | 959 | 2440 | 3389 | 1854 | 1816 | 13 | 635 | 1275 | 392 | 8140 | 99.3 | +7.7 |
| Mem. | 3018 | 6378 | .473 | 536 | 1510 | .355 | 1574 | 842 | 2043 | 770 | 842 | 2451 | 3273 | 1735 | 1786 | 11 | 632 | 1194 | 443 | 8146 | 99.3 | -5.5 |
| Dal. | 3071 | 6752 | .455 | 517 | 1379 | .375 | 1522 | 884 | 1907 | 798 | 884 | 2509 | 3393 | 1611 | 1645 | 9 | 589 | 1064 | 334 | 8181 | 99.8 | -2.0 |
| Milw. | 2854 | 6233 | .458 | 562 | 1486 | .378 | 1961 | 831 | 2480 | 791 | 831 | 2527 | 3358 | 1730 | 1842 | 15 | 616 | 1350 | 376 | 8231 | 100.4 | -1.1 |
| N.J. | 2953 | 6385 | .462 | 600 | 1536 | .391 | 1738 | 924 | 2281 | 762 | 872 | 2523 | 3395 | 1793 | 1680 | 6 | 567 | 1103 | 393 | 8244 | 100.5 | -2.4 |
| Den. | 2966 | 6738 | .440 | 601 | 1643 | .366 | 1742 | 991 | 2228 | 762 | 991 | 2391 | 3382 | 1756 | 1944 | 18 | 648 | 1265 | 447 | 8275 | 100.9 | +3.4 |
| Utah | 3019 | 6509 | .464 | 534 | 1479 | .361 | 1703 | 908 | 2233 | 763 | 908 | 2383 | 3301 | 1640 | 1972 | 22 | 658 | 1323 | 424 | 8275 | 100.9 | +2.6 |
| Tor. | 3172 | 6827 | .465 | 629 | 1716 | .367 | 1379 | 895 | 1759 | 768 | 895 | 2539 | 3434 | 1887 | 1645 | 14 | 521 | 1093 | 386 | 8352 | 101.9 | -2.8 |
| Chi. | 3141 | 6864 | .458 | 486 | 1400 | .347 | 1633 | 924 | 2077 | 766 | 1017 | 2491 | 3508 | 1723 | 1708 | 10 | 622 | 1177 | 449 | 8401 | 102.5 | -0.3 |
| Minn. | 3109 | 6561 | .474 | 536 | 1420 | .377 | 1868 | 924 | 2145 | 778 | 813 | 2539 | 3352 | 1765 | 1642 | 11 | 610 | 1028 | 484 | 8422 | 102.7 | -4.9 |
| O.K.C. | 3230 | 6799 | .475 | 524 | 1439 | .364 | 1468 | 884 | 1930 | 761 | 884 | 2496 | 3380 | 1769 | 1656 | 14 | 697 | 1140 | 407 | 8452 | 103.1 | -6.1 |
| Wash. | 3164 | 6585 | .482 | 674 | 1740 | .387 | 1487 | 934 | 1959 | 759 | 934 | 2491 | 3425 | 2015 | 1638 | 7 | 583 | 1140 | 431 | 8489 | 103.5 | -7.5 |
| LA-C | 3218 | 6805 | .473 | 536 | 1431 | .375 | 1546 | 962 | 2035 | 760 | 962 | 2653 | 3615 | 1951 | 1609 | 5 | 652 | 1083 | 414 | 8518 | 103.9 | -8.8 |
| Ind. | 3141 | 6882 | .458 | 569 | 1519 | .375 | 1857 | 909 | 2431 | 764 | 909 | 2708 | 3617 | 1731 | 1692 | 9 | 635 | 1151 | 444 | 8708 | 106.2 | -1.1 |
| Phoe. | 3278 | 7025 | .467 | 626 | 1635 | .383 | 1634 | 993 | 2108 | 775 | 993 | 2352 | 3345 | 1741 | 1877 | 16 | 706 | 1165 | 369 | 8816 | 107.5 | +1.9 |
| N.Y. | 3378 | 7041 | .480 | 571 | 1625 | .351 | 1514 | 954 | 1998 | 758 | 954 | 2826 | 3780 | 1774 | 1592 | 9 | 654 | 1188 | 437 | 8841 | 107.8 | -2.6 |
| Sac. | 3281 | 6792 | .483 | 580 | 1430 | .406 | 1824 | 924 | 2412 | 756 | 1018 | 2592 | 3610 | 1796 | 1737 | 7 | 704 | 1178 | 423 | 8966 | 108.3 | -8.8 |
| G.S. | 3401 | 7273 | .468 | 582 | 1531 | .380 | 1828 | 1165 | 2346 | 779 | 1165 | 2695 | 3860 | 1980 | 1927 | 24 | 647 | 1229 | 414 | 9212 | 112.3 | -3.7 |
| AVG. | 3044 | 6635 | .459 | 545 | 1486 | .367 | 1564 | 895 | 2029 | 771 | 905 | 2481 | 3386 | 1720 | 1726 | 13 | 586 | 1151 | 394 | 8196 | 100.0 | --- |
| TOTAL | 91810 | 199054 | | 16352 | 44633 | | 46907 | 27157 | 60859 | | 27157 | 74429 | 101586 | 51605 | 51785 | 376 | 17883 | 34519 | 11817 | 249579 | | |

OWNERSHIP / WASHINGTON SPORTS | BASKETBALL OPERATIONS | PLAYERS | 08/09 SEASON IN REVIEW | FRANCHISE RECORDS | FRANCHISE HISTORY | NBA | MEDIA INFORMATION



2008-2009 TEAM-BY-TEAM STATS

NBA TEAMS PER GAME STATISTICS

| TEAM | FIELD GOALS | | | FREE THROWS | | | REBOUNDS | | | MISCELLANEOUS | | | SCORING | | | | | | | |
|-------|-------------|-------|-------|-------------|-------|-------|----------|-------|-------|---------------|-------|-------|---------|-------|-------|------|------|-------|------|-------|
| | G | MADE | PCT | MADE | ATTT | PCT | MADE | ATTT | PCT | OFB | DEF | TOT | AST | PF | DQ | STL | TO | BLK | PTS | |
| Ari. | 82 | 36.05 | 78.67 | .458 | 7.28 | 19.91 | .366 | 18.74 | 25.43 | .737 | 10.61 | 29.41 | 40.02 | 20.21 | 19.63 | 0.04 | 7.35 | 12.78 | 4.59 | 98.1 |
| Bos. | 82 | 37.50 | 77.23 | .486 | 6.56 | 16.52 | .397 | 19.35 | 25.30 | .785 | 10.60 | 31.54 | 42.13 | 22.71 | 23.13 | 0.26 | 7.57 | 15.61 | 4.72 | 100.9 |
| Cha. | 82 | 34.95 | 76.82 | .455 | 5.98 | 16.33 | .366 | 17.74 | 23.96 | .740 | 10.80 | 28.85 | 39.66 | 21.23 | 21.39 | 0.18 | 7.07 | 15.60 | 4.84 | 93.6 |
| Chi. | 82 | 38.12 | 83.49 | .457 | 6.01 | 15.77 | .381 | 19.91 | 25.02 | .796 | 11.83 | 30.26 | 42.09 | 21.12 | 20.84 | 0.23 | 7.50 | 14.54 | 5.32 | 102.2 |
| Clev. | 82 | 36.85 | 78.71 | .468 | 8.00 | 20.37 | .393 | 18.57 | 24.54 | .757 | 10.80 | 31.39 | 42.20 | 20.28 | 20.28 | 0.12 | 7.23 | 12.74 | 5.50 | 100.3 |
| Dall. | 82 | 38.15 | 82.56 | .462 | 6.96 | 19.90 | .350 | 18.49 | 22.59 | .819 | 11.09 | 31.65 | 42.73 | 21.70 | 19.51 | 0.15 | 7.21 | 12.72 | 5.23 | 101.7 |
| Den. | 82 | 37.29 | 79.39 | .470 | 6.68 | 18.01 | .371 | 23.06 | 30.33 | .760 | 11.04 | 30.57 | 41.61 | 22.20 | 22.85 | 0.12 | 8.66 | 15.33 | 6.00 | 104.3 |
| Det. | 82 | 36.35 | 79.99 | .454 | 4.80 | 13.16 | .349 | 16.93 | 22.55 | .751 | 11.57 | 29.85 | 41.43 | 20.60 | 20.88 | 0.17 | 6.01 | 11.87 | 4.60 | 94.2 |
| G.S. | 82 | 39.40 | 86.04 | .458 | 6.71 | 17.99 | .373 | 23.09 | 29.17 | .791 | 11.62 | 30.39 | 42.01 | 20.87 | 22.46 | 0.30 | 7.78 | 14.65 | 6.43 | 108.6 |
| Hou. | 82 | 36.09 | 79.59 | .453 | 7.57 | 20.20 | .375 | 18.67 | 23.21 | .805 | 10.51 | 32.45 | 43.72 | 20.27 | 18.94 | 0.11 | 6.88 | 14.12 | 4.33 | 98.4 |
| Ind. | 82 | 39.27 | 86.34 | .455 | 7.95 | 21.04 | .378 | 18.60 | 23.05 | .807 | 11.27 | 32.45 | 43.72 | 21.65 | 23.11 | 0.24 | 6.89 | 14.50 | 5.29 | 105.1 |
| LA-C | 82 | 36.04 | 81.66 | .441 | 6.52 | 18.45 | .354 | 16.51 | 22.43 | .736 | 10.85 | 28.99 | 39.84 | 21.01 | 20.12 | 0.10 | 6.98 | 14.89 | 5.88 | 95.1 |
| LA-L | 82 | 40.33 | 85.13 | .474 | 6.67 | 18.49 | .361 | 19.60 | 25.45 | .770 | 12.38 | 31.55 | 43.93 | 23.27 | 20.71 | 0.11 | 8.76 | 13.45 | 5.12 | 106.9 |
| Mem. | 82 | 34.94 | 76.96 | .454 | 4.85 | 13.49 | .360 | 19.15 | 25.33 | .796 | 10.33 | 28.50 | 38.83 | 17.35 | 21.67 | 0.13 | 7.90 | 15.27 | 4.70 | 93.9 |
| Miami | 82 | 37.00 | 81.05 | .457 | 7.10 | 19.89 | .357 | 17.21 | 22.82 | .754 | 10.10 | 29.40 | 39.50 | 20.38 | 20.68 | 0.12 | 7.94 | 12.51 | 5.50 | 98.3 |
| Milw. | 82 | 36.70 | 82.38 | .445 | 6.23 | 17.17 | .363 | 19.67 | 25.21 | .789 | 11.87 | 28.87 | 40.73 | 21.98 | 24.22 | 0.27 | 7.43 | 14.07 | 3.76 | 99.3 |
| Minn. | 82 | 36.41 | 82.51 | .441 | 6.62 | 18.77 | .353 | 18.94 | 23.87 | .769 | 11.89 | 29.78 | 41.67 | 20.41 | 21.77 | 0.17 | 6.24 | 14.21 | 3.93 | 97.8 |
| N.J. | 82 | 35.67 | 79.71 | .448 | 7.95 | 21.16 | .376 | 18.80 | 24.15 | .779 | 10.37 | 29.45 | 39.82 | 19.95 | 22.41 | 0.20 | 6.82 | 13.11 | 4.77 | 98.1 |
| N.O. | 82 | 35.50 | 77.63 | .457 | 6.78 | 18.61 | .364 | 18.04 | 22.35 | .807 | 9.78 | 29.91 | 39.70 | 19.62 | 20.30 | 0.11 | 7.23 | 12.55 | 4.12 | 95.8 |
| N.Y. | 82 | 38.50 | 86.48 | .445 | 10.04 | 27.85 | .360 | 18.17 | 23.17 | .784 | 11.11 | 31.04 | 42.15 | 21.20 | 20.39 | 0.18 | 7.44 | 14.32 | 2.49 | 105.2 |
| OKC. | 82 | 36.57 | 81.90 | .447 | 4.00 | 11.57 | .346 | 19.83 | 25.23 | .786 | 12.18 | 30.45 | 42.63 | 20.28 | 20.18 | 0.10 | 7.41 | 16.22 | 4.52 | 97.0 |
| Orl. | 82 | 35.72 | 78.24 | .457 | 9.96 | 26.18 | .381 | 19.65 | 27.48 | .715 | 9.99 | 33.27 | 43.26 | 19.43 | 20.29 | 0.13 | 6.95 | 13.93 | 5.35 | 101.0 |
| Phil. | 82 | 36.55 | 79.66 | .459 | 4.16 | 13.07 | .318 | 20.15 | 27.02 | .745 | 12.67 | 28.49 | 41.16 | 20.09 | 20.12 | 0.06 | 8.02 | 14.11 | 5.06 | 97.4 |
| Phoe. | 82 | 41.13 | 81.65 | .504 | 6.74 | 17.62 | .383 | 20.43 | 27.45 | .744 | 10.98 | 30.73 | 41.71 | 23.23 | 20.62 | 0.16 | 7.18 | 15.71 | 5.12 | 108.4 |
| Port. | 82 | 36.80 | 79.20 | .465 | 7.27 | 18.96 | .383 | 18.55 | 24.24 | .768 | 12.93 | 28.78 | 41.71 | 20.33 | 20.38 | 0.13 | 6.71 | 12.87 | 4.90 | 99.4 |
| Sac. | 82 | 36.46 | 81.52 | .447 | 7.15 | 19.44 | .368 | 20.51 | 25.70 | .798 | 10.24 | 28.85 | 39.10 | 19.74 | 23.29 | 0.26 | 6.94 | 15.44 | 4.26 | 100.6 |
| S.A. | 82 | 37.24 | 79.68 | .466 | 7.62 | 19.76 | .386 | 15.23 | 20.01 | .761 | 8.88 | 32.17 | 41.05 | 21.17 | 18.85 | 0.06 | 5.78 | 11.74 | 4.01 | 97.0 |
| Tor. | 82 | 38.33 | 81.38 | .458 | 5.84 | 15.72 | .372 | 18.71 | 22.70 | .824 | 9.78 | 30.65 | 40.43 | 22.38 | 19.43 | 0.07 | 6.38 | 13.39 | 4.76 | 99.0 |
| Utah | 82 | 38.32 | 80.77 | .475 | 4.78 | 13.68 | .349 | 22.12 | 28.68 | .771 | 11.46 | 29.55 | 41.01 | 24.68 | 22.32 | 0.18 | 8.77 | 14.76 | 4.56 | 103.6 |
| Wash. | 82 | 36.51 | 81.16 | .450 | 4.82 | 14.61 | .330 | 18.22 | 23.76 | .767 | 11.66 | 28.41 | 40.07 | 20.01 | 20.48 | 0.11 | 7.55 | 13.98 | 4.45 | 96.1 |



2008-2009 TEAM-BY-TEAM STATS

NBA OPPONENTS PER GAME STATISTICS

| TEAM | FIELD GOALS | | | FREE THROWS | | | REBOUNDS | | | MISCELLANEOUS - | | | SCORING | | | | | | | |
|------------|-------------|-------|--------|-------------|-------|-------|----------|-------|-------|-----------------|-------|-------|---------|-------|-------|------|-------|-------|------|-------|
| | G | MADE | PCT | MADE | ATT | PCT | MADE | ATT | PCT | OFF | DEF | TOT | AST | PF | DQ | STL | BLK | PTS | | |
| Atl. | 82 | 36.61 | 80.60 | 454 | 6.44 | 18.24 | .353 | 16.89 | 21.95 | .769 | 11.65 | 30.26 | 41.90 | 20.79 | 20.50 | 0.11 | 6.46 | 13.67 | 4.32 | 96.5 |
| Bos. | 82 | 33.70 | 78.27 | 431 | 6.18 | 17.71 | .349 | 19.83 | 25.73 | .771 | 10.17 | 27.43 | 37.60 | 18.94 | 22.20 | 0.17 | 7.13 | 14.57 | 4.74 | 93.4 |
| Cha. | 82 | 35.16 | 77.43 | 458 | 6.80 | 18.61 | .366 | 17.77 | 23.51 | .756 | 10.70 | 28.17 | 38.87 | 19.56 | 20.90 | 0.29 | 7.63 | 14.71 | 5.95 | 94.9 |
| Chi. | 82 | 36.30 | 83.71 | 454 | 5.93 | 17.07 | .347 | 19.91 | 25.33 | .786 | 12.40 | 30.38 | 42.78 | 21.01 | 20.83 | 0.12 | 7.59 | 14.35 | 5.48 | 102.5 |
| Clev. | 82 | 33.84 | 78.59 | 431 | 5.88 | 17.65 | .333 | 17.79 | 23.11 | .770 | 10.71 | 28.17 | 38.88 | 19.12 | 20.29 | 0.20 | 6.33 | 13.87 | 4.12 | 91.4 |
| Dall. | 82 | 37.45 | 82.34 | 455 | 6.30 | 16.82 | .375 | 18.56 | 23.26 | .798 | 10.78 | 30.60 | 41.38 | 19.85 | 20.06 | 0.11 | 7.18 | 12.98 | 4.07 | 99.8 |
| Den. | 82 | 36.17 | 82.17 | 440 | 7.33 | 20.04 | .366 | 21.24 | 27.12 | .782 | 12.09 | 29.16 | 41.24 | 21.41 | 23.71 | 0.22 | 7.90 | 15.43 | 5.45 | 100.9 |
| Det. | 82 | 35.07 | 77.80 | 451 | 5.20 | 14.98 | .354 | 19.27 | 24.87 | .775 | 10.50 | 29.91 | 40.41 | 20.13 | 19.66 | 0.11 | 5.62 | 11.76 | 4.17 | 94.7 |
| G.S. | 82 | 41.48 | 88.70 | 468 | 7.10 | 18.67 | .380 | 22.29 | 28.61 | .779 | 14.21 | 32.87 | 47.07 | 24.15 | 23.50 | 0.29 | 7.89 | 14.99 | 5.05 | 112.3 |
| Hou. | 82 | 36.48 | 82.13 | 444 | 5.66 | 15.83 | .357 | 15.80 | 21.10 | .749 | 10.65 | 29.26 | 39.90 | 19.76 | 20.60 | 0.16 | 7.17 | 12.34 | 5.30 | 94.4 |
| Ind. | 82 | 36.30 | 83.68 | 458 | 6.94 | 18.52 | .375 | 22.65 | 29.65 | .764 | 11.09 | 33.02 | 44.11 | 21.11 | 20.63 | 0.11 | 7.74 | 14.04 | 5.41 | 106.2 |
| LA-C | 82 | 39.24 | 82.99 | 473 | 6.54 | 17.45 | .375 | 18.85 | 24.82 | .760 | 11.73 | 32.35 | 44.09 | 23.79 | 19.62 | 0.06 | 7.95 | 13.33 | 5.05 | 103.9 |
| LA-L | 82 | 37.20 | 83.23 | 447 | 7.15 | 20.73 | .345 | 17.73 | 23.55 | .753 | 11.70 | 29.76 | 41.45 | 22.61 | 22.15 | 0.16 | 7.74 | 15.55 | 4.78 | 99.3 |
| Mem. | 82 | 36.80 | 77.78 | 473 | 6.54 | 18.41 | .355 | 19.20 | 24.91 | .770 | 10.27 | 29.65 | 39.91 | 21.16 | 21.78 | 0.13 | 7.71 | 14.56 | 5.40 | 99.3 |
| Miami | 82 | 35.61 | 78.20 | 455 | 7.21 | 18.52 | .389 | 19.62 | 25.44 | .771 | 10.93 | 30.93 | 41.85 | 20.07 | 19.90 | 0.15 | 6.44 | 15.20 | 4.09 | 98.0 |
| Milw. | 82 | 34.80 | 76.01 | 458 | 6.85 | 18.12 | .378 | 23.91 | 30.24 | .791 | 10.13 | 30.82 | 40.95 | 21.10 | 22.46 | 0.18 | 7.51 | 16.46 | 4.59 | 100.4 |
| Minn. | 82 | 37.91 | 80.01 | 474 | 6.54 | 17.32 | .377 | 20.34 | 26.16 | .778 | 9.91 | 30.96 | 40.88 | 21.52 | 20.02 | 0.13 | 7.44 | 12.54 | 5.90 | 102.7 |
| N.J. | 82 | 36.01 | 77.87 | 462 | 7.32 | 18.73 | .391 | 21.20 | 27.82 | .762 | 10.63 | 30.77 | 41.40 | 21.87 | 20.49 | 0.07 | 6.91 | 13.45 | 4.79 | 100.5 |
| N.O. | 82 | 34.77 | 77.18 | 450 | 7.01 | 19.82 | .354 | 17.72 | 22.91 | .773 | 10.02 | 29.99 | 40.01 | 20.11 | 20.43 | 0.11 | 5.80 | 13.28 | 3.54 | 94.3 |
| N.Y. | 82 | 41.20 | 85.87 | 480 | 6.96 | 19.82 | .351 | 18.46 | 24.37 | .758 | 11.63 | 34.46 | 46.10 | 21.63 | 19.41 | 0.11 | 7.98 | 14.49 | 5.33 | 107.8 |
| OKC. | 82 | 39.39 | 82.91 | 475 | 6.39 | 17.55 | .364 | 17.90 | 23.54 | .761 | 10.78 | 30.44 | 41.22 | 21.57 | 20.20 | 0.17 | 8.50 | 13.90 | 4.96 | 103.1 |
| Orl. | 82 | 35.80 | 82.74 | 433 | 5.41 | 15.82 | .342 | 17.33 | 22.95 | .755 | 10.54 | 31.60 | 42.13 | 18.15 | 22.44 | 0.24 | 6.88 | 13.07 | 3.76 | 94.4 |
| Phi. | 82 | 36.55 | 79.13 | 462 | 7.13 | 19.45 | .367 | 17.10 | 21.85 | .782 | 11.40 | 27.87 | 39.27 | 21.94 | 21.78 | 0.12 | 7.01 | 15.59 | 4.88 | 97.3 |
| Phoe. | 82 | 39.98 | 85.67 | 467 | 7.63 | 19.94 | .383 | 19.93 | 25.71 | .775 | 12.11 | 28.68 | 40.79 | 21.23 | 22.89 | 0.20 | 8.61 | 14.21 | 4.50 | 107.5 |
| Port. | 82 | 35.35 | 76.85 | 460 | 5.94 | 15.87 | .374 | 17.44 | 21.71 | .803 | 9.59 | 26.71 | 36.29 | 19.39 | 21.13 | 0.15 | 6.27 | 13.20 | 3.89 | 94.1 |
| Sac. | 82 | 40.01 | 85.83 | 463 | 7.07 | 17.44 | .406 | 22.24 | 29.41 | .766 | 12.41 | 31.61 | 44.02 | 21.90 | 21.18 | 0.09 | 8.59 | 14.37 | 5.16 | 109.3 |
| S.A. | 82 | 36.26 | 80.10 | 453 | 5.45 | 14.39 | .379 | 15.33 | 19.94 | .769 | 9.09 | 31.34 | 40.43 | 18.06 | 18.43 | 0.10 | 6.48 | 11.72 | 4.29 | 93.3 |
| Tor. | 82 | 36.68 | 83.26 | 465 | 7.67 | 20.93 | .367 | 16.82 | 21.45 | .784 | 10.91 | 30.96 | 41.88 | 23.01 | 20.05 | 0.17 | 6.35 | 13.33 | 4.71 | 101.9 |
| Utah | 82 | 36.82 | 79.38 | 464 | 6.51 | 18.04 | .361 | 20.77 | 27.23 | .763 | 11.07 | 29.18 | 40.26 | 20.00 | 24.06 | 0.27 | 8.02 | 16.13 | 5.17 | 100.9 |
| Wash. | 82 | 38.59 | 80.06 | 482 | 8.22 | 21.22 | .387 | 18.13 | 23.89 | .759 | 11.39 | 30.38 | 41.77 | 24.57 | 19.98 | 0.09 | 7.23 | 13.90 | 5.26 | 103.5 |
| ONE TEAM | | 37.12 | 80.92 | 459 | 6.65 | 18.12 | .367 | 19.07 | 24.74 | .771 | 11.04 | 30.26 | 41.30 | 20.98 | 21.04 | 0.15 | 7.27 | 14.03 | 4.80 | 100.0 |
| BOTH TEAMS | | 74.24 | 161.83 | 459 | 13.29 | 36.25 | .367 | 38.14 | 49.48 | .771 | 22.08 | 60.51 | 82.59 | 41.96 | 42.09 | 0.31 | 14.54 | 28.06 | 9.61 | 199.9 |



WIZARDS

MISCELLANEOUS NBA STATISTICS

2008-09 MISCELLANEOUS NBA STATS

| TEAM | POINTS PER GAME | | FG PCT | OWN | TURNOVERS PER GAME | | REBOUND PCT. | | BELOW OPS. | | DECIDED OVERTIME | | DECIDED 3-PT GAMES | | DECIDED 10-PT OR MORE | | |
|-----------------------|-----------------|-------|--------|-------|--------------------|-------|--------------|-------|------------|------|------------------|----|--------------------|-----|-----------------------|-----|-----|
| | OWN | OPP. | | | OPP. | DEF. | TOT. | OWN | OPP. | W | L | W | L | W | L | | |
| Atlanta | 98.1 | 96.5 | .458 | 454 | 12.8 | 13.7 | .260 | .716 | 488 | 49 | 51 | 0 | 1 | 5 | 7 | 18 | 13 |
| Boston | 100.9 | 93.4 | .486 | .431* | 15.6 | 14.6 | .279 | .756 | 517 | 37 | 56 | 5 | 2 | 7 | 3 | 35 | 6 |
| Charlotte | 93.6 | 94.9 | .455 | .454 | 15.6 | 14.7 | .277 | .730 | .503 | 53 | 55 | 5 | 3 | 5 | 5 | 14 | 18 |
| Chicago | 102.2 | 102.5 | .467 | .468 | 14.5 | 14.4 | .280 | .709 | .495 | 34 | 34 | 2 | 7 | 4 | 8 | 18 | 19 |
| Cleveland | 100.3 | 91.4* | .468 | .431 | 12.7 | 13.9 | .277 | .746 | 511 | 42 | 63 | 2 | 2 | 3 | 3 | 41 | 7 |
| Dallas | 101.7 | 99.8 | .462 | .455 | 12.7 | 13.0 | .266 | .746 | .506 | 37 | 44 | 3 | 1 | 10 | 4 | 28 | 14 |
| Denver | 104.3 | 100.9 | .470 | .440 | 15.3 | 15.4 | .275 | .717 | .496 | 30 | 34 | 2 | 0 | 8 | 5 | 32 | 14 |
| Detroit | 94.2 | 94.7 | .454 | .451 | 11.9 | 11.8 | .279 | .740 | .509 | 54 | 59 | 2 | 5 | 5 | 6 | 12 | 16 |
| Golden State | 108.6 | 112.3 | .458 | .468 | 14.6 | 15.0 | .261 | .681 | .471 | 18 | 13 | 2 | 4 | 3 | 6 | 13 | 25 |
| Houston | 98.4 | 94.4 | .453 | .444 | 14.1 | 12.3 | .264 | .753 | .509 | 46 | 55 | 2 | 1 | 5 | 8 | 29 | 11 |
| Indiana | 105.1 | 106.2 | .455 | .458 | 14.5 | 14.0 | .254 | .745 | .500 | 25 | 24 | 1 | 4 | 9 | 12 | 9 | 15 |
| L.A. Clippers | 95.1 | 103.9 | .441 | .473 | 14.9 | 13.3 | .251 | .712 | .482 | 56 | 31 | 4 | 2 | 4 | 8 | 10 | 41 |
| L.A. Lakers | 106.9 | 99.3 | .474 | .447 | 13.5 | 15.5 | .294 | .730 | .512 | 19 | 42 | 2 | 1 | 7 | 5 | 35 | 7 |
| Memphis | 93.9 | 99.3 | .454 | .473 | 15.3 | 14.6 | .258 | .735 | .497 | 54 | 38 | 0 | 4 | 2 | 4 | 11 | 38 |
| Miami | 98.3 | 98.0 | .457 | .455 | 12.5 | 15.2 | .246 | .729 | .488 | 49 | 51 | 6 | 2 | 7 | 6 | 16 | 17 |
| Milwaukee | 99.3 | 100.4 | .445 | .458 | 14.1 | 16.5* | .278 | .740 | .509 | 46 | 37 | 2 | 2 | 5 | 3 | 16 | 21 |
| Minnesota | 97.8 | 102.7 | .441 | .474 | 14.2 | 12.5 | .277 | .750 | .514 | 46 | 34 | 2 | 2 | 6 | 8 | 7 | 27 |
| New Jersey | 98.1 | 100.5 | .448 | .462 | 13.1 | 13.5 | .252 | .735 | .493 | 50 | 36 | 5 | 1 | 6 | 8 | 18 | 24 |
| New Orleans | 95.8 | 94.3 | .457 | .450 | 12.5 | 13.3 | .246 | .749 | .497 | 49 | 57 | 1 | 2 | 8 | 1 | 23 | 17 |
| New York | 105.2 | 107.8 | .445 | .480 | 14.3 | 14.5 | .244 | .727 | .486 | 58 | 29 | 2 | 3 | 1 | 4 | 12 | 20 |
| Oklahoma City | 97.0 | 103.1 | .447 | .475 | 16.2 | 13.9 | .286 | .739 | .512 | 58 | 29 | 3 | 0 | 7 | 9 | 6 | 34 |
| Orlando | 101.0 | 94.4 | .457 | .433 | 13.9 | 13.1 | .240 | .759 | .500 | 36 | 54 | 2 | 0 | 9 | 2 | 32 | 10 |
| Philadelphia | 97.4 | 97.3 | .459 | .462 | 14.1 | 15.6 | .313 | .714 | .513 | 49 | 48 | 3 | 0 | 6 | 9 | 15 | 19 |
| Phoenix | 109.4* | 107.5 | .504* | .467 | 15.7 | 14.2 | .277 | .717 | .497 | 19 | 20 | 1 | 4 | 5 | 3 | 21 | 21 |
| Portland | 99.4 | 94.1 | .465 | .460 | 12.9 | 13.2 | .326* | .750 | .538* | 42 | 57 | 1 | 2 | 9 | 1 | 3 | 31 |
| Sacramento | 100.6 | 109.3 | .447 | .483 | 15.4 | 14.4 | .245 | .699 | .472 | 41 | 22 | 2 | 5 | 2 | 14 | 6 | 33 |
| San Antonio | 97.0 | 93.3 | .466 | .453 | 11.7 | 11.7* | .221 | .780* | .500 | 50 | 59 | 5 | 1 | 12 | 7 | 26 | 12 |
| Toronto | 99.0 | 101.9 | .458 | .465 | 13.4 | 13.3 | .240 | .737 | .489 | 45 | 36 | 3 | 3 | 4 | 4 | 15 | 24 |
| Utah | 103.6 | 100.9 | .475 | .464 | 14.8 | 16.1 | .282 | .727 | .505 | 30 | 39 | 2 | 2 | 1 | 3 | 26 | 15 |
| Washington | 96.1 | 103.5 | .450 | .482 | 14.0 | 13.9 | .277 | .714 | .496 | 51 | 35 | 0 | 1 | 7 | 5 | 7 | 35 |
| COMPOSITE; 2460 games | 100.0 | 100.0 | .459 | | 14.0 | 14.0 | .267 | .733 | | 1236 | 1236 | 70 | 70 | 171 | 171 | 584 | 584 |

* - League Leader

REBOUND PERCENTAGES

OFF. - Percentage of a given team's missed shots which that team rebounds.

DEF. - Percentage of opponents' missed shots which a given team rebounds.

TOT. - Average of offensive and defensive rebound percentages.



WIZARDS

2008-09 ANNUAL AWARDS

Most Valuable Player

LeBron James

Coach of the Year

Mike Brown

Defensive Player of the Year

Dwight Howard

Most Improved Player

Danny Granger

NBA Finals MVP

Kobe Bryant

Sixth Man Award

Jason Terry

Sportsmanship Award

Chauncey Billups

Executive of the Year

Mark Warkentien

J. Walter Kennedy**Citizenship Award**

Dikembe Mutombo

Rookie of the Year

Derrick Rose

All-Star Game Co-MVP

Shaquille O'Neal

Kobe Bryant

All-Rookie Team**First Team**

Derrick Rose

O.J. Mayo

Russell Westbrook

Brook Lopez

Michael Beasley

Second Team

Eric Gordon

Kevin Love

Mario Chalmers

Marc Gasol

D.J. Augustin

Rudy Fernandez

All-NBA Team**First Team**

LeBron James

Dirk Nowitzki

Dwight Howard

Kobe Bryant

Dwyane Wade

Second Team

Tim Duncan

Paul Pierce

Yao Ming

Brandon Roy

Chris Paul

Third Team

Carmelo Anthony

Pau Gasol

Shaquille O'Neal

Chauncey Billups

Tony Parker

All-Defensive Team**First Team**

Dwight Howard

Kevin Garnett

Kobe Bryant

LeBron James

Chris Paul

Second Team

Shane Battier

Ron Artest

Tim Duncan

Rajon Rondo

Dwyane Wade



2009 PLAYOFFS

FIRST ROUND

EASTERN CONFERENCE
CLEVELAND vs. DETROIT

(Cleveland won 4-0)

Apr. 18 Detroit 84 @ Cleveland 102

Apr. 21 Detroit 82 @ Cleveland 94

Apr. 24 Cleveland 79 @ Detroit 68

Apr. 26 Cleveland 99 @ Detroit 78

BOSTON vs. CHICAGO

(Boston won 4-3)

Apr. 18 Chicago 105 @ Boston 103 (OT)

Apr. 20 Chicago 115 @ Boston 118

Apr. 23 Boston 107 @ Chicago 86

Apr. 26 Boston 118 @ Chicago 121 (2OT)

Apr. 28 Chicago 104 @ Boston 113 (OT)

Apr. 30 Boston 127 @ Chicago 128 (3OT)

May 2 Chicago 99 @ Boston 109

ORLANDO vs. PHILADELPHIA

(Orlando won 4-2)

Apr. 19 Philadelphia 100 @ Orlando 98

Apr. 22 Philadelphia 87 @ Orlando 96

Apr. 24 Orlando 94 @ Philadelphia 96

Apr. 26 Orlando 84 @ Philadelphia 81

Apr. 28 Philadelphia 78 @ Orlando 91

Apr. 30 Orlando 114 @ Philadelphia 89

ATLANTA vs. MIAMI

(Atlanta won 4-3)

Apr. 19 Miami 64 @ Atlanta 90

Apr. 22 Miami 108 @ Atlanta 93

Apr. 25 Atlanta 78 @ Miami 107

Apr. 27 Atlanta 81 @ Miami 71

Apr. 29 Miami 91 @ Atlanta 106

May 1 Atlanta 72 @ Miami 98

May 3 Miami 78 @ Atlanta 91

WESTERN CONFERENCE
L.A. LAKERS vs. UTAH

(L.A. Lakers won 4-1)

Apr. 19 Utah 100 @ LA Lakers 113

Apr. 21 Utah 109 @ LA Lakers 119

Apr. 23 LA Lakers 86 @ Utah 88

Apr. 25 LA Lakers 108 @ Utah 94

Apr. 27 Utah 96 @ LA Lakers 107

DENVER vs. NEW ORLEANS

(Denver won 4-1)

Apr. 19 New Orleans 84 @ Denver 113

Apr. 22 New Orleans 93 @ Denver 108

Apr. 25 Denver 93 @ New Orleans 95

Apr. 27 Denver 121 @ New Orleans 63

Apr. 29 New Orleans 86 @ Denver 107

SAN ANTONIO vs. DALLAS

(Dallas won 4-1)

Apr. 18 Dallas 105 @ San Antonio 97

Apr. 20 Dallas 84 @ San Antonio 105

Apr. 23 San Antonio 67 @ Dallas 88

Apr. 25 San Antonio 90 @ Dallas 99

Apr. 28 Dallas 106 @ San Antonio 93

PORTLAND vs. HOUSTON

(Houston won 4-2)

Apr. 18 Houston 108 @ Portland 81

Apr. 21 Houston 103 @ Portland 107

Apr. 24 Portland 83 @ Houston 86

Apr. 26 Portland 88 @ Houston 89

Apr. 28 Houston 77 @ Portland 88

Apr. 30 Portland 76 @ Houston 92



2009 PLAYOFF RESULTS

CONFERENCE SEMIFINALS

CLEVELAND vs. ATLANTA

(Cleveland won 4-0)

May 5 Atlanta 72 @ Cleveland 99
 May 7 Atlanta 85 @ Cleveland 105
 May 9 Cleveland 97 @ Atlanta 82
 May 11 Cleveland 84 @ Atlanta 74

BOSTON vs. ORLANDO

(Orlando won 4-3)

May 4 Orlando 95 @ Boston 90
 May 6 Orlando 94 @ Boston 112
 May 8 Boston 96 @ Orlando 117
 May 10 Boston 95 @ Orlando 94
 May 12 Orlando 88 @ Boston 92
 May 14 Boston 75 @ Orlando 83
 May 17 Orlando 101 @ Boston 82

L.A. LAKERS vs. HOUSTON

(L.A. Lakers won 4-3)

May 4 Houston 100 @ LA Lakers 92
 May 6 Houston 98 @ LA Lakers 111
 May 8 LA Lakers 108 @ Houston 94
 May 10 LA Lakers 87 @ Houston 99
 May 12 Houston 78 @ LA Lakers 118
 May 14 LA Lakers 80 @ Houston 95
 May 17 Houston 70 @ LA Lakers 89

DENVER vs. DALLAS

(Denver won 4-1)

May 3 Dallas 95 @ Denver 109
 May 5 Dallas 105 @ Denver 117
 May 9 Denver 106 @ Dallas 105
 May 11 Denver 117 @ Dallas 119
 May 13 Dallas 110 @ Denver 124

CONFERENCE FINALS

CLEVELAND vs. ORLANDO

(Orlando won 4-2)

May 20 Orlando 107 @ Cleveland 106
 May 22 Orlando 95 @ Cleveland 96
 May 24 Cleveland 89 @ Orlando 99
 May 26 Cleveland 114 @ Orlando 116 (OT)
 May 28 Orlando 102 @ Cleveland 112
 May 30 Cleveland 90 @ Orlando 103

L.A. LAKERS vs. DENVER

(L.A. Lakers won 4-2)

May 19 Denver 103 @ LA Lakers 105
 May 21 Denver 106 @ LA Lakers 103
 May 23 LA Lakers 103 @ Denver 97
 May 25 LA Lakers 101 @ Denver 120
 May 27 Denver 94 @ LA Lakers 103
 May 29 LA Lakers 119 @ Denver 92

NBA FINALS

L.A. LAKERS vs. ORLANDO

(L.A. Lakers won 4-1)

June 4 Orlando 75 @ LA Lakers 100
 June 7 Orlando 96 @ LA Lakers 101 (OT)
 June 9 LA Lakers 104 @ Orlando 108
 June 11 LA Lakers 99 @ Orlando 91 (OT)
 June 14 LA Lakers 99 @ Orlando 86



Meet the 2009 World Car of the Year.*

It's nice when the whole
world agrees on something.



Volkswagen Golf

This isn't just a win for the Volkswagen Golf. It's a win for the ideas that all Volkswagen models are built upon. Ideas about being environmentally conscious, leading us to build more cars with 25+ highway mpg than any other car brand** and the Volkswagen Jetta TDI[®] Clean Diesel, the vehicle that set a 67.90mpg Guinness World Record for average fuel efficiency.¹ Ideas that value safety, leading to more 2009 IIHS Top Safety Picks than Volvo!³ Ideas that maintaining a car should be worry free, leading us to include no-charge scheduled Carefree Maintenance[™] on all 2009 models. And ideas for the future, like our state-of-the-art plant under construction in Chattanooga, Tennessee. To learn more about the World Car of the Year that's coming this fall or any of the world-changing things Volkswagen is doing, visit vw.com/upcomingcars.



Das Auto.

©2009 Volkswagen of America, Inc. European model shown. *The 2009 Volkswagen Golf was awarded "2009 World Car of the Year" by the World Car of the Year Awards. See www.wcoy.com for details. **Based on a comparison of EPA highway estimates for 2009 vehicles. Your mileage will vary. GUINNESS WORLD RECORDS is a trademark of Guinness World Records Limited. Current world record for lowest fuel consumption across the 48 contiguous United States. Vehicle was equipped with Goodyear Assurance Fuel Max tires. 30 city/41 highway mpg (2.0 manual TDI Clean Diesel). EPA estimates. Your mileage will vary. ¹Top Safety Pick based on 31mph side-impact crash test, 40mph frontal-offset crash test, 20mph rear-impact test, and the availability of ESC. Test performed by the Insurance Institute for Highway Safety. For more details visit www.iihs.org. ³The Volkswagen Carefree Maintenance Program covers the vehicle's scheduled maintenance during the term of the new vehicle limited warranty at no additional charge. Some limitations apply. See dealer or vehicle maintenance program booklet for details. Does not include routine wear and tear on parts such as brakes, tires, wiper blades, light bulbs, etc.

2009
2010

FRANCHISE RECORDS



WWW.WASHINGTONWIZARDS.COM

CAREER LEADERS

GAMES PLAYED

| | |
|---------------------------------|-----|
| 1. Wes Unseld..... | 984 |
| 2. Elvin Hayes..... | 731 |
| 3. Greg Ballard..... | 643 |
| 4. Charles Jones..... | 595 |
| 5. Kevin Loughery..... | 591 |
| 6. Gus Johnson..... | 561 |
| 7. Jeff Malone..... | 548 |
| 8. Phil Chenier..... | 546 |
| 9. Kevin Grevey..... | 530 |
| 9. Brendan Haywood | 530 |

TOTAL POINTS

| | |
|------------------------|--------|
| 1. Elvin Hayes..... | 15,551 |
| 2. Jeff Malone..... | 11,083 |
| 3. Wes Unseld..... | 10,624 |
| 4. Kevin Loughery..... | 9,833 |
| 5. Gus Johnson..... | 9,781 |
| 6. Phil Chenier..... | 9,778 |
| 7. Walt Bellamy..... | 9,020 |
| 8. Greg Ballard..... | 8,706 |
| 9. Juwan Howard..... | 8,530 |
| 10. Jack Marin..... | 8,017 |

SCORING AVERAGE

| (Min. 100 Games) | G | PTS | AVG |
|---------------------------|-----|--------|------|
| 1. Walt Bellamy | 327 | 9,020 | 27.6 |
| 2. Gilbert Arenas | 304 | 7,845 | 25.8 |
| 3. Earl Monroe | 328 | 7,775 | 23.7 |
| 4. Terry Dischinger | 137 | 3,114 | 22.7 |
| 5. Moses Malone | 152 | 3,367 | 22.2 |
| 6. Bernard King | 296 | 6,516 | 22.0 |
| 7. Elvin Hayes | 731 | 15,551 | 21.2 |
| 8. Michael Jordan | 142 | 3,015 | 21.2 |
| 9. Chris Webber | 212 | 4,441 | 20.9 |
| 10. Antawn Jamison | 380 | 7,896 | 20.8 |

MINUTES PLAYED

| | |
|---------------------------------|--------|
| 1. Wes Unseld..... | 35,832 |
| 2. Elvin Hayes..... | 29,218 |
| 3. Gus Johnson..... | 19,723 |
| 4. Greg Ballard..... | 18,687 |
| 5. Kevin Loughery..... | 18,677 |
| 6. Phil Chenier..... | 18,654 |
| 7. Jeff Malone..... | 17,984 |
| 8. Juwan Howard..... | 17,845 |
| 9. Jack Marin..... | 14,864 |
| 10. Antawn Jamison | 14,712 |

AVERAGE MINUTES PLAYED

| (Min. 100 Games) | PTS |
|--------------------------------|------|
| 1. Walt Bellamy..... | 41.6 |
| 2. Gilbert Arenas | 40.0 |
| 3. Elvin Hayes..... | 40.0 |
| 4. Chris Webber..... | 38.9 |
| 5. Antawn Jamison | 38.7 |
| 6. Juwan Howard..... | 38.5 |
| 7. Caron Butler | 38.3 |
| 8. Terry Dischinger..... | 37.3 |
| 9. Michael Jordan..... | 37.1 |
| 10. Earl Monroe..... | 36.8 |

FIELD GOALS MADE

| | |
|------------------------|-------|
| 1. Elvin Hayes..... | 6,251 |
| 2. Jeff Malone..... | 4,543 |
| 3. Wes Unseld..... | 4,369 |
| 4. Gus Johnson..... | 4,057 |
| 4. Phil Chenier..... | 4,057 |
| 6. Kevin Loughery..... | 3,824 |
| 7. Greg Ballard..... | 3,699 |
| 8. Juwan Howard..... | 3,476 |
| 9. Walt Bellamy..... | 3,413 |
| 10. Jack Marin..... | 3,199 |

FIELD GOALS ATTEMPTED

| | |
|---------------------------------|--------|
| 1. Elvin Hayes..... | 13,658 |
| 2. Jeff Malone..... | 9,524 |
| 3. Kevin Loughery..... | 9,209 |
| 4. Gus Johnson..... | 9,202 |
| 5. Phil Chenier..... | 9,103 |
| 6. Wes Unseld..... | 8,586 |
| 7. Greg Ballard..... | 7,800 |
| 8. Juwan Howard..... | 7,274 |
| 9. Jack Marin..... | 6,840 |
| 10. Antawn Jamison | 6,680 |

FIELD GOAL PERCENTAGE

| (Min. 1,000 Made) | FGM | FGA | PCT |
|---------------------------|-------|-------|------|
| 1. Gheorghe Muresan | 1,224 | 2,115 | .578 |
| 2. Jeff Ruland | 2,061 | 3,657 | .564 |
| 3. Mitch Kupchak | 1,562 | 2,956 | .528 |
| 4. Brendan Haywood | 1,481 | 2,811 | .527 |
| 5. Pervis Ellison | 1,351 | 2,597 | .520 |

3-POINT FIELD GOALS MADE

| | |
|--------------------------------|-----|
| 1. Gilbert Arenas | 758 |
| 2. Antawn Jamison | 588 |
| 3. Chris Whitney..... | 481 |
| 4. Tracy Murray..... | 410 |
| 5. Michael Adams..... | 276 |

3-POINT FIELD GOALS ATTEMPTED

| | |
|--------------------------------|-------|
| 1. Gilbert Arenas | 2,104 |
| 2. Antawn Jamison | 1,633 |
| 3. Chris Whitney..... | 1,297 |
| 4. Tracy Murray..... | 1,069 |
| 5. Michael Adams..... | 791 |

3-POINT FG PERCENTAGE

| (Min. 50 Made) | FGM | FGA | PCT |
|-----------------|-----|-------|------|
| 1. Tim Legler | 150 | 315 | .476 |
| 2. Hubert Davis | 77 | 164 | .469 |
| 3. Scott Skiles | 96 | 228 | .421 |
| 4. Brent Price | 197 | 499 | .395 |
| 5. Tracy Murray | 410 | 1,069 | .384 |



WIZARDS

CAREER LEADERS

FREE THROWS MADE

| | |
|--------------------------------|-------|
| 1. Elvin Hayes..... | 3,046 |
| 2. Walt Bellamy..... | 2,194 |
| 3. Kevin Loughery..... | 2,185 |
| 4. Gilbert Arenas | 2,105 |
| 5. Jeff Malone..... | 1,939 |
| 6. Earl Monroe..... | 1,905 |
| 7. Wes Unseld..... | 1,883 |
| 8. Gus Johnson..... | 1,667 |
| 9. Phil Chenier..... | 1,661 |
| 10. Jack Marin..... | 1,619 |

FREE THROWS ATTEMPTED

| | |
|--------------------------------|-------|
| 1. Elvin Hayes..... | 4,499 |
| 2. Walt Bellamy..... | 3,318 |
| 3. Wes Unseld..... | 2,976 |
| 4. Kevin Loughery..... | 2,720 |
| 5. Gilbert Arenas | 2,586 |
| 6. Earl Monroe..... | 2,396 |
| 7. Gus Johnson..... | 2,384 |
| 8. Juwan Howard..... | 2,142 |
| 9. Jeff Malone..... | 2,231 |
| 10. Jeff Ruland..... | 2,127 |

FREE THROW PERCENTAGE

| (Min. 700 Attempts) | FTM | FTA | PCT |
|--------------------------------|-------|-------|------|
| 1. Chris Whitney..... | 652 | 742 | .885 |
| 2. Caron Butler | 1,153 | 1,324 | .871 |
| 3. Jeff Malone..... | 1,939 | 2,231 | .869 |
| 4. Richard Hamilton..... | 680 | 789 | .862 |
| 5. Michael Adams..... | 879 | 1,031 | .853 |
| 6. Jack Marin..... | 1,619 | 1,932 | .838 |
| 7. Antonio Daniels..... | 687 | 838 | .838 |
| 8. Gilbert Arenas | 2,105 | 2,586 | .820 |
| 9. Kevin Grevey..... | 1,226 | 1,510 | .812 |
| 10. Phil Chenier..... | 1,661 | 2,059 | .807 |

REBOUNDS

| | |
|---------------------------------|--------|
| 1. Wes Unseld..... | 13,769 |
| 2. Elvin Hayes..... | 9,305 |
| 3. Gus Johnson..... | 7,243 |
| 4. Walt Bellamy..... | 5,438 |
| 5. Greg Ballard..... | 4,094 |
| 6. Juwan Howard..... | 3,448 |
| 7. Jeff Ruland..... | 3,285 |
| 8. Brendan Haywood | 3,141 |
| 9. Rick Mahorn..... | 3,044 |
| 10. Jack Marin..... | 2,972 |

REBOUNDING AVERAGE

| (Min. 100 Games) | G | Reb | Avg |
|-----------------------|-----|--------|------|
| 1. Walt Bellamy..... | 327 | 5,438 | 16.6 |
| 2. Wes Unseld..... | 984 | 13,796 | 14.0 |
| 3. Gus Johnson..... | 561 | 7,243 | 12.9 |
| 4. Elvin Hayes..... | 731 | 9,305 | 12.7 |
| 5. Moses Malone..... | 152 | 1,708 | 11.2 |
| 6. Jeff Ruland..... | 303 | 3,285 | 10.8 |
| 7. Bailey Howell..... | 159 | 1,642 | 10.3 |

| | | | |
|------------------------|-----|-------|------|
| 8. Ray Scott..... | 263 | 2,646 | 10.1 |
| 9. Chris Webber..... | 212 | 2,050 | 9.7 |
| 10. Tom Gugliotta..... | 165 | 1,562 | 9.5 |

ASSISTS

| | |
|--------------------------------|-------|
| 1. Wes Unseld..... | 3,822 |
| 2. Rod Strickland..... | 2,712 |
| 3. Kevin Porter..... | 2,593 |
| 4. Kevin Loughery..... | 2,361 |
| 5. Frank Johnson..... | 1,961 |
| 6. Michael Adams..... | 1,844 |
| 7. Darrell Walker..... | 1,707 |
| 8. Gilbert Arenas | 1,699 |
| 9. Phil Chenier..... | 1,688 |
| 10. Greg Ballard..... | 1,542 |

ASSISTS AVERAGE

| (Min. 100 Games) | G | AST | AVG |
|------------------------|-----|-------|------|
| 1. Rod Strickland..... | 304 | 2,712 | 8.92 |
| 2. Archie Clark..... | 171 | 1,166 | 6.82 |
| 3. Gus Williams..... | 156 | 1,061 | 6.80 |
| 4. Kevin Porter..... | 395 | 2,593 | 6.57 |
| 5. Michael Adams..... | 281 | 1,844 | 6.56 |

PERSONAL FOULS

| | |
|------------------------|-------|
| 1. Wes Unseld..... | 2,762 |
| 2. Elvin Hayes..... | 2,557 |
| 3. Rod Strickland..... | 2,536 |
| 4. Kevin Loughery..... | 2,094 |
| 5. Gus Johnson..... | 1,982 |

DISQUALIFICATIONS

| | |
|------------------------|----|
| 1. Kevin Loughery..... | 54 |
| 2. Rick Mahorn..... | 53 |
| 3. Gus Johnson..... | 43 |
| 4. Kevin Porter..... | 36 |
| 5. Jeff Ruland..... | 30 |

BLOCKED SHOTS

| | |
|---------------------------------|-------|
| 1. Elvin Hayes..... | 1,558 |
| 2. Charles Jones..... | 1,051 |
| 3. Manute Bol..... | 907 |
| 4. Brendan Haywood | 764 |
| 5. Rick Mahorn..... | 557 |

STEALS

| | |
|--------------------------------|-----|
| 1. Greg Ballard..... | 762 |
| 2. Elvin Hayes..... | 736 |
| 3. Phil Chenier..... | 667 |
| 4. Wes Unseld..... | 628 |
| 5. Gilbert Arenas | 565 |

TURNOVERS

| | |
|--------------------------------|-------|
| 1. Juwan Howard..... | 1,389 |
| 2. Jeff Ruland..... | 1,176 |
| 3. Gilbert Arenas | 1,051 |
| 4. Jeff Malone..... | 1,029 |
| 5. Rod Strickland..... | 948 |



WIZARDS INDIVIDUAL SINGLE GAME HIGHS

| | | | | |
|---|----|---|--|--|
| Points | 60 | Gilbert Arenas, | vs LA Lakers, | December 17, 2006 (OT) |
| Field Goals Made | 22 | Walt Bellamy, Phil Chenier, | vs Boston, vs Portland, | December 17, 1963 December 6, 1972 |
| Field Goals Attempted | 43 | Walt Bellamy, | vs Philadelphia, | February 20, 1962 |
| Most Field Goals Made Without a Miss | 14 | Bailey Howell, | vs San Francisco, | January 3, 1965 |
| Free Throws Made | 23 | Gilbert Arenas, | vs Golden State, | February 8, 2006 |
| Free Throws Attempted | 27 | Gilbert Arenas, | vs LA Lakers, | December 17, 2006 (OT) |
| Most Free Throws Made Without a Miss | 15 | Many times. Last: Caron Butler, | vs Atlanta, | November 28, 2006 |
| Three-Point Field Goals Made | 8 | Rex Chapman, Gilbert Arenas, DeShawn Stevenson, | vs Miami, vs LA Lakers, vs LA Lakers, | November 12, 1994 February 28, 2004 March 30, 2008 (OT) |
| Three-Point Field Goals Attempted | 15 | Chris Whitney, Gilbert Arenas, Gilbert Arenas, Gilbert Arenas, | vs Milwaukee, vs LA Clippers, vs Houston, vs LA Lakers, | January 15, 2001 March 25, 2005 December 9, 2006 February 3, 2007 |
| Most Three-Point Field Goals Made Without a Miss | 6 | Brent Price, Larry Hughes, | vs Chicago, vs Boston, | January 15, 1996 December 31, 2004 |
| Consecutive Games with a Three-Point Field Goal Made | 53 | Gilbert Arenas, | | February 27, 2005—December 26, 2005 |
| Rebounds | 37 | Walt Bellamy, | vs St. Louis, | December 4, 1964 |
| Offensive Rebounds | 12 | Wes Unseld, Terry Davis, | vs Houston, vs Philadelphia, | January 20, 1974 March 8, 1998 |
| Defensive Rebounds | 28 | Elvin Hayes, | vs Atlanta, | November 17, 1973 |
| Assists | 24 | Kevin Porter, | vs Detroit, | March 23, 1980 |
| Steals | 9 | Gus Williams, Michael Adams, | vs Atlanta, vs Indiana, | October 30, 1984 November 1, 1991 |
| Blocks | 15 | Manute Bol, Manute Bol, | vs Atlanta, vs Indiana, | January 25, 1986 February 26, 1987 |
| Turnovers | 11 | Bob Dandridge, | vs Golden State, | February 7, 1978 |
| Minutes Played | 59 | Phil Chenier, | vs Philadelphia, | November 15, 1975 (3 OT) |



OPPONENT INDIVIDUAL SINGLE GAME HIGHS

| | | | |
|---|--|--|--|
| Points | | | |
| 73 | Wilt Chamberlain, | Philadelphia, | January 13, 1962 |
| Field Goals Made | | | |
| 29 | Wilt Chamberlain, | Philadelphia, | January 13, 1962 |
| Field Goals Attempted | | | |
| 56 | Wilt Chamberlain, | Philadelphia, | January 24, 1962 |
| Most Field Goals Made Without a Miss | | | |
| 18 | Wilt Chamberlain, | Philadelphia, | February 24, 1967 |
| Free Throws Made | | | |
| 22 | Oscar Robertson, Oscar Robertson, Charles Barkley, | Cincinnati, Cincinnati, Phoenix, | December 27, 1964 November 20, 1966 December 20, 1995 (OT) |
| Free Throws Attempted | | | |
| 27 | Charles Barkley, | Phoenix, | December 20, 1995 (OT) |
| Most Free Throws Made Without a Miss | | | |
| 18 | Rick Barry, | Golden State, | February 6, 1975 |
| Three-Point Field Goals Made | | | |
| 9 | Kobe Bryant, Ben Gordon, Ricky Davis, | LA Lakers, Chicago, Miami, | March 28, 2003 April 14, 2006 April 4, 2008 |
| Three-Point Field Goals Attempted | | | |
| 15 | Walt Williams, Steve Nash, | Toronto, Phoenix, | December 5, 1996 December 22, 2006 (OT) |
| Most Three-Point Field Goals Made Without a Miss | | | |
| 9 | Ben Gordon, | Chicago, | April 14, 2006 |
| Rebounds | | | |
| 38 | Wilt Chamberlain, Wilt Chamberlain, | Philadelphia, Los Angeles, | November 25, 1961 March 9, 1969 |
| Offensive Rebounds | | | |
| 16 | Kevin Willis, | Atlanta, | February 19, 1992 (OT) |
| Defensive Rebounds | | | |
| 26 | Rony Seikaly, | Miami, | March 3, 1993 |
| Assists | | | |
| 24 | Isiah Thomas, | Detroit, | February 7, 1985 (2 OT) |
| Steals | | | |
| 10 | Kevin Johnson, Brandon Roy, | Phoenix, Portland, | December 9, 1993 January 24, 2009 |
| Blocks | | | |
| 11 | Shawn Bradley, | New Jersey, | March 14, 1996 |
| Turnovers | | | |
| 10 | John Lucas, | Milwaukee, | February 15, 1988 |
| Minutes Played | | | |
| 58 | Wilt Chamberlain, Jeff Mullins, | San Francisco, San Francisco, | December 1, 1964 (2 OT) March 11, 1970 (2 OT) |



WIZARDS SINGLE GAME TEAM HIGHS

| | | | |
|---|-----|---|--|
| Points | 161 | vs Denver | December 29, 1990 |
| Points in a Quarter | 52 | vs Detroit | December 18, 1965 (2nd quarter) |
| Points in a Half | 86 | vs San Diego vs Milwaukee | March 1, 1968 (2nd half) December 27, 1968 (1st half) |
| Points in Overtime | 21 | vs San Francisco vs New Jersey vs LA Lakers | February 28, 1965 February 9, 1988 December 17, 2006 |
| Field Goals Made | 66 | vs Denver | December 29, 1990 |
| Field Goals Attempted | 143 | vs San Francisco | March 11, 1970 (2 OT) |
| Free Throws Made | 60 | vs New York | November 13, 1987 |
| Free Throws Attempted | 69 | vs Syracuse vs New York | October 21, 1961 November 13, 1987 |
| Free Throws Made Without a Miss | 20 | vs Portland | March 30, 1979 |
| Three-Point Field Goals Made | 17 | vs LA Lakers | March 30, 2008 (OT) |
| Three-Point Field Goals Attempted | 34 | vs Golden State | March 23, 2007 |
| Three-Point Field Goals Made Without a Miss | 4 | vs Boston vs Kansas City | November 3, 1979 January 8, 1981 |
| Consecutive Games with a Three-Point Field Goal Made | 206 | November 29, 1994 | February 19, 1997 |
| Rebounds | 92 | vs Los Angeles | January 6, 1968 (OT) |
| Offensive Rebounds | 31 | vs Los Angeles vs Philadelphia | April 5, 1978 April 8, 1978 |
| Defensive Rebounds | 53 | vs Atlanta | November 23, 1973 |
| Assists | 45 | vs StLouis | February 24, 1962 |
| Steals | 22 | vs Kansas City-Omaha | November 13, 1974 |
| Blocks | 20 | vs Indiana | February 26, 1987 |
| Turnovers | 36 | vs Detroit | March 27, 1973 |



WIZARDS SINGLE GAME TEAM LOWS

| | | | |
|--|----|---|--|
| Points | 65 | vs New Jersey | December 13, 2002 |
| Points in a Quarter | 6 | vs Orlando | January 6, 2009 (2nd quarter) |
| Points in a Half | 23 | vs Detroit vs Houston | November 29, 2003 (2nd half) February 26, 2008 (1st half) |
| Points in Overtime | 0 | vs Atlanta | November 18, 1997 |
| Field Goals Made | 23 | vs New York vs Utah vs New York vs Detroit | December 27, 2000 March 23, 2004 November 15, 2006 April 11, 2008 |
| Field Goals Attempted | 58 | vs Dallas | January 27, 1994 |
| Free Throws Made | 4 | vs Los Angeles vs Milwaukee vs New York vs Boston vs New Jersey vs Miami vs Cleveland | December 20, 1972 January 1, 1973 November 27, 1975 March 23, 1985 April 6, 1999 February 24, 2002 December 25, 2008 |
| Free Throws Attempted | 5 | vs New Jersey | April 6, 1999 |
| Three-Point Field Goals Made | 0 | Many times. vs San Antonio | Last: February 2, 2009 |
| Three-Point Field Goals Attempted | 0 | Many times. vs New Jersey | Last: February 7, 1991 |
| Rebounds | 22 | vs Charlotte | December 26, 2001 |
| Offensive Rebounds | 3 | Many times. vs Cleveland | Last: February 22, 2008 |
| Defensive Rebounds | 14 | vs Atlanta vs Utah | April 9, 1994 March 31, 2008 |
| Assists | 3 | vs Boston | October 16, 1963 |
| Turnovers | 3 | vs Indiana | February 25, 2003 |



OPPONENT SINGLE GAME TEAM HIGHS

| | | |
|---|--------------------------------|---|
| Points | | |
| 153 | vs Cincinnati vs Boston | February 21, 1962 November 27, 1970 |
| Points in a Quarter | | |
| 51 | vs Seattle | February 13, 1970 (3rd quarter) |
| Points in a Half | | |
| 87 | vs Los Angeles | February 6, 1972 (2nd half) |
| Points in Overtime | | |
| 23 | vs New York | February 19, 2008 |
| Field Goals Made | | |
| 65 | vs Los Angeles | January 25, 1974 |
| Field Goals Attempted | | |
| 141 | vs Boston | December 1, 1961 |
| Free Throws Made | | |
| 51 | vs Syracuse | December 7, 1962 |
| Free Throws Attempted | | |
| 67 | vs Syracuse | December 7, 1962 |
| Free Throws Made Without a Miss | | |
| 29 | vs Dallas | November 26, 2007 |
| Three-Point Field Goals Made | | |
| 19 | vs LA Lakers vs Miami | December 17, 2006 (OT) April 4, 2008 |
| Three-Point Field Goals Attempted | | |
| 44 | vs LA Lakers | December 17, 2006 (OT) |
| Three-Point Field Goals Made Without a Miss | | |
| 2 | Many times. vs Philadelphia | Last: January 20, 1992 |
| Consecutive Games with a Three-Point Field Goal Made | | |
| 314 | January 2, 2004 | November 28, 2007 |
| Rebounds | | |
| 100 | vs Philadelphia | November 25, 1961 |
| Offensive Rebounds | | |
| 39 | vs Boston | October 20, 1973 |
| Defensive Rebounds | | |
| 61 | vs Boston | March 17, 1974 |
| Assists | | |
| 46 | vs Milwaukee | April 20, 1988 |
| Steals | | |
| 23 | vs Seattle vs Milwaukee | December 6, 1993 April 2, 1994 |
| Blocks | | |
| 19 | vs Indiana vs Detroit | November 30, 1979 November 19, 1981 |
| Turnovers | | |
| 34 | vs New Jersey | November 3, 1982 |



WIZARDS

OPPONENT SINGLE GAME LOWS

| | | | |
|--|----|--|---|
| Points | 60 | vs Toronto | November 7, 2003 |
| Points in a Quarter | 4 | vs Toronto | November 7, 2003 (2nd quarter) |
| Points in a Half | 23 | vs Toronto | November 7, 2003 (1st half) |
| Points in Overtime | 3 | vs Philadelphia | November 15, 1975 |
| Field Goals Made | 20 | vs New Jersey | December 1, 2004 |
| Field Goals Attempted | 58 | vs Cleveland | April 29, 1999 |
| Free Throws Made | 3 | vs Milwaukee vs Boston | January 1, 1973 February 17, 1974 |
| Free Throws Attempted | 5 | vs Miami | April 4, 2001 |
| Three-Point Field Goals Made | 0 | Many times. vs Philadelphia | Last: November 30, 2007 |
| Three-Point Field Goals Attempted | 0 | Many times. vs Miami | Last: January 15, 1990 |
| Rebounds | 24 | vs Cleveland vs Detroit | April 29, 1999 March 7, 2002 |
| Offensive Rebounds | 1 | vs Cleveland | April 29, 1999 |
| Defensive Rebounds | 14 | vs New York | January 14, 2009 |
| Assists | 4 | vs Los Angeles | November 14, 1964 |
| Turnovers | 5 | vs Charlotte vs Miami vs Indiana vs Chicago vs Miami | February 5, 2000 December 29, 2000 December 27, 2001 February 23, 2007 March 11, 2007 |



TWO TEAMS COMBINED HIGHS

| | | | |
|--|-----|------------------------------|-----------------------------------|
| Points | 301 | vs Detroit | February 6, 1970 (2 OT) |
| Points in a Quarter | 89 | vs Denver | December 29, 1990 (4th quarter) |
| Points in a Half | 165 | vs Los Angeles | February 6, 1972 (2nd half) |
| Points in Overtime | 38 | vs Cleveland | December 21, 1992 |
| Field Goals Made | 123 | vs Denver | December 29, 1990 |
| Field Goals Attempted | 253 | vs Cincinnati | December 22, 1965 (OT) |
| Free Throws Made | 80 | vs Golden State | February 5, 1990 |
| Free Throws Attempted | 107 | vs New York | November 18, 1965 |
| Three-Point Field Goals Made | 31 | vs Miami | April 4, 2008 |
| Three-Point Field Goals Attempted | 60 | vs Miami | December 15, 2006 |
| Rebounds | 160 | vs Syracuse | February 6, 1962 |
| Assists | 76 | vs San Antonio | November 9, 1979 |
| Steals | 35 | vs Milwaukee vs Milwaukee | December 3, 1992 April 2, 1994 |
| Blocks | 31 | vs Indiana | February 26, 1987 |
| Turnovers | 62 | vs Cleveland | December 30, 1974 |

TWO TEAMS COMBINED LOWS

| | | | |
|--|-----|------------------------------------|-------------------------------------|
| Points | 142 | vs Toronto | October 30, 2002 |
| Points in a Quarter | 22 | vs Orlando | January 6, 2009 (2nd quarter) |
| Points in a Half | 57 | vs Chicago | January 5, 2000 (2nd half) |
| Points in Overtime | 6 | vs Philadelphia vs Philadelphia | November 15, 1975 March 24, 1990 |
| Field Goals Made | 53 | vs Indiana | April 3, 2005 |
| Field Goals Attempted | 129 | vs New York | December 27, 2000 |
| Free Throws Made | 14 | vs Vancouver | January 27, 1996 |
| Free Throws Attempted | 20 | vs Detroit | December 16, 1993 |
| Three-Point Field Goals Made | 0 | Many times. vs New Jersey | Last: April 18, 1991 |
| Three-Point Field Goals Attempted | 0 | Many times. vs Chicago | Last: March 16, 1988 |
| Rebounds | 56 | vs San Diego | March 19, 1982 |
| Assists | 11 | vs Boston | October 16, 1963 |
| Turnovers | 12 | vs Chicago | March 23, 2009 |



VERIZON CENTER INDIVIDUAL RECORDS

| | | | |
|---|---|--|---|
| Points (Individual) | | | |
| 51 | Michael Jordan Gilbert Arenas | vs Charlotte vs Utah | December 29, 2001 January 15, 2007 |
| Field Goals Made (Individual) | | | |
| 21 | Antoine Walker Michael Jordan | Boston vs Charlotte | January 7, 1998 December 29, 2001 |
| Field Goals Attempted (Individual) | | | |
| 38 | Michael Jordan | vs Charlotte | December 29, 2001 |
| Free Throws Made (Individual) | | | |
| 23 | Gilbert Arenas | vs Golden State | February 8, 2006 |
| Free Throws Attempted (Individual) | | | |
| 25 | Gilbert Arenas Gilbert Arenas | vs Boston vs Golden State | April 5, 2005 February 8, 2006 |
| Three-Point Field Goals Made (Individual) | | | |
| 9 | Ricky Davis | Miami | April 4, 2008 |
| Three-Point Field Goals Attempted (Individual) | | | |
| 15 | Chris Whitney Gilbert Arenas Gilbert Arenas | vs Milwaukee vs Houston vs LA Lakers | January 15, 2001 December 9, 2006 February 3, 2007 |
| Rebounds (Individual) | | | |
| 21 | Jermaine O'Neal Tyson Chandler David Lee | Indiana Chicago New York | November 26, 2002 December 4, 2004 January 16, 2009 |
| Offensive Rebounds (Individual) | | | |
| 12 | Terry Davis | vs Philadelphia | March 8, 1998 |
| Defensive Rebounds (Individual) | | | |
| 18 | Antawn Jamison | vs Toronto | January 29, 2008 (OT) |
| Assists (Individual) | | | |
| 19 | Steve Nash | Phoenix | December 7, 2007 |
| Steals (Individual) | | | |
| 8 | Juan Dixon Gilbert Arenas | vs Indiana vs Sacramento | February 20, 2004 March 17, 2004 |
| Blocks (Individual) | | | |
| 7 | By many. Josh Smith | Last time: Atlanta | March 2, 2007 |
| Turnovers (Individual) | | | |
| 9 | By many. Gilbert Arenas | Last time: vs Sacramento | February 22, 2007 |
| Minutes Played (Individual) | | | |
| 53 | Michael Jordan Gilbert Arenas | vs Indiana vs New Orleans | January 4, 2003 (2 OT) March 1, 2004 (OT) |



VERIZON CENTER TEAM RECORD HIGHS

| | | | |
|--|-----|--|--------------------------------------|
| Points (Either Team) | 137 | Washington (vs Seattle) | November 11, 2005 |
| Points in a Quarter (Either Team) | 45 | Washington (vs Memphis) | December 26, 2006 (1st quarter) |
| Points in a Half (Either Team) | 77 | Washington (vs Memphis) | December 26, 2006 (1st half) |
| Points in Overtime (Either Team) | 23 | New York | February 19, 2008 |
| Field Goals Made (Either Team) | 53 | Washington (vs Golden State) | November 25, 2008 |
| Field Goals Attempted (Either Team) | 105 | Washington (vs Golden State) | November 25, 2008 |
| Free Throws Made (Either Team) | 48 | Washington (vs Golden State) | February 8, 2006 |
| Free Throws Attempted (Either Team) | 55 | Charlotte Washington (vs Golden State) | February 5, 2000 February 8, 2006 |
| Three-Point Field Goals Made (Either Team) | 19 | Miami | April 4, 2008 |
| Three-Point Field Goals Attempted (Either Team) | 39 | Golden State | March 4, 2005 |
| Rebounds (Either Team) | 64 | Washington (vs Toronto) Washington (Vs Chicago) | November 23, 2004 April 13, 2005 |
| Offensive Rebounds (Either Team) | 27 | Washington (vs New York) | December 10, 2004 |
| Defensive Rebounds (Either Team) | 50 | Washington (vs Chicago) | April 13, 2005 |
| Assists (Either Team) | 42 | Phoenix | December 7, 2007 |
| Steals (Either Team) | 20 | Washington (vs New Orleans) | December 12, 2004 |
| Blocks (Either Team) | 14 | Memphis | April 6, 2002 |
| Turnovers (Either Team) | 33 | New Orleans | December 12, 2004 |



FRANCHISE PLAYOFF LEADERS

GAMES PLAYED

| | |
|----------------------|-----|
| 1. Wes Unseld..... | 119 |
| 2. Elvin Hayes..... | 87 |
| 3. Phil Chenier..... | 60 |
| 3. Kevin Grevey..... | 60 |
| 5. Greg Ballard..... | 55 |

POINTS

| | |
|---------------------------------|-------|
| 1. Elvin Hayes..... | 1,997 |
| 2. Wes Unseld..... | 1,260 |
| 3. Phil Chenier..... | 1,088 |
| 4. Bob Dandridge..... | 841 |
| 5. Kevin Grevey..... | 765 |
| 6. Earl Monroe..... | 706 |
| 7. Jack Marin..... | 653 |
| 8. Antawn Jamison | 529 |
| 9. Tom Henderson..... | 490 |
| 10. Gilbert Arenas | 483 |

SCORING AVERAGE

| (Min. 200 Points) | G | Pts | Avg |
|--------------------------------|----|------|------|
| 1. Don Ohl..... | 13 | 341 | 26.2 |
| 2. Earl Monroe..... | 29 | 706 | 24.3 |
| 3. Gilbert Arenas | 20 | 483 | 24.2 |
| 4. Elvin Hayes..... | 87 | 1997 | 23.0 |
| 5. Bob Dandridge..... | 38 | 841 | 22.1 |
| 6. Walt Bellamy..... | 10 | 209 | 20.9 |
| 7. Antawn Jamison | 26 | 529 | 20.3 |
| 8. Bailey Howell..... | 12 | 241 | 20.1 |
| 9. Jeff Ruland..... | 15 | 285 | 19.0 |
| 10. Jack Marin..... | 35 | 263 | 18.7 |

MINUTES PLAYED

| | |
|-----------------------|-------|
| 1. Wes Unseld..... | 4,889 |
| 2. Elvin Hayes..... | 3,758 |
| 3. Phil Chenier..... | 2,088 |
| 4. Kevin Grevey..... | 1,570 |
| 5. Bob Dandridge..... | 1,533 |

FIELD GOALS

| | |
|-----------------------|-----|
| 1. Elvin Hayes..... | 806 |
| 2. Wes Unseld..... | 522 |
| 3. Phil Chenier..... | 438 |
| 4. Bob Dandridge..... | 346 |
| 5. Kevin Grevey..... | 304 |

FIELD GOAL PERCENTAGE

| (Min. 100 Attempts) | FGM | FGA | PCT |
|---------------------------------|-----|------|------|
| 1. Brendan Haywood | 85 | 145 | .586 |
| 2. Wes Unseld..... | 513 | 1040 | .493 |
| 3. Antonio Daniels..... | 59 | 121 | .487 |
| 4. Don Ohl..... | 134 | 275 | .487 |
| 5. Bob Dandridge..... | 346 | 727 | .476 |

FREE THROWS

| | |
|----------------------|-----|
| 1. Elvin Hayes..... | 385 |
| 2. Wes Unseld..... | 234 |
| 3. Phil Chenier..... | 212 |
| 4. Earl Monroe..... | 180 |
| 5. Jack Marin..... | 153 |

FREE THROW PERCENTAGE

| (Min. 40 Made) | FT | FTA | Pct |
|------------------------------|-----|-----|------|
| 1. Frank Johnson..... | 46 | 50 | .920 |
| 2. Antonio Daniels..... | 53 | 60 | .883 |
| 3. Caron Butler | 51 | 60 | .850 |
| 4. Phil Chenier..... | 212 | 251 | .845 |
| 5. Jeff Malone..... | 75 | 90 | .833 |

3-POINT FIELD GOALS MADE

| | |
|-----------------------------------|----|
| 1. Gilbert Arenas | 43 |
| 1. Antawn Jamison | 43 |
| 2. DeShawn Stevenson | 17 |
| 3. Juan Dixon..... | 11 |
| 4. Kevin Grevey..... | 9 |

3-POINT FIELD GOALS ATTEMPTED

| | |
|-----------------------------------|-----|
| 1. Gilbert Arenas | 135 |
| 2. Antawn Jamison | 117 |
| 3. DeShawn Stevenson | 55 |
| 4. Caron Butler | 35 |
| 5. Juan Dixon..... | 34 |

REBOUNDS

| | |
|-----------------------|-------|
| 1. Wes Unseld..... | 1,777 |
| 2. Elvin Hayes..... | 1,131 |
| 3. Gus Johnson..... | 330 |
| 4. Greg Ballard..... | 286 |
| 5. Bob Dandridge..... | 263 |

REBOUND AVERAGE

| (Min. 10 Games) | G | Reb | Avg |
|-----------------------|-----|------|------|
| 1. Walt Bellamy..... | 10 | 151 | 15.1 |
| 2. Wes Unseld..... | 119 | 1777 | 14.9 |
| 3. Elvin Hayes..... | 87 | 1131 | 13.0 |
| 4. Bailey Howell..... | 12 | 135 | 11.3 |
| 5. Jeff Ruland..... | 15 | 151 | 10.1 |

ASSISTS

| | |
|-----------------------|-----|
| 1. Wes Unseld..... | 453 |
| 2. Tom Henderson..... | 276 |
| 3. Bob Dandridge..... | 179 |
| 4. Elvin Hayes..... | 177 |
| 5. Kevin Porter..... | 174 |

ASSISTS AVERAGE

| (Min. 75 Assists) | G | Ast | Avg |
|--------------------------------|----|-----|-----|
| 1. Kevin Porter..... | 28 | 174 | 5.8 |
| 2. Tom Henderson..... | 49 | 276 | 5.6 |
| 3. Antonio Daniels..... | 16 | 85 | 5.3 |
| 4. Gilbert Arenas | 20 | 105 | 5.3 |
| 5. Archie Clark..... | 18 | 88 | 4.9 |



WIZARDS INDIVIDUAL SINGLE GAME HIGHS (PLAYOFFS)

| | | | | |
|---|----|--|--|--|
| Points | 46 | Elvin Hayes | vs Buffalo | April 20, 1975 |
| Field Goals Made | 19 | Elvin Hayes Elvin Hayes | vs New York vs Buffalo | March 29, 1974 April 20, 1975 |
| Field Goals Attempted | 35 | Earl Monroe | vs New York | March 27, 1969 |
| Most Field Goals Made Without a Miss | 8 | Tom Kozelko | vs New York | April 12, 1974 |
| Free Throws Made | 15 | Jeff Ruland | vs Boston | May 5, 1982 (2 OT) |
| Free Throws Attempted | 19 | Gilbert Arenas | vs Miami | May 14, 2005 |
| Most Free Throws Made Without a Miss | 11 | Phil Chenier | vs New York | March 31, 1974 |
| Three-Point Field Goals Made | 6 | Gilbert Arenas | vs Cleveland | May 3, 2006 (OT) |
| Three-Point Field Goals Attempted | 12 | Gilbert Arenas | vs Chicago | April 27, 2005 |
| Most Three-Point Field Goals Made Without a Miss | 4 | Kevin Grevey | vs New Jersey | April 23, 1982 |
| Consecutive Games with a Three-Point Field Goal Made | 13 | Antawn Jamison | April 30, 2006-May 2, 2008 | |
| Rebounds | 34 | Wes Unseld | vs New York | March 29, 1970 |
| Offensive Rebounds | 11 | Elvin Hayes Wes Unseld Elvin Hayes | vs San Antonio vs San Antonio vs Seattle | April 16, 1978 May 11, 1979 May 27, 1979 |
| Defensive Rebounds | 19 | Elvin Hayes | vs Cleveland | April 15, 1977 |
| Assists | 14 | Gilbert Arenas | vs Miami | May 12, 2005 |
| Steals | 6 | Elvin Hayes Gilbert Arenas | vs Atlanta vs Miami | April 24, 1979 May 8, 2005 |
| Blocks | 9 | Manute Bol | vs Philadelphia | April 18, 1986 |
| Turnovers | 8 | Wes Unseld Jeff Ruland | vs Atlanta vs Philadelphia | April 14, 1978 (OT) April 17, 1985 |
| Minutes Played | 54 | Earl Monroe | vs New York | March 26, 1970 (2 OT) |



OPPONENT INDIVIDUAL SINGLE GAME HIGHS (PLAYOFFS)

| | | | | |
|---|----|---------------------------------|----------------------------|--------------------------------|
| Points | 55 | Michael Jordan | Chicago | April 27, 1997 |
| Field Goals Made | 22 | Michael Jordan | Chicago | April 27, 1997 |
| Field Goals Attempted | 43 | Jerry West | Los Angeles | April 9, 1965 |
| Most Field Goals Made Without a Miss | 5 | Gene Wiley Dennis Rodman | Los Angeles Detroit | April 9, 1965 May 8, 1988 |
| Free Throws Made | 20 | Jerry West | Los Angeles | April 5, 1965 |
| Free Throws Attempted | 21 | Jerry West Jerry West | Los Angeles Los Angeles | April 3, 1965 April 5, 1965 |
| Most Free Throws Made Without a Miss | 10 | Michael Jordan LeBron James | Chicago Cleveland | April 27, 1997 May 2, 2008 |
| Three-Point Field Goals Made | 7 | LeBron James | Cleveland | April 30, 2006 |
| Three-Point Field Goals Attempted | 13 | Damon Jones Wally Szczerbiak | Miami Cleveland | May 14, 2005 May 2, 2008 |
| Most Three-Point Field Goals Made Without a Miss | 5 | Kirk Hinrich | Chicago | April 27, 2005 |
| Rebounds | 36 | Willis Reed | New York | April 2, 1970 |
| Offensive Rebounds | 15 | Moses Malone | Houston | April 21, 1977 (OT) |
| Defensive Rebounds | 17 | Paul Silas | Boston | May 3, 1975 |
| Assists | 17 | Walt Frazier | New York | March 30, 1969 |
| Steals | 6 | Moses Malone | Philadelphia | April 17, 1985 |
| Blocks | 8 | Caldwell Jones | Philadelphia | May 3, 1978 |
| Turnovers | 10 | LeBron James | Cleveland | April 25, 2006 |
| Minutes Played | 55 | Walt Frazier | New York | March 26, 1970 (2 OT) |



WIZARDS SINGLE GAME TEAM HIGHS (PLAYOFFS)

| | | | |
|--|------|---|---|
| Points | 131 | vs St Louis | March 27, 1965 |
| Points in a Quarter | 43 | vs Philadelphia | April 4, 1971 (2nd quarter) |
| Points in a Half | 77 | vs St Louis | March 27, 1965 (2nd half) |
| Points in Overtime | 16 | vs Detroit | May 2, 1988 |
| Field Goals Made | 50 | vs St Louis vs Philadelphia vs San Antonio vs San Antonio vs Philadelphia | March 27, 1965 March 26, 1971 April 18, 1978 April 21, 1978 May 7, 1978 |
| Field Goals Attempted | 112 | vs Los Angeles vs Milwaukee vs Philadelphia | April 7, 1965 April 30, 1971 April 30, 1978 (OT) |
| Free Throws Made | 44 | vs Philadelphia | March 30, 1971 |
| Free Throws Attempted | 59 | vs Philadelphia | March 30, 1971 |
| Free Throws Made Without a Miss | None | | |
| Three-Point Field Goals Made | 9 | vs Cleveland | May 3, 2006 (OT) |
| Three-Point Field Goals Attempted | 25 | vs Chicago | April 27, 2005 |
| Rebounds | 76 | vs Los Angeles | April 7, 1965 |
| Offensive Rebounds | 29 | vs Atlanta | April 26, 1979 |
| Defensive Rebounds | 44 | vs Seattle | June 4, 1978 |
| Assists | 34 | vs Philadelphia | May 7, 1978 |
| Steals | 14 | vs Golden State | May 23, 1975 |
| Blocks | 13 | vs Philadelphia | April 22, 1986 |
| Turnovers | 29 | vs New York vs Golden State | April 9, 1971 May 25, 1975 |



WIZARDS

WIZARDS SINGLE GAME TEAM LOWS (PLAYOFFS)

| | | | |
|--|----|--|---|
| Points | 76 | vs Cleveland | April 17, 1976 |
| Points in a Quarter | 10 | vs New York vs Boston | April 12, 1974 (3rd quarter) May 3, 1975 (3rd quarter) |
| Points in a Half | 30 | vs New York vs Seattle | April 12, 1974 (2nd half) May 24, 1979 (2nd half) |
| Points in Overtime | 6 | vs New York vs Cleveland | April 5, 1974 May 5, 2006 |
| Field Goals Made | 26 | vs Detroit | May 8, 1988 |
| Field Goals Attempted | 67 | vs Chicago vs Chicago | April 25, 1997 April 30, 1997 |
| Free Throws Made | 6 | vs New York | April 4, 1973 |
| Free Throws Attempted | 10 | vs New York vs Boston | April 4, 1973 April 17, 1984 |
| Three-Point Field Goals Made | 0 | Many times. vs Detroit | Last: May 4, 1988 |
| Three-Point Field Goals Attempted | 0 | Many times. vs Detroit | Last: May 4, 1988 |
| Rebounds | 29 | vs Philadelphia vs Philadelphia vs Miami | April 26, 1985 April 18, 1986 May 12, 2005 |
| Offensive Rebounds | 5 | vs Cleveland | April 24, 2008 |
| Defensive Rebounds | 18 | vs Philadelphia | April 26, 1985 |
| Assists | 7 | vs New York | April 16, 1971 |
| Turnovers | 5 | vs Cleveland | April 25, 2007 |



OPPONENT SINGLE GAME TEAM HIGHS (PLAYOFFS)

| | | | |
|--|------|------------------------------|---------------------------------------|
| Points | 134 | vs Philadelphia | April 27, 1986 |
| Points in a Quarter | 46 | vs St Louis | March 26, 1965 (4th quarter) |
| Points in a Half | 76 | vs Detroit | April 26, 1987 (1st half) |
| Points in Overtime | 16 | vs Houston | April 21, 1977 |
| Field Goals Made | 58 | vs Houston | April 21, 1977 (OT) |
| Field Goals Attempted | 115 | vs New York | March 26, 1970 (2 OT) |
| Free Throws Made | 40 | vs Philadelphia | May 5, 1978 |
| Free Throws Attempted | 55 | vs Philadelphia | May 5, 1978 |
| Free Throws Made Without a Miss | None | | |
| Three-Point Field Goals Made | 13 | vs Chicago vs Cleveland | May 4, 2005 April 27, 2008 |
| Three-Point Field Goals Attempted | 33 | vs Chicago | May 2, 2005 |
| Three-Point Field Goals Made Without a Miss | 2 | vs Boston vs Philadelphia | April 21, 1984 (OT) April 21, 1985 |
| Rebounds | 87 | vs New York | April 2, 1970 |
| Offensive Rebounds | 27 | vs Seattle | June 7, 1978 |
| Defensive Rebounds | 45 | vs Detroit | April 26, 1987 |
| Assists | 38 | vs Philadelphia | April 27, 1986 |
| Steals | 17 | vs Golden State | May 23, 1975 |
| Blocks | 15 | vs Philadelphia vs Boston | May 3, 1978 May 1, 1982 |
| Turnovers | 31 | vs Golden State | May 25, 1975 |



WIZARDS

OPPONENT SINGLE GAME TEAM LOWS (PLAYOFFS)

| | | | |
|--|----|--|--|
| Points | 72 | vs Cleveland | April 24, 2008 |
| Points in a Quarter | 12 | vs Cleveland vs Miami | April 15, 1976 (2nd quarter) May 14, 2005 (4th quarter) |
| Points in a Half | 33 | vs Cleveland | April 24, 2008 (1st half) |
| Points in Overtime | 6 | vs New York | March 31, 1972 |
| Field Goals Made | 27 | vs Cleveland | April 30, 2008 |
| Field Goals Attempted | 66 | vs Miami | May 10, 2005 |
| Free Throws Made | 3 | vs Houston | April 19, 1977 |
| Free Throws Attempted | 6 | vs Houston | April 19, 1977 |
| Three-Point Field Goals Made | 0 | Many times. vs Detroit | Last: May 8, 1988 |
| Three-Point Field Goals Attempted | 0 | vs Philadelphia | April 26, 1985 |
| Rebounds | 30 | vs New York | March 29, 1970 |
| Offensive Rebounds | 5 | vs New York | April 10, 1974 |
| Defensive Rebounds | 18 | vs Chicago | April 30, 1997 |
| Assists | 10 | vs St Louis vs Boston | March 30, 1965 May 2, 1982 (OT) |
| Steals | 2 | vs Cleveland | April 25, 2007 |
| Blocks | 0 | vs Boston vs Philadelphia vs Detroit | May 11, 1975 May 7, 1978 April 29, 1987 |
| Turnovers | 7 | vs Boston vs Cleveland | April 17, 1984 May 2, 2008 |



TWO TEAMS COMBINED HIGHS

| | | | |
|--|-----|------------------------------|-----------------------------------|
| Points | 301 | vs Detroit | February 6, 1970 (2 OT) |
| Points in a Quarter | 89 | vs Denver | December 29, 1990 (4th quarter) |
| Points in a Half | 165 | vs Los Angeles | February 6, 1972 (2nd half) |
| Points in Overtime | 38 | vs Cleveland | December 21, 1992 |
| Field Goals Made | 123 | vs Denver | December 29, 1990 |
| Field Goals Attempted | 253 | vs Cincinnati | December 22, 1965 (OT) |
| Free Throws Made | 80 | vs Golden State | February 5, 1990 |
| Free Throws Attempted | 107 | vs New York | November 18, 1965 |
| Three-Point Field Goals Made | 31 | vs Miami | April 4, 2008 |
| Three-Point Field Goals Attempted | 60 | vs Miami | December 15, 2006 |
| Rebounds | 160 | vs Syracuse | February 6, 1962 |
| Assists | 76 | vs San Antonio | November 9, 1979 |
| Steals | 35 | vs Milwaukee vs Milwaukee | December 3, 1992 April 2, 1994 |
| Blocks | 31 | vs Indiana | February 26, 1987 |
| Turnovers | 62 | vs Cleveland | December 30, 1974 |

TWO TEAMS COMBINED LOWS

| | | | |
|--|-----|------------------------------------|-------------------------------------|
| Points | 142 | vs Toronto | October 30, 2002 |
| Points in a Quarter | 22 | vs Orlando | January 6, 2009 (2nd quarter) |
| Points in a Half | 57 | vs Chicago | January 5, 2000 (2nd half) |
| Points in Overtime | 6 | vs Philadelphia vs Philadelphia | November 15, 1975 March 24, 1990 |
| Field Goals Made | 53 | vs Indiana | April 3, 2005 |
| Field Goals Attempted | 129 | vs New York | December 27, 2000 |
| Free Throws Made | 14 | vs Vancouver | January 27, 1996 |
| Free Throws Attempted | 20 | vs Detroit | December 16, 1993 |
| Three-Point Field Goals Made | 0 | Many times. vs New Jersey | Last: April 18, 1991 |
| Three-Point Field Goals Attempted | 0 | Many times. vs Chicago | Last: March 16, 1988 |
| Rebounds | 56 | vs San Diego | March 19, 1982 |
| Assists | 11 | vs Boston | October 16, 1963 |
| Turnovers | 12 | vs Chicago | March 23, 2009 |



WIZARDS

INDIVIDUAL TOP SCORING GAMES

| | |
|----------|---|
| 60 | Gilbert Arenas*, 12/17/06, at LAL |
| 56 | Earl Monroe*, 2/13/68, vs LAL |
| 54 | Gilbert Arenas*, 12/22/06, at PHO |
| 53 | Phil Chenier, 12/6/72, vs POR |
| 52 | Bernard King, 12/29/90, vs DEN |
| 51 | Gilbert Arenas, 1/15/07, vs UTA Michael Jordan, 12/29/01, vs CHA |
| 50 | Tracy Murray, 2/10/98, at G.S. Bernard King, 3/6/91, vs UTA Moses Malone, 4/8/87, at NJ |
| 49 (2x) | last: Bernard King, 1/31/91, at NY |
| 48 (4x) | last: Antawn Jamison, 4/17/07, vs ORL |
| 47 (5x) | last: Gilbert Arenas, 12/30/05, vs MIA |
| 46 (7x) | last: Gilbert Arenas, 2/25/06, vs NY |
| 45 (13x) | last: Gilbert Arenas, 11/18/06, vs CLE |
| 44 (14x) | last: Gilbert Arenas, 11/4/06, vs BOS |
| 43 (22x) | last: Gilbert Arenas, 2/22/07, vs SAC |
| 42 (12x) | last: Gilbert Arenas, 3/21/07, at SEA |
| 41 (13x) | last: Antawn Jamison, 11/24/07, at MEM |
| 40 (22x) | last: Caron Butler, 1/27/08, at MIL |

*denotes overtime game

FRANCHISE HIGH GAMES

TEAM HIGH/LOW SCORING

| Pts | Date | Opponent | Score |
|-----|----------|---------------|---------|
| 161 | 12/29/90 | Denver | 161-133 |
| 156 | 11/24/70 | Portland | 156-104 |
| | 3/1/68 | at San Diego | 156-114 |
| 153 | 2/6/70 | Detroit | 153-148 |
| 151 | 3/3/65 | Cincinnati | 151-108 |
| 147 | 12/17/06 | LA Lakers | 147-141 |
| | 12/27/69 | San Francisco | 147-112 |
| | 3/17/68 | at Boston | 147-139 |
| | 2/16/68 | Seattle | 147-118 |
| 146 | 1/6/78 | Indiana | 146-114 |

FRANCHISE LOW GAMES

| Pts | Date | Opponent | Score |
|---------|---------------|---------------|--------|
| 65 | 12/13/02 | at New Jersey | 65-79 |
| 66 | 1/5/00 | at Chicago | 66-77 |
| 67 | 2/21/09 | San Antonio | 67-98 |
| | 1/16/02 | at New Jersey | 67-111 |
| 68 | 4/15/07 | Chicago | 68-101 |
| | 10/30/02 | at Toronto | 68-74 |
| 69 | 2/26/08 | at Houston | 69-94 |
| | 3/26/93 | Houston | 69-90 |
| 70 | 12/23/00 | at Portland | 70-87 |
| 71 (5x) | last: 1/28/09 | at Miami | 71-93 |

OPPONENT HIGH GAMES

| Pts | Date | Opponent | Score |
|-----|----------|--------------|---------|
| 153 | 11/27/70 | at Boston | 107-153 |
| | 2/21/62 | Cincinnati | 125-153 |
| 151 | 2/6/72 | LA Lakers | 127-151 |
| | 1/10/71 | at Milwaukee | 99-151 |
| 150 | 11/25/92 | at Boston | 112-150 |
| | 12/11/65 | at New York | 127-150 |
| 149 | 2/24/67 | Philadelphia | 118-149 |
| 148 | 2/6/70 | Detroit | 153-148 |
| | 12/5/67 | at New York | 117-148 |
| | 2/11/62 | at Boston | 115-148 |

OPPONENT LOW GAMES

| Pts | Date | Opponent | Score |
|-----|----------|-------------|--------|
| 60 | 11/7/03 | Toronto | 86-60 |
| 65 | 11/16/02 | Miami | 95-65 |
| 68 | 12/1/04 | New Jersey | 95-68 |
| 69 | 12/12/04 | New Orleans | 88-69 |
| | 10/31/02 | Boston | 114-69 |
| | 1/19/02 | at Chicago | 77-69 |
| 70 | 3/3/04 | Toronto | 84-70 |
| | 4/16/99 | Chicago | 87-70 |
| 72 | 1/11/06 | Atlanta | 103-72 |
| 73 | 3/31/99 | Orlando | 84-73 |



RECORD STREAKS

| | | |
|---------|---|--------------------------|
| 9 (4x) | Longest Winning Streak | last: 12/6/01 - 12/22/01 |
| 22 | Home Winning Streak | 11/27/74 - 3/5/75 |
| 8 | Road Winning Streak | 11/14/78 - 12/20/78 |
| 2 (7x) | Consecutive OT Games | last: 1/27/08 - 1/29/08 |
| 5 | Consecutive OT Wins | 12/12/85 - 3/14/87 |
| 3 (3x) | Consecutive OT Losses | last: 3/16/04 - 4/10/04 |
| 48 (2x) | Consecutive 100+ Pt. Games | 2/8/66 - 12/13/67 |
| 36 | Consecutive 100+ Pt. Games Single Season | 11/16/07 - 12/27/08 |
| 13 (2x) | Longest Losing Streak | last: 3/13/95 - 4/13/95 |
| 8 | Home Losing Streak | last: 12/17/66 - 1/8/67 |
| 15 | Road Losing Streak | last: 12/23/99 - 2/20/00 |

TOP MARGINS

TOP MARGINS OF VICTORY

| Pts | Score | Opponent | Date |
|-----|---------|---------------------------|------------|
| 52 | 156-104 | vs Portland Trail Blazers | 11/24/70 |
| 49 | 143-94 | at New Jersey Nets | 11/17/78 |
| 45 | 114-69 | vs Boston Celtics | 10/31/2002 |
| 42 | 142-100 | vs Boston Celtics | 4/17/94 |
| | 156-114 | at San Diego Rockets | 3/1/68 |
| 41 | 137-96 | vs Seattle Supersonics | 11/11/05 |
| 40 | 143-103 | vs Portland Trail Blazers | 11/7/78 |
| | 132-92 | vs Boston Celtics | 2/27/66 |
| 37 | 118-81 | vs Kansas City Kings | 11/13/74 |
| 36 | 124-88 | at Buffalo Braves | 11/21/72 |

TOP MARGINS OF DEFEAT

| Pts | Score | Opponent | Date |
|---------|---------|--------------------------|----------|
| 52 | 99-151 | at Milwaukee Bucks | 1/10/71 |
| 46 | 107-153 | at Boston Celtics | 11/27/70 |
| 45 | 79-124 | at New Jersey Nets | 1/9/93 |
| 44 | 67-111 | at New Jersey Nets | 1/16/02 |
| | 100-144 | at St. Louis Hawks | 2/12/65 |
| 42 | 87-129 | at Utah Jazz | 3/31/07 |
| | 79-121 | at New Jersey Nets | 3/10/87 |
| 40 | 71-111 | vs Golden State Warriors | 11/22/75 |
| 39 (3x) | 83-122 | at Toronto Raptors | 1/30/08 |
| | 92-131 | at Cleveland Cavaliers | 11/10/92 |
| | 104-143 | at Philadelphia 76ers | 11/12/76 |



WIZARDS

2009
2010

FRANCHISE HISTORY



WWW.WASHINGTONWIZARDS.COM

ALL-TIME FRANCHISE RESULTS

MONTH-BY-MONTH

| | OCT. | NOV. | DEC. | JAN. | FEB. | MAR. | APR. | MAY | TOT. |
|---------------|---------------|----------------|----------------|----------------|----------------|----------------|----------------|------------|------------------|
| 1961-62 | 1-3 | 2-10 | 5-12 | 2-17 | 6-14 | 2-6 | — | — | 18-62 |
| 1962-63 | 2-4 | 4-12 | 7-11 | 5-11 | 3-12 | 4-5 | — | — | 25-55 |
| 1963-64 | 2-5 | 3-7 | 6-10 | 10-8 | 8-9 | 2-10 | — | — | 31-49 |
| 1964-65 | 4-5 | 6-6 | 6-8 | 8-8 | 7-10 | 6-6 | — | — | 37-43 |
| 1965-66 | 2-6 | 9-9 | 8-4 | 6-12 | 8-5 | 5-6 | — | — | 38-42 |
| 1966-67 | 1-7 | 3-13 | 4-11 | 4-13 | 6-9 | 2-8 | — | — | 20-61 |
| 1967-68 | 3-4 | 5-7 | 6-9 | 8-11 | 9-8 | 5-7 | — | — | 36-46 |
| 1968-69 | 7-3 | 10-3 | 11-4 | 9-5 | 13-3 | 7-7 | — | — | 57-25 |
| 1969-70 | 4-4 | 12-3 | 8-8 | 10-7 | 9-6 | 7-4 | — | — | 50-32 |
| 1970-71 | 6-3 | 8-8 | 7-5 | 11-6 | 6-9 | 4-9 | — | — | 42-40 |
| 1971-72 | 2-6 | 8-7 | 5-9 | 9-5 | 5-12 | 9-5 | — | — | 38-44 |
| 1972-73 | 4-5 | 7-7 | 10-4 | 12-2 | 9-6 | 10-6 | — | — | 52-30 |
| 1973-74 | 3-5 | 8-4 | 9-6 | 7-8 | 11-6 | 9-6 | — | — | 47-35 |
| 1974-75 | 7-1 | 9-5 | 10-3 | 10-4 | 11-4 | 9-4 | 4-1 | — | 60-22 |
| 1975-76 | 1-0 | 6-8 | 9-7 | 11-6 | 11-4 | 8-6 | 2-3 | — | 48-34 |
| 1976-77 | 1-4 | 6-8 | 8-5 | 12-2 | 9-5 | 8-8 | 4-2 | — | 48-34 |
| 1977-78 | 1-3 | 9-4 | 10-6 | 6-8 | 5-8 | 10-7 | 3-2 | — | 44-38 |
| 1978-79 | 4-5 | 11-2 | 9-5 | 10-3 | 8-4 | 9-6 | 3-3 | — | 54-28 |
| 1979-80 | 2-5 | 7-7 | 6-7 | 8-10 | 6-6 | 10-8 | — | — | 39-43 |
| 1980-81 | 2-8 | 8-6 | 6-8 | 10-6 | 5-8 | 8-7 | — | — | 39-43 |
| 1981-82 | 0-1 | 4-9 | 8-6 | 10-4 | 5-8 | 10-7 | 6-4 | — | 43-39 |
| 1982-83 | 1-1 | 6-7 | 9-5 | 4-11 | 5-6 | 11-6 | 6-4 | — | 42-40 |
| 1983-84 | 0-2 | 6-8 | 9-4 | 5-11 | 7-7 | 5-11 | 3-4 | — | 35-47 |
| 1984-85 | 2-2 | 9-5 | 8-6 | 8-7 | 3-9 | 7-8 | 3-5 | — | 40-42 |
| 1985-86 | 2-1 | 5-9 | 8-5 | 8-8 | 5-9 | 7-8 | 4-3 | — | 39-43 |
| 1986-87 | 0-1 | 7-7 | 7-7 | 8-6 | 9-4 | 5-10 | 6-5 | — | 42-40 |
| 1987-88 | — | 4-8 | 4-9 | 9-6 | 5-9 | 8-7 | 8-5 | — | 38-44 |
| 1988-89 | — | 4-7 | 4-11 | 8-6 | 6-7 | 11-6 | 7-5 | — | 40-42 |
| 1989-90 | — | 7-9 | 5-7 | 3-13 | 7-6 | 5-9 | 4-7 | — | 31-51 |
| 1990-91 | — | 4-10 | 7-7 | 9-7 | 2-10 | 4-11 | 4-7 | — | 30-52 |
| 1991-92 | — | 6-9 | 5-9 | 3-11 | 4-10 | 5-10 | 2-8 | — | 25-57 |
| 1992-93 | — | 4-9 | 4-11 | 4-9 | 4-9 | 4-11 | 2-11 | — | 22-60 |
| 1993-94 | — | 6-6 | 2-14 | 6-7 | 2-12 | 3-11 | 5-8 | — | 24-58 |
| 1994-95 | — | 4-7 | 3-12 | 4-10 | 2-12 | 5-11 | 3-9 | — | 21-61 |
| 1995-96 | — | 5-8 | 10-5 | 6-8 | 3-11 | 9-7 | 6-4 | — | 39-43 |
| 1996-97 | — | 7-8 | 8-6 | 7-8 | 3-9 | 11-4 | 8-3 | — | 44-38 |
| 1997-98 | 0-1 | 5-10 | 11-5 | 7-7 | 6-6 | 7-7 | 6-4 | — | 42-40 |
| 1998-99 | — | — | — | — | 4-7 | 9-10 | 4-13 | 1-2 | 18-32 |
| 1999-00 | -- | 5-10 | 5-10 | 4-10 | 2-10 | 10-7 | 3-6 | — | 29-53 |
| 2000-01 | 0-1 | 4-11 | 2-13 | 6-10 | 1-10 | 5-10 | 1-8 | — | 19-63 |
| 2001-02 | 0-1 | 5-9 | 11-4 | 6-7 | 5-8 | 7-10 | 3-6 | — | 37-45 |
| 2002-03 | 1-1 | 5-9 | 8-7 | 8-8 | 6-4 | 6-10 | 3-6 | — | 37-45 |
| 2003-04 | 1-1 | 5-9 | 2-11 | 6-10 | 4-8 | 5-13 | 2-5 | — | 25-57 |
| 2004-05 | -- | 7-5 | 8-8 | 11-4 | 5-7 | 9-6 | 5-7 | — | 45-37 |
| 2005-06 | -- | 7-7 | 5-9 | 9-6 | 8-4 | 8-8 | 5-6 | — | 42-40 |
| 2006-07 | -- | 5-9 | 12-4 | 10-5 | 4-7 | 7-8 | 3-8 | — | 41-41 |
| 2007-08 | 0-1 | 7-8 | 8-5 | 9-6 | 4-10 | 10-6 | 5-3 | — | 43-39 |
| 2008-09 | 0-1 | 2-11 | 4-12 | 4-13 | 4-8 | 3-13 | 2-5 | — | 19-63 |
| TOTALS | 66-101 | 286-360 | 327-354 | 350-369 | 280-375 | 330-376 | 135-180 | 1-2 | 1775-2118 |
| | .395 | .443 | .480 | .487 | .427 | .467 | .429 | .333 | .456 |

OWNERSHIP/
WASHINGTON SPORTS

BASKETBALL
OPERATIONS

PLAYERS

08/09 SEASON IN
REVIEW

FRANCHISE
RECORDS

FRANCHISE
HISTORY

NBA

MEDIA INFORMATION



ALL-TIME PLAYOFF RESULTS

1964-65 (5-5)

Western Div. Semifinals

Mar. 24 at **St. Louis**
Mar. 26 at **St. Louis**
Mar. 27 at **Baltimore**
Mar. 30 at **Baltimore**

Western Div. Finals

Apr. 3 at **Los Angeles**
Apr. 5 at **Los Angeles**
Apr. 7 at **Baltimore**
Apr. 9 at **Baltimore**
Apr. 11 at **Los Angeles**
Apr. 13 at **Baltimore**

1965-66 (0-3)

Western Div. Semifinals

Mar. 24 at **Baltimore**
Mar. 27 at **Baltimore**
Mar. 30 at **St. Louis**

1968-69 (0-4)

Eastern Div. Semifinals

Mar. 27 at **Baltimore**
Mar. 29 at **New York**
Mar. 30 at **Baltimore**
Apr. 2 at **New York**

1969-70 (3-4)

Eastern Div. Semifinals

Mar. 26 at **New York****
Mar. 27 at **Baltimore**
Mar. 29 at **New York**
Mar. 31 at **Baltimore**
Apr. 2 at **New York**
Apr. 5 at **Baltimore**
Apr. 6 at **New York**

1970-71 (8-10)

Eastern Conf. Semifinals

Mar. 24 at **Baltimore**
Mar. 26 at **Philadelphia**
Mar. 28 at **Baltimore**
Mar. 30 at **Philadelphia**
Apr. 1 at **Baltimore**
Apr. 3 at **Philadelphia**
Apr. 4 at **Baltimore**

Eastern Conf. Finals

Apr. 6 at **New York**
Apr. 9 at **New York**
Apr. 11 at **Baltimore**
Apr. 14 at **Baltimore**
Apr. 16 at **New York**
Apr. 18 at **Baltimore**
Apr. 19 at **New York**

World Championship

Apr. 21 at **Milwaukee**
Apr. 25 at **Baltimore**
Apr. 28 at **Milwaukee**
Apr. 30 at **Baltimore**

1971-72 (2-4)

Eastern Conf. Semifinals

Mar. 31 at **Baltimore***
Apr. 2 at **New York**
Apr. 4 at **Baltimore**
Apr. 6 at **New York**
Apr. 9 at **Baltimore**
Apr. 11 at **New York**

Won 3-1

108-105
105-129
131-99
109-103

Lost 2-4

115-121
115-118
122-115
114-112
112-120
115-117

Lost 0-3

111-113
100-105
112-121

Lost 0-4

101-113
91-107
116-119
108-115

Lost 3-4

117-120
99-106
127-113
102-92
80-101
96-87
114-127

Won 4-3

112-126
119-107
111-103
120-105
103-104
94-98
128-120

Won 4-3

111-112
88-107
114-88
101-80
84-89
113-96
93-91

Lost 0-4

88-98
83-102
99-107
106-118

Lost 2-4

108-105
88-110
104-103
98-104
82-106
101-107

1972-73 (1-4)

Eastern Conf. Semifinals

Mar. 30 at **New York**
Apr. 1 at **New York**
Apr. 4 at **Baltimore**
Apr. 6 at **Baltimore**
Apr. 8 at **New York**

Lost 1-4

83-95
103-123
96-103
97-89
99-109

1973-74 (3-4)

Eastern Conf. Semifinals

Mar. 29 at **New York**
Mar. 31 at **Capital**
Apr. 2 at **New York**
Apr. 5 at **Capital***
Apr. 7 at **New York**
Apr. 10 at **Capital**
Apr. 12 at **New York**

Lost 3-4

91-102
99-87
88-79
93-101
105-106
109-92
81-91

1974-75 (8-9)

Eastern Conf. Semifinals

Apr. 10 at **Washington**
Apr. 12 at **Buffalo**
Apr. 16 at **Washington**
Apr. 18 at **Buffalo**
Apr. 20 at **Washington**
Apr. 23 at **Buffalo**
Apr. 25 at **Washington**

Won 4-3

102-113
120-106
111-96
102-108
97-93
96-102
115-96

Eastern Conf. Finals

Apr. 27 at **Boston**
Apr. 30 at **Washington**
May 3 at **Boston**
May 7 at **Washington**
May 9 at **Boston**
May 11 at **Washington**

Won 4-2

100-95
117-92
90-101
119-108
99-103
98-92

World Championship

May 18 at **Washington**
May 20 at **Golden State**
May 23 at **Golden State**
May 25 at **Washington**

Lost 0-4

95-101
91-92
101-109
95-96

1975-76 (3-4)

Eastern Conf. Semifinals

Apr. 13 at **Cleveland**
Apr. 15 at **Washington**
Apr. 17 at **Cleveland**
Apr. 21 at **Washington**
Apr. 22 at **Cleveland**
Apr. 26 at **Washington***
Apr. 29 at **Cleveland**

Lost 3-4

100-95
79-80
76-88
109-98
91-92
102-98
85-87

1976-77 (4-5)

Eastern Conf. First Round

Apr. 13 at **Washington**
Apr. 15 at **Cleveland**
Apr. 17 at **Washington**

Won 2-1

109-100
83-91
103-98

Eastern Conf. Semifinals

Apr. 19 at **Houston**
Apr. 21 at **Houston***
Apr. 24 at **Washington**
Apr. 26 at **Washington**
Apr. 29 at **Houston**
May 1 at **Washington**

Lost 2-4

111-101
118-124
93-90
103-107
115-123
103-108

* Overtime



ALL-TIME PLAYOFF RESULTS

1977-78 (14-7)

Eastern Conf. First Round

Apr. 12 at Washington
Apr. 14 at Atlanta*

Eastern Conf. Semifinals

Apr. 16 at San Antonio
Apr. 18 at San Antonio
Apr. 21 at Washington
Apr. 23 at Washington
Apr. 25 at San Antonio
Apr. 28 at Washington

Eastern Conf. Finals

Apr. 30 at Philadelphia
May 3 at Philadelphia
May 5 at Washington
May 7 at Washington
May 10 at Philadelphia
May 12 at Washington

World Championship

May 21 at Seattle
May 25 at Washington
May 28 at Washington
May 30 at Seattle*
June 2 at Seattle
June 4 at Washington
June 7 at Seattle

1978-79 (9-10)

Eastern Conf. Semifinals

Apr. 15 at Washington
Apr. 17 at Washington
Apr. 20 at Atlanta
Apr. 22 at Atlanta*
Apr. 24 at Washington
Apr. 26 at Atlanta
Apr. 29 at Washington

Eastern Conf. Finals

May 4 at Washington
May 6 at Washington
May 9 at San Antonio
May 11 at San Antonio
May 13 at Washington
May 16 at San Antonio
May 18 at Washington

World Championship

May 20 at Washington
May 24 at Washington
May 27 at Seattle
May 29 at Seattle*
June 1 at Washington

1979-80 (0-2)

Eastern Conf. First Round

Apr. 2 at Philadelphia
Apr. 4 at Washington

1981-82 (3-4)

Eastern Conf. First Round

Apr. 20 at New Jersey
Apr. 23 at Washington

Eastern Conf. Semifinals

Apr. 25 at Boston
Apr. 28 at Boston
May 1 at Washington
May 2 at Washington*
May 5 at Boston**

1983-84 (1-3)

Eastern Conf. First Round

Apr. 17 at Boston
Apr. 19 at Boston
Apr. 21 at Washington*
Apr. 24 at Washington

Won 2-0

103-94
107-103

Won 4-2

103-114
121-117
118-105
98-95
105-116
103-100

Won 4-2

122-117
104-110
123-108
121-105
94-107
101-99

Won 4-3

102-106
106-98
92-93
120-116
94-98
117-82
105-99

Won 4-3

103-89
99-107
89-77
120-118
103-107
86-104
100-94

Won 4-3

97-118
115-95
114-116
102-118
107-103
108-100
107-105

Lost 1-4

99-97
82-92
95-105
112-114
93-97

Lost 0-2

96-111
104-112

Won 2-0

96-83
103-92

Lost 1-4

91-109
103-102
83-92
99-103
126-131

Lost 1-3

83-91
85-88
111-108
96-99

1984-85 (1-3)

Eastern Conf. First Round

Apr. 17 at Philadelphia
Apr. 21 at Philadelphia
Apr. 24 at Washington
Apr. 26 at Washington

1985-86 (2-3)

Eastern Conf. First Round

Apr. 18 at Philadelphia
Apr. 20 at Philadelphia
Apr. 22 at Washington
Apr. 24 at Washington
Apr. 27 at Philadelphia

1986-87 (0-3)

Eastern Conf. First Round

Apr. 24 at Detroit
Apr. 26 at Detroit
Apr. 29 at Washington

1987-88 (2-3)

Eastern Conf. First Round

Apr. 28 at Detroit
Apr. 30 at Detroit
May 2 at Washington*
May 4 at Washington
May 8 at Detroit

1996-97 (0-3)

Eastern Conf. First Round

Apr. 25 at Chicago
Apr. 27 at Chicago
Apr. 30 Chicago

2004-05 (4-6)

Eastern Conf. First Round

Apr. 24 at Chicago
Apr. 27 at Chicago
Apr. 30 at Washington
May 2 at Washington
May 4 at Chicago
May 6 at Washington

Eastern Conf. Semifinals

May 8 at Miami
May 10 at Miami
May 12 at Washington
May 14 at Washington

2005-06 (2-4)

Eastern Conf. First Round

Apr. 22 at Cleveland
Apr. 25 at Cleveland
Apr. 28 at Washington
Apr. 30 at Washington
May 3 at Cleveland*
May 5 at Washington*

2006-07 (0-4)

Eastern Conf. First Round

Apr. 22 at Cleveland
Apr. 25 at Cleveland
Apr. 28 at Washington
Apr. 30 at Washington

2007-08 (2-4)

Eastern Conf. First Round

Apr. 19 at Cleveland
Apr. 21 at Cleveland
Apr. 24 at Washington
Apr. 27 at Washington
Apr. 30 at Cleveland
May 2 at Washington

Lost 1-3
97-104
94-113
118-100
98-106

Lost 2-3
95-94
97-102
86-91
116-111
109-134

Lost 0-3
92-106
85-128
96-97

Lost 2-3
87-96
101-102
114-106
106-103
78-99

Lost 0-3
86-98
104-109
95-96

Won 4-2
94-103
103-113
117-99
106-99
112-110
94-91

Lost 0-4
86-105
102-108
95-102
95-99

Lost 2-4
86-97
89-84
96-97
106-96

120-121 (OT)
113-114 (OT)

Lost 0-4
82-97
102-109
92-98
90-97

86-93
86-116
108-72
97-100
88-87
88-105

*Overtime



WIZARDS

YEAR-BY-YEAR LEADERS

SCORING AVERAGE

| Season | Player | G | PTS | AVG |
|---------|------------------|----|-------|------|
| 1961-62 | Walt Bellamy | 79 | 2,495 | 31.6 |
| 1962-63 | Walt Bellamy | 80 | 2,233 | 27.9 |
| 1963-64 | Walt Bellamy | 80 | 2,159 | 27.0 |
| 1964-65 | Walt Bellamy | 80 | 1,981 | 24.8 |
| 1965-66 | Don Ohl | 73 | 1,502 | 20.6 |
| 1966-67 | Gus Johnson | 73 | 1,511 | 20.7 |
| 1967-68 | Earl Monroe | 82 | 1,991 | 24.3 |
| 1968-69 | Earl Monroe | 80 | 2,065 | 25.8 |
| 1969-70 | Earl Monroe | 82 | 1,922 | 23.4 |
| 1970-71 | Earl Monroe | 81 | 1,732 | 21.4 |
| 1971-72 | Archie Clark | 76 | 1,909 | 25.1 |
| 1972-73 | Elvin Hayes | 81 | 1,717 | 21.2 |
| 1973-74 | Phil Chenier | 76 | 1,668 | 21.9 |
| 1974-75 | Elvin Hayes | 82 | 1,887 | 23.0 |
| 1975-76 | Phil Chenier | 80 | 1,590 | 19.9 |
| 1976-77 | Elvin Hayes | 82 | 1,942 | 23.7 |
| 1977-78 | Elvin Hayes | 81 | 1,598 | 19.7 |
| 1978-79 | Elvin Hayes | 82 | 1,789 | 21.8 |
| 1979-80 | Elvin Hayes | 81 | 1,859 | 23.0 |
| 1980-81 | Elvin Hayes | 81 | 1,439 | 17.8 |
| 1981-82 | Greg Ballard | 79 | 1,486 | 18.8 |
| 1982-83 | Jeff Ruland | 79 | 1,536 | 19.4 |
| 1983-84 | Jeff Ruland | 75 | 1,665 | 22.2 |
| 1984-85 | Gus Williams | 79 | 1,578 | 20.0 |
| 1985-86 | Jeff Malone | 80 | 1,795 | 22.4 |
| 1986-87 | Moses Malone | 73 | 1,760 | 24.1 |
| 1987-88 | Jeff Malone | 80 | 1,641 | 20.5 |
| 1988-89 | Jeff Malone | 76 | 1,651 | 21.7 |
| 1989-90 | Jeff Malone | 75 | 1,820 | 24.3 |
| 1990-91 | Bernard King | 64 | 1,817 | 28.4 |
| 1991-92 | Pervis Ellison | 66 | 1,322 | 20.0 |
| 1992-93 | Harvey Grant | 72 | 1,339 | 18.6 |
| 1993-94 | Don MacLean | 75 | 1,365 | 18.2 |
| 1994-95 | Chris Webber | 54 | 1,085 | 20.1 |
| 1995-96 | Juwan Howard | 81 | 1,789 | 22.1 |
| 1996-97 | Chris Webber | 72 | 1,445 | 20.1 |
| 1997-98 | Chris Webber | 71 | 1,555 | 21.9 |
| 1998-99 | Mitch Richmond | 50 | 983 | 19.7 |
| 1999-00 | Mitch Richmond | 74 | 1,285 | 17.4 |
| 2000-01 | Juwan Howard | 54 | 981 | 18.2 |
| 2001-02 | Michael Jordan | 60 | 1,375 | 22.9 |
| 2002-03 | Jerry Stackhouse | 70 | 1,508 | 21.5 |
| 2003-04 | Gilbert Arenas | 55 | 1,078 | 19.6 |
| 2004-05 | Gilbert Arenas | 80 | 2,038 | 25.5 |
| 2005-06 | Gilbert Arenas | 80 | 2,346 | 29.3 |
| 2006-07 | Gilbert Arenas | 74 | 2,105 | 28.4 |
| 2007-08 | Antawn Jamison | 79 | 1,689 | 21.4 |
| 2008-09 | Antawn Jamison | 81 | 1,801 | 22.2 |

MINUTES PER GAME

| Season | Player | G | MIN | AVG |
|---------|------------------|----|--------|-------|
| 1961-62 | Walt Bellamy | 79 | 3,344 | 42.4 |
| 1962-63 | Walt Bellamy | 80 | 3,306 | 41.3 |
| 1963-64 | Walt Bellamy | 80 | 3,394 | 42.4 |
| 1964-65 | Walt Bellamy | 80 | 3,301 | 41.3 |
| 1965-66 | Don Ohl | 73 | 2,645 | 36.2 |
| 1966-67 | LeRoy Ellis | 81 | 2,938 | 36.3 |
| 1967-68 | Earl Monroe | 82 | 3,012 | 36.7 |
| 1968-69 | Kevin Loughery | 80 | 3,135 | 39.2 |
| 1969-70 | Wes Unshield | 82 | 3,234 | 39.4 |
| 1970-71 | Jack Marin | 82 | 2,920 | 35.6 |
| 1971-72 | Archie Clark | 76 | 3,243 | 42.7 |
| 1972-73 | Mike Riordan | 82 | 3,486 | 42.5 |
| 1973-74 | Elvin Hayes | 81 | *3,602 | *44.5 |
| 1974-75 | Elvin Hayes | 82 | 3,465 | 42.3 |
| 1975-76 | Wes Unshield | 78 | 2,992 | 37.5 |
| 1976-77 | Elvin Hayes | 82 | 3,364 | *41.0 |
| 1977-78 | Elvin Hayes | 81 | 3,246 | 40.1 |
| 1978-79 | Elvin Hayes | 82 | 3,105 | 37.9 |
| 1979-80 | Elvin Hayes | 81 | 3,183 | 39.3 |
| 1980-81 | Elvin Hayes | 81 | 2,931 | 36.2 |
| 1981-82 | Greg Ballard | 79 | 2,946 | 37.3 |
| 1982-83 | Rick Mahorn | 82 | 3,023 | 36.9 |
| 1983-84 | Jeff Ruland | 75 | 3,082 | 41.1 |
| 1984-85 | Gus Williams | 79 | 2,960 | 37.5 |
| 1985-86 | Jeff Malone | 80 | 2,992 | 37.4 |
| 1986-87 | Jeff Malone | 80 | 2,763 | 34.5 |
| 1987-88 | Moses Malone | 79 | 2,692 | 34.1 |
| 1988-89 | Darrell Walker | 79 | 2,565 | 32.5 |
| 1989-90 | Darrell Walker | 81 | 2,883 | 35.6 |
| 1990-91 | Bernard King | 64 | 2,401 | 37.5 |
| 1991-92 | Michael Adams | 78 | 2,795 | 35.8 |
| 1992-93 | Tom Gugliotta | 81 | 2,795 | 34.5 |
| 1993-94 | Tom Gugliotta | 78 | 2,795 | 35.8 |
| 1994-95 | Chris Webber | 54 | 2,067 | 38.3 |
| 1995-96 | Juwan Howard | 81 | 3,294 | 40.7 |
| 1996-97 | Juwan Howard | 82 | 3,324 | 40.5 |
| 1997-98 | Juwan Howard | 64 | 2,559 | 40.0 |
| 1998-99 | Juwan Howard | 36 | 1,430 | 39.7 |
| 1999-00 | Juwan Howard | 82 | 2,909 | 35.5 |
| 2000-01 | Richard Hamilton | 78 | 2,519 | 32.3 |
| 2001-02 | Richard Hamilton | 63 | 2,203 | 35.0 |
| 2002-03 | Jerry Stackhouse | 70 | 2,747 | 39.3 |
| 2003-04 | Gilbert Arenas | 55 | 2,066 | 37.6 |
| 2004-05 | Gilbert Arenas | 80 | 3,275 | 40.9 |
| 2005-06 | Gilbert Arenas | 80 | 3,384 | 42.3 |
| 2006-07 | Gilbert Arenas | 74 | 2,942 | 39.8 |
| 2007-08 | Caron Butler | 58 | 2,314 | 39.9 |
| 2008-09 | Caron Butler | 67 | 2,585 | 38.6 |

STEALS PER GAME

| Season | Player | G | STL | AVG | Season | Player | G | STL | AVG |
|---------|-----------------|----|-----|------|---------|------------------|----|-----|------|
| 1973-74 | Phil Chenier | 76 | 155 | 2.04 | 1991-92 | Michael Adams | 78 | 145 | 1.86 |
| 1974-75 | Phil Chenier | 77 | 176 | 2.29 | 1992-93 | Tom Gugliotta | 81 | 134 | 1.65 |
| 1975-76 | Phil Chenier | 80 | 158 | 1.98 | 1993-94 | Tom Gugliotta | 78 | 172 | 2.21 |
| 1976-77 | Tom Henderson | 87 | 138 | 1.59 | 1994-95 | Chris Webber | 54 | 83 | 1.54 |
| 1977-78 | Bob Dandridge | 75 | 101 | 1.35 | 1995-96 | Brent Price | 81 | 78 | 0.96 |
| 1978-79 | Charles Johnson | 62 | 95 | 1.16 | 1996-97 | Rod Strickland | 82 | 143 | 1.74 |
| 1979-80 | Greg Ballard | 82 | 90 | 1.10 | 1997-98 | Rod Strickland | 76 | 126 | 1.66 |
| 1980-81 | Greg Ballard | 82 | 118 | 1.45 | 1998-99 | Rod Strickland | 44 | 76 | 1.73 |
| 1981-82 | Greg Ballard | 79 | 137 | 1.73 | 1999-00 | Mitch Richmond | 74 | 110 | 1.94 |
| 1982-83 | Greg Ballard | 78 | 135 | 1.73 | 2000-01 | Richard Hamilton | 78 | 75 | 0.91 |
| 1983-84 | Ricky Sobers | 81 | 117 | 1.44 | 2001-02 | Michael Jordan | 65 | 85 | 1.42 |
| 1984-85 | Gus Williams | 79 | 178 | 2.25 | 2002-03 | Michael Jordan | 82 | 123 | 1.50 |
| 1985-86 | Cliff Robinson | 78 | 98 | 1.26 | 2003-04 | Gilbert Arenas | 55 | 103 | 1.87 |
| 1986-87 | John Williams | 78 | 122 | 1.64 | 2004-05 | Larry Hughes* | 61 | 176 | 2.90 |
| 1987-88 | John Williams | 82 | 117 | 1.43 | 2005-06 | Gilbert Arenas | 80 | 161 | 2.01 |
| 1988-89 | Darrell Walker | 79 | 155 | 1.96 | 2006-07 | Caron Butler | 63 | 134 | 2.13 |
| 1989-90 | Darrell Walker | 81 | 139 | 1.71 | 2007-08 | Caron Butler | 58 | 128 | 2.2 |
| 1990-91 | H. Workman | 73 | 87 | 1.19 | 2008-09 | Caron Butler | 67 | 106 | 1.58 |

*League Leader



YEAR-BY-YEAR LEADERS

ASSISTS PER GAME

| Season | Player | G | AST | AVG |
|---------|------------------|----|------|-------|
| 1961-62 | Robert Leonard | 70 | 378 | 5.4 |
| 1962-63 | Sihugo Green | 73 | 422 | 5.8 |
| 1963-64 | Rod Thorn | 75 | 281 | 3.7 |
| 1964-65 | Kevin Loughery | 80 | 296 | 3.7 |
| 1965-66 | Kevin Loughery | 74 | 356 | 4.8 |
| 1966-67 | Kevin Loughery | 76 | 288 | 3.8 |
| 1967-68 | Earl Monroe | 82 | 349 | 4.3 |
| 1968-69 | Earl Monroe | 80 | 392 | 4.9 |
| 1969-70 | Earl Monroe | 82 | 402 | 4.9 |
| 1970-71 | Earl Monroe | 81 | 354 | 4.4 |
| 1971-72 | Archie Clark | 76 | 606 | 8.0 |
| 1972-73 | Mike Riordan | 82 | 428 | 5.2 |
| 1973-74 | Kevin Porter | 81 | 469 | 5.6 |
| 1974-75 | Kevin Porter | 81 | *650 | *8.0 |
| 1975-76 | Dave Bing | 82 | 492 | 6.0 |
| 1976-77 | Tom Henderson | 87 | 598 | 6.9 |
| 1977-78 | Tom Henderson | 75 | 406 | 5.4 |
| 1978-79 | Tom Henderson | 70 | 419 | 6.0 |
| 1979-80 | Kevin Porter | 70 | 457 | 6.5 |
| 1980-81 | Kevin Porter | 81 | *734 | *9.1 |
| 1981-82 | John Lucas | 79 | 551 | 7.0 |
| 1982-83 | Frank Johnson | 68 | 549 | 8.1 |
| 1983-84 | Frank Johnson | 82 | 567 | 6.9 |
| 1984-85 | Gus Williams | 79 | 608 | 7.7 |
| 1985-86 | Gus Williams | 77 | 453 | 5.9 |
| 1986-87 | Ennis Whatley | 73 | 392 | 5.4 |
| 1987-88 | Tyrone Bogues | 79 | 404 | 5.1 |
| 1988-89 | Darrell Walker | 79 | 498 | 6.3 |
| 1989-90 | Darrell Walker | 81 | 652 | 8.0 |
| 1990-91 | Darrell Walker | 71 | 459 | 6.5 |
| 1991-92 | Michael Adams | 78 | 594 | 7.6 |
| 1992-93 | Michael Adams | 70 | 526 | 7.5 |
| 1993-94 | Michael Adams | 70 | 480 | 6.9 |
| 1994-95 | Juwan Howard | 65 | 545 | 8.4 |
| 1995-96 | Brent Price | 81 | 416 | 5.1 |
| 1996-97 | Rod Strickland | 82 | 727 | 8.9 |
| 1997-98 | Rod Strickland | 76 | *801 | *10.5 |
| 1998-99 | Rod Strickland | 44 | 434 | 9.9 |
| 1999-00 | Rod Strickland | 69 | 519 | 7.5 |
| 2000-01 | Chris Whitney | 59 | 248 | 4.2 |
| 2001-02 | Michael Jordan | 60 | 310 | 5.2 |
| 2002-03 | Jerry Stackhouse | 70 | 316 | 4.5 |
| 2003-04 | Gilbert Arenas | 55 | 275 | 5.0 |
| 2004-05 | Gilbert Arenas | 80 | 411 | 5.1 |
| 2005-06 | Gilbert Arenas | 80 | 484 | 6.1 |
| 2006-07 | Gilbert Arenas | 74 | 443 | 6.0 |
| 2007-08 | Antonio Daniels | 71 | 537 | 4.8 |
| 2008-09 | Caron Butler | 67 | 290 | 4.3 |

REBOUNDS PER GAME

| Season | Player | G | Reb | Avg |
|---------|--------------------|----|--------|-------|
| 1961-62 | Walt Bellamy | 79 | 1,500 | 19.0 |
| 1962-63 | Walt Bellamy | 80 | 1,309 | 16.3 |
| 1963-64 | Walt Bellamy | 80 | 1,361 | 17.0 |
| 1964-65 | Walt Bellamy | 80 | 1,166 | 14.6 |
| 1965-66 | Bailey Howell | 78 | 773 | 9.9 |
| 1966-67 | LeRoy Ellis | 81 | 970 | 12.0 |
| 1967-68 | Ray Scott | 81 | 1,111 | 13.7 |
| 1968-69 | Wes Unseld | 82 | 1,491 | 18.2 |
| 1969-70 | Wes Unseld | 82 | 1,370 | 16.7 |
| 1970-71 | Wes Unseld | 74 | 1,253 | 16.9 |
| 1971-72 | Wes Unseld | 76 | 1,336 | 17.6 |
| 1972-73 | Wes Unseld | 79 | 1,260 | 15.9 |
| 1973-74 | Elvin Hayes | 81 | *1,463 | *18.1 |
| 1974-75 | Wes Unseld | 73 | 1,077 | *14.8 |
| 1975-76 | Wes Unseld | 78 | 1,036 | 13.3 |
| 1976-77 | Elvin Hayes | 82 | 1,029 | 12.5 |
| 1977-78 | Elvin Hayes | 81 | 1,075 | 13.3 |
| 1978-79 | Elvin Hayes | 82 | 994 | 12.1 |
| 1979-80 | Wes Unseld | 82 | 1,094 | 13.3 |
| 1980-81 | Elvin Hayes | 81 | 789 | 9.7 |
| 1981-82 | Jeff Ruland | 82 | 762 | 9.3 |
| 1982-83 | Jeff Ruland | 79 | 871 | 11.0 |
| 1983-84 | Jeff Ruland | 75 | 922 | 12.3 |
| 1984-85 | Jeff Ruland | 37 | 410 | 11.1 |
| 1985-86 | Cliff Robinson | 78 | 690 | 8.7 |
| 1986-87 | Moses Malone | 73 | 824 | 11.3 |
| 1987-88 | Moses Malone | 79 | 884 | 11.2 |
| 1988-89 | John Williams | 82 | 573 | 7.0 |
| 1989-90 | Darrell Walker | 81 | 714 | 8.8 |
| 1990-91 | Pervis Ellison | 76 | 585 | 7.7 |
| 1991-92 | Pervis Ellison | 66 | 740 | 11.2 |
| 1992-93 | Tom Gugliotta | 81 | 781 | 9.6 |
| 1993-94 | Tom Gugliotta | 78 | 728 | 9.3 |
| 1994-95 | Chris Webber | 54 | 518 | 9.6 |
| 1995-96 | G. Muresan | 76 | 728 | 9.6 |
| 1996-97 | Chris Webber | 72 | 743 | 10.3 |
| 1997-98 | Chris Webber | 71 | 674 | 9.5 |
| 1998-99 | Ben Wallace | 46 | 384 | 8.3 |
| 1999-00 | Jahidi White | 80 | 553 | 6.9 |
| 2000-01 | Michael Smith | 79 | 562 | 7.1 |
| 2001-02 | Popeye Jones | 79 | 578 | 7.3 |
| 2002-03 | Christian Laettner | 76 | 502 | 6.6 |
| 2003-04 | Kwame Brown | 74 | 550 | 7.4 |
| 2004-05 | Antawn Jamison | 68 | 519 | 7.6 |
| 2005-06 | Antawn Jamison | 82 | 765 | 9.3 |
| 2006-07 | Antawn Jamison | 70 | 562 | 8.0 |
| 2007-08 | Antawn Jamison | 79 | 806 | 10.2 |
| 2008-09 | Antawn Jamison | 81 | 721 | 8.9 |

BLOCKS PER GAME

| Season | Player | G | Blk | Avg | Season | Player | G | Blk | Avg |
|---------|----------------|----|------|-------|---------|-----------------|----|-----|------|
| 1973-74 | Elvin Hayes | 81 | 240 | 2.96 | 1991-92 | Pervis Ellison | 66 | 177 | 2.68 |
| 1974-75 | Elvin Hayes | 82 | 187 | 2.28 | 1992-93 | Pervis Ellison | 49 | 108 | 2.20 |
| 1975-76 | Elvin Hayes | 80 | 202 | 2.53 | 1993-94 | Pervis Ellison | 47 | 50 | 1.06 |
| 1976-77 | Elvin Hayes | 82 | 220 | 2.68 | 1994-95 | G. Muresan | 73 | 127 | 1.74 |
| 1977-78 | Elvin Hayes | 81 | 159 | 1.96 | 1995-96 | G. Muresan | 76 | 172 | 2.26 |
| 1978-79 | Elvin Hayes | 82 | 190 | 2.32 | 1996-97 | Chris Webber | 72 | 137 | 1.90 |
| 1979-80 | Elvin Hayes | 81 | 189 | 2.33 | 1997-98 | Chris Webber | 71 | 124 | 1.75 |
| 1980-81 | Elvin Hayes | 81 | 171 | 2.11 | 1998-99 | Ben Wallace | 46 | 90 | 1.96 |
| 1981-82 | Rick Mahorn | 80 | 138 | 1.73 | 1999-00 | Aaron Williams | 81 | 92 | 1.14 |
| 1982-83 | Rick Mahorn | 82 | 148 | 1.80 | 2000-01 | Jahidi White | 68 | 111 | 1.63 |
| 1983-84 | Rick Mahorn | 82 | 123 | 1.50 | 2001-02 | Brendan Haywood | 62 | 91 | 1.46 |
| 1984-85 | Charles Jones | 28 | 74 | 2.64 | 2002-03 | Brendan Haywood | 81 | 119 | 1.47 |
| 1985-86 | Manute Bol | 80 | *397 | *4.96 | 2003-04 | Etan Thomas | 79 | 123 | 1.56 |
| 1986-87 | Manute Bol | 82 | 302 | 3.68 | 2004-05 | Brendan Haywood | 68 | 114 | 1.67 |
| 1987-88 | Manute Bol | 77 | 208 | 2.70 | 2005-06 | Brendan Haywood | 79 | 104 | 1.32 |
| 1988-89 | Charles Jones | 53 | 76 | 1.43 | 2006-07 | Etan Thomas | 65 | 89 | 1.37 |
| 1989-90 | Charles Jones | 81 | 197 | 2.43 | 2007-08 | Brendan Haywood | 80 | 133 | 1.66 |
| 1990-91 | Pervis Ellison | 76 | 157 | 2.07 | 2008-09 | Andray Blatche | 71 | 74 | 1.04 |

*League Leader



YEAR-BY-YEAR LEADERS

FREE THROW PERCENTAGE

| Season | Player | FT | FTA | PCT |
|---------|------------------|-----|-----|------|
| 1961-62 | Robert Leonard | 279 | 371 | .752 |
| 1962-63 | Terry Dischinger | 402 | 522 | .770 |
| 1963-64 | Terry Dischinger | 454 | 585 | .776 |
| 1964-65 | Bailey Howell | 504 | 629 | .801 |
| 1965-66 | Kevin Loughery | 297 | 358 | .830 |
| 1966-67 | John Egan | 185 | 219 | .845 |
| 1967-68 | Jack Marin | 250 | 314 | .796 |
| 1968-69 | Jack Marin | 292 | 352 | .830 |
| 1969-70 | Levin Loughery | 253 | 298 | .849 |
| 1970-71 | Jack Marin | 290 | 342 | .848 |
| 1971-72 | Jack Marin | 356 | 398 | .894 |
| 1972-73 | Mike Riordan | 179 | 218 | .821 |
| 1973-74 | Phil Chenier | 274 | 334 | .820 |
| 1974-75 | Phil Chenier | 301 | 365 | .825 |
| 1975-76 | Phil Chenier | 282 | 341 | .827 |
| 1976-77 | Phil Chenier | 270 | 321 | .841 |
| 1977-78 | Bobby Dandridge | 330 | 419 | .788 |
| 1978-79 | Bobby Dandridge | 331 | 401 | .825 |
| 1979-80 | Kevin Grevey | 216 | 249 | .867 |
| 1980-81 | Greg Ballard | 166 | 196 | .847 |
| 1981-82 | Kevin Grevey | 165 | 193 | .855 |
| 1982-83 | Ricky Sobers | 154 | 185 | .832 |
| 1983-84 | Ricky Sobers | 221 | 264 | .837 |
| 1984-85 | Jeff Malone | 211 | 250 | .844 |
| 1985-86 | Jeff Malone | 322 | 377 | .868 |
| 1986-87 | Jeff Malone | 376 | 425 | .885 |
| 1987-88 | Jeff Malone | 335 | 380 | .882 |
| 1988-89 | Jeff Malone | 296 | 340 | .871 |
| 1989-90 | Jeff Malone | 257 | 293 | .877 |
| 1990-91 | Bernard King | 383 | 485 | .790 |
| 1991-92 | Michael Adams | 313 | 360 | .869 |
| 1992-93 | Michael Adams | 237 | 277 | .856 |
| 1993-94 | Michael Adams | 224 | 270 | .830 |
| 1994-95 | Scott Skiles | 179 | 202 | .886 |
| 1995-96 | Brent Price | 167 | 191 | .874 |
| 1996-97 | Tracy Murray | 135 | 161 | .839 |
| 1997-98 | Chris Whitney | 118 | 129 | .915 |
| 1998-99 | Mitch Richmond | 251 | 293 | .857 |
| 1999-00 | Mitch Richmond | 298 | 340 | .876 |
| 2000-01 | Mitch Richmond | 143 | 160 | .894 |
| 2001-02 | Richard Hamilton | 300 | 337 | .890 |
| 2002-03 | Jerry Stackhouse | 455 | 518 | .878 |
| 2003-04 | Larry Hughes | 267 | 335 | .797 |
| 2004-05 | Gilbert Arenas | 521 | 640 | .814 |
| 2005-06 | Caron Butler | 289 | 332 | .870 |
| 2006-07 | Caron Butler | 283 | 328 | .863 |
| 2007-08 | Caron Butler | 236 | 262 | .901 |
| 2008-09 | Caron Butler | 345 | 402 | .858 |

* Minimum 125 FT

FIELD GOAL PERCENTAGE

| Season | Player | FG | FGA | PCT |
|---------|------------------|-----|-------|-------|
| 1961-62 | Walt Bellamy | 973 | 1,875 | *.519 |
| 1962-63 | Walt Bellamy | 840 | 1,595 | .527 |
| 1963-64 | Walt Bellamy | 811 | 1,582 | .513 |
| 1964-65 | Walt Bellamy | 733 | 1,441 | .509 |
| 1965-66 | John Green | 315 | 589 | .535 |
| 1966-67 | Don Ohl | 452 | 1,002 | .451 |
| 1967-68 | LeRoy Ellis | 380 | 800 | .475 |
| 1968-69 | Wes Unseld | 427 | 897 | .476 |
| 1969-70 | Wes Unseld | 526 | 1,015 | .518 |
| 1970-71 | Wes Unseld | 424 | 846 | .501 |
| 1971-72 | Wes Unseld | 409 | 822 | .498 |
| 1972-73 | Mike Riordan | 652 | 1,278 | .510 |
| 1973-74 | Kevin Porter | 477 | 997 | .478 |
| 1974-75 | Kevin Porter | 406 | 827 | .491 |
| 1975-76 | Wes Unseld | 318 | 567 | *.561 |
| 1976-77 | Mitch Kupchak | 341 | 596 | .572 |
| 1977-78 | Mitch Kupchak | 393 | 768 | .512 |
| 1978-79 | Wes Unseld | 346 | 600 | .577 |
| 1979-80 | Wes Unseld | 327 | 637 | .513 |
| 1980-81 | Mitch Kupchak | 392 | 747 | .525 |
| 1981-82 | Jeff Ruland | 420 | 749 | .561 |
| 1982-83 | Jeff Ruland | 580 | 1,051 | .552 |
| 1983-84 | Jeff Ruland | 599 | 1,035 | .579 |
| 1984-85 | Jeff Malone | 605 | 1,213 | .498 |
| 1985-86 | Dan Roundfield | 322 | 660 | .488 |
| 1986-87 | Terry Catledge | 413 | 835 | .495 |
| 1987-88 | Bernard King | 470 | 938 | .501 |
| 1988-89 | Terry Catledge | 334 | 681 | .490 |
| 1989-90 | Jeff Malone | 781 | 1,592 | .491 |
| 1990-91 | Pervis Ellison | 326 | 636 | .513 |
| 1991-92 | Pervis Ellison | 547 | 1,014 | .539 |
| 1992-93 | Larry Stewart | 306 | 564 | .543 |
| 1993-94 | Don MacLean | 517 | 1,030 | .502 |
| 1994-95 | Gheorghe Muresan | 303 | 541 | .560 |
| 1995-96 | Gheorghe Muresan | 466 | 798 | *.584 |
| 1996-97 | Gheorghe Muresan | 327 | 541 | *.604 |
| 1997-98 | Chris Webber | 647 | 1,341 | .482 |
| 1998-99 | Mitch Richmond | 331 | 803 | .412 |
| 1999-00 | Juwan Howard | 509 | 1,108 | .459 |
| 2000-01 | Juwan Howard | 392 | 827 | .474 |
| 2001-02 | Richard Hamilton | 472 | 1,084 | .435 |
| 2002-03 | Larry Hughes | 346 | 741 | .467 |
| 2003-04 | Larry Hughes | 401 | 1,009 | .397 |
| 2004-05 | Antawn Jamison | 519 | 1,189 | .437 |
| 2005-06 | Caron Butler | 494 | 1,186 | .455 |
| 2006-07 | Caron Butler | 451 | 975 | .463 |
| 2007-08 | Brendan Haywood | 316 | 599 | .528 |
| 2008-09 | Antawn Jamison | 674 | 1,441 | .468 |

* Minimum 300 FG



THROUGH THE YEARS

RESULTS

| Year | Team | Record | Coach | Finish in Division |
|---------|--------------------|--------|--|--------------------|
| 1961-62 | Chicago Packers | 18-62 | Jim Pollard | 5th in Western |
| 1962-63 | Chicago Zephyrs | 25-55 | Jack McMahon (12-26) Bob Leonard (13-29) | 5th in Western |
| 1963-64 | Baltimore Bullets | 31-49 | Bob Leonard | 4th in Western |
| 1964-65 | Baltimore Bullets | 37-43 | Buddy Jeannette | 3rd in Western |
| 1965-66 | Baltimore Bullets | 38-42 | Paul Seymour | 3rd in Western |
| 1966-67 | Baltimore Bullets | 20-61 | Mike Farmer (1-8) Buddy Jeannette (3-13) Gene Shue (16-40) | 5th in Eastern |
| 1967-68 | Baltimore Bullets | 36-46 | Gene Shue | 6th in Eastern |
| 1968-69 | Baltimore Bullets | 57-25 | Gene Shue | 1st in Eastern |
| 1969-70 | Baltimore Bullets | 50-32 | Gene Shue | 3rd in Eastern |
| 1970-71 | Baltimore Bullets | 42-40 | Gene Shue | 1st in Central |
| 1971-72 | Baltimore Bullets | 38-44 | Gene Shue | 1st in Central |
| 1972-73 | Baltimore Bullets | 52-30 | Gene Shue | 1st in Central |
| 1973-74 | Capital Bullets | 47-35 | K.C. Jones | 1st in Central |
| 1974-75 | Washington Bullets | 60-22 | K.C. Jones | 1st in Central |
| 1975-76 | Washington Bullets | 48-34 | K.C. Jones | 2nd in Central |
| 1976-77 | Washington Bullets | 48-34 | Dick Motta | 2nd in Central |
| 1977-78 | Washington Bullets | 44-38 | Dick Motta | 2nd in Central |
| 1978-79 | Washington Bullets | 54-28 | Dick Motta | 1st in Atlantic |
| 1979-80 | Washington Bullets | 39-43 | Dick Motta | 3rd in Atlantic |
| 1980-81 | Washington Bullets | 39-43 | Gene Shue | 4th in Atlantic |
| 1981-82 | Washington Bullets | 43-39 | Gene Shue | 4th in Atlantic |
| 1982-83 | Washington Bullets | 42-40 | Gene Shue | 5th in Atlantic |
| 1983-84 | Washington Bullets | 35-47 | Gene Shue | 5th in Atlantic |
| 1984-85 | Washington Bullets | 40-42 | Gene Shue | 4th in Atlantic |
| 1985-86 | Washington Bullets | 39-43 | Gene Shue (32-37) Kevin Loughery (7-6) | 3rd in Atlantic |
| 1986-87 | Washington Bullets | 42-40 | Kevin Loughery | 3rd in Atlantic |
| 1987-88 | Washington Bullets | 38-44 | Kevin Loughery (8-19) Wes Unseld (30-25) | 2nd in Atlantic |
| 1988-89 | Washington Bullets | 40-42 | Wes Unseld | 4th in Atlantic |
| 1989-90 | Washington Bullets | 31-51 | Wes Unseld | 4th in Atlantic |
| 1990-91 | Washington Bullets | 30-52 | Wes Unseld | 4th in Atlantic |
| 1991-92 | Washington Bullets | 25-57 | Wes Unseld | 6th in Atlantic |
| 1992-93 | Washington Bullets | 22-60 | Wes Unseld | 7th in Atlantic |
| 1993-94 | Washington Bullets | 24-58 | Wes Unseld | 7th in Atlantic |
| 1994-95 | Washington Bullets | 21-61 | Jim Lynam | 7th in Atlantic |
| 1995-96 | Washington Bullets | 39-43 | Jim Lynam | 4th in Atlantic |
| 1996-97 | Washington Bullets | 44-38 | Jim Lynam (22-24) Bob Staak (0-1) Bernie Bickerstaff (22-13) | 4th in Atlantic |
| 1997-98 | Washington Wizards | 42-40 | Bernie Bickerstaff | 4th in Atlantic |
| 1998-99 | Washington Wizards | 18-32 | Bernie Bickerstaff (13-19) Jim Brovelli (5-13) | 6th in Atlantic |
| 1999-00 | Washington Wizards | 29-53 | Gar Heard (14-30) Darrell Walker (15-23) | 7th in Atlantic |
| 2000-01 | Washington Wizards | 19-63 | Leonard Hamilton | 7th in Atlantic |
| 2001-02 | Washington Wizards | 37-45 | Doug Collins | 5th in Atlantic |
| 2002-03 | Washington Wizards | 37-45 | Doug Collins | 6th in Atlantic |
| 2003-04 | Washington Wizards | 25-57 | Eddie Jordan | 6th in Atlantic |
| 2004-05 | Washington Wizards | 45-37 | Eddie Jordan | 2nd in Southeast |
| 2005-06 | Washington Wizards | 42-40 | Eddie Jordan | 2nd in Southeast |
| 2006-07 | Washington Wizards | 41-41 | Eddie Jordan | 2nd in Southeast |
| 2007-08 | Washington Wizards | 43-39 | Eddie Jordan | 2nd in Southeast |
| 2008-09 | Washington Wizards | 1-10 | Eddie Jordan | |
| | | 18-53 | Ed Tapscott | 5th in Southeast |



THROUGH THE YEARS

HOME ATTENDANCE

| Year | G | Total | Avg. |
|-------|----|---------|--------|
| 08-09 | 41 | 681,119 | 16,613 |
| 07-08 | 41 | 736,461 | 17,962 |
| 06-07 | 41 | 753,283 | 18,373 |
| 05-06 | 41 | 705,062 | 17,197 |
| 04-05 | 41 | 705,069 | 17,197 |
| 03-04 | 41 | 645,363 | 15,740 |
| 02-03 | 41 | 827,092 | 20,173 |
| 01-02 | 41 | 847,634 | 20,674 |
| 00-01 | 41 | 638,653 | 15,577 |
| 99-00 | 41 | 616,599 | 15,039 |
| 98-99 | 25 | 402,481 | 16,099 |
| 97-98 | 41 | 801,240 | 19,542 |
| 96-97 | 41 | 700,646 | 17,089 |
| 95-96 | 41 | 688,354 | 16,789 |
| 94-95 | 41 | 701,084 | 17,100 |
| 93-94 | 41 | 619,756 | 15,116 |
| 92-93 | 41 | 559,265 | 13,641 |
| 91-92 | 41 | 505,988 | 12,341 |
| 90-91 | 41 | 487,097 | 11,880 |
| 89-90 | 41 | 474,166 | 11,565 |
| 88-89 | 41 | 402,377 | 9,814 |
| 87-88 | 41 | 433,376 | 10,570 |
| 86-87 | 41 | 485,352 | 11,838 |
| 85-86 | 41 | 373,802 | 9,117 |
| 84-85 | 41 | 383,188 | 9,346 |
| 83-84 | 41 | 324,701 | 7,920 |
| 82-83 | 41 | 368,601 | 8,990 |
| 81-82 | 41 | 369,807 | 9,020 |
| 80-81 | 41 | 375,360 | 9,155 |
| 79-80 | 41 | 466,823 | 11,386 |
| 78-79 | 41 | 524,356 | 12,789 |
| 77-78 | 41 | 446,539 | 10,891 |
| 76-77 | 41 | 467,745 | 11,408 |
| 75-76 | 41 | 440,837 | 10,752 |
| 74-75 | 41 | 383,775 | 9,360 |
| 73-74 | 41 | 414,202 | 10,102 |
| 72-73 | 41 | 263,660 | 6,431 |
| 71-72 | 41 | 272,339 | 6,642 |
| 70-71 | 41 | 251,130 | 6,125 |
| 69-70 | 37 | 225,569 | 6,096 |
| 68-69 | 38 | 290,147 | 7,635 |
| 67-68 | 36 | 171,146 | 4,754 |
| 66-67 | 32 | 129,799 | 4,056 |
| 65-66 | 38 | 174,880 | 4,602 |
| 64-65 | 41 | 187,124 | 4,564 |
| 63-64 | 39 | 195,783 | 5,020 |

FRONT OFFICE RECORDS

| Coach | Record | Pct. |
|--------------------|------------------|-------------|
| Gene Shue | 522-505 | .510 |
| Wes Unseld | 202-345 | .369 |
| Eddie Jordan | 197-224 | .468 |
| Dick Motta | 185-143 | .564 |
| K.C. Jones | 155-91 | .630 |
| Jim Lynam | 82-128 | .390 |
| Bernie Bickerstaff | 77-72 | .517 |
| Doug Collins | 74-90 | .451 |
| Kevin Loughery | 57-65 | .432 |
| Bob Leonard | 44-78 | .361 |
| Buddy Jeannette | 40-56 | .417 |
| Paul Seymour | 38-42 | .475 |
| Leonard Hamilton | 19-63 | .232 |
| Ed Tapscott | 18-53 | .254 |
| Jim Pollard | 18-62 | .225 |
| Darrell Walker | 15-23 | .394 |
| Gar Heard | 14-30 | .318 |
| Jack McMahan | 12-26 | .316 |
| Jim Brovelli | 5-13 | .278 |
| Mike Farmer | 1-8 | .111 |
| Bob Staak | 0-1 | .000 |
| TOTALS | 1713-2016 | .459 |

| General Manager | Record | Pct. |
|-----------------|------------------|-------------|
| Bob Ferry | 698-614 | .532 |
| Jerry Sachs | 275-217 | .559 |
| Wes Unseld | 226-316 | .417 |
| Ernie Grunfeld | 215-277 | .437 |
| John Nash | 192-382 | .334 |
| Paul Hoffman | 68-92 | .425 |
| Buddy Jeannette | 58-103 | .360 |
| Chicago GMs | 43-117 | .269 |
| TOTALS | 1713-2016 | .459 |



MAJOR EVENTS IN FRANCHISE HISTORY

1961

October 19 Chicago Packers, under ownership of Dave Trager, played the franchise's first NBA game, losing to New York, 120-103.

October 27 Franchise earned its first win, vs. St. Louis, 117-106.

1962

October 7 Team renamed Chicago Zephyrs.

1963

September 6 Don Nelson sold to Los Angeles.

March 25 Franchise moved to Baltimore, with Dave Trager retaining principal ownership.

June 4 Team renamed the Baltimore Bullets.

1964

June 9 Bailey Howell, Don Ohl, Bob Ferry, and the rights to rookies Wally Jones and Les Hunter acquired from Detroit for Terry Dischinger, Rod Thorn, and Don Kojis.

August 8 Buddy Jeannette replaced Bob Leonard as coach.

October 24 Abe Pollin, Arnold Heft, and Earl Foreman purchased club for \$1.1 million, a then-record amount for an NBA franchise.

1965

May 13 Paul Seymour named coach; Buddy Jeannette named General Manager.

1966

April 28 Mike Farmer replaced Paul Seymour as coach.

May 1 John Kerr and Jerry Sloan lost to Chicago in expansion draft.

November 3 Buddy Jeannette replaced Mike Farmer as head coach.

December 6 Gene Shue replaced Jeannette as coach.

1968

April 3 Earl Monroe named Rookie of the Year.

July 23 Abe Pollin became sole owner.

1969

March 24 Wes Unseld became the second rookie in NBA history to be named Most Valuable Player.

April 7 Wes Unseld named Rookie of the Year.

April 8 Gene Shue named Coach of the Year.

1971

November 11 Mike Riordan and Dave Stallworth acquired from New York for Earl Monroe.

1972

April 13 Elvin Hayes acquired from Houston for Jack Marin and future considerations.

1973

April Franchise moved to Washington, renamed the Capital Bullets.

June 15 K.C. Jones named head coach.

June 30 Bob Ferry named General Manager, replacing Jerry Sachs, who was made president of Capital Centre.

December 2 Capital Centre opened to sellout crowd of 17,500, a then-record crowd to see a basketball game in Maryland.



WIZARDS

MAJOR EVENTS IN FRANCHISE HISTORY

1974

April 20 Team renamed the Washington Bullets.

1975

August 28 Dave Bing and a first-round draft choice in 1977 obtained from Detroit for Kevin Porter.

1976

May 28 Dick Motta replaced K.C. Jones as head coach.

November 12 Elvin Hayes became the 12th player in NBA history to grab 10,000 rebounds.

1977

February 13 Elvin Hayes and Phil Chenier represented the Eastern Conference in the All-Star Game in Milwaukee.

March 5 Wes Unseld became the 13th player in NBA history to grab 10,000 rebounds.

August 17 Bob Dandridge signed as a free agent.

1978

June 7 Bullets defeated Seattle to claim the 1978 NBA World Championship.

December 13 Elvin Hayes scored his 20,000th career point in a 134-117 victory over San Diego.

1979

February 4 Dick Motta coached in his first NBA All-Star Game; Elvin Hayes and Bobby Dandridge also represented the Bullets in the game.

April 1 Dick Motta won his 500th career game as Bullets defeat Denver.

June Bob Ferry named Executive of the Year by The Sporting News.

1980

February 3 Bullets hosted the first NBA All-Star Game ever held in Washington; Elvin Hayes was selected to play for the 12th straight time.

March 11 Wes Unseld scored his 10,000th career point.

May 27 Dick Motta resigned as head coach. Gene Shue named as his replacement.

1981

June 8 Elvin Hayes traded to Houston for the Rockets' second round picks in 1981 and 1983.

1982

June 16 Gene Shue named NBA Coach of the Year; Bob Ferry selected Executive of the Year by The Sporting News.

1986

March 19 Kevin Loughery hired as head coach replacing Gene Shue.

June 17 Acquired Moses Malone, Terry Catledge, and first round draft choices in 1986 and 1988 from Philadelphia in exchange for Jeff Ruland and Cliff Robinson.

1987

October 17 Signed veteran free agent Bernard King.



MAJOR EVENTS IN FRANCHISE HISTORY

1988

- January 3 Wes Unseld hired as head coach replacing Kevin Loughery.
May 3 Wes Unseld was inducted into the Basketball Hall of Fame.

1990

- June 12 Bob Ferry resigned after 17 years as the team's general manager.
June 18 John Nash hired as general manager, replacing Bob Ferry.

1991

- January 29 Bernard King named to the Eastern Conference All-Star team.

1992

- February 4 Michael Adams named to his first NBA All-Star Game.
May 6 Pervis Ellison selected the NBA's Most Improved Player.

1993

- July 1 Capital Centre renamed the USAir Arena.

1994

- April 24 Wes Unseld resigned after seven seasons as the team's head coach.
May 4 Jim Lynam hired to replace Wes Unseld as head coach.
May 17 Second-year forward Don MacLean selected as the NBA's Most Improved Player for the 1993-94 season.

1995

- October 18 The Bullets broke ground on their new arena, MCI Center, scheduled to open during the fall of 1997.
November 9 Abe Pollin announced the decision to rename the team.

1996

- January 31 Juwan Howard named to 1996 Eastern Conference All-Star Team.
February 9 Tim Legler won the 1996 AT&T Long Distance Shootout.
February 22 Abe Pollin announced that the Bullets will be renamed the Wizards prior to the 1997-98 NBA season.
April 30 John Nash resigned after six years as the general manager.
May 1 Wes Unseld named general manager, replacing John Nash.
May 6 Gheorghe Muresan named NBA's Most Improved Player for the 1995-96 season.

1997

- February 5 Chris Webber named to 1997 Eastern Conference All-Star Team.
February 5 Bernie Bickerstaff hired to replace Jim Lynam as the team's head coach.
May 15 Wizards released new logos and colors.
July 11 Wizards released new uniforms and courtside apparel.
November 29 Wizards played their last game at US Airways Arena.
December 2 Wizards defeated the Seattle SuperSonics, 95-78, in the inaugural game at MCI Center.



MAJOR EVENTS IN FRANCHISE HISTORY

1998

- May 14 Wizards acquired all-stars Mitch Richmond and Otis Thorpe in a trade with Sacramento for Chris Webber.
- May 18 Rod Strickland, who led the league in assists during the '97-98 season, is named 2nd team All-NBA.

1999

- April 5 Bernie Bickerstaff relieved of his duties. Assistant coach Jim Brovelli finished the season as head coach.
- June 16 Gar Heard named head coach.
- December 4 Announced that the 2001 NBA-All Star Game would be held in Washington D.C. at MCI Center.

2000

- January 19 Abe Pollin named Michael Jordan President of Basketball Operations.
- January 29 Gar Heard relieved of his duties as head coach. Darrell Walker named interim head coach.
- June 14 Leonard Hamilton named head coach.

2001

- February 15 Mitch Richmond became the 26th player in NBA history to score 20,000 points.
- February 22 Wizards tied their largest trade in franchise history when they acquired Dallas Mavericks Christian Laettner, Courtney Alexander, Loy Vaught, Hubert Davis, Etan Thomas and future considerations in exchange for Juwan Howard, Calvin Booth, and Obinna Ekezie.
- April 19 Doug Collins named head coach.
- June 28 Drafted high schooler Kwame Brown with the overall number one selection in the draft, making him the first high schooler ever selected with the first pick.
- September 25 Michael Jordan returned from retirement and signed with the Wizards.

2002

- September 17 Patrick Ewing hired as an assistant coach.

2003

- January 22 Michael Jordan passed Wilt Chamberlin for third place on the NBA's all-time scoring list by scoring his 31,420th career point during a game played in New Orleans.
- April 14 Michael Jordan played in his final game at MCI Center, finishing with averages of 23.7 PPG, 6.0 rebounds, and 4.5 assists in 73 home games at MCI Center.
- April 16 Michael Jordan played in his final NBA game in Philadelphia, retiring as the NBA's all time leader in career scoring average (30.1 points per game).
- June 19 Eddie Jordan named head coach.
- June 30 Ernie Grunfeld named President of Basketball Operations.
- August 8 Wizards signed restricted free agent Gilbert Arenas.

2004

- June 24 Wizards acquired forward Antawn Jamison from the Dallas Mavericks in exchange for Jerry Stackhouse, Christian Laettner and draft rights to Devin Harris.
- November 4 Wizards signed center Brendan Haywood to a multi-year contract extension.



MAJOR EVENTS IN FRANCHISE HISTORY

2005

- February 8** Gilbert Arenas and Antawn Jamison were named to 2005 All-Star team, the first Washington duo selected since Moses Malone and Jeff Malone in 1987.
- March 8** Antawn Jamison's league-high streak of 386 consecutive games played came to an end when tendinitis in his right knee forced him out of a game in New York against the Knicks.
- April 11** Eddie Jordan notched his 100th career victory as a head coach with a 119-112 win over the Milwaukee Bucks at the MCI Center.
- April 13** The Wizards clinched their first playoff spot since 1996-97 with a 93-82 victory over the Chicago Bulls at the MCI Center.
- April 17** The Wizards 106-104 win over the Charlotte Bobcats at the MCI Center marked their 45th victory of the season, their highest win total in 26 years (1978-79).
- April 30** In addition to hosting their inaugural playoff game at the MCI Center, the Wizards returned to the postseason fray for the first time in eight seasons (1996-97). Washington defeated the Chicago Bulls, 117-99, at the MCI Center in Game 3 in their first round playoff series, marking their first playoff win since May 4, 1988 against the Detroit Pistons.
- May 4** Gilbert Arenas connected on the game-winning shot as time expired lifting Washington to a 112-110 win over the Chicago Bulls. Arenas' game-winning basket gave the Wizards a 3-2 lead in the series.
- May 6** The Wizards defeated the Chicago Bulls, 94-91, at the MCI Center, clinching their first playoff series victory since 1982.
- May 12** Larry Hughes was named to the NBA All-Defensive First Team. Hughes became the fourth player in franchise history to be named to the First Team, and the first since Bobby Dandridge in 1978-79.
- May 18** Gilbert Arenas was named to the All-NBA Third Team, the first Wizard since Rod Strickland in 1997-98 to be named to an All-NBA team.
- August 2** Wizards acquired Caron Butler and Chucky Atkins from the Los Angeles Lakers for Kwame Brown and Laron Profit.
- August 9** Wizards signed forward Andray Blatche, Washington's top selection (49th overall in the second round) in the 2005 NBA Draft.
- November 11** In a 137-96 win against the Seattle SuperSonics, Washington established a new MCI Center record for points scored in a game (137).

2006

- February 10** Gilbert Arenas named to the NBA All-Star Team for the second consecutive season. Arenas was tabbed by Commissioner David Stern to replace the injured Indiana Pacers forward Jermaine O'Neal on the Eastern Conference roster.
- February 25** Gilbert Arenas established an NBA record for points scored in game by a player who played 30 or fewer minutes, when he scored 46 points in 30 minutes versus the New York Knicks at Verizon Center.
- February 27** Gilbert Arenas earned NBA Player of the Week honors for the second consecutive week. Arenas became the first player in franchise history to capture Player of the Week honors in back-to-back weeks.
- March 5** Wizards played their first game at the newly named Verizon Center.
- April 16** Washington clinched a spot in the 2006 NBA Playoffs with a 104-92 win over the Cleveland Cavaliers at Verizon Center. After advancing to the Eastern Conference Semifinals in 2005, the Wizards advanced to the playoffs in consecutive seasons for the first time since the 1986-87 and 1987-88 NBA seasons.



MAJOR EVENTS IN FRANCHISE HISTORY

2006

- May 17 Selected to the All-NBA Third Team, Gilbert Arenas became the franchise's first player since Elvin Hayes (1972-73 through 1976-77) to be named to an All-NBA team in consecutive seasons.
- June 28 Washington selected Ukraine native Oleksiy Pechevov in the first round (18th overall) of the 2006 NBA Draft. Pechevov, 6-11, became the first-ever international player selected by the Wizards in the first round of the draft.
- July 15 Wizards signed Head Coach Eddie Jordan to a contract extension.
- August 5 Wizards signed unrestricted free agent guard DeShawn Stevenson.
- October 4 Wizards signed President of Basketball Operations Ernie Grunfeld to a contract extension.
- December 16 Gilbert Arenas established a new single-game franchise scoring record with 60 points against the Los Angeles Lakers. Arenas also established a new NBA record by scoring 16 points in a single overtime session in the Wizards' overtime win against the Lakers.
- December 22 Gilbert Arenas established a new US Airways Center single-game scoring record with 54 points at Phoenix.

2007

- January 2 The National Basketball Association honored Eddie Jordan as the Coach of the Month for the month of December. Jordan led the Wizards to a 12-4 record, which marked the first time since January 1977 that Washington won as many as 12 games in a single month.
- January 2 The National Basketball Association named Gilbert Arenas as the Eastern Conference Player of the Month for the month of December. Arenas posted a league-best 34.1 points per game in December and led Washington to a 12-4 record for the month.
- January 15 Gilbert Arenas connected on a game-winning three-point shot at the buzzer to defeat the Utah Jazz, and tied the Verizon Center scoring record with 51 points.
- January 25 Gilbert Arenas was named to the NBA All-Star Team for the third consecutive season, and was voted in as a starter by the fans.
- February 1 Caron Butler was named to his first NBA All-Star Team.
- February 1 Eddie Jordan clinched the honor of coaching the 2007 Eastern Conference All-Star team in the NBA All-Star Game. The Wizards held a 27-18 record and were in sole possession of first place in the Eastern Conference at the time of the announcement.
- April 2 Caron Butler sustained a first metacarpal fracture in his right hand in a game at Milwaukee and missed the remainder of the regular season and playoffs.
- April 5 Gilbert Arenas sustained a lateral meniscus tear in his left knee in a game against the Charlotte Bobcats and missed the remainder of the regular season and playoffs.
- April 10 Washington clinched its third consecutive playoff berth for the first time since the franchise made five consecutive postseason appearances from 1983-88.
- June 28 Wizards drafted guard Nick Young out of the University of Southern California in the first round (16th overall) the 2007 NBA Draft.
- May 10 Gilbert Arenas was named to his third consecutive All-NBA Team (Second Team), and became the franchise's first player since Elvin Hayes (1972-73 through 1976-77) to be named to an All-NBA team in three consecutive seasons.
- June 20 Susan O'Malley concluded a 20-year run with Washington Sports and Entertainment and stepped down as President of the company.
- July 16 Wizards re-signed unrestricted free agent DeShawn Stevenson.
- August 16 Wizards acquired a future first round draft pick from the Memphis Grizzlies for the rights to guard Juan Carlos Navarro.
- August 17 Wizards re-signed restricted free agent Andray Blatche.



MAJOR EVENTS IN FRANCHISE HISTORY

2007

- November 21 Guard Gilbert Arenas underwent surgery to repair a partial tear of his left medial meniscus, and went on to miss 69 regular season games and two playoff games.
- December 1 Wizards retired legendary Baltimore Bullet Earl Monroe's uniform number 10, and celebrated the 10-year anniversary of the opening of Verizon Center.

2008

- January 31 Wizards forwards Caron Butler and Antawn Jamison were named to the 2008 Eastern Conference All-Star Team, though Butler eventually missed the game due to a left hip flexor strain.
- March 17 Antawn Jamison was named Eastern Conference Player of the Week for the first time in his career. Jamison posted averages of 25.3 points and 9.7 rebounds per game, and led the Wizards to a 3-0 record during the week of March 10-16, 2008.
- April 4 Washington clinched its fourth consecutive playoff berth with a 109-95 win over the Miami Heat.
- April 24 Washington defeated the Cleveland Cavaliers, 108-72, in Game Three of their first round playoff series. The 36-point victory margin marked Washington's biggest-ever playoff win.
- June 26 Wizards drafted center/forward JaVale McGee out of the University of Nevada in the first round (18th overall) of the 2008 NBA Draft.
- June 30 Wizards re-signed Antawn Jamison to a contract extension.
- July 13 Wizards re-signed unrestricted free agent Gilbert Arenas.
- November 24 Wizards relieved Eddie Jordan of his head coaching duties and named Ed Tapscott as interim head coach.
- December 9 Wizards acquired guards Javaris Crittenton and Mike James in a three-team deal with the Memphis Grizzlies and New Orleans Hornets. Washington sent Antonio Daniels to New Orleans and a future conditional draft pick back to Memphis that was acquired in a previous trade.

2009

- April 22 Wizards named Flip Saunders as the 22nd head coach in franchise history.
- May 21 Washington announced that Randy Wittman and Sam Cassell would serve as assistant coaches on Flip Saunders' staff.
- June 3 Wizards hired Don Zierden as an assistant coach.
- June 24 Wizards acquired guard/forward Mike Miller and guard Randy Foye from the Minnesota Timberwolves in exchange for Etan Thomas, Darius Songaila, Oleksiy Pecherov and the fifth overall selection in the 2009 NBA Draft.
- August 12 Wizards signed unrestricted free agent center/forward Fabricio Oberto.



DRAFT HISTORY

1961

1. Walt Bellamy (1), Indiana
2. John Turner, Louisville
2. Jerry Graves, Mississippi St.
2. York Larese, North Carolina
2. Don Kojis, Marquette
2. Doug Moe, North Carolina
2. Jeff Cohen, William & Mary
3. Bill Bridges, Kansas
4. Roger Kaiser, Georgia Tech
5. Howie Carl, DePaul
6. Dave Voss, Tulsa
7. Ron Heller, Wichita
8. John Wessells, Illinois
9. Steve Strange, SMU
10. Larry Comley, Kansas St.

1962

1. Billy McGill (1), Utah
2. Terry Dischinger, Purdue
3. Don Nelson, Iowa
5. Cornell Green, Utah St.
6. Bill Hanson, Washington
7. Jack Ardon, Tulane
8. Larry Pursiful, Kentucky
9. Carroll Broussard, Texas A&M
10. Pete Campbell, Princeton

1963

1. Rod Thorn (2), West Virginia
2. Gus Johnson, Idaho
3. Tom Bolyard, Indiana
4. Nolen Ellison, Kansas
5. Ron Glaser, Marquette
6. Ken Siebel, Wisconsin
7. Larry Brown, North Carolina
8. Dick Riesback, Iowa St.
9. Ron Jackson, Wisconsin
10. M.C. Thompson, DePaul

1964

1. Gary Bradds (3), Ohio St.
3. Jerry Sloan, Evansville
4. Pete Spooden, Idaho St.
5. Bennie Lenox, Texas A&M
6. Bob Edmond, Tennessee St.
7. Ron Miller, Loyola (IL)
8. Danny Schultz, Tennessee
9. Tom Black, South Dakota St.
10. Bill Jusleika, Tulsa

1965

1. Jerry Sloan (4), Evansville
2. Tal Brody, Illinois
3. Joe Newton, Auburn
4. Skip Thoren, Illinois
5. Charles Dinkens, Miami (Oh.)
6. Lavonne LeFlore, Jackson St.
7. Willie Somerset, Duquesne
8. Jim Murphy, DePaul
9. John Wendelken, Holy Cross
10. Bogie Redmon, Illinois

1966

1. Jack Marin (5), Duke
2. Neil Johnson, Creighton
3. Dave Wagon, Idaho State
4. George Peoples, Iowa
5. John Beasley, Texas A&M
6. John Jones, L.A. State
7. Jeff Neuman, Penn
8. Dave Mills, DePaul
9. Roland West, Cincinnati
10. Chuck Gardner, Colorado

1967

1. Earl Monroe (2), Winston-Salem
2. Jimmy Jones, Grambling
3. Malkin Strong, Seattle
4. Al Salvadori, South Carolina
5. Dexter Westbrook, Providence
6. Bob Reidy, Duke
7. Ron Perry, Virginia
8. Ed Manning, Jackson St.
9. Robert Allen, Arkansas A&M
10. Bill Gillespie, Montana St.

1968

1. Wes Unseld (2), Louisville
2. Bob Quick, Xavier
3. Ron Nelson, New Mexico
4. Dallas Thornton, KY Wesleyan
5. Ed Chaplin, Voorhees
6. Joe Heiser, Princeton
7. Jasper Wilson, Southern
8. Barry Orms, St. Louis
9. Wayne Chapman, W. Kentucky
10. Steve Adelman, Boston College

1969

1. Mike Davis (14), Virginia Union
2. Willie Scott, Alabama St.
3. Fred Carter, Mt. St. Mary's
4. Gene Ford, W. Michigan
5. Willie Jackson, Morehead St.
6. Paul Loveday, California
7. Jeff Claypool, Grove City
8. Barry White, Hofstra
9. Gary Major, Duquesne
10. Frank Bartleson, Tennessee Tech

1970

1. George Johnson (9), S. Austin
3. Seaburn Hill, Arizona St.
4. Bill Strickler, Pacific
4. Billy Jones, Louisiana College
5. Gary Zeller, Drake
6. Marvin Polnick, S. F. Austin
7. Charlie Wallace, Oklahoma City
8. Tom Dyksera, Wheaton
9. Will Hetzel, Maryland
10. Ron Becker, New Mexico

1971

1. Stan Love (9), Oregon
 3. Rich Rinaldi, St. Peter's
 4. Willie Alen, Miami
 5. Don Johnson, Tennessee
 6. John Novey, Mt. St. Mary's
 7. Dennis Hogg, Washington State
 8. Russell Golden, Jackson State
 9. Ron Johnston, Murray State
 10. Eddie Myers, Arizona
- Hardship Draft*
Phil Chenier, California

1972

2. Tom Patterson, Ouachita Baptist
3. Kevin Porter, St. Francis (PA)
4. Al Saunders, Louisiana State
5. Walter Jones, Long Island
6. Wayne Dilliard, E. Michigan
7. Marvin Brown, Jackson State
8. Jim Floyd, Shaw
9. Ruppert Breedlove, Oglethorpe
10. Will Loftin, S.W. Louisiana

*Rounds 1-10



DRAFT HISTORY

1973

1. Nick Weatherspoon (13), Illinois
2. Louis Nelson, Washington
3. Tom Kozielko, Toledo
4. Aron Stewart, Richmond
5. Danny Traylor, South Carolina
6. Mike Allocco, Stonehill
7. Ronnie Hogue, Georgia
8. Mark Jellison, Northeastern
9. Mike Boylan, Assumption
10. Dickie Kelly, Bay J.C.

1974

1. Len Elmore (13), Maryland
2. Leonard Robinson, Tennessee St.
2. Dennis DuVal, Syracuse
4. Stan Washington, San Diego
5. Gary Anderson, Wisconsin
6. Roy McPipe, E. Michigan
7. Tom Turner, W. Georgia
8. Steve Platt, Huntington
9. Mark Raterink, Boston College
10. Pete Collins, High Point

1975

1. Kevin Grevey (18), Kentucky
2. Tom Kropp, Kearney St.
4. Fessor Leonard, Furman
5. Rich Jones, Va. Commonwealth
6. John Garret, Purdue
7. Fletcher Johnson, Rand.-Macon
8. Bruce Hamming, Augustana
9. Doug Brookins, Creighton
10. Mike Fahey, Brandeis

1976

1. Mitch Kupchak (13), N. Carolina
1. Larry Wright (14), Grambling
2. Joe Pace, Coppin St.
3. Bill Cook, Memphis St.
4. Marion Hilliard, Memphis St.
5. L.C. Mason, Alabama St.
6. Pat Tallent, George Washington
7. Ralph Vallot, Loyola
8. Merlin Wilson, Georgetown
9. Clyde Agnew, Newberry
10. Mike Beucher, Seton Hall

1977

1. Greg Ballard (4), Oregon
1. Bo Ellis (17), Marquette
2. Phil Walker, Millersville (PA)
3. Steve Puidokas, Washington St.
3. Jerry Schellenberg, Wake Forest
4. David Reavis, Georgia
5. Bruce Parkinson, Purdue
6. Ernie Wansley, Virginia Tech
7. Calvin Brown, American
8. Pat McKinley, Towson St.

1978

1. Roger Phegley (14), Bradley
1. Dave Corzine (18), DePaul
2. Terry Sykes, Grambling
3. Rick Apke, Creighton
4. Lawrence Boston, Maryland
5. Roger Dickens, Towson St.
6. Archie Aldridge, Miami (OH)
7. Ed Hopkins, Georgetown
8. Nestor Cora, St. Francis (NY)
9. Tim Claxton, Temple
10. Steve Connor, Boise St.

1979

2. Joe DeSantis, Fairfield
3. Andrew Parker, Iowa St.
3. Charles Floyd, High Point
4. Lamont Reid, Oral Roberts
5. Marshall Ashford, Virginia Tech
6. Garcia Hopkins, Morgan St.
7. Conrad Whisenton, Fisk
8. Jo Jo Walters, Manhattan
9. Ray Hooker, Murray St.
10. Steve Martin, Georgetown

1980

1. Wes Matthews (14), Wisconsin
2. Rick Mahorn, Hampton Institute
4. Francois Wise, Long Beach St.
5. Daryl Strickland, Rutgers
6. Ken Darcy, Chicago St.
7. Karl Godine, Stephen F. Austin
8. Rich Valavicious, Auburn
9. Clinton Wyatt, Alcorn St.
10. Don Youman, Oklahoma St.

1981

1. Frank Johnson (11), Wake Forest
2. Charles Davis, Vanderbilt
2. Claude Gregory, Wisconsin
2. Steve Lingenfelter, So. Dakota St.
3. Mike Ferrara, Colgate
4. Ron Davis, Arizona
5. Gary Witts, Holy Cross
6. Robert Williams, Grambling
7. Randy Martell, Houston Baptist
8. Mike Howard, Wofford
9. Eddie Brown, Valdosta St.
10. Ralton Way, Houston Baptist

1982

2. Bryan Warrick, St. Joseph's
2. Dwight Anderson, USC
2. Mike Gibson, SC Spartanburg
3. Mike Largey, Upsala
4. Dino Gregory, Long Beach St.
5. Clarence Dickerson, Hawaii
5. Jerry Davis, Detroit
6. Byron Williams, Idaho St.
7. Wendell Gibson, SC Spartanburg
8. Ken Luck, Delaware
9. James Terry, Howard
10. Donald Sinclair, N.C. Central

1983

1. Jeff Malone (10), Miss. St.
1. Randy Wittman (22), Indiana
2. Michael Britt, UDC
2. Guy Williams, Washington St.
3. Darren Daye, UCLA
4. Dan Gaye, SW Louisiana
5. Robin Dixon, New Hampshire
6. Donald Carroll, St. Augustine
7. Danny Womack, Winston Salem
8. Bernard Perry, Howard
9. Rick Moreland, UMBC
10. Isiah Singletary, St. Louis

*Rounds 1-10



DRAFT HISTORY

1984

1. Melvin Turpin (6), Kentucky
2. Tony Costner, St. Joseph's
3. Fred Reynolds, Texas-El Paso
3. Ricky Ross, Tulsa
4. Jim Grandholm, South Florida
5. Colin Irish, Bowling Green
6. Blaise Bugajski, Illinois Wesleyan
7. Tim Garrett, New Mexico
8. Darryl Odom, West Va. Wesleyan
9. Mike Emanuel, Pembroke St.
10. Glynn Myrick, Stetson

1985

1. Kenny Green (12), Wake Forest
2. Manute Bol, Bridgeport
3. Vernon Moore, Creighton
4. Ken Perry, Southern Illinois
4. Richie Adams, UNLV
5. Dean Shaffer, Florida St.
6. Matt England, Houston Baptist
7. Keith Gray, Detroit

1986

1. John Williams (12), LSU
1. Anthony Jones (21), UNLV
2. Steve Mitchell, UAB
3. David Henderson, Duke
4. Barry Munger, St. Bonaventure
5. Paul Fortier, Washington
6. Lorenzo Duncan, S. Houston St.
7. Joe Price, Notre Dame

1987

1. Tyrone Bogues (12), Wake Forest
2. Duane Washington, M. Tenn. St.
2. Derrick Dowell, USC
3. Danny Pearson, Jacksonville
4. Scott Thompson, San Diego
5. Patrick Fairs, Texas
6. Dwayne Scholten, Washington St.
7. Jamie Dixon, Texas Christian

1988

1. Harvey Grant (12), Oklahoma
2. Ledell Eackles, New Orleans
3. Ed Davender, Kentucky

1989

1. Tom Hammonds (9), GA Tech
2. Ed Horton, Iowa
2. Doug Roth, Tennessee

1990

2. Greg Foster, Texas El-Paso
2. A. J. English, Virginia Union

1991

1. LaBradford Smith (19), Louisville
2. Pick sent to Sacramento

1992

1. Tom Gugliotta (6), N.C. State
2. Brent Price, Oklahoma

1993

1. Calbert Cheaney (6), Indiana
2. Gheorghe Muresan, Romania
2. Conrad McRae, Syracuse

1994

1. Juwan Howard (5), Michigan
2. Jim McIlvaine, Marquette

1995

1. Rasheed Wallace (4), N. Carolina
2. Pick sent to Miami

1996

1. Pick sent to Golden State
2. Ronnie Henderson, LSU

1997

1. Pick sent to Cleveland
2. God Shammgod, Providence
2. Predrag Drobnjak, Serbia

1998

1. Pick sent to Orlando
2. Jahidi White, Georgetown

1999

1. Richard Hamilton (7), UConn
2. Calvin Booth, Penn State

2000

2. Mike Smith, Louisiana-Monroe

2001

1. Kwame Brown (1), Glynn Academy HS (GA)

2002

1. Jared Jeffries (11), Indiana
1. Juan Dixon (17), Maryland
2. Rod Grizzard, Alabama
2. Juan Carlos Navarro, Spain

2003

1. Jarvis Hayes (10), Georgia
2. Steve Blake, Maryland

2004

1. Devin Harris (5), Wisconsin
2. Peter John Ramos, Puerto Rico

2005

2. Andray Blatche, South Kent Prep HS (CT)

2006

1. Oleksiy Pecherov (18), Ukraine
2. Vladimir Veremeenko, Belarus

2007

1. Nick Young (16), Southern California
2. Dominic McGuire, Fresno State

2008

1. JaVale McGee (18), Nevada
2. Bill Walker, Kansas State

2009

2. Jermaine Taylor, Central Florida



ALL-TIME UNIFORM NUMBERS

00
Kevin Duckworth
Brendan Hayward

0
Gilbert Arenas

1
Tyrone Bogues
Greg Grant
Jared Jeffries
Kevin Porter
Rod Strickland
Andre Turner
Gus Williams
Nick Young

2
Steve Blake
Walter Budko
Euck Johnson
Mitch Richmond
Bryon Rummel
God Shammgod
DeShawn Stevenson
Ennis Whitley
Mike Wilson
Chris Webber

3
Caron Butler
Fred Carter
Rex Chapman
Juan Dixon
Brendan Hayward
George Johnson
Kevin McKenna
Lawrence Moten
Dominic Pressley
Laron Profit
Guy Williams
Haywood Workman

4
Courtney Alexander
Larry Boston
Lewis Brown
Joe Cooper
Antawn Jamison
Moses Malone
Steve Malovic
Gerald Paddio
Cliff Robinson
Clinton Smith
Scott Skiles
Chris Webber

5
Kwame Brown
Juwan Howard
John Lucas
Dominic McGuire
Dan Roundfield
Darrell Walker

6
Antonio Daniels
Mike Riordan
7
Chucky Atkins
Claude Gregory
Laron Profit

8
Isaac Austin
Walt Bellamy *
Mel Counts
Javaris Crittenton
Roger Mason Jr.
Tyrone Nesby
Anthony Peeler
Bob Weiss

9
Jim Chones
Darius Songaila
Dave Stallworth

10
Michael Adams
Manute Bol
Damone Brown
Bob Dandridge

10
Howie Carl *
Reggie Jordan
Tyrone Lue
Jeff McInnis
Earl Monroe
Don Ohl
Kevin Porter
Ralph Wells #

11
Johnny Egan
Sihugo Green
Elvin Hayes
Brian Heaney
Thales McReynolds
Gary Zeller

12
Jim Barnes
Ron Behagen
Darwin Cook
Juan Dixon
Bob Ferry
Leonard Gray
Tom Hammonds
Andy Johnson *
Bill Miller #
Brian Oliver
Kevin Pritchard
Gene Shue
Carlos Terry
Billy Thomas
John Tresvant
Nick Weatherpoons
Chris Whitney

13
Chris Corchiani
Mike Davis
Mike James
Felipe Lopez
Stan Love
Doug Roth
Bryan Warrick

14
Michael Adams
A.J. English
Bob Ferry
Clom Haskins
Tom Henderson
Paul Hogue
Brad Holland
Wes Matthews
Doug Overton
Robert Pack
Oleksiy Pechevov
Jerry Sloan
Ricky Sobers
Larry Staverman #
Charlie Tyra *

15
Steve Burt
Anthony Goldwire
Bailey Howell
Frank Johnson
Jimmy Jones
Albert King
Don Kojis
Jack Marin
Eddie Miles
Earl Monroe
Louie Nelson
Gaylon Nickerson
Mark Price
Bob Quick
Horace Walker *
Kenny Walker
Aaron Williams

16
Joe Graboski *
Sihugo Green *
Wally Jones
Mel Peterson
Roger Strickland

17
Dee Brown

20
Gus Bailey
Elbert Butler
Steve Carter
Ken Dancy
Wayne Hightower

20
Gary Hill
Larry Hughes
Gus Johnson
Mel Nowell #
Brent Price
Anthony Roberts
Flynn Robinson
Phil Walker
Stan Washington
Freeman Williams
Gary Witts

21
Dave Bing
Torrave Braggs
Archie Clark
Ledell Eckles
Dick Gibbs
Kenny Green
Bob Leonard *
Bobby Simmons
Donell Taylor
Anthony Tucker

22
Dudley Bradley
Don Collins
Dave Felt
Al Ferrari #
Matt Fish
Brevin Knight
Maurice King #
Tom Kozelko
Kevin Loughery
Keith McCord *
Jim McIlvaine
LaBradford Smith
John Turner *
Roger Phegley

23
Mike Bloom
Charles Davis
Dennis DuVal
LeRoy Ellis
Charlie Hardnett
Les Hunter
George Johnson
Charles Jones
Michael Jordan
Tim Legler
Nick Mantis #
John Williamson
York Larese *

24
Hubert Davis
Johnny Green
Tom Gugliotta
Jarvis Hayes
Spencer Hayward
Wally Jones
Tom Kroop
Manny Leaks
Jeff Malone
Jack Marin
Willie Somerset

25
John Cox #
Ralph Davis *
Darren Daye
Gus Johnson
Mitch Kupchak
Mike O'Koren

29
Mike Wilks

30
Mike Gibson
Bernard King
Tracy Murray
Mike O'Koren
Joe Pace
Tom Patterson
Ben Wallace
Rasheed Wallace

31
Mark Alarie
Darvin Ham
George E. Johnson
George L. Johnson

31
Joe Kopicki
Ray Scott
Dennis Stewart
Jay Vincent
Walt Wesley

32
Andray Blatche
Mitchell Butler
Chubby Cox
Richard Hamilton
Wayne Hightower
Ed Horton
Byron Irvin
Jaren Jackson
DeWayne Scales
Tom Sewell
Leon Wood
Larry Wright

33
George Bonsalle *
Brendan Haywood *
Jimmy Oliver
Larry Stewart
Gary Brads
Dave Britton
Terry Catledge
Jim Cleanoms
Andre McCarter
Barry Orms
Dave Piontek *
Rich Rinaldi
Len Robinson
Larry Stewart
Otis Thorpe
Ben Warley
Roland West

34
John Austin
Billy Ray Bates
Austin Carr
Michael Curry
Don MacLean
Charles Oakley
JaVale McGee
Peter John Ramos
Jeff Slade #
Bob Thornton
John Williams

35
Ron Anderson
John Barnhill
Lonny Baxter
Barney Cable *
Brian Cardinal
Terry Driscoll
Kevin Grevey
Ed Manning
Tracy Murray
Woody Sautdsberry #
Ange Storey
Derek Strong
Al Tucker
Loy Vaught

36
Etan Thomas

40
Dave Batton
Calbert Cheaney
Dave Corzine
Stan McKenzie
Dorie Murray
Al Tucker
Tom Workman

41
Les Hunter
Wes Unsel

42
Mark Acres
Greg Ballard
Eldrick Bohannon
Greg Foster
Claude Gregory
Mike Hall
Tito Horford
Jimmy Jones

42
Cedric Lewis
Jay Murphy
Jerry Stackhouse
Dave Stallworth
Jeff Webster

43
Terry Dischinger #
Pervis Ellison
John Kerr
Jeff Ruland
Lorenzo Williams

44
Archie Clark
Archie Dees *
LeRoy Ellis
Joe Graboski *
Harvey Grant
Sihugo Green *
Christian Laettner
Anthony Jones
Rick Mahorn
Don Nelson #
Joe Pace
Mike Peplowski
Rod Thorn
Walt Wesley
Aaron Williams

45
Phil Chenier

50
Marty Conlon
Ashraf Amaya
Randell Jackson
Steve Lingelfelter
Alan Ogg
Mel Turpin
Ralph Sampson

51
John Coker
Charles A. Jones
Michael Ruffin

52
Calvin Booth
Larry Comley *
Terry Davis
Charles Hardnett #
Vern Hatton *
Kevin Loughery
Samaki Walker

53
Jason Lawson

54
Popeye Jones
Jonathan Kerner
James Lang
Tom McMillen

55
Bob McCann
Jahidi White
David Wingate

77
Gheorghe Muresan

* 1961-62 Chicago Packers
1962-63 Chicago Zephyrs



WIZARDS RETIRED NUMBERS

41 WES UNSELD

As a player, Wes Unsel seemed to have been chiseled from a block of granite, with a stoic demeanor and an iron resolve to win. A 6-7 bull of a center, he forged his reputation on relentless rebounding, bone-jarring picks, and laser-beam outlet passes. He did all the unspectacular things that led to glamorous victories. He was the league's MVP and Rookie of the Year in 1968-69 and a five-time NBA All-Star who captained the Baltimore and Washington Bullets to four NBA Finals appearances in the 1970s and to a championship in 1977-78. Unsel was intelligent on and off the court, and over the course of his career he came to personify the virtues of hard work, dedication, and courage. After retiring in 1980 he moved into a front office position with the Bullets, then coached the team for seven seasons in the late 1980s and early 1990s before becoming the team's General Manager before taking a leave of absence in May 2003. During his 13-year NBA career, all with the Bullets, Unsel piled up many accomplishments. He ranked seventh on the league's all-time rebounding list and was one of a handful of players to have tallied at least 10,000 points and 10,000 rebounds for a career. He played 984 games for the Bullets, the most of any player in franchise history. His Total of 13,769 boards (14.0 rpg) currently tops the franchise career list, and his 3,822 assists also is a Bullets record. After a standout career at Louisville, Unsel was the second overall selection in the 1968 NBA Draft by the Bullets following the selection of future teammate Elvin Hayes by the Rockets. The Bullets had never had a winning season up to that point of Unsel's arrival. With Unsel the team ran off 10 winning campaigns and made 12 consecutive playoff appearances. Unsel played each of his 13 seasons with the Bullets and was elected to the Naismith Memorial Basketball Hall of Fame in 1988. In 1996, he was named to the NBA 50th Anniversary All-Time Team.

11 ELVIN HAYES


One of the most talented power forwards ever to play the game, Elvin Hayes used his trademark turnaround jumper and aggressive defense to win a secure place in the NBA record books. Fifth on the all-time list in games (1,303) and third in minutes played (50,000), he missed only nine contests in his 16 years in the league, a tribute to his durability and conditioning. An All-Star for each of his first 12 seasons, he scored more points (27,313) than any other player in NBA history except for Kareem Abdul Jabbar, Karl Malone, Michael Jordan, Wilt Chamberlain and Moses Malone. He also ranks fourth on the league's all-time rebounding list with 16,279 boards. Hayes is the franchise leader in points scored with 15,551 and averaged 21.3 points and 12.7 rebounds in his nine seasons with the Bullets that included a world championship in 1978. Hayes attended the University of Houston where he had a standout career highlighted by outscoring Lew Alcindor 39-15 in leading Houston to snap UCLA's 47-game winning streak. Hayes was the first overall pick by the San Diego Rockets in the 1968 NBA Draft. Following four seasons with the Rockets, Hayes was acquired by the Baltimore Bullets in exchange for Jack Marin and future considerations on April 12, 1972. With the Bullets, Hayes moved to the power forward position and teamed with Wes Unsel to form one of the most formidable frontcourts in NBA history. Hayes led Washington to a franchise record 60 wins during the 1974-75 season while being named First Team All-NBA. During Washington's championship run in 1978, Hayes averaged a team-high 21.2 points per game. After a standout career in Washington, Hayes finished his 16-year career with the Houston Rockets. Hayes was inducted into the Naismith Memorial Basketball Hall of Fame in 1990 and his #11 jersey is one of only three numbers retired by the Washington Wizards.

25 GUS JOHNSON

Gus Johnson, one of only three players in franchise history to have his jersey retired, was one of 21 finalists named by the North American Screening Committee for election into the Naismith Memorial Basketball Hall of Fame's Class of 2003. Johnson, a native of Akron, Ohio was a devastating force at the power forward position. Johnson's ability to score, pass, and rebound made the Baltimore Bullets a perennial title contender from the mid 1960s to the early 1970's. Johnson, who entered the league following one year at the University of Idaho in 1963, spent nine of his 11 pro seasons with the Bullets. Nicknamed "Honeycomb" for his sweet play, Johnson was a four-time All-NBA Second Team selection (1965, '66, '70, '71), a two-time All-Defensive First Team selection (1970, '71), and was a member of the 1964 NBA All-Rookie team. With Johnson on the roster, the Bullets reached the playoffs six times and advanced to the NBA finals in 1970-71 (4-0 loss to Milwaukee). Statistically, Johnson averaged a double-double (17.1 ppg and 12.7 rpg) in 581 career NBA games. The Washington Bullets retired his jersey number 25 in 1986. On April 29, 1987, Johnson passed away after being diagnosed with an inoperable brain tumor.

10 EARL MONROE

Before the arrival of "Magic" Johnson, there was another "Magic" -- "Black Magic" -- also known as "Earl the Pearl." He was Earl Monroe, a dazzling playmaker and one-on-one virtuoso who dazzled both spectators and opponents alike with his flashy moves and drives to the hoop. Monroe revolutionized the game with his flamboyant moves, and is widely credited with popularizing the spin move. Some said that watching him play was like listening to jazz; much like the music, Monroe's moves were like improvisations, many of which took off in mid-flight and changed course without notice. He was chosen with the second pick in the 1967 NBA draft by the Baltimore Bullets, and immediately made his presence known. He scored a then-franchise record 56 points in a game against the Los Angeles Lakers and was awarded the NBA Rookie of the Year Award after averaging 24.3 points for the season. During his Bullets career, Monroe solidified himself as not only a marquee player but the leader of a perennial championship contender. In 1968-69 he was named to the All-NBA First Team and coupled with Rookie of the Year Wes Unsel to create a devastating fast break not seen before in the NBA. The following season he led the Baltimore Bullets to their first ever NBA World Championship Series. "The Pearl" ended his Bullets career in 1971 as one of the franchise's most storied players, and he appears frequently in the franchise record books. Monroe scored 7,775 points in 328 games as a Bullet, and stands third in franchise history in scoring average (23.7). The prolific scorer notched over 40 points on nine different occasions for the Bullets and led Baltimore in scoring and assists four consecutive years (1967-71). He scored over 700 playoff points in a Bullets uniform, and ranks second in playoff scoring average with 24.3 points per game. Monroe retired from the game of basketball in 1980 as one of the greatest and most innovative players in its history. During his 13-year career he had amassed 17,454 points in 926 games. A four time All-Star, Monroe was inducted into the NBA Hall of Fame in 1990. In 1996, the NBA announced Monroe as a member of its 50th Anniversary All-Time Team honoring the top 50 players in league history. "The Pearl" helped herald a new era of basketball, a more exciting game that showcased dazzling individual skills within a team context and on December 10, 2007 Earl Monroe's #10 jersey became only the fourth number retired by the Washington Wizards. (Courtesy of NBA.com)



1977-78 CHAMPIONSHIP SEASON

Led by Wes Unseld and Elvin Hayes, the Washington Bullets captured the franchise's only world championship during the 1977-78 season under new head coach Dick Motta. The Bullets had established themselves as one of the most formidable teams in the 1970's and made two NBA Finals appearances only to lose to Milwaukee in 1971 and to Golden State in 1975, after a season in which the team posted a franchise record 60 victories. Washington finished the 1977-78 season with a 44-38 record and defeated Atlanta and San Antonio in the Eastern Conference Playoffs before upsetting Philadelphia 4-2 for a spot in the NBA Finals versus the Seattle SuperSonics. Seattle erased a 19-point lead at home in Game 1 and took a 1-0 series lead with a 106-102 victory. The series then shifted to the Capital Centre for Game 2 where Bobby Dandridge scored 34 points and Hayes added 25 points as Washington even the series with a 106-98 win. Seattle held off a late Washington rally for a 93-92 win at the Capital Centre in Game 3 as the series shifted to the Kingdome for Game 4. In need of a win, Washington trailed by 15 points late in third quarter but rallied behind Dandridge and Unseld to force overtime where Charles Johnson nailed three field goals as Washington evened the series with a 120-116 overtime win. The series then shifted to the Seattle Coliseum for Game 5, and in their home arena, the Sonics posted a 98-94 win to take a 3-2 series lead. Facing elimination, Washington exploded for 70 points in the second half of Game 6 and increased a 12-point first half lead into a 117-82 victory. The series then returned to Seattle for the seventh and deciding game where Washington played strong defense in forcing the Sonics backcourt of Gus Williams and Dennis Johnson into 4-26 shooting in building an 11-point fourth quarter lead. Seattle fought back in the closing minutes and cut the lead to four with a minute and a half to play. Mitch Kupchak then converted a big three point play but Seattle rallied to cut the lead to 101-99 on a Paul Silas tip-in. Seattle then fouled Unseld, who hit both of his free throws as Washington held on for a 105-99 victory and the franchise's first world championship. The title was the first for the City of Washington, D.C. since the Redskins won the NFL title in 1942. During the playoff run and finals, Motta reminded the media and fans that each series wasn't over until "the fat lady sings," a phrase that is widely associated with 1978 NBA Champion Washington Bullets.



ALL-TIME AWARD WINNERS

ALL-TIME ALL-STARS

Gilbert Arenas, 2005-07
 Michael Adams, 1992
 Walt Bellamy, 1962-65
 Dave Bing, 1976
 Caron Butler, 2007-08
 Phil Chenier, 1974-75, 1977
 Archie Clark, 1972
 Bob Dandridge, 1979
 Terry Dischinger, 1963-64
 Ray Felix, 1954*
 Elvin Hayes, 1973-80
 Juwan Howard, 1996
 Bailey Howell, 1966
 Antawn Jamison, 2005, 2008
 Gus Johnson, 1965, 1968-71
 Michael Jordan, 2002-03
 Bernard King, 1991
 Jeff Malone, 1986-87
 Moses Malone, 1987-88
 Jack Marin, 1972
 Earl Monroe, 1969, 1971
 Don Ohl, 1965-67
 Red Rocha, 1951*
 Jeff Ruland, 1983
 Fred Scolari, 1952-53*
 Chris Webber, 1997
 Wes Unseld, 1969, 1971-73, 1975

* *Member of the original Baltimore Bullets.*

ALL-TIME ALL-STAR COACHES

Gene Shue, 1969
 KC Jones, 1975
 Dick Motta, 1979
 Eddie Jordan, 2007

ALL-TIME ALL-STAR GAMES HOSTED

Capital Centre, 1980
 Verizon Center, 2001

ALL TIME PLAYERS OF THE MONTH

Jeff Ruland - March 1983
 Jeff Ruland - December 1983
 Juwan Howard - April 1996
 Gilbert Arenas - December 2006

NBA HALL OF FAME INDUCTEES

Wes Unseld, 1988
 Elvin Hayes*, 1990
 Earl Monroe*, 1990
 Dave Bing*, 1990
 Walt Bellamy, 1993
 Bailey Howell, 1997
 Moses Malone, 2001

*According to Hall of Fame officials, 1989-90 marked the only time that three players from the same franchise were inducted in the same year.



ALL-TIME AWARD WINNERS

NBA Most Valuable Player

Wes Unseld, 1968-69

NBA Coach of the Year

Gene Shue, 1968-69

Gene Shue, 1981-82

NBA Rookie of the Year

Walt Bellamy, 1961-62

Terry Dischinger, 1962-63

Earl Monroe, 1967-68

Wes Unseld, 1968-69

NBA Most Improved Player

Pervis Ellison, 1991-92

Don MacLean, 1993-94

Gheorghe Muresan, 1995-96

NBA Executive of the Year

Bob Ferry, 1978-79

Bob Ferry, 1981-82

J. Walter Kennedy Citizenship Award

Wes Unseld, 1974-75

Dave Bing, 1976-77

NBA Sportsmanship AwardChris Whitney, Atlantic Division Winner,
2000-01Antawn Jamison, Southeast Division Winner,
2007-08, 2008-09**NBA Finals Most Valuable Player**

Wed Unseld, 1978

All-NBA First Team

Wes Unseld, 1968-69

Earl Monroe, 1968-69

Elvin Hayes, 1974-75

Elvin Hayes, 1976-77

Elvin Hayes, 1978-79

All-NBA Second Team

Gus Johnson, 1964-65

Gus Johnson, 1965-66

Gus Johnson, 1969-70

Gus Johnson, 1970-71

Archie Clark, 1971-72

Elvin Hayes, 1972-73

Elvin Hayes, 1973-74

All-NBA Second Team (Continued)

Phil Chenier, 1974-75

Elvin Hayes, 1975-76

Bobby Dandridge, 1978-79

Moses Malone, 1986-87

Rod Strickland, 1997-98

Gilbert Arenas, 2006-07

All-NBA Third Team

Bernard King, 1990-91

Juwana Howard, 1995-96

Gilbert Arenas, 2004-05

Gilbert Arenas, 2005-06

All-Rookie First Team

Terry Dischinger, 1962-63

Gus Johnson, 1963-64

Rod Thorn, 1963-64

Wally Jones, 1964-65

Jack Marin, 1966-67

Earl Monroe, 1967-68

Wes Unseld, 1968-69

Mike Davis, 1969-70

Phil Chenier, 1971-72

Nick Weatherspoon, 1973-74

Mitch Kupchak, 1976-77

Jeff Ruland, 1981-82

Jeff Malone, 1983-84

Tom Gugliotta, 1992-93

All-Rookie Second Team

Larry Stewart, 1991-92

Juwana Howard, 1994-95

Rasheed Wallace, 1995-96

Courtney Alexander, 2000-01

Jarvis Hayes, 2003-04

All-Defensive First Team

Gus Johnson, 1969-70

Gus Johnson, 1970-71

Bobby Dandridge, 1978-79

Larry Hughes, 2004-05

All-Defensive Second Team

Mike Riordan, 1972-73

Elvin Hayes, 1973-74

Elvin Hayes, 1974-75

Manute Bol, 1985-86



THE LAST TIME

| | |
|--|--|
| A Wizard had a triple-double | Caron Butler, at L.A. Lakers (3/30/08) |
| An opponent had a triple-double | Chris Paul, New Orleans, (3/11/09) |
| A Wizard scored 50+ points | Gilbert Arenas (51), vs. Utah (1/15/07) |
| An opponent scored 50+ points | Tracy McGrady (62), at Orlando (3/10/04) |
| A Wizard had 20+ rebounds | Antawn Jamison (20), vs. Toronto (1/29/08) |
| An opponent had 20+ rebounds | David Lee (21), New York (1/16/09) |
| A Wizard had 25+ rebounds | Wes Unseld (25), at San Antonio (3/18/80) |
| An opponent had 25+ rebounds | Shaquille O'Neal (25), at Orlando (4/20/93) |
| A Wizards rookie had 30+ points | Courtney Alexander (33), vs. Toronto (4/18/01) |
| A Wizards rookie had 15+ rebounds | Etan Thomas (15), vs. Philadelphia (4/10/02) |
| The Wizards had four 20+ scorers | A. Jamison (26), C. Butler (25), R. Mason (24), B. Haywood (20), at Charlotte (12/26/07) |
| The Wizards had two 30+ scorers | Caron Butler (35) and Antawn Jamison (34), vs. Indiana (2/8/09) |
| A Wizard had 15+ assists | Antonio Daniels (17), vs. Charlotte (4/4/07) |
| An opponent had 15+ assists | Baron Davis (20), at LA Clippers (3/18/09) |
| A Wizard had 20+ assists | Rod Strickland (20), at Golden State (2/10/98) |
| An opponent had 20+ assists | Baron Davis (20), at LA Clippers (3/18/09) |
| The Wizards had two All-Stars | Caron Butler, Antawn Jamison, 2008 |
| The Wizards made the playoffs | 2007-08: lost to Cleveland (2-4) |
| The Wizards made the second round | 2004-05: lost to Miami (0-4) |
| The Wizards made the Conf. Finals | 1981-82: lost to Boston (1-4) |
| The Wizards made the NBA Finals | 1978-79: lost to Seattle (1-4) |
| A Wizard was Player of the Week | Antawn Jamison, March 10-16, 2008 |
| A Wizard was Player of the Month | Gilbert Arenas, December 2006 |
| A Wizard was Rookie of the Month | Brendan Haywood, December 2001 |
| A Wizard was Coach of the Month | Eddie Jordan, December 2006 |



1961-62 CHICAGO PACKERS

FINAL STATISTICS

COACH: Jim Pollard

| Player | TOTALS | | | | FREE THROWS | | | | REB | AST | PF-DG | PTS | AVG |
|--------------|--------|------|-----|------|-------------|-----|-----|------|------|-----|-------|------|------|
| | G | MIN | FG | FGA | PCT | FT | FTA | PCT | | | | | |
| Bellamy | 79 | 3344 | 973 | 1875 | .519 | 549 | 853 | .644 | 1500 | 210 | 281-6 | 2495 | 31.6 |
| Leonard | 70 | 2464 | 423 | 1128 | .375 | 279 | 371 | .752 | 199 | 378 | 186-0 | 1125 | 16.1 |
| Johnson | 71 | 2193 | 365 | 814 | .448 | 284 | 452 | .628 | 351 | 228 | 247-5 | 1014 | 14.3 |
| Green* | 71 | 2388 | 341 | 905 | .377 | 218 | 311 | .701 | 399 | 318 | 226-3 | 900 | 12.7 |
| Cable | 67 | 1861 | 749 | 305 | .407 | 181 | 118 | .652 | 563 | 115 | 211-4 | 728 | 10.9 |
| Sauldsberry* | 63 | 1765 | 298 | 869 | .343 | 79 | 123 | .642 | 536 | 90 | 179-5 | 675 | 10.7 |
| Davis | 77 | 1992 | 364 | 881 | .413 | 71 | 103 | .689 | 162 | 247 | 187-1 | 799 | 10.4 |
| Hatton | 40 | 898 | 331 | 112 | .338 | 125 | 98 | .784 | 102 | 99 | 13-0 | 322 | 8.1 |
| Tyra | 78 | 1606 | 193 | 534 | .361 | 133 | 214 | .621 | 610 | 86 | 210-7 | 519 | 6.7 |
| Walker | 65 | 1331 | 149 | 439 | .339 | 140 | 193 | .725 | 466 | 69 | 194-2 | 438 | 6.7 |
| Dees | 21 | 288 | 115 | 51 | .443 | 46 | 35 | .761 | 77 | 16 | 33-0 | 137 | 6.5 |
| Carl | 31 | 382 | 67 | 201 | .333 | 36 | 51 | .706 | 39 | 57 | 41-1 | 170 | 5.5 |
| Garboski | 38 | 468 | 221 | 77 | .348 | 64 | 39 | .609 | 154 | 28 | 62-0 | 193 | 5.1 |
| Larese | 59 | 703 | 327 | 122 | .373 | 72 | 58 | .805 | 77 | 94 | 104-0 | 302 | 5.1 |
| Turner | 42 | 567 | 84 | 221 | .380 | 32 | 42 | .762 | 85 | 44 | 51-0 | 200 | 4.8 |
| Piontek | 45 | 614 | 83 | 225 | .369 | 39 | 59 | .661 | 155 | 31 | 89-1 | 205 | 4.6 |
| BonSalle | 3 | 9 | 2 | 8 | .250 | 0 | 0 | .000 | 2 | 0 | 0-0 | 4 | 1.3 |

*Green- 14 St. Louis, 57 Chicago; Sauldsberry-14 St. Louis, 49 Chicago.

GAME-BY-GAME RESULTS

RECORD: 18-62 HOME: 9-18 ROAD: 3-20 NEUTRAL: 6-24

| Date | Opponent | Score | Record | Date | Opponent | Score | Record |
|---------------|------------------------------|----------------|-------------|---------------|------------------------------|----------------|--------------|
| Oct.19 | at New York | 103-120 | 0-1 | Jan.18 | Syracuse at Philadelphia | 111-118 | 9-32 |
| Oct.21 | at Syracuse | 103-123 | 0-2 | Jan.19 | St. Louis | 113-114 | 9-33 |
| Oct.27 | St. Louis | 117-106 | 1-2 | Jan.20 | at St. Louis | 112-116 | 9-34 |
| Oct.28 | at St. Louis | 95-122 | 1-3 | Jan.21 | Los Angeles | 111-112 | 9-35 |
| Nov.3 | New York | 129-118 | 2-3 | Jan.22 | NY at Moline | 94-131 | 9-36 |
| Nov.4 | Los Angeles | 112-125 | 2-4 | Jan.23 | at New York | 109-103 | 10-36 |
| Nov.8 | New York at Detroit | 108-130 | 2-5 | Jan.24 | Philadelphia at Boston | 108-122 | 10-37 |
| Nov.10 | at Cincinnati | 117-122 | 2-6 | Jan.25 | New York | 102-117 | 10-38 |
| Nov.11 | Cincinnati | 107-117 | 2-7 | Jan.27 | Syracuse | 102-107 | 10-39 |
| Nov.12 | Boston | 96-112 | 2-8 | Jan.28 | at Los Angeles | 109-124 | 10-40 |
| Nov.13 | at Los Angeles | 113-127 | 2-9 | Jan.30 | at Los Angeles | 92-107 | 10-41 |
| Nov.15 | at Los Angeles | 118-133 | 2-10 | Jan.31 | Boston | 115-122 | 10-42 |
| Nov.18 | at Detroit | 113-119 | 2-11 | Feb.2 | Detroit | 112-96 | 11-42 |
| Nov.19 | Philadelphia | 114-122 | 2-12 | Feb.3 | Detroit at St. Louis | 109-116 | 11-43 |
| Nov.21 | at New York | 109-107 | 3-12 | Feb.4 | Los Angeles | 113-105 | 12-43 |
| Nov.25 | at Philadelphia | 102-134 | 3-13 | Feb.5 | Boston | 111-127 | 12-44 |
| Dec.1 | at Boston | 121-140 | 3-14 | Feb.6 | Syracuse at New York | 123-127 | 12-45 |
| Dec.2 | at Syracuse | 118-132 | 3-15 | Feb.10 | NY at Philadelphia | 126-111 | 13-45 |
| Dec.5 | St. Louis at New York | 101-99 | 4-15 | Feb.11 | at Boston | 115-148 | 13-46 |
| Dec.8 | Detroit at Philadelphia | 107-133 | 4-16 | Feb.13 | Boston at Providence | 117-138 | 13-47 |
| Dec.9 | at Philadelphia | 113-135 | 4-17 | Feb.14 | Cincinnati at Detroit | 125-121 | 14-47 |
| Dec.10 | Philadelphia at Chicago | 109-118 | 4-18 | Feb.15 | Syracuse | 126-121 | 15-47 |
| Dec.11 | Cincinnati at Dayton | 117-133 | 4-19 | Feb.16 | Syracuse at Evansville | 106-132 | 15-48 |
| Dec.13 | NY at Boston | 113-112 | 5-19 | Feb.17 | Syracuse at Rochester | 127-136 | 15-49 |
| Dec.14 | Boston at Philadelphia | 108-123 | 5-20 | Feb.18 | Cincinnati at Syracuse | 121-138 | 15-50 |
| Dec.15 | Los Angeles | 97-94 | 6-20 | Feb.20 | Philadelphia at New York | 107-112 | 15-50 |
| Dec.16 | Philadelphia | 110-112 | 6-21 | Feb.21 | Cincinnati | 125-153 | 15-52 |
| Dec.20 | LA at Detroit | 98-102 | 6-22 | Feb.23 | LA at Louisville | 117-124 | 15-53 |
| Dec.25 | Detroit at New York | 118-97 | 7-22 | Feb.24 | St. Louis | 129-119 | 16-53 |
| Dec.26 | Detroit at Ft. Wayne | 108-101 | 8-22 | Feb.25 | at Cincinnati | 105-108 | 16-54 |
| Dec.27 | at Detroit | 93-121 | 8-23 | Feb.27 | Boston at St. Louis | 100-115 | 16-55 |
| Dec.29 | St. Louis | 103-120 | 8-24 | Feb.28 | Philadelphia | 119-128 | 16-56 |
| Dec.30 | at St. Louis | 92-101 | 8-25 | Mar.3 | Cincinnati | 119-126 | 16-57 |
| Jan.2 | Syracuse | 102-127 | 8-26 | Mar.4 | Detroit at Moline | 116-133 | 16-58 |
| Jan.6 | at Syracuse | 102-120 | 8-27 | Mar.8 | Boston | 102-108 | 16-59 |
| Jan.7 | Cincinnati at Louisville | 113-123 | 8-28 | Mar.9 | St. Louis at Detroit | 120-124 | 16-60 |
| Jan.9 | Cincinnati at Indianapolis | 106-113 | 8-29 | Mar.10 | New York | 128-116 | 17-60 |
| Jan.10 | Boston | 103-90 | 9-29 | Mar.12 | Detroit at Green Bay | 116-121 | 17-61 |
| Jan.12 | Detroit | 99-102 | 9-30 | Mar.13 | at St. Louis | 124-118 | 18-61 |
| Jan.13 | at Philadelphia | 117-135 | 9-31 | Mar.14 | Philadelphia | 115-119 | 18-62 |



1962-63 CHICAGO ZEPHYRS

FINAL STATISTICS

COACH: Jack McMahon (12-26); Bob Leonard (13-29)

| Player | G | MIN | TOTALS | | | FREE THROWS | | | | | | | PTS | AVG |
|-------------|----|------|--------|------|------|-------------|-----|------|------|-----|-------|------|------|-----|
| | | | FG | FGA | PCT | FT | FTA | PCT | REB | AST | PF-DG | | | |
| Bellamy | 80 | 3306 | 840 | 1595 | .527 | 553 | 821 | .674 | 1309 | 233 | 283-7 | 2233 | 27.9 | |
| Dischinger | 57 | 2294 | 525 | 1026 | .512 | 402 | 522 | .770 | 458 | 175 | 188-2 | 1452 | 25.5 | |
| Green | 73 | 2648 | 322 | 783 | .411 | 209 | 306 | .683 | 335 | 422 | 274-5 | 853 | 11.7 | |
| Sauldsberry | 77 | 2034 | 966 | 366 | .379 | 163 | 107 | .656 | 447 | 78 | 230-4 | 839 | 10.9 | |
| Hardnett | 78 | 1657 | 301 | 683 | .441 | 225 | 349 | .645 | 602 | 74 | 225-4 | 827 | 10.6 | |
| Cox | 73 | 1685 | 239 | 568 | .412 | 95 | 135 | .704 | 280 | 142 | 149-4 | 573 | 7.8 | |
| McGill | 60 | 590 | 181 | 353 | .513 | 80 | 119 | .672 | 161 | 38 | 118-1 | 442 | 7.4 | |
| Staverman | 33 | 602 | 94 | 194 | .485 | 49 | 62 | .790 | 158 | 43 | 94-3 | 237 | 7.2 | |
| Leonard | 32 | 879 | 84 | 245 | .343 | 59 | 85 | .694 | 68 | 143 | 84-1 | 227 | 7.1 | |
| Nelson | 62 | 1071 | 129 | 293 | .440 | 161 | 221 | .729 | 279 | 72 | 136-3 | 419 | 6.8 | |
| Cable* | 61 | 1200 | 173 | 380 | .455 | 62 | 96 | .646 | 242 | 82 | 136-0 | 408 | 6.7 | |
| Nowell | 39 | 589 | 92 | 237 | .388 | 48 | 66 | .727 | 67 | 84 | 86-0 | 232 | 5.9 | |
| King | 37 | 954 | 94 | 241 | .390 | 28 | 34 | .824 | 102 | 142 | 87-0 | 216 | 5.8 | |
| Mantis* | 32 | 684 | 94 | 244 | .385 | 27 | 49 | .551 | 85 | 83 | 94-0 | 215 | 5.1 | |
| Ferrari | 18 | 138 | 12 | 37 | .324 | 14 | 17 | .824 | 12 | 14 | 21-0 | 38 | 2.1 | |
| Slade | 3 | 20 | 2 | 5 | .400 | 0 | 1 | .000 | 7 | 0 | 3-0 | 4 | 1.3 | |
| Wells | 3 | 48 | 1 | 7 | .143 | 0 | 7 | .000 | 6 | 7 | 6-0 | 2 | 0.7 | |

GAME-BY-GAME RESULTS

RECORD: 25-55 HOME: 17-17 ROAD: 3-23 NEUTRAL: 5-15

| Date | Opponent | Score | Record | Date | Opponent | Score | Record |
|---------|----------------------------|---------|--------|---------|----------------------------|---------|--------|
| Oct. 16 | at New York | 119-121 | 0-1 | Jan. 4 | at New York | 108-129 | 13-28 |
| Oct. 20 | Cincinnati | 113-109 | 1-1 | Jan. 5 | San Francisco | 126-127 | 13-29 |
| Oct. 23 | St. Louis at St. Louis | 109-110 | 1-2 | Jan. 6 | at Syracuse | 102-114 | 13-30 |
| Oct. 24 | Los Angeles | 118-107 | 2-2 | Jan. 9 | Boston | 131-123 | 14-30 |
| Oct. 26 | at Syracuse | 112-130 | 2-3 | Jan. 11 | at Detroit | 112-116 | 14-31 |
| Oct. 27 | San Francisco | 126-129 | 2-4 | Jan. 12 | New York | 130-97 | 15-31 |
| Nov. 2 | Boston | 97-107 | 2-5 | Jan. 13 | at Boston | 99-143 | 15-32 |
| Nov. 3 | at St. Louis | 109-114 | 2-6 | Jan. 17 | Boston at Baltimore | 93-110 | 15-33 |
| Nov. 9 | at San Francisco | 126-134 | 2-7 | Jan. 18 | Los Angeles | 108-116 | 15-34 |
| Nov. 10 | at San Francisco | 108-113 | 2-8 | Jan. 20 | Cincinnati | 113-93 | 16-34 |
| Nov. 11 | at Los Angeles | 109-105 | 3-8 | Jan. 23 | Syracuse | 104-94 | 17-34 |
| Nov. 13 | at Los Angeles | 84-107 | 3-9 | Jan. 25 | Detroit | 111-113 | 17-35 |
| Nov. 15 | New York | 95-92 | 4-9 | Jan. 26 | at Cincinnati | 115-142 | 17-36 |
| Nov. 17 | Los Angeles | 109-110 | 4-10 | Jan. 27 | Cincinnati at Dayton | 126-143 | 17-37 |
| Nov. 18 | Syracuse at Detroit | 107-110 | 4-11 | Jan. 29 | Boston at New York | 99-100 | 17-38 |
| Nov. 20 | Boston at New York | 106-113 | 4-12 | Jan. 31 | New York at Syracuse | 116-101 | 18-38 |
| Nov. 21 | New York at Boston | 108-137 | 4-13 | Feb. 1 | St. Louis | 111-119 | 18-39 |
| Nov. 23 | Boston at Providence | 104-116 | 4-14 | Feb. 3 | at San Francisco | 110-08 | 19-39 |
| Nov. 24 | Detroit | 104-103 | 5-14 | Feb. 4 | San Francisco at San Jose | 107-109 | 19-40 |
| Nov. 26 | at Los Angeles | 106-126 | 5-15 | Feb. 6 | at Los Angeles | 105-107 | 19-41 |
| Nov. 27 | at San Francisco | 115-107 | 6-15 | Feb. 8 | at Los Angeles | 91-94 | 19-42 |
| Nov. 29 | Syracuse | 85-112 | 6-16 | Feb. 9 | Los Angeles | 106-107 | 19-43 |
| Dec. 1 | Cincinnati | 85-131 | 6-17 | Feb. 14 | at Syracuse | 117-136 | 19-44 |
| Dec. 4 | at St. Louis | 102-104 | 6-18 | Feb. 15 | New York | 131-135 | 19-45 |
| Dec. 5 | New York at Detroit | 117-133 | 6-19 | Feb. 17 | Boston | 107-110 | 19-46 |
| Dec. 6 | St. Louis | 106-93 | 7-19 | Feb. 19 | Syracuse at New York | 110-118 | 19-47 |
| Dec. 7 | Syracuse at Rochester | 129-149 | 7-20 | Feb. 21 | Syracuse | 108-91 | 20-47 |
| Dec. 9 | San Francisco | 110-102 | 8-20 | Feb. 22 | at St. Louis | 98-115 | 20-48 |
| Dec. 10 | Detroit at Baltimore | 100-109 | 8-21 | Feb. 23 | San Francisco | 88-92 | 20-49 |
| Dec. 12 | Cincinnati at Boston | 105-102 | 9-21 | Feb. 27 | St. Louis | 98-93 | 21-49 |
| Dec. 13 | Cincinnati at Indianapolis | 123-142 | 9-22 | Feb. 28 | at Detroit | 104-112 | 21-50 |
| Dec. 15 | New York | 142-101 | 10-22 | Mar. 1 | Los Angeles | 114-109 | 22-50 |
| Dec. 16 | Detroit at St. Louis | 110-106 | 11-22 | Mar. 3 | at St. Louis | 97-104 | 22-51 |
| Dec. 18 | Detroit at New York | 113-110 | 12-22 | Mar. 5 | St. Louis | 116-93 | 23-51 |
| Dec. 19 | at Detroit | 113-115 | 12-23 | Mar. 6 | San Francisco at Baltimore | 121-111 | 24-51 |
| Dec. 21 | at Cincinnati | 116-129 | 12-24 | Mar. 8 | Boston | 110-109 | 25-51 |
| Dec. 22 | Detroit at Boston | 110-122 | 12-25 | Mar. 12 | Syracuse | 106-130 | 25-52 |
| Dec. 26 | Detroit | 116-123 | 12-26 | Mar. 13 | at Boston | 108-121 | 25-53 |
| Dec. 29 | Cincinnati | 108-104 | 13-26 | Mar. 15 | at New York | 111-116 | 25-54 |
| Dec. 30 | St. Louis | 100-107 | 13-27 | Mar. 16 | Cincinnati | 117-126 | 25-55 |



1963-64 BALTIMORE BULLETS

FINAL STATISTICS

COACH: Bob Leonard

| Player | G | MIN | TOTALS | | | FREE THROWS | | | REB | AST | PF-DR | PTS | AVG |
|------------|----|------|--------|------|------|-------------|-----|------|------|-----|--------|------|------|
| | | | FG | FGA | PCT | FT | FTA | PCT | | | | | |
| Bellamy | 80 | 3394 | 811 | 1582 | .513 | 537 | 825 | .651 | 1361 | 126 | 300-7 | 2159 | 27.0 |
| Dischinger | 80 | 2816 | 604 | 1217 | .496 | 454 | 585 | .776 | 667 | 157 | 321-10 | 1662 | 20.8 |
| Johnson | 78 | 2847 | 571 | 1329 | .430 | 210 | 319 | .658 | 1064 | 169 | 321-11 | 1352 | 17.3 |
| Thorn | 75 | 2594 | 411 | 1015 | .405 | 258 | 353 | .731 | 360 | 281 | 187-3 | 1080 | 14.4 |
| Green | 75 | 2064 | 287 | 691 | .415 | 198 | 290 | .683 | 282 | 215 | 224-5 | 772 | 10.3 |
| Loughery* | 66 | 1459 | 236 | 631 | .374 | 126 | 177 | .712 | 138 | 182 | 175-2 | 598 | 9.1 |
| Kojis | 78 | 1148 | 203 | 484 | .419 | 82 | 146 | .562 | 309 | 57 | 123-0 | 488 | 6.3 |
| McGill | 6 | 57 | 23 | 11 | .478 | 11 | 9 | .818 | 10 | 0 | 5-0 | 31 | 5.2 |
| Hardnett | 66 | 617 | 107 | 260 | .412 | 84 | 125 | .672 | 251 | 27 | 114-1 | 298 | 4.5 |
| Shue | 47 | 963 | 81 | 276 | .293 | 36 | 61 | .590 | 94 | 150 | 98-2 | 198 | 4.2 |
| Cable | 71 | 1125 | 116 | 290 | .400 | 28 | 42 | .667 | 301 | 47 | 166-3 | 260 | 3.7 |
| Comely | 12 | 89 | 8 | 37 | .216 | 9 | 16 | .563 | 19 | 12 | 11-0 | 25 | 2.1 |
| Strickland | 1 | 4 | 1 | 3 | .333 | 0 | 0 | .000 | 0 | 0 | 1-0 | 2 | 2.0 |
| Hogue* | 15 | 147 | 14 | 30 | .400 | 2 | 7 | .286 | 31 | 6 | 35-1 | 26 | 1.7 |
| Peterson | 2 | 3 | 1 | 1 | 1.0 | 0 | 0 | .000 | 1 | 0 | 2-0 | 2 | 1.0 |

GAME-BY-GAME RESULTS

RECORD: 31-49 HOME: 20-19 ROAD: 8-19 NEUTRAL: 3-11

| Date | Opponent | Score | Record | Date | Opponent | Score | Record |
|--------|--------------------------|---------|--------|--------|---------------------------|---------|--------|
| Oct.16 | Boston | 95-109 | 0-1 | Jan.12 | at St. Louis | 117-113 | 14-27 |
| Oct.17 | at New York | 115-113 | 1-1 | Jan.15 | Boston | 108-113 | 14-28 |
| Oct.19 | San Francisco | 102-103 | 1-2 | Jan.18 | San Francisco | 93-86 | 15-28 |
| Oct.23 | New York | 115-106 | 2-2 | Jan.19 | New York | 107-109 | 15-29 |
| Oct.26 | at Boston | 108-123 | 2-3 | Jan.21 | Philadelphia at New York | 124-121 | 16-29 |
| Oct.27 | St. Louis | 112-123 | 2-4 | Jan.22 | Philadelphia | 124-116 | 17-29 |
| Oct.30 | Philadelphia | 108-111 | 2-5 | Jan.23 | New York | 130-114 | 18-29 |
| Nov.2 | at New York | 105-123 | 2-6 | Jan.25 | Cincinnati | 115-99 | 19-29 |
| Nov.6 | St. Louis | 110-112 | 2-7 | Jan.26 | at Philadelphia | 131-120 | 20-29 |
| Nov.9 | Philadelphia | 116-100 | 3-7 | Jan.30 | Los Angeles | 107-89 | 21-29 |
| Nov.14 | Los Angeles | 115-123 | 3-8 | Jan.31 | Cincinnati at Dayton | 106-118 | 21-30 |
| Nov.16 | at St. Louis | 112-115 | 3-9 | Feb.1 | Detroit | 111-112 | 21-31 |
| Nov.17 | at Cincinnati | 109-110 | 3-10 | Feb.2 | San Francisco | 118-120 | 21-32 |
| Nov.26 | at Philadelphia | 113-115 | 3-11 | Feb.4 | at New York | 137-134 | 22-32 |
| Nov.27 | Cincinnati | 119-122 | 3-12 | Feb.5 | St. Louis | 113-106 | 23-32 |
| Nov.29 | San Francisco | 100-99 | 4-12 | Feb.6 | Boston at College Park | 92-94 | 23-33 |
| Nov.30 | Detroit at New York | 120-101 | 5-12 | Feb.8 | Cincinnati | 105-109 | 23-34 |
| Dec.4 | Los Angeles | 118-98 | 6-12 | Feb.9 | Los Angeles | 119-110 | 24-34 |
| Dec.6 | New York at Boston | 116-102 | 7-12 | Feb.12 | Philadelphia | 121-115 | 25-34 |
| Dec.7 | Boston | 97-114 | 7-13 | Feb.15 | Detroit | 124-122 | 26-34 |
| Dec.9 | Los Angeles at Seattle | 120-134 | 7-14 | Feb.16 | at Detroit | 111-99 | 27-34 |
| Dec.10 | San Fran. at Oakland | 108-117 | 7-15 | Feb.17 | St. Louis | 110-115 | 27-35 |
| Dec.12 | at Los Angeles | 105-120 | 7-16 | Feb.19 | at Philadelphia | 122-130 | 27-36 |
| Dec.13 | at San Francisco | 114-114 | 8-16 | Feb.20 | Boston at Providence | 113-129 | 27-37 |
| Dec.14 | at Los Angeles | 108-113 | 8-17 | Feb.21 | St. Louis | 115-113 | 28-37 |
| Dec.15 | at San Francisco | 97-122 | 8-18 | Feb.23 | Detroit | 129-104 | 29-37 |
| Dec.17 | Boston at New York | 114-131 | 8-19 | Feb.26 | Boston | 87-100 | 29-38 |
| Dec.18 | at Detroit | 124-107 | 9-19 | Feb.28 | Los Angeles | 112-115 | 29-39 |
| Dec.20 | at Cincinnati | 96-103 | 9-20 | Mar.1 | Cincinnati | 111-122 | 29-40 |
| Dec.21 | Cincinnati | 108-106 | 10-20 | Mar.4 | New York | 115-108 | 30-40 |
| Dec.22 | at St. Louis | 104-116 | 10-21 | Mar.5 | Detroit at Marion | 120-125 | 30-41 |
| Dec.26 | Detroit | 110-108 | 11-21 | Mar.7 | at Cincinnati | 101-104 | 30-42 |
| Dec.28 | San Francisco | 104-106 | 11-22 | Mar.8 | at St. Louis | 117-135 | 30-43 |
| Jan.2 | New York | 124-109 | 12-22 | Mar.9 | at Los Angeles | 112-122 | 30-44 |
| Jan.3 | New York at Philadelphia | 118-120 | 12-23 | Mar.10 | at San Francisco | 111-129 | 30-45 |
| Jan.4 | Philadelphia | 113-123 | 12-24 | Mar.11 | Los Angeles at Long Beach | 109-115 | 30-46 |
| Jan.5 | at Cincinnati | 106-111 | 12-25 | Mar.12 | at San Francisco | 102-125 | 30-47 |
| Jan.7 | at St. Louis | 113-123 | 12-26 | Mar.14 | Philadelphia at Yardley | 122-128 | 30-48 |
| Jan.8 | at Detroit | 106-99 | 13-26 | Mar.15 | at Boston | 105-120 | 30-49 |
| Jan.9 | Detroit at Cleveland | 115-125 | 13-27 | Mar.18 | Boston | 108-95 | 31-49 |



1964-65 BALTIMORE BULLETS

FINAL STATISTICS

COACH: Buddy Jeannette

| Player | G | MIN | TOTALS | | | FREE THROWS | | | REB | AST | PF-DG | PTS | AVG |
|---------------|-----------|--------------|-------------|-------------|-------------|-------------|-------------|-------------|-------------|-------------|----------------|-------------|--------------|
| | | | FG | FGA | PCT | FT | FTA | PCT | | | | | |
| Bellamy | 80 | 3301 | 733 | 1441 | .509 | 515 | 752 | 685 | 1166 | 191 | 260-2 | 1981 | 24.8 |
| Howell | 80 | 2975 | 515 | 1040 | .495 | 504 | 629 | 801 | 869 | 208 | 345-10 | 1534 | 19.2 |
| Gus Johnson | 76 | 2899 | 577 | 1379 | .418 | 261 | 386 | 676 | 988 | 270 | 258-4 | 1415 | 18.6 |
| Ohl | 77 | 2821 | 568 | 1297 | .438 | 284 | 388 | 732 | 336 | 250 | 274-7 | 1420 | 18.4 |
| Loughery | 80 | 2417 | 406 | 957 | .424 | 212 | 281 | 754 | 235 | 296 | 320-13 | 1024 | 12.8 |
| Hightower | 27 | 510 | 60 | 174 | .345 | 62 | 81 | 765 | 173 | 16 | 61-1 | 182 | 6.7 |
| Green | 70 | 1086 | 152 | 368 | .413 | 101 | 161 | 627 | 169 | 140 | 134-1 | 405 | 5.8 |
| Ferry | 77 | 1280 | 143 | 338 | .423 | 122 | 199 | 613 | 355 | 60 | 156-2 | 408 | 5.3 |
| Jones | 77 | 1250 | 154 | 411 | .375 | 99 | 136 | 728 | 140 | 200 | 196-1 | 407 | 5.3 |
| Hardnett | 20 | 200 | 25 | 80 | .313 | 23 | 39 | 590 | 77 | 2 | 37-0 | 73 | 3.7 |
| Bradds | 41 | 335 | 46 | 111 | .414 | 45 | 63 | 714 | 84 | 19 | 36-0 | 137 | 3.3 |
| Butler | 25 | 172 | 24 | 73 | .329 | 11 | 15 | 733 | 21 | 12 | 25-0 | 59 | 2.4 |
| Hunter | 24 | 114 | 18 | 64 | .281 | 6 | 14 | 429 | 50 | 11 | 16-0 | 42 | 1.8 |
| Hill | 3 | 15 | 0 | 1 | .000 | 0 | 0 | 000 | 1 | 1 | 1-0 | 0 | 0.0 |
| Totals | 80 | 19481 | 3431 | 7770 | .442 | 2252 | 3158 | .713 | 4680 | 1683 | 2069-41 | 9114 | 113.3 |

GAME-BY-GAME RESULTS

RECORD: 37-43 HOME: 24-14 ROAD: 11-18 NEUTRAL: 2-11

| Date | Opponent | Score | Record | Date | Opponent | Score | Record |
|--------|--------------------------|---------|--------|--------|------------------------|---------|--------|
| Oct.17 | San Francisco | 121-101 | 1-0 | Jan.9 | Cincinnati | 119-128 | 20-21 |
| Oct.21 | Los Angeles | 105-108 | 1-1 | Jan.10 | New York | 120-122 | 20-22 |
| Oct.22 | at Philadelphia | 138-135 | 2-1 | Jan.14 | at Philadelphia | 138-126 | 21-22 |
| Oct.24 | at Boston | 103-131 | 2-2 | Jan.16 | St. Louis at Chicago | 87-107 | 21-23 |
| Oct.25 | Boston | 100-112 | 2-3 | Jan.20 | Boston | 108-131 | 21-24 |
| Oct.27 | SF at Oakland | 90-101 | 2-4 | Jan.22 | St. Louis | 117-110 | 22-24 |
| Oct.28 | at Los Angeles | 102-112 | 2-5 | Jan.23 | St. Louis | 106-97 | 23-24 |
| Oct.29 | at Los Angeles | 98-95 | 3-5 | Jan.24 | St. Louis | 114-106 | 24-24 |
| Oct.31 | at San Francisco | 102-98 | 4-5 | Jan.25 | Boston at Providence | 104-142 | 24-25 |
| Nov.4 | at Detroit | 121-108 | 5-5 | Jan.27 | at Detroit | 108-122 | 24-26 |
| Nov.6 | at Cincinnati | 111-106 | 6-5 | Jan.29 | at St. Louis | 119-124 | 24-27 |
| Nov.7 | at St. Louis | 99-134 | 6-6 | Feb.3 | at Boston | 122-114 | 25-27 |
| Nov.10 | Detroit at Philadelphia | 117-119 | 6-7 | Feb.5 | SF at College Park | 112-120 | 25-28 |
| Nov.11 | Philadelphia | 114-123 | 6-8 | Feb.6 | Los Angeles | 116-112 | 26-28 |
| Nov.14 | Los Angeles | 127-115 | 7-8 | Feb.7 | at Detroit | 112-119 | 26-29 |
| Nov.17 | Boston | 102-99 | 8-8 | Feb.11 | St. Louis | 94-124 | 26-30 |
| Nov.20 | Detroit | 105-106 | 8-9 | Feb.12 | at St. Louis | 100-144 | 26-31 |
| Nov.21 | at New York | 94-103 | 8-10 | Feb.13 | Detroit | 123-107 | 27-31 |
| Nov.24 | at St. Louis | 109-108 | 9-10 | Feb.14 | at Boston | 111-126 | 27-32 |
| Nov.25 | Cincinnati | 125-116 | 10-10 | Feb.16 | New York at Cincinnati | 102-106 | 27-33 |
| Nov.29 | at Los Angeles | 110-126 | 10-11 | Feb.17 | Cincinnati | 125-114 | 28-33 |
| Dec.1 | at San Francisco | 136-137 | 10-12 | Feb.19 | Los Angeles | 111-119 | 28-34 |
| Dec.2 | SF at Oakland | 120-114 | 11-12 | Feb.21 | Philadelphia | 106-107 | 28-35 |
| Dec.4 | St. Louis | 108-106 | 12-12 | Feb.22 | Philadelphia at DC | 112-122 | 28-36 |
| Dec.5 | Phil. at Detroit | 108-125 | 12-13 | Feb.23 | Cincinnati at New York | 131-127 | 29-36 |
| Dec.6 | Cincinnati at Columbus | 113-124 | 12-14 | Feb.24 | New York | 111-100 | 30-36 |
| Dec.8 | Philadelphia at New York | 97-102 | 12-15 | Feb.27 | at New York | 99-102 | 30-37 |
| Dec.9 | New York | 90-111 | 12-16 | Feb.28 | San Francisco | 129-116 | 31-37 |
| Dec.12 | at Boston | 99-112 | 12-17 | Mar.3 | Cincinnati | 151-108 | 32-37 |
| Dec.16 | Philadelphia | 140-120 | 13-17 | Mar.5 | Boston | 128-124 | 33-37 |
| Dec.19 | Detroit | 104-99 | 14-17 | Mar.7 | Detroit | 111-105 | 34-37 |
| Dec.25 | at New York | 114-108 | 15-17 | Mar.8 | San Francisco | 111-102 | 35-37 |
| Dec.26 | New York | 116-118 | 15-18 | Mar.9 | at Los Angeles | 114-123 | 35-38 |
| Dec.27 | Cincinnati | 126-119 | 16-18 | Mar.11 | at Los Angeles | 116-121 | 35-39 |
| Dec.30 | Boston | 114-121 | 16-19 | Mar.13 | New York | 102-114 | 35-40 |
| Jan.1 | Cincinnati at Cleveland | 124-140 | 16-20 | Mar.14 | Philadelphia | 143-126 | 36-40 |
| Jan.2 | San Francisco | 129-103 | 17-20 | Mar.17 | Los Angeles | 117-106 | 37-40 |
| Jan.3 | San Francisco | 142-132 | 18-20 | Mar.18 | at Cincinnati | 110-113 | 37-41 |
| Jan.6 | at Detroit | 129-121 | 19-20 | Mar.20 | at New York | 114-118 | 37-42 |
| Jan.7 | Detroit | 110-105 | 20-20 | Mar.21 | at Philadelphia | 105-127 | 37-43 |



1965-66 BALTIMORE BULLETS

FINAL STATISTICS

COACH: Paul Seymour

| Player | G | MIN | TOTALS | | | FREE THROWS | | | REB | AST | PF-DQ | PTS | AVG |
|---------------|-----------|--------------|-------------|-------------|-------------|-------------|-------------|-------------|-------------|-------------|----------------|-------------|--------------|
| | | | FG | FGA | PCT | FT | FTA | PCT | | | | | |
| Ohl | 73 | 2645 | 593 | 1334 | .445 | 316 | 430 | .734 | 280 | 290 | 208-1 | 1502 | 20.6 |
| Bellamy | 8 | 268 | 56 | 124 | .452 | 40 | 67 | .597 | 102 | 18 | 32-2 | 152 | 19.0 |
| Loughery | 74 | 2455 | 526 | 1264 | .416 | 297 | 358 | .830 | 227 | 356 | 273-8 | 1349 | 18.2 |
| Howell | 78 | 2328 | 481 | 986 | .488 | 402 | 551 | .730 | 773 | 155 | 306-12 | 1364 | 17.5 |
| Gus Johnson | 41 | 1284 | 273 | 661 | .413 | 131 | 178 | .736 | 546 | 114 | 136-3 | 677 | 16.5 |
| Barnes | 66 | 1928 | 308 | 728 | .423 | 182 | 268 | .679 | 683 | 85 | 250-10 | 798 | 12.1 |
| Green | 72 | 1437 | 315 | 589 | .535 | 187 | 357 | .524 | 571 | 96 | 162-3 | 817 | 11.3 |
| Kerr | 71 | 1770 | 286 | 692 | .413 | 209 | 272 | .768 | 586 | 225 | 148-0 | 781 | 11.0 |
| Egan | 69 | 1586 | 254 | 558 | .455 | 166 | 217 | .765 | 181 | 259 | 163-1 | 674 | 9.8 |
| Hightower | 24 | 460 | 63 | 186 | .339 | 57 | 78 | .731 | 131 | 35 | 61-2 | 183 | 7.6 |
| Ferry | 66 | 1229 | 188 | 457 | .411 | 105 | 157 | .669 | 334 | 111 | 134-1 | 481 | 7.3 |
| Somerset | 7 | 98 | 18 | 43 | .419 | 9 | 11 | .818 | 15 | 9 | 21-0 | 45 | 6.4 |
| Sloan | 59 | 952 | 120 | 289 | .415 | 98 | 139 | .705 | 230 | 110 | 176-7 | 338 | 5.7 |
| Warley | 56 | 767 | 115 | 281 | .409 | 64 | 97 | .660 | 2215 | 25 | 128-2 | 294 | 5.3 |
| Bradds | 3 | 28 | 1 | 12 | .083 | 1 | 2 | .500 | 6 | 1 | 0-0 | 3 | 0.6 |
| Totals | 80 | 19234 | 3599 | 8210 | .438 | 2267 | 3186 | .712 | 4888 | 1890 | 2199-52 | 9465 | 118.3 |

GAME-BY-GAME RESULTS

RECORD: 38-42

HOME: 29-9

ROAD: 4-25

NEUTRAL: 5-8

| Date | Opponent | Score | Record | Date | Opponent | Score | Record |
|--------|----------------------|---------|--------|--------|---------------------------|---------|--------|
| Oct.16 | Philadelphia | 101-133 | 0-1 | Jan.4 | San Francisco at New York | 111-122 | 20-21 |
| Oct.17 | at Cincinnati | 124-144 | 0-2 | Jan.5 | St. Louis | 114-101 | 21-21 |
| Oct.20 | St. Louis | 119-99 | 1-2 | Jan.6 | Philadelphia at Syracuse | 127-133 | 21-22 |
| Oct.23 | San Francisco | 108-123 | 1-3 | Jan.8 | Cincinnati | 115-126 | 21-23 |
| Oct.26 | at Detroit | 117-98 | 2-3 | Jan.9 | New York | 130-124 | 22-23 |
| Oct.27 | Detroit | 107-108 | 2-4 | Jan.14 | at St. Louis | 121-119 | 23-23 |
| Oct.29 | Cincinnati | 121-131 | 2-5 | Jan.15 | at Detroit | 117-122 | 23-24 |
| Oct.30 | at Boston | 100-105 | 2-6 | Jan.16 | at St. Louis | 128-136 | 23-25 |
| Nov.3 | New York | 129-114 | 3-6 | Jan.18 | at Philadelphia | 117-128 | 23-26 |
| Nov.4 | at New York | 107-108 | 3-7 | Jan.19 | at Boston | 89-129 | 23-27 |
| Nov.5 | Boston | 118-129 | 3-8 | Jan.20 | Los Angeles | 123-121 | 24-27 |
| Nov.7 | Los Angeles | 137-116 | 4-8 | Jan.22 | Boston | 132-107 | 25-27 |
| Nov.9 | Boston at Providence | 116-130 | 4-9 | Jan.28 | at Los Angeles | 123-138 | 25-28 |
| Nov.10 | St. Louis | 124-117 | 5-9 | Jan.29 | at San Francisco | 95-108 | 25-29 |
| Nov.13 | at Cincinnati | 132-135 | 5-10 | Jan.30 | at Los Angeles | 122-126 | 25-30 |
| Nov.14 | at Los Angeles | 114-129 | 5-11 | Jan.31 | at San Francisco | 118-131 | 25-31 |
| Nov.15 | SF at San Jose | 112-123 | 5-12 | Feb.1 | at New York | 109-112 | 25-32 |
| Nov.18 | New York | 120-104 | 6-12 | Feb.3 | St. Louis | 122-113 | 26-32 |
| Nov.19 | at Philadelphia | 134-124 | 7-12 | Feb.5 | Boston | 113-94 | 27-32 |
| Nov.20 | Philadelphia | 117-112 | 8-12 | Feb.7 | St. Louis at Memphis | 111-104 | 28-32 |
| Nov.21 | Cin. at Indiana | 114-120 | 8-13 | Feb.8 | at Cincinnati | 113-128 | 28-33 |
| Nov.24 | at Detroit | 124-130 | 8-14 | Feb.9 | Los Angeles | 116-123 | 28-34 |
| Nov.26 | Los Angeles | 110-107 | 9-14 | Feb.12 | San Francisco | 136-127 | 29-34 |
| Nov.27 | at St. Louis | 110-136 | 9-15 | Feb.15 | Detroit | 114-105 | 30-34 |
| Nov.28 | St. Louis | 110-102 | 10-15 | Feb.18 | Cincinnati | 118-114 | 31-34 |
| Nov.30 | Philadelphia at NY | 129-108 | 11-15 | Feb.20 | at St. Louis | 123-126 | 31-35 |
| Dec.1 | New York at Detroit | 139-135 | 12-15 | Feb.23 | Philadelphia | 119-115 | 32-35 |
| Dec.4 | at Detroit | 119-130 | 12-16 | Feb.26 | Philadelphia at New York | 93-114 | 32-36 |
| Dec.8 | Philadelphia | 129-127 | 13-16 | Feb.27 | Boston | 132-92 | 33-36 |
| Dec.10 | San Francisco | 145-127 | 14-16 | Mar.1 | Detroit at New York | 110-122 | 33-37 |
| Dec.11 | at New York | 127-150 | 14-17 | Mar.2 | Los Angeles | 119-113 | 34-37 |
| Dec.14 | Detroit at New York | 142-129 | 15-17 | Mar.4 | at Los Angeles | 106-123 | 34-38 |
| Dec.15 | New York | 111-108 | 16-17 | Mar.6 | at Los Angeles | 105-126 | 34-39 |
| Dec.18 | Detroit | 143-114 | 17-17 | Mar.8 | SF at Eugene | 130-109 | 35-39 |
| Dec.22 | Cincinnati | 129-127 | 18-17 | Mar.9 | SF at Seattle | 115-125 | 35-40 |
| Dec.25 | Boston | 99-113 | 18-18 | Mar.11 | at New York | 126-123 | 36-40 |
| Dec.26 | at Boston | 99-120 | 18-19 | Mar.13 | at Boston | 98-129 | 36-41 |
| Dec.29 | San Francisco | 144-111 | 19-19 | Mar.16 | New York | 118-113 | 37-41 |
| Jan.1 | Detroit | 116-112 | 20-19 | Mar.18 | Cincinnati | 125-105 | 38-41 |
| Jan.2 | at Cincinnati | 107-138 | 20-20 | Mar.20 | Philadelphia | 104-108 | 38-42 |



1966-67 BALTIMORE BULLETS

FINAL STATISTICS

COACH: Mike Farmer (1-8); Buddy Johnson (3-13); Gene Shue (16-40)

| Player | TOTALS | | | | | FREE THROWS | | | | | PTS | AVG | |
|---------------|-----------|--------------|-------------|-------------|-------------|-------------|-------------|-------------|-------------|-------------|----------------|-------------|--------------|
| | G | MIN | FG | FGA | PCT | FT | FTA | PCT | REB | AST | | | PF-DG |
| Gus Johnson | 73 | 2626 | 620 | 1377 | .450 | 271 | 383 | .708 | 855 | 194 | 281-7 | 1511 | 20.7 |
| Ohi | 58 | 2024 | 452 | 1002 | .451 | 276 | 354 | .780 | 189 | 168 | 153-1 | 1180 | 20.3 |
| Scott | 27 | 969 | 206 | 463 | .445 | 100 | 160 | .625 | 356 | 76 | 83-1 | 512 | 19.0 |
| Loughery | 76 | 2577 | 520 | 1306 | .398 | 340 | 412 | .825 | 349 | 288 | 294-10 | 1380 | 18.2 |
| Ellis | 81 | 2938 | 496 | 1166 | .425 | 211 | 286 | .738 | 970 | 170 | 258-3 | 1203 | 14.9 |
| Egan | 71 | 1743 | 267 | 624 | .428 | 185 | 219 | .845 | 180 | 275 | 190-3 | 719 | 10.1 |
| Marin | 74 | 1323 | 283 | 632 | .488 | 145 | 187 | .775 | 313 | 75 | 199-6 | 711 | 9.6 |
| Barnhill | 53 | 1214 | 187 | 4477 | .418 | 66 | 103 | .641 | 157 | 136 | 80-0 | 440 | 8.3 |
| Green | 61 | 948 | 203 | 437 | .465 | 96 | 207 | .464 | 394 | 57 | 139-7 | 502 | 8.2 |
| Hightower | 43 | 746 | 103 | 308 | .334 | 89 | 124 | .718 | 241 | 36 | 110-5 | 295 | 6.9 |
| Ferry | 51 | 991 | 132 | 315 | .419 | 70 | 110 | .636 | 258 | 92 | 97-0 | 334 | 6.5 |
| Counts | 25 | 343 | 65 | 167 | .389 | 29 | 40 | .725 | 155 | 30 | 81-2 | 159 | 6.4 |
| Warley | 62 | 1037 | 125 | 312 | .401 | 134 | 170 | .788 | 325 | 51 | 176-6 | 384 | 6.2 |
| Austin | 4 | 61 | 5 | 22 | .227 | 13 | 16 | .813 | 7 | 4 | 12-0 | 23 | 5.9 |
| Totals | 81 | 19540 | 3664 | 8556 | .428 | 2025 | 2771 | .731 | 4749 | 1652 | 2001-51 | 9353 | 114.1 |

GAME-BY-GAME RESULTS

RECORD: 20-61 HOME: 12-20 ROAD: 3-30 NEUTRAL: 5-11

| Date | Opponent | Score | Record | Date | Opponent | Score | Record |
|----------------|----------------------------|----------------|-------------|----------------|-----------------------------|----------------|--------------|
| Oct. 15 | Los Angeles | 115-126 | 0-1 | Jan. 6 | at Philadelphia | 115-121* | 8-34 |
| Oct. 19 | New York | 109-131 | 0-2 | Jan. 7 | at New York | 126-129 | 8-35 |
| Oct. 21 | at Boston | 91-111 | 0-3 | Jan. 8 | Cincinnati | 94-126 | 8-36 |
| Oct. 22 | Philadelphia | 112-141 | 0-4 | Jan. 12 | St. Louis | 137-116 | 9-36 |
| Oct. 25 | at Philadelphia | 110-130 | 0-5 | Jan. 13 | Detroit at DC | 118-119 | 9-37 |
| Oct. 26 | Cincinnati | 122-116 | 1-5 | Jan. 14 | Boston | 106-115 | 9-38 |
| Oct. 28 | San Francisco | 104-105 | 1-6 | Jan. 16 | St. Louis at Tampa | 100-98 | 10-38 |
| Oct. 29 | at Detroit | 97-103 | 1-7 | Jan. 19 | Cincinnati | 122-118 | 11-38 |
| Nov. 2 | at Chicago | 94-102 | 1-8 | Jan. 20 | at Boston | 117-129 | 11-39 |
| Nov. 4 | at Los Angeles | 98-131 | 1-9 | Jan. 21 | Los Angeles | 126-119 | 12-39 |
| Nov. 6 | at San Francisco | 117-120 | 1-10 | Jan. 22 | at Chicago | 114-118 | 12-40 |
| Nov. 8 | at Los Angeles | 104-102 | 2-10 | Jan. 24 | at San Francisco | 125-146 | 12-41 |
| Nov. 9 | at San Francisco | 122-128 | 2-11 | Jan. 25 | at Los Angeles | 115-128 | 12-42 |
| Nov. 11 | Cincinnati | 104-119 | 2-12 | Jan. 27 | at San Francisco | 116-143 | 12-43 |
| Nov. 12 | at New York | 124-134 | 2-13 | Jan. 28 | at Los Angeles | 118-133 | 12-44 |
| Nov. 17 | Chicago | 120-102 | 3-13 | Feb. 1 | Boston | 107-111 | 12-45 |
| Nov. 18 | at Boston | 119-143 | 3-14 | Feb. 2 | Cincinnati at Cleveland | 125-131 | 12-46 |
| Nov. 19 | Boston | 125-147 | 3-15 | Feb. 4 | Cincinnati | 109-99 | 13-46 |
| Nov. 20 | at Cincinnati | 123-125 | 3-16 | Feb. 6 | St. Louis at Memphis | 107-98 | 14-46 |
| Nov. 22 | San Francisco at NY | 125-117 | 4-16 | Feb. 7 | St. Louis at St. Paul | 96-106 | 14-47 |
| Nov. 23 | San Francisco at DC | 110-120 | 4-17 | Feb. 8 | Los Angeles at Charleston | 108-121 | 14-48 |
| Nov. 25 | Philadelphia | 115-129 | 4-18 | Feb. 9 | Boston at Providence | 128-124 | 15-48 |
| Nov. 26 | at New York | 114-125 | 4-19 | Feb. 11 | Philadelphia | 139-133 | 16-48 |
| Nov. 30 | Los Angeles | 111-126 | 4-20 | Feb. 17 | St. Louis | 132-133 | 16-49 |
| Dec. 3 | Philadelphia | 120-137 | 4-21 | Feb. 18 | Detroit at New York | 113-118 | 16-50 |
| Dec. 7 | San Francisco | 126-116 | 5-21 | Feb. 19 | at Detroit | 131-104 | 17-50 |
| Dec. 8 | Chi at Evansville | 120-132 | 5-22 | Feb. 22 | Boston | 120-135 | 17-51 |
| Dec. 10 | at New York | 129-138 | 5-23 | Feb. 24 | Philadelphia at Pittsburgh | 118-149 | 17-52 |
| Dec. 13 | Chicago at NY | 122-94 | 6-23 | Feb. 25 | at New York | 114-116 | 17-53 |
| Dec. 14 | New York | 116-106 | 7-23 | Feb. 26 | Chicago | 124-106 | 18-53 |
| Dec. 16 | at Detroit | 121-113 | 8-23 | Mar. 1 | St. Louis | 122-112 | 19-53 |
| Dec. 17 | Chicago | 106-110 | 8-24 | Mar. 4 | at Cincinnati | 102-109 | 19-54 |
| Dec. 18 | at Cincinnati | 114-138 | 8-25 | Mar. 5 | at St. Louis | 103-132 | 19-55 |
| Dec. 21 | St. Louis at Charleston | 109-118 | 8-26 | Mar. 8 | at Detroit | 113-120 | 19-56 |
| Dec. 25 | Detroit | 127-129* | 8-27 | Mar. 10 | at Chicago | 115-132 | 19-57 |
| Dec. 26 | at Chicago | 96-108 | 8-28 | Mar. 12 | at Boston | 118-123 | 19-58 |
| Dec. 27 | at St. Louis | 111-113 | 8-29 | Mar. 15 | New York | 121-114 | 20-58 |
| Dec. 28 | San Francisco | 115-138 | 8-30 | Mar. 17 | Los Angeles | 133-135 | 20-59 |
| Dec. 30 | New York at DC | 115-130 | 8-31 | Mar. 18 | at Philadelphia | 119-135 | 20-60 |
| Jan. 3 | Detroit at New York | 110-117 | 8-32 | Mar. 19 | Philadelphia | 129-132 | 20-61 |
| Jan. 4 | Detroit | 126-132** | 8-33 | | | | |



1967-68 BALTIMORE BULLETS

FINAL STATISTICS

COACH: Gene Shue

| Player | G | MIN | TOTALS | | | | FREE THROWS | | | | REB | AST | PF-DG | PTS | AVG |
|---------------|-----------|--------------|-------------|-------------|-------------|-------------|-------------|-------------|-------------|-------------|----------------|-------------|--------------|-----|-----|
| | | | FGA | PCT | FT | FTA | PCT | PCT | | | | | | | |
| Monroe | 82 | 3012 | 742 | 1637 | .453 | 507 | 649 | .781 | 465 | 349 | 282-3 | 1991 | 24.3 | | |
| Gus Johnson | 60 | 2271 | 482 | 1033 | .467 | 180 | 270 | .667 | 782 | 159 | 223-7 | 1144 | 19.1 | | |
| Loughery | 77 | 2297 | 458 | 1127 | .406 | 305 | 392 | .778 | 247 | 256 | 301-13 | 1221 | 15.9 | | |
| Ohl | 39 | 1096 | 232 | 536 | .433 | 114 | 148 | .770 | 113 | 84 | 91-0 | 578 | 14.8 | | |
| Marin | 82 | 2037 | 429 | 932 | .460 | 250 | 314 | .796 | 473 | 110 | 264-4 | 1108 | 13.5 | | |
| Ellis | 78 | 2719 | 380 | 800 | .475 | 207 | 286 | .724 | 862 | 158 | 256-5 | 967 | 12.4 | | |
| Egan | 67 | 930 | 163 | 415 | .393 | 142 | 183 | .776 | 112 | 134 | 127-0 | 468 | 7.0 | | |
| Scott | 81 | 2924 | 490 | 1189 | .412 | 348 | 447 | .779 | 1111 | 167 | 252-2 | 1328 | 6.4 | | |
| Ferry | 59 | 841 | 128 | 311 | .412 | 73 | 117 | .624 | 186 | 61 | 92-0 | 329 | 5.6 | | |
| McKenzie | 50 | 653 | 73 | 182 | .401 | 58 | 88 | .659 | 121 | 24 | 98-1 | 204 | 4.1 | | |
| Manning | 71 | 951 | 112 | 259 | .432 | 60 | 99 | .606 | 375 | 32 | 153-3 | 284 | 4.0 | | |
| West | 4 | 14 | 2 | 5 | .400 | 0 | 0 | .000 | 5 | 0 | 3-0 | 4 | 1.0 | | |
| Workman | 1 | 10 | 0 | 2 | .000 | 1 | 1 | 1.000 | 1 | 0 | 3-0 | 1 | 1.0 | | |
| Totals | 82 | 19755 | 3691 | 8448 | .437 | 2245 | 2994 | .750 | 4853 | 1534 | 2127-37 | 9627 | 117.4 | | |

GAME-BY-GAME RESULTS

RECORD: 36-46 HOME: 18-19 ROAD: 13-23 NEUTRAL: 5-4

| Date | Opponent | Score | Record | Date | Opponent | Score | Record |
|--------|----------------------------|---------|--------|--------|----------------------------|---------|--------|
| Oct.18 | New York | 121-98 | 1-0 | Jan.12 | at Philadelphia | 116-133 | 16-26 |
| Oct.21 | Boston | 109-125 | 1-1 | Jan.13 | at Chicago | 106-110 | 16-27 |
| Oct.24 | Seattle at Portland | 136-125 | 2-1 | Jan.16 | Seattle at Chicago | 116-142 | 16-28 |
| Oct.25 | at San Diego | 123-109 | 3-1 | Jan.17 | New York | 109-111 | 16-29 |
| Oct.27 | San Francisco at Cleveland | 111-124 | 3-2 | Jan.18 | St. Louis at Greensboro | 116-119 | 16-30 |
| Oct.29 | at Los Angeles | 105-118 | 3-3 | Jan.20 | Boston | 118-115 | 17-30 |
| Oct.31 | at St. Louis | 103-114 | 3-4 | Jan.25 | at San Diego | 127-113 | 18-30 |
| Nov.1 | at Philadelphia | 111-136 | 3-5 | Jan.26 | at San Francisco | 125-110 | 19-30 |
| Nov.3 | Detroit | 113-115 | 3-6 | Jan.27 | at San Diego | 123-122 | 20-30 |
| Nov.4 | at Detroit | 118-127 | 3-7 | Jan.28 | at Seattle | 126-135 | 20-31 |
| Nov.8 | Cincinnati | 122-100 | 4-7 | Jan.30 | at New York | 134-131 | 21-31 |
| Nov.10 | at Boston | 114-115 | 4-8 | Jan.31 | Detroit | 113-108 | 22-31 |
| Nov.11 | Seattle | 134-129 | 5-8 | Feb.2 | at Boston | 99-120 | 22-32 |
| Nov.14 | San Francisco | 123-129 | 5-9 | Feb.3 | Philadelphia | 121-133 | 22-33 |
| Nov.17 | Los Angeles | 116-107 | 6-9 | Feb.4 | at Detroit | 115-117 | 22-34 |
| Nov.18 | at New York | 101-93 | 7-9 | Feb.5 | San Diego at Winston-Salem | 121-108 | 23-34 |
| Nov.22 | Chicago | 100-105 | 7-10 | Feb.7 | New York | 111-114 | 23-35 |
| Nov.25 | Boston | 126-118 | 8-10 | Feb.8 | SD at Chicago | 106-102 | 24-35 |
| Nov.28 | San Francisco | 110-117 | 8-11 | Feb.10 | at Detroit | 114-109 | 25-35 |
| Dec.1 | Cincinnati | 123-109 | 9-11 | Feb.11 | San Diego | 136-116 | 26-35 |
| Dec.2 | at Philadelphia | 121-130 | 9-12 | Feb.13 | Los Angeles | 116-119 | 26-36 |
| Dec.5 | at New York | 117-148 | 9-13 | Feb.16 | Seattle | 147-118 | 27-36 |
| Dec.6 | Los Angeles | 125-136 | 9-14 | Feb.17 | at Cincinnati | 115-117 | 27-37 |
| Dec.8 | at Boston | 108-123 | 9-15 | Feb.20 | St. Louis at Philadelphia | 127-115 | 28-37 |
| Dec.9 | Philadelphia | 109-123 | 9-16 | Feb.21 | San Francisco | 126-117 | 29-37 |
| Dec.10 | at St. Louis | 112-114 | 9-17 | Feb.22 | Cincinnati at Cleveland | 122-99 | 30-37 |
| Dec.12 | Detroit | 140-117 | 10-17 | Feb.23 | at St. Louis | 110-118 | 30-38 |
| Dec.13 | at Cincinnati | 108-136 | 10-18 | Feb.24 | Detroit | 140-132 | 31-38 |
| Dec.15 | San Francisco | 97-110 | 10-19 | Feb.28 | New York | 122-126 | 31-39 |
| Dec.19 | St. Louis | 117-98 | 11-19 | Mar.1 | at San Diego | 156-114 | 32-39 |
| Dec.21 | at Chicago | 116-108 | 12-19 | Mar.2 | at San Francisco | 109-117 | 32-40 |
| Dec.22 | Chicago | 117-112 | 13-19 | Mar.3 | at Los Angeles | 114-121 | 32-41 |
| Dec.25 | Philadelphia | 105-108 | 13-20 | Mar.5 | at Seattle | 126-121 | 33-41 |
| Dec.29 | Cincinnati | 130-113 | 14-20 | Mar.8 | at Seattle | 122-116 | 34-41 |
| Jan.1 | at Chicago | 103-109 | 14-21 | Mar.10 | at Los Angeles | 109-89 | 35-41 |
| Jan.2 | Detroit at NY | 113-114 | 14-22 | Mar.12 | at New York | 104-107 | 35-42 |
| Jan.3 | Chicago | 94-113 | 14-23 | Mar.13 | Chicago | 96-100 | 35-43 |
| Jan.6 | Los Angeles | 130-127 | 15-23 | Mar.15 | at Philadelphia | 155-122 | 35-44 |
| Jan.9 | Cincinnati | 121-118 | 16-23 | Mar.16 | Boston | 111-136 | 35-45 |
| Jan.10 | at Cincinnati | 117-133 | 16-24 | Mar.17 | at Boston | 147-139 | 36-45 |
| Jan.11 | St. Louis | 101-108 | 16-25 | Mar.20 | Philadelphia | 119-137 | 36-46 |



1968-69 BALTIMORE BULLETS

FINAL STATISTICS

COACH: Gene Shue

| Player | G | MIN | TOTALS | | | | FREE THROWS | | | REB | AST | PF-DQ | PTS | AVG |
|---------------|-----------|--------------|-------------|-------------|-------------|-------------|-------------|-------------|-------------|-------------|----------------|-------------|--------------|-----|
| | | | FGA | PCT | FT | FTA | PCT | | | | | | | |
| Monroe | 80 | 3075 | 809 | 1837 | .440 | 447 | 582 | .768 | 280 | 392 | 281-1 | 2065 | 25.8 | |
| Loughery | 80 | 3135 | 717 | 1636 | .438 | 372 | 463 | .803 | 266 | 384 | 299-3 | 1806 | 22.6 | |
| Gus Johnson | 49 | 1671 | 359 | 782 | .459 | 160 | 223 | .717 | 568 | 97 | 176-1 | 878 | 17.9 | |
| Marin | 82 | 2710 | 505 | 1109 | .455 | 292 | 352 | .830 | 608 | 231 | 275-4 | 1302 | 15.9 | |
| Unseld | 82 | 2970 | 427 | 897 | .476 | 277 | 458 | .605 | 1491 | 213 | 276-4 | 1131 | 13.8 | |
| Scott | 82 | 2168 | 386 | 929 | .416 | 195 | 257 | .759 | 722 | 133 | 212-1 | 967 | 11.8 | |
| Ellis | 80 | 1603 | 229 | 527 | .435 | 117 | 155 | .755 | 510 | 73 | 168-0 | 575 | 7.2 | |
| Barnhill | 30 | 504 | 76 | 175 | .434 | 39 | 65 | .600 | 53 | 71 | 63-0 | 191 | 6.4 | |
| Manning | 63 | 727 | 129 | 288 | .448 | 35 | 54 | .648 | 246 | 21 | 120-0 | 293 | 4.7 | |
| Quick | 28 | 154 | 30 | 73 | .411 | 27 | 44 | .614 | 25 | 12 | 14-0 | 87 | 3.1 | |
| Orms | 64 | 916 | 76 | 246 | .309 | 29 | 60 | .483 | 158 | 49 | 155-3 | 181 | 2.8 | |
| Workman | 21 | 86 | 22 | 54 | .407 | 9 | 15 | .600 | 27 | 2 | 16-0 | 53 | 2.5 | |
| Ferry | 7 | 36 | 5 | 14 | .357 | 3 | 6 | .500 | 9 | 4 | 3-0 | 13 | 1.9 | |
| Totals | 82 | 19755 | 3770 | 8567 | .440 | 2002 | 2734 | .732 | 4963 | 1682 | 2038-17 | 9542 | 116.4 | |

GAME-BY-GAME RESULTS

RECORD: 57-25 HOME: 29-9 ROAD: 25-15 NEUTRAL: 3-1

| Date | Opponent | Score | Record | Date | Opponent | Score | Record |
|--------|----------------------|---------|--------|--------|-------------------------|---------|--------|
| Oct.16 | Detroit | 124-116 | 1-0 | Jan.8 | at San Diego | 108-107 | 31-11 |
| Oct.19 | Philadelphia | 121-124 | 1-1 | Jan.10 | at San Diego | 106-104 | 32-11 |
| Oct.20 | at Phoenix | 134-122 | 2-1 | Jan.11 | at Phoenix | 118-107 | 33-11 |
| Oct.21 | at Seattle | 111-104 | 3-1 | Jan.20 | Boston | 122-109 | 34-11 |
| Oct.24 | at San Diego | 119-115 | 4-1 | Jan.21 | at Chicago | 116-93 | 35-11 |
| Oct.25 | at Los Angeles | 111-117 | 4-2 | Jan.22 | Seattle | 94-98 | 35-12 |
| Oct.26 | at San Francisco | 106-107 | 4-3 | Jan.25 | Atlanta | 109-112 | 35-13 |
| Oct.27 | at Seattle | 126-114 | 5-3 | Jan.26 | at Boston | 86-124 | 35-14 |
| Oct.29 | at Milwaukee | 129-112 | 6-3 | Jan.27 | Detroit | 126-106 | 36-14 |
| Oct.30 | San Francisco | 112-110 | 7-3 | Jan.30 | New York | 106-109 | 36-15 |
| Nov.1 | at New York | 119-103 | 8-3 | Jan.31 | at Philadelphia | 108-105 | 37-15 |
| Nov.6 | Atlanta | 140-119 | 9-3 | Feb.2 | at Detroit | 128-106 | 38-15 |
| Nov.9 | San Diego | 109-107 | 10-3 | Feb.3 | Chicago | 132-122 | 39-15 |
| Nov.12 | Cincinnati | 115-126 | 10-4 | Feb.5 | Boston | 124-112 | 40-15 |
| Nov.13 | at Cincinnati | 115-111 | 11-4 | Feb.7 | at Milwaukee | 114-107 | 41-15 |
| Nov.15 | Milwaukee | 129-102 | 12-4 | Feb.8 | at New York | 100-106 | 41-16 |
| Nov.20 | San Diego | 114-110 | 13-4 | Feb.9 | at Atlanta | 102-101 | 42-16 |
| Nov.22 | at Philadelphia | 110-121 | 13-5 | Feb.11 | at Chicago | 124-116 | 43-16 |
| Nov.23 | Detroit | 128-127 | 14-5 | Feb.12 | San Francisco | 120-110 | 44-16 |
| Nov.24 | at Atlanta | 118-111 | 15-5 | Feb.14 | Milwaukee | 132-122 | 45-16 |
| Nov.26 | Atlanta | 102-99 | 16-5 | Feb.17 | Cincinnati | 112-117 | 45-17 |
| Nov.27 | SD at Detroit | 107-123 | 16-6 | Feb.19 | Los Angeles | 110-88 | 46-17 |
| Nov.29 | Phoenix | 124-106 | 17-6 | Feb.20 | Phoenix at Detroit | 124-121 | 47-17 |
| Dec.1 | Chicago | 110-100 | 18-6 | Feb.23 | at Cincinnati | 126-109 | 48-17 |
| Dec.3 | Cincinnati | 127-129 | 18-7 | Feb.24 | Detroit | 123-119 | 49-17 |
| Dec.4 | at Detroit | 112-106 | 19-7 | Feb.27 | at Milwaukee | 117-126 | 49-18 |
| Dec.5 | Los Angeles | 108-90 | 20-7 | Feb.28 | at Detroit | 134-116 | 50-18 |
| Dec.10 | at Boston | 115-101 | 21-7 | Mar.4 | at Los Angeles | 116-108 | 51-18 |
| Dec.11 | New York | 118-110 | 22-7 | Mar.5 | at San Francisco | 107-114 | 51-19 |
| Dec.14 | Boston | 110-101 | 23-7 | Mar.7 | at San Francisco | 130-135 | 51-20 |
| Dec.18 | San Francisco | 109-100 | 24-7 | Mar.8 | at Seattle | 117-138 | 51-21 |
| Dec.20 | Chicago at Milwaukee | 125-102 | 25-7 | Mar.9 | at Los Angeles | 109-120 | 51-22 |
| Dec.21 | Phoenix | 131-117 | 26-7 | Mar.10 | at Phoenix | 140-121 | 52-22 |
| Dec.25 | Seattle | 118-112 | 27-7 | Mar.12 | New York | 111-110 | 53-22 |
| Dec.26 | at Philadelphia | 120-125 | 27-8 | Mar.14 | Cincinnati at Cleveland | 130-128 | 54-22 |
| Dec.27 | Milwaukee | 136-122 | 28-8 | Mar.15 | Boston | 99-98 | 55-22 |
| Dec.29 | at Atlanta | 99-101 | 28-9 | Mar.18 | Seattle | 130-120 | 56-22 |
| Dec.31 | at New York | 110-121 | 28-10 | Mar.19 | at New York | 100-104 | 56-23 |
| Jan.3 | at Cincinnati | 130-125 | 29-10 | Mar.21 | at Chicago | 115-103 | 57-23 |
| Jan.4 | Philadelphia | 117-112 | 30-10 | Mar.22 | Philadelphia | 108-116 | 57-24 |
| Jan.7 | Los Angeles | 93-100 | 30-11 | Mar.23 | at Boston | 98-126 | 57-25 |



1969-70 BALTIMORE BULLETS

FINAL STATISTICS

COACH: Gene Shue

| Player | TOTALS | | | | FREE THROWS | | | | REB | AST | PF-DQ | PTS | AVG |
|---------------|-----------|--------------|-------------|-------------|-------------|-------------|-------------|-------------|-------------|-------------|----------------|-------------|--------------|
| | G | MIN | FG | FGA | PCT | FT | FTA | PCT | | | | | |
| Monroe | 82 | 3051 | 695 | 1557 | .446 | 532 | 641 | .830 | 257 | 402 | 258-3 | 1922 | 23.4 |
| Loughery | 55 | 2037 | 477 | 1082 | .441 | 253 | 298 | .849 | 168 | 292 | 183-3 | 1207 | 21.9 |
| Marin | 82 | 2947 | 666 | 1363 | .489 | 286 | 339 | .844 | 537 | 217 | 248-6 | 1618 | 19.7 |
| Gus Johnson | 78 | 2919 | 578 | 1282 | .451 | 197 | 272 | .724 | 1086 | 264 | 269-6 | 1353 | 17.3 |
| Unseld | 82 | 3234 | 526 | 1015 | .518 | 273 | 428 | .638 | 1370 | 291 | 250-2 | 1325 | 16.2 |
| Davis | 56 | 1330 | 260 | 586 | .444 | 149 | 192 | .776 | 128 | 111 | 174-1 | 669 | 12.0 |
| Scott | 73 | 1393 | 257 | 605 | .425 | 139 | 173 | .803 | 457 | 114 | 147-0 | 653 | 8.9 |
| Ellis | 72 | 1163 | 167 | 414 | .469 | 86 | 116 | .741 | 376 | 47 | 129-0 | 474 | 6.6 |
| Miles | 3 | 52 | 7 | 10 | .700 | 3 | 5 | .600 | 4 | 4 | 8-0 | 17 | 5.7 |
| Carter | 76 | 1219 | 157 | 439 | .358 | 80 | 118 | .690 | 192 | 121 | 137-0 | 394 | 5.2 |
| Tucker | 28 | 262 | 49 | 96 | .510 | 33 | 42 | .786 | 53 | 7 | 34-0 | 131 | 4.7 |
| Quick | 15 | 67 | 14 | 28 | .500 | 12 | 18 | .667 | 12 | 3 | 9-0 | 40 | 2.7 |
| Manning | 29 | 161 | 32 | 66 | .485 | 5 | 8 | .625 | 35 | 2 | 33-0 | 69 | 2.4 |
| Heaney | 14 | 70 | 13 | 24 | .542 | 2 | 4 | .500 | 4 | 6 | 17-0 | 28 | 2.0 |
| Totals | 82 | 19905 | 3925 | 8567 | .458 | 2050 | 2652 | .773 | 4679 | 1881 | 1982-21 | 9900 | 120.7 |

GAME-BY-GAME RESULTS

RECORD: 50-32 HOME: 25-12 ROAD: 19-18 NEUTRAL: 6-2

| Date | Opponent | Score | Record | Date | Opponent | Score | Record |
|--------|-------------------------|----------|--------|--------|-----------------------|-----------|--------|
| Oct.15 | Chicago | 98-93 | 1-0 | Jan.6 | New York | 99-129 | 25-17 |
| Oct.18 | Boston | 124-117 | 2-0 | Jan.7 | Detroit at Boston | 121-116 | 26-17 |
| Oct.21 | Los Angeles | 137-142 | 2-1 | Jan.9 | at Boston | 142-130 | 27-17 |
| Oct.24 | Cincinnati | 131-126 | 3-1 | Jan.10 | Atlanta | 130-109 | 28-17 |
| Oct.25 | at New York | 99-128 | 3-2 | Jan.13 | at San Diego | 144-126 | 29-17 |
| Oct.28 | at Detroit | 125-110 | 4-2 | Jan.15 | at Phoenix | 115-124 | 29-18 |
| Oct.29 | Philadelphia | 105-129 | 4-3 | Jan.17 | at San Diego | 131-115 | 30-18 |
| Oct.31 | Chicago at Boston | 109-118 | 4-4 | Jan.18 | at Phoenix | 133-134 | 30-19 |
| Nov.1 | Atlanta | 137-140 | 4-5 | Jan.22 | Detroit at Syracuse | 119-115 | 31-19 |
| Nov.4 | San Francisco | 124-105 | 5-5 | Jan.23 | at Philadelphia | 118-133 | 31-20 |
| Nov.5 | at Philadelphia | 139-130 | 6-5 | Jan.24 | Philadelphia | 112-111 | 32-20 |
| Nov.7 | Seattle | 126-112 | 7-5 | Jan.25 | at Cincinnati | 122-129 | 32-21 |
| Nov.8 | at Cincinnati | 121-130 | 7-6 | Jan.28 | Chicago | 123-115 | 33-21 |
| Nov.9 | at Milwaukee | 116-105 | 8-6 | Jan.30 | at Detroit | 117-129 | 33-22 |
| Nov.14 | Boston | 109-108 | 9-6 | Jan.31 | Boston | 120-117 | 34-22 |
| Nov.15 | at Milwaukee | 129-120 | 10-6 | Feb.1 | at Atlanta | 133-124 | 35-22 |
| Nov.18 | San Diego | 142-138 | 11-6 | Feb.3 | Seattle | 115-120 | 35-23 |
| Nov.19 | Phoenix at Philadelphia | 133-118 | 12-6 | Feb.6 | Detroit | 153-148** | 36-23 |
| Nov.21 | Phoenix | 126-116 | 13-6 | Feb.8 | Milwaukee | 120-106 | 37-23 |
| Nov.23 | at Los Angeles | 129-97 | 14-6 | Feb.10 | at Los Angeles | 111-106 | 38-23 |
| Nov.25 | at Phoenix | 134-124 | 15-6 | Feb.11 | at Seattle | 117-119 | 38-24 |
| Nov.27 | at San Francisco | 118-116 | 16-6 | Feb.13 | at Seattle | 138-141 | 38-25 |
| Nov.29 | Boston | 106-121 | 16-7 | Feb.16 | SD at Houston | 140-109 | 39-25 |
| Dec. 2 | Cincinnati | 129-107 | 17-7 | Feb.18 | Los Angeles | 117-103 | 40-25 |
| Dec. 3 | at Boston | 105-113 | 17-8 | Feb.20 | Detroit | 119-122 | 40-26 |
| Dec. 5 | New York | 107-116 | 17-9 | Feb.22 | New York | 110-104 | 41-26 |
| Dec. 6 | Seattle at Boston | 129-132* | 17-10 | Feb.24 | San Diego | 128-118 | 42-26 |
| Dec. 8 | Chicago at Kansas City | 125-122 | 18-10 | Feb.25 | at Milwaukee | 113-115 | 42-27 |
| Dec.10 | Phoenix | 107-137 | 18-11 | Feb.27 | Atlanta | 114-107 | 43-27 |
| Dec.12 | at Chicago | 123-108 | 19-11 | Feb.28 | at New York | 101-115 | 43-28 |
| Dec.13 | San Diego | 117-105 | 20-11 | Mar.1 | at Philadelphia | 99-104 | 43-29 |
| Dec.17 | at Atlanta | 138-133 | 21-11 | Mar.2 | Cincinnati at Memphis | 118-110 | 44-29 |
| Dec.19 | Detroit | 108-105 | 22-11 | Mar.4 | Los Angeles | 91-94 | 44-30 |
| Dec.20 | at New York | 91-128 | 22-12 | Mar.6 | at Los Angeles | 105-100 | 45-30 |
| Dec.25 | Philadelphia | 121-113 | 23-12 | Mar.8 | at Seattle | 109-106 | 46-30 |
| Dec.27 | San Francisco | 147-112 | 24-12 | Mar.11 | at San Francisco | 112-115 | 46-31 |
| Dec.28 | at Milwaukee | 124-133 | 24-13 | Mar.13 | at San Francisco | 114-108 | 47-31 |
| Dec.30 | Milwaukee | 124-126 | 24-14 | Mar.15 | at Boston | 130-127 | 48-31 |
| Dec.31 | at Atlanta | 111-122 | 24-15 | Mar.18 | Philadelphia | 113-119 | 48-32 |
| Jan.2 | Cincinnati | 118-116 | 25-15 | Mar.20 | at Chicago | 138-131 | 49-32 |
| Jan.4 | at Cincinnati | 128-129 | 25-16 | Mar.21 | San Francisco | 127-123 | 50-32 |

* Overtime ** Double Overtime



1970-71 BALTIMORE BULLETS

FINAL STATISTICS

COACH: Gene Shue

| Player | G | MIN | TOTALS | | | | FREE THROWS | | | | REB | AST | PF-DQ | PTS | AVG |
|----------------|-----------|--------------|-------------|-------------|-------------|-------------|-------------|-------------|-------------|-------------|----------------|-------------|--------------|-----|-----|
| | | | FG | FGA | PCT | FT | FTA | PCT | | | | | | | |
| Monroe | 81 | 2843 | 663 | 1501 | .442 | 406 | 506 | .802 | 213 | 354 | 220-3 | 1732 | 21.4 | | |
| Marin | 82 | 2920 | 626 | 1360 | .460 | 290 | 342 | .848 | 513 | 217 | 261-3 | 1542 | 18.8 | | |
| Gus Johnson | 66 | 2538 | 494 | 1090 | .453 | 214 | 290 | .738 | 1128 | 192 | 227-4 | 1202 | 18.2 | | |
| Loughery | 82 | 2260 | 481 | 1193 | .403 | 275 | 331 | .831 | 219 | 301 | 246-2 | 1237 | 15.1 | | |
| Unsold | 74 | 2904 | 424 | 846 | .501 | 199 | 303 | .657 | 1253 | 293 | 235-2 | 1047 | 14.1 | | |
| Carter | 77 | 1707 | 340 | 815 | .417 | 119 | 183 | .650 | 251 | 165 | 165-0 | 799 | 10.4 | | |
| Miles | 63 | 1541 | 252 | 591 | .426 | 118 | 147 | .803 | 167 | 110 | 119-0 | 622 | 9.9 | | |
| Tresvant | 67 | 1451 | 184 | 401 | .459 | 139 | 195 | .713 | 359 | 76 | 185-1 | 507 | 7.6 | | |
| Tucker | 31 | 276 | 52 | 115 | .452 | 25 | 31 | .806 | 73 | 7 | 33-0 | 129 | 4.2 | | |
| George Johnson | 24 | 337 | 41 | 100 | .410 | 11 | 30 | .367 | 114 | 10 | 63-1 | 93 | 3.9 | | |
| Barnes | 11 | 100 | 15 | 28 | .536 | 7 | 11 | .636 | 16 | 8 | 23-0 | 37 | 3.4 | | |
| Murrey | 69 | 696 | 77 | 172 | .448 | 66 | 101 | .653 | 214 | 31 | 146-4 | 220 | 3.2 | | |
| Stewart | 2 | 6 | 1 | 4 | .250 | 2 | 2 | 1.000 | 3 | 1 | 0-0 | 4 | 2.0 | | |
| Zeller | 50 | 226 | 34 | 115 | .296 | 15 | 28 | .536 | 27 | 7 | 43-0 | 83 | 1.7 | | |
| Totals | 82 | 19805 | 3684 | 8331 | .442 | 1886 | 2500 | .754 | 4550 | 1772 | 1966-24 | 9254 | 112.9 | | |

GAME-BY-GAME RESULTS

RECORD: 42-40 HOME: 24-13 ROAD: 16-25 NEUTRAL: 2-2

| Date | Opponent | Score | Record | Date | Opponent | Score | Record |
|--------|------------------|---------|--------|--------|-------------------|---------|--------|
| Oct.14 | San Diego | 123-105 | 1-0 | Jan.8 | Atlanta | 115-104 | 26-16 |
| Oct.17 | Los Angeles | 118-116 | 2-0 | Jan.10 | at Milwaukee | 99-151 | 26-17 |
| Oct.20 | San Francisco | 105-125 | 2-1 | Jan.14 | at Seattle | 110-114 | 26-18 |
| Oct.21 | at Cincinnati | 117-105 | 3-1 | Jan.15 | at San Diego | 124-117 | 27-18 |
| Oct.23 | New York | 98-92 | 4-1 | Jan.16 | at Phoenix | 110-117 | 27-19 |
| Oct.24 | at Milwaukee | 120-122 | 4-2 | Jan.17 | at Seattle | 111-96 | 28-19 |
| Oct.28 | Detroit | 103-109 | 4-3 | Jan.20 | Milwaukee | 116-120 | 28-20 |
| Oct.30 | at Philadelphia | 123-110 | 5-3 | Jan.22 | at Boston | 136-117 | 29-20 |
| Oct.31 | Phoenix | 106-103 | 6-3 | Jan.23 | San Diego | 127-120 | 30-20 |
| Nov.4 | at San Francisco | 100-111 | 6-4 | Jan.26 | San Francisco | 103-98 | 31-20 |
| Nov.5 | at Portland | 131-135 | 6-5 | Jan.27 | at Cincinnati | 113-115 | 31-21 |
| Nov.6 | at San Diego | 125-118 | 7-5 | Jan.29 | Cincinnati | 145-118 | 32-21 |
| Nov.8 | at Los Angeles | 105-124 | 7-6 | Jan.31 | New York (CP) | 95-125 | 32-22 |
| Nov.11 | Philadelphia | 107-119 | 7-7 | Feb.2 | at Detroit | 113-116 | 32-23 |
| Nov.12 | at New York | 110-108 | 8-7 | Feb.3 | Chicago | 102-124 | 32-24 |
| Nov.14 | Boston | 122-101 | 9-7 | Feb.5 | at Buffalo | 98-90 | 33-24 |
| Nov.15 | at Milwaukee | 90-105 | 9-8 | Feb.7 | Detroit | 108-105 | 34-24 |
| Nov.16 | Cleveland | 98-86 | 10-8 | Feb.9 | Phoenix | 115-120 | 34-25 |
| Nov.18 | at Cleveland | 111-98 | 11-8 | Feb.12 | Boston | 109-113 | 34-26 |
| Nov.20 | Phoenix | 121-110 | 12-8 | Feb.14 | Philadelphia (CP) | 112-103 | 35-26 |
| Nov.21 | at Atlanta | 103-130 | 12-9 | Feb.16 | at Detroit | 95-110 | 35-27 |
| Nov.24 | Portland | 156-104 | 13-9 | Feb.17 | Buffalo | 114-118 | 35-28 |
| Nov.27 | at Boston | 107-153 | 13-10 | Feb.19 | at Buffalo | 120-113 | 36-28 |
| Nov.28 | Chicago | 99-91 | 14-10 | Feb.20 | Atlanta | 115-122 | 36-29 |
| Nov.30 | at Philadelphia | 98-104 | 14-11 | Feb.21 | at Atlanta | 121-119 | 37-29 |
| Dec.1 | Los Angeles | 93-97 | 14-12 | Feb.23 | Los Angeles | 107-114 | 37-30 |
| Dec.4 | Seattle | 131-116 | 15-12 | Feb.26 | Portland | 114-97 | 38-30 |
| Dec.6 | Cincinnati | 126-118 | 16-12 | Feb.28 | New York | 104-110 | 38-31 |
| Dec.9 | Milwaukee | 127-97 | 17-12 | Mar.2 | at New York | 95-109 | 38-32 |
| Dec.12 | San Francisco | 119-96 | 18-12 | Mar.3 | Cincinnati | 132-133 | 38-33 |
| Dec.15 | at Chicago | 97-115 | 18-13 | Mar.6 | at San Francisco | 103-109 | 38-34 |
| Dec.18 | Atlanta (CP) | 112-116 | 18-14 | Mar.7 | at Phoenix | 117-108 | 39-34 |
| Dec.19 | Boston | 134-128 | 19-14 | Mar.9 | at Los Angeles | 107-95 | 40-34 |
| Dec.23 | at Cincinnati | 115-120 | 19-15 | Mar.11 | at Portland | 118-136 | 40-35 |
| Dec.25 | Chicago | 128-112 | 20-15 | Mar.13 | at San Diego | 115-121 | 40-36 |
| Dec.27 | at New York | 105-110 | 20-16 | Mar.14 | at Seattle | 121-124 | 40-37 |
| Dec.30 | Buffalo (CP) | 106-90 | 21-16 | Mar.16 | at Chicago | 99-113 | 40-38 |
| Jan.1 | at Cleveland | 128-105 | 22-16 | Mar.17 | Cleveland | 113-109 | 41-38 |
| Jan.2 | at Detroit | 108-99 | 23-16 | Mar.19 | at Boston | 117-125 | 41-39 |
| Jan.5 | Seattle | 109-101 | 24-16 | Mar.20 | Philadelphia | 124-112 | 42-39 |
| Jan.7 | at Atlanta | 110-102 | 25-16 | Mar.21 | at Philadelphia | 108-120 | 42-40 |

(CP) College Park



1971-72 BALTIMORE BULLETS

FINAL STATISTICS

COACH: Gene Shue

| Player | G | MIN | FG | TOTALS | | | FREE THROWS | | | REB | AST | PF-DB | PTS | AVG |
|---------------|-----------|--------------|-------------|-------------|-------------|-------------|-------------|-------------|-------------|-------------|----------------|-------------|--------------|-----|
| | | | | FGA | PCT | FT | FTA | PCT | | | | | | |
| Clark | 76 | 3243 | 701 | 1500 | .467 | 507 | 656 | .773 | 265 | 606 | 191-0 | 1909 | 25.1 | |
| Marin | 78 | 2927 | 690 | 1444 | .478 | 356 | 398 | .894 | 528 | 169 | 240-2 | 1736 | 22.3 | |
| Monroe | 3 | 103 | 26 | 64 | .406 | 13 | 18 | .722 | 8 | 10 | 9-0 | 65 | 21.7 | |
| Unsold | 76 | 3171 | 409 | 822 | .498 | 171 | 272 | .629 | 1336 | 278 | 218-1 | 989 | 13.0 | |
| Chenier | 81 | 2481 | 407 | 981 | .415 | 182 | 247 | .737 | 268 | 205 | 191-2 | 996 | 12.3 | |
| Stallworth | 64 | 1815 | 303 | 690 | .439 | 123 | 153 | .804 | 398 | 133 | 186-3 | 729 | 11.4 | |
| Riordan | 54 | 1344 | 229 | 488 | .469 | 84 | 123 | .683 | 127 | 124 | 127-0 | 542 | 10.0 | |
| Love | 74 | 1327 | 242 | 536 | .451 | 103 | 140 | .736 | 338 | 52 | 202-0 | 587 | 7.9 | |
| Carter | 2 | 68 | 6 | 27 | .222 | 3 | 9 | .333 | 19 | 12 | 7-0 | 15 | 7.5 | |
| Tresvant | 65 | 1227 | 162 | 360 | .450 | 121 | 146 | .818 | 123 | 83 | 175-6 | 445 | 6.8 | |
| Zeller | 28 | 471 | 83 | 229 | .362 | 22 | 35 | .629 | 65 | 30 | 62-0 | 188 | 6.7 | |
| Loughery | 2 | 42 | 4 | 17 | .235 | 5 | 8 | .625 | 5 | 8 | 5-0 | 13 | 6.5 | |
| Gus Johnson | 39 | 668 | 103 | 269 | .383 | 43 | 63 | .683 | 226 | 51 | 91-0 | 249 | 6.4 | |
| Driscoll | 40 | 313 | 40 | 104 | .385 | 27 | 39 | .692 | 109 | 23 | 53-0 | 107 | 2.7 | |
| Rinaldi | 39 | 159 | 42 | 104 | .404 | 20 | 30 | .667 | 16 | 15 | 25-0 | 104 | 2.7 | |
| Murray | 51 | 421 | 43 | 113 | .381 | 24 | 39 | .615 | 126 | 17 | 76-2 | 110 | 2.2 | |
| Totals | 82 | 19780 | 3490 | 7748 | .450 | 1804 | 2378 | .759 | 4068 | 1816 | 1858-16 | 8784 | 107.1 | |

GAME-BY-GAME RESULTS

RECORD: 38-44 HOME: 22-19 ROAD: 16-24

| Date | Opponent | Score | Record | Date | Opponent | Score | Record |
|--------|--------------------|---------|--------|--------|------------------|---------|--------|
| Oct.15 | at Chicago | 82-106 | 0-1 | Jan.11 | at Portland | 106-114 | 19-23 |
| Oct.16 | Golden State | 108-93 | 1-1 | Jan.13 | at Seattle | 107-112 | 19-24 |
| Oct.19 | at Boston | 114-134 | 1-2 | Jan.15 | at Golden State | 95-105 | 19-25 |
| Oct.22 | New York | 87-110 | 1-3 | Jan.16 | at Phoenix | 107-104 | 20-25 |
| Oct.23 | Cleveland (CP) | 101-109 | 1-4 | Jan.21 | at Detroit | 102-107 | 20-26 |
| Oct.26 | at Milwaukee | 90-120 | 1-5 | Jan.22 | Portland (CP) | 116-99 | 21-26 |
| Oct.27 | Detroit | 128-98 | 2-5 | Jan.23 | Cincinnati | 132-101 | 22-26 |
| Oct.29 | at Detroit | 105-119 | 2-6 | Jan.26 | Buffalo | 115-114 | 23-26 |
| Oct.30 | Phoenix | 101-94 | 3-6 | Jan.28 | at Cincinnati | 132-124 | 24-26 |
| Nov.2 | at Golden State | 91-106 | 3-7 | Jan.30 | Milwaukee (CP) | 112-116 | 24-27 |
| Nov.5 | at Los Angeles | 106-110 | 3-8 | Feb.1 | Boston | 108-115 | 24-28 |
| Nov.7 | at Houston | 109-106 | 4-8 | Feb.4 | Chicago | 108-116 | 24-29 |
| Nov.10 | Chicago | 106-125 | 4-9 | Feb.6 | at Los Angeles | 127-151 | 24-30 |
| Nov.13 | Philadelphia | 111-105 | 5-9 | Feb.8 | at Golden State | 107-111 | 24-31 |
| Nov.16 | Houston | 110-107 | 6-9 | Feb.10 | at Phoenix | 98-131 | 24-32 |
| Nov.17 | at Cincinnati | 113-103 | 7-9 | Feb.11 | at Houston | 95-116 | 24-33 |
| Nov.19 | Buffalo | 126-105 | 8-9 | Feb.13 | Los Angeles (CP) | 110-121 | 24-34 |
| Nov.20 | at New York | 114-125 | 8-10 | Feb.15 | Houston | 113-98 | 25-34 |
| Nov.23 | at Cleveland | 102-104 | 8-11 | Feb.16 | at Atlanta | 103-105 | 25-35 |
| Nov.24 | New York | 94-114 | 8-12 | Feb.18 | Atlanta | 106-81 | 26-35 |
| Nov.26 | at Atlanta | 118-105 | 9-12 | Feb.19 | at Philadelphia | 121-105 | 27-35 |
| Nov.27 | Boston (CP) | 125-120 | 10-12 | Feb.21 | Philadelphia | 102-101 | 28-35 |
| Nov.30 | Cincinnati | 103-118 | 10-13 | Feb.22 | at Buffalo | 98-99 | 28-36 |
| Dec.2 | Buffalo at Toronto | 105-109 | 10-14 | Feb.23 | Milwaukee | 105-113 | 28-37 |
| Dec.3 | Seattle | 106-117 | 10-15 | Feb.26 | at New York | 104-97 | 29-37 |
| Dec.8 | Portland | 115-97 | 11-15 | Feb.27 | New York (CP) | 95-97 | 29-38 |
| Dec.10 | at Chicago | 102-118 | 11-16 | Feb.29 | Seattle | 117-118 | 29-39 |
| Dec.11 | Milwaukee | 101-107 | 11-17 | Mar.1 | at Phoenix | 95-90 | 30-39 |
| Dec.14 | Cleveland | 85-88 | 11-18 | Mar.3 | at Portland | 90-80 | 31-39 |
| Dec.17 | Atlanta | 114-103 | 12-18 | Mar.5 | at Los Angeles | 108-94 | 32-39 |
| Dec.18 | at Atlanta | 94-123 | 12-19 | Mar.7 | at Seattle | 105-98 | 33-39 |
| Dec.19 | at Milwaukee | 96-111 | 12-20 | Mar.12 | Detroit (CP) | 102-97 | 34-39 |
| Dec.22 | Los Angeles | 120-127 | 12-21 | Mar.14 | Cleveland | 118-127 | 34-40 |
| Dec.25 | at Philadelphia | 110-114 | 13-21 | Mar.16 | at Cleveland | 105-101 | 35-40 |
| Dec.26 | at Cleveland | 102-108 | 13-22 | Mar.17 | Seattle | 112-107 | 36-40 |
| Dec.28 | Cincinnati | 119-87 | 14-22 | Mar.19 | at Boston | 125-112 | 37-40 |
| Dec.30 | at New York | 110-102 | 15-22 | Mar.21 | at Buffalo | 100-114 | 37-41 |
| Jan.5 | Detroit | 111-89 | 16-22 | Mar.22 | San Francisco | 101-121 | 37-42 |
| Jan.7 | at Chicago | 104-94 | 17-22 | Mar.24 | at Cincinnati | 114-132 | 37-43 |
| Jan.8 | Atlanta | 110-102 | 18-22 | Mar.25 | Houston | 85-106 | 37-44 |
| Jan.9 | Phoenix (CP) | 109-103 | 19-22 | Mar.26 | Buffalo | 119-101 | 38-44 |

(CP) College Park



1972-73 BALTIMORE BULLETS

FINAL STATISTICS

COACH: Gene Shue

| Player | G | MIN | TOTALS | | | | FREE THROWS | | | | REB | AST | PF-DQ | PTS | AVG |
|---------------|-----------|--------------|-------------|-------------|-------------|-------------|-------------|------------|-------------|-------------|----------------|-------------|--------------|-----|-----|
| | | | FGA | PCT | FT | FTA | PCT | REB | AST | PF-DQ | | | | | |
| Hayes | 81 | 3347 | 713 | 1607 | .444 | 291 | 434 | 671 | 1177 | 127 | 232-3 | 1717 | 21.2 | | |
| Chenier | 71 | 2776 | 602 | 1332 | .452 | 194 | 244 | 795 | 288 | 301 | 160-0 | 1398 | 19.7 | | |
| Clark | 39 | 1477 | 302 | 596 | .507 | 111 | 137 | 810 | 129 | 275 | 111-1 | 715 | 18.3 | | |
| Riordan | 82 | 3486 | 652 | 1278 | .510 | 179 | 218 | 821 | 404 | 428 | 216-0 | 1483 | 18.1 | | |
| Unseld | 79 | 3085 | 421 | 854 | .493 | 149 | 212 | 703 | 1260 | 347 | 168-0 | 991 | 12.5 | | |
| Rinaldi | 33 | 646 | 116 | 284 | .408 | 48 | 64 | 750 | 68 | 48 | 40-0 | 280 | 8.5 | | |
| Robinson | 38 | 583 | 119 | 260 | .458 | 26 | 31 | 839 | 55 | 77 | 60-0 | 264 | 6.9 | | |
| Porter | 71 | 1217 | 205 | 451 | .455 | 62 | 101 | 614 | 72 | 237 | 206-5 | 472 | 6.6 | | |
| Love | 72 | 995 | 190 | 436 | .436 | 79 | 100 | 790 | 300 | 46 | 175-0 | 459 | 6.4 | | |
| Stallworth | 73 | 1217 | 180 | 435 | .414 | 78 | 101 | 772 | 236 | 112 | 139-1 | 438 | 6.0 | | |
| Tresvant | 55 | 541 | 85 | 182 | .467 | 41 | 59 | 695 | 156 | 33 | 101-0 | 211 | 3.8 | | |
| Patterson | 23 | 92 | 21 | 49 | .429 | 13 | 16 | 813 | 22 | 3 | 18-0 | 55 | 2.4 | | |
| Others | 14 | 288 | 50 | 119 | .420 | 23 | 25 | 920 | 38 | 19 | 46-4 | 123 | 8.8 | | |
| Totals | 82 | 19750 | 3656 | 7883 | .464 | 1294 | 1742 | 743 | 4205 | 2051 | 1672-14 | 8606 | 105.0 | | |
| Opponents | 82 | 19750 | 3531 | 8010 | .441 | 1269 | 1702 | 746 | 4226 | 1852 | 1582-11 | 8331 | 101.6 | | |

GAME-BY-GAME RESULTS

RECORD: 52-30 HOME: 29-12 ROAD: 23-18

| Date | Opponent | Score | Record | Date | Opponent | Score | Record |
|--------|-----------------|---------|--------|--------|------------------|---------|--------|
| Oct.10 | at Cleveland | 102-90 | 1-0 | Jan.10 | at Seattle | 98-86 | 25-17 |
| Oct.13 | Atlanta | 115-98 | 2-0 | Jan.14 | at Phoenix | 95-94 | 26-17 |
| Oct.15 | at Phoenix | 98-107 | 2-1 | Jan.16 | at Los Angeles | 112-104 | 27-17 |
| Oct.17 | at Golden State | 96-97 | 2-2 | Jan.19 | at Philadelphia | 110-94 | 28-17 |
| Oct.19 | at KC-Omaha | 94-83 | 3-2 | Jan.20 | Seattle (CP) | 126-106 | 29-17 |
| Oct.21 | Boston | 101-104 | 3-3 | Jan.21 | Philadelphia | 108-97 | 30-17 |
| Oct.25 | at Detroit | 115-105 | 4-3 | Jan.26 | at Chicago | 100-110 | 30-18 |
| Oct.27 | New York | 88-92 | 4-4 | Jan.27 | Buffalo | 115-87 | 31-18 |
| Oct.28 | at New York | 90-94 | 4-5 | Jan.28 | at Cleveland | 102-93 | 32-18 |
| Nov. 3 | at Boston | 96-109 | 4-6 | Jan.30 | Golden State | 104-86 | 33-18 |
| Nov.4 | Cleveland (CP) | 108-98 | 5-6 | Feb. 2 | New York | 89-77 | 34-18 |
| Nov. 7 | at Atlanta | 107-109 | 5-7 | Feb. 4 | Los Angeles (CP) | 115-125 | 34-19 |
| Nov.8 | Buffalo | 126-94 | 6-7 | Feb. 6 | at Atlanta | 106-112 | 34-20 |
| Nov.10 | at Milwaukee | 82-120 | 6-8 | Feb. 7 | Atlanta | 137-108 | 35-20 |
| Nov.11 | Chicago | 106-111 | 6-9 | Feb. 9 | at Buffalo | 101-95 | 36-20 |
| Nov.14 | Houston | 104-103 | 7-9 | Feb.11 | at Portland | 102-97 | 37-20 |
| Nov.17 | Phoenix | 117-106 | 8-9 | Feb.14 | at Seattle | 107-106 | 38-20 |
| Nov.18 | at Chicago | 79-95 | 8-10 | Feb.15 | at Golden State | 96-94 | 39-20 |
| Nov.21 | at Buffalo | 124-88 | 9-10 | Feb.16 | at Los Angeles | 103-121 | 39-21 |
| Nov.22 | Seattle | 112-90 | 10-10 | Feb.18 | Milwaukee (CP) | 96-93 | 40-21 |
| Nov.25 | Milwaukee | 91-101 | 10-11 | Feb.21 | Phoenix | 98-107 | 40-22 |
| Nov.28 | at Houston | 108-90 | 11-11 | Feb.23 | at Detroit | 105-107 | 40-23 |
| Nov.29 | at Houston | 94-102 | 11-12 | Feb.24 | Portland | 128-110 | 41-23 |
| Dec. 1 | Houston | 103-96 | 12-12 | Feb.27 | Cleveland | 99-95 | 42-23 |
| Dec. 5 | at Cleveland | 103-100 | 13-12 | Feb.28 | at Philadelphia | 98-102 | 42-24 |
| Dec. 6 | Portland | 115-102 | 14-12 | Mar. 1 | at New York | 106-97 | 43-24 |
| Dec. 8 | at Atlanta | 115-134 | 14-13 | Mar. 4 | New York (CP) | 97-75 | 44-24 |
| Dec. 9 | KC-Omaha | 120-112 | 15-13 | Mar. 8 | at KC-Omaha | 93-105 | 44-25 |
| Dec.12 | Philadelphia | 123-102 | 16-13 | Mar. 9 | at Houston | 109-104 | 45-25 |
| Dec.15 | Houston | 94-91 | 17-13 | Mar.10 | Chicago (CP) | 99-105 | 45-26 |
| Dec.16 | Golden St. (CP) | 105-99 | 18-13 | Mar.13 | KC-Omaha | 103-99 | 46-26 |
| Dec.20 | Los Angeles | 90-96 | 18-14 | Mar.14 | at Boston | 107-111 | 46-27 |
| Dec.23 | Detroit | 104-97 | 19-14 | Mar.16 | Boston | 103-97 | 47-27 |
| Dec.26 | at Buffalo | 121-104 | 20-14 | Mar.17 | at Philadelphia | 120-115 | 48-27 |
| Dec.28 | at Atlanta | 112-111 | 21-14 | Mar.18 | Philadelphia | 129-118 | 49-27 |
| Dec.29 | Buffalo | 109-118 | 21-15 | Mar.21 | Houston | 110-118 | 49-28 |
| Dec.30 | at New York | 98-100 | 21-16 | Mar.23 | at Cleveland | 106-104 | 50-28 |
| Jan. 1 | at Milwaukee | 88-87 | 22-16 | Mar.24 | Cleveland | 120-116 | 51-28 |
| Jan. 3 | Cleveland | 89-80 | 23-16 | Mar.25 | Atlanta | 112-105 | 52-28 |
| Jan. 7 | Boston (CP) | 98-116 | 23-17 | Mar.27 | Detroit | 98-112 | 52-29 |
| Jan. 9 | at Portland | 105-93 | 24-17 | Mar.28 | at Boston | 101-120 | 52-30 |

(CP) College Park



1973-74 CAPITAL BULLETS

FINAL STATISTICS

COACH: K.C. Jones

| Player | TOTALS | | | | FREE THROWS | | | REBOUNDS | | | | PF-DQ | ST | BL | PTS | AVG | |
|---------------|-----------|--------------|-------------|-------------|-------------|-------------|-------------|-------------|-------------|-------------|-------------|-------------|----------------|------------|------------|-------------|--------------|
| | G | MIN | FG | FGA | PCT | FT | FTA | PCT | OR | DR | TOT | | | | | | Asst |
| Chenier | 76 | 2942 | 697 | 1607 | .434 | 274 | 334 | .820 | 114 | 274 | 388 | 239 | 135-0 | 155 | 67 | 1668 | 21.9 |
| Hayes | 81 | 3602 | 689 | 1627 | .423 | 357 | 495 | .721 | 354 | 1109 | 1463 | 163 | 252-1 | 86 | 240 | 1753 | 21.4 |
| Riordan | 81 | 3230 | 577 | 1223 | .472 | 136 | 174 | .782 | 120 | 260 | 380 | 264 | 237-2 | 102 | 14 | 1290 | 15.9 |
| Porter | 81 | 2339 | 477 | 997 | .478 | 180 | 249 | .723 | 79 | 100 | 179 | 469 | 319-1 | 495 | 9 | 1134 | 14.0 |
| Clark | 56 | 1786 | 315 | 675 | .467 | 103 | 131 | .786 | 44 | 97 | 141 | 285 | 122-0 | 59 | 6 | 733 | 13.1 |
| Weatherspoon | 65 | 1216 | 199 | 483 | .412 | 96 | 139 | .691 | 133 | 264 | 397 | 38 | 179-1 | 48 | 16 | 494 | 7.6 |
| Unsold | 56 | 1727 | 146 | 33 | .438 | 36 | 55 | .655 | 152 | 365 | 517 | 159 | 121-1 | 56 | 16 | 328 | 5.9 |
| Nelson | 49 | 556 | 93 | 215 | .433 | 53 | 73 | .726 | 26 | 44 | 70 | 52 | 62-0 | 31 | 2 | 239 | 4.9 |
| Stallworth | 45 | 458 | 75 | 187 | .401 | 47 | 55 | .855 | 52 | 73 | 125 | 25 | 61-0 | 28 | 4 | 197 | 4.4 |
| Wesley | 39 | 400 | 71 | 151 | .470 | 26 | 43 | .605 | 63 | 73 | 136 | 14 | 74-1 | 9 | 20 | 168 | 4.3 |
| Leaks | 53 | 845 | 79 | 232 | .341 | 58 | 83 | .699 | 94 | 150 | 244 | 25 | 95-1 | 10 | 39 | 216 | 4.1 |
| Kozelko | 49 | 573 | 59 | 133 | .444 | 23 | 32 | .719 | 52 | 72 | 124 | 25 | 82-3 | 21 | 7 | 141 | 2.9 |
| Rinaldi | 7 | 48 | 3 | 22 | .136 | 3 | 4 | .750 | 2 | 5 | 7 | 10 | 7-0 | 3 | 1 | 9 | 1.3 |
| Patterson | 2 | 8 | 0 | 1 | .000 | 1 | 2 | .500 | 1 | 1 | 2 | 2 | 0-0 | 0 | 0 | 1 | 0.5 |
| Totals | 82 | 19730 | 3480 | 7886 | .441 | 1393 | 1869 | .745 | 1286 | 2887 | 4173 | 1770 | 1746-24 | 703 | 441 | 8353 | 101.9 |
| Opponents | 82 | 19730 | 3469 | 7760 | .451 | 1239 | 1639 | .756 | 1206 | 2915 | 4121 | 1900 | 1840-9 | 651 | 350 | 8231 | 100.4 |

GAME-BY-GAME RESULTS

RECORD: 47-35 HOME: 31-10 ROAD: 16-25

| Date | Opponent | Score | Record | Date | Opponent | Score | Record |
|---------|--------------------|----------|--------|---------|-----------------|---------|--------|
| Oct. 9 | at Atlanta | 114-128 | 0-1 | Jan. 12 | Buffalo | 96-97 | 24-18 |
| Oct. 12 | at Seattle | 102-103 | 0-2 | Jan. 17 | Cleveland | 101-86 | 25-18 |
| Oct. 13 | at Portland | 87-132 | 0-3 | Jan. 18 | at Buffalo | 94-98 | 25-19 |
| Oct. 19 | at Chicago | 103-117 | 0-4 | Jan. 19 | Golden State | 117-90 | 26-19 |
| Oct. 20 | Boston | 96-87 | 1-4 | Jan. 20 | Houston | 111-105 | 27-19 |
| Oct. 21 | Chicago | 99-107 | 1-5 | Jan. 22 | at Golden State | 97-99 | 27-20 |
| Oct. 23 | at New York | 101-84 | 2-5 | Jan. 25 | at Los Angeles | 124-143 | 27-21 |
| Oct. 28 | Philadelphia | 119-99 | 3-5 | Jan. 27 | at Phoenix | 107-127 | 27-22 |
| Nov. 3 | at Philadelphia | 112-84 | 4-5 | Jan. 30 | at Chicago | 94-103 | 27-23 |
| Nov. 4 | Phoenix | 102-99 | 5-5 | Feb. 1 | at Cleveland | 107-99 | 28-23 |
| Nov. 7 | at Houston | 111-97 | 6-5 | Feb. 3 | at Boston | 112-99 | 29-23 |
| Nov. 9 | at KC-Omaha | 109-96 | 7-5 | Feb. 5 | at Atlanta | 103-121 | 29-24 |
| Nov. 11 | Milwaukee | 91-110 | 7-6 | Feb. 6 | Phoenix | 109-101 | 30-24 |
| Nov. 17 | at Atlanta | 115-109 | 8-6 | Feb. 8 | at Milwaukee | 96-105 | 30-25 |
| Nov. 18 | Buffalo | 101-112 | 8-7 | Feb. 9 | Philadelphia | 108-75 | 31-25 |
| Nov. 21 | Los Angeles | 97-106 | 8-8 | Feb. 10 | at Philadelphia | 94-95 | 31-26 |
| Nov. 23 | Atlanta | 101-86 | 9-8 | Feb. 12 | at Cleveland | 107-99 | 32-26 |
| Nov. 25 | New York | 109-81 | 10-8 | Feb. 13 | KC-Omaha | 89-87 | 33-26 |
| Nov. 28 | at Boston | 104-111 | 10-9 | Feb. 16 | Buffalo | 101-92 | 34-26 |
| Nov. 30 | at Buffalo | 121-113 | 11-9 | Feb. 17 | Boston | 99-95 | 35-26 |
| Dec. 2 | Seattle | 98-96 | 12-9 | Feb. 20 | Portland | 116-101 | 36-26 |
| Dec. 5 | at Houston | 99-119 | 12-10 | Feb. 22 | at Detroit | 83-84 | 36-27 |
| Dec. 7 | at Phoenix | 92-114 | 12-11 | Feb. 23 | Cleveland | 101-104 | 36-28 |
| Dec. 9 | at Los Angeles | 110-96 | 13-11 | Feb. 24 | Detroit | 94-84 | 37-28 |
| Dec. 11 | at Portland | 87-82 | 14-11 | Feb. 26 | at New York | 71-85 | 37-29 |
| Dec. 14 | at Seattle | 88-93 | 14-12 | Feb. 27 | Seattle | 104-100 | 38-29 |
| Dec. 15 | at Golden State | 106-93 | 15-12 | Mar. 1 | New York | 103-112 | 38-30 |
| Dec. 18 | Atlanta | 91-98 | 15-13 | Mar. 3 | Cleveland | 98-93 | 39-30 |
| Dec. 20 | KC-Omaha at KC | 98-92 | 16-13 | Mar. 5 | Atlanta | 103-89 | 40-30 |
| Dec. 22 | Houston | 98-89 | 17-13 | Mar. 6 | at Philadelphia | 99-112 | 40-31 |
| Dec. 23 | Buffalo at Toronto | 110-85 | 18-13 | Mar. 9 | Portland | 106-103 | 41-31 |
| Dec. 25 | at New York | 102-100 | 19-13 | Mar. 10 | Golden State | 117-107 | 42-31 |
| Dec. 26 | Chicago | 82-81 | 20-13 | Mar. 12 | Philadelphia | 112-101 | 43-31 |
| Dec. 28 | at Detroit | 93-102 | 20-14 | Mar. 13 | at Houston | 93-117 | 43-32 |
| Dec. 29 | KC-Omaha | 102-106 | 20-15 | Mar. 15 | at Houston | 105-114 | 43-33 |
| Jan. 2 | New York | 81-92 | 20-16 | Mar. 17 | at Boston | 103-129 | 43-34 |
| Jan. 4 | at Cleveland | 94-91 | 21-16 | Mar. 20 | Cleveland | 101-91 | 44-34 |
| Jan. 5 | Detroit | 93-90 | 22-16 | Mar. 22 | Houston | 109-95 | 45-34 |
| Jan. 6 | Milwaukee | 90-88 | 23-16 | Mar. 23 | at Atlanta | 108-119 | 45-35 |
| Jan. 8 | Los Angeles | 94-92 | 24-16 | Mar. 24 | Atlanta | 120-92 | 46-35 |
| Jan. 11 | at Milwaukee | 113-115* | 24-17 | Mar. 26 | Boston | 126-108 | 47-35 |

* Overtime



1974-75 WASHINGTON BULLETS

FINAL STATISTICS

COACH: K.C. Jones

| Player | TOTALS | | | | FREE THROWS | | | REBOUNDS | | | | | | | | | |
|---------------|-----------|--------------|-------------|-------------|-------------|-------------|-------------|-------------|-------------|-------------|-------------|-------------|----------------|------------|------------|-------------|--------------|
| | G | MIN | FG | FGA | PCT | FT | FTA | PCT | OR | DR | TOT | AST | PF-DQ | ST | BL | PTS | AVG |
| Hayes | 82 | 3465 | 739 | 1668 | .443 | 409 | 534 | .766 | 221 | 783 | 1004 | 206 | 238-0 | 158 | 187 | 1887 | 23.0 |
| Chenier | 77 | 3869 | 690 | 1533 | .450 | 301 | 365 | .825 | 74 | 218 | 292 | 248 | 158-3 | 176 | 58 | 1681 | 21.8 |
| Riordan | 74 | 2191 | 520 | 1057 | .429 | 98 | 117 | .838 | 90 | 194 | 284 | 198 | 238-4 | 72 | 6 | 1138 | 15.4 |
| Porter | 81 | 2589 | 406 | 827 | .491 | 131 | 186 | .704 | 55 | 97 | 152 | 650 | 320-12 | 152 | 11 | 943 | 11.6 |
| Unsel | 73 | 2904 | 273 | 544 | .502 | 126 | 184 | .684 | 318 | 759 | 1077 | 297 | 180-1 | 115 | 68 | 672 | 9.2 |
| Weatherspoon | 82 | 1347 | 256 | 562 | .456 | 103 | 138 | .746 | 132 | 214 | 346 | 51 | 212-2 | 65 | 21 | 615 | 7.5 |
| Jones | 73 | 1424 | 207 | 400 | .518 | 103 | 142 | .725 | 36 | 101 | 137 | 162 | 190-0 | 76 | 10 | 517 | 7.1 |
| Robinson | 76 | 995 | 191 | 393 | .486 | 60 | 115 | .522 | 94 | 207 | 301 | 40 | 132-0 | 36 | 32 | 442 | 5.8 |
| Haskins | 70 | 702 | 115 | 290 | .397 | 53 | 63 | .841 | 29 | 51 | 80 | 79 | 73-0 | 23 | 6 | 283 | 4.0 |
| Gibbs | 59 | 424 | 74 | 190 | .389 | 48 | 64 | .750 | 26 | 35 | 61 | 19 | 60-0 | 12 | 3 | 196 | 3.3 |
| Kozelko | 73 | 754 | 60 | 67 | .359 | 31 | 36 | .861 | 50 | 90 | 140 | 41 | 125-4 | 28 | 5 | 151 | 2.0 |
| DuVal | 37 | 137 | 24 | 65 | .369 | 12 | 18 | .667 | 8 | 15 | 23 | 14 | 34-0 | 16 | 2 | 60 | 1.6 |
| Washington | 1 | 4 | 0 | 1 | .000 | 0 | 0 | .000 | 0 | 0 | 0 | 0 | 1-0 | 0 | 0 | 0 | 0.0 |
| Totals | 82 | 19805 | 3555 | 7697 | .462 | 1475 | 1962 | .752 | 1133 | 2764 | 3897 | 2005 | 1961-26 | 929 | 409 | 8585 | 104.7 |
| Opponents | 82 | 19805 | 3249 | 7415 | .438 | 1499 | 1967 | .762 | 1184 | 2819 | 4003 | 1811 | 2004-25 | 710 | 259 | 7997 | 97.5 |

GAME-BY-GAME RESULTS

RECORD: 60-22 HOME: 36-5 ROAD: 24-17

| Date | Opponent | Score | Record | Date | Opponent | Score | Record |
|--------|----------------------|----------|--------|--------|-------------------|----------|--------|
| Oct.19 | New Orleans | 110-92 | 1-0 | Jan.16 | at Atlanta | 85-108 | 29-13 |
| Oct.22 | at Kansas City-Omaha | 123-121 | 2-0 | Jan.17 | at Philadelphia | 103-92 | 30-13 |
| Oct.23 | Houston | 99-95 | 3-0 | Jan.18 | Golden State | 125-101 | 31-13 |
| Oct.25 | at Milwaukee | 101-96 | 4-0 | Jan.21 | at Cleveland | 97-88 | 32-13 |
| Oct.26 | Milwaukee | 101-95 | 5-0 | Jan.22 | Kansas City-Omaha | 97-88 | 33-13 |
| Oct.29 | at Chicago | 96-80 | 6-0 | Jan.25 | Cleveland | 94-82 | 34-13 |
| Oct.30 | New York | 94-86 | 7-0 | Jan.26 | Houston | 118-90 | 35-13 |
| Oct.31 | at Houston | 92-95 | 7-1 | Jan.31 | at New Orleans | 106-101 | 36-13 |
| Nov.2 | Phoenix | 108-94 | 8-1 | Feb.2 | at Chicago | 80-97 | 36-14 |
| Nov.6 | Cleveland | 99-107 | 8-2 | Feb.4 | at Phoenix | 89-90 | 36-15 |
| Nov.9 | Chicago | 96-89 | 9-2 | Feb.6 | at Golden State | 98-97 | 37-15 |
| Nov.13 | Kansas City-Omaha | 118-95 | 10-2 | Feb.7 | at Seattle | 99-76 | 38-15 |
| Nov.15 | New Orleans | 104-95 | 11-2 | Feb.8 | at Portland | 96-100 | 38-16 |
| Nov.16 | Boston | 109-124 | 11-3 | Feb.12 | Milwaukee | 112-108* | 39-16 |
| Nov.19 | at New York | 85-86 | 11-4 | Feb.15 | at New York | 108-106* | 40-16 |
| Nov.20 | Buffalo | 104-115 | 11-5 | Feb.16 | New York | 125-104 | 41-16 |
| Nov.22 | at Portland | 117-99 | 12-5 | Feb.19 | Phoenix | 120-97 | 42-16 |
| Nov.24 | at Los Angeles | 111-108 | 13-5 | Feb.20 | at Cleveland | 95-106 | 42-17 |
| Nov.26 | at Atlanta | 102-119 | 13-6 | Feb.21 | at Detroit | 121-96 | 43-17 |
| Nov.27 | Atlanta | 114-104 | 14-6 | Feb.23 | Portland | 113-98 | 44-17 |
| Nov.29 | at Buffalo | 96-93 | 15-6 | Feb.25 | at Buffalo | 111-93 | 45-17 |
| Nov.30 | Seattle | 122-90 | 16-6 | Feb.26 | Seattle | 104-98 | 46-17 |
| Dec.4 | Portland | 114-87 | 17-6 | Feb.28 | Detroit | 106-95 | 47-17 |
| Dec.7 | Detroit | 94-89 | 18-6 | Mar.2 | Los Angeles | 117-104 | 48-17 |
| Dec.8 | at Cleveland | 88-75 | 19-6 | Mar.5 | Atlanta | 118-112 | 49-17 |
| Dec.11 | at Detroit | 89-103 | 19-7 | Mar.8 | at Philadelphia | 113-92 | 50-17 |
| Dec.13 | at Boston | 108-89 | 20-7 | Mar.9 | Philadelphia | 110-113 | 50-18 |
| Dec.14 | Golden State | 99-91 | 21-7 | Mar.11 | at Atlanta | 99-87 | 51-18 |
| Dec.17 | at Atlanta | 85-96 | 21-8 | Mar.12 | Houston | 117-88 | 52-18 |
| Dec.18 | New Orleans | 113-90 | 22-8 | Mar.14 | at KC-Omaha | 102-103 | 52-19 |
| Dec.20 | at Houston | 91-116 | 22-9 | Mar.18 | at Cleveland | 98-112 | 52-20 |
| Dec.21 | Philadelphia | 117-101 | 23-9 | Mar.19 | Boston | 97-90 | 53-20 |
| Dec.23 | at Milwaukee | 106-103* | 24-9 | Mar.21 | at New Orleans | 122-109 | 54-20 |
| Dec.25 | Atlanta | 110-92 | 25-9 | Mar.22 | Cleveland | 100-97 | 55-20 |
| Dec.30 | Cleveland | 103-90 | 26-9 | Mar.26 | Buffalo | 91-94 | 55-21 |
| Jan.1 | at Seattle | 118-123* | 26-10 | Mar.30 | Chicago | 94-82 | 56-21 |
| Jan.4 | at Golden State | 94-104 | 26-11 | Apr.1 | at New Orleans | 110-101 | 57-21 |
| Jan.5 | at Los Angeles | 109-112* | 26-12 | Apr.2 | Houston | 112-85 | 58-21 |
| Jan.8 | at Phoenix | 102-95 | 27-12 | Apr.4 | at Boston | 94-95 | 58-22 |
| Jan.9 | at Houston | 102-94 | 28-12 | Apr.5 | Atlanta | 123-115 | 59-22 |
| Jan.11 | Los Angeles | 102-90 | 29-12 | Apr.6 | New Orleans | 119-103 | 60-22 |

* Overtime



1975-76 WASHINGTON BULLETS

FINAL STATISTICS

COACH: K.C. Jones

| Player | TOTALS | | | | FREE THROWS | | | REBOUNDS | | | PF-DQ | ST | BL | PTS | AVG | | |
|---------------|-----------|--------------|-------------|-------------|-------------|-------------|-------------|-------------|-------------|-------------|-------------|-------------|----------------|------------|------------|-------------|--------------|
| | G | MIN | FG | FGA | PCT | FT | FTA | PCT | OR | DR | | | | | | TOT | AST |
| Chenier | 80 | 2952 | 654 | 1355 | .483 | 282 | 341 | .827 | 84 | 236 | 320 | 255 | 186-2 | 158 | 45 | 1590 | 19.9 |
| Hayes | 80 | 2975 | 649 | 1381 | .470 | 287 | 457 | .628 | 210 | 668 | 878 | 121 | 293-5 | 104 | 202 | 1585 | 19.8 |
| Bing | 82 | 2945 | 497 | 1113 | .447 | 332 | 422 | .787 | 94 | 143 | 237 | 492 | 262-0 | 118 | 23 | 1326 | 16.2 |
| Robinson | 82 | 205 | 354 | 779 | .454 | 211 | 314 | .672 | 139 | 418 | 557 | 113 | 239-3 | 42 | 107 | 919 | 11.2 |
| Unsel | 78 | 2922 | 318 | 567 | .561 | 114 | 195 | .585 | 371 | 765 | 1036 | 404 | 203-3 | 84 | 59 | 750 | 9.6 |
| Riordan | 78 | 1943 | 291 | 662 | .440 | 71 | 96 | .740 | 44 | 143 | 187 | 122 | 201-2 | 54 | 13 | 653 | 8.4 |
| Weatherspoon | 64 | 1083 | 218 | 458 | .476 | 96 | 137 | .701 | 85 | 189 | 274 | 55 | 172-2 | 43 | 16 | 532 | 8.3 |
| Haskins | 55 | 737 | 148 | 269 | .550 | 54 | 65 | .831 | 12 | 42 | 54 | 73 | 79-2 | 23 | 8 | 350 | 6.4 |
| Jones | 64 | 1133 | 153 | 308 | .497 | 72 | 94 | .766 | 32 | 99 | 131 | 120 | 127-1 | 33 | 5 | 378 | 5.9 |
| Grevey | 56 | 504 | 79 | 213 | .371 | 52 | 58 | .897 | 24 | 36 | 60 | 27 | 65-0 | 13 | 3 | 210 | 3.8 |
| Kozelko | 67 | 584 | 48 | 99 | .485 | 19 | 30 | .633 | 19 | 63 | 82 | 33 | 74-0 | 19 | 4 | 115 | 1.7 |
| Kropp | 25 | 72 | 7 | 30 | .233 | 5 | 6 | .833 | 5 | 10 | 15 | 8 | 20-0 | 2 | 0 | 19 | 0.8 |
| Totals | 82 | 19905 | 3416 | 7234 | .472 | 1595 | 2215 | .720 | 1019 | 2812 | 3831 | 1823 | 1921-20 | 696 | 485 | 8427 | 102.8 |
| Opponents | 82 | 19905 | 3377 | 7636 | .442 | 1482 | 1992 | .744 | 1145 | 2687 | 3832 | 1705 | 1988-33 | 810 | 338 | 8236 | 100.4 |

GAME-BY-GAME RESULTS

RECORD: 48-34 HOME: 31-10 ROAD: 17-24

| Date | Opponent | Score | Record | Date | Opponent | Score | Record |
|--------|-----------------|------------|--------|--------|-----------------|---------|--------|
| Oct.23 | Kansas City | 107-95 | 1-0 | Jan.19 | at Houston | 96-115 | 24-18 |
| Nov.1 | at Golden State | 89-100 | 1-1 | Jan.20 | Detroit | 107-114 | 24-19 |
| Nov.2 | at Seattle | 94-85 | 2-1 | Jan.22 | New Orleans | 109-86 | 25-19 |
| Nov.4 | Cleveland | 113-96 | 3-1 | Jan.24 | at Phoenix | 100-84 | 26-19 |
| Nov.6 | Seattle | 110-100 | 4-1 | Jan.25 | at Los Angeles | 105-101 | 27-19 |
| Nov.8 | Milwaukee | 95-99** | 4-2 | Jan.27 | at Portland | 105-118 | 27-20 |
| Nov.11 | at Buffalo | 105-90 | 5-2 | Jan.30 | at Seattle | 100-123 | 27-21 |
| Nov.13 | Boston | 110-107 | 6-2 | Feb.1 | at Golden State | 101-99 | 28-21 |
| Nov.14 | at Atlanta | 88-97 | 6-3 | Feb.7 | at Atlanta | 103-90 | 29-21 |
| Nov.15 | at Philadelphia | 109-110*** | 6-4 | Feb.8 | at Cleveland | 78-83 | 29-22 |
| Nov.20 | Atlanta | 105-96 | 7-4 | Feb.10 | at Buffalo | 105-115 | 29-23 |
| Nov.22 | Golden State | 71-111 | 7-5 | Feb.12 | Portland | 92-81 | 30-23 |
| Nov.25 | Houston | 89-100 | 7-6 | Feb.14 | Houston | 108-89 | 31-23 |
| Nov.26 | at Houston | 85-97 | 7-7 | Feb.15 | Los Angeles | 101-88 | 32-23 |
| Nov.27 | New York | 90-96 | 7-8 | Feb.17 | at Milwaukee | 113-112 | 33-23 |
| Dec.2 | Los Angeles | 107-104 | 8-8 | Feb.20 | at Detroit | 87-102 | 33-24 |
| Dec.5 | at Phoenix | 92-87 | 9-8 | Feb.21 | Atlanta | 103-95 | 34-24 |
| Dec.7 | at Los Angeles | 106-114 | 9-9 | Feb.24 | at Chicago | 92-83 | 35-24 |
| Dec.9 | at Portland | 116-95 | 10-9 | Feb.25 | at New Orleans | 104-105 | 35-25 |
| Dec.11 | New Orleans | 117-109 | 11-9 | Feb.26 | New Orleans | 118-108 | 36-25 |
| Dec.12 | at Boston | 108-130 | 11-10 | Feb.28 | Phoenix | 92-89 | 37-25 |
| Dec.13 | at New York | 107-126 | 11-11 | Feb.29 | Houston | 110-108 | 38-25 |
| Dec.16 | Buffalo | 100-94 | 12-11 | Mar.3 | Philadelphia | 128-111 | 39-25 |
| Dec.17 | at New Orleans | 88-105 | 12-12 | Mar.4 | at Houston | 113-106 | 40-25 |
| Dec.19 | at Buffalo | 88-104 | 12-13 | Mar.6 | at New York | 107-116 | 40-26 |
| Dec.20 | Detroit | 98-86 | 13-13 | Mar.7 | New York | 92-81 | 41-26 |
| Dec.23 | at Detroit | 120-102 | 14-13 | Mar.14 | at Boston | 102-89 | 42-26 |
| Dec.25 | Atlanta | 99-94 | 15-13 | Mar.18 | Kansas City | 110-102 | 43-26 |
| Dec.26 | at Milwaukee | 81-85 | 15-14 | Mar.20 | New York | 109-104 | 44-26 |
| Dec.27 | Cleveland | 100-106 | 15-15 | Mar.21 | at Cleveland | 92-95 | 44-27 |
| Dec.30 | Chicago | 96-81 | 16-15 | Mar.23 | at Kansas City | 101-106 | 44-28 |
| Jan.1 | Phoenix | 114-103 | 17-15 | Mar.25 | Portland | 105-108 | 44-29 |
| Jan.2 | at Chicago | 107-99 | 18-15 | Mar.26 | at New Orleans | 126-131 | 44-30 |
| Jan.3 | Philadelphia | 119-104 | 19-15 | Mar.27 | Chicago | 99-84 | 45-30 |
| Jan.6 | at Kansas City | 103-98 | 20-15 | Mar.28 | Buffalo | 113-105 | 46-33 |
| Jan.9 | at Boston | 113-118 | 20-16 | Mar.31 | Golden State | 88-95 | 46-31 |
| Jan.10 | Milwaukee | 107-87 | 21-16 | Apr.2 | at Philadelphia | 94-96 | 46-32 |
| Jan.11 | at Cleveland | 104-106 | 21-17 | Apr.4 | New Orleans | 125-129 | 46-33 |
| Jan.14 | Cleveland | 92-88 | 22-17 | Apr.5 | at Atlanta | 133-105 | 47-33 |
| Jan.6 | Seattle | 100-85 | 23-17 | Apr.7 | at Houston | 115-105 | 48-33 |
| Jan.17 | Philadelphia | 105-103 | 24-17 | Apr.11 | Boston | 99-103 | 48-34 |

* Overtime ** Double Overtime ***Triple Overtime



1976-77 WASHINGTON BULLETS

FINAL STATISTICS

COACH: Dick Motta

| Player | TOTALS | | | | FREE THROWS | | | REBOUNDS | | | | PF-DQ | ST | BL | PTS | AVG | |
|---------------|-----------|--------------|-------------|-------------|-------------|-------------|-------------|-------------|-------------|-------------|-------------|-------------|----------------|------------|------------|-------------|--------------|
| | G | MIN | FG | FGA | PCT | FT | FTA | PCT | OR | DR | TOT | | | | | | AST |
| Hayes | 82 | 3364 | 760 | 1516 | .501 | 422 | 614 | .687 | 289 | 740 | 1029 | 158 | 312-1 | 87 | 220 | 1942 | 23.7 |
| Chenier | 78 | 2842 | 654 | 1472 | .444 | 270 | 321 | .841 | 58 | 243 | 299 | 294 | 166-0 | 120 | 39 | 1578 | 20.2 |
| Henderson | 41 | 1223 | 175 | 373 | .469 | 107 | 145 | .738 | 25 | 90 | 115 | 212 | 74-0 | 59 | 9 | 457 | 11.1 |
| Bing | 64 | 1516 | 271 | 597 | .454 | 136 | 176 | .733 | 54 | 89 | 143 | 275 | 150-1 | 61 | 5 | 678 | 10.6 |
| Kupchak | 82 | 1513 | 341 | 596 | .572 | 170 | 246 | .691 | 183 | 311 | 494 | 62 | 204-3 | 22 | 34 | 852 | 10.4 |
| Unsold | 82 | 2860 | 270 | 551 | .490 | 100 | 166 | .602 | 243 | 634 | 877 | 363 | 253-5 | 87 | 45 | 640 | 7.8 |
| Wright | 78 | 1421 | 262 | 595 | .440 | 88 | 115 | .765 | 32 | 66 | 98 | 232 | 170-0 | 55 | 5 | 612 | 7.8 |
| Grevey | 76 | 1306 | 224 | 530 | .423 | 79 | 119 | .664 | 73 | 105 | 178 | 68 | 148-1 | 29 | 9 | 527 | 6.9 |
| Gray | 58 | 996 | 144 | 330 | .436 | 59 | 80 | .738 | 61 | 125 | 186 | 69 | 189-8 | 31 | 18 | 347 | 6.0 |
| Weiss | 62 | 768 | 62 | 133 | .466 | 29 | 37 | .784 | 15 | 54 | 69 | 130 | 66-0 | 53 | 7 | 153 | 2.5 |
| Pace | 30 | 119 | 24 | 55 | .436 | 16 | 29 | .552 | 16 | 18 | 34 | 4 | 29-0 | 2 | 17 | 64 | 2.1 |
| Riordan | 49 | 289 | 34 | 94 | .362 | 11 | 15 | .733 | 7 | 29 | 27 | 20 | 33-0 | 3 | 2 | 79 | 1.6 |
| Others | — | 1513 | 293 | 637 | .460 | 135 | 201 | .672 | 131 | 263 | 394 | 48 | 146-0 | 33 | 23 | 72 | -- |
| Totals | 82 | 19730 | 3514 | 7479 | .470 | 1622 | 2264 | .716 | 1185 | 2758 | 3943 | 1935 | 1940-19 | 642 | 433 | 8650 | 105.5 |
| Opponents | 82 | 19730 | 3552 | 7751 | .458 | 1462 | 1943 | .752 | 1168 | 2564 | 3732 | 1893 | 2088-31 | 815 | 348 | 8566 | 104.5 |

GAME-BY-GAME RESULTS

RECORD: 48-34 HOME: 32-9 ROAD: 16-25

| Date | Opponent | Score | Record | Date | Opponent | Score | Record |
|--------|--------------------|---------|--------|--------|--------------------|----------|--------|
| Oct.22 | Los Angeles | 84-103 | 0-1 | Jan.21 | at New York Nets | 99-88 | 23-19 |
| Oct.23 | at Detroit | 98-97 | 1-1 | Jan.23 | Detroit | 119-108 | 24-19 |
| Oct.27 | at N.Y. Nets | 93-96 | 1-2 | Jan.26 | Golden State | 106-95 | 25-19 |
| Oct.29 | at New Orleans | 93-111 | 1-3 | Jan.29 | at Indiana | 108-107 | 26-19 |
| Oct.30 | at Houston | 92-105 | 1-4 | Jan.30 | Kansas City | 112-98 | 27-19 |
| Nov.3 | Milwaukee | 117-105 | 2-4 | Feb.2 | at Denver | 105-119 | 27-20 |
| Nov.5 | at Boston | 107-104 | 3-4 | Feb.4 | at Seattle | 109-106 | 28-20 |
| Nov.6 | Boston | 109-103 | 4-4 | Feb.5 | at Portland | 116-104 | 29-20 |
| Nov.9 | at New York Knicks | 97-106 | 4-5 | Feb.8 | at Golden State | 104-128 | 29-21 |
| Nov.10 | New Orleans | 116-103 | 5-5 | Feb.10 | at Phoenix | 109-103 | 30-21 |
| Nov.12 | at Philadelphia | 104-143 | 5-6 | Feb.11 | at Kansas City | 106-120 | 30-22 |
| Nov.13 | Philadelphia | 109-114 | 5-7 | Feb.15 | at Buffalo | 126-114 | 31-22 |
| Nov.17 | New York Knicks | 111-97 | 6-7 | Feb.16 | Boston | 111-92 | 32-22 |
| Nov.20 | San Antonio | 109-103 | 7-7 | Feb.18 | at Detroit | 97-101 | 32-23 |
| Nov.23 | at Denver | 96-117 | 7-8 | Feb.19 | Detroit | 105-95 | 33-23 |
| Nov.25 | at Phoenix | 98-104 | 7-9 | Feb.20 | Los Angeles | 101-108 | 33-24 |
| Nov.27 | at Portland | 95-103 | 7-10 | Feb.23 | Indiana | 109-101 | 34-24 |
| Nov.28 | at Seattle | 116-117 | 7-11 | Feb.26 | Milwaukee | 105-102 | 35-24 |
| Nov.30 | at Los Angeles | 102-109 | 7-12 | Feb.27 | Buffalo | 117-105 | 36-24 |
| Dec.2 | at Atlanta | 102-99 | 8-12 | Mar.2 | Denver | 115-113* | 37-24 |
| Dec.4 | Denver | 100-95 | 9-12 | Mar.4 | at Atlanta | 99-100 | 37-25 |
| Dec.8 | Seattle | 99-109 | 9-13 | Mar.5 | New Orleans | 117-105 | 38-25 |
| Dec.10 | Indiana | 98-88 | 10-13 | Mar.6 | Phoenix | 118-110 | 39-25 |
| Dec.15 | Kansas City | 104-100 | 11-13 | Mar.9 | at Milwaukee | 107-109 | 39-26 |
| Dec.17 | at Buffalo | 99-88 | 12-13 | Mar.11 | at Los Angeles | 91-94 | 39-27 |
| Dec.18 | Golden State | 110-115 | 12-14 | Mar.13 | at Golden State | 119-122 | 39-28 |
| Dec.22 | at Houston | 90-111 | 12-15 | Mar.15 | at Kansas City | 99-101 | 39-29 |
| Dec.23 | at San Antonio | 116-118 | 12-16 | Mar.16 | Seattle | 96-100 | 39-30 |
| Dec.25 | Cleveland | 117-99 | 13-16 | Mar.20 | San Antonio | 135-116 | 40-30 |
| Dec.26 | at New Orleans | 100-109 | 13-17 | Mar.23 | Cleveland | 95-90 | 41-30 |
| Dec.28 | at Indiana | 117-111 | 14-17 | Mar.25 | at Boston | 122-97 | 42-30 |
| Dec.29 | Atlanta | 96-92 | 15-17 | Mar.26 | at New York Knicks | 98-92 | 43-30 |
| Jan.1 | Houston | 104-98 | 16-17 | Mar.27 | New York Knicks | 95-109 | 43-31 |
| Jan.5 | New York Nets | 107-92 | 17-17 | Mar.29 | at San Antonio | 116-122 | 43-32 |
| Jan.7 | Phoenix | 99-89 | 18-17 | Mar.30 | Atlanta | 110-103 | 44-32 |
| Jan.8 | at Cleveland | 107-114 | 18-18 | Apr.1 | Houston | 85-91 | 44-33 |
| Jan.11 | at Milwaukee | 120-109 | 19-18 | Apr.3 | New York Nets | 115-97 | 45-33 |
| Jan.12 | Chicago | 85-99 | 19-19 | Apr.5 | at Cleveland | 119-113* | 46-33 |
| Jan.14 | at Chicago | 94-89 | 20-19 | Apr.6 | Chicago | 97-96 | 47-33 |
| Jan.15 | Portland | 113-107 | 21-19 | Apr.9 | at Philadelphia | 93-125 | 47-34 |
| Jan.19 | Buffalo | 91-87 | 22-19 | Apr.10 | Philadelphia | 131-121 | 48-34 |

* Overtime



1977-78 WASHINGTON BULLETS

FINAL STATISTICS

WORLD CHAMPIONS

COACH: Dick Motta

| Player | G | MIN | TOTALS | | | FREE THROWS | | | REBOUNDS | | | AST | PF-DQ | ST | TO | BL | PTS | AVG |
|---------------|-----------|--------------|-------------|-------------|-------------|-------------|-------------|-------------|-------------|-------------|-------------|-------------|----------------|------------|-------------|------------|-------------|--------------|
| | | | FG | FGA | PCT | FT | FTA | PCT | OR | DR | TOT | | | | | | | |
| Hayes | 81 | 3246 | 636 | 1409 | .451 | 326 | 514 | .634 | 335 | 740 | 1075 | 149 | 313-7 | 96 | 229 | 159 | 1598 | 19.7 |
| Dandridge | 75 | 2777 | 560 | 1190 | .471 | 330 | 419 | .788 | 137 | 305 | 442 | 287 | 262-6 | 101 | 241 | 47 | 1450 | 19.3 |
| Kupchak | 67 | 1759 | 393 | 768 | .512 | 280 | 402 | .697 | 162 | 298 | 460 | 71 | 196-1 | 28 | 184 | 42 | 1066 | 15.9 |
| Grevey | 81 | 2121 | 505 | 1128 | .448 | 243 | 308 | .789 | 124 | 166 | 290 | 155 | 203-4 | 61 | 159 | 17 | 1253 | 15.5 |
| Chenier | 36 | 937 | 200 | 451 | .443 | 109 | 138 | .790 | 15 | 87 | 102 | 73 | 54-0 | 36 | 67 | 9 | 509 | 14.1 |
| Henderson | 75 | 2307 | 339 | 784 | .432 | 179 | 240 | .746 | 66 | 127 | 193 | 406 | 131-0 | 93 | 195 | 15 | 857 | 11.4 |
| Wright | 70 | 1474 | 283 | 570 | .496 | 76 | 107 | .710 | 31 | 71 | 102 | 260 | 195-3 | 68 | 134 | 15 | 642 | 9.2 |
| Johnson | 39 | 807 | 141 | 346 | .408 | 42 | 51 | .824 | 20 | 73 | 93 | 82 | 76-0 | 31 | 50 | 1 | 324 | 8.3 |
| Unsel | 80 | 2644 | 257 | 491 | .523 | 93 | 173 | .538 | 286 | 669 | 955 | 326 | 234-2 | 98 | 173 | 42 | 607 | 7.6 |
| Ballard | 76 | 936 | 142 | 334 | .425 | 88 | 114 | .772 | 102 | 164 | 266 | 62 | 90-1 | 30 | 64 | 13 | 372 | 4.9 |
| Walker | 40 | 384 | 57 | 161 | .354 | 64 | 96 | .667 | 21 | 31 | 52 | 54 | 39-0 | 14 | 62 | 5 | 178 | 4.5 |
| Pace | 49 | 438 | 67 | 140 | .479 | 57 | 93 | .613 | 50 | 84 | 134 | 23 | 86-1 | 12 | 44 | 21 | 191 | 3.9 |
| Totals | 82 | 19830 | 3580 | 7772 | .461 | 1887 | 2655 | .711 | 1349 | 2815 | 4164 | 1948 | 1879-25 | 668 | 1613 | 386 | 9047 | 110.3 |
| Opponents | 82 | 19830 | 3767 | 8065 | .467 | 1437 | 1895 | .758 | 1166 | 2683 | 3849 | 2144 | 2312-50 | 779 | 1437 | 427 | 8971 | 109.4 |

GAME-BY-GAME RESULTS

RECORD: 44-38 HOME: 29-12 ROAD: 15-25 NEUTRAL: 0-1

| Date | Opponent | Score | Record | Date | Opponent | Score | Record |
|--------|----------------------|----------|--------|--------|-----------------|----------|--------|
| Oct.21 | Detroit | 117-109 | 1-0 | Jan.20 | at Los Angeles | 99-121 | 24-18 |
| Oct.22 | at New York | 115-141 | 1-1 | Jan.22 | at Phoenix | 101-114 | 24-19 |
| Oct.28 | at Indiana | 127-136 | 1-2 | Jan.24 | Detroit | 101-104 | 24-20 |
| Oct.29 | at Kansas City | 106-120 | 1-3 | Jan.26 | Chicago | 135-107 | 25-20 |
| Nov.4 | Phoenix | 113-96 | 2-3 | Jan.29 | Los Angeles | 119-112 | 26-20 |
| Nov. 5 | at Houston | 105-116 | 2-4 | Jan.31 | at San Antonio | 109-129 | 26-21 |
| Nov.6 | at New Orleans | 108-97 | 3-4 | Feb. 2 | at Cleveland | 93-110 | 26-22 |
| Nov.10 | Milwaukee | 103-106 | 3-5 | Feb. 3 | at Boston | 94-116 | 26-23 |
| Nov.12 | Philadelphia | 116-98 | 4-5 | Feb. 7 | at Golden State | 102-105 | 26-24 |
| Nov.13 | at Detroit | 102-104 | 4-6 | Feb. 8 | at Seattle | 106-100 | 27-24 |
| Nov.15 | Seattle | 111-109 | 5-6 | Feb.12 | at Phoenix | 109-121 | 27-25 |
| Nov.18 | New York | 123-103 | 6-6 | Feb.14 | at Denver | 98-103 | 27-26 |
| Nov.19 | at Kansas City | 131-125* | 7-6 | Feb.16 | Buffalo | 123-109 | 28-26 |
| Nov.21 | at Buffalo | 114-97 | 8-6 | Feb.17 | at Indiana | 111-123 | 28-27 |
| Nov.22 | Denver | 114-119 | 8-7 | Feb.19 | New Orleans | 130-111 | 29-27 |
| Nov.25 | Houston | 93-91 | 9-7 | Feb.22 | Portland | 97-105 | 29-28 |
| Nov.30 | San Antonio | 116-105 | 10-7 | Feb.24 | Phoenix | 121-120* | 30-28 |
| Dec. 2 | at Milwaukee | 108-95 | 11-7 | Feb.26 | Golden State | 121-110 | 31-28 |
| Dec. 3 | Boston | 103-93 | 12-7 | Feb.28 | at Milwaukee | 135-136* | 31-29 |
| Dec. 4 | at Cleveland | 100-94 | 13-7 | Mar. 1 | San Antonio | 125-110 | 32-29 |
| Dec. 6 | at Chicago | 108-116 | 13-8 | Mar. 3 | at Detroit | 124-108 | 33-29 |
| Dec. 7 | Cleveland | 96-95 | 14-8 | Mar. 5 | Houston | 106-88 | 34-29 |
| Dec. 9 | New Orleans | 101-97 | 15-8 | Mar.10 | at Houston | 117-114 | 35-29 |
| Dec.11 | New Jersey | 95-106 | 15-9 | Mar.11 | at San Antonio | 101-116 | 35-30 |
| Dec.13 | Golden State | 102-96 | 16-9 | Mar.14 | Seattle | 120-115 | 36-30 |
| Dec.16 | at Denver | 117-112* | 17-9 | Mar.16 | at Chicago | 107-111 | 36-31 |
| Dec.17 | at Portland | 104-117 | 17-10 | Mar.17 | Indiana | 99-105 | 36-32 |
| Dec.18 | at Seattle | 109-111* | 17-11 | Mar.19 | Milwaukee | 106-117 | 36-33 |
| Dec.20 | at Los Angeles | 115-120 | 17-12 | Mar.21 | Boston | 119-107 | 37-33 |
| Dec.25 | Atlanta | 100-93 | 18-12 | Mar.22 | at New Orleans | 124-109 | 38-33 |
| Dec.26 | at Atlanta | 113-106 | 19-12 | Mar.24 | at New Jersey | 107-104 | 39-33 |
| Dec.28 | Buffalo | 106-87 | 20-12 | Mar.25 | Atlanta | 98-95 | 40-33 |
| Dec.30 | at Philadelphia | 119-126 | 20-13 | Mar.26 | New Jersey | 104-118 | 40-34 |
| Jan. 3 | Denver | 100-101 | 20-14 | Mar.29 | Kansas City | 105-108* | 40-35 |
| Jan. 6 | Indiana | 146-114 | 21-14 | Mar.30 | at New York | 123-108 | 41-35 |
| Jan. 8 | at New Jersey | 99-98 | 22-14 | Mar.31 | Cleveland | 101-102 | 41-36 |
| Jan.10 | Kansas City | 123-115 | 23-14 | Apr. 2 | New York | 109-114 | 41-37 |
| Jan.11 | Atlanta at Charlotte | 95-100 | 23-15 | Apr. 5 | Los Angeles | 125-119 | 42-37 |
| Jan.13 | Portland | 102-93 | 24-15 | Apr. 6 | at Boston | 112-103 | 43-37 |
| Jan.14 | at Buffalo | 93-130 | 24-16 | Apr. 8 | at Philadelphia | 114-131 | 43-38 |
| Jan.18 | at Golden State | 106-113 | 24-17 | Apr. 9 | Philadelphia | 123-113 | 44-38 |

* Overtime



1978-79 WASHINGTON BULLETS

FINAL STATISTICS

COACH: Dick Motta

| Player | TOTALS | | | | | FREE THROWS | | | | | REBOUNDS | | | | | PF-DQ | ST | TO | BL | PTS | AVG |
|---------------|-----------|--------------|-------------|-------------|-------------|-------------|-------------|-------------|-------------|-------------|-------------|-------------|----------------|------------|-------------|------------|-------------|--------------|----|-----|-----|
| | G | MIN | FG | FGA | PCT | FT | FTA | OR | DR | TOT | Ast | PF-DQ | ST | TO | BL | | | | | | |
| Hayes | 82 | 3105 | 720 | 1477 | .487 | 349 | 534 | .654 | 312 | 682 | 994 | 143 | 308-5 | 75 | 235 | 190 | 1789 | 21.8 | | | |
| Dandridge | 78 | 2629 | 629 | 1260 | .499 | 331 | 401 | .825 | 109 | 338 | 447 | 365 | 259-4 | 71 | 222 | 57 | 1589 | 20.4 | | | |
| Grevey | 65 | 1856 | 418 | 922 | .453 | 173 | 224 | .772 | 90 | 142 | 232 | 153 | 159-1 | 46 | 120 | 14 | 1009 | 15.5 | | | |
| Kupchak | 66 | 1604 | 369 | 685 | .539 | 223 | 300 | .743 | 152 | 278 | 430 | 88 | 141-0 | 23 | 120 | 23 | 961 | 14.6 | | | |
| Unsel | 77 | 2406 | 346 | 600 | .577 | 151 | 235 | .643 | 274 | 556 | 830 | 315 | 204-2 | 71 | 156 | 37 | 843 | 10.9 | | | |
| Henderson | 70 | 2081 | 299 | 641 | .466 | 156 | 195 | .800 | 51 | 112 | 163 | 419 | 123-0 | 87 | 148 | 10 | 754 | 10.8 | | | |
| Wright | 73 | 1658 | 276 | 589 | .469 | 125 | 168 | .744 | 48 | 92 | 140 | 298 | 166-3 | 69 | 119 | 13 | 677 | 9.3 | | | |
| Johnson | 82 | 1819 | 342 | 786 | .435 | 67 | 79 | .848 | 70 | 132 | 202 | 177 | 161-0 | 95 | 87 | 8 | 751 | 9.2 | | | |
| Ballard | 82 | 1552 | 260 | 559 | .465 | 119 | 172 | .692 | 143 | 307 | 450 | 116 | 167-3 | 58 | 97 | 30 | 639 | 7.8 | | | |
| Chenier | 27 | 385 | 69 | 158 | .437 | 18 | 28 | .643 | 3 | 17 | 20 | 31 | 28-0 | 4 | 31 | 5 | 156 | 5.8 | | | |
| Corzine | 59 | 532 | 63 | 118 | .534 | 49 | 63 | .778 | 58 | 95 | 147 | 49 | 67-0 | 10 | 53 | 14 | 175 | 3.0 | | | |
| Phegley | 29 | 153 | 28 | 78 | .359 | 24 | 29 | .828 | 5 | 17 | 22 | 15 | 21-0 | 5 | 17 | 2 | 80 | 2.9 | | | |
| Totals | 82 | 19780 | 3819 | 7873 | .485 | 1785 | 2428 | .735 | 1309 | 2768 | 4077 | 2169 | 1804-18 | 614 | 1420 | 401 | 9423 | 114.9 | | | |
| Opponents | 82 | 19780 | 3804 | 8011 | .475 | 1406 | 1897 | .741 | 1178 | 2541 | 3719 | 2180 | 2144-37 | 726 | 1338 | 434 | 9014 | 109.9 | | | |

GAME-BY-GAME RESULTS

RECORD: 54-28 HOME: 31-10 ROAD: 23-18

| Date | Opponent | Score | Record | Date | Opponent | Score | Record |
|--------|-----------------|---------|--------|--------|-----------------|-----------|--------|
| Oct.13 | New Orleans | 117-101 | 1-0 | Jan.17 | New Orleans | 112-102 | 29-13 |
| Oct.17 | New Jersey | 113-109 | 2-0 | Jan.19 | at Chicago | 113-102 | 30-13 |
| Oct.18 | at Philadelphia | 121-111 | 3-0 | Jan.20 | Indiana | 109-104 | 31-13 |
| Oct.21 | Detroit | 119-99 | 4-0 | Jan.23 | Seattle | 100-103 | 31-14 |
| Oct.24 | at Portland | 102-104 | 4-1 | Jan.24 | at Boston | 128-106 | 32-14 |
| Oct.25 | at Seattle | 92-121 | 4-2 | Jan.26 | at Kansas City | 128-142 | 32-15 |
| Oct.27 | at Golden State | 83-102 | 4-3 | Jan.28 | New York | 122-105 | 33-15 |
| Oct.29 | at Los Angeles | 93-109 | 4-4 | Jan.30 | Atlanta | 109-105 | 34-15 |
| Oct.31 | Atlanta | 108-110 | 4-5 | Feb. 1 | at San Antonio | 123-122 | 35-15 |
| Nov.1 | at Indiana | 124-113 | 5-5 | Feb. 2 | at Houston | 120-106 | 36-15 |
| Nov.4 | San Antonio | 124-119 | 6-5 | Feb. 7 | at Milwaukee | 96-90 | 37-15 |
| Nov.7 | Portland | 143-103 | 7-5 | Feb.11 | at Philadelphia | 99-107 | 37-16 |
| Nov.10 | Philadelphia | 122-123 | 7-6 | Feb.13 | at San Diego | 138-136** | 38-16 |
| Nov.11 | at San Antonio | 124-143 | 7-7 | Feb.15 | at Phoenix | 108-119 | 38-17 |
| Nov.14 | at Cleveland | 122-106 | 8-7 | Feb.16 | at Golden State | 103-109 | 38-18 |
| Nov.15 | Milwaukee | 138-111 | 9-7 | Feb.18 | at Seattle | 105-94 | 39-18 |
| Nov.17 | at New Jersey | 143-94 | 10-7 | Feb.22 | Houston | 110-120 | 39-19 |
| Nov.18 | Denver | 119-114 | 11-7 | Feb.23 | Seattle | 132-110 | 40-19 |
| Nov.22 | at Boston | 119-103 | 12-7 | Feb.25 | Golden State | 99-89 | 41-19 |
| Nov.24 | Los Angeles | 113-103 | 13-7 | Feb.28 | Chicago | 124-113 | 42-19 |
| Nov.26 | Golden State | 110-102 | 14-7 | Mar. 4 | San Antonio | 129-128 | 43-19 |
| Nov.28 | at New York | 133-106 | 15-7 | Mar. 7 | at Indiana | 105-109 | 43-20 |
| Dec. 1 | at New Orleans | 117-115 | 16-7 | Mar. 9 | at Kansas City | 116-121 | 43-21 |
| Dec. 2 | Kansas City | 109-110 | 16-8 | Mar.11 | at Denver | 119-98 | 44-21 |
| Dec. 5 | Cleveland | 117-102 | 17-8 | Mar.13 | Los Angeles | 120-111 | 45-21 |
| Dec. 6 | at Houston | 101-96 | 18-8 | Mar.16 | Milwaukee | 126-134** | 45-22 |
| Dec. 8 | New Jersey | 100-108 | 18-9 | Mar.17 | at Cleveland | 117-114 | 46-22 |
| Dec. 9 | Phoenix | 101-98 | 19-9 | Mar.18 | Cleveland | 126-112 | 47-22 |
| Dec.13 | San Diego | 134-117 | 20-9 | Mar.20 | at New Orleans | 126-107 | 48-22 |
| Dec.15 | at Detroit | 116-114 | 21-9 | Mar.21 | New York | 119-106 | 49-22 |
| Dec.16 | Boston | 125-117 | 22-9 | Mar.23 | at Detroit | 114-124 | 49-23 |
| Dec.20 | at Phoenix | 137-129 | 23-9 | Mar.25 | Detroit | 116-107 | 50-23 |
| Dec.22 | at Los Angeles | 115-127 | 23-10 | Mar.27 | Philadelphia | 97-100 | 50-24 |
| Dec.23 | at Portland | 109-114 | 23-11 | Mar.28 | at New Jersey | 127-108 | 51-24 |
| Dec.26 | Indiana | 108-104 | 24-11 | Mar.30 | Portland | 104-132 | 51-25 |
| Dec.28 | at New York | 99-109 | 24-12 | Apr. 1 | Denver | 105-89 | 52-25 |
| Jan. 2 | Chicago | 109-86 | 25-12 | Apr. 3 | at Milwaukee | 112-108 | 53-25 |
| Jan. 5 | Phoenix | 104-94 | 26-12 | Apr. 4 | Boston | 145-119 | 54-25 |
| Jan. 6 | at Atlanta | 106-102 | 27-12 | Apr. 6 | at Chicago | 114-128 | 54-26 |
| Jan. 9 | at Denver | 90-121 | 27-13 | Apr. 7 | at Atlanta | 102-103 | 54-27 |
| Jan.14 | San Diego | 125-91 | 28-13 | Apr. 8 | Houston | 102-112 | 54-28 |

* Overtime ** Double Overtime



1979-80 WASHINGTON BULLETS

FINAL STATISTICS

COACH: Dick Motta

| Player | TOTALS | | | | | 3-PT. | | | FREE THROWS | | | REBOUNDS | | | | | | | | | |
|---------------|-----------|--------------|-------------|-------------|-------------|-----------|------------|-------------|-------------|-------------|-------------|-------------|-------------|-------------|-------------|----------------|------------|-------------|------------|-------------|--------------|
| | G | MIN | FG | FGA | PCT | M | A | PCT | FT | FTA | PCT | OR | DR | TOT | AST | PF-DQ | ST | TO | BL | PTS | AVG |
| Hayes | 81 | 3183 | 761 | 1677 | .454 | 3 | 13 | .231 | 334 | 478 | .699 | 269 | 627 | 896 | 129 | 309-9 | 62 | 215 | 189 | 1859 | 23.0 |
| Dandridge | 45 | 1457 | 329 | 729 | .451 | 2 | 11 | .182 | 123 | 152 | .809 | 63 | 183 | 246 | 178 | 112-1 | 29 | 123 | 36 | 783 | 17.4 |
| Ballard | 82 | 2438 | 545 | 1101 | .495 | 16 | 47 | .340 | 171 | 227 | .753 | 240 | 398 | 638 | 159 | 197-2 | 90 | 133 | 36 | 1277 | 15.6 |
| Grevey | 65 | 1818 | 331 | 804 | .412 | 34 | 92 | .370 | 216 | 249 | .867 | 80 | 107 | 187 | 177 | 158-0 | 56 | 102 | 16 | 912 | 14.0 |
| Williamson | 30 | 603 | 153 | 356 | .430 | 3 | 16 | .188 | 40 | 50 | .800 | 14 | 31 | 45 | 39 | 66-0 | 10 | 49 | 10 | 349 | 11.6 |
| Chenier | 20 | 470 | 84 | 214 | .393 | 3 | 6 | .500 | 31 | 41 | .756 | 10 | 33 | 43 | 42 | 26-0 | 18 | 29 | 5 | 202 | 10.1 |
| Unseid | 82 | 2973 | 327 | 637 | .513 | 1 | 2 | .500 | 139 | 209 | .665 | 334 | 760 | 1094 | 366 | 249-5 | 65 | 153 | 61 | 794 | 9.7 |
| Cleamons | 57 | 1535 | 184 | 381 | .483 | 4 | 23 | .174 | 72 | 98 | .735 | 43 | 90 | 133 | 248 | 120-0 | 44 | 92 | 9 | 444 | 7.8 |
| Wright | 72 | 1286 | 229 | 500 | .458 | 4 | 16 | .250 | 96 | 108 | .889 | 40 | 82 | 122 | 222 | 144-3 | 49 | 108 | 18 | 558 | 7.8 |
| Porter | 70 | 1494 | 201 | 438 | .459 | 0 | 4 | .000 | 110 | 137 | .803 | 25 | 57 | 82 | 457 | 180-1 | 59 | 164 | 11 | 512 | 7.3 |
| Kupchak | 40 | 451 | 67 | 160 | .419 | 0 | 2 | .000 | 52 | 75 | .693 | 32 | 73 | 105 | 16 | 49-1 | 8 | 40 | 8 | 186 | 4.7 |
| Boston | 13 | 125 | 24 | 52 | .462 | 0 | 0 | .000 | 8 | 13 | .615 | 19 | 20 | 39 | 2 | 25-0 | 4 | 8 | 2 | 56 | 4.3 |
| Behagen | 6 | 64 | 9 | 23 | .391 | 0 | 0 | .000 | 5 | 6 | .833 | 6 | 8 | 14 | 7 | 14-0 | 0 | 4 | 4 | 23 | 3.8 |
| Corzine | 78 | 826 | 90 | 216 | .417 | 0 | 0 | .000 | 45 | 68 | .662 | 104 | 166 | 270 | 63 | 120-1 | 9 | 60 | 31 | 225 | 2.9 |
| Others | — | 1157 | 240 | 508 | .472 | 3 | 6 | .500 | 110 | 137 | .803 | 55 | 88 | 143 | 96 | 124-1 | 27 | 81 | 7 | 593 | -- |
| Totals | 82 | 19880 | 3574 | 7796 | .458 | 73 | 238 | .307 | 1552 | 2048 | .758 | 1334 | 2723 | 4057 | 2201 | 1893-24 | 530 | 1380 | 443 | 8773 | 107.0 |
| Opponents | 82 | 19880 | 3615 | 7771 | .465 | 56 | 214 | .262 | 1696 | 2184 | .777 | 1197 | 2672 | 3869 | 2120 | 1901-24 | 734 | 1222 | 519 | 8982 | 109.5 |

GAME-BY-GAME RESULTS

RECORD: 39-43 HOME: 24-17 ROAD: 15-26

| Date | Opponent | Score | Record | Date | Opponent | Score | Record |
|---------------|------------------------|-----------------|--------------|---------------|----------------------|-----------------|--------------|
| Oct.12 | Philadelphia | 92-93 | 0-1 | Jan.15 | Seattle | 100-120 | 20-22 |
| Oct.13 | at New York | 118-125* | 0-2 | Jan.17 | at Detroit | 107-110 | 20-23 |
| Oct.17 | Atlanta | 100-97 | 1-2 | Jan.18 | at Houston | 111-134 | 20-24 |
| Oct.19 | at Boston | 93-130 | 1-3 | Jan.19 | at San Antonio | 117-130 | 20-25 |
| Oct.20 | Detroit | 117-106 | 2-3 | Jan.22 | at Cleveland | 91-114 | 20-26 |
| Oct.24 | at Detroit | 103-104 | 2-4 | Jan.24 | New Jersey | 87-98 | 20-27 |
| Oct.26 | at Indiana | 108-118 | 2-5 | Jan.25 | at Boston | 118-107 | 21-27 |
| Oct.31 | Cleveland | 114-105 | 3-5 | Jan.27 | Golden State | 116-107 | 22-27 |
| Nov. 3 | Boston | 97-118 | 3-6 | Jan.29 | at Atlanta | 82-98 | 22-28 |
| Nov. 9 | San Antonio | 125-116 | 4-6 | Jan.30 | Indiana | 120-119 | 23-28 |
| Nov.10 | at Atlanta | 105-109 | 4-7 | Jan.31 | Boston | 103-119 | 23-29 |
| Nov.13 | at New York | 111-107 | 5-7 | Feb. 7 | at Indiana | 104-134 | 23-30 |
| Nov.14 | Chicago | 118-105 | 6-7 | Feb. 8 | at Milwaukee | 90-115 | 23-31 |
| Nov.16 | at New Jersey | 92-91 | 7-7 | Feb.10 | at Kansas City | 106-108* | 23-32 |
| Nov.17 | Utah | 111-103 | 8-7 | Feb.12 | at Denver | 128-111 | 24-32 |
| Nov.21 | Cleveland | 103-122 | 8-8 | Feb.13 | at San Diego | 108-103 | 25-32 |
| Nov.23 | at San Antonio | 108-128 | 8-9 | Feb.15 | at Phoenix | 104-116 | 25-33 |
| Nov.24 | at Houston | 105-103 | 9-9 | Feb.17 | at Los Angeles | 107-111 | 25-34 |
| Nov.27 | Denver | 91-96 | 9-10 | Feb.21 | Cleveland | 118-115 | 26-34 |
| Nov.28 | at Philadelphia | 102-120 | 9-11 | Feb.22 | San Antonio | 123-117 | 27-34 |
| Nov.30 | Indiana | 91-99 | 9-12 | Feb.24 | New York | 112-97 | 28-34 |
| Dec. 1 | New Jersey | 104-100 | 10-12 | Feb.27 | at Houston | 97-110 | 28-35 |
| Dec. 5 | New York | 104-107 | 10-13 | Feb.28 | Houston | 105-99 | 29-35 |
| Dec. 8 | Atlanta | 96-95 | 11-13 | Mar. 2 | Indiana | 118-104 | 30-35 |
| Dec.11 | Phoenix | 99-123 | 11-14 | Mar. 4 | Detroit | 135-107 | 31-35 |
| Dec.13 | at Cleveland | 115-113* | 12-14 | Mar. 6 | New Jersey | 96-122 | 31-36 |
| Dec.14 | at Indiana | 109-111 | 12-15 | Mar. 7 | at Detroit | 106-105 | 32-36 |
| Dec.15 | at Chicago | 115-113* | 13-15 | Mar. 9 | at Boston | 133-128* | 33-36 |
| Dec.19 | Kansas City | 97-107 | 13-16 | Mar.11 | San Antonio | 104-111 | 33-37 |
| Dec.22 | Houston | 122-114 | 14-16 | Mar.12 | at Philadelphia | 98-105 | 33-38 |
| Dec.25 | Philadelphia | 92-95 | 14-17 | Mar.14 | Houston | 92-85 | 34-38 |
| Dec.26 | at New Jersey | 104-116 | 14-18 | Mar.16 | New York | 124-133 | 34-39 |
| Dec.27 | Milwaukee | 117-108 | 15-18 | Mar.18 | at San Antonio | 94-100 | 34-40 |
| Dec.29 | San Diego | 90-93 | 15-19 | Mar.19 | at Atlanta | 93-109 | 34-41 |
| Jan. 1 | at Portland | 99-109 | 15-20 | Mar.20 | Philadelphia | 119-113* | 35-41 |
| Jan. 2 | at Seattle | 139-134* | 16-20 | Mar.22 | at New York | 122-113 | 36-41 |
| Jan. 4 | at Golden State | 117-105 | 17-20 | Mar.23 | Detroit | 119-114 | 37-41 |
| Jan. 5 | at Utah | 108-107 | 18-20 | Mar.25 | Boston | 95-96 | 37-42 |
| Jan. 9 | Los Angeles | 103-101 | 19-20 | Mar.27 | at Cleveland | 111-118 | 37-43 |
| Jan.11 | at Philadelphia | 106-119 | 19-21 | Mar.28 | Atlanta | 100-80 | 38-43 |
| Jan.13 | Portland | 127-95 | 20-21 | Mar.30 | at New Jersey | 93-87 | 39-43 |

* Overtime ** Double Overtime



1980-81 WASHINGTON BULLETS

FINAL STATISTICS

COACH: Gene Shue

| Player | TOTALS | | | | 3-PT. | | FREE THROWS | | | REBOUNDS | | | | PF-DG | ST | TO | BL | PTS | AVG | | |
|---------------|-----------|--------------|-------------|-------------|-------------|-----------|-------------|-------------|-------------|------------|-------------|-------------|-------------|-------------|----------------|------------|-------------|------------|-------------|--------------|-------|
| | G | MIN | FG | FGA | PCT | M | A | PCT | FT | FTA | PCT | OR | DR | | | | | | | TOT | AST |
| Hayes | 81 | 2931 | 584 | 1298 | .451 | 0 | 10 | .000 | 271 | 439 | .817 | 235 | 554 | 789 | 98 | 300-6 | 68 | 189 | 171 | 1439 | 17.8 |
| Grevey | 75 | 2616 | 500 | 1103 | .453 | 45 | 136 | .331 | 244 | 290 | .841 | 67 | 152 | 219 | 300 | 161-1 | 68 | 144 | 17 | 1289 | 17.2 |
| Ballard | 82 | 2610 | 549 | 1186 | .463 | 7 | 32 | .219 | 166 | 196 | .847 | 187 | 413 | 580 | 195 | 194-1 | 118 | 117 | 39 | 1271 | 15.5 |
| Porter | 81 | 2577 | 446 | 859 | .519 | 3 | 12 | .250 | 191 | 247 | .773 | 35 | 89 | 124 | 734 | 257-4 | 110 | 251 | 10 | 1086 | 13.4 |
| Kupchak | 82 | 1934 | 392 | 747 | .525 | 0 | 1 | .000 | 240 | 340 | .706 | 198 | 371 | 589 | 62 | 195-1 | 36 | 161 | 26 | 1024 | 12.5 |
| Dandridge | 23 | 545 | 101 | 237 | .426 | 0 | 1 | .000 | 28 | 39 | .718 | 19 | 84 | 103 | 60 | 54-1 | 16 | 33 | 9 | 230 | 10.0 |
| Collins | 34 | 661 | 130 | 281 | .463 | 0 | 3 | .000 | 74 | 110 | .673 | 33 | 48 | 81 | 75 | 93-1 | 35 | 67 | 14 | 334 | 9.8 |
| Unsold | 63 | 2032 | 225 | 429 | .524 | 2 | 4 | .500 | 55 | 86 | .640 | 207 | 466 | 673 | 170 | 171-1 | 52 | 97 | 36 | 507 | 8.0 |
| Terry | 26 | 504 | 80 | 160 | .500 | 0 | 6 | .000 | 28 | 42 | .667 | 43 | 73 | 116 | 70 | 68-1 | 27 | 57 | 13 | 188 | 7.2 |
| Carr | 39 | 580 | 80 | 206 | .388 | 0 | 7 | .000 | 32 | 50 | .840 | 18 | 34 | 52 | 49 | 43-0 | 14 | 32 | 2 | 192 | 4.9 |
| Roberts | 26 | 350 | 54 | 144 | .375 | 0 | 0 | .000 | 19 | 29 | .655 | 18 | 50 | 68 | 20 | 52-0 | 11 | 28 | 0 | 127 | 4.9 |
| Mahorn | 52 | 696 | 111 | 219 | .507 | 0 | 0 | .000 | 27 | 40 | .675 | 67 | 148 | 215 | 25 | 134-3 | 21 | 38 | 44 | 249 | 4.8 |
| McCarter | 43 | 448 | 51 | 135 | .378 | 2 | 8 | .250 | 18 | 24 | .750 | 16 | 23 | 39 | 73 | 36-0 | 14 | 24 | 0 | 122 | 2.8 |
| Others | — | 1296 | 246 | 515 | .286 | 6 | 21 | .286 | 106 | 140 | .757 | 32 | 48 | 80 | 220 | 137-1 | 51 | 166 | 11 | 604 | — |
| Totals | 82 | 19780 | 3549 | 7517 | .472 | 65 | 241 | 1499 | 2072 | 723 | 1175 | 2553 | 3708 | 2151 | 1895-21 | 641 | 1422 | 392 | 8662 | 105.6 | |
| Opponents | 82 | 19780 | 3518 | 7491 | .470 | 37 | 176 | .210 | 1588 | 2161 | .735 | 1204 | 2638 | 3842 | 2060 | 1888-13 | 739 | 1410 | 469 | 8661 | 105.6 |

GAME-BY-GAME RESULTS

RECORD: 39-43 HOME: 26-15 ROAD: 13-28

| Date | Opponent | Score | Record |
|--------|-----------------|-----------|--------|
| Oct.10 | at Detroit | 95-85 | 1-0 |
| Oct.11 | Philadelphia | 120-126** | 1-1 |
| Oct.16 | at Cleveland | 88-90 | 1-2 |
| Oct.17 | New Jersey | 112-114 | 1-3 |
| Oct.18 | at Philadelphia | 101-117 | 1-4 |
| Oct.22 | Cleveland | 109-96 | 2-4 |
| Oct.24 | at Chicago | 96-104 | 2-5 |
| Oct.25 | Boston | 87-103 | 2-6 |
| Oct.26 | at Milwaukee | 88-113 | 2-7 |
| Oct.31 | at New Jersey | 98-100 | 2-8 |
| Nov. 1 | at New York | 93-111 | 2-9 |
| Nov.4 | Atlanta | 122-98 | 3-9 |
| Nov.6 | Dallas | 116-95 | 4-9 |
| Nov.7 | Detroit | 114-88 | 5-9 |
| Nov.11 | Denver | 107-92 | 6-9 |
| Nov.12 | at Boston | 86-93 | 6-10 |
| Nov.14 | at Indiana | 108-118 | 6-11 |
| Nov.15 | at Atlanta | 100-88 | 7-11 |
| Nov.18 | Golden State | 97-103 | 7-12 |
| Nov.21 | San Diego | 102-90 | 8-12 |
| Nov.22 | at Chicago | 101-114 | 8-13 |
| Nov.27 | Indiana | 123-108 | 9-13 |
| Nov.28 | at Cleveland | 105-126 | 9-14 |
| Nov.29 | Milwaukee | 98-89 | 10-14 |
| Dec. 2 | Kansas City | 107-103 | 11-14 |
| Dec. 3 | at Indiana | 115-128 | 11-15 |
| Dec. 5 | Detroit | 103-92 | 12-15 |
| Dec. 7 | at Boston | 113-103 | 13-15 |
| Dec. 9 | at New York | 104-107 | 13-16 |
| Dec.10 | Boston | 99-101 | 13-17 |
| Dec.12 | at Philadelphia | 79-95 | 13-18 |
| Dec.13 | Indiana | 114-105 | 14-18 |
| Dec.17 | Chicago | 94-96 | 14-19 |
| Dec.19 | New York | 96-102 | 14-20 |
| Dec.23 | at Atlanta | 83-100 | 14-21 |
| Dec.25 | New Jersey | 109-94 | 15-21 |
| Dec.27 | Houston | 115-97 | 16-21 |
| Dec.30 | Milwaukee | 94-115 | 16-22 |
| Jan. 1 | at Kansas City | 118-136 | 16-23 |
| Jan. 2 | Chicago | 82-92 | 16-24 |
| Jan. 3 | at Cleveland | 112-132 | 16-25 |

| Date | Opponent | Score | Record |
|--------|-----------------|----------|--------|
| Jan. 6 | at Los Angeles | 98-107 | 16-26 |
| Jan.10 | at Dallas | 106-94 | 17-26 |
| Jan.11 | at San Antonio | 106-137 | 17-27 |
| Jan.14 | Los Angeles | 114-104 | 18-27 |
| Jan.15 | at Detroit | 106-89 | 19-27 |
| Jan.17 | San Antonio | 103-93 | 20-27 |
| Jan.18 | New Jersey | 110-99 | 21-27 |
| Jan.20 | Utah | 121-113 | 22-27 |
| Jan.22 | Philadelphia | 116-128 | 22-28 |
| Jan.23 | Seattle | 103-91 | 23-28 |
| Jan.25 | at New Jersey | 118-100 | 24-28 |
| Jan.27 | at Atlanta | 105-104 | 25-28 |
| Jan.28 | Phoenix | 108-98 | 26-28 |
| Feb. 3 | at Portland | 104-111* | 26-29 |
| Feb. 4 | at Seattle | 99-108 | 26-30 |
| Feb. 6 | at Golden State | 116-110 | 27-30 |
| Feb. 8 | at Phoenix | 107-113* | 27-31 |
| Feb.10 | at Denver | 115-110 | 28-31 |
| Feb.13 | at Philadelphia | 104-102 | 29-31 |
| Feb.14 | at Detroit | 103-105 | 29-32 |
| Feb.17 | Portland | 104-124 | 29-33 |
| Feb.19 | Philadelphia | 129-108 | 30-33 |
| Feb.20 | at New York | 112-124 | 30-34 |
| Feb.22 | Milwaukee | 93-102 | 30-35 |
| Feb.25 | New York | 120-105 | 31-35 |
| Feb.27 | at Chicago | 100-112 | 31-36 |
| Mar. 1 | at Milwaukee | 107-137 | 31-37 |
| Mar. 3 | at Utah | 112-93 | 32-37 |
| Mar. 4 | at San Diego | 115-103 | 33-37 |
| Mar. 6 | at Houston | 105-104 | 34-37 |
| Mar. 8 | Chicago | 103-99 | 35-37 |
| Mar.11 | at New Jersey | 104-109 | 35-38 |
| Mar.12 | Indiana | 107-114 | 35-39 |
| Mar.15 | Cleveland | 100-101 | 35-40 |
| Mar.17 | Boston | 91-112 | 35-41 |
| Mar.20 | at Boston | 116-128 | 35-42 |
| Mar.22 | Atlanta | 121-101 | 36-42 |
| Mar.25 | New York | 105-84 | 37-42 |
| Mar.27 | at Indiana | 107-122 | 37-43 |
| Mar.28 | Detroit | 108-103 | 38-43 |
| Mar.29 | Cleveland | 138-103 | 39-43 |

* Overtime ** Double Overtime



1981-82 WASHINGTON BULLETS

FINAL STATISTICS

COACH: Gene Shue

| Player | TOTALS | | | | | 3-PT. | | FREE THROWS | | | REBOUNDS | | | | | PF-DQ | ST | TO | BL | PTS | AVG |
|---------------|-----------|--------------|-------------|-------------|-------------|-----------|------------|-------------|-------------|-------------|-------------|-------------|-------------|-------------|-------------|----------------|------------|-------------|------------|-------------|--------------|
| | G | MIN | FG | FGA | PCT | M | A | PCT | FT | FTA | PCT | OR | DR | TOT | AST | | | | | | |
| Ballard | 79 | 2946 | 621 | 1307 | .475 | 9 | 22 | .409 | 235 | 283 | .830 | 136 | 497 | 633 | 240 | 204-0 | 137 | 119 | 22 | 1486 | 18.8 |
| Ruland | 82 | 2214 | 420 | 749 | .561 | 1 | 3 | .333 | 342 | 455 | .752 | 253 | 509 | 762 | 134 | 319-7 | 44 | 237 | 58 | 1183 | 14.4 |
| Grevey | 71 | 2164 | 376 | 857 | .439 | 28 | 82 | .341 | 165 | 193 | .855 | 57 | 138 | 195 | 149 | 151-1 | 44 | 96 | 23 | 945 | 13.3 |
| Haywood | 76 | 2086 | 395 | 829 | .476 | 0 | 3 | .000 | 219 | 260 | .842 | 144 | 278 | 422 | 64 | 249-6 | 45 | 175 | 68 | 1009 | 13.3 |
| Mahorn | 80 | 2664 | 414 | 816 | .507 | 0 | 3 | .000 | 148 | 243 | .632 | 149 | 555 | 704 | 150 | 349-12 | 57 | 162 | 138 | 976 | 12.2 |
| Johnson | 79 | 2027 | 336 | 812 | .414 | 17 | 79 | .215 | 153 | 204 | .750 | 34 | 113 | 147 | 380 | 196-1 | 76 | 160 | 7 | 842 | 10.7 |
| Collins | 79 | 1609 | 334 | 653 | .511 | 1 | 12 | .083 | 121 | 169 | .716 | 101 | 95 | 196 | 148 | 195-3 | 89 | 135 | 24 | 790 | 10.0 |
| Lucas | 79 | 1940 | 263 | 618 | .426 | 2 | 22 | .091 | 138 | 176 | .784 | 40 | 126 | 166 | 551 | 105-0 | 95 | 156 | 6 | 666 | 8.4 |
| Holland | 13 | 185 | 27 | 73 | .370 | 0 | 3 | .000 | 3 | 4 | .750 | 6 | 7 | 13 | 16 | 12-0 | 11 | 7 | 1 | 57 | 4.4 |
| Davis | 54 | 575 | 88 | 184 | .478 | 0 | 2 | .000 | 30 | 37 | .811 | 54 | 79 | 133 | 31 | 89-0 | 10 | 43 | 13 | 206 | 3.8 |
| Chones | 59 | 867 | 74 | 171 | .433 | 0 | 0 | .000 | 36 | 46 | .783 | 39 | 146 | 185 | 64 | 114-1 | 15 | 41 | 32 | 184 | 3.1 |
| Witts | 46 | 493 | 49 | 84 | .583 | 1 | 2 | .500 | 33 | 40 | .825 | 29 | 33 | 62 | 38 | 74-1 | 17 | 35 | 4 | 132 | 2.9 |
| Terry | 13 | 60 | 3 | 15 | .200 | 0 | 3 | .000 | 3 | 4 | .750 | 5 | 7 | 12 | 8 | 15-0 | 3 | 5 | 1 | 9 | 0.7 |
| Totals | 82 | 19830 | 3400 | 7168 | .474 | 59 | 236 | .250 | 1626 | 2105 | .772 | 1147 | 2583 | 3630 | 1983 | 2072-32 | 643 | 1390 | 397 | 8485 | 103.5 |
| Opponents | 82 | 19830 | 3362 | 7229 | .465 | 44 | 183 | .240 | 1645 | 2237 | .735 | 1110 | 2516 | 3626 | 1889 | 1907-18 | 624 | 1325 | 543 | 8413 | 102.6 |

GAME-BY-GAME RESULTS

RECORD: 43-39 HOME: 22-19 ROAD: 21-20

| Date | Opponent | Score | Record | Date | Opponent | Score | Record |
|---------------|-----------------------|-----------------|--------------|---------------|-----------------------|-----------------|--------------|
| Oct.30 | at Boston | 100-124 | 0-1 | Jan.28 | New York | 98-102 | 22-20 |
| Nov. 3 | Philadelphia | 99-112 | 0-2 | Feb. 2 | Cleveland | 99-100 | 22-21 |
| Nov. 5 | at Milwaukee | 90-98 | 0-3 | Feb. 3 | at Philadelphia | 96-122 | 22-22 |
| Nov.6 | Detroit | 86-82 | 1-3 | Feb. 5 | Los Angeles | 87-90 | 22-23 |
| Nov.10 | Boston | 84-90 | 1-4 | Feb. 7 | Denver | 115-124 | 22-24 |
| Nov.12 | at Atlanta | 95-87 | 2-4 | Feb. 9 | at San Antonio | 112-110 | 23-24 |
| Nov.14 | Chicago | 104-99 | 3-4 | Feb.10 | at Dallas | 109-102 | 24-24 |
| Nov.17 | Milwaukee | 95-99 | 3-5 | Feb.13 | at Houston | 104-111 | 24-25 |
| Nov.19 | at Detroit | 97-122 | 3-6 | Feb.16 | at Portland | 100-97 | 25-25 |
| Nov.20 | Houston | 94-95 | 3-7 | Feb.18 | at Seattle | 87-105 | 25-26 |
| Nov.21 | at Chicago | 105-117 | 3-8 | Feb.20 | at Golden State | 102-110 | 25-27 |
| Nov.24 | Golden State | 107-88 | 4-8 | Feb.23 | Utah | 106-113 | 25-28 |
| Nov.27 | at Boston | 100-113 | 4-9 | Feb.26 | Kansas City | 100-98 | 26-28 |
| Nov.28 | Indiana | 90-92 | 4-10 | Feb.28 | New York | 113-109* | 27-28 |
| Dec. 1 | San Antonio | 99-110 | 4-11 | Mar. 2 | New Jersey | 124-130** | 27-29 |
| Dec. 3 | at New York | 114-88 | 5-11 | Mar. 5 | at Denver | 126-127 | 27-30 |
| Dec. 5 | Cleveland | 94-87 | 6-11 | Mar. 6 | at Utah | 127-113 | 28-30 |
| Dec. 8 | at Los Angeles | 98-102 | 6-12 | Mar. 9 | Phoenix | 95-103 | 28-31 |
| Dec.11 | at San Diego | 106-102 | 7-12 | Mar.12 | Indiana | 110-105 | 29-31 |
| Dec.12 | at Phoenix | 105-98 | 8-12 | Mar.13 | at New York | 109-99 | 30-31 |
| Dec.15 | Dallas | 102-107 | 8-13 | Mar.14 | Atlanta | 92-85 | 31-31 |
| Dec.16 | at Cleveland | 106-102 | 9-13 | Mar.16 | Boston | 97-98* | 31-32 |
| Dec.18 | Boston | 98-99 | 9-14 | Mar.17 | at Philadelphia | 93-102 | 31-33 |
| Dec.22 | at Chicago | 90-92 | 9-15 | Mar.19 | San Diego | 108-98 | 32-33 |
| Dec.25 | Indiana | 115-98 | 10-15 | Mar.21 | New York | 110-109 | 33-33 |
| Dec.26 | at New Jersey | 105-90 | 11-15 | Mar.23 | at Atlanta | 87-107 | 33-34 |
| Dec.29 | Detroit | 129-125 | 12-15 | Mar.24 | at Indiana | 114-106 | 34-34 |
| Dec.30 | at Milwaukee | 103-107 | 12-16 | Mar.26 | New Jersey | 104-88 | 35-34 |
| Jan. 1 | at Indiana | 107-103 | 13-16 | Mar.28 | at Cleveland | 104-101 | 36-34 |
| Jan. 5 | New Jersey | 108-114 | 13-17 | Mar.30 | Detroit | 127-98 | 37-34 |
| Jan. 6 | at Philadelphia | 112-126 | 13-18 | Mar.31 | at Boston | 109-119 | 37-35 |
| Jan. 7 | at Cleveland | 109-100 | 14-18 | Apr. 2 | at New Jersey | 96-98 | 37-36 |
| Jan.10 | at New York | 129-126* | 15-18 | Apr. 3 | at Atlanta | 101-106 | 37-37 |
| Jan.12 | Philadelphia | 92-95 | 15-19 | Apr. 6 | Cleveland | 94-85 | 38-37 |
| Jan.14 | at Detroit | 121-114 | 16-19 | Apr. 7 | at Indiana | 97-85 | 39-37 |
| Jan.15 | Chicago | 93-90 | 17-19 | Apr. 9 | at Chicago | 114-98 | 40-37 |
| Jan.17 | Atlanta | 96-78 | 18-19 | Apr.10 | Milwaukee | 115-114 | 41-37 |
| Jan.20 | Seattle | 106-95 | 19-19 | Apr.13 | at Milwaukee | 109-99 | 42-37 |
| Jan.22 | Portland | 110-97 | 20-19 | Apr.14 | at New Jersey | 94-98 | 42-38 |
| Jan.23 | at Kansas City | 109-106* | 21-19 | Apr.16 | Philadelphia | 96-100 | 42-39 |
| Jan.26 | Chicago | 94-84 | 22-19 | Apr.18 | Atlanta | 99-96 | 43-39 |

* Overtime



1982-83 WASHINGTON BULLETS

FINAL STATISTICS

COACH: Gene Shue

| Player | TOTALS | | | | | 3-PT. | | | FREE THROWS | | | REBOUNDS | | | | | | | | | |
|---------------|-----------|--------------|-------------|-------------|-------------|-----------|------------|-------------|-------------|-------------|-------------|-------------|-------------|-------------|-------------|----------------|------------|-------------|------------|-------------|-------------|
| | G | MIN | FG | FGA | PCT | M | A | PCT | FT | FTA | PCT | OR | DR | TOT | AST | PF-DG | ST | TO | BL | PTS | AVG |
| Ruland | 79 | 2862 | 580 | 1051 | .552 | 1 | 3 | .333 | 375 | 544 | .689 | 293 | 578 | 871 | 234 | 312-12 | 74 | 297 | 77 | 1536 | 19.4 |
| Ballard | 78 | 2840 | 603 | 1274 | .473 | 13 | 37 | .351 | 182 | 233 | .781 | 123 | 385 | 508 | 262 | 176-2 | 135 | 157 | 25 | 1401 | 18.0 |
| Sobers | 41 | 1438 | 234 | 534 | .438 | 23 | 55 | .418 | 154 | 185 | .832 | 35 | 67 | 102 | 218 | 158-3 | 61 | 147 | 14 | 645 | 15.7 |
| Johnson | 68 | 2324 | 321 | 786 | .408 | 14 | 61 | .230 | 196 | 261 | .751 | 46 | 132 | 178 | 549 | 170-1 | 110 | 238 | 6 | 852 | 12.5 |
| Collins | 65 | 1575 | 332 | 635 | .523 | 0 | 6 | .000 | 101 | 136 | .743 | 116 | 94 | 210 | 132 | 166-1 | 87 | 146 | 30 | 765 | 11.8 |
| Mahorn | 82 | 3023 | 376 | 768 | .490 | 0 | 3 | .000 | 146 | 254 | .575 | 171 | 608 | 779 | 115 | 335-13 | 86 | 170 | 148 | 898 | 11.0 |
| Davis | 74 | 1161 | 251 | 534 | .470 | 2 | 10 | .200 | 56 | 89 | .629 | 83 | 130 | 213 | 73 | 122-0 | 32 | 91 | 22 | 560 | 7.6 |
| Grevey | 41 | 756 | 114 | 294 | .388 | 15 | 38 | .395 | 54 | 69 | .783 | 18 | 31 | 49 | 49 | 61-0 | 18 | 27 | 7 | 297 | 7.2 |
| Warrick | 43 | 727 | 65 | 171 | .380 | 0 | 5 | .000 | 42 | 57 | .737 | 15 | 54 | 69 | 126 | 103-5 | 21 | 71 | 8 | 172 | 4.0 |
| Kopicki | 17 | 201 | 23 | 51 | .451 | 0 | 1 | .000 | 21 | 25 | .840 | 18 | 44 | 62 | 9 | 21-0 | 9 | 8 | 2 | 67 | 3.9 |
| Batson | 54 | 558 | 85 | 191 | .445 | 0 | 2 | .000 | 8 | 17 | .471 | 45 | 74 | 119 | 29 | 56-0 | 15 | 28 | 13 | 178 | 3.3 |
| Terry | 55 | 514 | 39 | 106 | .368 | 0 | 3 | .000 | 10 | 15 | .667 | 27 | 72 | 99 | 46 | 79-1 | 24 | 20 | 13 | 88 | 1.6 |
| Others | — | 1826 | 283 | 664 | .426 | 2 | 13 | .154 | 107 | 174 | .615 | 109 | 161 | 270 | 204 | 199-3 | 61 | 58 | 35 | 675 | — |
| Totals | 82 | 19805 | 3306 | 7059 | .468 | 70 | 237 | .295 | 1452 | 2059 | .705 | 1099 | 2430 | 3529 | 2046 | 1958-41 | 733 | 1588 | 400 | 8134 | 99.2 |
| Opponents | 82 | 19805 | 3299 | 7044 | .468 | 37 | 163 | .227 | 1510 | 2084 | .725 | 1114 | 2514 | 3628 | 1871 | 1975-27 | 698 | 1543 | 555 | 8145 | 99.3 |

GAME-BY-GAME RESULTS

RECORD: 42-40 HOME: 27-14 ROAD: 15-26

| Date | Opponent | Score | Record | Date | Opponent | Score | Record |
|--------|-----------------|---------|--------|--------|-----------------|----------|--------|
| Oct.29 | at Indiana | 90-93 | 0-1 | Jan.26 | at Boston | 99-125 | 18-24 |
| Oct.30 | at Chicago | 143-125 | 1-1 | Jan.27 | Seattle | 99-86 | 19-24 |
| Nov. 2 | at Atlanta | 88-105 | 1-2 | Jan.29 | Phoenix | 88-82 | 20-24 |
| Nov.3 | New Jersey | 104-85 | 2-2 | Feb. 2 | Kansas City | 115-117 | 20-25 |
| Nov. 5 | at Boston | 97-104 | 2-3 | Feb. 4 | San Diego | 100-93 | 21-25 |
| Nov.6 | Indiana | 119-115 | 3-3 | Feb. 6 | Indiana | 103-99 | 22-25 |
| Nov. 9 | Detroit | 105-108 | 3-4 | Feb. 8 | Boston | 104-101* | 23-25 |
| Nov.12 | New York | 87-88 | 3-5 | Feb.10 | Houston | 104-100 | 24-25 |
| Nov.14 | at Philadelphia | 93-102 | 3-6 | Feb.15 | at Golden State | 93-111 | 24-26 |
| Nov.17 | San Antonio | 112-114 | 3-7 | Feb.18 | at Seattle | 112-115 | 24-27 |
| Nov.19 | at Los Angeles | 92-122 | 3-8 | Feb.20 | at Portland | 95-104 | 24-28 |
| Nov.20 | at San Diego | 95-87 | 4-8 | Feb.22 | at Utah | 99-98 | 25-28 |
| Nov.24 | at Phoenix | 106-93 | 5-8 | Feb.23 | at Kansas City | 107-113 | 25-29 |
| Nov.26 | at Indiana | 87-85 | 6-8 | Feb.26 | at Denver | 111-125 | 25-30 |
| Nov.27 | Portland | 107-90 | 7-8 | Mar. 1 | Milwaukee | 99-101 | 25-31 |
| Dec. 1 | New Jersey | 99-105 | 7-9 | Mar. 3 | at Atlanta | 89-91 | 25-32 |
| Dec. 3 | New York | 105-98 | 8-9 | Mar. 4 | Los Angeles | 96-93 | 26-32 |
| Dec. 4 | at Dallas | 115-105 | 9-9 | Mar. 6 | Atlanta | 102-91 | 27-32 |
| Dec. 8 | at New Jersey | 95-98 | 9-10 | Mar. 9 | Chicago | 110-92 | 28-32 |
| Dec. 9 | Denver | 98-90 | 10-10 | Mar.12 | Philadelphia | 86-95 | 28-33 |
| Dec.11 | at New York | 79-85 | 10-11 | Mar.13 | at Philadelphia | 93-97 | 28-34 |
| Dec.14 | at Chicago | 108-102 | 11-11 | Mar.15 | Cleveland | 95-92* | 29-34 |
| Dec.17 | at Detroit | 119-110 | 12-11 | Mar.16 | at Atlanta | 81-94* | 29-35 |
| Dec.18 | Philadelphia | 100-97 | 13-11 | Mar.18 | New York | 100-106 | 29-36 |
| Dec.21 | Cleveland | 77-74 | 14-11 | Mar.19 | at New York | 96-90 | 30-36 |
| Dec.23 | at New Jersey | 90-97 | 14-12 | Mar.22 | Utah | 121-98 | 31-36 |
| Dec.25 | Atlanta | 91-97 | 14-13 | Mar.24 | at Chicago | 102-96 | 32-36 |
| Dec.27 | Chicago | 89-87 | 15-13 | Mar.25 | at Milwaukee | 97-96 | 33-36 |
| Dec.29 | Milwaukee | 94-87 | 16-13 | Mar.27 | Indiana | 120-101 | 34-36 |
| Jan. 1 | at New York | 77-98 | 16-14 | Mar.29 | Milwaukee | 94-81 | 35-36 |
| Jan. 4 | Dallas | 92-84 | 17-14 | Mar.30 | at New Jersey | 100-97 | 36-36 |
| Jan. 7 | Philadelphia | 89-106 | 17-15 | Apr. 1 | at Indiana | 123-109 | 37-36 |
| Jan. 8 | at Cleveland | 82-98 | 17-16 | Apr. 2 | Boston | 117-120* | 37-37 |
| Jan.12 | at Detroit | 100-116 | 17-17 | Apr. 5 | New Jersey | 95-89 | 38-37 |
| Jan.14 | Golden State | 104-116 | 17-18 | Apr. 6 | at Detroit | 96-107 | 38-38 |
| Jan.15 | at San Antonio | 96-117 | 17-19 | Apr. 8 | at Boston | 107-99 | 39-38 |
| Jan.18 | at Houston | 98-100 | 17-20 | Apr. 9 | Atlanta | 100-78 | 40-38 |
| Jan.20 | Cleveland | 89-97 | 17-21 | Apr.13 | at Philadelphia | 95-76 | 41-38 |
| Jan.21 | at Milwaukee | 104-111 | 17-22 | Apr.14 | at Milwaukee | 90-97 | 41-39 |
| Jan.22 | Chicago | 86-95 | 17-23 | Apr.16 | Detroit | 102-95 | 42-39 |
| Jan.24 | Boston | 93-91 | 18-23 | Apr.17 | at Cleveland | 105-118 | 42-40 |

* Overtime



1983-84 WASHINGTON BULLETS

FINAL STATISTICS

COACH: Gene Shue

| Player | TOTALS | | | | | 3-PT. | | | FREE THROWS | | | REBOUNDS | | | PF-DQ | ST | TO | BL | PTS | AVG | |
|---------------|-----------|--------------|-------------|-------------|-------------|-----------|------------|-------------|-------------|-------------|-------------|-------------|-------------|-------------|-------------|----------------|------------|-------------|------------|-------------|--------------|
| | G | MIN | FG | FGA | PCT | M | A | PCT | FT | FTA | PCT | OR | DR | TOT | | | | | | | AST |
| Ruland | 75 | 3082 | 599 | 1035 | .579 | 1 | 7 | .143 | 466 | 636 | .733 | 265 | 657 | 922 | 296 | 285-8 | 68 | 342 | 72 | 1665 | 22.2 |
| Sobers | 81 | 2624 | 508 | 1115 | .460 | 29 | 111 | .261 | 221 | 264 | .837 | 51 | 128 | 179 | 377 | 278-10 | 117 | 222 | 17 | 1266 | 15.6 |
| Ballard | 82 | 2701 | 510 | 1061 | .481 | 2 | 15 | .133 | 166 | 208 | .798 | 140 | 348 | 488 | 290 | 214-1 | 94 | 142 | 35 | 1188 | 14.5 |
| Malone | 81 | 1976 | 408 | 918 | .444 | 24 | 74 | .324 | 142 | 172 | .826 | 57 | 98 | 155 | 151 | 162-1 | 23 | 110 | 13 | 982 | 12.1 |
| Johnson | 82 | 2686 | 392 | 840 | .467 | 11 | 43 | .256 | 187 | 252 | .742 | 58 | 126 | 184 | 567 | 174-1 | 96 | 191 | 6 | 982 | 12.0 |
| McMillen | 62 | 1294 | 222 | 447 | .497 | 1 | 6 | .167 | 127 | 156 | .814 | 64 | 135 | 199 | 73 | 162-0 | 14 | 70 | 17 | 572 | 9.2 |
| Mahorn | 82 | 2701 | 307 | 605 | .507 | 0 | 0 | .000 | 125 | 192 | .651 | 169 | 569 | 738 | 131 | 358-14 | 62 | 142 | 123 | 739 | 9.0 |
| Daye | 75 | 1174 | 180 | 408 | .441 | 0 | 6 | .000 | 95 | 133 | .714 | 90 | 98 | 188 | 176 | 154-0 | 38 | 96 | 12 | 455 | 6.1 |
| Davis | 46 | 467 | 103 | 218 | .472 | 1 | 9 | .111 | 24 | 39 | .615 | 34 | 69 | 103 | 30 | 58-1 | 14 | 36 | 10 | 231 | 5.0 |
| Kopicki | 59 | 678 | 64 | 132 | .485 | 1 | 7 | .143 | 91 | 112 | .813 | 64 | 102 | 166 | 46 | 71-0 | 15 | 39 | 5 | 220 | 3.7 |
| Warrick | 32 | 254 | 27 | 66 | .409 | 1 | 3 | .333 | 8 | 16 | .500 | 5 | 17 | 22 | 43 | 37-0 | 9 | 20 | 3 | 63 | 2.0 |
| Gibson | 32 | 229 | 21 | 55 | .382 | 0 | 0 | .000 | 11 | 17 | .647 | 29 | 37 | 66 | 9 | 30-1 | 5 | 14 | 7 | 53 | 1.7 |
| Totals | 82 | 19905 | 3344 | 6907 | .484 | 71 | 282 | .252 | 1664 | 2201 | .756 | 1027 | 2387 | 3414 | 2192 | 1989-37 | 556 | 1448 | 320 | 8423 | 102.7 |
| Opponents | 82 | 19905 | 3465 | 7086 | .489 | 37 | 172 | .215 | 1693 | 2218 | .763 | 1037 | 2381 | 3418 | 2038 | 2021-24 | 706 | 1277 | 492 | 8660 | 105.6 |

GAME-BY-GAME RESULTS

RECORD: 35-47 HOME: 25-16 ROAD: 10-31

| Date | Opponent | Score | Record | Date | Opponent | Score | Record |
|--------|-----------------|-----------|--------|--------|-----------------|-----------|--------|
| Oct.28 | at Philadelphia | 114-117 | 0-1 | Jan.21 | Philadelphia | 94-90 | 18-24 |
| Oct.29 | at New York | 97-100 | 0-2 | Jan.24 | Milwaukee | 123-117** | 19-24 |
| Nov. 1 | at Atlanta | 92-95 | 0-3 | Jan.26 | New York | 97-104 | 19-25 |
| Nov. 3 | Detroit | 111-88 | 1-3 | Jan.31 | Atlanta | 118-94 | 20-25 |
| Nov. 5 | Boston | 117-120 | 1-4 | Feb. 2 | Detroit | 129-139 | 20-26 |
| Nov. 8 | San Diego | 119-113 | 2-4 | Feb. 4 | Indiana | 125-101 | 21-26 |
| Nov. 9 | at New Jersey | 110-127 | 2-5 | Feb. 7 | Houston | 95-92 | 22-26 |
| Nov.11 | Chicago | 125-124** | 3-5 | Feb.10 | Los Angeles | 96-93 | 23-26 |
| Nov.15 | Kansas City | 100-101 | 3-6 | Feb.11 | at Kansas City | 91-94 | 23-27 |
| Nov.17 | Indiana | 102-94 | 4-6 | Feb.14 | at Denver | 108-96 | 24-27 |
| Nov.19 | Utah | 126-113 | 5-6 | Feb.15 | at Seattle | 99-116 | 24-28 |
| Nov.22 | Golden State | 101-102 | 5-7 | Feb.17 | at Portland | 96-87 | 25-28 |
| Nov.23 | at Cleveland | 98-107 | 5-8 | Feb.18 | at Golden State | 107-113 | 25-29 |
| Nov.25 | at Detroit | 120-111 | 6-8 | Feb.22 | Portland | 101-104 | 25-30 |
| Nov.26 | at Milwaukee | 92-109 | 6-9 | Feb.24 | at Chicago | 102-96 | 26-30 |
| Nov.29 | Milwaukee | 88-94 | 6-10 | Feb.25 | at Cleveland | 83-94 | 26-31 |
| Dec. 1 | at New York | 93-127 | 6-11 | Feb.28 | at Indiana | 100-92 | 27-31 |
| Dec. 3 | Philadelphia | 103-98 | 7-11 | Feb.29 | at Detroit | 106-137 | 27-32 |
| Dec. 6 | at Houston | 113-109 | 8-11 | Mar. 2 | Milwaukee | 78-98 | 27-33 |
| Dec. 7 | at Dallas | 114-112 | 9-11 | Mar. 3 | at New Jersey | 90-100 | 27-34 |
| Dec.10 | at San Antonio | 102-125 | 9-12 | Mar. 6 | Boston | 85-108 | 27-35 |
| Dec.13 | Atlanta | 89-94 | 9-13 | Mar. 8 | Seattle | 106-96 | 28-35 |
| Dec.14 | at Atlanta | 99-96 | 10-13 | Mar.10 | at Detroit | 100-115 | 28-36 |
| Dec.16 | at Boston | 100-93 | 11-13 | Mar.13 | Denver | 108-103 | 29-36 |
| Dec.17 | Cleveland | 119-95 | 12-13 | Mar.14 | at Boston | 103-99 | 30-36 |
| Dec.20 | San Antonio | 108-106* | 13-13 | Mar.16 | Phoenix | 109-110* | 30-37 |
| Dec.23 | at Chicago | 93-114 | 13-14 | Mar.18 | at Milwaukee | 101-109 | 30-38 |
| Dec.27 | New Jersey | 116-106 | 14-14 | Mar.20 | New Jersey | 99-91 | 31-38 |
| Dec.30 | New York | 91-86 | 15-14 | Mar.22 | Philadelphia | 101-106 | 31-39 |
| Jan. 3 | Detroit | 103-102 | 16-14 | Mar.24 | at New York | 99-107 | 31-40 |
| Jan. 4 | at Boston | 104-113 | 16-15 | Mar.25 | at Cleveland | 96-101 | 31-41 |
| Jan. 6 | Chicago | 96-88* | 17-15 | Mar.27 | Boston | 93-106 | 31-42 |
| Jan. 7 | at Chicago | 73-87 | 17-16 | Mar.28 | at Philadelphia | 103-109 | 31-43 |
| Jan. 9 | at New Jersey | 103-107 | 17-17 | Mar.30 | New York | 107-79 | 32-43 |
| Jan.11 | at Philadelphia | 99-121 | 17-18 | Apr. 1 | Dallas | 102-98 | 33-43 |
| Jan.12 | Atlanta | 91-106 | 17-19 | Apr. 3 | Indiana | 106-94 | 34-43 |
| Jan.14 | at Utah | 96-121 | 17-20 | Apr. 4 | at Atlanta | 92-99 | 34-44 |
| Jan.15 | at Phoenix | 101-110 | 17-21 | Apr. 7 | New Jersey | 98-121 | 34-45 |
| Jan.17 | at Los Angeles | 95-108 | 17-22 | Apr. 9 | Chicago | 136-134** | 35-45 |
| Jan.18 | at San Diego | 101-110 | 17-23 | Apr.13 | at Indiana | 115-119 | 35-46 |
| Jan.20 | at Milwaukee | 103-133 | 17-24 | Apr.14 | Cleveland | 109-117 | 35-47 |

* Overtime ** Double Overtime



1984-85 WASHINGTON BULLETS

FINAL STATISTICS

COACH: Gene Shue

| Player | G | MIN | TOTALS | | | 3-PT. | | | FREE THROWS | | | REBOUNDS | | | | PF-DG | ST | TO | BL | PTS | AVG |
|---------------|-----------|--------------|-------------|-------------|-------------|------------|------------|-------------|-------------|-------------|-------------|-------------|-------------|-------------|-------------|----------------|------------|-------------|------------|-------------|--------------|
| | | | FGA | PCT | M | A | PCT | FT | FTA | PCT | OR | DR | TOT | AST | | | | | | | |
| Gus Williams | 79 | 2960 | 638 | 1483 | .430 | 51 | 176 | .290 | 251 | 346 | .725 | 72 | 123 | 195 | 608 | 159-1 | 178 | 213 | 32 | 1578 | 20.0 |
| Ruland | 37 | 1436 | 250 | 439 | .569 | 0 | 2 | .000 | 200 | 292 | .685 | 127 | 283 | 410 | 162 | 128-2 | 31 | 179 | 27 | 700 | 18.9 |
| Malone | 76 | 2613 | 605 | 1213 | .499 | 15 | 72 | .208 | 211 | 250 | .844 | 60 | 146 | 206 | 184 | 176-1 | 52 | 107 | 9 | 1436 | 18.9 |
| Robinson | 60 | 1870 | 422 | 896 | .471 | 1 | 3 | .333 | 158 | 213 | .742 | 141 | 405 | 546 | 149 | 187-4 | 51 | 161 | 41 | 1003 | 16.7 |
| Ballard | 82 | 2664 | 469 | 978 | .480 | 14 | 46 | .304 | 120 | 151 | .795 | 150 | 381 | 531 | 208 | 221-0 | 100 | 106 | 33 | 1072 | 13.1 |
| Johnson | 46 | 925 | 175 | 358 | .489 | 6 | 17 | .353 | 72 | 96 | .750 | 23 | 40 | 63 | 143 | 72-0 | 43 | 59 | 3 | 428 | 9.3 |
| McMillen | 69 | 1547 | 252 | 534 | .472 | 0 | 5 | .000 | 112 | 135 | .830 | 64 | 146 | 210 | 52 | 163-3 | 8 | 44 | 17 | 616 | 8.9 |
| Daye | 80 | 1573 | 258 | 504 | .512 | 1 | 7 | .143 | 178 | 249 | .715 | 93 | 179 | 272 | 240 | 164-1 | 53 | 134 | 19 | 695 | 8.7 |
| Mahorn | 77 | 2072 | 206 | 413 | .499 | 0 | 0 | .000 | 71 | 104 | .683 | 150 | 458 | 608 | 121 | 308-11 | 59 | 133 | 104 | 483 | 6.3 |
| Jones | 28 | 638 | 65 | 123 | .528 | 0 | 0 | .000 | 36 | 52 | .692 | 69 | 199 | 268 | 25 | 101-3 | 22 | 21 | 74 | 166 | 5.9 |
| Bradley | 73 | 1232 | 142 | 299 | .475 | 20 | 64 | .313 | 54 | 79 | .684 | 34 | 100 | 134 | 173 | 152-0 | 96 | 84 | 21 | 358 | 4.9 |
| Guy Williams | 21 | 119 | 29 | 63 | .460 | 1 | 4 | .250 | 2 | 5 | .400 | 15 | 12 | 27 | 9 | 17-0 | 5 | 8 | 2 | 61 | 2.9 |
| Collins | 11 | 91 | 12 | 34 | .353 | 0 | 0 | .000 | 8 | 9 | .889 | 10 | 9 | 19 | 7 | 5-0 | 7 | 8 | 4 | 32 | 2.9 |
| Sewell | 21 | 87 | 9 | 36 | .250 | 0 | 2 | .000 | 2 | 4 | .500 | 2 | 2 | 4 | 6 | 13-0 | 3 | 7 | 1 | 20 | 1.0 |
| Totals | 82 | 19855 | 3534 | 7383 | .479 | 109 | 398 | .274 | 1478 | 1989 | .743 | 1010 | 2483 | 3493 | 2088 | 1869-26 | 709 | 1282 | 393 | 8655 | 105.5 |
| Opponents | 82 | 19855 | 3494 | 7179 | .487 | 66 | 232 | .284 | 1623 | 2172 | .747 | 1119 | 2673 | 3792 | 1988 | 1833-7 | 630 | 1467 | 397 | 8677 | 105.8 |

GAME-BY-GAME RESULTS

RECORD: 40-42 HOME: 28-13 ROAD: 12-29

| Date | Opponent | Score | Record |
|---------------|------------------------|----------------|--------------|
| Oct.26 | at Chicago | 93-109 | 0-1 |
| Oct.27 | at Indiana | 104-102 | 1-1 |
| Oct.30 | Atlanta | 119-104 | 2-1 |
| Oct.31 | at Milwaukee | 79-105 | 2-2 |
| Nov. 2 | Milwaukee | 96-102 | 2-3 |
| Nov. 3 | at Atlanta | 107-127 | 2-4 |
| Nov. 7 | at New Jersey | 88-99 | 2-5 |
| Nov.8 | L.A. Clippers | 93-88 | 3-5 |
| Nov.10 | Boston | 112-95 | 4-5 |
| Nov.13 | at New York | 103-92 | 5-5 |
| Nov.14 | San Antonio | 125-106 | 6-5 |
| Nov.16 | New York | 118-104 | 7-5 |
| Nov.20 | at Philadelphia | 120-105 | 8-5 |
| Nov.21 | Kansas City | 97-92 | 9-5 |
| Nov.23 | at Boston | 110-118 | 9-6 |
| Nov.24 | Detroit | 112-106 | 10-6 |
| Nov.27 | Philadelphia | 89-93 | 10-7 |
| Nov.30 | at Detroit | 114-106 | 11-7 |
| Dec. 1 | Milwaukee | 100-97 | 12-7 |
| Dec. 6 | Indiana | 111-106 | 13-7 |
| Dec. 8 | L.A. Lakers | 101-98 | 14-7 |
| Dec.11 | Utah | 82-85 | 14-8 |
| Dec.13 | at Phoenix | 86-116 | 14-9 |
| Dec.15 | at L.A. Clippers | 103-109 | 14-10 |
| Dec.16 | at L.A. Lakers | 101-109 | 14-11 |
| Dec.18 | New Jersey | 104-95 | 15-11 |
| Dec.19 | at New Jersey | 106-115 | 15-12 |
| Dec.21 | New York | 125-111 | 16-12 |
| Dec.22 | at Atlanta | 101-119 | 16-13 |
| Dec.26 | Indiana | 114-89 | 17-13 |
| Dec.28 | Atlanta | 125-111 | 18-13 |
| Dec.29 | at New York | 116-108 | 19-13 |
| Jan. 3 | at Cleveland | 93-100 | 19-14 |
| Jan. 5 | Detroit | 113-121 | 19-15 |
| Jan. 8 | at Milwaukee | 99-95 | 20-15 |
| Jan.11 | at Boston | 101-103 | 20-16 |
| Jan.13 | Philadelphia | 104-115 | 20-17 |
| Jan.14 | at Cleveland | 101-91 | 21-17 |
| Jan.16 | at Utah | 103-101 | 22-17 |
| Jan.18 | at Denver | 106-108 | 22-18 |
| Jan.19 | at Kansas City | 98-103 | 22-19 |

| Date | Opponent | Score | Record |
|---------------|-----------------------|------------------|--------------|
| Jan.21 | Cleveland | 128-115 | 23-19 |
| Jan.22 | Golden State | 109-104 | 24-19 |
| Jan.24 | Dallas | 93-92 | 25-19 |
| Jan.26 | Phoenix | 110-105* | 26-19 |
| Jan.27 | at Detroit | 105-115 | 26-20 |
| Jan.30 | at Chicago | 106-95 | 27-20 |
| Feb. 1 | at Indiana | 95-102 | 27-21 |
| Feb. 2 | Boston | 91-97 | 27-22 |
| Feb. 4 | Cleveland | 112-121 | 27-23 |
| Feb. 6 | at Philadelphia | 111-116 | 27-24 |
| Feb. 7 | Detroit | 128-126** | 28-24 |
| Feb.12 | at Seattle | 94-109 | 28-25 |
| Feb.15 | at Portland | 89-93 | 28-26 |
| Feb.17 | at Golden State | 121-125* | 28-27 |
| Feb.20 | at San Antonio | 105-104 | 29-27 |
| Feb.22 | at Dallas | 101-110 | 29-28 |
| Feb.23 | at Houston | 123-115 | 30-28 |
| Feb.27 | Denver | 111-124 | 30-29 |
| Mar. 1 | New Jersey | 98-100 | 30-30 |
| Mar. 2 | at New York | 109-97 | 31-30 |
| Mar. 5 | at Chicago | 99-104 | 31-31 |
| Mar. 6 | Portland | 127-121** | 32-31 |
| Mar. 9 | Seattle | 92-93 | 32-32 |
| Mar.11 | Chicago | 119-112 | 33-32 |
| Mar.13 | at New Jersey | 109-114 | 33-33 |
| Mar.15 | Houston | 120-114 | 34-33 |
| Mar.19 | at Atlanta | 97-103 | 34-34 |
| Mar.20 | New York | 105-102 | 35-34 |
| Mar.23 | Boston | 98-104 | 35-35 |
| Mar.26 | Milwaukee | 96-107 | 35-36 |
| Mar.27 | at Philadelphia | 97-115 | 35-37 |
| Mar.29 | New Jersey | 122-98 | 36-37 |
| Mar.31 | at Indiana | 111-105 | 37-37 |
| Apr. 2 | at Cleveland | 107-122 | 37-38 |
| Apr. 3 | Chicago | 91-100 | 37-39 |
| Apr. 5 | at Boston | 104-115 | 37-40 |
| Apr. 6 | Cleveland | 109-101 | 38-40 |
| Apr. 9 | at Atlanta | 130-110 | 39-40 |
| Apr. 10 | at Milwaukee | 97-106 | 39-41 |
| Apr. 12 | at Detroit | 96-102 | 39-42 |
| Apr.13 | Philadelphia | 118-106 | 40-42 |

* Overtime ** Double Overtime



1985-86 WASHINGTON BULLETS

FINAL STATISTICS

COACHES: Gene Shue (32-37); Kevin Loughery (7-6)

| Player | TOTALS | | | | 3-PT. | | FREE THROWS | | | REBOUNDS | | | | OTHER | | | | PTS | AVG | | |
|---------------|-----------|--------------|-------------|-------------|------------|------------|-------------|------------|-------------|-------------|------------|-------------|-------------|-------------|-------------|----------------|------------|-------------|------------|-------------|--------------|
| | G | MIN | FG | PCT | M | A | FT | FTA | PCT | OR | DR | TOT | AST | PF | DQ | ST | TO | | | BL | |
| Malone | 80 | 2992 | 735 | 1522 | 483 | 3 | 17 | 176 | 322 | 377 | 868 | 66 | 222 | 288 | 191 | 180.2 | 70 | 168 | 12 | 1795 | 22.4 |
| Ruland | 30 | 1114 | 212 | 383 | 554 | 0 | 4 | 0.00 | 145 | 200 | 725 | 107 | 213 | 320 | 159 | 100-1 | 23 | 121 | 25 | 569 | 19.0 |
| Robinson | 78 | 2563 | 595 | 1255 | 471 | 1 | 4 | 250 | 269 | 353 | 762 | 180 | 500 | 680 | 186 | 217-2 | 98 | 206 | 44 | 1460 | 18.7 |
| G. Williams | 77 | 2284 | 434 | 1013 | 428 | 30 | 116 | 259 | 138 | 188 | 734 | 52 | 114 | 166 | 453 | 113-0 | 96 | 160 | 15 | 1036 | 13.5 |
| F. Johnson | 14 | 402 | 69 | 154 | 448 | 0 | 3 | 0.00 | 38 | 54 | 704 | 7 | 21 | 28 | 76 | 30-0 | 11 | 29 | 1 | 176 | 12.6 |
| Roundfield | 79 | 2321 | 322 | 660 | 488 | 0 | 6 | 0.00 | 273 | 362 | 754 | 210 | 432 | 642 | 167 | 194-1 | 36 | 187 | 51 | 917 | 11.6 |
| Wood | 39 | 743 | 127 | 330 | 385 | 28 | 85 | 329 | 96 | 121 | 793 | 16 | 47 | 63 | 107 | 46-0 | 20 | 67 | 0 | 378 | 9.7 |
| Daye | 64 | 1075 | 198 | 399 | 496 | 1 | 3 | 333 | 159 | 237 | 671 | 71 | 112 | 183 | 109 | 121-0 | 46 | 98 | 11 | 556 | 8.7 |
| F. Williams | 9 | 110 | 25 | 67 | 373 | 7 | 14 | 500 | 12 | 17 | 706 | 4 | 8 | 12 | 7 | 10-0 | 7 | 13 | 1 | 69 | 7.7 |
| McMillen | 56 | 863 | 131 | 285 | 460 | 0 | 3 | 0.00 | 64 | 79 | 810 | 44 | 69 | 113 | 35 | 85-0 | 9 | 34 | 10 | 326 | 5.8 |
| McKenna | 30 | 430 | 61 | 166 | 367 | 27 | 75 | 360 | 25 | 30 | 833 | 9 | 27 | 36 | 23 | 54-1 | 29 | 18 | 2 | 174 | 5.8 |
| Green | 20 | 221 | 44 | 101 | 436 | 0 | 1 | 0.00 | 21 | 26 | 808 | 17 | 21 | 38 | 3 | 26-0 | 4 | 17 | 7 | 109 | 5.5 |
| Moss | 12 | 160 | 21 | 53 | 396 | 2 | 7 | 286 | 11 | 15 | 733 | 9 | 16 | 25 | 19 | 26-1 | 6 | 18 | 3 | 55 | 4.6 |
| Jones | 81 | 1609 | 129 | 254 | 508 | 0 | 1 | 0.00 | 54 | 86 | 628 | 122 | 199 | 321 | 76 | 235-2 | 57 | 71 | 133 | 312 | 3.9 |
| Bol | 80 | 2090 | 128 | 278 | 460 | 0 | 1 | 0.00 | 42 | 86 | 488 | 123 | 354 | 477 | 23 | 255-5 | 28 | 65 | 397 | 298 | 3.7 |
| Bradley | 70 | 842 | 73 | 209 | 349 | 17 | 68 | 250 | 32 | 56 | 571 | 24 | 71 | 95 | 107 | 101-0 | 85 | 44 | 3 | 195 | 2.8 |
| Whately | 4 | 27 | 5 | 14 | 357 | 0 | 1 | 0.00 | 1 | 3 | 333 | 2 | 5 | 7 | 7 | 1-0 | 0 | 0 | 1 | 11 | 2.8 |
| G. Johnson | 2 | 7 | 1 | 3 | 333 | 0 | 0 | 0.00 | 2 | 2 | 1,000 | 1 | 1 | 2 | 0 | 1-0 | 0 | 1 | 0 | 4 | 2.0 |
| Gregory | 2 | 2 | 1 | 2 | 500 | 0 | 0 | 0.00 | 0 | 0 | 0.00 | 2 | 0 | 2 | 0 | 1-0 | 1 | 2 | 0 | 2 | 1.0 |
| Totals | 82 | 19855 | 3311 | 7148 | 463 | 116 | 408 | 284 | 1704 | 2286 | 745 | 1066 | 2432 | 3498 | 1748 | 1796-15 | 626 | 1346 | 716 | 8442 | 103.0 |
| Opponents | 82 | 19855 | 3435 | 7360 | 467 | 71 | 259 | 274 | 1649 | 2181 | 756 | 1249 | 2591 | 3840 | 2014 | 1907-17 | 712 | 1373 | 454 | 8590 | 104.8 |

GAME-BY-GAME RESULTS

RECORD: 39-43 HOME: 27-15 ROAD: 12-28

| Date | Opponent | Score | Record | Date | Opponent | Score | Record |
|--------|-----------------|----------|--------|--------|------------------|----------|--------|
| Oct.25 | at Atlanta | 100-91 | 1-0 | Jan.19 | Chicago | 112-98 | 21-21 |
| Oct.29 | at Cleveland | 97-90 | 2-0 | Jan.23 | Phoenix | 114-112 | 22-21 |
| Oct.31 | Cleveland | 107-114 | 2-1 | Jan.25 | Atlanta | 111-103 | 23-21 |
| Nov. 2 | Boston | 73-88 | 2-2 | Jan.29 | at Indiana | 88-92 | 23-22 |
| Nov. 5 | at New Jersey | 106-112 | 2-3 | Jan.31 | Boston | 88-97 | 23-23 |
| Nov. 6 | San Antonio | 80-81 | 2-4 | Feb. 1 | at Detroit | 101-116 | 23-24 |
| Nov. 8 | Detroit | 110-117 | 2-5 | Feb. 5 | at Boston | 88-103 | 23-25 |
| Nov.12 | at Detroit | 122-124* | 2-6 | Feb. 6 | Detroit | 109-111 | 23-26 |
| Nov.15 | at Boston | 114-118 | 2-7 | Feb.11 | at Portland | 124-116 | 24-26 |
| Nov.16 | Philadelphia | 118-97 | 3-7 | Feb.13 | at Golden State | 105-109 | 24-27 |
| Nov.19 | at New York | 94-98 | 3-8 | Feb.15 | at Seattle | 106-112 | 24-28 |
| Nov.20 | Cleveland | 101-98 | 4-8 | Feb.17 | at L.A. Clippers | 96-94 | 25-28 |
| Nov.22 | New York | 102-94 | 5-8 | Feb.18 | at Denver | 90-101 | 25-29 |
| Nov.24 | Chicago | 115-106 | 6-8 | Feb.21 | at Philadelphia | 87-97 | 25-30 |
| Nov.26 | at Dallas | 99-112 | 6-9 | Feb.22 | at Cleveland | 110-102 | 26-30 |
| Nov.27 | at San Antonio | 97-104 | 6-10 | Feb.24 | New Jersey | 99-89 | 27-30 |
| Nov.30 | Detroit | 133-119 | 7-10 | Feb.25 | at Indiana | 87-100 | 27-31 |
| Dec. 3 | Portland | 118-115 | 8-10 | Feb.27 | Golden State | 114-102 | 28-31 |
| Dec. 4 | at Philadelphia | 110-115* | 8-11 | Feb.28 | at Milwaukee | 84-102 | 28-32 |
| Dec. 6 | Seattle | 115-109 | 9-11 | Mar. 2 | Milwaukee | 125-104 | 29-32 |
| Dec. 8 | Sacramento | 111-89 | 10-11 | Mar. 4 | at New York | 83-119 | 29-33 |
| Dec.11 | at Detroit | 108-100 | 11-11 | Mar. 6 | New York | 113-111* | 30-33 |
| Dec.12 | Milwaukee | 110-108* | 12-11 | Mar. 8 | Boston | 110-108* | 31-33 |
| Dec.17 | Utah | 98-106 | 12-12 | Mar.12 | at Cleveland | 128-114 | 32-33 |
| Dec.19 | at Chicago | 98-92 | 13-12 | Mar.14 | Denver | 91-101 | 32-34 |
| Dec.21 | L.A. Lakers | 84-96 | 13-13 | Mar.15 | at Indiana | 100-105 | 32-35 |
| Dec.22 | New York | 93-100 | 13-14 | Mar.17 | New Jersey | 102-130 | 32-36 |
| Dec.27 | Atlanta | 111-109 | 14-14 | Mar.18 | at Milwaukee | 87-116 | 32-37 |
| Dec.28 | at New Jersey | 98-93 | 15-14 | Mar.21 | at Philadelphia | 105-112 | 32-38 |
| Dec.30 | Indiana | 80-97 | 15-15 | Mar.22 | Indiana | 111-110 | 33-38 |
| Jan. 2 | at New York | 115-109 | 16-15 | Mar.24 | Philadelphia | 100-93 | 34-38 |
| Jan. 3 | Milwaukee | 100-107 | 16-16 | Mar.26 | Dallas | 120-112 | 35-38 |
| Jan. 5 | at L.A. Lakers | 88-118 | 16-17 | Mar.28 | at Boston | 97-116 | 35-39 |
| Jan. 6 | at Sacramento | 87-106 | 16-18 | Mar.29 | Houston | 109-114 | 35-40 |
| Jan. 8 | at Phoenix | 97-109 | 16-19 | Apr. 1 | at Atlanta | 91-107 | 35-41 |
| Jan. 9 | at Utah | 95-89 | 17-19 | Apr. 3 | New Jersey | 120-108 | 36-41 |
| Jan.11 | at Houston | 86-87 | 17-20 | Apr. 4 | Atlanta | 135-129* | 37-41 |
| Jan.13 | L.A. Clippers | 90-77 | 18-20 | Apr. 6 | Cleveland | 106-95 | 38-41 |
| Jan.14 | at Chicago | 117-113 | 19-20 | Apr. 8 | Indiana | 104-111 | 38-42 |
| Jan.16 | at Milwaukee | 98-114 | 19-21 | Apr.11 | at Chicago | 103-105 | 38-43 |
| Jan.17 | New Jersey | 116-96 | 20-21 | Apr.13 | Philadelphia | 98-97 | 39-43 |

* Overtime



1986-87 WASHINGTON BULLETS

FINAL STATISTICS

COACH: Kevin Loughery

| Player | G | MIN | TOTALS | | | 3-PT. | | FREE THROWS | | | REBOUNDS | | | | PF-DG | ST | TO | BL | PTS | AVG | |
|---------------|-----------|--------------|-------------|-------------|-------------|-----------|------------|-------------|-------------|-------------|-------------|-------------|-------------|-------------|-------------|---------------|------------|-------------|------------|-------------|--------------|
| | | | FGA | PCT | FG | M | A | PCT | FT | FTA | PCT | OR | DR | TOT | | | | | | | AST |
| M. Malone | 73 | 2488 | 595 | 1311 | .454 | 0 | 11 | .000 | 570 | 692 | .824 | 340 | 484 | 824 | 120 | 139-0 | 59 | 202 | 92 | 1760 | 24.1 |
| J. Malone | 80 | 2763 | 689 | 1509 | .457 | 4 | 26 | .154 | 376 | 425 | .885 | 50 | 168 | 218 | 298 | 154-0 | 75 | 182 | 13 | 1758 | 22.0 |
| Vincent | 51 | 1386 | 274 | 613 | .447 | 0 | 3 | .000 | 130 | 169 | .769 | 69 | 141 | 210 | 85 | 127-0 | 40 | 77 | 17 | 678 | 13.3 |
| Catledge | 78 | 2149 | 413 | 835 | .459 | 0 | 4 | .000 | 199 | 335 | .594 | 248 | 312 | 560 | 56 | 195-1 | 43 | 145 | 14 | 1025 | 13.1 |
| Williams | 78 | 1773 | 283 | 624 | .454 | 8 | 36 | .222 | 144 | 223 | .646 | 130 | 236 | 366 | 191 | 173-11 | 129 | 122 | 30 | 718 | 9.2 |
| Johnson | 18 | 399 | 59 | 128 | .461 | 0 | 1 | .000 | 35 | 49 | .714 | 10 | 20 | 30 | 58 | 31-0 | 21 | 31 | 0 | 153 | 8.5 |
| Whatley | 73 | 1816 | 246 | 515 | .478 | 0 | 2 | .000 | 126 | 165 | .764 | 58 | 136 | 194 | 392 | 172-0 | 92 | 138 | 10 | 618 | 8.5 |
| Cook | 82 | 1420 | 265 | 622 | .426 | 2 | 23 | .087 | 82 | 103 | .796 | 46 | 99 | 145 | 151 | 136-0 | 98 | 96 | 17 | 614 | 7.5 |
| Adams | 63 | 1303 | 160 | 393 | .407 | 28 | 102 | .275 | 105 | 124 | .847 | 38 | 85 | 123 | 244 | 88-0 | 86 | 81 | 6 | 453 | 7.2 |
| Roundfield | 36 | 669 | 90 | 220 | .409 | 1 | 5 | .200 | 57 | 72 | .792 | 64 | 106 | 170 | 39 | 77-0 | 11 | 49 | 16 | 238 | 6.6 |
| C. Jones | 79 | 1609 | 118 | 249 | .479 | 0 | 1 | .000 | 48 | 76 | .632 | 144 | 212 | 356 | 80 | 252-2 | 67 | 77 | 165 | 284 | 3.6 |
| Murphy | 21 | 141 | 31 | 72 | .431 | 0 | 0 | .000 | 9 | 16 | .563 | 17 | 22 | 39 | 5 | 21-0 | 3 | 6 | 2 | 71 | 3.4 |
| Bol | 82 | 1552 | 103 | 231 | .446 | 0 | 1 | .000 | 45 | 67 | .672 | 64 | 278 | 362 | 11 | 189-10 | 20 | 61 | 302 | 251 | 3.1 |
| O'Koren | 15 | 123 | 16 | 42 | .381 | 0 | 0 | .000 | 0 | 2 | .000 | 6 | 8 | 14 | 13 | 10-0 | 2 | 6 | 0 | 32 | 2.1 |
| Totals | 82 | 19705 | 3356 | 7397 | .454 | 43 | 218 | .197 | 1935 | 2531 | .765 | 1305 | 2315 | 3620 | 1750 | 1775-5 | 755 | 1301 | 685 | 8690 | 106.0 |
| Opponents | 82 | 19705 | 3522 | 7453 | .473 | 104 | 358 | .291 | 1654 | 2183 | .758 | 1334 | 2483 | 3817 | 2144 | 1938-14 | 699 | 1439 | 548 | 8802 | 107.3 |

GAME-BY-GAME RESULTS

RECORD: 42-40 HOME: 27-14 ROAD: 15-26

| Date | Opponent | Score | Record | Date | Opponent | Score | Record |
|---------|------------------|---------|--------|---------|-----------------|----------|--------|
| Oct. 31 | at Boston | 102-120 | 0-1 | Jan. 29 | at Detroit | 101-112 | 21-21 |
| Nov. 1 | at Cleveland | 106-113 | 0-2 | Jan. 31 | Philadelphia | 106-105 | 22-21 |
| Nov. 4 | New Jersey | 102-101 | 1-2 | Feb. 2 | New York | 104-98 | 23-21 |
| Nov. 5 | at Detroit | 85-109 | 1-3 | Feb. 3 | at Chicago | 91-98 | 23-22 |
| Nov. 7 | Boston | 86-88 | 1-4 | Feb. 5 | Cleveland | 94-85 | 24-22 |
| Nov. 8 | at Atlanta | 91-110 | 1-5 | Feb. 11 | at San Antonio | 133-108 | 25-22 |
| Nov. 12 | Chicago | 101-99 | 2-5 | Feb. 12 | at Denver | 121-115 | 26-22 |
| Nov. 15 | at New York | 97-104 | 2-6 | Feb. 14 | at Sacramento | 111-136 | 26-23 |
| Nov. 16 | Indiana | 124-111 | 3-6 | Feb. 16 | at Phoenix | 124-110 | 27-23 |
| Nov. 19 | Detroit | 119-105 | 4-6 | Feb. 17 | at L.A. Lakers | 114-119 | 28-23 |
| Nov. 21 | Houston | 115-99 | 5-6 | Feb. 20 | at Utah | 118-113 | 29-23 |
| Nov. 22 | at Chicago | 84-93 | 5-7 | Feb. 21 | at Seattle | 93-110 | 29-24 |
| Nov. 25 | Portland | 111-99 | 6-7 | Feb. 23 | at Cleveland | 105-109 | 29-25 |
| Nov. 26 | at Milwaukee | 103-122 | 6-8 | Feb. 26 | Indiana | 100-94 | 30-25 |
| Nov. 29 | San Antonio | 116-103 | 7-8 | Feb. 28 | New York | 137-117 | 31-25 |
| Dec. 2 | at Boston | 117-109 | 8-8 | Mar. 2 | at Atlanta | 99-121 | 31-26 |
| Dec. 3 | at Indiana | 103-116 | 8-9 | Mar. 4 | New Jersey | 117-114 | 32-26 |
| Dec. 5 | Milwaukee | 87-91 | 8-10 | Mar. 6 | at Philadelphia | 113-123 | 32-27 |
| Dec. 10 | New York | 106-105 | 9-10 | Mar. 10 | at New Jersey | 79-121 | 32-28 |
| Dec. 12 | at Detroit | 116-115 | 10-10 | Mar. 11 | Milwaukee | 107-115 | 32-29 |
| Dec. 13 | Boston | 98-105 | 10-11 | Mar. 14 | Chicago | 106-105* | 33-29 |
| Dec. 16 | Utah | 106-109 | 10-12 | Mar. 15 | Cleveland | 97-89 | 34-29 |
| Dec. 18 | at Golden State | 125-105 | 11-12 | Mar. 17 | at Atlanta | 98-118 | 34-30 |
| Dec. 20 | at L.A. Clippers | 113-101 | 12-12 | Mar. 19 | Seattle | 110-106 | 35-30 |
| Dec. 21 | at Portland | 101-128 | 12-13 | Mar. 21 | Denver | 107-117 | 35-31 |
| Dec. 25 | at Philadelphia | 102-97 | 13-13 | Mar. 23 | at Indiana | 92-101 | 35-32 |
| Dec. 27 | Detroit | 105-107 | 13-14 | Mar. 24 | Atlanta | 87-96 | 35-33 |
| Dec. 29 | Golden State | 125-105 | 14-14 | Mar. 26 | Boston | 106-103 | 36-33 |
| Dec. 30 | at New York | 97-103 | 14-15 | Mar. 28 | Dallas | 107-114 | 36-34 |
| Jan. 2 | Atlanta | 101-118 | 14-16 | Mar. 31 | at Chicago | 75-101 | 36-35 |
| Jan. 6 | L.A. Clippers | 112-97 | 15-16 | Apr. 1 | at Boston | 86-103 | 36-36 |
| Jan. 7 | at New Jersey | 96-118 | 15-17 | Apr. 3 | Chicago | 122-118 | 37-36 |
| Jan. 9 | at Milwaukee | 100-92 | 16-17 | Apr. 4 | at Cleveland | 127-111 | 38-36 |
| Jan. 10 | Philadelphia | 117-111 | 17-17 | Apr. 7 | Milwaukee | 94-95 | 38-37 |
| Jan. 12 | Sacramento | 113-109 | 18-17 | Apr. 8 | at New Jersey | 118-109 | 39-37 |
| Jan. 14 | New Jersey | 118-100 | 19-17 | Apr. 10 | Indiana | 101-115 | 39-38 |
| Jan. 15 | at Indiana | 105-113 | 19-18 | Apr. 12 | Detroit | 103-98 | 40-38 |
| Jan. 19 | L.A. Lakers | 101-115 | 19-19 | Apr. 13 | at Philadelphia | 105-113 | 40-39 |
| Jan. 23 | Phoenix | 109-90 | 20-19 | Apr. 15 | Cleveland | 110-101 | 41-39 |
| Jan. 24 | at Houston | 92-115 | 20-20 | Apr. 17 | at New York | 142-110 | 42-39 |
| Jan. 27 | at Dallas | 118-113 | 21-20 | Apr. 19 | Philadelphia | 102-108 | 42-40 |

* Overtime



1987-88 WASHINGTON BULLETS

FINAL STATISTICS

COACHES: Kevin Loughery (8-19); Wes Unseld (30-25)

| Player | TOTALS | | | | | 3-PT. | | | FREE THROWS | | | | | REBOUNDS | | | | | | | |
|---------------|-----------|--------------|-------------|-------------|-------------|-----------|------------|-------------|-------------|-------------|-------------|-------------|-------------|-------------|-------------|----------------|------------|-------------|------------|-------------|--------------|
| | G | MIN | FG | FGA | PCT | M | A | PCT | FT | FTA | PCT | OR | DR | TOT | AST | PF-DQ | ST | TO | BL | PTS | AVG |
| J. Malone | 80 | 2655 | 648 | 1360 | .476 | 10 | 24 | .417 | 335 | 380 | .882 | 44 | 162 | 206 | 237 | 198-1 | 51 | 172 | 13 | 1641 | 20.5 |
| M. Malone | 79 | 2692 | 531 | 1090 | .481 | 2 | 7 | .286 | 543 | 689 | .788 | 372 | 512 | 884 | 112 | 160-0 | 59 | 49 | 72 | 1607 | 20.3 |
| King | 69 | 2044 | 470 | 938 | .501 | 1 | 6 | .167 | 247 | 324 | .762 | 86 | 194 | 280 | 192 | 202-3 | 49 | 211 | 10 | 1188 | 17.2 |
| Williams | 82 | 2428 | 427 | 910 | .469 | 5 | 36 | .139 | 188 | 25 | .734 | 127 | 317 | 444 | 232 | 232-3 | 117 | 145 | 34 | 1047 | 12.8 |
| Catledge | 70 | 1610 | 296 | 585 | .506 | 0 | 2 | .000 | 154 | 235 | .655 | 180 | 217 | 397 | 63 | 172-0 | 33 | 101 | 9 | 746 | 10.7 |
| Johnson | 75 | 1258 | 216 | 498 | .434 | 1 | 9 | .111 | 121 | 149 | .812 | 39 | 82 | 121 | 188 | 120-0 | 70 | 99 | 4 | 554 | 7.4 |
| Coiter | 56 | 1361 | 188 | 401 | .469 | 3 | 10 | .300 | 66 | 86 | .791 | 51 | 104 | 155 | 235 | 122-0 | 56 | 77 | 14 | 447 | 8.0 |
| Walker | 52 | 940 | 114 | 291 | .392 | 0 | 6 | .000 | 62 | 105 | .781 | 43 | 84 | 127 | 100 | 105-2 | 62 | 69 | 10 | 310 | 6.0 |
| Alarie | 63 | 769 | 144 | 300 | .480 | 4 | 18 | .222 | 35 | 49 | .714 | 70 | 90 | 160 | 39 | 107-1 | 10 | 50 | 12 | 327 | 5.2 |
| Bogues | 79 | 1628 | 16 | 426 | .390 | 3 | 16 | .188 | 58 | 74 | .784 | 35 | 101 | 136 | 404 | 138-1 | 127 | 101 | 3 | 393 | 5.0 |
| Jones | 69 | 1313 | 72 | 177 | .407 | 0 | 1 | .000 | 53 | 75 | .707 | 106 | 219 | 325 | 59 | 226-5 | 53 | 57 | 113 | 197 | 2.9 |
| Bol | 77 | 1136 | 75 | 165 | .455 | 0 | 1 | .000 | 26 | 49 | .531 | 72 | 203 | 275 | 13 | 160-0 | 11 | 35 | 208 | 176 | 2.3 |
| Murphy | 9 | 46 | 6 | 23 | .348 | 0 | 0 | .000 | 4 | 5 | .800 | 4 | 12 | 16 | 1 | 5-0 | 0 | 5 | 0 | 20 | 2.2 |
| Totals | 82 | 19880 | 3355 | 7164 | .468 | 29 | 138 | .210 | 1914 | 2476 | .773 | 1229 | 2297 | 3526 | 1875 | 1922-16 | 698 | 1384 | 502 | 8653 | 105.5 |
| Opponents | 82 | 19880 | 3459 | 7235 | .478 | 128 | 390 | .328 | 1670 | 2246 | .744 | 1228 | 2364 | 3592 | 2134 | 1966-20 | 690 | 1384 | 527 | 8716 | 106.3 |

GAME-BY-GAME RESULTS

RECORD: 38-44 HOME: 25-16 ROAD: 13-28

| Date | Opponent | Score | Record |
|---------------|-------------------------|-----------------|--------------|
| Nov.6 | at Atlanta | 97-114 | 0-1 |
| Nov.7 | Boston | 139-140** | 0-2 |
| Nov.10 | at Milwaukee | 100-115 | 0-3 |
| Nov.13 | New York | 108-101 | 1-3 |
| Nov.15 | at New Jersey | 113-109 | 2-3 |
| Nov.17 | at Chicago | 101-105 | 2-4 |
| Nov.18 | Chicago | 82-84 | 2-5 |
| Nov.20 | at Portland | 101-120 | 2-6 |
| Nov.21 | at Seattle | 103-124 | 2-7 |
| Nov.24 | at Utah | 83-100 | 2-8 |
| Nov.25 | at L.A. Clippers | 101-96 | 3-8 |
| Nov.28 | Detroit | 124-102 | 4-8 |
| Dec.2 | at Indiana | 102-108 | 4-9 |
| Dec.3 | Atlanta | 94-102 | 4-10 |
| Dec.5 | Seattle | 99-115 | 4-11 |
| Dec.8 | at New York | 92-116 | 4-12 |
| Dec.9 | L.A. Lakers | 120-112* | 5-12 |
| Dec.11 | at Detroit | 108-114 | 5-13 |
| Dec.12 | at New Jersey | 122-107 | 6-13 |
| Dec.15 | Boston | 102-122 | 6-14 |
| Dec.17 | Indiana | 115-111* | 7-14 |
| Dec.19 | Chicago | 109-96 | 8-14 |
| Dec.22 | Cleveland | 102-106 | 8-15 |
| Dec.26 | at Milwaukee | 97-102 | 8-16 |
| Dec.29 | Portland | 112-117 | 8-17 |
| Jan.1 | Denver | 109-124 | 8-18 |
| Jan.2 | Houston | 100-111 | 8-19 |
| Jan.5 | New Jersey | 101-97 | 9-19 |
| Jan.8 | at Boston | 109-125 | 9-20 |
| Jan.9 | L.A. Clippers | 108-76 | 10-20 |
| Jan.14 | Milwaukee | 136-107 | 11-20 |
| Jan.17 | Sacramento | 130-113 | 12-20 |
| Jan.18 | at Chicago | 103-117 | 12-21 |
| Jan.20 | at Philadelphia | 110-98 | 13-21 |
| Jan.22 | Golden State | 115-91 | 14-21 |
| Jan.24 | Philadelphia | 131-99 | 15-21 |
| Jan.25 | Philadelphia | 118-117* | 16-21 |
| Jan.27 | Boston | 100-106 | 16-22 |
| Jan.28 | New York | 104-90 | 17-22 |
| Jan.30 | at Cleveland | 126-128* | 17-23 |
| Feb.1 | at New York | 106-110 | 17-24 |

| Date | Opponent | Score | Record |
|---------------|------------------------|-----------------|--------------|
| Feb.3 | Cleveland | 106-107 | 17-25 |
| Feb.9 | New Jersey | 126-117* | 18-25 |
| Feb.10 | at Cleveland | 102-118 | 18-26 |
| Feb.13 | at Atlanta | 103-105 | 18-27 |
| Feb.15 | Milwaukee | 110-114 | 18-28 |
| Feb.17 | at Dallas | 108-123 | 18-29 |
| Feb.19 | at San Antonio | 106-102 | 19-29 |
| Feb.20 | at Houston | 109-115 | 19-30 |
| Feb.22 | at Denver | 87-100 | 19-31 |
| Feb.23 | at L.A. Lakers | 100-111 | 19-32 |
| Feb.25 | at Sacramento | 129-110 | 20-32 |
| Feb.27 | at Phoenix | 116-106 | 21-32 |
| Feb.29 | at Golden State | 110-105 | 22-32 |
| Mar.2 | Indiana | 111-102 | 23-32 |
| Mar.4 | at Indiana | 95-88 | 24-32 |
| Mar.5 | Detroit | 101-97 | 25-32 |
| Mar.9 | Phoenix | 115-111 | 26-32 |
| Mar.11 | Utah | 107-109 | 26-33 |
| Mar.13 | at Philadelphia | 96-104 | 26-34 |
| Mar.14 | San Antonio | 112-106 | 27-34 |
| Mar.16 | Chicago | 106-103 | 28-34 |
| Mar.17 | at Indiana | 95-99 | 28-35 |
| Mar.19 | Philadelphia | 89-94 | 28-36 |
| Mar.20 | at Detroit | 110-118 | 28-37 |
| Mar.23 | at Boston | 89-104 | 28-38 |
| Mar.24 | Atlanta | 94-91 | 29-38 |
| Mar.26 | New Jersey | 99-88 | 30-38 |
| Mar.30 | Cleveland | 96-107 | 30-39 |
| Apr.1 | Dallas | 118-103 | 31-39 |
| Apr.3 | at New Jersey | 105-103 | 32-39 |
| Apr.5 | at Chicago | 105-94 | 33-39 |
| Apr.6 | at Cleveland | 87-98 | 33-40 |
| Apr.8 | Indiana | 107-100 | 34-40 |
| Apr.10 | New York | 98-118 | 34-41 |
| Apr.11 | at Atlanta | 86-85 | 35-41 |
| Apr.13 | at Philadelphia | 97-98 | 35-42 |
| Apr.15 | at New York | 106-97 | 36-42 |
| Apr.17 | Boston | 98-92 | 37-42 |
| Apr.20 | at Milwaukee | 94-132 | 37-43 |
| Apr.21 | Detroit | 87-99 | 37-44 |
| Apr.23 | Atlanta | 106-96 | 38-44 |

* Overtime ** Double Overtime



1988-89 WASHINGTON BULLETS

FINAL STATISTICS

COACH: Wes Unseld

| Player | TOTALS | | | | 3-PT. | | | FREE THROWS | | | REBOUNDS | | | | PF-DR | ST | TO | BL | PTS | AVG | |
|---------------|-----------|--------------|-------------|-------------|-------------|-----------|------------|-------------|-------------|-------------|-------------|-------------|-------------|-------------|-------------|----------------|------------|-------------|------------|-------------|--------------|
| | G | MIN | FG | FGA | PCT | M | A | PCT | FT | FTA | PCT | OR | DR | TOT | | | | | | | AST |
| Malone | 76 | 2418 | 677 | 1410 | .480 | 1 | 19 | .053 | 296 | 340 | .871 | 55 | 124 | 179 | 219 | 155-0 | 39 | 165 | 14 | 1651 | 21.7 |
| King | 81 | 2559 | 654 | 1371 | .477 | 5 | 30 | .167 | 361 | 441 | .819 | 133 | 251 | 384 | 294 | 219-1 | 64 | 227 | 13 | 1674 | 20.7 |
| Williams | 82 | 2413 | 438 | 940 | .466 | 19 | 71 | .268 | 225 | 290 | .776 | 158 | 415 | 573 | 356 | 213-1 | 142 | 157 | 70 | 1120 | 13.7 |
| Eackles | 80 | 1459 | 318 | 732 | .434 | 9 | 40 | .225 | 272 | 348 | .786 | 100 | 80 | 180 | 123 | 156-1 | 41 | 128 | 5 | 917 | 11.5 |
| Catledge | 79 | 2077 | 334 | 681 | .490 | 1 | 5 | .200 | 153 | 254 | .602 | 230 | 342 | 572 | 75 | 250-5 | 46 | 120 | 25 | 822 | 10.4 |
| Walker | 79 | 2565 | 288 | 681 | .423 | 0 | 9 | .000 | 142 | 184 | .772 | 135 | 372 | 507 | 498 | 215-2 | 155 | 184 | 23 | 714 | 9.0 |
| Alarie | 74 | 1141 | 206 | 431 | .478 | 13 | 38 | .342 | 73 | 87 | .839 | 103 | 152 | 255 | 63 | 160-1 | 25 | 62 | 22 | 498 | 6.7 |
| Colter | 80 | 1425 | 203 | 457 | .444 | 3 | 25 | .120 | 125 | 167 | .749 | 62 | 120 | 182 | 225 | 158-0 | 89 | 64 | 14 | 534 | 6.7 |
| Grant | 71 | 1193 | 181 | 390 | .464 | 0 | 1 | .000 | 34 | 57 | .596 | 75 | 88 | 163 | 79 | 147-2 | 35 | 28 | 29 | 396 | 5.6 |
| Feitl | 57 | 828 | 118 | 266 | .436 | 0 | 0 | .000 | 54 | 65 | .831 | 69 | 133 | 202 | 36 | 136-0 | 17 | 65 | 18 | 286 | 5.0 |
| C. Jones | 53 | 1154 | 60 | 125 | .480 | 0 | 0 | .000 | 16 | 25 | .640 | 77 | 180 | 257 | 42 | 187-4 | 39 | 39 | 76 | 136 | 2.6 |
| A. Jones | 43 | 516 | 38 | 82 | .463 | 1 | 3 | .333 | 33 | 53 | .623 | 54 | 86 | 140 | 18 | 49-0 | 18 | 22 | 16 | 110 | 2.6 |
| Pressley | 10 | 107 | 8 | 25 | .320 | 0 | 0 | .000 | 5 | 9 | .556 | 3 | 11 | 14 | 22 | 9-0 | 4 | 11 | 0 | 21 | 2.1 |
| Totals | 82 | 19855 | 3519 | 7591 | .464 | 52 | 243 | .214 | 1789 | 2318 | .772 | 1254 | 2354 | 3608 | 2048 | 2054-17 | 694 | 1291 | 325 | 8879 | 108.3 |
| Opponents | 82 | 19855 | 3486 | 7235 | .482 | 155 | 510 | .304 | 1929 | 2510 | .769 | 1132 | 2538 | 3670 | 2082 | 1921-19 | 655 | 1381 | 523 | 9056 | 110.4 |

GAME-BY-GAME RESULTS

RECORD: 40-42 HOME: 30-11 ROAD: 10-31

| Date | Opponent | Score | Record | Date | Opponent | Score | Record |
|----------------|----------------------|----------------|--------------|----------------|-------------------------|----------------|--------------|
| Nov. 5 | Chicago | 98-111 | 0-1 | Feb. 3 | at Boston | 108-117 | 16-26 |
| Nov. 8 | at New Jersey | 101-109 | 0-2 | Feb. 4 | at Milwaukee | 102-113 | 16-27 |
| Nov. 9 | New York | 110-117 | 0-3 | Feb. 7 | at New York | 105-117 | 16-28 |
| Nov. 11 | Charlotte | 96-87 | 1-3 | Feb. 9 | New Jersey | 110-103 | 17-28 |
| Nov. 12 | at New York | 101-111 | 1-4 | Feb. 14 | at Sacramento | 107-99 | 18-28 |
| Nov. 18 | at Boston | 108-114 | 1-5 | Feb. 15 | at Denver | 106-117 | 18-29 |
| Nov. 19 | Boston | 108-104 | 2-5 | Feb. 17 | at Seattle | 112-116 | 18-30 |
| Nov. 22 | Philadelphia | 103-130 | 2-6 | Feb. 18 | at L.A. Clippers | 98-93 | 19-30 |
| Nov. 23 | at Milwaukee | 102-124 | 2-7 | Feb. 21 | L.A. Clippers | 123-109 | 20-30 |
| Nov. 25 | at Indiana | 106-101 | 3-7 | Feb. 24 | New York (B) | 130-127 | 21-30 |
| Nov. 26 | at Charlotte | 120-113 | 4-7 | Feb. 25 | at Dallas | 93-127 | 21-31 |
| Dec. 1 | at Atlanta | 115-127 | 4-8 | Feb. 27 | at Houston | 104-98 | 22-31 |
| Dec. 2 | Detroit | 114-120 | 4-9 | Mar. 1 | New Jersey | 120-105 | 23-31 |
| Dec. 4 | at L.A. Lakers | 112-119* | 4-10 | Mar. 4 | Dallas | 119-105 | 24-31 |
| Dec. 6 | at Phoenix | 92-130 | 4-11 | Mar. 5 | Charlotte | 114-101 | 25-31 |
| Dec. 7 | at Utah | 94-111 | 4-12 | Mar. 7 | at Milwaukee | 101-121 | 25-32 |
| Dec. 9 | at Portland | 90-93 | 4-13 | Mar. 8 | Atlanta | 119-111 | 26-32 |
| Dec. 10 | at Golden State | 102-109 | 4-14 | Mar. 10 | Sacramento | 114-97 | 27-32 |
| Dec. 13 | Boston | 115-105 | 5-14 | Mar. 12 | at Detroit | 104-110 | 27-33 |
| Dec. 17 | at New York | 102-117 | 5-15 | Mar. 13 | Seattle | 106-101 | 28-33 |
| Dec. 18 | L.A. Lakers | 115-110 | 6-15 | Mar. 17 | at New Jersey | 124-121 | 29-33 |
| Dec. 21 | Utah | 82-98 | 6-16 | Mar. 18 | Philadelphia | 123-114 | 30-33 |
| Dec. 25 | at Philadelphia | 110-125 | 6-17 | Mar. 20 | at Cleveland | 97-105 | 30-34 |
| Dec. 26 | at New Jersey | 120-108 | 7-17 | Mar. 22 | at Indiana | 92-101 | 30-35 |
| Dec. 29 | Houston | 126-109 | 8-17 | Mar. 23 | at Charlotte | 102-97 | 31-35 |
| Dec. 30 | at Cleveland | 110-127 | 8-18 | Mar. 25 | Indiana | 111-108 | 32-35 |
| Jan. 2 | Phoenix | 122-125 | 8-19 | Mar. 28 | at San Antonio | 114-130 | 32-36 |
| Jan. 4 | Charlotte | 109-86 | 9-19 | Mar. 29 | at Atlanta | 102-120 | 32-37 |
| Jan. 6 | Milwaukee(B) | 121-128 | 9-20 | Mar. 31 | Portland | 107-105 | 33-37 |
| Jan. 7 | at Charlotte | 104-107 | 9-21 | Apr. 2 | Golden State | 120-103 | 34-37 |
| Jan. 10 | Denver | 120-117 | 10-21 | Apr. 4 | New Jersey | 104-96 | 35-37 |
| Jan. 12 | Miami | 106-100 | 11-21 | Apr. 6 | at Miami | 101-93 | 36-37 |
| Jan. 13 | at Detroit | 103-119 | 11-22 | Apr. 7 | Cleveland | 107-96 | 37-37 |
| Jan. 16 | Atlanta | 106-117 | 11-23 | Apr. 9 | New York | 92-94 | 37-38 |
| Jan. 19 | San Antonio | 115-112 | 12-23 | Apr. 10 | Detroit | 100-124 | 37-39 |
| Jan. 21 | Philadelphia | 107-105 | 13-23 | Apr. 12 | Milwaukee | 117-107 | 38-39 |
| Jan. 26 | Indiana | 126-106 | 14-23 | Apr. 16 | at Detroit | 98-104 | 38-40 |
| Jan. 27 | at Chicago | 106-117 | 14-24 | Apr. 18 | at Boston | 121-113 | 39-40 |
| Jan. 29 | Cleveland (B) | 122-117 | 15-24 | Apr. 20 | Chicago | 100-98 | 40-40 |
| Jan. 31 | Boston | 110-103 | 16-24 | Apr. 21 | at Chicago | 110-115 | 40-41 |
| Feb. 1 | at Philadelphia | 110-114 | 16-25 | Apr. 23 | at Philadelphia | 106-115 | 40-42 |

* Overtime (B) Baltimore Arena



1989-90 WASHINGTON BULLETS

FINAL STATISTICS

COACH: Wes Unseld

| Player | TOTALS | | | | 3-PT. | | FREE THROWS | | | REBOUNDS | | | | POINTS | | | | |
|---------------|-----------|--------------|-------------|------------------|-----------|-----------------|-------------|------------------|-------------|-------------|-------------|-------------|----------------|------------|-------------|------------|-------------|--------------|
| | G | MIN | FG | FGA PCT | M | A PCT | FT | FTA PCT | OR | DR | TOT | AST | PF-DQ | ST | TO | BL | PTS | AVG |
| Malone | 75 | 2567 | 781 | 1592 .491 | 1 | 6 .167 | 257 | 293 .877 | 54 | 152 | 206 | 243 | 116-1 | 48 | 125 | 6 | 1820 | 24.3 |
| King | 82 | 2687 | 711 | 1459 .487 | 3 | 23 .130 | 412 | 513 .803 | 129 | 275 | 404 | 376 | 230-1 | 51 | 248 | 7 | 1837 | 22.4 |
| Williams | 18 | 632 | 130 | 274 .474 | 2 | 18 .111 | 65 | 84 .774 | 27 | 109 | 136 | 84 | 33-0 | 21 | 43 | 9 | 327 | 18.2 |
| Eackles | 78 | 1696 | 413 | 940 .439 | 19 | 59 .322 | 210 | 280 .750 | 74 | 101 | 175 | 182 | 157-0 | 50 | 143 | 4 | 1055 | 13.5 |
| Alarie | 82 | 1893 | 371 | 785 .473 | 10 | 49 .204 | 108 | 133 .812 | 151 | 223 | 374 | 142 | 219-2 | 60 | 101 | 39 | 860 | 10.5 |
| Walker | 81 | 2883 | 316 | 696 .454 | 2 | 21 .095 | 138 | 201 .687 | 173 | 541 | 714 | 652 | 220-1 | 139 | 173 | 30 | 772 | 9.5 |
| Grant | 81 | 1846 | 284 | 601 .473 | 0 | 8 .000 | 96 | 137 .701 | 138 | 204 | 342 | 131 | 194-1 | 52 | 85 | 43 | 664 | 8.2 |
| Hammonds | 61 | 805 | 129 | 295 .437 | 0 | 1 .000 | 63 | 98 .643 | 61 | 107 | 168 | 51 | 98-0 | 11 | 46 | 14 | 321 | 5.3 |
| Colter | 73 | 977 | 142 | 297 .478 | 0 | 5 .000 | 77 | 95 .811 | 55 | 121 | 176 | 148 | 98-0 | 47 | 38 | 10 | 361 | 4.9 |
| Turpin | 59 | 818 | 110 | 209 .526 | 0 | 2 .000 | 56 | 71 .789 | 88 | 133 | 221 | 27 | 135-0 | 15 | 45 | 47 | 276 | 4.7 |
| Horton | 45 | 374 | 80 | 162 .494 | 0 | 4 .000 | 42 | 69 .609 | 59 | 49 | 108 | 19 | 63-1 | 9 | 39 | 5 | 202 | 4.5 |
| Jones | 81 | 2240 | 94 | 185 .508 | 0 | 0 .000 | 68 | 105 .648 | 145 | 359 | 504 | 139 | 296-10 | 50 | 76 | 197 | 256 | 3.2 |
| Roth | 42 | 412 | 37 | 86 .430 | 0 | 1 .000 | 7 | 14 .500 | 44 | 76 | 120 | 20 | 70-1 | 8 | 16 | 13 | 81 | 1.9 |
| Totals | 82 | 19830 | 3598 | 7581 .475 | 37 | 197 .188 | 1599 | 2093 .764 | 1198 | 2450 | 3648 | 2214 | 1929-18 | 561 | 1201 | 424 | 8832 | 107.7 |
| Opponents | 82 | 19830 | 3511 | 7403 .474 | 142 | 474 .300 | 1845 | 2376 .777 | 1198 | 2503 | 3701 | 1952 | 1780-16 | 644 | 1200 | 430 | 9009 | 109.9 |

GAME-BY-GAME RESULTS

RECORD: 31-51 HOME: 20-21 ROAD: 11-30

| Date | Opponent | Score | Record | Date | Opponent | Score | Record |
|--------|------------------|----------|--------|--------|------------------|-----------|--------|
| Nov.3 | at Charlotte | 116-96 | 1-0 | Jan.25 | Boston | 99-98 | 15-27 |
| Nov.4 | Detroit | 93-95 | 1-1 | Jan.27 | at Philadelphia | 101-125 | 15-28 |
| Nov.7 | at Atlanta | 118-114 | 2-1 | Jan.31 | at Detroit | 109-133 | 15-29 |
| Nov.8 | Boston | 112-103 | 3-1 | Feb.2 | Sacramento | 108-99 | 16-29 |
| Nov.10 | Cleveland (B) | 100-92 | 4-1 | Feb.3 | Seattle | 92-94 | 16-30 |
| Nov.12 | at Portland | 104-95 | 5-1 | Feb.5 | Golden State | 135-129 | 17-30 |
| Nov.13 | at Utah | 93-106 | 5-2 | Feb.6 | at Miami | 118-100 | 18-30 |
| Nov.15 | at Denver | 98-109 | 5-3 | Feb.8 | L.A. Clippers | 103-105 | 18-31 |
| Nov.16 | at Seattle | 98-111 | 5-4 | Feb.13 | at Sacramento | 98-106 | 18-32 |
| Nov.18 | at Phoenix | 107-118 | 5-5 | Feb.15 | at Golden State | 107-113 | 18-33 |
| Nov.19 | at L.A. Lakers | 115-120 | 5-6 | Feb.16 | at L.A. Clippers | 118-112* | 19-33 |
| Nov.21 | Milwaukee | 97-91 | 6-6 | Feb.18 | Indiana (B) | 116-97 | 20-33 |
| Nov.24 | at Philadelphia | 108-121 | 6-7 | Feb.20 | at Atlanta | 110-107 | 21-33 |
| Nov.25 | Miami | 107-88 | 7-7 | Feb.22 | New York | 110-119 | 21-34 |
| Nov.28 | at Cleveland | 91-92 | 7-8 | Feb.24 | Orlando | 141-124 | 22-34 |
| Nov.29 | Atlanta | 104-111 | 7-9 | Feb.27 | at Minnesota | 88-104 | 22-35 |
| Dec.1 | Philadelphia (B) | 107-90 | 8-9 | Mar.1 | Detroit | 85-99 | 22-36 |
| Dec.2 | Utah | 98-100 | 8-10 | Mar.3 | at Orlando | 132-128** | 23-36 |
| Dec.6 | at Detroit | 107-115 | 8-11 | Mar.6 | at Indiana | 98-113 | 23-37 |
| Dec.9 | L.A. Lakers | 103-101 | 9-11 | Mar.7 | Phoenix | 111-113 | 23-38 |
| Dec.14 | Charlotte | 105-101 | 10-11 | Mar.9 | at Boston | 115-108 | 24-38 |
| Dec.16 | Dallas | 112-108 | 11-11 | Mar.10 | Portland | 113-116 | 24-39 |
| Dec.19 | Minnesota | 112-99 | 12-11 | Mar.15 | at Milwaukee | 91-96 | 24-40 |
| Dec.20 | at Philadelphia | 111-118 | 12-12 | Mar.17 | Atlanta (B) | 92-119 | 24-41 |
| Dec.22 | New York | 112-122 | 12-13 | Mar.20 | at Chicago | 97-122 | 24-42 |
| Dec.26 | at New Jersey | 94-101 | 12-14 | Mar.21 | New Jersey | 136-106 | 25-42 |
| Dec.27 | San Antonio | 97-107 | 12-15 | Mar.24 | Philadelphia | 112-114* | 25-43 |
| Dec.30 | Chicago | 112-117* | 12-16 | Mar.27 | at New York | 100-119 | 25-44 |
| Jan.2 | New Jersey | 110-96 | 13-16 | Mar.28 | Denver | 113-99 | 26-44 |
| Jan.3 | at Boston | 101-120 | 13-17 | Mar.30 | Orlando | 143-115 | 27-44 |
| Jan.5 | at Cleveland | 107-119 | 13-18 | Apr.1 | at New Jersey | 105-97 | 28-44 |
| Jan.6 | Boston | 88-102 | 13-19 | Apr.4 | New York | 107-118 | 28-45 |
| Jan.9 | at New York | 127-131* | 13-20 | Apr.6 | Houston | 121-110 | 29-45 |
| Jan.11 | at Miami | 100-89 | 14-20 | Apr.7 | at Milwaukee | 100-110 | 29-46 |
| Jan.13 | Philadelphia | 101-120 | 14-21 | Apr.10 | at Indiana | 105-107 | 29-47 |
| Jan.15 | Miami | 105-111 | 14-22 | Apr.12 | Cleveland | 100-102 | 29-48 |
| Jan.17 | at New Jersey | 106-115 | 14-23 | Apr.14 | Chicago | 113-103 | 30-48 |
| Jan.18 | Milwaukee | 112-115 | 14-24 | Apr.17 | at Orlando | 129-127 | 31-48 |
| Jan.20 | at Houston | 107-127 | 14-25 | Apr.19 | at Chicago | 117-120 | 31-49 |
| Jan.22 | at San Antonio | 115-124 | 14-26 | Apr.20 | at Miami | 112-117 | 31-50 |
| Jan.23 | at Dallas | 105-129 | 14-27 | Apr.21 | Indiana | 117-127 | 31-51 |

* Overtime (B) Baltimore Arena



1990-91 WASHINGTON BULLETS

FINAL STATISTICS

COACH: Wes Unseld

| Player | G | MIN | TOTALS | | | 3-PT. | | FREE THROWS | | | REBOUNDS | | | PF-DG | ST | TO | BL | PTS | AVG | | |
|---------------|-----------|--------------|-------------|-------------|-------------|-----------|------------|-------------|-------------|-------------|-------------|-------------|-------------|-------------|-------------|----------------|------------|-------------|------------|-------------|--------------|
| | | | FGA | PCT | M | A | PCT | FT | FTA | PCT | OR | DR | TOT | | | | | | | AST | |
| King | 64 | 2401 | 713 | 1511 | .472 | 8 | 37 | .216 | 383 | 485 | .790 | 114 | 205 | 319 | 292 | 187-1 | 56 | 255 | 16 | 1817 | 28.4 |
| Grant | 77 | 2842 | 609 | 1224 | .498 | 2 | 15 | .133 | 185 | 249 | .743 | 179 | 378 | 557 | 204 | 232-2 | 91 | 125 | 61 | 1405 | 18.2 |
| Eackles | 67 | 1616 | 345 | 762 | .453 | 14 | 59 | .237 | 164 | 222 | .739 | 47 | 81 | 128 | 136 | 121-0 | 47 | 115 | 10 | 868 | 13.0 |
| Williams | 33 | 941 | 164 | 393 | .417 | 10 | 41 | .244 | 73 | 97 | .753 | 42 | 135 | 177 | 133 | 63-0 | 39 | 68 | 6 | 411 | 12.5 |
| Ellison | 76 | 1942 | 326 | 636 | .513 | 0 | 6 | .000 | 139 | 214 | .650 | 224 | 361 | 585 | 102 | 268-6 | 49 | 146 | 157 | 791 | 10.4 |
| English | 70 | 1443 | 251 | 572 | .439 | 3 | 31 | .097 | 111 | 157 | .707 | 66 | 81 | 147 | 177 | 127-1 | 25 | 114 | 15 | 616 | 8.8 |
| Workman | 73 | 2034 | 234 | 515 | .454 | 12 | 50 | .240 | 101 | 133 | .759 | 51 | 191 | 242 | 353 | 162-1 | 87 | 135 | 7 | 581 | 8.0 |
| Walker | 71 | 2305 | 230 | 535 | .430 | 0 | 9 | .000 | 93 | 154 | .604 | 140 | 358 | 498 | 459 | 199-2 | 78 | 154 | 33 | 553 | 7.8 |
| Robinson | 12 | 255 | 38 | 91 | .418 | 0 | 1 | .000 | 7 | 12 | .583 | 14 | 14 | 28 | 24 | 26-0 | 7 | 11 | 0 | 83 | 6.9 |
| Alarie | 42 | 587 | 99 | 225 | .440 | 5 | 21 | .238 | 41 | 48 | .854 | 41 | 76 | 117 | 45 | 88-1 | 15 | 40 | 8 | 244 | 5.8 |
| Hammonds | 70 | 1023 | 155 | 336 | .461 | 0 | 4 | .000 | 57 | 79 | .722 | 58 | 148 | 206 | 43 | 108-0 | 15 | 54 | 7 | 367 | 5.2 |
| Irvin | 33 | 316 | 60 | 129 | .465 | 1 | 5 | .200 | 50 | 61 | .820 | 24 | 21 | 45 | 24 | 32-0 | 15 | 16 | 2 | 171 | 5.2 |
| Foster | 54 | 606 | 97 | 211 | .460 | 0 | 5 | .000 | 42 | 61 | .689 | 52 | 99 | 151 | 37 | 112-0 | 12 | 45 | 22 | 236 | 4.4 |
| Jones | 62 | 1499 | 67 | 124 | .540 | 0 | 0 | .000 | 29 | 50 | .580 | 119 | 240 | 359 | 48 | 199-2 | 51 | 46 | 124 | 163 | 2.6 |
| Smith | 5 | 45 | 2 | 4 | .500 | 0 | 0 | .000 | 3 | 6 | .500 | 2 | 2 | 4 | 4 | 3-0 | 1 | 1 | 0 | 7 | 1.4 |
| Totals | 82 | 19855 | 3390 | 7268 | .466 | 55 | 284 | .194 | 1478 | 2028 | .729 | 1173 | 2390 | 3563 | 2081 | 1927-17 | 588 | 1359 | 468 | 8313 | 101.4 |
| Opponents | 82 | 19855 | 3396 | 7280 | .466 | 166 | 555 | .299 | 1763 | 2288 | .771 | 1232 | 2473 | 3705 | 1861 | 1778-19 | 728 | 1254 | 492 | 8721 | 106.4 |

GAME-BY-GAME RESULTS

RECORD: 30-52 HOME: 21-20 ROAD: 9-32

| Date | Opponent | Score | Record | Date | Opponent | Score | Record |
|---------------|-------------------------|-----------------|--------------|---------------|------------------------|-----------------|--------------|
| Nov. 2 | at Miami | 95-119 | 0-1 | Jan.28 | at Detroit | 81-87 | 18-24 |
| Nov.3 | Chicago | 103-102 | 1-1 | Jan.29 | Miami | 105-101 | 19-24 |
| Nov. 8 | at New York | 103-114 | 1-2 | Jan.31 | at New York | 107-98 | 20-24 |
| Nov. 9 | Milwaukee | 100-108 | 1-3 | Feb. 1 | Detroit | 75-80 | 20-25 |
| Nov.12 | at New Jersey | 97-92 | 2-3 | Feb. 3 | at Boston | 101-119 | 20-26 |
| Nov.13 | at Charlotte | 105-120 | 2-4 | Feb. 6 | at Philadelphia | 100-108 | 20-27 |
| Nov.16 | at Philadelphia | 102-115* | 2-5 | Feb. 7 | New Jersey | 124-117 | 21-27 |
| Nov.17 | Boston | 90-102 | 2-6 | Feb.12 | at San Antonio | 92-102 | 21-28 |
| Nov.20 | Sacramento | 82-87 | 2-7 | Feb.14 | at Houston | 117-129 | 21-29 |
| Nov.23 | at Detroit | 88-97 | 2-8 | Feb.15 | at Dallas | 96-121 | 21-30 |
| Nov.24 | Indiana | 107-105* | 3-8 | Feb.17 | Cleveland (B) | 108-104 | 22-30 |
| Nov.27 | Golden State | 115-113 | 4-8 | Feb.19 | at Chicago | 113-118 | 22-31 |
| Nov.28 | at Chicago | 94-118 | 4-9 | Feb.21 | Miami | 90-104 | 22-32 |
| Nov.30 | at Boston | 95-123 | 4-10 | Feb.24 | New York | 101-104 | 22-33 |
| Dec. 1 | Detroit | 94-83 | 5-10 | Feb.26 | at New York | 109-112** | 22-34 |
| Dec. 3 | at Utah | 101-135 | 5-11 | Mar. 1 | at Milwaukee | 105-106 | 22-35 |
| Dec. 5 | at Golden State | 104-98 | 6-11 | Mar. 3 | San Antonio | 85-107 | 22-36 |
| Dec. 6 | at Sacramento | 86-104 | 6-12 | Mar. 6 | Utah | 93-104 | 22-37 |
| Dec. 9 | at L.A. Lakers | 99-106 | 6-13 | Mar. 8 | Phoenix | 91-117 | 22-38 |
| Dec.11 | at Denver | 125-128 | 6-14 | Mar. 9 | L.A. Lakers | 72-87 | 22-39 |
| Dec.14 | Houston | 106-93 | 7-14 | Mar.12 | at Charlotte | 103-100 | 23-39 |
| Dec.15 | at Atlanta | 113-125 | 7-15 | Mar.15 | Boston | 86-94 | 23-40 |
| Dec.19 | at Indiana | 114-112* | 8-15 | Mar.16 | at New Jersey | 86-110 | 23-41 |
| Dec.21 | New York | 87-85 | 9-15 | Mar.20 | at Boston | 81-102 | 23-42 |
| Dec.22 | at Cleveland | 109-89 | 10-15 | Mar.22 | Atlanta (B) | 121-116 | 24-42 |
| Dec.26 | Philadelphia (B) | 105-106 | 10-16 | Mar.23 | Philadelphia | 102-99 | 25-42 |
| Dec.27 | Seattle | 120-125 | 10-17 | Mar.25 | New Jersey | 113-106 | 26-42 |
| Dec.29 | Denver | 161-133 | 11-17 | Mar.28 | at Cleveland | 95-102 | 26-43 |
| Jan. 3 | Charlotte | 118-108 | 12-17 | Mar.29 | Chicago | 94-112 | 26-44 |
| Jan. 4 | at Minnesota | 111-100 | 13-17 | Mar.31 | Charlotte | 92-102 | 26-45 |
| Jan. 8 | at Milwaukee | 96-99 | 13-18 | Apr. 2 | Cleveland | 101-82 | 27-45 |
| Jan.10 | L.A. Clippers | 122-110 | 14-18 | Apr. 4 | Portland | 96-105 | 27-46 |
| Jan.12 | Boston | 116-99 | 15-18 | Apr. 5 | at Indiana | 103-117 | 27-47 |
| Jan.15 | at Phoenix | 97-127 | 15-19 | Apr. 8 | at Atlanta | 94-105 | 27-48 |
| Jan.16 | at L.A. Clippers | 101-99 | 16-19 | Apr.10 | at Miami | 106-112 | 27-49 |
| Jan.18 | at Portland | 99-123 | 16-20 | Apr.12 | at Philadelphia | 95-85 | 28-49 |
| Jan.19 | at Seattle | 89-111 | 16-21 | Apr.14 | Miami | 101-96 | 29-49 |
| Jan.21 | Orlando | 121-119 | 17-21 | Apr.16 | Milwaukee | 112-106* | 30-49 |
| Jan.23 | Atlanta | 104-99 | 18-21 | Apr.18 | New Jersey | 103-108 | 30-50 |
| Jan.25 | Indiana (B) | 100-106 | 18-22 | Apr.19 | at Orlando | 107-112 | 30-51 |
| Jan.26 | Dallas | 96-99 | 18-23 | Apr.21 | Minnesota | 87-89 | 30-52 |

* Overtime ** Double Overtime (B) Baltimore Arena



1991-92 WASHINGTON BULLETS

FINAL STATISTICS

COACH: **Wes Unseld**

| Player | G | MIN | TOTALS | | 3-PT. | | FREE THROWS | | | REBOUNDS | | | PF-DQ | ST | TO | BL | PTS | AVG | | | |
|---------------|-----------|--------------|-------------|-------------|-------------|------------|-------------|-------------|-------------|-------------|-------------|-------------|-------------|-------------|-------------|----------------|------------|-------------|------------|-------------|--------------|
| | | | FG | PCT | M | A | PCT | FT | FTA | PCT | OR | DR | | | | | | | TOT | AST | |
| Ellison | 66 | 2511 | 547 | 1014 | .539 | 1 | 3 | .333 | 227 | 312 | .728 | 217 | 523 | 740 | 190 | 222-2 | 62 | 196 | 177 | 1322 | 20.0 |
| Adams | 78 | 2795 | 485 | 1233 | .393 | 125 | 386 | .324 | 313 | 360 | .869 | 58 | 252 | 310 | 594 | 162-1 | 145 | 212 | 9 | 1408 | 18.1 |
| Grant | 64 | 2388 | 489 | 1022 | .478 | 1 | 8 | .125 | 176 | 220 | .800 | 157 | 275 | 432 | 170 | 178-1 | 74 | 109 | 27 | 1155 | 18.0 |
| Eackles | 65 | 1463 | 355 | 759 | .468 | 7 | 35 | .200 | 139 | 187 | .743 | 39 | 139 | 178 | 125 | 145-1 | 47 | 75 | 7 | 856 | 13.2 |
| Hammonds | 37 | 984 | 195 | 400 | .488 | 0 | 1 | .000 | 50 | 82 | .610 | 49 | 136 | 185 | 36 | 118-1 | 22 | 58 | 13 | 440 | 11.9 |
| English | 81 | 1665 | 366 | 846 | .433 | 6 | 34 | .176 | 148 | 176 | .841 | 74 | 94 | 168 | 143 | 160-1 | 32 | 89 | 9 | 886 | 10.9 |
| Stewart | 76 | 2229 | 303 | 560 | .514 | 0 | 3 | .000 | 188 | 233 | .807 | 186 | 263 | 449 | 120 | 225-3 | 51 | 112 | 44 | 794 | 10.4 |
| Chapman | 1 | 22 | 5 | 12 | .417 | 0 | 2 | .000 | 0 | 0 | .000 | 1 | 3 | 4 | 3 | 4-0 | 1 | 3 | 0 | 10 | 10.0 |
| Wingate | 81 | 2127 | 266 | 572 | .465 | 1 | 18 | .056 | 105 | 146 | .719 | 80 | 189 | 269 | 247 | 162-1 | 123 | 124 | 121 | 638 | 7.9 |
| King | 6 | 59 | 11 | 30 | .367 | 2 | 7 | .286 | 7 | 8 | .875 | 1 | 10 | 11 | 5 | 7-0 | 3 | 2 | 0 | 31 | 5.2 |
| Smith | 48 | 708 | 100 | 246 | .407 | 2 | 21 | .095 | 45 | 56 | .804 | 30 | 51 | 81 | 99 | 98-0 | 44 | 63 | 1 | 247 | 5.1 |
| Foster | 49 | 548 | 89 | 193 | .461 | 0 | 1 | .000 | 35 | 49 | .714 | 43 | 102 | 145 | 35 | 83-0 | 6 | 36 | 12 | 213 | 4.3 |
| Turner | 70 | 871 | 111 | 261 | .425 | 1 | 16 | .063 | 61 | 77 | .792 | 17 | 73 | 90 | 177 | 59-0 | 57 | 84 | 2 | 284 | 4.1 |
| Strong | 1 | 12 | 0 | 4 | .000 | 0 | 0 | .000 | 3 | 4 | .750 | 1 | 4 | 5 | 1 | 1-0 | 0 | 1 | 0 | 3 | 3.0 |
| Sampson | 10 | 108 | 9 | 29 | .310 | 0 | 2 | .000 | 4 | 6 | .667 | 11 | 19 | 30 | 4 | 14-1 | 3 | 10 | 8 | 22 | 2.2 |
| Jones | 75 | 1365 | 33 | 90 | .367 | 0 | 0 | .000 | 20 | 40 | .500 | 105 | 212 | 317 | 62 | 214-0 | 43 | 39 | 92 | 86 | 1.1 |
| Totals | 82 | 19855 | 3364 | 7301 | .461 | 146 | 537 | .272 | 1521 | 1956 | .778 | 1069 | 2345 | 3414 | 2011 | 1852-12 | 713 | 1254 | 422 | 8395 | 102.4 |
| Opponents | 82 | 19855 | 3431 | 7174 | .478 | 212 | 601 | .353 | 1687 | 2240 | .753 | 1197 | 2636 | 3833 | 1902 | 1689-10 | 710 | 1325 | 450 | 8761 | 106.8 |

GAME-BY-GAME RESULTS

RECORD: **25-57** HOME: **14-27** ROAD: **11-30**

| Date | Opponent | Score | Record | Date | Opponent | Score | Record |
|---------|-----------------|-----------|--------|---------|-----------------|----------|--------|
| Nov. 1 | at Indiana | 109-103 | 1-0 | Jan. 29 | at New York | 89-101 | 14-28 |
| Nov. 2 | Boston | 126-118 | 2-0 | Jan. 31 | New York | 114-125* | 14-29 |
| Nov. 5 | Philadelphia | 106-107 | 2-1 | Feb. 2 | Orlando | 114-104 | 15-29 |
| Nov. 6 | at Chicago | 88-105 | 2-2 | Feb. 4 | at Charlotte | 99-115 | 15-30 |
| Nov. 10 | at Detroit | 79-85 | 2-3 | Feb. 6 | New Jersey | 124-108 | 16-30 |
| Nov. 11 | Golden State | 107-119 | 2-4 | Feb. 11 | at Golden State | 127-139 | 16-31 |
| Nov. 12 | Orlando | 82-95 | 2-5 | Feb. 12 | at Sacramento | 97-98 | 16-32 |
| Nov. 13 | at Minnesota | 119-114 | 3-5 | Feb. 14 | at L.A. Lakers | 108-92 | 17-32 |
| Nov. 15 | at New Jersey | 116-111 | 4-5 | Feb. 15 | at Phoenix | 98-124 | 17-33 |
| Nov. 16 | Utah | 98-107 | 4-6 | Feb. 17 | Atlanta (B) | 110-117 | 17-34 |
| Nov. 19 | Seattle | 106-113 | 4-7 | Feb. 19 | at Atlanta | 103-102* | 18-34 |
| Nov. 21 | at Milwaukee | 87-112 | 4-8 | Feb. 21 | Denver | 99-106 | 18-35 |
| Nov. 23 | Atlanta | 126-115 | 5-8 | Feb. 23 | Sacramento | 117-124 | 18-36 |
| Nov. 25 | at Boston | 108-121 | 5-9 | Feb. 26 | at Chicago | 103-122 | 18-37 |
| Nov. 29 | at LA Clippers | 101-94 | 6-9 | Feb. 28 | Portland | 96-117 | 18-38 |
| Dec. 1 | at Portland | 87-91 | 6-10 | Feb. 29 | Philadelphia | 92-101 | 18-39 |
| Dec. 3 | at Seattle | 90-91 | 6-11 | Mar. 2 | at Detroit | 89-99 | 18-40 |
| Dec. 4 | at Utah | 74-101 | 6-12 | Mar. 3 | at Orlando | 106-93 | 19-40 |
| Dec. 6 | Detroit | 94-105 | 6-13 | Mar. 5 | Dallas | 119-109 | 20-40 |
| Dec. 7 | at Cleveland | 97-99 | 6-14 | Mar. 7 | Milwaukee (B) | 94-90 | 21-40 |
| Dec. 12 | Milwaukee | 97-109 | 6-15 | Mar. 8 | at Miami | 98-112 | 21-41 |
| Dec. 14 | Chicago | 100-113 | 6-16 | Mar. 10 | at Indiana | 91-101 | 21-42 |
| Dec. 17 | at Houston | 97-100 | 6-17 | Mar. 13 | Minnesota | 118-115 | 22-42 |
| Dec. 18 | at San Antonio | 96-93 | 7-17 | Mar. 14 | L.A. Lakers | 89-92 | 22-43 |
| Dec. 20 | at Dallas | 107-99 | 8-17 | Mar. 16 | Cleveland | 102-111 | 22-44 |
| Dec. 21 | at Denver | 117-102 | 9-17 | Mar. 19 | Chicago | 100-106 | 22-45 |
| Dec. 27 | Houston | 100-107 | 9-18 | Mar. 20 | at New Jersey | 96-99 | 22-46 |
| Dec. 28 | Charlotte (B) | 129-124 | 10-18 | Mar. 22 | at Milwaukee | 88-109 | 22-47 |
| Dec. 30 | San Antonio | 94-84 | 11-18 | Mar. 25 | Indiana | 109-131 | 22-48 |
| Jan. 3 | at New Jersey | 112-108 | 12-18 | Mar. 26 | at Atlanta | 95-107 | 22-49 |
| Jan. 4 | New York | 89-113 | 12-19 | Mar. 28 | Charlotte | 113-97 | 23-49 |
| Jan. 7 | at Chicago | 89-102 | 12-20 | Apr. 1 | at Boston | 106-120 | 23-50 |
| Jan. 9 | Cleveland | 92-99 | 12-21 | Apr. 3 | Detroit | 119-85 | 24-50 |
| Jan. 11 | L.A. Clippers | 107-96 | 13-21 | Apr. 4 | at Charlotte | 109-118 | 24-51 |
| Jan. 14 | Indiana | 127-118** | 14-21 | Apr. 7 | at Miami | 89-100 | 24-52 |
| Jan. 16 | Miami | 94-102 | 14-22 | Apr. 8 | New Jersey | 103-109 | 24-53 |
| Jan. 18 | Philadelphia | 101-105 | 14-23 | Apr. 10 | Miami | 93-108 | 24-54 |
| Jan. 20 | at Philadelphia | 91-99 | 14-24 | Apr. 12 | at Cleveland | 91-114 | 24-55 |
| Jan. 22 | at Miami | 112-125 | 14-25 | Apr. 14 | at New York | 90-93 | 24-56 |
| Jan. 25 | Phoenix | 115-121 | 14-26 | Apr. 16 | Orlando | 119-106 | 25-56 |
| Jan. 28 | Boston | 87-98 | 14-27 | Apr. 18 | at Philadelphia | 104-111 | 25-57 |

* Overtime ** Double Overtime (B) Baltimore Arena



1992-93 WASHINGTON BULLETS

FINAL STATISTICS

COACH: Wes Unseld

| Player | TOTALS | | | | | | | 3-PT. | | | FREE THROWS | | | REBOUNDS | | | PF-DQ | ST | TO | BL | PTS | AVG |
|---------------|-----------|--------------|-------------|-------------|-------------|------------|------------|------------|-------------|-------------|-------------|-------------|-------------|-------------|-------------|----------------|------------|-------------|------------|-------------|--------------|-----|
| | G | MIN | FG | FGA | PCT | M | A | PCT | FT | FTA | PCT | OR | DR | TOT | AST | | | | | | | |
| Grant | 72 | 2667 | 560 | 1149 | .487 | 1 | 10 | .100 | 218 | 300 | .727 | 133 | 279 | 412 | 205 | 168-0 | 72 | 90 | 44 | 1339 | 18.6 | |
| Ellison | 49 | 1701 | 341 | 655 | .521 | 0 | 4 | .000 | 170 | 242 | .702 | 138 | 295 | 433 | 117 | 154-3 | 45 | 110 | 108 | 852 | 17.4 | |
| Adams | 70 | 2499 | 365 | 831 | .321 | 68 | 212 | .321 | 237 | 277 | .856 | 52 | 188 | 420 | 526 | 146-0 | 100 | 175 | 4 | 1035 | 14.8 | |
| Gugliotta | 81 | 2795 | 484 | 1135 | .426 | 38 | 135 | .281 | 181 | 281 | .644 | 219 | 562 | 781 | 306 | 195-0 | 134 | 230 | 35 | 1187 | 14.7 | |
| Chapman | 60 | 1300 | 287 | 602 | .477 | 43 | 116 | .371 | 132 | 163 | .810 | 19 | 69 | 88 | 116 | 119-1 | 38 | 79 | 10 | 749 | 12.5 | |
| Stewart | 81 | 1823 | 306 | 564 | .543 | 0 | 2 | .000 | 184 | 253 | .727 | 154 | 229 | 383 | 146 | 191-1 | 47 | 153 | 29 | 796 | 9.8 | |
| Smith | 69 | 1546 | 261 | 570 | .458 | 8 | 23 | .348 | 109 | 127 | .858 | 26 | 80 | 106 | 186 | 178-2 | 58 | 103 | 9 | 639 | 9.3 | |
| Overton | 45 | 990 | 152 | 323 | .471 | 3 | 13 | .231 | 59 | 81 | .728 | 25 | 81 | 106 | 157 | 81-0 | 31 | 72 | 6 | 366 | 8.1 | |
| Burtt | 4 | 35 | 10 | 26 | .385 | 1 | 3 | .333 | 8 | 10 | .800 | 2 | 1 | 3 | 6 | 5-0 | 2 | 4 | 0 | 29 | 7.3 | |
| MacLean | 62 | 674 | 157 | 361 | .435 | 3 | 6 | .500 | 90 | 111 | .811 | 33 | 89 | 122 | 39 | 82-0 | 11 | 42 | 4 | 407 | 6.6 | |
| Johnson | 73 | 1287 | 193 | 403 | .479 | 0 | 3 | .000 | 92 | 126 | .730 | 78 | 117 | 195 | 89 | 187-2 | 36 | 70 | 18 | 478 | 6.5 | |
| Irvin | 4 | 45 | 9 | 18 | .500 | 1 | 1 | 1.000 | 3 | 6 | .500 | 2 | 2 | 4 | 2 | 5-0 | 1 | 4 | 0 | 22 | 5.5 | |
| Acres | 12 | 246 | 24 | 40 | .600 | 0 | 0 | .000 | 10 | 14 | .714 | 24 | 37 | 61 | 5 | 32-0 | 3 | 11 | 6 | 58 | 4.8 | |
| Price | 68 | 859 | 100 | 279 | .358 | 8 | 48 | .167 | 54 | 68 | .794 | 28 | 75 | 103 | 154 | 90-0 | 56 | 85 | 3 | 262 | 3.9 | |
| Robinson | 4 | 33 | 6 | 16 | .375 | 0 | 1 | .000 | 3 | 5 | .600 | 1 | 2 | 3 | 3 | 0-0 | 1 | 1 | 1 | 15 | 3.8 | |
| Foster | 10 | 93 | 11 | 25 | .440 | 0 | 0 | .000 | 2 | 3 | .667 | 8 | 19 | 27 | 11 | 17-0 | 0 | 9 | 5 | 24 | 2.4 | |
| Corchiani | 1 | 3 | 1 | 1 | 1.000 | 0 | 0 | .000 | 0 | 0 | .000 | 0 | 0 | 0 | 0 | 1-0 | 0 | 0 | 0 | 2 | 2.0 | |
| Ogg | 3 | 3 | 2 | 4 | .500 | 0 | 0 | .000 | 1 | 2 | .500 | 2 | 2 | 4 | 0 | 0-0 | 0 | 0 | 0 | 5 | 1.7 | |
| Jones | 67 | 1206 | 33 | 63 | .524 | 0 | 1 | .000 | 22 | 38 | .579 | 87 | 190 | 277 | 42 | 144-1 | 38 | 38 | 77 | 88 | 1.3 | |
| Totals | 82 | 19805 | 3302 | 7065 | .467 | 174 | 578 | 301 | 1575 | 2107 | .748 | 1031 | 2317 | 3348 | 2110 | 1795-10 | 673 | 1323 | 359 | 8353 | 101.9 | |
| Opponents | 82 | 19805 | 3557 | 7214 | .493 | 239 | 712 | .336 | 1577 | 2106 | .749 | 1135 | 2555 | 3690 | 2062 | 1818-14 | 718 | 1279 | 425 | 8930 | 108.9 | |

GAME-BY-GAME RESULTS

RECORD: 22-60 HOME: 15-26 ROAD: 7-34

| Date | Opponent | Score | Record | Date | Opponent | Score | Record |
|--------|-----------------|----------|--------|---------|------------------|----------|--------|
| Nov. 6 | at Charlotte | 119-126 | 0-1 | Feb. 2 | at New York | 100-105 | 12-30 |
| Nov. 7 | Orlando | 98-103 | 0-2 | Feb. 5 | Golden State | 138-111 | 13-30 |
| Nov.10 | at Cleveland | 92-131 | 0-3 | Feb. 6 | Seattle | 92-120 | 13-31 |
| Nov.12 | at Orlando | 100-127 | 0-4 | Feb. 8 | at Houston | 106-100 | 14-31 |
| Nov.13 | New York | 106-104 | 1-4 | Feb.10 | at Dallas | 110-102 | 15-31 |
| Nov.15 | at New Jersey | 104-111 | 1-5 | Feb.11 | at San Antonio | 95-105 | 15-32 |
| Nov.17 | Boston | 101-97 | 2-5 | Feb.13 | at Denver | 104-123 | 15-33 |
| Nov.20 | at Minnesota | 108-100 | 3-5 | Feb.14 | at Golden State | 94-114 | 15-34 |
| Nov.21 | Utah | 126-109 | 4-5 | Feb.16 | at Seattle | 102-112 | 15-35 |
| Nov.24 | at New York | 88-98 | 4-6 | Feb.18 | at L.A. Clippers | 95-108 | 15-36 |
| Nov.25 | at Boston | 112-150 | 4-7 | Feb.23 | at Atlanta | 94-109 | 15-37 |
| Nov.27 | Minnesota (B) | 83-102 | 4-8 | Feb.24 | Indiana | 105-101 | 16-37 |
| Nov.28 | at Milwaukee | 95-97 | 4-9 | Feb.26 | Orlando | 91-92 | 16-38 |
| Dec. 1 | San Antonio | 119-106 | 5-9 | Mar. 3 | at Miami | 106-125 | 16-39 |
| Dec. 3 | Milwaukee | 113-95 | 6-9 | Mar. 4 | L.A. Clippers | 98-117 | 16-40 |
| Dec. 5 | Indiana | 109-111 | 6-10 | Mar. 9 | at Charlotte | 104-124 | 16-41 |
| Dec. 8 | at Sacramento | 114-106 | 7-10 | Mar.10 | Denver | 112-126 | 16-42 |
| Dec.10 | at Utah | 96-112 | 7-11 | Mar.12 | New York | 98-109 | 16-43 |
| Dec.11 | at L.A. Lakers | 93-118 | 7-12 | Mar.13 | Cleveland (B) | 105-101 | 17-43 |
| Dec.13 | at Portland | 98-117 | 7-13 | Mar.17 | at Philadelphia | 94-89 | 18-43 |
| Dec.15 | at Phoenix | 110-125 | 7-14 | Mar.19 | at Chicago | 99-104 | 18-44 |
| Dec.17 | Chicago | 99-107 | 7-15 | Mar.20 | Chicago | 101-126 | 18-45 |
| Dec.19 | Charlotte | 117-126 | 7-16 | Mar.22 | New Jersey | 97-92 | 19-45 |
| Dec.21 | Cleveland | 107-111* | 7-17 | Mar.24 | Dallas | 98-101 | 19-46 |
| Dec.23 | at Chicago | 98-107 | 7-18 | Mar.26 | Houston | 69-90 | 19-47 |
| Dec.26 | Detroit (B) | 97-99 | 7-19 | Mar.28 | Boston (H) | 113-114 | 19-48 |
| Dec.28 | Atlanta | 97-96 | 8-19 | Mar.29 | at Milwaukee | 114-107 | 20-48 |
| Dec.30 | at Detroit | 110-118 | 8-20 | Mar.31 | at Indiana | 95-114 | 20-49 |
| Jan. 2 | Miami | 100-93 | 9-20 | Apr. 1 | Sacramento | 97-117 | 20-50 |
| Jan. 5 | at Atlanta | 107-100 | 10-20 | Apr. 3 | Portland | 114-102 | 21-50 |
| Jan. 8 | Philadelphia | 117-119 | 10-21 | Apr. 6 | at Detroit | 79-91 | 21-51 |
| Jan. 9 | at New Jersey | 79-124 | 10-22 | Apr. 7 | Philadelphia | 90-98 | 21-52 |
| Jan.12 | Milwaukee | 121-98 | 11-22 | Apr. 9 | at Cleveland | 95-114 | 21-53 |
| Jan.13 | at Boston | 93-98 | 11-23 | Apr. 11 | Detroit | 94-106 | 21-54 |
| Jan.16 | New Jersey (B) | 101-109 | 11-24 | Apr. 13 | at New York | 85-93 | 21-55 |
| Jan.19 | at Indiana | 96-116 | 11-25 | Apr.15 | Miami | 110-92 | 22-55 |
| Jan.22 | Phoenix | 115-122 | 11-26 | Apr. 17 | New Jersey | 103-104 | 22-56 |
| Jan.24 | L.A. Lakers | 110-112* | 11-27 | Apr. 20 | at Orlando | 86-105 | 22-57 |
| Jan.26 | Miami | 104-102* | 12-27 | Apr. 21 | Atlanta | 98-119 | 22-58 |
| Jan.29 | at Philadelphia | 86-92 | 12-28 | Apr. 23 | at Miami | 120-121* | 22-59 |
| Jan.30 | Charlotte | 121-127* | 12-29 | Apr. 25 | Boston | 94-106 | 22-60 |

* Overtime (B) Baltimore Arena (H) Hartford Civic Center



1993-94 WASHINGTON BULLETS

FINAL STATISTICS

COACH: Wes Unseld

| Player | TOTALS | | | | | 3-PT. | | FREE THROWS | | | | | REBOUNDS | | | | | PF-DQ | ST | TO | BL | PTS | AVG |
|------------------|-----------|--------------|-------------|-------------|-------------|------------|------------|-------------|-------------|-------------|-------------|-------------|-------------|-------------|-------------|---------------|------------|-------------|------------|-------------|--------------|-----|-----|
| | G | MIN | FG | FGA | PCT | M | A | FT | FTA | PCT | OR | DR | TOT | AST | | | | | | | | | |
| Chapman | 60 | 2025 | 431 | 865 | .498 | 64 | 165 | 388 | 168 | 206 | .816 | 57 | 89 | 146 | 185 | 83-0 | 59 | 117 | 8 | 1094 | 18.2 | | |
| MacLean | 75 | 2487 | 517 | 1030 | .502 | 3 | 21 | 143 | 328 | 398 | .824 | 140 | 327 | 467 | 160 | 169-0 | 47 | 152 | 22 | 1365 | 18.2 | | |
| Gugliotta | 78 | 2795 | 540 | 1159 | .466 | 40 | 148 | 270 | 213 | 311 | .685 | 189 | 539 | 728 | 276 | 174-0 | 172 | 247 | 51 | 1333 | 17.1 | | |
| Adams | 70 | 2337 | 285 | 695 | .408 | 55 | 191 | 288 | 224 | 270 | .830 | 37 | 146 | 183 | 480 | 140-0 | 96 | 167 | 6 | 849 | 12.1 | | |
| Cheaney | 65 | 1604 | 327 | 696 | .470 | 1 | 23 | .043 | 124 | 161 | .770 | 88 | 102 | 190 | 126 | 148-0 | 63 | 108 | 10 | 779 | 12.0 | | |
| Ellison | 47 | 1178 | 137 | 292 | .469 | 0 | 3 | 0.000 | 70 | 97 | .722 | 77 | 165 | 242 | 70 | 140-3 | 25 | 73 | 50 | 344 | 7.3 | | |
| Butler | 75 | 1321 | 207 | 418 | .495 | 0 | 5 | 0.000 | 104 | 180 | .578 | 106 | 119 | 225 | 77 | 131-1 | 54 | 87 | 20 | 518 | 6.9 | | |
| Duckworth | 69 | 1485 | 184 | 441 | .417 | 0 | 0 | 0.000 | 88 | 132 | .667 | 103 | 222 | 325 | 56 | 223-2 | 37 | 101 | 35 | 456 | 6.6 | | |
| Price | 65 | 1035 | 141 | 326 | .433 | 50 | 150 | .333 | 68 | 87 | .782 | 31 | 59 | 90 | 213 | 114-1 | 55 | 119 | 2 | 400 | 6.2 | | |
| Muresan | 54 | 650 | 128 | 235 | .545 | 0 | 0 | 0.000 | 48 | 71 | .676 | 66 | 126 | 192 | 18 | 120-1 | 28 | 54 | 48 | 304 | 5.6 | | |
| Anderson | 10 | 180 | 20 | 43 | .465 | 3 | 14 | 214 | 9 | 11 | .818 | 8 | 19 | 27 | 11 | 7-0 | 3 | 9 | 1 | 52 | 5.2 | | |
| Conlon | 14 | 201 | 29 | 56 | .518 | 0 | 1 | 0.000 | 12 | 15 | .800 | 19 | 31 | 50 | 6 | 33-0 | 4 | 10 | 1 | 70 | 5.0 | | |
| Walker | 73 | 1397 | 132 | 274 | .482 | 0 | 3 | 0.000 | 87 | 125 | .696 | 118 | 171 | 289 | 33 | 156-1 | 26 | 44 | 59 | 351 | 4.8 | | |
| Smith | 7 | 48 | 8 | 18 | .444 | 0 | 0 | 0.000 | 15 | 20 | .750 | 5 | 3 | 8 | 5 | 8-0 | 3 | 1 | 1 | 31 | 4.4 | | |
| Stewart | 3 | 35 | 3 | 8 | .375 | 0 | 0 | 0.000 | 7 | 10 | .700 | 1 | 6 | 7 | 5 | 9-0 | 2 | 3 | 1 | 13 | 4.3 | | |
| Paddio | 8 | 74 | 11 | 32 | .344 | 0 | 1 | 0.000 | 8 | 14 | .571 | 5 | 6 | 11 | 7 | 4-0 | 3 | 2 | 0 | 30 | 3.8 | | |
| Overton | 61 | 749 | 87 | 216 | .403 | 1 | 11 | .091 | 43 | 52 | .827 | 19 | 50 | 69 | 92 | 48-0 | 21 | 54 | 1 | 218 | 3.6 | | |
| Gaze | 7 | 70 | 8 | 17 | .471 | 4 | 8 | .500 | 2 | 2 | 1.000 | 1 | 6 | 7 | 5 | 9-0 | 2 | 3 | 1 | 22 | 3.1 | | |
| Bol | 2 | 6 | 0 | 0 | 0.000 | 0 | 0 | 0.000 | 0 | 0 | 0.000 | 0 | 1 | 1 | 1 | 1-0 | 0 | 0 | 1 | 0 | 0.0 | | |
| Horford | 3 | 28 | 0 | 2 | 0.000 | 0 | 0 | 0.000 | 0 | 0 | 0.000 | 1 | 2 | 3 | 0 | 3-0 | 1 | 1 | 3 | 0 | 0.0 | | |
| Totals | 82 | 19705 | 3195 | 6826 | .468 | 221 | 744 | .297 | 1618 | 2162 | .748 | 1071 | 2189 | 3260 | 1823 | 1715-9 | 701 | 1403 | 321 | 8229 | 100.4 | | |
| Opponents | 82 | 19705 | 3569 | 7026 | .508 | 252 | 723 | .349 | 1444 | 1996 | .723 | 1119 | 2362 | 3481 | 2113 | 1823-8 | 815 | 1291 | 470 | 8834 | 107.7 | | |

GAME-BY-GAME RESULTS

RECORD: 24-58 HOME: 17-24 ROAD: 7-34

| Date | Opponent | Score | Record | Date | Opponent | Score | Record |
|----------------|----------------------|----------------|--------------|----------------|------------------------|----------------|--------------|
| Nov. 5 | at Philadelphia | 82-94 | 0-1 | Feb. 1 | at Indiana | 96-116 | 14-28 |
| Nov. 6 | Boston | 88-100 | 0-2 | Feb. 2 | New York | 80-85 | 14-29 |
| Nov. 9 | at Detroit | 118-112 | 1-2 | Feb. 4 | at Philadelphia | 102-95 | 15-29 |
| Nov. 10 | New York | 84-92 | 1-3 | Feb. 6 | Golden State | 84-106 | 15-30 |
| Nov. 12 | Philadelphia | 105-93 | 2-3 | Feb. 8 | at San Antonio | 90-110 | 15-31 |
| Nov. 17 | Milwaukee | 117-104 | 3-3 | Feb. 10 | at Dallas | 77-87 | 15-32 |
| Nov. 19 | at Charlotte | 111-127 | 3-4 | Feb. 15 | at Detroit | 93-100 | 15-33 |
| Nov. 20 | Miami (B) | 104-102 | 4-4 | Feb. 17 | Minnesota | 109-105 | 16-33 |
| Nov. 23 | Charlotte | 118-98 | 5-4 | Feb. 18 | New Jersey (B) | 110-113 | 16-34 |
| Nov. 24 | at Cleveland | 107-113 | 5-5 | Feb. 20 | at New Jersey | 101-122 | 16-35 |
| Nov. 26 | at Atlanta | 108-124 | 5-6 | Feb. 21 | at Miami | 98-128 | 16-36 |
| Nov. 27 | Orlando | 112-110 | 6-6 | Feb. 23 | Cleveland | 96-106 | 16-37 |
| Dec. 1 | at Boston | 113-120 | 6-7 | Feb. 25 | Chicago | 94-116 | 16-38 |
| Dec. 2 | Seattle | 95-105 | 6-8 | Feb. 26 | at Milwaukee | 100-115 | 16-39 |
| Dec. 4 | Portland | 105-118 | 6-9 | Mar. 1 | at Philadelphia | 109-103 | 17-39 |
| Dec. 6 | at Seattle | 96-103 | 6-10 | Mar. 3 | Atlanta | 98-109 | 17-40 |
| Dec. 8 | at Utah | 91-113 | 6-11 | Mar. 5 | L.A. Lakers | 124-118 | 18-40 |
| Dec. 9 | at Phoenix | 95-114 | 6-12 | Mar. 9 | Phoenix | 106-142 | 18-41 |
| Dec. 11 | Atlanta (B) | 108-116 | 6-13 | Mar. 11 | Denver | 100-93 | 19-41 |
| Dec. 14 | at Indiana | 87-106 | 6-14 | Mar. 13 | Philadelphia | 97-114 | 19-42 |
| Dec. 16 | Detroit | 95-97 | 6-15 | Mar. 15 | at Golden State | 93-123 | 19-43 |
| Dec. 18 | Utah | 96-102 | 6-16 | Mar. 16 | at L.A. Lakers | 94-129 | 19-44 |
| Dec. 20 | at Minnesota | 99-84 | 7-16 | Mar. 18 | at Portland | 104-122 | 19-45 |
| Dec. 22 | at L.A. Clippers | 92-109 | 7-17 | Mar. 20 | at Denver | 99-132 | 19-46 |
| Dec. 23 | at Sacramento | 88-114 | 7-18 | Mar. 21 | at Houston | 112-128 | 19-47 |
| Dec. 27 | at Milwaukee | 96-87 | 8-18 | Mar. 24 | Boston | 117-123* | 19-48 |
| Dec. 29 | Sacramento | 97-103 | 8-19 | Mar. 26 | New Jersey | 100-103 | 19-49 |
| Dec. 30 | at New York | 84-102 | 8-20 | Mar. 29 | at Orlando | 101-120 | 19-50 |
| Jan. 5 | Indiana | 97-95 | 9-20 | Apr. 1 | at Boston | 99-95 | 20-50 |
| Jan. 7 | Chicago | 92-99 | 9-21 | Apr. 2 | Milwaukee | 104-96 | 21-50 |
| Jan. 8 | at Orlando | 101-112 | 9-22 | Apr. 5 | at Chicago | 88-114 | 21-51 |
| Jan. 11 | at New Jersey | 115-100 | 10-22 | Apr. 6 | Miami | 103-114 | 21-52 |
| Jan. 13 | Houston | 120-102 | 11-22 | Apr. 8 | Cleveland | 108-98 | 22-52 |
| Jan. 15 | L.A. Clippers | 118-109 | 12-22 | Apr. 9 | at Atlanta | 103-117 | 22-53 |
| Jan. 17 | San Antonio | 87-100 | 12-23 | Apr. 14 | New York | 106-111 | 22-54 |
| Jan. 19 | at Chicago | 83-84 | 12-24 | Apr. 15 | at New York | 90-103 | 22-55 |
| Jan. 22 | Detroit (B) | 98-93 | 13-24 | Apr. 17 | Boston | 142-100 | 23-55 |
| Jan. 23 | at Miami | 80-113 | 13-25 | Apr. 19 | Indiana | 110-111 | 23-56 |
| Jan. 25 | at Orlando | 89-112 | 13-26 | Apr. 20 | at Charlotte | 111-117 | 23-57 |
| Jan. 27 | Dallas | 98-95 | 14-26 | Apr. 22 | at Cleveland | 96-117 | 23-58 |
| Jan. 29 | Orlando | 99-103 | 14-27 | Apr. 24 | Charlotte | 117-99 | 24-58 |

* Overtime (B) Baltimore Arena



1994-95 WASHINGTON BULLETS

FINAL STATISTICS

COACH: Jim Lynam

| Player | TOTALS | | | | | 3-PT. | | FREE THROWS | | | REBOUNDS | | | | | | | | | | |
|---------------|-----------|--------------|-------------|-------------|-------------|------------|-------------|-------------|-------------|-------------|-------------|-------------|-------------|-------------|-------------|----------------|------------|-------------|------------|-------------|--------------|
| | G | MIN | FG | FGA | PCT | M | A | FT | FTA | PCT | OR | DR | TOT | AST | PF-DR | ST | TO | BL | PTS | AVG | |
| Webber | 54 | 2067 | 464 | 938 | .495 | 40 | 145 | .276 | 117 | 233 | .502 | 200 | 318 | 518 | 256 | 186-2 | 83 | 167 | 85 | 1085 | 20.1 |
| Howard | 65 | 2348 | 455 | 931 | .489 | 0 | 7 | .000 | 194 | 292 | .664 | 184 | 177 | 361 | 545 | 236-2 | 52 | 165 | 15 | 1104 | 17.0 |
| Cheaney | 78 | 2651 | 512 | 1129 | .453 | 96 | 283 | .339 | 173 | 213 | .812 | 105 | 216 | 321 | 177 | 215-0 | 80 | 151 | 21 | 1293 | 16.6 |
| Chapman | 45 | 1468 | 254 | 639 | .397 | 86 | 274 | .314 | 137 | 159 | .862 | 23 | 90 | 113 | 128 | 85-0 | 67 | 62 | 15 | 731 | 16.2 |
| Gugliotta | 6 | 226 | 33 | 83 | .398 | 4 | 8 | .500 | 26 | 33 | .788 | 16 | 37 | 53 | 18 | 19-0 | 21 | 15 | 11 | 96 | 16.0 |
| Skiles | 62 | 2077 | 265 | 583 | .455 | 96 | 228 | .421 | 179 | 202 | .886 | 26 | 133 | 159 | 452 | 135-2 | 70 | 172 | 6 | 805 | 13.0 |
| MacLean | 39 | 1052 | 158 | 361 | .438 | 10 | 40 | .250 | 104 | 136 | .765 | 46 | 119 | 165 | 51 | 97-0 | 15 | 44 | 3 | 430 | 11.0 |
| Muresan | 73 | 1720 | 303 | 541 | .560 | 0 | 0 | .000 | 124 | 175 | .709 | 179 | 309 | 488 | 38 | 259-6 | 48 | 115 | 127 | 730 | 10.0 |
| Butler | 76 | 1554 | 214 | 508 | .421 | 46 | 141 | .326 | 123 | 185 | .665 | 43 | 127 | 170 | 91 | 155-0 | 61 | 106 | 10 | 597 | 7.9 |
| Duckworth | 40 | 818 | 118 | 267 | .442 | 2 | 10 | .200 | 45 | 70 | .643 | 65 | 130 | 195 | 20 | 110-3 | 21 | 59 | 24 | 283 | 7.1 |
| Overton | 82 | 1704 | 207 | 498 | .416 | 53 | 125 | .424 | 109 | 125 | .872 | 26 | 117 | 143 | 246 | 126-1 | 53 | 104 | 2 | 576 | 7.0 |
| Tucker | 62 | 982 | 96 | 210 | .457 | 0 | 1 | .000 | 51 | 83 | .614 | 44 | 126 | 170 | 68 | 129-0 | 46 | 56 | 11 | 243 | 3.9 |
| Stewart | 40 | 346 | 41 | 89 | .461 | 0 | 2 | .000 | 20 | 30 | .667 | 28 | 39 | 67 | 18 | 52-0 | 16 | 16 | 9 | 102 | 2.6 |
| Walker | 24 | 266 | 18 | 42 | .429 | 0 | 0 | .000 | 21 | 28 | .750 | 19 | 28 | 47 | 7 | 42-0 | 5 | 15 | 5 | 57 | 2.4 |
| Oliver | 6 | 42 | 4 | 9 | .444 | 0 | 0 | .000 | 6 | 8 | .750 | 0 | 4 | 4 | 4 | 8-0 | 0 | 3 | 0 | 14 | 2.3 |
| McIlvaine | 55 | 534 | 34 | 71 | .479 | 0 | 0 | .000 | 28 | 41 | .683 | 40 | 65 | 105 | 10 | 95-0 | 10 | 19 | 60 | 96 | 1.7 |
| Totals | 82 | 19855 | 3176 | 6899 | .460 | 433 | 1264 | .343 | 1457 | 2013 | .724 | 1044 | 2219 | 3263 | 1749 | 1949-16 | 648 | 1301 | 404 | 8242 | 100.5 |
| Opponents | 82 | 19855 | 3246 | 6768 | .480 | 438 | 1145 | .383 | 1771 | 2315 | .765 | 1107 | 2521 | 3628 | 1959 | 1775-13 | 701 | 1359 | 446 | 8701 | 106.1 |

GAME-BY-GAME RESULTS

RECORD: 21-61

HOME: 13-28

ROAD: 8-33

| Date | Opponent | Score | Record | Date | Opponent | Score | Record |
|---------|------------------|----------|--------|---------|----------------|-----------|--------|
| Nov. 4 | Orlando | 110-108 | 1-0 | Feb. 3 | Miami | 95-105 | 11-31 |
| Nov. 5 | at Chicago | 100-99* | 2-0 | Feb. 5 | at Charlotte | 105-111 | 11-32 |
| Nov. 9 | at Philadelphia | 97-98 | 2-1 | Feb. 7 | at Detroit | 115-119 | 11-33 |
| Nov. 11 | New Jersey | 104-91 | 3-1 | Feb. 8 | at Miami | 107-111 | 11-34 |
| Nov. 12 | at Miami | 100-99 | 4-1 | Feb. 14 | at Minnesota | 99-96 | 12-34 |
| Nov. 15 | at Orlando | 102-122 | 4-2 | Feb. 15 | at Chicago | 92-107 | 12-35 |
| Nov. 17 | New Jersey | 103-111 | 4-3 | Feb. 17 | Houston | 92-109 | 12-36 |
| Nov. 19 | Boston | 102-103 | 4-4 | Feb. 19 | Denver | 92-94 | 12-37 |
| Nov. 25 | Cleveland (B) | 94-96 | 4-5 | Feb. 21 | Dallas | 97-102 | 12-38 |
| Nov. 26 | L.A. Lakers | 96-112 | 4-6 | Feb. 22 | at Milwaukee | 92-100 | 12-39 |
| Nov. 29 | New York | 91-99 | 4-7 | Feb. 24 | Atlanta (B) | 92-107 | 12-40 |
| Dec. 2 | Detroit | 115-104 | 5-7 | Feb. 25 | Sacramento | 102-98 | 13-40 |
| Dec. 3 | at New York | 95-111 | 5-8 | Feb. 28 | Philadelphia | 102-106 | 13-41 |
| Dec. 8 | at Dallas | 124-121* | 6-8 | Mar. 1 | at Boston | 125-124** | 14-41 |
| Dec. 10 | at Denver | 89-111 | 6-9 | Mar. 3 | Indiana | 111-106 | 15-41 |
| Dec. 12 | at San Antonio | 101-122 | 6-10 | Mar. 5 | at Miami | 90-103 | 15-42 |
| Dec. 13 | at Houston | 85-93 | 6-11 | Mar. 8 | Detroit | 105-114 | 15-43 |
| Dec. 15 | Utah | 85-95 | 6-12 | Mar. 10 | Milwaukee (B) | 111-114 | 15-44 |
| Dec. 17 | Minnesota | 87-96 | 6-13 | Mar. 11 | New Jersey | 110-102 | 16-44 |
| Dec. 19 | at Phoenix | 102-113 | 6-14 | Mar. 13 | at Charlotte | 106-103 | 17-44 |
| Dec. 20 | at Sacramento | 102-105 | 6-15 | Mar. 14 | Chicago | 93-106 | 17-45 |
| Dec. 22 | at Golden State | 87-107 | 6-16 | Mar. 17 | New York | 81-89 | 17-46 |
| Dec. 23 | at L.A. Clippers | 105-102 | 7-16 | Mar. 19 | Cleveland | 96-90 | 18-46 |
| Dec. 26 | Orlando | 121-128* | 7-17 | Mar. 21 | at Portland | 106-111 | 18-47 |
| Dec. 28 | at Cleveland | 75-91 | 7-18 | Mar. 23 | at Seattle | 103-108 | 18-48 |
| Dec. 30 | San Antonio | 101-115 | 7-19 | Mar. 24 | at L.A. Lakers | 103-113 | 18-49 |
| Jan. 3 | Seattle | 107-121 | 7-20 | Mar. 27 | at Utah | 102-128 | 18-50 |
| Jan. 4 | at Indiana | 90-94 | 7-21 | Mar. 29 | Miami | 97-101 | 18-51 |
| Jan. 6 | at Atlanta | 90-112 | 7-22 | Mar. 31 | at Cleveland | 88-98 | 18-52 |
| Jan. 7 | Portland | 105-114 | 7-23 | Apr. 2 | at Detroit | 105-110 | 18-53 |
| Jan. 9 | at Boston | 101-114 | 7-24 | Apr. 5 | at Indiana | 90-102 | 18-54 |
| Jan. 10 | Atlanta | 96-99 | 7-25 | Apr. 6 | Phoenix | 123-127 | 18-55 |
| Jan. 13 | Indiana | 99-113 | 7-26 | Apr. 7 | Charlotte | 93-98 | 18-56 |
| Jan. 16 | Chicago | 109-101 | 8-26 | Apr. 9 | Boston | 98-110 | 18-57 |
| Jan. 19 | at Milwaukee | 115-120 | 8-27 | Apr. 12 | at Atlanta | 82-90 | 18-58 |
| Jan. 20 | Philadelphia (B) | 102-98 | 9-27 | Apr. 13 | at New York | 100-110 | 18-59 |
| Jan. 22 | at New Jersey | 109-103 | 10-27 | Apr. 15 | Milwaukee | 114-110 | 19-59 |
| Jan. 26 | Golden State | 118-121* | 10-28 | Apr. 17 | at Orlando | 100-111 | 19-60 |
| Jan. 28 | L.A. Clippers | 93-87 | 11-28 | Apr. 19 | Orlando | 123-117* | 20-60 |
| Jan. 31 | Charlotte | 88-97 | 11-29 | Apr. 21 | at New Jersey | 106-107 | 20-61 |
| Feb. 1 | at Philadelphia | 89-98 | 11-30 | Apr. 23 | Philadelphia | 106-90 | 21-61 |

* Overtime ** Double Overtime (B) Baltimore Arena



WIZARDS

1995-96 WASHINGTON BULLETS

FINAL STATISTICS

COACH: **Jim Lynam**

| Player | G | MIN | TOTALS | | | 3-PT | | | FREE THROWS | | | REBOUNDS | | | PF-DQ | ST | TO | BL | PTS | AVG | |
|---------------|-----------|--------------|-------------|-------------|-------------|------------|-------------|-------------|-------------|-------------|-------------|------------|-------------|-------------|-------------|----------------|------------|-------------|------------|-------------|--------------|
| | | | FGA | PCT | M | A | PCT | FT | FTA | PCT | OR | DR | TOT | AST | | | | | | | |
| Webber | 15 | 558 | 150 | 276 | .543 | 15 | 34 | .441 | 41 | 69 | .594 | 37 | 40 | 77 | 75 | 51-1 | 27 | 49 | 9 | 356 | 23.7 |
| Howard | 81 | 3294 | 733 | 1500 | .489 | 4 | 13 | .308 | 319 | 426 | .749 | 188 | 472 | 660 | 360 | 269-3 | 67 | 303 | 39 | 1789 | 22.1 |
| Pack | 31 | 1084 | 190 | 444 | .428 | 26 | 98 | .265 | 154 | 182 | .846 | 29 | 103 | 132 | 242 | 68-0 | 62 | 62 | 1 | 560 | 18.1 |
| Cheaney | 70 | 2324 | 426 | 905 | .471 | 52 | 154 | .338 | 151 | 214 | .706 | 67 | 172 | 239 | 154 | 205-1 | 67 | 129 | 18 | 1055 | 15.1 |
| Muresan | 76 | 2242 | 466 | 798 | .584 | 0 | 1 | .000 | 172 | 278 | .619 | 248 | 480 | 728 | 56 | 297-8 | 52 | 143 | 172 | 1104 | 14.5 |
| Wallace | 65 | 1788 | 275 | 565 | .487 | 27 | 82 | .329 | 78 | 120 | .650 | 93 | 210 | 303 | 85 | 206-4 | 42 | 103 | 54 | 655 | 10.1 |
| B. Price | 81 | 2042 | 252 | 534 | .472 | 139 | 301 | .462 | 167 | 191 | .874 | 38 | 190 | 228 | 416 | 184-3 | 78 | 153 | 4 | 810 | 10.0 |
| Legler | 77 | 1775 | 233 | 460 | .507 | 128 | 245 | .522 | 132 | 153 | .863 | 29 | 111 | 140 | 136 | 141-0 | 45 | 45 | 12 | 726 | 9.4 |
| Eackles | 55 | 1238 | 161 | 377 | .427 | 54 | 128 | .422 | 98 | 118 | .831 | 44 | 104 | 148 | 86 | 84-1 | 28 | 57 | 3 | 474 | 8.6 |
| M. Price | 7 | 127 | 18 | 60 | .300 | 10 | 30 | .333 | 10 | 10 | 1.000 | 1 | 6 | 7 | 18 | 7-0 | 6 | 10 | 0 | 56 | 8.0 |
| Whitney | 21 | 335 | 45 | 99 | .455 | 19 | 44 | .432 | 41 | 44 | .932 | 2 | 31 | 33 | 51 | 46-0 | 18 | 23 | 1 | 150 | 7.1 |
| Butler | 61 | 858 | 88 | 229 | .384 | 13 | 60 | .217 | 48 | 83 | .578 | 29 | 89 | 118 | 67 | 104-0 | 41 | 67 | 12 | 237 | 3.9 |
| McCann | 62 | 653 | 76 | 153 | .497 | 1 | 2 | .500 | 35 | 74 | .473 | 46 | 97 | 143 | 24 | 116-0 | 21 | 42 | 15 | 188 | 3.0 |
| Prichard | 2 | 22 | 2 | 3 | .667 | 1 | 1 | 1.000 | 2 | 3 | .667 | 0 | 2 | 2 | 7 | 3-0 | 2 | 0 | 0 | 7 | 2.5 |
| Grant | 10 | 138 | 11 | 28 | .393 | 2 | 10 | .200 | 0 | 0 | .000 | 1 | 5 | 6 | 23 | 8-0 | 8 | 10 | 0 | 24 | 2.4 |
| McIlvaine | 80 | 1195 | 62 | 145 | .428 | 0 | 0 | .000 | 58 | 105 | .552 | 66 | 164 | 230 | 11 | 171-0 | 21 | 36 | 166 | 182 | 2.3 |
| Curry | 5 | 34 | 3 | 10 | .300 | 0 | 3 | .000 | 4 | 4 | 1.000 | 2 | 3 | 5 | 1 | 3-0 | 1 | 1 | 0 | 10 | 2.0 |
| Webster | 11 | 58 | 8 | 23 | .348 | 2 | 6 | .333 | 0 | 0 | .000 | 2 | 5 | 7 | 3 | 7-0 | 4 | 3 | 0 | 18 | 1.6 |
| Lewis | 3 | 4 | 2 | 3 | .667 | 0 | 0 | .000 | 0 | 0 | .000 | 2 | 0 | 2 | 0 | 0-0 | 1 | 0 | 0 | 4 | 1.3 |
| Thornrt | 7 | 31 | 1 | 6 | .167 | 0 | 0 | .000 | 1 | 2 | .500 | 6 | 6 | 12 | 0 | 7-0 | 1 | 1 | 0 | 3 | 0.4 |
| Peplowski | 2 | 5 | 0 | 0 | .000 | 0 | 0 | .000 | 0 | 0 | .000 | 0 | 0 | 0 | 0 | 4-0 | 0 | 0 | 0 | 0 | 0.0 |
| Totals | 82 | 19805 | 3202 | 6618 | .484 | 493 | 1212 | .407 | 1511 | 2076 | .728 | 930 | 2327 | 3257 | 1815 | 1981-21 | 592 | 1327 | 506 | 8408 | 102.5 |
| Opponents | 82 | 19805 | 3061 | 6650 | .460 | 377 | 1103 | .342 | 1822 | 2378 | .766 | 1105 | 2370 | 3475 | 1690 | 1891-16 | 696 | 1362 | 390 | 8321 | 101.5 |

GAME-BY-GAME RESULTS

| Date | Opponent | Score | Record |
|--------|------------------|-----------------|--------------|
| Nov. 3 | at Philadelphia | 103-105 | 0-1 |
| Nov. 4 | Detroit | 100-89 | 1-1 |
| Nov. 6 | at Orlando | 95-105 | 1-2 |
| Nov. 8 | Charlotte | 110-96 | 2-2 |
| Nov.10 | New York | 109-110 | 2-3 |
| Nov.15 | Philadelphia | 127-95 | 3-3 |
| Nov.17 | at Boston | 100-110 | 3-4 |
| Nov.18 | Toronto | 102-103 | 3-5 |
| Nov.22 | at Detroit | 98-97 | 4-5 |
| Nov.24 | Miami (B) | 110-94 | 5-5 |
| Nov.25 | Orlando | 112-114 | 5-6 |
| Nov.28 | at New Jersey | 84-89 | 5-7 |
| Nov.30 | Cleveland | 85-97 | 5-8 |
| Dec. 2 | Boston (B) | 135-107 | 6-8 |
| Dec. 3 | at New York | 83-107 | 6-9 |
| Dec. 6 | Atlanta | 96-79 | 7-9 |
| Dec. 8 | at Houston | 107-113 | 7-10 |
| Dec. 9 | at Dallas | 103-94 | 8-10 |
| Dec.12 | Milwaukee | 108-102 | 9-10 |
| Dec.15 | L.A. Lakers | 122-114 | 10-10 |
| Dec.17 | at Portland | 112-100 | 11-10 |
| Dec.19 | at L.A. Clippers | 108-104 | 12-10 |
| Dec.20 | at Phoenix | 104-106* | 12-11 |
| Dec.22 | at Golden State | 117-132 | 12-12 |
| Dec.23 | at Seattle | 100-118 | 12-13 |
| Dec.27 | Golden State | 115-94 | 13-13 |
| Dec.29 | New York | 127-120* | 14-13 |
| Dec.30 | at Milwaukee | 96-87 | 15-13 |
| Jan. 2 | Cleveland | 100-108 | 15-14 |
| Jan. 4 | Dallas | 112-100 | 16-14 |
| Jan. 6 | at Detroit | 82-90 | 16-15 |
| Jan. 8 | at Cleveland | 91-109 | 16-16 |
| Jan.10 | at Philadelphia | 98-93 | 17-16 |
| Jan.12 | Sacramento | 117-88 | 18-16 |
| Jan.13 | at Toronto | 100-106 | 18-17 |
| Jan.15 | Chicago | 109-116 | 18-18 |
| Jan.17 | at Miami | 89-96 | 18-19 |
| Jan.19 | New Jersey (B) | 93-87 | 19-19 |
| Jan.21 | at Indiana | 96-106 | 19-20 |
| Jan.24 | at Charlotte | 113-127 | 19-21 |
| Jan.25 | Houston | 120-85 | 20-21 |

* Overtime (B) Baltimore Arena

RECORD: 39-43 HOME: 25-16 ROAD: 14-27

| Date | Opponent | Score | Record |
|--------|----------------|-----------------|--------------|
| Jan.27 | Vancouver | 102-77 | 21-21 |
| Feb. 2 | Portland | 113-97 | 22-21 |
| Feb. 4 | Phoenix | 115-123* | 22-22 |
| Feb. 7 | at New York | 82-87 | 22-23 |
| Feb. 8 | at Atlanta | 92-98 | 22-24 |
| Feb.13 | at Chicago | 98-111 | 22-25 |
| Feb.15 | at Milwaukee | 98-109 | 22-26 |
| Feb.16 | Indiana (B) | 94-95 | 22-27 |
| Feb.18 | at Minnesota | 108-96 | 23-27 |
| Feb.19 | New Jersey | 81-99 | 23-28 |
| Feb.21 | at Charlotte | 92-96 | 23-29 |
| Feb.23 | Charlotte | 94-100 | 23-30 |
| Feb.25 | Milwaukee | 111-103 | 24-30 |
| Feb.27 | at Denver | 92-96 | 24-31 |
| Feb.28 | at Utah | 93-115 | 24-32 |
| Mar. 1 | at L.A. Lakers | 95-100 | 24-33 |
| Mar. 3 | at Sacramento | 108-99 | 25-33 |
| Mar. 4 | at Vancouver | 96-81 | 26-33 |
| Mar. 6 | Seattle | 99-88 | 27-33 |
| Mar. 8 | L.A. Clippers | 89-92 | 27-34 |
| Mar.10 | Atlanta | 99-91 | 28-34 |
| Mar.13 | at Chicago | 86-103 | 28-35 |
| Mar.14 | at New Jersey | 100-92 | 29-35 |
| Mar.16 | Utah | 120-115* | 30-35 |
| Mar.20 | San Antonio | 101-112 | 30-36 |
| Mar.22 | Orlando | 108-111* | 30-37 |
| Mar.24 | Denver | 92-90 | 31-37 |
| Mar.26 | at Cleveland | 96-89 | 32-37 |
| Mar.27 | Indiana | 93-99 | 32-38 |
| Mar.29 | at Miami | 93-112 | 32-39 |
| Mar.30 | Philadelphia | 107-105 | 33-39 |
| Apr. 4 | at Atlanta | 113-110 | 34-39 |
| Apr. 5 | at San Antonio | 104-84 | 35-39 |
| Apr. 8 | Miami | 111-99 | 36-39 |
| Apr.10 | at Boston | 122-108 | 37-39 |
| Apr.12 | Minnesota | 116-106 | 38-39 |
| Apr.14 | Toronto | 110-97 | 39-39 |
| Apr.16 | at Orlando | 95-113 | 39-40 |
| Apr.17 | Boston | 106-121 | 39-41 |
| Apr.19 | at Toronto | 103-107 | 39-42 |
| Apr.21 | Chicago | 93-103 | 39-43 |



1996-97 WASHINGTON BULLETS

FINAL STATISTICS

COACH: **Jim Lynam (22-24); Bernie Bickerstaff (22-13); Bob Staak (0-1)**

| Player | TOTALS | | | | | 3-PT. | | FREE THROWS | | | REBOUNDS | | | | PF-DR | ST | TO | BL | PTS | AVG | |
|---------------|-----------|--------------|-------------|-------------|-------------|------------|-------------|-------------|-------------|-------------|-------------|-------------|-------------|-------------|-------------|----------------|------------|-------------|------------|-------------|-------------|
| | G | MIN | FG | FGA | PCT | M | A | PCT | FT | FTA | PCT | OR | DR | TOT | | | | | | | AST |
| Webber | 72 | 2806 | 604 | 1167 | .518 | 60 | 151 | .397 | 177 | 313 | .565 | 238 | 505 | 743 | 331 | 258-6 | 122 | 230 | 137 | 1445 | 20.1 |
| Howard | 82 | 3324 | 638 | 1313 | .486 | 0 | 2 | .000 | 294 | 389 | .756 | 202 | 450 | 652 | 311 | 259-3 | 93 | 246 | 23 | 1570 | 19.1 |
| Strickland | 82 | 2997 | 515 | 1105 | .466 | 13 | 77 | .169 | 367 | 497 | .738 | 95 | 240 | 335 | 727 | 166-2 | 143 | 270 | 14 | 1410 | 17.2 |
| Muresan | 73 | 1849 | 327 | 541 | .604 | 0 | 0 | .000 | 123 | 199 | .618 | 141 | 340 | 481 | 29 | 230-3 | 43 | 117 | 96 | 777 | 10.6 |
| Cheaney | 79 | 2411 | 369 | 730 | .505 | 4 | 30 | .133 | 95 | 137 | .693 | 70 | 198 | 268 | 114 | 226-3 | 77 | 94 | 18 | 837 | 10.6 |
| Murray | 82 | 1814 | 288 | 678 | .425 | 106 | 300 | .353 | 135 | 161 | .839 | 84 | 169 | 253 | 78 | 150-1 | 69 | 86 | 19 | 817 | 10.0 |
| Whitney | 82 | 1117 | 139 | 330 | .421 | 58 | 163 | .356 | 94 | 113 | .832 | 13 | 91 | 104 | 182 | 100-0 | 49 | 68 | 4 | 430 | 5.2 |
| Jackson | 75 | 1133 | 134 | 329 | .407 | 53 | 158 | .335 | 53 | 69 | .768 | 31 | 101 | 132 | 65 | 131-0 | 45 | 60 | 16 | 374 | 5.0 |
| Grant | 78 | 1604 | 129 | 314 | .411 | 28 | 89 | .315 | 30 | 39 | .769 | 63 | 193 | 256 | 68 | 167-2 | 46 | 30 | 48 | 316 | 4.1 |
| Legler | 15 | 182 | 15 | 48 | .313 | 8 | 29 | .276 | 6 | 7 | .857 | 0 | 21 | 7 | 21-0 | 3 | 9 | 5 | 44 | 2.9 | |
| Williams | 19 | 264 | 20 | 31 | .645 | 0 | 0 | .000 | 5 | 7 | .714 | 28 | 41 | 69 | 4 | 49-0 | 6 | 18 | 8 | 45 | 2.4 |
| Nickerson | 1 | 6 | 1 | 3 | .333 | 0 | 1 | .000 | 0 | 0 | .000 | 0 | 1 | 1 | 0 | 0-0 | 1 | 1 | 0 | 2 | 2.0 |
| Amaya | 31 | 144 | 12 | 40 | .300 | 1 | 1 | 1.000 | 15 | 28 | .536 | 19 | 33 | 52 | 3 | 29-0 | 7 | 10 | 3 | 40 | 1.3 |
| Wallace | 34 | 197 | 16 | 46 | .348 | 0 | 0 | .000 | 6 | 20 | .300 | 25 | 33 | 58 | 2 | 27-0 | 8 | 18 | 11 | 38 | 1.1 |
| Fish | 5 | 7 | 1 | 3 | .333 | 0 | 0 | .000 | 0 | 0 | .000 | 1 | 4 | 5 | 0 | 2-0 | 0 | 2 | 0 | 2 | 0.4 |
| Totals | 82 | 19855 | 3208 | 6678 | .480 | 331 | 1001 | .331 | 1400 | 1979 | .707 | 1010 | 2420 | 3430 | 1921 | 1815-20 | 712 | 1289 | 402 | 8147 | 99.4 |
| Opponents | 82 | 19855 | 3011 | 6637 | .454 | 492 | 1327 | .371 | 1500 | 2004 | .749 | 1022 | 2336 | 3358 | 1671 | 1769-19 | 665 | 1356 | 334 | 8014 | 97.7 |

GAME-BY-GAME RESULTS

| Date | Opponent | Score | Record |
|----------------|-------------------------|-----------------|--------------|
| Nov. 1 | at Orlando | 96-92 | 1-0 |
| Nov. 2 | Cleveland | 96-98* | 1-1 |
| Nov. 6 | San Antonio | 96-86 | 2-1 |
| Nov. 8 | Charlotte | 87-102 | 2-2 |
| Nov. 9 | at Indiana | 100-103* | 2-3 |
| Nov. 12 | Detroit | 79-92 | 2-4 |
| Nov. 13 | at New Jersey | 106-91 | 3-4 |
| Nov. 15 | at Detroit | 84-95 | 3-5 |
| Nov. 16 | Boston | 106-92 | 4-5 |
| Nov. 20 | Seattle | 110-115** | 4-6 |
| Nov. 22 | Philadelphia | 88-76 | 5-6 |
| Nov. 23 | at Milwaukee | 95-90 | 6-6 |
| Nov. 25 | Minnesota | 105-98 | 7-6 |
| Nov. 29 | at Atlanta | 81-100 | 7-7 |
| Nov. 30 | Houston | 99-103 | 7-8 |
| Dec. 5 | at Toronto | 80-82 | 7-9 |
| Dec. 7 | Milwaukee | 118-126 | 7-10 |
| Dec. 10 | at New York | 73-85 | 7-11 |
| Dec. 11 | Cleveland | 106-95 | 8-11 |
| Dec. 13 | Denver | 108-104 | 9-11 |
| Dec. 15 | at Golden State | 110-102 | 10-11 |
| Dec. 16 | at Sacramento | 97-89 | 11-11 |
| Dec. 18 | at Phoenix | 107-114 | 11-12 |
| Dec. 19 | at L.A. Clippers | 102-93 | 12-12 |
| Dec. 22 | at Vancouver | 87-91 | 12-13 |
| Dec. 23 | at Portland | 106-84 | 13-13 |
| Dec. 27 | Toronto | 100-82 | 14-13 |
| Dec. 28 | Atlanta (B) | 97-86 | 15-13 |
| Dec. 30 | Charlotte | 92-101 | 15-14 |
| Jan. 2 | New York | 80-92 | 15-15 |
| Jan. 4 | at Charlotte | 104-93 | 16-15 |
| Jan. 8 | Phoenix | 115-113* | 17-15 |
| Jan. 10 | L.A. Clippers | 102-98 | 18-15 |
| Jan. 11 | at Cleveland | 98-85 | 19-15 |
| Jan. 13 | at Miami | 95-98 | 19-16 |
| Jan. 14 | at Chicago | 107-108 | 19-17 |
| Jan. 17 | Miami (B) | 92-103 | 19-18 |
| Jan. 18 | at Boston | 112-106 | 20-18 |
| Jan. 20 | at New York | 79-95 | 20-19 |
| Jan. 21 | at Orlando | 88-93 | 20-20 |
| Jan. 24 | at Atlanta | 105-117* | 20-21 |

RECORD: 44-38 HOME: 25-16 ROAD: 19-22

| Date | Opponent | Score | Record |
|----------------|------------------------|----------------|--------------|
| Jan. 25 | Sacramento | 113-105 | 21-21 |
| Jan. 28 | Orlando | 102-82 | 22-21 |
| Jan. 31 | at Seattle | 95-97 | 22-22 |
| Feb. 2 | at L.A. Lakers | 99-129 | 22-23 |
| Feb. 3 | at Utah | 89-111 | 22-24 |
| Feb. 5 | at Denver | 104-106 | 22-25 |
| Feb. 11 | New York | 92-97 | 22-26 |
| Feb. 14 | New Jersey (B) | 125-107 | 23-26 |
| Feb. 15 | at New Jersey | 86-107 | 23-27 |
| Feb. 17 | Milwaukee | 95-93 | 24-27 |
| Feb. 19 | at Detroit | 85-100 | 24-28 |
| Feb. 21 | Chicago | 99-103 | 24-29 |
| Feb. 23 | Detroit | 79-85 | 24-30 |
| Feb. 25 | Indiana | 108-87 | 25-30 |
| Feb. 27 | L.A. Lakers | 107-122 | 25-31 |
| Mar. 1 | Golden State | 118-108 | 26-31 |
| Mar. 4 | at Philadelphia | 107-106 | 27-31 |
| Mar. 6 | at Miami | 99-95 | 28-31 |
| Mar. 7 | Miami | 105-108* | 28-32 |
| Mar. 9 | Philadelphia | 93-99 | 28-33 |
| Mar. 12 | Vancouver | 104-82 | 29-33 |
| Mar. 14 | at Milwaukee | 105-96 | 30-33 |
| Mar. 15 | Utah | 93-100 | 30-34 |
| Mar. 17 | at San Antonio | 109-85 | 31-34 |
| Mar. 18 | at Dallas | 86-85 | 32-34 |
| Mar. 20 | at Houston | 90-96 | 32-35 |
| Mar. 22 | Portland | 108-104 | 33-35 |
| Mar. 26 | Boston | 105-92 | 34-35 |
| Mar. 28 | Toronto | 113-86 | 35-35 |
| Mar. 29 | Dallas (B) | 94-87 | 36-35 |
| Apr. 1 | at Indiana | 104-100 | 37-35 |
| Apr. 3 | Chicago | 110-102 | 38-35 |
| Apr. 4 | at Minnesota | 95-97 | 38-36 |
| Apr. 6 | at Boston | 120-114 | 39-36 |
| Apr. 8 | at Toronto | 94-100 | 39-37 |
| Apr. 11 | New Jersey | 109-90 | 40-37 |
| Apr. 12 | at Charlotte | 97-99 | 40-38 |
| Apr. 14 | at Philadelphia | 131-110 | 41-38 |
| Apr. 16 | Indiana | 103-90 | 42-38 |
| Apr. 18 | Orlando | 104-93 | 43-38 |
| Apr. 20 | at Cleveland | 85-81 | 44-38 |

* Overtime ** Double Overtime (B) Baltimore Arena



1997-98 WASHINGTON WIZARDS

FINAL STATISTICS

COACH: Bernie Bickerstaff

| Player | TOTALS | | | | 3-PT. | | | FREE THROWS | | | REBOUNDS | | | | | | | | | |
|---------------|-----------|--------------|-------------|------------------|------------|------------|-------------|-------------|-------------|-------------|-------------|-------------|-------------|-------------|----------------|------------|-------------|------------|-------------|-------------|
| | G | MIN | FG | FGA PCT | M | A | PCT | FT | FTA | PCT | OR | DR | TOT | AST | PF-DQ | ST | TO | BL | PTS | AVG |
| Webber | 71 | 2809 | 647 | 1341 .482 | 165 | 205 | .805 | 196 | 333 | .589 | 176 | 498 | 674 | 273 | 269-4 | 111 | 185 | 124 | 1555 | 21.9 |
| Howard | 64 | 2559 | 463 | 991 .467 | 0 | 2 | .000 | 258 | 358 | .721 | 161 | 288 | 449 | 208 | 225-3 | 82 | 185 | 23 | 1184 | 18.5 |
| Strickland | 76 | 3020 | 490 | 1130 .434 | 12 | 48 | .250 | 357 | 492 | .726 | 112 | 293 | 405 | 801 | 182-2 | 126 | 266 | 25 | 1349 | 17.8 |
| Murray | 82 | 2227 | 449 | 1007 .446 | 158 | 403 | .392 | 182 | 209 | .871 | 75 | 202 | 277 | 84 | 167-0 | 67 | 102 | 25 | 1238 | 15.1 |
| Cheaney | 82 | 2841 | 448 | 981 .457 | 15 | 53 | .283 | 139 | 215 | .647 | 82 | 242 | 324 | 173 | 264-4 | 96 | 104 | 36 | 1050 | 12.8 |
| Eackles | 42 | 547 | 75 | 175 .429 | 16 | 46 | .348 | 52 | 59 | .881 | 25 | 50 | 75 | 16 | 43-0 | 17 | 29 | 0 | 218 | 5.1 |
| Whitney | 82 | 1073 | 126 | 355 .355 | 52 | 169 | .308 | 118 | 129 | .915 | 16 | 99 | 115 | 196 | 106-0 | 34 | 65 | 6 | 422 | 5.1 |
| Oliver | 1 | 10 | 2 | 4 .500 | 1 | 2 | .500 | 0 | 0 | .000 | 0 | 2 | 2 | 1 | 1-0 | 0 | 0 | 0 | 5 | 5.0 |
| Davis | 74 | 1705 | 127 | 256 .496 | 0 | 1 | .000 | 69 | 119 | .580 | 209 | 271 | 480 | 30 | 193-4 | 41 | 56 | 24 | 323 | 4.4 |
| Wallace | 67 | 1124 | 85 | 164 .518 | 0 | 0 | .000 | 35 | 98 | .357 | 112 | 212 | 324 | 18 | 116-1 | 61 | 28 | 72 | 205 | 3.1 |
| Shamggod | 20 | 146 | 19 | 58 .328 | 0 | 2 | .000 | 23 | 30 | .767 | 2 | 5 | 7 | 36 | 27-0 | 7 | 21 | 1 | 61 | 3.1 |
| Grant | 65 | 895 | 75 | 196 .383 | 1 | 6 | .167 | 19 | 30 | .633 | 60 | 108 | 168 | 39 | 94-1 | 23 | 26 | 15 | 170 | 2.6 |
| Ham | 71 | 635 | 55 | 104 .529 | 0 | 0 | .000 | 35 | 74 | .473 | 72 | 59 | 131 | 16 | 118-1 | 21 | 37 | 25 | 145 | 2.0 |
| Williams | 14 | 111 | 13 | 17 .765 | 0 | 0 | .000 | 0 | 2 | .000 | 16 | 10 | 26 | 3 | 17-0 | 2 | 2 | 3 | 26 | 1.9 |
| Legler | 8 | 76 | 3 | 19 .158 | 0 | 6 | .000 | 3 | 4 | .750 | 2 | 2 | 4 | 3 | 11-0 | 1 | 4 | 0 | 9 | 1.1 |
| Moten | 8 | 27 | 3 | 13 .231 | 0 | 1 | .000 | 3 | 4 | .750 | 1 | 0 | 1 | 3 | 6-0 | 0 | 1 | 0 | 9 | 1.1 |
| Totals | 82 | 19805 | 3080 | 6811 .452 | 320 | 944 | .339 | 1489 | 2156 | .691 | 1121 | 2341 | 3462 | 1900 | 1839-20 | 689 | 1156 | 379 | 7969 | 97.2 |
| Opponents | 82 | 19805 | 2975 | 6540 .455 | 348 | 977 | .356 | 1623 | 2172 | .747 | 1029 | 2468 | 3497 | 1725 | 1924-16 | 632 | 1328 | 372 | 7921 | 96.6 |

GAME-BY-GAME RESULTS

RECORD: 42-40 HOME: 24-17 ROAD: 18-23

| Date | Opponent | Score | Record | Date | Opponent | Score | Record |
|---------------|-----------------------|----------------|--------------|---------------|-------------------------|-----------------|--------------|
| Oct.31 | at Detroit | 79-92 | 0-1 | Jan.21 | Portland | 87-100 | 21-21 |
| Nov.1 | Miami (U) | 108-109 | 0-2 | Jan.24 | New Jersey | 104-87 | 22-21 |
| Nov.3 | at Utah | 90-86 | 1-2 | Jan.27 | at Indiana | 84-85 | 22-22 |
| Nov.4 | at Denver | 120-96 | 2-2 | Jan.28 | at Boston | 102-104 | 22-23 |
| Nov. 7 | Charlotte (U) | 92-107 | 2-3 | Jan.30 | at Detroit | 102-95 | 23-23 |
| Nov. 8 | at Miami | 106-114 | 2-4 | Feb.2 | Detroit | 113-101 | 24-23 |
| Nov.12 | at Chicago | 90-83 | 3-4 | Feb.4 | Cleveland | 104-88 | 25-23 |
| Nov.13 | at Minnesota | 91-88* | 4-4 | Feb.5 | at Orlando | 83-93 | 25-24 |
| Nov.15 | Orlando (U) | 91-102 | 4-5 | Feb.10 | at Golden State | 99-87 | 26-24 |
| Nov.18 | at Atlanta | 89-98* | 4-6 | Feb.11 | at L.A. Clippers | 110-104 | 27-24 |
| Nov.19 | at Philadelphia | 86-97 | 4-7 | Feb.14 | at Vancouver | 108-110* | 27-25 |
| Nov.21 | New York (U) | 82-104 | 4-8 | Feb.15 | at Sacramento | 86-88 | 27-26 |
| Nov.22 | at Cleveland | 101-110 | 4-9 | Feb.18 | Milwaukee | 98-108 | 27-27 |
| Nov.24 | at Orlando | 87-95 | 4-10 | Feb.21 | Chicago | 88-94 | 27-28 |
| Nov.26 | at San Antonio | 98-94 | 5-10 | Feb.24 | Houston | 124-112 | 28-28 |
| Nov.29 | Chicago (U) | 83-88 | 5-11 | Feb.26 | Golden State | 110-87 | 29-28 |
| Dec. 2 | Seattle | 95-78 | 6-11 | Feb.28 | Dallas | 77-103 | 29-29 |
| Dec. 4 | Sacramento | 116-96 | 7-11 | Mar.2 | L.A. Lakers | 96-86 | 30-29 |
| Dec. 6 | Minnesota | 114-103 | 8-11 | Mar.5 | New York | 103-90 | 31-29 |
| Dec. 9 | New Jersey | 120-99 | 9-11 | Mar.6 | at Boston | 98-108 | 31-30 |
| Dec.10 | at Charlotte | 101-104 | 9-12 | Mar.8 | Philadelphia | 100-91 | 32-30 |
| Dec.12 | at Boston | 88-97 | 9-13 | Mar.10 | at Milwaukee | 93-77 | 33-30 |
| Dec.13 | at Indiana | 92-109 | 9-14 | Mar.11 | at Philadelphia | 86-88 | 33-31 |
| Dec.15 | Utah | 88-86 | 10-14 | Mar.14 | at Charlotte | 83-80 | 34-31 |
| Dec.17 | Miami | 88-74 | 11-14 | Mar.17 | Denver | 89-90 | 34-32 |
| Dec.19 | Charlotte | 106-86 | 12-14 | Mar.19 | Indiana | 91-95 | 34-33 |
| Dec.20 | at Toronto | 94-92 | 13-14 | Mar.22 | at New Jersey | 102-100* | 35-33 |
| Dec.22 | at Milwaukee | 110-79 | 14-14 | Mar.24 | at Portland | 99-87 | 36-33 |
| Dec.26 | at Dallas | 97-95 | 15-14 | Mar.25 | at Seattle | 109-133 | 36-34 |
| Dec.27 | at Houston | 101-111 | 15-15 | Mar.27 | at Phoenix | 85-89 | 36-35 |
| Dec.29 | at New Jersey | 91-99 | 15-16 | Mar.29 | at L.A. Lakers | 89-116 | 36-36 |
| Dec.31 | Toronto | 118-91 | 16-16 | Apr.1 | Philadelphia | 91-112 | 36-37 |
| Jan. 2 | Indiana | 81-99 | 16-17 | Apr.3 | Toronto | 120-112 | 37-37 |
| Jan. 4 | Phoenix | 109-99 | 17-17 | Apr.5 | Orlando | 88-85 | 38-37 |
| Jan. 5 | at New York | 113-106 | 18-17 | Apr. 7 | at Chicago | 85-103 | 38-38 |
| Jan. 7 | Boston | 110-108 | 19-17 | Apr. 9 | Detroit | 83-102 | 38-39 |
| Jan. 9 | at Atlanta | 77-82 | 19-18 | Apr.12 | Atlanta | 81-91 | 38-40 |
| Jan.11 | Atlanta | 102-107* | 19-19 | Apr.14 | at New York | 104-102 | 39-40 |
| Jan.14 | San Antonio | 79-89 | 19-20 | Apr.15 | Cleveland | 101-93 | 40-40 |
| Jan.16 | Vancouver | 112-110 | 20-20 | Apr.17 | at Miami | 97-89 | 41-40 |
| Jan.17 | L.A. Clippers | 108-99 | 21-20 | Apr.18 | Boston | 112-95 | 42-40 |

* Overtime (U) US Airways Arena



1998-99 WASHINGTON WIZARDS

FINAL STATISTICS

COACH: **Bernie Bickerstaff (13-19); Jim Brovelli (5-13)**

| Player | G | MIN | TOTALS | | | 3-PT. | | FREE THROWS | | | REBOUNDS | | | PF-DG | ST | TO | BL | PTS | AVG | | |
|---------------|-----------|--------------|-------------|-------------|-------------|------------|------------|-------------|------------|-------------|-------------|------------|-------------|-------------|-------------|----------------|------------|------------|------------|-------------|-------------|
| | | | FG | FGA | PCT | M | A | PCT | FT | FTA | PCT | OR | DR | | | | | | | TO | AST |
| Richmond | 50 | 1912 | 331 | 803 | .412 | 70 | 221 | .317 | 251 | 293 | .857 | 30 | 142 | 172 | 122 | 121-1 | 64 | 136 | 10 | 983 | 19.7 |
| Howard | 36 | 1430 | 286 | 604 | .474 | 0 | 3 | .000 | 110 | 146 | .753 | 90 | 203 | 293 | 107 | 130-1 | 42 | 95 | 14 | 682 | 18.9 |
| Strickland | 44 | 1632 | 251 | 603 | .416 | 12 | 42 | .286 | 176 | 236 | .746 | 56 | 100 | 156 | 434 | 91-0 | 76 | 142 | 5 | 690 | 15.7 |
| Thorpe | 49 | 1539 | 240 | 440 | .545 | 0 | 2 | .000 | 74 | 106 | .698 | 96 | 238 | 334 | 101 | 196-9 | 42 | 88 | 19 | 554 | 11.3 |
| Cheaney | 50 | 1266 | 172 | 415 | .414 | 8 | 37 | .216 | 33 | 67 | .493 | 33 | 108 | 141 | 73 | 146-0 | 39 | 42 | 16 | 385 | 7.7 |
| Murray | 36 | 653 | 83 | 237 | .350 | 33 | 103 | .320 | 34 | 42 | .810 | 18 | 63 | 81 | 27 | 65-0 | 21 | 29 | 6 | 233 | 6.5 |
| Wallace | 46 | 1231 | 115 | 199 | .578 | 0 | 0 | .000 | 47 | 132 | .356 | 137 | 247 | 384 | 18 | 111-0 | 50 | 36 | 90 | 277 | 6.0 |
| Whitney | 39 | 441 | 64 | 156 | .410 | 32 | 95 | .337 | 27 | 31 | .871 | 8 | 39 | 47 | 69 | 49-0 | 18 | 36 | 2 | 187 | 4.8 |
| Jackson | 27 | 271 | 46 | 108 | .426 | 1 | 7 | .143 | 21 | 32 | .656 | 30 | 24 | 54 | 8 | 29-0 | 3 | 26 | 11 | 114 | 4.2 |
| Legler | 30 | 377 | 51 | 115 | .443 | 14 | 35 | .400 | 3 | 6 | .500 | 8 | 32 | 40 | 21 | 42-0 | 4 | 114 | 3 | 119 | 4.0 |
| McInnis | 35 | 427 | 50 | 134 | .373 | 9 | 35 | .257 | 21 | 28 | .750 | 9 | 12 | 21 | 73 | 36-0 | 19 | 30 | 1 | 130 | 3.7 |
| Davis | 37 | 578 | 49 | 92 | .533 | 0 | 0 | .000 | 28 | 38 | .737 | 50 | 89 | 139 | 10 | 79-0 | 11 | 16 | 3 | 126 | 3.4 |
| White | 20 | 191 | 17 | 32 | .531 | 0 | 0 | .000 | 15 | 35 | .429 | 23 | 35 | 58 | 1 | 39-1 | 3 | 16 | 11 | 49 | 2.5 |
| Coker | 14 | 98 | 13 | 31 | .419 | 0 | 0 | .000 | 5 | 6 | .833 | 7 | 15 | 22 | 0 | 17-0 | 1 | 2 | 2 | 31 | 2.2 |
| Bohannon | 2 | 4 | 0 | 0 | .000 | 0 | 0 | .000 | 0 | 0 | .000 | 0 | 0 | 0 | 0 | 0-0 | 0 | 0 | 0 | 0 | 0.0 |
| Totals | 50 | 12050 | 1768 | 3969 | .445 | 179 | 580 | .309 | 845 | 1198 | .705 | 595 | 1403 | 1998 | 1064 | 1151-12 | 393 | 736 | 193 | 4650 | 91.2 |
| Opponents | 50 | 12050 | 1705 | 3826 | .446 | 218 | 619 | .352 | 1044 | 1418 | .736 | 617 | 1517 | 2134 | 1079 | 1087-8 | 402 | 792 | 212 | 4672 | 93.4 |

GAME-BY-GAME RESULTS

RECORD: **18-32** HOME: **13-12** ROAD: **5-20**

| Date | Opponent | Score | Record | Date | Opponent | Score | Record |
|--------|-----------------|---------|--------|--------|-----------------|---------|--------|
| Feb. 5 | at Indiana | 81-96 | 0-1 | Mar.24 | at Seattle | 96-92 | 11-15 |
| Feb. 6 | Toronto | 98-97 | 1-1 | Mar.26 | at Golden State | 96-100 | 11-16 |
| Feb. 8 | at Detroit | 103-106 | 1-2 | Mar.27 | at Denver | 112-100 | 12-16 |
| Feb.10 | at New York | 88-101 | 1-3 | Mar.30 | at Milwaukee | 105-107 | 12-17 |
| Feb.17 | at Orlando | 85-96 | 1-4 | Mar.31 | Orlando | 84-73 | 13-17 |
| Feb.18 | at Toronto | 95-88 | 2-4 | Apr. 3 | at Toronto | 85-87 | 13-18 |
| Feb.19 | Chicago | 93-91 | 3-4 | Apr. 4 | Miami | 79-90 | 13-19 |
| Feb.21 | Boston | 86-75 | 4-4 | Apr. 6 | New Jersey | 93-97 | 13-20 |
| Feb.23 | Miami | 80-96 | 4-5 | Apr. 7 | at Boston | 87-108 | 13-21 |
| Feb.25 | Sacramento | 105-115 | 4-6 | Apr. 9 | at Charlotte | 88-90 | 13-22 |
| Feb.27 | Portland | 81-82 | 4-7 | Apr.11 | Philadelphia | 105-98 | 14-22 |
| Mar. 1 | Philadelphia | 91-104 | 4-8 | Apr.13 | at Cleveland | 77-86 | 14-23 |
| Mar. 2 | at Atlanta | 97-77 | 5-8 | Apr.14 | New York | 95-89* | 15-23 |
| Mar. 3 | Indiana | 95-106 | 5-9 | Apr.16 | Chicago | 87-70 | 16-23 |
| Mar. 5 | Charlotte | 86-85 | 6-9 | Apr.18 | Boston | 98-101 | 16-24 |
| Mar. 7 | at Philadelphia | 103-95 | 7-9 | Apr.20 | at Chicago | 77-83 | 16-25 |
| Mar. 8 | at Detroit | 71-75 | 7-10 | Apr.21 | Toronto | 91-107 | 16-26 |
| Mar.10 | Detroit | 97-87 | 8-10 | Apr.23 | Atlanta | 78-89 | 16-27 |
| Mar.11 | at New York | 86-98 | 8-11 | Apr.25 | at Boston | 84-113 | 16-28 |
| Mar.12 | Charlotte | 83-92 | 8-12 | Apr.26 | at Milwaukee | 91-99 | 16-29 |
| Mar.14 | Milwaukee | 98-86 | 9-12 | Apr.28 | at Orlando | 86-93 | 16-30 |
| Mar.16 | at Miami | 85-94 | 9-13 | Apr.29 | Cleveland | 97-86 | 17-30 |
| Mar.18 | Utah | 87-95 | 9-14 | May 1 | at New Jersey | 91-102 | 17-31 |
| Mar.20 | Cleveland | 113-83 | 10-14 | May 3 | New Jersey | 113-102 | 18-31 |
| Mar.22 | at Indiana | 86-90 | 10-15 | May 5 | at Atlanta | 92-100 | 18-32 |

* Overtime



1999-00 WASHINGTON WIZARDS

FINAL STATISTICS

COACH: Gar Heard (14-30), Darrell Walker (15-23)

| Player | G | MIN | TOTALS | | | 3-PT. | | | FREE THROWS | | | REBOUNDS | | | PF-DQ | ST | TO | BL | PTS | AVG | |
|---------------|-----------|--------------|-------------|-------------|-------------|------------|------------|-------------|-------------|-------------|-------------|-------------|-------------|-------------|-------------|----------------|------------|-------------|------------|-------------|-------------|
| | | | FGA | PCT | M | A | PCT | FT | FTA | PCT | OR | DR | TOT | AST | | | | | | | |
| Richmond | 74 | 2397 | 447 | 1049 | .426 | 93 | 241 | .386 | 298 | 340 | .876 | 37 | 176 | 213 | 185 | 191-2 | 110 | 154 | 13 | 1285 | 17.4 |
| Howard | 82 | 2909 | 509 | 1108 | .459 | 0 | 7 | .000 | 202 | 275 | .735 | 132 | 338 | 470 | 247 | 299-2 | 67 | 225 | 21 | 1220 | 14.9 |
| Strickland | 69 | 2188 | 327 | 762 | .429 | 1 | 21 | .048 | 214 | 305 | .702 | 73 | 186 | 259 | 519 | 147-1 | 94 | 187 | 18 | 869 | 12.6 |
| Murray | 80 | 1831 | 290 | 670 | .433 | 113 | 263 | .430 | 120 | 141 | .851 | 63 | 208 | 271 | 72 | 185-2 | 45 | 84 | 24 | 813 | 10.2 |
| Hamilton | 71 | 1373 | 254 | 605 | .420 | 28 | 77 | .364 | 103 | 133 | .774 | 38 | 91 | 129 | 108 | 142-2 | 28 | 84 | 6 | 639 | 9.0 |
| Whitney | 82 | 1627 | 217 | 521 | .417 | 96 | 255 | .376 | 112 | 132 | .848 | 20 | 114 | 134 | 313 | 166-1 | 55 | 107 | 5 | 642 | 7.8 |
| A. Williams | 81 | 1545 | 235 | 450 | .522 | 0 | 3 | .000 | 146 | 201 | .726 | 159 | 250 | 409 | 58 | 234-3 | 41 | 80 | 92 | 616 | 7.6 |
| White | 80 | 1537 | 228 | 450 | .507 | 0 | 0 | --- | 113 | 211 | .536 | 202 | 351 | 553 | 15 | 234-2 | 31 | 94 | 83 | 569 | 7.1 |
| Austin | 59 | 1173 | 151 | 352 | .429 | 1 | 4 | .250 | 94 | 137 | .686 | 64 | 218 | 282 | 74 | 128-0 | 17 | 107 | 38 | 397 | 6.7 |
| Smith | 46 | 1145 | 108 | 192 | .563 | 0 | 1 | .000 | 73 | 101 | .723 | 121 | 210 | 331 | 56 | 127-0 | 27 | 45 | 23 | 289 | 6.3 |
| King | 62 | 1060 | 139 | 277 | .502 | 0 | 0 | --- | 49 | 66 | .742 | 84 | 166 | 250 | 49 | 132-1 | 34 | 41 | 15 | 327 | 5.3 |
| Booth | 11 | 143 | 16 | 46 | .348 | 0 | 0 | --- | 10 | 14 | .714 | 15 | 17 | 32 | 7 | 23-0 | 3 | 6 | 14 | 42 | 3.8 |
| Reed | 17 | 333 | 44 | 78 | .564 | 0 | 0 | --- | 21 | 28 | .750 | 26 | 51 | 77 | 10 | 73-4 | 19 | 12 | 19 | 109 | 6.4 |
| L. Williams | 8 | 76 | 7 | 9 | .778 | 0 | 0 | --- | 0 | 0 | --- | 12 | 13 | 25 | 1 | 13-0 | 3 | 3 | 6 | 14 | 1.8 |
| Profit | 33 | 225 | 21 | 59 | .356 | 3 | 17 | .176 | 4 | 10 | .400 | 2 | 24 | 26 | 25 | 26-0 | 7 | 19 | 4 | 49 | 1.5 |
| Jordan | 36 | 243 | 17 | 53 | .321 | 0 | 1 | .000 | 7 | 13 | .538 | 16 | 25 | 41 | 32 | 29-0 | 12 | 19 | 2 | 41 | 1.1 |
| Totals | 82 | 19805 | 3010 | 6681 | .451 | 335 | 890 | .376 | 1566 | 2107 | .743 | 1064 | 2438 | 3502 | 1771 | 2149-20 | 593 | 1320 | 383 | 7921 | 96.6 |
| Opponents | 82 | 19805 | 3005 | 6547 | .459 | 390 | 1052 | .371 | 1790 | 2405 | .744 | 962 | 2418 | 3380 | 1793 | 1967-17 | 686 | 1225 | 503 | 8190 | 99.9 |

GAME-BY-GAME RESULTS

RECORD: 29-53 HOME: 17-24 ROAD: 12-29

| Date | Opponent | Score | Record | Date | Opponent | Score | Record |
|---------|-----------------|-----------|--------|---------|------------------|----------|--------|
| Nov. 2 | Atlanta | 94-87 | 1-0 | Jan. 22 | at Atlanta | 93-111 | 13-29 |
| Nov. 3 | at Boston | 101-112 | 1-1 | Jan. 26 | at Toronto | 105-120 | 13-30 |
| Nov. 6 | Orlando | 104-107 | 1-2 | Jan. 29 | Cleveland | 103-98 | 14-30 |
| Nov. 7 | at New Jersey | 87-112 | 1-3 | Feb. 1 | at Cleveland | 108-112 | 14-31 |
| Nov. 10 | Seattle | 95-109 | 1-4 | Feb. 2 | Minnesota | 103-93 | 15-31 |
| Nov. 12 | Miami | 95-104 | 1-5 | Feb. 4 | at Miami | 92-99 | 15-32 |
| Nov. 13 | at Indiana | 83-105 | 1-6 | Feb. 5 | Charlotte | 102-110 | 15-33 |
| Nov. 16 | at Philadelphia | 73-95 | 1-7 | Feb. 9 | at Orlando | 96-107 | 15-34 |
| Nov. 18 | Toronto | 92-81 | 2-7 | Feb. 15 | at Seattle | 85-114 | 15-35 |
| Nov. 20 | L.A. Clippers | 89-98 | 2-8 | Feb. 16 | at Vancouver | 87-92 | 15-36 |
| Nov. 23 | Vancouver | 89-87 | 3-8 | Feb. 18 | at Portland | 89-93 | 15-37 |
| Nov. 24 | at Philadelphia | 101-93 | 4-8 | Feb. 20 | at Golden State | 103-112 | 15-38 |
| Nov. 26 | at Charlotte | 85-118 | 4-9 | Feb. 22 | Milwaukee | 126-101 | 16-38 |
| Nov. 27 | at Miami | 86-89 | 4-10 | Feb. 24 | Phoenix | 83-92 | 16-39 |
| Nov. 30 | at New Jersey | 85-78 | 5-10 | Feb. 26 | Miami | 88-98 | 16-40 |
| Dec. 1 | Cleveland | 108-111 | 5-11 | Mar. 1 | at Atlanta | 102-83 | 17-40 |
| Dec. 3 | at Toronto | 93-95 | 5-12 | Mar. 2 | Philadelphia | 84-87 | 17-41 |
| Dec. 4 | Sacramento | 104-114 | 5-13 | Mar. 4 | Detroit | 100-94 | 18-41 |
| Dec. 6 | at Utah | 96-102 | 5-14 | Mar. 6 | Orlando | 85-87 | 18-42 |
| Dec. 7 | at L.A. Lakers | 80-91 | 5-15 | Mar. 7 | at Minnesota | 90-86 | 19-42 |
| Dec. 9 | at Phoenix | 85-89 | 5-16 | Mar. 8 | New York | 118-113* | 20-42 |
| Dec. 11 | at San Antonio | 99-89 | 6-16 | Mar. 10 | San Antonio | 99-106* | 20-43 |
| Dec. 14 | Utah | 80-101 | 6-17 | Mar. 12 | Portland | 86-102 | 20-44 |
| Dec. 16 | New Jersey | 108-104 | 7-17 | Mar. 14 | at Orlando | 98-107 | 20-45 |
| Dec. 18 | at New York | 95-83 | 8-17 | Mar. 16 | L.A. Lakers | 109-102 | 21-45 |
| Dec. 21 | at Detroit | 97-83 | 9-17 | Mar. 18 | Chicago | 101-88 | 22-45 |
| Dec. 23 | at Houston | 89-105 | 9-18 | Mar. 20 | at L.A. Clippers | 105-93 | 23-45 |
| Dec. 26 | Houston | 103-92 | 10-18 | Mar. 21 | at Sacramento | 86-98 | 23-46 |
| Dec. 29 | at Cleveland | 94-96 | 10-19 | Mar. 23 | at Denver | 100-86 | 24-46 |
| Dec. 30 | New York | 86-89 | 10-20 | Mar. 25 | at Dallas | 93-86 | 25-46 |
| Jan. 3 | Golden State | 99-87 | 11-20 | Mar. 29 | Denver | 93-101 | 25-47 |
| Jan. 5 | at Chicago | 66-77 | 11-21 | Mar. 31 | at Boston | 104-102 | 26-47 |
| Jan. 7 | Chicago | 103-110 | 11-22 | Apr. 4 | New Jersey | 102-93 | 27-47 |
| Jan. 8 | at Milwaukee | 129-130** | 11-23 | Apr. 6 | at New York | 92-101 | 27-48 |
| Jan. 11 | Toronto | 117-89 | 12-23 | Apr. 8 | Atlanta | 108-98 | 28-48 |
| Jan. 12 | at Indiana | 102-117 | 12-24 | Apr. 10 | Charlotte | 105-107 | 28-49 |
| Jan. 14 | at Detroit | 98-105 | 12-25 | Apr. 12 | at Philadelphia | 84-93 | 28-50 |
| Jan. 15 | Detroit | 107-112 | 12-26 | Apr. 13 | at Chicago | 109-103 | 29-50 |
| Jan. 17 | Boston | 101-105 | 12-27 | Apr. 15 | Milwaukee | 116-120* | 29-51 |
| Jan. 19 | Dallas | 86-104 | 12-28 | Apr. 18 | Boston | 81-114 | 29-52 |
| Jan. 21 | Indiana | 123-113 | 13-28 | Apr. 19 | at Milwaukee | 105-110 | 29-53 |

* Overtime ** Double Overtime



2000-01 WASHINGTON WIZARDS

FINAL STATISTICS

COACH: Leonard Hamilton

| Player | TOTALS | | | | | 3-PT. | | FREE THROWS | | | REBOUNDS | | | AST | PF-DG | ST | TO | BL | PTS | AVG | |
|------------|--------|-------|------|------|------|-------|------|-------------|------|------|----------|------|------|------|-------|---------|-----|------|-----|------|------|
| | G | MIN | FG | FGA | PCT | M | A | PCT | FT | FTA | PCT | OR | DR | | | | | | | | TOT |
| Howard | 54-54 | 1981 | 392 | 827 | .474 | 0 | 0 | .000 | 197 | 256 | .770 | 121 | 258 | 379 | 154 | 186-1 | 46 | 169 | 21 | 981 | 18.2 |
| Hamilton | 78-42 | 2519 | 547 | 1249 | .438 | 40 | 146 | .274 | 247 | 319 | .868 | 75 | 163 | 238 | 224 | 203-2 | 75 | 20 | 10 | 1411 | 18.1 |
| Richmond | 37-30 | 1216 | 205 | 504 | .407 | 45 | 133 | .338 | 143 | 160 | .894 | 15 | 94 | 109 | 111 | 86-0 | 43 | 84 | 7 | 598 | 16.2 |
| Strickland | 33-28 | 1020 | 290 | 670 | .433 | 113 | 263 | .430 | 120 | 141 | .851 | 63 | 208 | 271 | 72 | 185-2 | 45 | 84 | 24 | 813 | 10.2 |
| Alexander | 65-24 | 1382 | 239 | 573 | .417 | 17 | 46 | .370 | 123 | 150 | .820 | 42 | 101 | 143 | 62 | 139-1 | 45 | 75 | 5 | 618 | 9.5 |
| Whitney | 59-31 | 1532 | 182 | 470 | .387 | 93 | 248 | .375 | 101 | 113 | .894 | 12 | 94 | 106 | 248 | 150-5 | 55 | 103 | 3 | 558 | 9.5 |
| Laettner | 78-48 | 1663 | 277 | 551 | .503 | 4 | 13 | .308 | 170 | 204 | .833 | 118 | 247 | 365 | 124 | 242-1 | 71 | 137 | 46 | 728 | 9.3 |
| White | 68-56 | 1609 | 203 | 408 | .498 | 0 | 1 | .000 | 177 | 312 | .567 | 178 | 343 | 521 | 20 | 211-3 | 32 | 136 | 111 | 583 | 8.6 |
| Nesby | 62-34 | 1556 | 189 | 530 | .357 | 49 | 180 | .272 | 85 | 106 | .802 | 51 | 122 | 173 | 76 | 155-1 | 51 | 65 | 20 | 512 | 8.3 |
| Lopez | 47-38 | 1108 | 142 | 326 | .436 | 6 | 29 | .207 | 90 | 123 | .732 | 30 | 130 | 160 | 73 | 110-0 | 41 | 56 | 18 | 380 | 8.1 |
| Davis | 66-18 | 1692 | 196 | 433 | .453 | 78 | 171 | .456 | 54 | 62 | .871 | 28 | 111 | 139 | 110 | 121-0 | 35 | 81 | 1 | 524 | 7.9 |
| Vanterpool | 22-0 | 411 | 46 | 110 | .418 | 0 | 6 | .000 | 30 | 50 | .600 | 15 | 22 | 37 | 66 | 44-0 | 23 | 37 | 3 | 122 | 5.5 |
| King | 45-3 | 706 | 90 | 176 | .511 | 0 | 0 | .000 | 36 | 45 | .800 | 39 | 90 | 129 | 31 | 94-2 | 14 | 47 | 11 | 216 | 4.8 |
| Booth | 40-22 | 640 | 74 | 168 | .440 | 0 | 0 | .000 | 33 | 45 | .733 | 53 | 121 | 174 | 23 | 91-1 | 17 | 36 | 81 | 181 | 4.5 |
| Profit | 35-12 | 605 | 56 | 142 | .394 | 7 | 26 | .269 | 33 | 45 | .733 | 18 | 46 | 64 | 89 | 43-0 | 36 | 46 | 11 | 152 | 4.3 |
| Mic. Smith | 79-29 | 1610 | 106 | 218 | .486 | 0 | 1 | .000 | 89 | 154 | .578 | 172 | 390 | 562 | 101 | 156-0 | 57 | 62 | 37 | 301 | 3.8 |
| Parks | 13-0 | 178 | 18 | 38 | .474 | 0 | 0 | .000 | 12 | 17 | .706 | 13 | 27 | 40 | 7 | 20-0 | 6 | 10 | 11 | 48 | 3.7 |
| Jones | 45-1 | 638 | 60 | 153 | .392 | 1 | 6 | .167 | 41 | 55 | .745 | 83 | 137 | 220 | 31 | 95-0 | 19 | 21 | 8 | 162 | 3.6 |
| Ekezie | 29-0 | 273 | 32 | 77 | .416 | 0 | 0 | .000 | 37 | 53 | .698 | 31 | 45 | 76 | 9 | 46-0 | 5 | 14 | 5 | 101 | 3.5 |
| Vaught | 51-1 | 549 | 90 | 169 | .473 | 0 | 0 | .000 | 8 | 10 | .800 | 51 | 122 | 173 | 23 | 74-0 | 21 | 26 | 7 | 168 | 3.8 |
| Mik. Smith | 17-0 | 180 | 19 | 59 | .322 | 3 | 18 | .167 | 10 | 16 | .625 | 10 | 12 | 22 | 10 | 8-0 | 5 | 7 | 3 | 51 | 3.0 |
| Wizards | 82 | 19680 | 2833 | 6453 | .439 | 275 | 848 | .324 | 1704 | 2245 | .759 | 1016 | 2370 | 3386 | 1647 | 1913-15 | 630 | 1391 | 383 | 7645 | 93.2 |
| Opponents | 82 | 19680 | 3100 | 6596 | .470 | 433 | 1093 | .396 | 1559 | 2088 | .747 | 931 | 2410 | 3341 | 1902 | 1974-18 | 688 | 1230 | 511 | 8192 | 99.9 |

GAME-BY-GAME RESULTS

| Date | Opponent | Score | Record |
|--------|------------------|----------------|-------------|
| Oct 31 | at Orlando | 86-97 | 0-1 |
| Nov 1 | at Charlotte | 95-77 | 1-1 |
| Nov 3 | New York | 76-80 | 1-2 |
| Nov 4 | at Toronto | 96-103 | 1-3 |
| Nov 7 | at Chicago | 88-83 | 2-3 |
| Nov 8 | New Jersey | 86-102 | 2-4 |
| Nov 10 | Indiana | 74-86 | 2-5 |
| Nov 11 | at Cleveland | 73-86 | 2-6 |
| Nov 15 | at Boston | 109-116 | 2-7 |
| Nov 16 | San Antonio | 95-99 | 2-8 |
| Nov 18 | Boston | 109-89 | 3-8 |
| Nov 21 | Portland | 94-104 | 3-9 |
| Nov 24 | at Indiana | 87-89 | 3-10 |
| Nov 25 | Milwaukee | 107-100 | 4-10 |
| Nov 28 | Atlanta | 75-102 | 4-11 |
| Nov 29 | at Philadelphia | 87-93 | 4-12 |
| Dec 2 | Miami | 90-93 | 4-13 |
| Dec 3 | at Detroit | 87-93 | 4-14 |
| Dec 6 | L.A. Clippers | 88-93 | 4-15 |
| Dec 7 | at Minnesota | 88-105 | 4-16 |
| Dec 9 | at Milwaukee | 91-99 | 4-17 |
| Dec 13 | Philadelphia | 82-102 | 4-18 |
| Dec 15 | Charlotte | 89-103 | 4-19 |
| Dec 17 | at L.A. Clippers | 103-84 | 5-19 |
| Dec 19 | at Sacramento | 72-106 | 5-20 |
| Dec 20 | at Vancouver | 104-118 | 5-21 |
| Dec 22 | at Seattle | 87-107 | 5-22 |
| Dec 23 | at Portland | 70-87 | 5-23 |
| Dec 27 | New York | 82-89 | 5-24 |
| Dec 29 | at Miami | 91-98 | 5-25 |
| Dec 31 | Detroit | 110-96 | 6-25 |
| Jan 2 | Minnesota | 115-108 | 7-25 |
| Jan 4 | at Chicago | 96-98 | 7-26 |
| Jan 6 | Dallas | 85-103 | 7-27 |
| Jan 7 | at New York | 87-103 | 7-28 |
| Jan 9 | at Milwaukee | 95-99 | 7-29 |
| Jan 10 | Seattle | 101-104 | 7-30 |
| Jan 12 | Philadelphia | 82-86 | 7-31 |
| Jan 15 | Milwaukee | 95-101 | 7-32 |
| Jan 17 | at New Jersey | 89-108 | 7-33 |
| Jan 19 | at Toronto | 79-101 | 7-34 |

RECORD: 19-63
HOME: 12-29
ROAD: 7-34

| Date | Opponent | Score | Record |
|--------|-----------------|----------------|--------------|
| Jan 21 | Atlanta | 94-90 | 8-34 |
| Jan 23 | Charlotte | 97-95 | 9-34 |
| Jan 26 | at Atlanta | 106-99 | 10-34 |
| Jan 27 | Phoenix | 89-82 | 11-34 |
| Jan 29 | Cleveland | 95-89 | 12-34 |
| Jan 31 | Orlando | 96-100 | 12-35 |
| Feb 3 | Denver | 100-105 | 12-36 |
| Feb 7 | at Orlando | 98-107 | 12-37 |
| Feb 13 | at Houston | 89-99 | 12-38 |
| Feb 15 | at San Antonio | 78-102 | 12-39 |
| Feb 17 | at Dallas | 105-112 | 12-40 |
| Feb 18 | at Denver | 101-98 | 13-40 |
| Feb 20 | Vancouver | 104-116 | 13-41 |
| Feb 22 | Sacramento | 110-115 | 13-42 |
| Feb 24 | Toronto | 99-106 | 13-43 |
| Feb 25 | at New Jersey | 91-101 | 13-44 |
| Feb 27 | at Miami | 95-103 | 13-45 |
| Mar 2 | at Philadelphia | 102-107 | 13-46 |
| Mar 4 | Utah | 98-118 | 13-47 |
| Mar 7 | at Cleveland | 88-83 | 14-47 |
| Mar 9 | at Boston | 72-104 | 14-48 |
| Mar 10 | New Jersey | 107-101 | 15-48 |
| Mar 14 | Detroit | 103-96 | 16-48 |
| Mar 16 | L.A. Lakers | 89-101 | 16-49 |
| Mar 17 | at Charlotte | 93-95 | 16-50 |
| Mar 20 | at Phoenix | 91-105 | 16-51 |
| Mar 21 | at Golden State | 99-94 | 17-51 |
| Mar 23 | at L.A. Lakers | 91-104 | 17-52 |
| Mar 24 | at Utah | 93-119 | 17-53 |
| Mar 27 | Indiana | 102-110 | 17-54 |
| Mar 29 | Golden State | 116-110 | 18-54 |
| Mar 31 | Houston | 86-96 | 18-55 |
| Apr 4 | Miami | 84-86 | 18-56 |
| Apr 5 | at New York | 80-93 | 18-57 |
| Apr 7 | Boston | 100-102 | 18-58 |
| Apr 9 | at Indiana | 78-100 | 18-59 |
| Apr 11 | Chicago | 109-113 | 18-60 |
| Apr 13 | Orlando | 113-110 | 19-60 |
| Apr 15 | Cleveland | 89-106 | 19-61 |
| Apr 17 | at Atlanta | 119-122 | 19-62 |
| Apr 18 | Toronto | 92-98 | 19-63 |

* Overtime ** Double Overtime



2001-02 WASHINGTON WIZARDS

FINAL STATISTICS

COACH: Doug Collins

| Player | TOTALS | | | | 3-PT. | | | FREE THROWS | | | REBOUNDS | | | PF-DQ | ST | TO | BL | PTS | AVG | | |
|----------------|-----------|--------------|-------------|-------------|------------|------------|------------|-------------|-------------|-------------|-------------|-------------|-------------|-------------|-------------|----------------|------------|-------------|------------|-------------|-------------|
| | G | MIN | FG | PCT | M | A | PCT | FT | FTA | PCT | OR | DR | TOT | | | | | | | AST | |
| Jordan | 60 | 2093 | 551 | 1324 | 416 | 10 | 53 | 189 | 263 | 333 | .790 | 50 | 289 | 339 | 310 | 119-0 | 85 | 162 | 26 | 1375 | 22.9 |
| Hamilton | 63 | 2203 | 472 | 1084 | 435 | 16 | 42 | .381 | 300 | 337 | .890 | 73 | 143 | 216 | 171 | 136-0 | 38 | 132 | 14 | 1260 | 20.0 |
| Whitney | 82 | 2171 | 274 | 656 | 418 | 131 | 323 | 406 | 154 | 175 | .880 | 11 | 141 | 152 | 314 | 182-1 | 72 | 85 | 6 | 833 | 10.2 |
| Alexander | 56 | 1325 | 223 | 474 | 470 | 5 | 18 | .278 | 98 | 121 | .810 | 43 | 105 | 148 | 86 | 113-0 | 35 | 60 | 7 | 549 | 9.8 |
| Lue | 71 | 1458 | 222 | 520 | 427 | 63 | 141 | 447 | 48 | 63 | .762 | 14 | 108 | 122 | 246 | 120-2 | 49 | 96 | 0 | 555 | 7.8 |
| Davis | 51 | 1231 | 146 | 326 | 448 | 57 | 126 | 452 | 16 | 21 | .762 | 7 | 70 | 77 | 107 | 58-0 | 28 | 44 | 3 | 365 | 7.2 |
| Laettner | 57 | 1441 | 168 | 362 | 464 | 2 | 10 | 200 | 66 | 76 | .868 | 74 | 227 | 301 | 151 | 129-1 | 60 | 85 | 25 | 404 | 7.1 |
| Jones | 79 | 1920 | 222 | 508 | 437 | 4 | 11 | .364 | 106 | 130 | .815 | 233 | 345 | 578 | 127 | 209-4 | 50 | 88 | 19 | 554 | 7.0 |
| Nesby | 70 | 1498 | 183 | 421 | 435 | 13 | 47 | .277 | 64 | 93 | .688 | 105 | 213 | 318 | 91 | 164-1 | 61 | 49 | 22 | 443 | 6.3 |
| White | 71 | 1346 | 150 | 279 | 538 | 0 | 0 | .000 | 83 | 154 | .539 | 159 | 285 | 444 | 17 | 163-0 | 25 | 65 | 75 | 383 | 5.4 |
| Haywood | 62 | 1266 | 109 | 221 | 493 | 0 | 0 | .000 | 97 | 160 | .606 | 143 | 179 | 322 | 29 | 158-1 | 21 | 50 | 91 | 315 | 5.1 |
| Brown | 57 | 817 | 94 | 243 | .387 | 0 | 1 | .000 | 70 | 99 | .707 | 63 | 135 | 198 | 43 | 105-2 | 16 | 43 | 26 | 258 | 4.5 |
| Thomas | 47 | 618 | 81 | 151 | 536 | 0 | 0 | .000 | 41 | 74 | .554 | 55 | 125 | 181 | 6 | 76-0 | 17 | 26 | 35 | 203 | 4.3 |
| Simmons | 30 | 343 | 43 | 95 | 453 | 4 | 14 | .286 | 22 | 30 | .753 | 25 | 27 | 52 | 17 | 31-1 | 13 | 14 | 5 | 112 | 3.7 |
| Wizards | 82 | 19730 | 2938 | 6664 | 441 | 305 | 786 | 388 | 1428 | 1866 | .765 | 1055 | 2393 | 3428 | 1715 | 1763-13 | 570 | 1068 | 354 | 7609 | 92.8 |
| Opponents | 82 | 19730 | 2953 | 6534 | 452 | 422 | 1191 | 354 | 1396 | 1849 | .755 | 960 | 2376 | 3336 | 1818 | 1713-8 | 573 | 1095 | 414 | 7724 | 94.2 |

GAME-BY-GAME RESULTS

RECORD: 37-45 HOME: 22-19 ROAD: 15-26

| Date | Opponent | Score | Record | Date | Opponent | Score | Record |
|---------|-----------------|---------|--------|---------|------------------|---------|--------|
| Oct. 30 | at New York | 91-93 | 0-1 | Jan. 29 | Detroit | 86-89 | 21-21 |
| Nov. 1 | at Atlanta | 98-88 | 1-1 | Jan. 31 | at Cleveland | 93-92 | 22-21 |
| Nov. 3 | Philadelphia | 90-76 | 2-1 | Feb. 1 | Atlanta | 97-90 | 23-21 |
| Nov. 4 | at Detroit | 78-100 | 2-2 | Feb. 3 | Indiana | 109-89 | 24-21 |
| Nov. 7 | at Boston | 95-104 | 2-3 | Feb. 5 | Toronto | 99-94 | 25-21 |
| Nov. 9 | Golden State | 100-109 | 2-4 | Feb. 7 | Sacramento | 108-101 | 26-21 |
| Nov. 11 | Seattle | 84-99 | 2-5 | Feb. 12 | at L.A. Lakers | 94-103 | 26-22 |
| Nov. 14 | Milwaukee | 98-107 | 2-6 | Feb. 14 | at Sacramento | 93-109 | 26-23 |
| Nov. 16 | Utah | 92-101 | 2-7 | Feb. 15 | at Phoenix | 97-96 | 27-23 |
| Nov. 20 | Charlotte | 88-95 | 2-8 | Feb. 18 | Houston | 89-102 | 27-24 |
| Nov. 22 | at Indiana | 103-110 | 2-9 | Feb. 20 | at Detroit | 90-97 | 27-25 |
| Nov. 24 | Boston | 88-84* | 3-9 | Feb. 21 | New Jersey | 82-93 | 27-26 |
| Nov. 27 | at Cleveland | 75-94 | 3-10 | Feb. 23 | Miami | 95-97 | 27-27 |
| Nov. 28 | at Philadelphia | 94-87 | 4-10 | Feb. 24 | at Miami | 80-92 | 27-28 |
| Nov. 30 | at Miami | 84-75 | 5-10 | Feb. 27 | Portland | 101-105 | 27-29 |
| Dec. 1 | Orlando | 87-96 | 5-11 | Mar. 1 | at Chicago | 81-90 | 27-30 |
| Dec. 4 | at San Antonio | 88-103 | 5-12 | Mar. 3 | Orlando | 107-102 | 28-30 |
| Dec. 6 | at Houston | 85-82 | 6-12 | Mar. 5 | Chicago | 115-90 | 29-30 |
| Dec. 8 | at Dallas | 103-95 | 7-12 | Mar. 7 | Detroit | 92-95 | 29-31 |
| Dec. 11 | at Memphis | 91-81 | 8-12 | Mar. 8 | at Orlando | 96-99 | 29-32 |
| Dec. 12 | Miami | 82-80 | 9-12 | Mar. 10 | at Boston | 91-98 | 29-33 |
| Dec. 14 | New York | 96-80 | 10-12 | Mar. 11 | Boston | 99-104 | 29-34 |
| Dec. 16 | at Toronto | 93-88 | 11-12 | Mar. 13 | at L.A. Clippers | 75-96 | 29-35 |
| Dec. 19 | Atlanta | 103-76 | 12-12 | Mar. 15 | at Seattle | 103-98 | 30-35 |
| Dec. 21 | at Orlando | 93-75 | 13-12 | Mar. 16 | at Portland | 80-95 | 30-36 |
| Dec. 22 | at New York | 87-86 | 14-12 | Mar. 18 | at Golden State | 99-96 | 31-36 |
| Dec. 26 | at Charlotte | 93-99 | 14-13 | Mar. 20 | at Denver | 107-75 | 32-36 |
| Dec. 27 | at Indiana | 81-108 | 14-14 | Mar. 21 | at Utah | 79-94 | 32-37 |
| Dec. 29 | Charlotte | 107-90 | 15-14 | Mar. 24 | at Toronto | 91-92 | 32-38 |
| Dec. 31 | New Jersey | 98-76 | 16-14 | Mar. 29 | Milwaukee | 107-98 | 34-38 |
| Jan. 4 | Chicago | 89-83 | 17-14 | Mar. 31 | Dallas | 103-110 | 34-39 |
| Jan. 8 | L.A. Clippers | 96-88 | 18-14 | Apr. 2 | L.A. Lakers | 93-113 | 34-40 |
| Jan. 11 | at Milwaukee | 86-105 | 18-15 | Apr. 3 | at Milwaukee | 90-105 | 34-41 |
| Jan. 12 | Minnesota | 100-108 | 18-16 | Apr. 5 | at Charlotte | 91-97 | 34-42 |
| Jan. 15 | San Antonio | 91-96 | 18-17 | Apr. 6 | Memphis | 88-85 | 35-42 |
| Jan. 16 | at New Jersey | 67-111 | 18-18 | Apr. 9 | at New Jersey | 88-101 | 35-43 |
| Jan. 19 | at Chicago | 77-69 | 19-18 | Apr. 10 | Philadelphia | 90-77 | 36-43 |
| Jan. 21 | at Minnesota | 101-105 | 19-19 | Apr. 12 | at Philadelphia | 91-100 | 36-44 |
| Jan. 22 | Philadelphia | 84-91 | 19-20 | Apr. 14 | Indiana | 80-86 | 36-45 |
| Jan. 24 | Cleveland | 94-85 | 20-20 | Apr. 16 | New York | 116-112 | 37-45 |
| Jan. 26 | Phoenix | 112-102 | 21-20 | | | | |

* Overtime



2002-03 WASHINGTON WIZARDS

FINAL STATISTICS

COACH: Doug Collins

| Player | TOTALS | | | | 3-PT. | | FREE THROWS | | | REBOUNDS | | | | PF-DQ | ST | TO | BL | PTS | AVG | | |
|----------------|-----------|--------------|-------------|-------------|-------------|------------|-------------|-------------|-------------|-------------|-------------|------------|-------------|-------------|-------------|---------------|------------|-------------|------------|-------------|-------------|
| | G | MIN | FG | FGA | PCT | M | A | PCT | FT | FTA | PCT | OR | DR | | | | | | | TOT | AST |
| Stackhouse | 70 | 2747 | 491 | 1201 | .409 | 71 | 245 | .290 | 455 | 518 | .878 | 61 | 197 | 258 | 316 | 130-1 | 65 | 193 | 28 | 1508 | 21.5 |
| Jordan | 82 | 3031 | 679 | 1527 | .445 | 16 | 55 | .291 | 266 | 324 | .821 | 71 | 426 | 497 | 311 | 171-1 | 123 | 173 | 39 | 1640 | 20.0 |
| Hughes | 67 | 2137 | 346 | 741 | .467 | 29 | 79 | .367 | 136 | 186 | .731 | 67 | 241 | 308 | 205 | 149-1 | 86 | 136 | 24 | 857 | 12.8 |
| Lue | 75 | 1986 | 248 | 573 | .433 | 60 | 176 | .341 | 91 | 104 | .875 | 22 | 127 | 149 | 263 | 151-0 | 47 | 77 | 1 | 647 | 8.6 |
| Laettner | 76 | 2215 | 255 | 516 | .494 | 2 | 16 | .125 | 120 | 144 | .833 | 114 | 388 | 502 | 235 | 206-0 | 82 | 87 | 40 | 632 | 8.3 |
| Brown | 80 | 1773 | 224 | 502 | .446 | 0 | 3 | .000 | 145 | 217 | .668 | 128 | 298 | 426 | 58 | 159-1 | 50 | 110 | 80 | 593 | 7.4 |
| Dixon | 42 | 647 | 104 | 271 | .384 | 25 | 84 | .298 | 37 | 46 | .804 | 13 | 59 | 72 | 40 | 54-0 | 26 | 42 | 3 | 270 | 6.4 |
| Haywood | 81 | 1930 | 173 | 339 | .510 | 0 | 0 | .000 | 155 | 245 | .633 | 192 | 212 | 404 | 29 | 225-3 | 32 | 65 | 119 | 501 | 6.2 |
| Thomas | 38 | 513 | 61 | 124 | .492 | 0 | 0 | .000 | 60 | 94 | .638 | 70 | 95 | 165 | 3 | 66-0 | 8 | 33 | 23 | 182 | 4.8 |
| Russell | 70 | 1388 | 108 | 306 | .353 | 46 | 140 | .329 | 53 | 69 | .768 | 43 | 165 | 208 | 72 | 130-1 | 70 | 55 | 7 | 315 | 4.5 |
| White | 16 | 230 | 25 | 53 | .472 | 0 | 0 | .000 | 17 | 25 | .680 | 37 | 36 | 73 | 2 | 33-1 | 1 | 9 | 12 | 67 | 4.2 |
| Jeffries | 20 | 292 | 30 | 63 | .476 | 3 | 6 | .500 | 16 | 29 | .552 | 26 | 32 | 58 | 16 | 28-0 | 8 | 21 | 5 | 79 | 4.0 |
| Simmons | 36 | 378 | 44 | 112 | .393 | 0 | 5 | .000 | 32 | 35 | .914 | 33 | 44 | 77 | 20 | 51-0 | 10 | 8 | 3 | 120 | 3.3 |
| Oakley | 42 | 514 | 23 | 55 | .418 | 0 | 0 | .000 | 28 | 34 | .824 | 37 | 70 | 107 | 40 | 90-0 | 13 | 21 | 6 | 74 | 1.8 |
| Goldwire | 15 | 85 | 9 | 25 | .360 | 3 | 9 | .333 | 4 | 7 | .571 | 0 | 6 | 6 | 4 | 6-0 | 3 | 6 | 0 | 25 | 1.7 |
| Cardinal | 5 | 15 | 1 | 4 | .250 | 0 | 1 | .000 | 2 | 2 | 1.000 | 3 | 2 | 5 | 1 | 0-0 | 0 | 1 | 0 | 4 | 0.8 |
| Wizards | 82 | 19830 | 2816 | 6394 | .440 | 253 | 811 | .312 | 1617 | 2077 | .779 | 917 | 2395 | 3312 | 1612 | 1644-9 | 621 | 1095 | 390 | 7502 | 91.5 |
| Opponents | 82 | 19830 | 2877 | 6507 | .442 | 449 | 1242 | .362 | 1382 | 1792 | .771 | 949 | 2447 | 3396 | 1776 | 1804-16 | 612 | 1171 | 358 | 7585 | 92.5 |

GAME-BY-GAME RESULTS

| Date | Opponent | Score | Record |
|----------------|---------------------|----------------|--------------|
| Oct. 30 | at Toronto | 68-74 | 0-1 |
| Oct. 31 | Boston | 114-69 | 1-1 |
| Nov. 2 | New Jersey | 79-87 | 1-2 |
| Nov. 5 | at Minnesota | 86-90 | 1-3 |
| Nov. 6 | Cleveland | 107-100 | 2-3 |
| Nov. 8 | L.A. Lakers | 100-99 | 3-3 |
| Nov. 9 | at Cleveland | 93-79 | 4-3 |
| Nov. 12 | Seattle | 95-101 | 4-4 |
| Nov. 14 | Utah | 105-102 | 5-4 |
| Nov. 16 | Miami | 95-65 | 6-4 |
| Nov. 17 | at Philadelphia | 84-100 | 6-5 |
| Nov. 22 | at Houston | 86-93 | 6-6 |
| Nov. 23 | at Memphis | 74-85 | 6-7 |
| Nov. 26 | Indiana | 84-88 | 6-8 |
| Nov. 29 | at Indiana | 84-100 | 6-9 |
| Nov. 30 | Philadelphia | 94-95 | 6-10 |
| Dec. 3 | Milwaukee | 103-78 | 7-10 |
| Dec. 4 | at Detroit | 88-83 | 8-10 |
| Dec. 6 | at Orlando | 78-88 | 8-11 |
| Dec. 7 | New York | 100-97 | 9-11 |
| Dec. 10 | Portland | 79-98 | 9-12 |
| Dec. 13 | at New Jersey | 65-79 | 9-13 |
| Dec. 15 | at Toronto | 95-82 | 10-13 |
| Dec. 17 | at Atlanta | 109-99 | 11-13 |
| Dec. 18 | Memphis | 118-100 | 12-13 |
| Dec. 21 | at San Antonio | 81-92 | 12-14 |
| Dec. 23 | at Dallas | 86-92 | 12-15 |
| Dec. 26 | Detroit | 82-87 | 12-16 |
| Dec. 28 | Atlanta | 84-76 | 13-16 |
| Dec. 30 | at Orlando | 95-112 | 13-17 |
| Dec. 31 | San Antonio | 105-103 | 14-17 |
| Jan. 2 | at Chicago | 107-82 | 15-17 |
| Jan. 4 | Indiana | 107-104 | 16-17 |
| Jan. 6 | at Boston | 100-95 | 17-17 |
| Jan. 8 | Chicago | 101-98 | 18-17 |
| Jan. 10 | Golden State | 99-104 | 18-18 |
| Jan. 11 | at New York | 89-84 | 19-18 |
| Jan. 14 | Toronto | 75-84 | 19-19 |
| Jan. 16 | Orlando | 108-93 | 20-19 |
| Jan. 18 | Philadelphia | 80-88 | 20-20 |
| Jan. 20 | Denver | 89-74 | 21-20 |

RECORD: 37-45 HOME: 24-17 ROAD: 13-28

| Date | Opponent | Score | Record |
|----------------|----------------------|----------------|--------------|
| Jan. 22 | at New Orleans | 91-103 | 21-21 |
| Jan. 24 | at Chicago | 97-104 | 21-22 |
| Jan. 25 | Minnesota | 89-97 | 21-23 |
| Jan. 27 | Phoenix | 98-93 | 22-23 |
| Jan. 29 | at New Jersey | 78-86 | 22-24 |
| Jan. 30 | at Milwaukee | 90-97 | 22-25 |
| Feb. 1 | New Orleans | 109-104 | 23-25 |
| Feb. 4 | Cleveland | 93-84 | 24-25 |
| Feb. 11 | at Sacramento | 80-89 | 24-26 |
| Feb. 12 | L.A. Clippers | 108-104 | 25-26 |
| Feb. 14 | at Utah | 77-109 | 25-27 |
| Feb. 19 | at New Orleans | 75-87 | 25-28 |
| Feb. 21 | New Jersey | 89-86 | 26-28 |
| Feb. 23 | Dallas | 101-106 | 26-29 |
| Feb. 25 | at Indiana | 83-78 | 27-29 |
| Feb. 27 | Houston | 100-98 | 28-29 |
| Mar. 1 | Chicago | 101-93 | 29-29 |
| Mar. 2 | at Miami | 83-93 | 29-30 |
| Mar. 4 | Toronto | 86-89 | 29-31 |
| Mar. 5 | L.A. Clippers | 99-80 | 30-31 |
| Mar. 7 | Milwaukee | 82-85 | 30-32 |
| Mar. 9 | at New York | 96-97 | 30-33 |
| Mar. 11 | Orlando | 106-105 | 31-33 |
| Mar. 14 | at Detroit | 80-90 | 31-34 |
| Mar. 15 | Miami | 89-82 | 32-34 |
| Mar. 18 | Detroit | 90-94 | 32-35 |
| Mar. 21 | at Phoenix | 83-109 | 32-36 |
| Mar. 23 | at Golden State | 107-113 | 32-37 |
| Mar. 25 | at Portland | 95-91 | 33-37 |
| Mar. 26 | at Seattle | 80-74 | 34-37 |
| Mar. 28 | at L.A. Lakers | 94-108 | 34-38 |
| Mar. 30 | at Denver | 72-88 | 34-39 |
| Apr. 2 | Sacramento | 99-105 | 34-40 |
| Apr. 3 | at Atlanta | 89-91 | 34-41 |
| Apr. 6 | at Boston | 99-98 | 35-41 |
| Apr. 8 | at Cleveland | 100-91 | 36-41 |
| Apr. 9 | Boston | 83-87 | 36-42 |
| Apr. 11 | at Miami | 91-87 | 37-42 |
| Apr. 12 | Atlanta | 100-101 | 37-43 |
| Apr. 14 | New York | 79-93 | 37-44 |
| Apr. 16 | at Philadelphia | 87-107 | 37-45 |



2003-04 WASHINGTON WIZARDS

FINAL STATISTICS

COACH: Eddie Jordan

| Player | TOTALS | | | | | 3-PT. | | | FREE THROWS | | | REBOUNDS | | | | PF-DG | ST | TO | BL | PTS | AVG |
|------------------|-----------|--------------|-------------|-------------|-------------|------------|-------------|-------------|-------------|-------------|-------------|-------------|-------------|-------------|----------------|----------------|-------------|-------------|-------------|-------------|-------------|
| | G | MIN | FG | FGA | PCT | M | A | PCT | FT | FTA | PCT | OR | DR | TOT | AST | | | | | | |
| Arenas | 55-52 | 2066 | 358 | 914 | .392 | 125 | 333 | .375 | 237 | 317 | .748 | 55 | 199 | 254 | 275 | 176-2 | 103 | 226 | 12 | 1078 | 19.6 |
| Hughes | 61-61 | 2061 | 401 | 1009 | .397 | 79 | 232 | .341 | 267 | 335 | .797 | 96 | 230 | 326 | 148 | 147-2 | 95 | 152 | 26 | 1148 | 18.8 |
| Stackhouse | 26-17 | 774 | 128 | 321 | .399 | 23 | 65 | .354 | 83 | 103 | .806 | 16 | 78 | 94 | 103 | 49-0 | 24 | 88 | 3 | 362 | 13.9 |
| Brown | 74-57 | 2239 | 288 | 589 | .489 | 1 | 2 | .500 | 228 | 334 | .683 | 178 | 372 | 550 | 112 | 144-0 | 66 | 140 | 52 | 805 | 10.9 |
| Hayes | 70-42 | 2044 | 278 | 695 | .400 | 40 | 131 | .305 | 77 | 98 | .786 | 71 | 193 | 264 | 106 | 157-1 | 71 | 110 | 11 | 673 | 9.6 |
| Dixon | 71-16 | 1478 | 247 | 637 | .388 | 59 | 198 | .298 | 111 | 139 | .799 | 30 | 118 | 148 | 137 | 111-1 | 82 | 104 | 4 | 664 | 9.4 |
| Thomas | 79-15 | 1901 | 257 | 526 | .489 | 0 | 0 | --- | 191 | 295 | .647 | 183 | 345 | 528 | 68 | 219-1 | 36 | 113 | 123 | 705 | 8.9 |
| Haywood | 77-59 | 1484 | 200 | 388 | .515 | 0 | 1 | .000 | 137 | 234 | .585 | 186 | 201 | 387 | 43 | 154-0 | 32 | 80 | 100 | 537 | 7.0 |
| Blake | 75-14 | 1392 | 157 | 407 | .386 | 75 | 202 | .371 | 55 | 67 | .821 | 18 | 99 | 117 | 209 | 100-0 | 57 | 128 | 7 | 444 | 5.9 |
| Laettner | 48-18 | 984 | 119 | 256 | .465 | 6 | 21 | .286 | 40 | 50 | .800 | 50 | 182 | 231 | 89 | 102-1 | 37 | 42 | 28 | 284 | 5.9 |
| Jeffries | 82-38 | 1913 | 177 | 469 | .377 | 5 | 30 | .167 | 105 | 171 | .614 | 180 | 244 | 424 | 93 | 212-3 | 48 | 107 | 28 | 464 | 5.7 |
| Knight | 32-12 | 598 | 58 | 138 | .420 | 1 | 5 | .200 | 19 | 27 | .704 | 11 | 50 | 61 | 102 | 50-0 | 52 | 44 | 0 | 136 | 4.3 |
| Baxter(TOT) | 62-5 | 766 | 103 | 209 | .493 | 1 | 3 | .333 | 44 | 76 | .579 | 64 | 123 | 187 | 20 | 123-3 | 17 | 38 | 29 | 251 | 4.0 |
| Baxter(WAS) | 12-0 | 132 | 16 | 32 | .500 | 0 | 1 | .000 | 9 | 12 | .750 | 11 | 20 | 31 | 5 | 23-0 | 2 | 5 | 5 | 41 | 3.4 |
| Butler | 41-4 | 552 | 54 | 124 | .435 | 11 | 30 | .367 | 15 | 24 | .625 | 24 | 47 | 71 | 32 | 54-0 | 22 | 24 | 4 | 134 | 3.3 |
| Whitney | 16-5 | 186 | 17 | 45 | .378 | 8 | 18 | .444 | 5 | 5 | 1.000 | 3 | 12 | 15 | 14 | 6-0 | 6 | 6 | 2 | 47 | 2.9 |
| Braggs(TOT) | 15-0 | 154 | 16 | 33 | .485 | 0 | 0 | --- | 8 | 12 | .667 | 18 | 21 | 39 | 7 | 29-0 | 4 | 13 | 2 | 40 | 2.7 |
| Braggs(WAS) | 4-0 | 22 | 3 | 5 | .600 | 0 | 0 | --- | 0 | 0 | --- | 3 | 2 | 5 | 1 | 8-0 | 0 | 1 | 0 | 6 | 1.5 |
| White | 1-0 | 4 | 0 | 1 | .000 | 0 | 0 | --- | 0 | 0 | --- | 0 | 0 | 0 | 0 | 0-0 | 0 | 1 | 1 | 0 | 0.0 |
| WIZARDS | 82 | 19830 | 2758 | 6556 | .421 | 433 | 1269 | .341 | 1579 | 2211 | .714 | 1115 | 2392 | 3507 | 1712-11 | 733 | 1439 | 406 | 7528 | 91.8 | |
| OPPONENTS | 82 | 19830 | 3061 | 6740 | .454 | 424 | 1238 | .342 | 1444 | 1874 | .771 | 1048 | 2520 | 3568 | 1966 | 1783-17 | 786 | 1321 | 448 | 7990 | 97.4 |

GAME-BY-GAME RESULTS

RECORD: 25-57

HOME: 17-24

ROAD: 8-33

| Date | Opponent | Score | Record |
|----------------|---------------------|------------------|--------------|
| Oct. 29 | at Chicago | 99-74 | 1-0 |
| Oct. 31 | at Toronto | 79-82 | 1-1 |
| Nov. 1 | New Jersey | 85-98 | 1-2 |
| Nov. 5 | Dallas | 100-90 | 2-2 |
| Nov. 7 | Toronto | 86-60 | 3-2 |
| Nov. 8 | at Cleveland | 98-111 | 3-3 |
| Nov. 11 | Philadelphia | 105-112 | 3-4 |
| Nov. 14 | at Miami | 101-105 * | 3-5 |
| Nov. 15 | San Antonio | 71-95 | 3-6 |
| Nov. 17 | at Atlanta | 106-97 | 4-6 |
| Nov. 19 | Cleveland | 106-95 | 5-6 |
| Nov. 21 | at Denver | 87-108 | 5-7 |
| Nov. 23 | at Seattle | 85-88 | 5-8 |
| Nov. 25 | at Portland | 81-80 | 6-8 |
| Nov. 26 | at L.A. Lakers | 99-120 | 6-9 |
| Nov. 29 | Detroit | 69-80 | 6-10 |
| Dec. 2 | at Dallas | 72-97 | 6-11 |
| Dec. 5 | at Memphis | 77-92 | 6-12 |
| Dec. 6 | at Milwaukee | 114-109 * | 7-12 |
| Dec. 9 | at Indiana | 79-93 | 7-13 |
| Dec. 10 | Orlando | 91-95 | 7-14 |
| Dec. 12 | Minnesota | 91-110 | 7-15 |
| Dec. 14 | at New York | 87-89 | 7-16 |
| Dec. 16 | Utah | 91-87 | 8-16 |
| Dec. 19 | at New Jersey | 87-97 | 8-17 |
| Dec. 23 | at Miami | 72-79 | 8-18 |
| Dec. 26 | Miami | 84-92 | 8-19 |
| Dec. 27 | at Chicago | 86-100 | 8-20 |
| Dec. 30 | Atlanta | 73-83 | 8-21 |
| Jan. 2 | Golden State | 97-79 | 9-21 |
| Jan. 4 | Milwaukee | 94-100 | 9-22 |
| Jan. 6 | at San Antonio | 72-94 | 9-23 |
| Jan. 7 | at New Orleans | 87-97 | 9-24 |
| Jan. 9 | at Orlando | 92-103 | 9-25 |
| Jan. 10 | Philadelphia | 94-87 | 10-25 |
| Jan. 13 | Houston | 80-93 | 10-26 |
| Jan. 14 | at New Jersey | 103-115 | 10-27 |
| Jan. 16 | at Detroit | 77-98 | 10-28 |
| Jan. 17 | Seattle | 99-84 | 11-28 |
| Jan. 19 | Chicago | 93-83 | 12-28 |
| Jan. 23 | at Boston | 89-100 | 12-29 |

| Date | Opponent | Score | Record |
|----------------|-------------------------|------------------|--------------|
| Jan. 24 | Indiana | 107-96 | 13-29 |
| Jan. 26 | Portland | 83-94 | 13-30 |
| Jan. 28 | Orlando | 100-104 | 13-31 |
| Jan. 30 | Phoenix | 105-100 | 14-31 |
| Feb. 1 | Cleveland | 100-104 | 14-32 |
| Feb. 4 | Memphis | 101-103 | 14-33 |
| Feb. 6 | L.A. Clippers | 112-100 | 15-33 |
| Feb. 7 | at Cleveland | 106-88 | 16-33 |
| Feb. 11 | at Philadelphia | 88-113 | 16-34 |
| Feb. 17 | at Houston | 81-107 | 16-35 |
| Feb. 18 | at New Orleans | 98-120 | 16-36 |
| Feb. 20 | Indiana | 87-96 | 16-37 |
| Feb. 22 | Milwaukee | 85-113 | 16-38 |
| Feb. 25 | at Toronto | 76-74 | 17-38 |
| Feb. 26 | Chicago | 95-87 | 18-38 |
| Feb. 28 | L.A. Lakers | 110-122 | 18-39 |
| Mar. 1 | New Orleans | 111-106 * | 19-39 |
| Mar. 3 | Toronto | 84-70 | 20-39 |
| Mar. 5 | at Boston | 90-94 | 20-40 |
| Mar. 7 | New York | 86-99 | 20-41 |
| Mar. 9 | Denver | 87-117 | 20-42 |
| Mar. 10 | at Orlando | 99-108 | 20-43 |
| Mar. 12 | at Atlanta | 124-138 | 20-44 |
| Mar. 13 | Boston | 102-111 | 20-45 |
| Mar. 16 | at New York | 110-114 * | 20-46 |
| Mar. 17 | Sacramento | 114-108 | 21-46 |
| Mar. 19 | Atlanta | 94-84 | 22-46 |
| Mar. 21 | Miami | 81-101 | 22-47 |
| Mar. 23 | at Utah | 77-85 | 22-48 |
| Mar. 25 | at L.A. Clippers | 103-94 | 23-48 |
| Mar. 26 | at Golden State | 78-99 | 23-49 |
| Mar. 28 | at Sacramento | 92-100 | 23-50 |
| Mar. 29 | at Phoenix | 95-101 | 23-51 |
| Mar. 31 | New Jersey | 99-103 * | 23-52 |
| Apr. 2 | at Minnesota | 73-91 | 23-53 |
| Apr. 4 | Boston | 112-102 | 24-53 |
| Apr. 7 | at Milwaukee | 107-116 | 24-54 |
| Apr. 9 | at Philadelphia | 83-80 | 25-54 |
| Apr. 10 | New York | 98-102 * | 25-55 |
| Apr. 12 | at Detroit | 79-101 | 25-56 |
| Apr. 14 | New Orleans | 78-94 | 25-57 |

* Overtime



2004-05 WASHINGTON WIZARDS

FINAL STATISTICS

COACH: Eddie Jordan

| Player | TOTALS | | | | | 3-PT. | | FREE THROWS | | | REBOUNDS | | | PF-DQ | ST | TO | BL | PTS | AVG | | |
|----------------|-----------|--------------|-------------|-------------|-------------|------------|-------------|-------------|-------------|-------------|-------------|-------------|-------------|-------------|-------------|----------------|------------|-------------|------------|-------------|--------------|
| | G | MIN | FG | FGA | PCT | M | A | PCT | FT | FTA | PCT | OR | DR | | | | | | | TOT | AST |
| Arenas | 80 | 3274 | 656 | 1523 | .431 | 205 | 562 | .365 | 521 | 640 | .814 | 83 | 295 | 378 | 411 | 245-1 | 139 | 242 | 23 | 2038 | 25.5 |
| Hughes | 61 | 2358 | 467 | 1086 | .430 | 59 | 209 | .282 | 352 | 453 | .777 | 74 | 308 | 382 | 285 | 168-0 | 176 | 153 | 18 | 1345 | 22.0 |
| Jamison | 68 | 2605 | 519 | 1189 | .437 | 71 | 208 | .341 | 225 | 296 | .760 | 160 | 359 | 519 | 154 | 151-1 | 55 | 118 | 16 | 1334 | 19.6 |
| Hayes | 54 | 1560 | 206 | 530 | .389 | 42 | 123 | .341 | 99 | 118 | .839 | 41 | 186 | 227 | 90 | 107-1 | 49 | 62 | 9 | 553 | 10.2 |
| Haywood | 68 | 1865 | 239 | 427 | .560 | 0 | 0 | --- | 159 | 261 | .609 | 202 | 262 | 464 | 57 | 218-6 | 52 | 96 | 114 | 637 | 9.4 |
| Dixon | 63 | 1054 | 186 | 447 | .416 | 48 | 147 | .327 | 87 | 97 | .897 | 32 | 87 | 119 | 111 | 98-0 | 43 | 68 | 4 | 507 | 8.0 |
| Thomas | 47 | 976 | 128 | 255 | .502 | 0 | 0 | --- | 76 | 144 | .528 | 85 | 159 | 244 | 20 | 133-2 | 17 | 50 | 51 | 332 | 7.1 |
| K.Brown | 42 | 908 | 109 | 237 | .460 | 0 | 0 | --- | 74 | 129 | .574 | 72 | 134 | 206 | 39 | 112-0 | 25 | 67 | 15 | 292 | 7.0 |
| Jeffries | 77 | 2007 | 203 | 434 | .468 | 16 | 51 | .314 | 101 | 173 | .584 | 152 | 222 | 374 | 151 | 206-1 | 66 | 114 | 35 | 523 | 6.8 |
| Blake | 44 | 648 | 61 | 186 | .328 | 36 | 93 | .387 | 33 | 41 | .805 | 18 | 53 | 71 | 69 | 47-0 | 13 | 39 | 0 | 191 | 4.3 |
| D.Brown | 14 | 152 | 23 | 62 | .371 | 4 | 11 | .364 | 4 | 9 | .444 | 10 | 18 | 28 | 14 | 17-0 | 1 | 15 | 6 | 54 | 3.9 |
| Peeler | 40 | 529 | 56 | 150 | .373 | 25 | 65 | .385 | 16 | 18 | .889 | 14 | 51 | 65 | 57 | 39-0 | 18 | 28 | 2 | 153 | 3.8 |
| Profit | 42 | 428 | 56 | 128 | .438 | 8 | 28 | .286 | 16 | 25 | .640 | 24 | 52 | 76 | 37 | 44-0 | 16 | 27 | 5 | 136 | 3.2 |
| Ramos | 6 | 20 | 5 | 10 | .500 | 0 | 0 | --- | 1 | 2 | .500 | 1 | 3 | 4 | 0 | 4-0 | 0 | 3 | 1 | 11 | 1.8 |
| Walker | 14 | 134 | 11 | 31 | .355 | 0 | 0 | --- | 2 | 3 | .667 | 8 | 10 | 18 | 4 | 25-2 | 3 | 8 | 7 | 24 | 1.7 |
| Ruffin | 79 | 1262 | 41 | 99 | .414 | 0 | 1 | .000 | 29 | 67 | .433 | 157 | 175 | 332 | 64 | 193-4 | 43 | 44 | 4 | 111 | 1.4 |
| WIZARDS | 82 | 19780 | 2966 | 6794 | .437 | 514 | 1498 | .343 | 1795 | 2476 | .725 | 1133 | 2374 | 3507 | 1563 | 1807-18 | 716 | 1172 | 347 | 8241 | 100.5 |
| OPPONENTS | 82 | 19780 | 3099 | 6748 | .459 | 521 | 1432 | .364 | 1549 | 2034 | .762 | 1017 | 2510 | 3527 | 1885 | 1995-21 | 586 | 1306 | 412 | 8268 | 100.8 |

GAME-BY-GAME RESULTS

RECORD: 45-37

HOME: 29-12

ROAD: 16-25

| Date | Opponent | Score | Record | Date | Opponent | Score | Record |
|---------|-----------------|----------|--------|---------|------------------|---------|--------|
| Nov. 3 | at Memphis | 103-91 | 1-0 | Jan. 28 | at Orlando | 101-108 | 26-16 |
| Nov. 4 | at Charlotte | 103-96 | 2-0 | Jan. 29 | Orlando | 97-103 | 26-17 |
| Nov. 6 | Miami | 106-118 | 2-1 | Feb. 1 | Detroit | 96-105 | 26-18 |
| Nov. 9 | at Miami | 93-103 | 2-2 | Feb. 4 | at Toronto | 100-103 | 26-19 |
| Nov. 10 | Orlando | 106-96 | 3-2 | Feb. 5 | Milwaukee | 112-94 | 27-19 |
| Nov. 13 | at Cleveland | 74-105 | 3-3 | Feb. 7 | Indiana | 108-104 | 28-19 |
| Nov. 14 | Dallas | 113-122 | 3-4 | Feb. 9 | San Antonio | 95-87 | 29-19 |
| Nov. 17 | Boston | 110-105* | 4-4 | Feb. 11 | L.A. Clippers | 94-91 | 30-19 |
| Nov. 20 | at New Jersey | 97-86 | 5-4 | Feb. 12 | at Detroit | 86-107 | 30-20 |
| Nov. 23 | Toronto | 102-86 | 6-4 | Feb. 14 | at New Orleans | 96-98 | 30-21 |
| Nov. 26 | at Philadelphia | 114-116* | 6-5 | Feb. 15 | at Houston | 93-123 | 30-22 |
| Nov. 28 | at Toronto | 114-109* | 7-5 | Feb. 23 | Memphis | 93-83 | 31-22 |
| Dec. 1 | New Jersey | 95-68 | 8-5 | Feb. 25 | at Chicago | 90-97 | 31-23 |
| Dec. 3 | at Atlanta | 114-90 | 9-5 | Feb. 27 | Sacramento | 108-110 | 31-24 |
| Dec. 4 | Chicago | 95-88 | 10-5 | Mar. 2 | Houston | 101-98 | 32-24 |
| Dec. 8 | Denver | 105-111 | 10-6 | Mar. 4 | Golden State | 90-103 | 32-25 |
| Dec. 10 | New York | 106-104 | 11-6 | Mar. 5 | at Charlotte | 86-84 | 33-25 |
| Dec. 12 | New Orleans | 88-69 | 12-6 | Mar. 8 | at New York | 83-93 | 33-26 |
| Dec. 13 | at Miami | 83-106 | 12-7 | Mar. 13 | at Boston | 101-105 | 33-27 |
| Dec. 15 | Miami | 93-98 | 12-8 | Mar. 14 | L.A. Lakers | 95-81 | 34-27 |
| Dec. 17 | at L.A. Lakers | 120-116* | 13-8 | Mar. 16 | at Atlanta | 122-93 | 35-27 |
| Dec. 18 | at Phoenix | 96-110 | 13-9 | Mar. 18 | at Milwaukee | 90-99 | 35-28 |
| Dec. 20 | at Golden State | 103-101 | 14-9 | Mar. 19 | Utah | 96-95 | 36-28 |
| Dec. 21 | at Sacramento | 93-104 | 14-10 | Mar. 22 | at Denver | 98-127 | 36-29 |
| Dec. 26 | at Minnesota | 74-109 | 14-11 | Mar. 24 | at Utah | 85-84 | 37-29 |
| Dec. 27 | Charlotte | 106-87 | 15-11 | Mar. 25 | at L.A. Clippers | 94-98 | 37-30 |
| Dec. 29 | Detroit | 105-107 | 15-12 | Mar. 27 | at Seattle | 95-94 | 38-30 |
| Dec. 31 | at Boston | 103-108 | 15-13 | Mar. 28 | at Portland | 114-106 | 39-30 |
| Jan. 2 | Atlanta | 104-101 | 16-13 | Mar. 30 | Atlanta | 102-99 | 40-30 |
| Jan. 4 | New Jersey | 112-88 | 17-13 | Apr. 1 | at Orlando | 111-102 | 41-30 |
| Jan. 6 | Seattle | 107-96 | 18-13 | Apr. 3 | Indiana | 76-79 | 41-31 |
| Jan. 8 | Minnesota | 117-114 | 19-13 | Apr. 5 | Boston | 108-116 | 41-32 |
| Jan. 12 | Portland | 104-100 | 20-13 | Apr. 6 | at Detroit | 93-105 | 41-33 |
| Jan. 14 | at Milwaukee | 105-103 | 21-13 | Apr. 8 | at Indiana | 83-93 | 41-34 |
| Jan. 15 | Phoenix | 108-103 | 22-13 | Apr. 9 | Philadelphia | 106-112 | 41-35 |
| Jan. 17 | at San Antonio | 73-101 | 22-14 | Apr. 11 | Milwaukee | 119-112 | 42-35 |
| Jan. 18 | at Dallas | 120-137 | 22-15 | Apr. 13 | Chicago | 93-82 | 43-35 |
| Jan. 21 | Toronto | 118-109 | 23-15 | Apr. 15 | Cleveland | 119-111 | 44-35 |
| Jan. 22 | at Indiana | 95-93 | 24-15 | Apr. 17 | Charlotte | 106-104 | 45-35 |
| Jan. 24 | at Cleveland | 106-97 | 25-15 | Apr. 19 | at New Jersey | 101-109 | 45-36 |
| Jan. 26 | Philadelphia | 117-107 | 26-15 | Apr. 20 | at New York | 105-113 | 45-37 |

* Overtime



2005-06 WASHINGTON WIZARDS

FINAL STATISTICS

COACH: Eddie Jordan

| Player | TOTALS | | | | | 3-PT. | | FREE THROWS | | | REBOUNDS | | | | ST | TO | BL | PTS | AVG | | | | |
|------------------|-----------|----------|--------------|-------------|-------------|-------------|------------|-------------|-------------|-------------|-------------|-------------|-------------|-------------|-------------|-------------|-------------|-----------|------------|-------------|------------|-------------|--------------|
| | G | GS | MIN | FG | FGA | PCT | M | A | PCT | FT | FTA | PCT | OR | DR | | | | | | TOT | AST | PF | DR |
| Arenas | 80 | 80 | 3384 | 746 | 1668 | .447 | 199 | 540 | .369 | 655 | 799 | .820 | 59 | 221 | 280 | 484 | 286 | 4 | 161 | 297 | 25 | 2346 | 29.3 |
| Jamison | 82 | 80 | 3288 | 660 | 1494 | .442 | 147 | 373 | .394 | 217 | 297 | .731 | 167 | 598 | 765 | 158 | 189 | 1 | 90 | 137 | 12 | 1684 | 20.5 |
| Butler | 75 | 54 | 2708 | 494 | 1086 | .455 | 41 | 120 | .342 | 289 | 332 | .870 | 114 | 352 | 466 | 186 | 238 | 4 | 127 | 175 | 18 | 1318 | 17.6 |
| Daniels | 80 | 17 | 2283 | 230 | 550 | .418 | 23 | 101 | .228 | 284 | 336 | .845 | 19 | 153 | 172 | 284 | 96 | 0 | 52 | 89 | 8 | 767 | 9.6 |
| Hayes | 21 | 13 | 516 | 77 | 183 | .421 | 17 | 47 | .362 | 25 | 30 | .833 | 19 | 57 | 76 | 27 | 38 | 0 | 16 | 22 | 1 | 196 | 9.3 |
| Haywood | 79 | 70 | 1879 | 222 | 432 | .514 | 0 | 0 | --- | 131 | 224 | .585 | 200 | 267 | 467 | 46 | 232 | 2 | 30 | 97 | 104 | 575 | 7.3 |
| Atkins | 28 | 2 | 552 | 66 | 174 | .379 | 33 | 92 | .359 | 22 | 31 | .710 | 12 | 33 | 45 | 69 | 58 | 1 | 14 | 30 | 0 | 187 | 6.7 |
| Jeffries | 77 | 77 | 1951 | 187 | 415 | .451 | 16 | 50 | .320 | 99 | 168 | .589 | 164 | 215 | 379 | 148 | 223 | 3 | 58 | 99 | 50 | 489 | 6.4 |
| E. Thomas | 71 | 9 | 1121 | 131 | 246 | .533 | 0 | 0 | --- | 75 | 125 | .600 | 99 | 180 | 279 | 14 | 148 | 2 | 20 | 51 | 68 | 337 | 4.7 |
| Taylor | 51 | 1 | 465 | 53 | 136 | .390 | 4 | 17 | .235 | 30 | 43 | .698 | 16 | 37 | 53 | 45 | 47 | 0 | 30 | 34 | 4 | 140 | 2.7 |
| Blatche | 29 | 0 | 175 | 26 | 67 | .388 | 3 | 13 | .231 | 10 | 12 | .833 | 12 | 26 | 38 | 10 | 36 | 0 | 5 | 12 | 7 | 65 | 2.2 |
| B. Thomas | 17 | 0 | 131 | 13 | 40 | .325 | 10 | 30 | .333 | 2 | 2 | 1.000 | 5 | 9 | 14 | 9 | 19 | 0 | 10 | 6 | 1 | 38 | 2.2 |
| Storey | 25 | 1 | 116 | 16 | 41 | .390 | 3 | 7 | .429 | 8 | 14 | .571 | 8 | 14 | 22 | 4 | 22 | 0 | 3 | 5 | 1 | 43 | 1.7 |
| Booth | 33 | 2 | 250 | 20 | 47 | .426 | 1 | 2 | .500 | 5 | 9 | .556 | 19 | 33 | 52 | 12 | 44 | 0 | 9 | 8 | 9 | 46 | 1.4 |
| Ruffin | 76 | 4 | 1010 | 34 | 77 | .442 | 0 | 2 | 0.000 | 37 | 74 | .500 | 122 | 149 | 271 | 27 | 179 | 1 | 33 | 38 | 31 | 105 | 1.4 |
| WIZARDS | 82 | - | 19830 | 2975 | 6656 | .447 | 497 | 1394 | .357 | 1889 | 2496 | .757 | 1035 | 2344 | 3379 | 1523 | 1855 | 18 | 658 | 1143 | 339 | 8336 | 101.7 |
| OPPONENTS | 82 | - | 19830 | 3014 | 6477 | .465 | 501 | 1379 | .363 | 1655 | 2222 | .745 | 964 | 2477 | 3441 | 1766 | 2075 | 26 | 537 | 1326 | 341 | 8184 | 99.8 |

GAME-BY-GAME RESULTS

RECORD: 42-40

HOME: 27-14

ROAD: 15-26

| Date | Opponent | Score | Record | Date | Opponent | Score | Record |
|--------|----------------|----------|--------|--------|------------------|----------|--------|
| Nov 2 | at Toronto | 99-96 | 1-0 | Jan 28 | Charlotte | 107-97 | 20-22 |
| Nov 4 | at New York | 86-75 | 2-0 | Jan 31 | Indiana | 84-79 | 21-22 |
| Nov 5 | Orlando | 87-79 | 3-0 | Feb 1 | at Toronto | 112-111 | 21-23 |
| Nov 9 | L.A. Clippers | 97-102 | 3-1 | Feb 4 | Atlanta | 98-85 | 22-23 |
| Nov 11 | Seattle | 137-96 | 4-1 | Feb 6 | Orlando | 94-82 | 23-23 |
| Nov 12 | San Antonio | 110-95 | 5-1 | Feb 8 | Golden State | 129-124 | 24-23 |
| Nov 15 | at Cleveland | 99-114 | 5-2 | Feb 10 | Cleveland | 101-89 | 25-23 |
| Nov 17 | at Minnesota | 98-109 | 5-3 | Feb 12 | Philadelphia | 107-97 | 26-23 |
| Nov 19 | at New Jersey | 83-89 | 5-4 | Feb 13 | at NO/Okla. City | 96-97 | 26-24 |
| Nov 22 | Denver | 105-108 | 5-5 | Feb 15 | at Dallas | 97-103 | 26-25 |
| Nov 23 | at Orlando | 83-91 | 5-6 | Feb 21 | Minnesota | 90-78 | 27-25 |
| Nov 25 | at Detroit | 120-114* | 6-6 | Feb 24 | at Cleveland | 102-94 | 28-25 |
| Nov 26 | at Charlotte | 82-100 | 6-7 | Feb 25 | New York | 110-89 | 29-25 |
| Nov 30 | Portland | 96-89 | 7-7 | Feb 27 | at Memphis | 98-108 | 29-26 |
| Dec 2 | Milwaukee | 102-105 | 7-8 | Mar 1 | Indiana | 93-99 | 29-27 |
| Dec 6 | Toronto | 119-111* | 8-8 | Mar 3 | at Philadelphia | 113-119 | 29-28 |
| Dec 8 | at Indiana | 87-111 | 8-9 | Mar 5 | Sacramento | 117-107 | 30-28 |
| Dec 10 | Chicago | 111-118 | 8-10 | Mar 7 | Boston | 115-116* | 30-29 |
| Dec 11 | at Miami | 101-104* | 8-11 | Mar 8 | at Miami | 112-118 | 30-30 |
| Dec 13 | New Jersey | 94-74 | 9-11 | Mar 11 | Detroit | 110-92 | 31-30 |
| Dec 16 | at L.A. Lakers | 91-97 | 9-12 | Mar 14 | at Charlotte | 119-114 | 32-30 |
| Dec 18 | at Portland | 92-97 | 9-13 | Mar 15 | Charlotte | 107-99 | 33-30 |
| Dec 19 | at Seattle | 101-111 | 9-14 | Mar 17 | Dallas | 94-104 | 33-31 |
| Dec 21 | at Denver | 116-110 | 10-14 | Mar 19 | Chicago | 113-104 | 34-31 |
| Dec 23 | at Phoenix | 112-111 | 11-14 | Mar 21 | New Jersey | 100-112 | 34-32 |
| Dec 26 | L.A. Lakers | 94-91 | 12-14 | Mar 23 | at Utah | 109-97 | 35-32 |
| Dec 28 | Phoenix | 99-104 | 12-15 | Mar 25 | at L.A. Clippers | 101-116 | 35-33 |
| Dec 30 | Miami | 113-128 | 12-16 | Mar 27 | at Golden State | 116-98 | 36-33 |
| Jan 3 | Houston | 111-123 | 12-17 | Mar 28 | at Sacramento | 97-84 | 37-33 |
| Jan 6 | at New York | 92-113 | 12-18 | Mar 31 | at Houston | 103-105 | 37-34 |
| Jan 7 | Boston | 103-102 | 13-18 | Apr 1 | at San Antonio | 99-106 | 37-35 |
| Jan 9 | Utah | 89-97 | 13-19 | Apr 4 | New York | 105-90 | 38-35 |
| Jan 11 | Atlanta | 103-72 | 14-19 | Apr 5 | at Boston | 108-91 | 39-35 |
| Jan 13 | at Indiana | 94-85 | 15-19 | Apr 7 | at Atlanta | 101-114 | 39-36 |
| Jan 14 | at Atlanta | 114-106* | 16-19 | Apr 8 | Miami | 86-99 | 39-37 |
| Jan 16 | Philadelphia | 104-76 | 17-19 | Apr 10 | at Philadelphia | 97-105 | 39-38 |
| Jan 18 | at Orlando | 98-106 | 17-20 | Apr 12 | at Milwaukee | 97-100 | 39-39 |
| Jan 20 | NO/Okla. City | 110-99 | 18-20 | Apr 14 | at Chicago | 101-103 | 39-40 |
| Jan 22 | Memphis | 82-93 | 18-21 | Apr 16 | Cleveland | 104-92 | 40-40 |
| Jan 25 | at Boston | 89-87 | 19-21 | Apr 18 | Milwaukee | 116-103 | 41-40 |
| Jan 27 | at Chicago | 79-90 | 19-22 | Apr 19 | at Detroit | 96-80 | 42-40 |

* Overtime ** Double Overtime



2006-07 WASHINGTON WIZARDS

FINAL STATISTICS

COACH: **Eddie Jordan**

| PLAYER | TOTALS | | | | | 3-PT. | | | FREE THROWS | | | REBOUNDS | | | | PTS | AVG | | | | | | |
|----------------|-----------|----------|--------------|-------------|-------------|-------------|------------|-------------|-------------|-------------|-------------|-------------|------------|-------------|-------------|-------------|-------------|-----------|------------|-------------|------------|-------------|--------------|
| | G | GS | MIN | FG | FOA | PCT | FG | FOA | PCT | FT | FITA | PCT | OFF | DEF | TOT | | | AST | PF | DR | STL | TO BLK | |
| Arenas | 74 | 73 | 2942 | 647 | 1548 | .418 | 205 | 584 | .351 | 606 | 718 | .844 | 61 | 277 | 338 | 443 | 249 | 1 | 139 | 236 | 13 | 2105 | 28.4 |
| Jamison | 70 | 70 | 2662 | 512 | 1139 | .450 | 138 | 379 | .364 | 226 | 307 | .736 | 134 | 428 | 562 | 136 | 194 | 2 | 80 | 104 | 36 | 1388 | 19.8 |
| Butler | 63 | 63 | 2474 | 451 | 975 | .463 | 18 | 72 | .250 | 283 | 328 | .863 | 147 | 320 | 467 | 233 | 188 | 0 | 134 | 181 | 17 | 1203 | 19.1 |
| Stevenson | 82 | 82 | 2419 | 347 | 753 | .461 | 74 | 183 | .404 | 152 | 216 | .704 | 55 | 161 | 216 | 218 | 155 | 0 | 65 | 119 | 19 | 920 | 11.2 |
| Songaila | 37 | 1 | 700 | 118 | 225 | .524 | 0 | 2 | .000 | 46 | 54 | .852 | 44 | 90 | 134 | 38 | 105 | 3 | 17 | 43 | 10 | 282 | 7.6 |
| Hayes | 81 | 17 | 1626 | 224 | 546 | .410 | 66 | 183 | .361 | 71 | 84 | .845 | 42 | 168 | 210 | 80 | 160 | 1 | 48 | 56 | 13 | 585 | 7.2 |
| Daniels | 80 | 8 | 1761 | 172 | 389 | .442 | 19 | 63 | .302 | 208 | 250 | .832 | 18 | 133 | 151 | 290 | 79 | 0 | 39 | 69 | 9 | 571 | 7.1 |
| Haywood | 77 | 49 | 1740 | 198 | 355 | .558 | 0 | 0 | --- | 115 | 210 | .548 | 195 | 282 | 477 | 47 | 208 | 3 | 34 | 90 | 88 | 511 | 6.6 |
| E. Thomas | 65 | 32 | 1246 | 159 | 277 | .574 | 0 | 0 | --- | 77 | 138 | .558 | 136 | 241 | 377 | 29 | 162 | 3 | 22 | 71 | 89 | 395 | 6.1 |
| Blatche | 56 | 13 | 682 | 86 | 197 | .437 | 4 | 27 | .148 | 30 | 49 | .612 | 77 | 114 | 191 | 39 | 94 | 0 | 17 | 49 | 32 | 206 | 3.7 |
| Taylor | 47 | 1 | 369 | 56 | 140 | .400 | 3 | 17 | .176 | 11 | 21 | .524 | 14 | 39 | 53 | 45 | 34 | 0 | 17 | 25 | 3 | 126 | 2.7 |
| Mason | 62 | 0 | 492 | 59 | 179 | .330 | 33 | 102 | .324 | 14 | 16 | .875 | 7 | 38 | 45 | 35 | 66 | 0 | 13 | 19 | 6 | 165 | 2.7 |
| Booth | 44 | 1 | 380 | 31 | 66 | .470 | 1 | 2 | .500 | 6 | 10 | .600 | 27 | 54 | 81 | 18 | 71 | 0 | 4 | 9 | 29 | 69 | 1.6 |
| Hall | 2 | 0 | 13 | 1 | 4 | .250 | 0 | 0 | --- | 0 | 0 | --- | 1 | 1 | 2 | 1 | 1 | 0 | 0 | 0 | 0 | 2 | 1.0 |
| Lang | 11 | 0 | 55 | 4 | 9 | .444 | 0 | 0 | --- | 3 | 5 | .600 | 5 | 6 | 11 | 2 | 14 | 0 | 0 | 2 | 3 | 11 | 1.0 |
| Ruffin | 30 | 0 | 271 | 5 | 18 | .278 | 0 | 0 | --- | 7 | 19 | .368 | 35 | 27 | 62 | 6 | 43 | 0 | 6 | 12 | 8 | 17 | 0.6 |
| WIZARDS | 82 | - | 19830 | 3070 | 6820 | .450 | 561 | 1614 | .348 | 1855 | 2425 | .765 | 998 | 2379 | 3377 | 1660 | 1823 | 13 | 635 | 1133 | 375 | 8556 | 104.3 |
| OPPONENTS | 82 | - | 19830 | 3166 | 6700 | .473 | 598 | 1585 | .377 | 1668 | 2146 | .777 | 973 | 2551 | 3524 | 1942 | 1927 | 15 | 519 | 1291 | 380 | 8598 | 104.9 |

GAME-BY-GAME RESULTS

RECORD: **41-41**

HOME: **26-15**

ROAD: **15-26**

| Date | Opponent | Score | Record | Date | Opponent | Score | Record |
|---------------|------------------------|----------------|--------------|---------------|------------------------|----------------|--------------|
| Nov 2 | at Cleveland | 94-97 | 0-1 | Jan 28 | at Boston | 105-91 | 26-17 |
| Nov 4 | Boston | 124-117 | 1-1 | Jan 30 | Detroit | 104-99 | 27-17 |
| Nov 6 | at Orlando | 103-106 | 1-2 | Jan 31 | at Toronto | 109-119 | 27-18 |
| Nov 8 | Indiana | 117-91 | 2-2 | Feb 3 | L.A. Lakers | 102-118 | 27-19 |
| Nov 10 | Milwaukee | 116-11 | 3-2 | Feb 5 | Seattle | 118-108 | 28-19 |
| Nov 12 | New Jersey | 93-105 | 3-3 | Feb 7 | San Antonio | 83-110 | 28-20 |
| Nov 15 | at New York | 82-102 | 3-4 | Feb 11 | Portland | 73-94 | 28-21 |
| Nov 17 | at Detroit | 91-100 | 3-5 | Feb 14 | at Philadelphia | 92-85 | 29-21 |
| Nov 18 | Cleveland | 111-99 | 4-5 | Feb 20 | Minnesota | 112-100 | 30-21 |
| Nov 21 | at Dallas | 80-107 | 4-6 | Feb 22 | Sacramento | 109-106 | 31-21 |
| Nov 22 | at Houston | 82-86 | 4-7 | Feb 23 | at Chicago | 90-105 | 31-22 |
| Nov 24 | at Memphis | 80-95 | 4-8 | Feb 25 | at Minnesota | 94-98 | 31-23 |
| Nov 25 | Detroit | 111-115 | 4-9 | Feb 27 | at New Jersey | 101-113 | 31-24 |
| Nov 28 | Atlanta | 96-95 | 5-9 | Feb 28 | Miami | 83-92 | 31-25 |
| Dec 1 | Charlotte | 121-109 | 6-9 | Mar 2 | Atlanta | 93-92 | 32-25 |
| Dec 2 | at Chicago | 94-112 | 6-10 | Mar 4 | Golden State | 107-106 | 33-25 |
| Dec 4 | Dallas | 106-97 | 7-10 | Mar 6 | Toronto | 129-109 | 34-25 |
| Dec 6 | at New York | 113-102 | 8-10 | Mar 7 | at Atlanta | 97-100 | 34-26 |
| Dec 8 | at Philadelphia | 113-98 | 9-10 | Mar 10 | New York | 89-90 | 34-27 |
| Dec 9 | Houston | 109-114 | 9-11 | Mar 11 | at Miami | 104-106 | 34-28 |
| Dec 13 | Denver | 120-91 | 10-11 | Mar 14 | at Indiana | 112-96 | 35-28 |
| Dec 15 | Miami | 106-95 | 11-11 | Mar 17 | N.O./Okl. City | 125-103 | 36-28 |
| Dec 17 | at L.A. Lakers | 147-141 | 12-11 | Mar 20 | at Portland | 98-100 | 36-29 |
| Dec 18 | at Denver | 108-117 | 12-12 | Mar 21 | at Seattle | 108-106 | 37-29 |
| Dec 21 | at Sacramento | 126-119 | 13-12 | Mar 23 | at Golden State | 128-135 | 37-30 |
| Dec 22 | at Phoenix | 144-139 | 14-12 | Mar 24 | at L.A. Clippers | 105-111 | 37-31 |
| Dec 26 | Memphis | 116-101 | 15-12 | Mar 26 | at Utah | 97-103 | 37-32 |
| Dec 27 | at Charlotte | 114-107 | 16-12 | Mar 28 | Philadelphia | 111-108 | 38-32 |
| Dec 29 | Orlando | 112-111 | 17-12 | Mar 30 | Toronto | 118-123 | 38-33 |
| Dec 30 | at Milwaukee | 102-119 | 17-13 | Apr 1 | at Milwaukee | 121-107 | 39-33 |
| Jan 3 | Milwaukee | 108-105 | 18-13 | Apr 3 | at Charlotte | 102-122 | 39-34 |
| Jan 5 | L.A. Clippers | 116-105 | 19-13 | Apr 4 | Charlotte | 100-108 | 39-35 |
| Jan 7 | at Toronto | 111-116 | 19-14 | Apr 6 | Cleveland | 94-99 | 39-36 |
| Jan 10 | Chicago | 113-103 | 20-14 | Apr 7 | at New Jersey | 114-120 | 39-37 |
| Jan 12 | at N.O./Okl. City | 97-104 | 20-15 | Apr 10 | New Jersey | 92-96 | 39-38 |
| Jan 13 | at San Antonio | 80-93 | 20-16 | Apr 11 | at Miami | 82-85 | 39-39 |
| Jan 15 | Utah | 114-111 | 21-16 | Apr 13 | at Atlanta | 98-95 | 40-39 |
| Jan 17 | New York | 99-98 | 22-16 | Apr 15 | Chicago | 68-101 | 40-40 |
| Jan 19 | at Orlando | 114-93 | 23-16 | Apr 17 | Orlando | 89-95 | 40-41 |
| Jan 20 | Boston | 115-110 | 24-16 | Apr 18 | at Indiana | 98-95 | 41-41 |
| Jan 23 | Phoenix | 105-127 | 24-17 | | | | |
| Jan 26 | at Detroit | 99-96 | 25-17 | | | | |



2007-08 WASHINGTON WIZARDS

FINAL STATISTICS

COACH: **Eddie Jordan**

| PLAYER | TOTALS | | | | | 3-PT. | | FREE THROWS | | | REBOUNDS | | | | | | | | | | | | |
|------------------|-----------|----|---------------|-------------|-------------|-------------|------------|-------------|-------------|-------------|-------------|-------------|-------------|-------------|-------------|-------------|-------------|----------|------------|-------------|------------|-------------|-------------|
| | G | GS | MIN | FG | FGA | PCT | FG | FGA | PCT | FT | FTA | PCT | OFF | DEF | TOT | AST | PF | QD | STL | TD | BLK | PTS | AVG |
| Jamison | 79 | 79 | 3061 | 618 | 1417 | .436 | 120 | 354 | .339 | 333 | 438 | .760 | 215 | 591 | 806 | 120 | 195 | 0 | 106 | 113 | 34 | 1689 | 21.4 |
| Butler | 58 | 58 | 2314 | 439 | 943 | .466 | 66 | 185 | .357 | 236 | 262 | .901 | 93 | 295 | 388 | 284 | 160 | 0 | 128 | 150 | 20 | 1180 | 20.3 |
| Arenas | 13 | 8 | 425 | 78 | 196 | .398 | 22 | 78 | .282 | 74 | 96 | .771 | 6 | 45 | 51 | 66 | 30 | 0 | 23 | 49 | 1 | 252 | 19.4 |
| Stevenson | 82 | 82 | 2564 | 301 | 780 | .386 | 158 | 413 | .383 | 157 | 197 | .797 | 37 | 198 | 235 | 252 | 110 | 0 | 65 | 102 | 15 | 917 | 11.2 |
| Haywood | 80 | 80 | 2228 | 316 | 599 | .528 | 0 | 0 | --- | 216 | 294 | .735 | 273 | 303 | 576 | 71 | 216 | 1 | 31 | 108 | 133 | 848 | 10.6 |
| Mason | 80 | 9 | 1708 | 266 | 600 | .443 | 130 | 327 | .398 | 62 | 71 | .873 | 17 | 113 | 130 | 134 | 140 | 0 | 40 | 69 | 18 | 724 | 9.1 |
| Daniels | 71 | 63 | 2161 | 205 | 447 | .459 | 17 | 74 | .230 | 170 | 219 | .776 | 23 | 180 | 203 | 340 | 78 | 0 | 69 | 91 | 2 | 597 | 8.4 |
| Blatche | 82 | 15 | 1675 | 254 | 536 | .474 | 3 | 13 | .231 | 107 | 154 | .695 | 164 | 261 | 425 | 92 | 258 | 4 | 53 | 112 | 114 | 618 | 7.5 |
| Young | 75 | 2 | 1158 | 210 | 478 | .439 | 40 | 100 | .400 | 101 | 124 | .815 | 23 | 92 | 115 | 63 | 130 | 1 | 35 | 94 | 7 | 561 | 7.5 |
| Songaila | 80 | 13 | 1554 | 214 | 467 | .458 | 0 | 2 | .000 | 67 | 73 | .918 | 81 | 190 | 271 | 135 | 181 | 1 | 53 | 86 | 16 | 495 | 6.2 |
| Pecherov | 35 | 0 | 320 | 44 | 125 | .352 | 17 | 60 | .283 | 20 | 31 | .645 | 21 | 45 | 66 | 7 | 30 | 0 | 6 | 17 | 5 | 125 | 3.6 |
| McGuire | 70 | 1 | 695 | 39 | 103 | .379 | 1 | 6 | .167 | 14 | 32 | .438 | 53 | 86 | 139 | 40 | 76 | 0 | 20 | 40 | 26 | 93 | 1.3 |
| Wilks | 4 | 0 | 44 | 2 | 4 | .500 | 1 | 2 | .500 | 0 | 0 | --- | 1 | 5 | 6 | 3 | 2 | 0 | 3 | 1 | 0 | 5 | 1.3 |
| WIZARDS | 82 | | -19905 | 2986 | 6695 | .446 | 575 | 1614 | .356 | 1557 | 1991 | .782 | 1007 | 2404 | 3411 | 1607 | 1606 | 7 | 632 | 1082 | 391 | 8104 | 98.8 |
| OPPONENTS | 82 | | -19905 | 3015 | 6537 | .461 | 683 | 1768 | .386 | 1418 | 1880 | .754 | 900 | 2478 | 3378 | 1958 | 1656 | 8 | 529 | 1149 | 360 | 8131 | 99.2 |

GAME-BY-GAME RESULTS

RECORD: **43-39**

HOME: **25-16**

ROAD: **18-23**

| Date | Opponent | Score | Record | Date | Opponent | Score | Record |
|---------------|---------------------|-----------------|--------------|---------------|-------------------------|-----------------|--------------|
| Oct 31 | at Indiana | 110-119* | 0-1 | Jan 29 | Toronto | 108-104* | 24-19 |
| Nov 2 | at Boston | 83-103 | 0-2 | Jan 30 | at Toronto | 83-122 | 24-20 |
| Nov 3 | Orlando | 82-94 | 0-3 | Feb 1 | Utah | 87-96 | 24-21 |
| Nov 8 | at New Jersey | 85-87 | 0-4 | Feb 3 | L.A. Lakers | 91-103 | 24-22 |
| Nov 9 | Denver | 92-118 | 0-5 | Feb 5 | at Philadelphia | 96-101 | 24-23 |
| Nov 11 | at Atlanta | 101-90 | 1-5 | Feb 6 | San Antonio | 77-85 | 24-24 |
| Nov 14 | Indiana | 103-90 | 2-5 | Feb 8 | at Denver | 100-111 | 24-25 |
| Nov 16 | at Minnesota | 105-89 | 3-5 | Feb 10 | at Phoenix | 107-108 | 24-26 |
| Nov 17 | Portland | 109-90 | 4-5 | Feb 11 | at Golden State | 117-120 | 24-27 |
| Nov 20 | Philadelphia | 116-101 | 5-5 | Feb 13 | at L.A. Clippers | 91-89 | 25-27 |
| Nov 21 | at Charlotte | 114-111* | 6-5 | Feb 19 | New York | 110-113* | 25-28 |
| Nov 23 | Golden State | 115-123 | 6-6 | Feb 22 | at Cleveland | 89-90 | 25-29 |
| Nov 24 | at Memphis | 118-124 | 6-7 | Feb 23 | Charlotte | 110-95 | 26-29 |
| Nov 26 | at Dallas | 110-98 | 7-7 | Feb 25 | at New Orleans | 95-92 | 27-29 |
| Nov 28 | at San Antonio | 94-109 | 7-8 | Feb 26 | at Houston | 69-94 | 27-30 |
| Nov 30 | at Philadelphia | 84-85 | 7-9 | Feb 29 | at Chicago | 97-91 | 28-30 |
| Dec 1 | Toronto | 101-97 | 8-9 | Mar 2 | New Orleans | 101-84 | 29-30 |
| Dec 5 | Cleveland | 105-86 | 9-9 | Mar 5 | Orlando | 92-122 | 29-31 |
| Dec 7 | Phoenix | 107-122 | 9-10 | Mar 7 | at Toronto | 110-106* | 30-31 |
| Dec 9 | New Jersey | 104-89 | 10-10 | Mar 8 | Charlotte | 97-100 | 30-32 |
| Dec 11 | Minnesota | 102-88 | 11-10 | Mar 11 | Milwaukee | 105-97 | 31-32 |
| Dec 13 | at Miami | 104-91 | 12-10 | Mar 13 | Cleveland | 101-99 | 32-32 |
| Dec 15 | Sacramento | 92-79 | 13-10 | Mar 15 | L.A. Clippers | 119-109* | 33-32 |
| Dec 19 | Chicago | 84-95 | 13-11 | Mar 17 | Atlanta | 96-105 | 33-33 |
| Dec 21 | Atlanta | 92-97 | 13-12 | Mar 19 | at Orlando | 87-86 | 34-33 |
| Dec 22 | at Indiana | 85-93 | 13-13 | Mar 21 | at Miami | 103-86 | 35-33 |
| Dec 26 | at Charlotte | 108-104 | 14-13 | Mar 23 | Detroit | 95-83 | 36-33 |
| Dec 28 | at New Jersey | 106-109 | 14-14 | Mar 25 | at Portland | 82-102 | 36-34 |
| Dec 29 | Miami | 96-74 | 15-14 | Mar 26 | at Seattle | 104-99 | 37-34 |
| Jan 2 | Detroit | 93-106 | 15-15 | Mar 28 | at Sacramento | 114-108 | 38-34 |
| Jan 4 | at Milwaukee | 101-77 | 16-15 | Mar 30 | at L.A. Lakers | 120-126* | 38-35 |
| Jan 6 | Seattle | 108-86 | 17-15 | Mar 31 | at Utah | 87-129 | 38-36 |
| Jan 8 | Houston | 84-92 | 17-16 | Apr 2 | Milwaukee | 109-110 | 38-37 |
| Jan 11 | at Atlanta | 102-98* | 18-16 | Apr 4 | Miami | 109-95 | 39-37 |
| Jan 12 | Boston | 85-78 | 19-16 | Apr 5 | at Chicago | 99-87 | 40-37 |
| Jan 14 | at Boston | 88-83 | 20-16 | Apr 9 | Boston | 109-95 | 41-37 |
| Jan 15 | at New York | 93-105 | 20-17 | Apr 11 | at Detroit | 74-102 | 41-38 |
| Jan 18 | New York | 111-98 | 21-17 | Apr 12 | Philadelphia | 109-93 | 42-38 |
| Jan 21 | Dallas | 102-84 | 22-17 | Apr 14 | Indiana | 117-110 | 43-38 |
| Jan 23 | at Cleveland | 85-121 | 22-18 | Apr 16 | at Orlando | 83-103 | 43-39 |
| Jan 25 | Memphis | 104-93 | 23-18 | | | | |
| Jan 27 | at Milwaukee | 102-105* | 23-19 | | | | |



ALL-TIME ROSTER

OWNERSHIP /
WASHINGTON SPORTS

BASKETBALL
OPERATIONS

PLAYERS

08/09 SEASON IN
REVIEW

FRANCHISE
RECORDS

FRANCHISE
HISTORY

NBA

MEDIA
INFORMATION

| MARK ACRES #42 | | | | | ORAL ROBERTS | | | | HEIGHT: 6-11 | | | | WEIGHT: 225 | | | | BORN: NOV. 15, 1962 | | | |
|----------------|----|-----|---------|------|--------------|------|-----|-----|--------------|-----|-------|-----|-------------|-----|-----|-----|---------------------|-----|--|--|
| YEAR | G | MIN | FGM-FGA | PCT | FTM-FTA | PCT | OFF | DEF | REB | AST | PF-DQ | STL | TO | BLK | PTS | PPG | RPG | APG | | |
| 92-93 | 12 | 246 | 24-40 | .600 | 10-14 | .714 | 24 | 37 | 61 | 5 | 32-0 | 3 | 13 | 6 | 58 | 4.8 | 5.0 | 0.4 | | |

| MICHAEL ADAMS #10, #14 | | | | | BOSTON COLLEGE | | | | HEIGHT: 5-10 | | | | WEIGHT: 175 | | | | BORN: JAN. 19, 1963 | | | |
|------------------------|------------|-------------|------------------|-------------|-----------------|-------------|------------|------------|--------------|-------------|--------------|------------|-------------|-----------|-------------|-------------|---------------------|------------|--|--|
| YEAR | G | MIN | FGM-FGA | PCT | FTM-FTA | PCT | OFF | DEF | REB | AST | PF-DQ | STL | TO | BLK | PTS | PPG | RPG | APG | | |
| 86-87 | 63 | 1301 | 160-393 | .407 | 105-124 | .846 | 38 | 85 | 123 | 244 | 88-0 | 85 | 81 | 6 | 453 | 7.2 | 1.9 | 3.8 | | |
| 91-92 | 78 | 2795 | 485-1233 | .393 | 313-360 | .869 | 58 | 252 | 310 | 594 | 162-1 | 145 | 212 | 9 | 1408 | 18.1 | 3.9 | 7.6 | | |
| 92-93 | 70 | 2499 | 365-831 | .439 | 237-277 | .856 | 52 | 188 | 240 | 526 | 146-0 | 100 | 175 | 4 | 1035 | 14.8 | 3.4 | 7.5 | | |
| 93-94 | 70 | 2337 | 285-698 | .408 | 224-270 | .830 | 37 | 146 | 183 | 480 | 140-0 | 96 | 167 | 6 | 849 | 12.1 | 2.6 | 6.8 | | |
| TOT. | 281 | 8932 | 1295-3155 | .410 | 879-1031 | .853 | 185 | 671 | 856 | 1844 | 542-1 | 426 | 635 | 25 | 3745 | 13.3 | 3.0 | 6.6 | | |

Three-point field goals: 86-87, 28-102 (.275). 91-92, 125-386 (.323). 92-93, 68-212 (.321). 93-94, 55-91 (.408). TOT.: 276-791 (.349).

| MARK ALARIE #31 | | | | | DUKE | | | | HEIGHT: 6-11 | | | | WEIGHT: 225 | | | | BORN: DEC. 11, 1963 | | | |
|-----------------|----|------|---------|------|---------|------|-----|-----|--------------|-----|-------|-----|-------------|-----|-----|------|---------------------|-----|--|--|
| YEAR | G | MIN | FGM-FGA | PCT | FTM-FTA | PCT | OFF | DEF | REB | AST | PF-DQ | STL | TO | BLK | PTS | PPG | RPG | APG | | |
| 87-88 | 63 | 769 | 144-300 | .480 | 35-49 | .714 | 70 | 90 | 160 | 39 | 107-1 | 10 | 50 | 12 | 327 | 5.2 | 2.5 | 0.6 | | |
| 88-89 | 74 | 1141 | 206-431 | .478 | 73-87 | .839 | 103 | 152 | 255 | 63 | 160-1 | 25 | 62 | 22 | 498 | 6.7 | 3.4 | 0.8 | | |
| 89-90 | 82 | 1893 | 371-785 | .473 | 108-133 | .812 | 151 | 223 | 374 | 142 | 219-2 | 60 | 101 | 39 | 860 | 10.5 | 4.5 | 1.7 | | |
| 90-91 | 42 | 587 | 99-225 | .440 | 41-48 | .854 | 41 | 76 | 117 | 45 | 88-1 | 15 | 40 | 8 | 244 | 5.8 | 2.7 | 1.0 | | |

91-92 Injured Did Not Play
TOT. **261** **4390** **820-1741** **.470** **257-317** **.811** **365** **541** **906** **289** **574-5** **110** **253** **81** **1929** **7.4** **3.4** **1.1**
Three-point field goals: 87-88, 4-18 (.222). 88-89, 13-38 (.342). 89-90, 10-49 (.204). 90-91, 5-21 (.238). TOT. 32-126 (.254).

Playoffs

| | | | | | | | | | | | | | | | | | | |
|-------|---|---|-----|------|-----|------|---|---|---|---|-----|---|---|---|---|-----|---|---|
| 87-88 | 1 | 4 | 1-2 | .500 | 0-0 | .000 | 0 | 1 | 1 | 1 | 0-0 | 0 | 0 | 0 | 3 | 3.0 | 1 | 1 |
|-------|---|---|-----|------|-----|------|---|---|---|---|-----|---|---|---|---|-----|---|---|

Three-point field goals: 87-88, 1-2 (.500).

| COURTNEY ALEXANDER #4 | | | | | FRESNO STATE | | | | HEIGHT: 6-6 | | | | WEIGHT: 205 | | | | BORN: APR. 27, 1977 | | | |
|-----------------------|-----------|-------------|----------------|-------------|----------------|-------------|-----------|------------|-------------|------------|--------------|-----------|-------------|----------|-------------|-------------|---------------------|------------|--|--|
| YEAR | G | MIN | FGM-FGA | PCT | FTM-FTA | PCT | OFF | DEF | REB | AST | PF-DQ | STL | TO | BLK | PTS | PPG | RPG | APG | | |
| 00-01 | 27 | 910 | 177-395 | .448 | 90-105 | .857 | 22 | 58 | 80 | 41 | 63-0 | 29 | 54 | 2 | 458 | 0.4 | 3.0 | 1.5 | | |
| 01-02 | 56 | 1325 | 223-474 | .441 | 98-121 | .810 | 43 | 105 | 148 | 86 | 113-0 | 35 | 60 | 7 | 549 | 9.8 | 2.6 | 1.5 | | |
| TOT. | 83 | 2235 | 400-869 | .460 | 188-226 | .832 | 65 | 163 | 228 | 127 | 176-0 | 64 | 114 | 9 | 1007 | 12.1 | 2.7 | 1.5 | | |

Three point field goals: 00-01, 14-36 (.388). 01-02, 5-18 (.278). TOT.: 19-54 (.352)

| ASHRAF AMAYA #50 | | | | | SOUTHERN ILLINOIS | | | | HEIGHT: 6-8 | | | | WEIGHT: 255 | | | | BORN: NOV. 23, 1971 | | | |
|------------------|----|-----|---------|------|-------------------|------|-----|-----|-------------|-----|-------|-----|-------------|-----|-----|-----|---------------------|-----|--|--|
| YEAR | G | MIN | FGM-FGA | PCT | FTM-FTA | PCT | OFF | DEF | REB | AST | PF-DQ | STL | TO | BLK | PTS | PPG | RPG | APG | | |
| 96-97 | 31 | 144 | 12-40 | .300 | 15-28 | .536 | 19 | 33 | 52 | 3 | 29-0 | 7 | 10 | 3 | 40 | 0.4 | 1.7 | 0.1 | | |

Three point field goals: 96-97, 1-1 (1.000).

| RON ANDERSON #35 | | | | | FRESNO STATE | | | | HEIGHT: 6-7 | | | | WEIGHT: 215 | | | | BORN: OCT. 15, 1958 | | | |
|------------------|----|-----|---------|------|--------------|------|-----|-----|-------------|-----|-------|-----|-------------|-----|-----|-----|---------------------|-----|--|--|
| YEAR | G | MIN | FGM-FGA | PCT | FTM-FTA | PCT | OFF | DEF | REB | AST | PF-DQ | STL | TO | BLK | PTS | PPG | RPG | APG | | |
| 93-94 | 10 | 180 | 20-43 | .465 | 9-11 | .818 | 8 | 19 | 27 | 11 | 7-0 | 3 | 9 | 1 | 52 | 5.2 | 2.7 | 1.1 | | |

Three-point field goals: 93-94, 3-14 (.214).

| GILBERT ARENAS #0 | | | | | ARIZONA | | | | HEIGHT: 6-4 | | | | WEIGHT: 215 | | | | BORN: JAN. 6, 1982 | | | |
|-------------------|------------|--------------|------------------|-------------|------------------|-------------|------------|-------------|-------------|-------------|--------------|------------|-------------|-----------|-------------|-------------|--------------------|------------|--|--|
| YEAR | G | MIN | FGM-FGA | PCT | FTM-FTA | PCT | OFF | DEF | REB | AST | PF-DQ | STL | TO | BLK | PTS | PPG | RPG | APG | | |
| 03-04 | 55 | 2066 | 358-914 | .392 | 237-317 | .748 | 55 | 199 | 254 | 275 | 176-2 | 103 | 226 | 12 | 1078 | 19.6 | 4.6 | 5.0 | | |
| 04-05 | 80 | 3274 | 656-1523 | .431 | 521-640 | .814 | 83 | 295 | 378 | 411 | 245-1 | 139 | 242 | 23 | 2038 | 25.5 | 4.7 | 5.1 | | |
| 05-06 | 80 | 3384 | 746-1668 | .447 | 655-799 | .820 | 59 | 221 | 280 | 484 | 286-4 | 161 | 297 | 25 | 2346 | 29.3 | 3.5 | 6.1 | | |
| 06-07 | 74 | 2942 | 647-1548 | .418 | 606-718 | .844 | 61 | 277 | 338 | 443 | 249-1 | 139 | 236 | 13 | 2105 | 28.4 | 4.6 | 6.0 | | |
| 07-08 | 13 | 425 | 78-196 | .398 | 74-96 | .771 | 6 | 35 | 51 | 66 | 30-0 | 23 | 49 | 1 | 252 | 19.4 | 3.9 | 5.1 | | |
| 08-09 | 2 | 63 | 6-23 | .261 | 12-16 | .750 | 1 | 8 | 9 | 20 | 4-0 | 0 | 1 | 1 | 26 | 13.0 | 2.0 | 10.0 | | |
| TOT. | 304 | 12154 | 2491-5872 | .424 | 2105-2586 | .814 | 265 | 1035 | 1310 | 1699 | 990-8 | 565 | 1051 | 75 | 7845 | 25.8 | 4.3 | 5.6 | | |

Three-point field goals: 03-04, 125-333 (.375). 04-05, 205-562 (.365). 05-06, 199-540 (.369). 06-07, 205-584 (.351). 07-08, 22-78 (.282). 08-09, 2-7 (.286). TOT. 758-2104 (.360).

Playoffs

| | | | | | | | | | | | | | | | | | | |
|-------|-----------|------------|----------------|-------------|----------------|-------------|-----------|-----------|-----------|------------|-------------|-----------|-----------|-----------|------------|-------------|------------|------------|
| 04-05 | 10 | 450 | 73-194 | .376 | 72-94 | .766 | 8 | 44 | 52 | 62 | 34-1 | 21 | 39 | 6 | 236 | 23.6 | 5.2 | 6.2 |
| 05-06 | 6 | 284 | 65-140 | .464 | 54-70 | .771 | 7 | 26 | 33 | 32 | 21-0 | 13 | 20 | 4 | 204 | 34.0 | 5.5 | 5.3 |
| 07-08 | 4 | 94 | 14-36 | .389 | 10-12 | .833 | 0 | 7 | 7 | 11 | 13-1 | 2 | 8 | 0 | 43 | 10.8 | 1.8 | 2.8 |
| TOT. | 20 | 828 | 152-370 | .411 | 136-176 | .773 | 15 | 77 | 92 | 105 | 68-2 | 36 | 67 | 10 | 483 | 24.2 | 4.6 | 5.3 |

Three-point field goals: 04-05, 18-77 (.234). 05-06, 20-46 (.435). 07-08, 5-12 (.417). TOT. 43-135 (.319).

| CHUCKY ATKINS #32 | | | | | SOUTH FLORIDA | | | | HEIGHT: 5-11 | | | | WEIGHT: 185 | | | | BORN: AUG. 14, 1974 | | | |
|-------------------|----|-----|---------|------|---------------|------|-----|-----|--------------|-----|-------|-----|-------------|-----|-----|-----|---------------------|-----|--|--|
| YEAR | G | MIN | FGM-FGA | PCT | FTM-FTA | PCT | OFF | DEF | REB | AST | PF-DQ | STL | TO | BLK | PTS | PPG | RPG | APG | | |
| 05-06 | 28 | 552 | 66-174 | .379 | 22-31 | .710 | 12 | 33 | 45 | 69 | 58-0 | 14 | 30 | 0 | 187 | 6.7 | 1.6 | 2.5 | | |

Three-point field goals: 05-06, 33-92 (.359).



ALL-TIME ROSTER

| ISSAC AUSTIN #8 | | | | | ARIZONA STATE | | | | HEIGHT: 6-10 | | | | WEIGHT: 270 | | | BORN: AUG. 18, 1969 | | |
|-----------------|----|------|---------|------|---------------|------|-----|-----|--------------|-----|-------|-----|-------------|-----|-----|---------------------|-----|-----|
| YEAR | G | MIN | FGM-FGA | PCT | FTM-FTA | PCT | OFF | DEF | REB | AST | PF-DQ | STL | TO | BLK | PTS | PPG | RPG | APG |
| 99-00 | 59 | 1173 | 151-352 | .429 | 94-137 | .686 | 64 | 218 | 282 | 74 | 128-0 | 17 | 107 | 38 | 397 | 6.7 | 4.8 | 1.3 |

Three-point field goals: 99-00, 1-4 (250).

| JOHN AUSTIN #34 | | | | | BOSTON COLLEGE | | | | HEIGHT: 6-1 | | | | WEIGHT: 175 | | | BORN: AUG. 31, 1944 | | |
|-----------------|---|-----|---------|------|----------------|------|-----|-----|-------------|-----|-------|-----|-------------|-----|-----|---------------------|-----|-----|
| YEAR | G | MIN | FGM-FGA | PCT | FTM-FTA | PCT | OFF | DEF | REB | AST | PF-DQ | STL | TO | BLK | PTS | PPG | RPG | APG |
| 66-67 | 4 | 61 | 5-22 | .227 | 13-16 | .813 | | | 7 | 4 | 12-0 | - | - | - | 23 | 5.9 | 1.8 | 1.0 |

| GUS BAILEY #20 | | | | | TEXAS-EL PASO | | | | HEIGHT: 6-5 | | | | WEIGHT: 185 | | | BORN: FEB. 18, 1951 | | |
|----------------|----|-----|---------|------|---------------|------|-----|-----|-------------|-----|-------|-----|-------------|-----|-----|---------------------|-----|-----|
| YEAR | G | MIN | FGM-FGA | PCT | FTM-FTA | PCT | OFF | DEF | REB | AST | PF-DQ | STL | TO | BLK | PTS | PPG | RPG | APG |
| 79-80 | 20 | 180 | 16-35 | .457 | 5-13 | .385 | 6 | 22 | 28 | 26 | 18-0 | 7 | - | 4 | 38 | 1.9 | 1.4 | 1.3 |

Three-point field goals: 79-80, 1-1 (1,000).

| GREG BALLARD #42 | | | | | OREGON | | | | HEIGHT: 6-7 | | | | WEIGHT: 215 | | | BORN: JAN. 29, 1955 | | |
|------------------|------------|--------------|------------------|-------------|------------------|-------------|-------------|-------------|-------------|-------------|----------------|------------|-------------|------------|-------------|---------------------|------------|------------|
| YEAR | G | MIN | FGM-FGA | PCT | FTM-FTA | PCT | OFF | DEF | REB | AST | PF-DQ | STL | TO | BLK | PTS | PPG | RPG | APG |
| 77-78 | 76 | 936 | 142-334 | .425 | 88-114 | .772 | 102 | 164 | 266 | 62 | 90-1 | 30 | 64 | 13 | 372 | 4.9 | 3.5 | 0.8 |
| 78-79 | 82 | 1552 | 260-559 | .465 | 119-172 | .692 | 143 | 307 | 450 | 116 | 167-3 | 58 | 97 | 30 | 639 | 7.8 | 5.4 | 1.4 |
| 79-80 | 82 | 2438 | 545-1101 | .495 | 171-227 | .753 | 240 | 398 | 638 | 159 | 197-2 | 90 | 133 | 36 | 1277 | 15.6 | 7.7 | 1.9 |
| 80-81 | 82 | 2610 | 549-1186 | .463 | 166-196 | .847 | 67 | 43 | 580 | 195 | 194-1 | 118 | 117 | 39 | 1271 | 15.5 | 7.0 | 2.3 |
| 81-82 | 79 | 2946 | 621-1307 | .475 | 235-283 | .830 | 136 | 497 | 633 | 250 | 204-0 | 137 | 119 | 22 | 1486 | 18.8 | 4.6 | 3.1 |
| 82-83 | 78 | 2840 | 603-1274 | .473 | 82-233 | .781 | 123 | 385 | 508 | 262 | 176-2 | 135 | 157 | 25 | 1401 | 8.0 | 6.5 | 3.3 |
| 83-84 | 82 | 2701 | 510-1061 | .481 | 166-208 | .798 | 140 | 348 | 488 | 290 | 214-1 | 94 | 142 | 35 | 1188 | 14.5 | 5.9 | 3.5 |
| 84-85 | 82 | 2664 | 469-978 | .480 | 120-151 | .795 | 150 | 381 | 531 | 208 | 221-0 | 100 | 106 | 33 | 1072 | 13.1 | 6.4 | 2.5 |
| TOT. | 643 | 18687 | 3699-7800 | .474 | 1247-1584 | .787 | 1201 | 2893 | 4094 | 1542 | 1463-10 | 762 | 935 | 233 | 8706 | 13.5 | 6.3 | 2.3 |

Three-point field goals: 79-80, 16-47 (.340). 80-81, 7-32 (.219). 81-82, 9-22 (.409). 82-83, 13-37 (.351). 83-84, 2-15 (.133). 84-85, 4-46 (.304). TOT.: 61-199 (.307).

| PLAYOFFS | | | | | | | | | | | | | | | | | | |
|-------------|-----------|-------------|----------------|-------------|----------------|-------------|-----------|------------|------------|-----------|--------------|-----------|-----------|------------|------------|------------|------------|-----|
| 77-78 | 19 | 243 | 21-63 | .333 | 32-41 | .780 | 28 | 52 | 80 | 18 | 29-0 | 9 | | 3 | 73 | 3.9 | 4.2 | 0.9 |
| 78-79 | 19 | 312 | 53-101 | .525 | 31-41 | .756 | 34 | 58 | 92 | 17 | 28-0 | 9 | 20 | 6 | 137 | 7.2 | 4.8 | 0.8 |
| 79-80 | 2 | 73 | 9-28 | .321 | 4-7 | .571 | 2 | 12 | 14 | 7 | 8-0 | 1 | 8 | 1 | 22 | 11.0 | 7.0 | 3.5 |
| 81-82 | 7 | 268 | 36-100 | .360 | 21-25 | .840 | 22 | 41 | 63 | 22 | 20-1 | 14 | 12 | 3 | 93 | 13.3 | 9.0 | 3.1 |
| 83-84 | 4 | 168 | 27-59 | .458 | 12-13 | .923 | 7 | 17 | 24 | 14 | 12-0 | 7 | 8 | 3 | 66 | 16.5 | 6.0 | 3.5 |
| 84-85 | 4 | 65 | 11-24 | .458 | 8-9 | .889 | 4 | 10 | 14 | 6 | 7-0 | 3 | 0 | 30 | 7.5 | 3.5 | 1.5 | |
| TOT. | 55 | 1129 | 157-375 | .419 | 108-136 | .794 | 97 | 190 | 287 | 84 | 104-1 | 43 | 16 | 421 | 7.7 | 5.2 | 1.5 | |

Three-point field goals: 83-84, 0-1 (.000). 84-85, 0-2 (.000). TOT.: 0-3 (.000).

| JIM BARNES #12 | | | | | TEXAS WESTERN | | | | HEIGHT: 6-8 | | | | WEIGHT: 240 | | | BORN: APR. 13, 1941 | | |
|----------------|-----------|-------------|----------------|-------------|----------------|-------------|-----|-----|-------------|-----------|---------------|-----|-------------|-----|------------|---------------------|------------|------------|
| YEAR | G | MIN | FGM-FGA | PCT | FTM-FTA | PCT | OFF | DEF | REB | AST | PF-DQ | STL | TO | BLK | PTS | PPG | RPG | APG |
| 65-66 | 66 | 1928 | 308-728 | .423 | 182-268 | .679 | | | 683 | 85 | 250-10 | | | | 798 | 12.1 | 10.3 | 1.2 |
| 70-71 | 11 | 100 | 15-28 | .536 | 7-11 | .636 | | | 16 | 8 | 23-0 | | | | 37 | 3.4 | 1.4 | 0.7 |
| TOT. | 77 | 2028 | 323-756 | .427 | 189-279 | .677 | | | 699 | 93 | 273-10 | | | | 835 | 10.8 | 9.0 | 1.2 |

PLAYOFFS

| | | | | | | | | | | | | | | | | | | |
|-------|---|----|-------|------|------|------|--|--|----|---|------|--|--|--|----|------|-----|-----|
| 65-66 | 3 | 93 | 16-32 | .500 | 7-13 | .538 | | | 28 | 3 | 15-2 | | | | 39 | 13.0 | 9.3 | 1.0 |
|-------|---|----|-------|------|------|------|--|--|----|---|------|--|--|--|----|------|-----|-----|

| JOHN BARNHILL #35 | | | | | TENNESSEE STATE | | | | HEIGHT: 6-1 | | | | WEIGHT: 180 | | | BORN: MAR. 30, 1938 | | |
|-------------------|-----------|-------------|----------------|-------------|-----------------|-------------|-----|-----|-------------|------------|--------------|-----|-------------|-----|------------|---------------------|------------|------------|
| YEAR | G | MIN | FGM-FGA | PCT | FTM-FTA | PCT | OFF | DEF | REB | AST | PF-DQ | STL | TO | BLK | PTS | PPG | RPG | APG |
| 66-67 | 53 | 1214 | 187-447 | .418 | 66-103 | .641 | | | 157 | 136 | 80-0 | | | | 440 | 8.3 | 2.9 | 2.5 |
| 68-69 | 30 | 504 | 76-175 | .434 | 39-65 | .600 | | | 53 | 71 | 63-0 | | | | 191 | 6.4 | 1.7 | 2.3 |
| TOT. | 83 | 1718 | 263-622 | .422 | 105-168 | .625 | | | 210 | 207 | 143-0 | | | | 631 | 7.6 | 2.5 | 2.4 |

PLAYOFFS

| | | | | | | | | | | | | | | | | | | |
|-------|---|----|-----|------|--|------|--|--|---|---|-----|--|--|--|---|-----|-----|-----|
| 68-69 | 1 | 10 | 1-2 | .500 | | .000 | | | 2 | 1 | 3-0 | | | | 2 | 2.0 | 2.0 | 1.0 |
|-------|---|----|-----|------|--|------|--|--|---|---|-----|--|--|--|---|-----|-----|-----|

| BILLY RAY BATES #34 | | | | | KENTUCKY STATE | | | | HEIGHT: 6-4 | | | | WEIGHT: 210 | | | BORN: MAY 31, 1956 | | |
|---------------------|----|-----|---------|------|----------------|------|-----|-----|-------------|-----|-------|-----|-------------|-----|-----|--------------------|-----|-----|
| YEAR | G | MIN | FGM-FGA | PCT | FTM-FTA | PCT | OFF | DEF | REB | AST | PF-DQ | STL | TO | BLK | PTS | PPG | RPG | APG |
| 82-83 | 15 | 277 | 53-129 | .411 | 10-20 | .500 | 10 | 8 | 18 | 14 | 18-0 | 13 | 0 | 3 | 118 | 7.9 | 1.2 | 0.9 |

Three-point field goals: 82-83, 2-5 (.400).

| DAVE BATTON #40 | | | | | NOTRE DAME | | | | HEIGHT: 6-10 | | | | WEIGHT: 240 | | | BORN: MAR. 26, 1956 | | |
|-----------------|----|-----|---------|------|------------|------|-----|-----|--------------|-----|-------|-----|-------------|-----|-----|---------------------|-----|-----|
| YEAR | G | MIN | FGM-FGA | PCT | FTM-FTA | PCT | OFF | DEF | REB | AST | PF-DQ | STL | TO | BLK | PTS | PPG | RPG | APG |
| 82-83 | 54 | 558 | 85-191 | .445 | 8-17 | .471 | 45 | 74 | 119 | 29 | 56-0 | 15 | 28 | 13 | 178 | 3.3 | 2.2 | 0.5 |

Three-point field goals: 82-83, 0-3 (.000).

| LONNY BAXTER #35 | | | | | MARYLAND | | | | HEIGHT: 6-8 | | | | WEIGHT: 260 | | | BORN: JAN. 27, 1979 | | |
|------------------|----|-----|---------|------|----------|------|-----|-----|-------------|-----|-------|-----|-------------|-----|-----|---------------------|-----|-----|
| YEAR | G | MIN | FGM-FGA | PCT | FTM-FTA | PCT | OFF | DEF | REB | AST | PF-DQ | STL | TO | BLK | PTS | PPG | RPG | APG |
| 03-04 | 12 | 132 | 16-32 | .500 | 9-12 | .750 | 11 | 20 | 31 | 5 | 23-0 | 2 | 5 | 5 | 41 | 3.4 | 2.6 | 2.4 |

Three-point field goals: 03-04, 0-1 (.000).



ALL-TIME ROSTER

| RON BEHAGEN #12 | | | | MINNESOTA | | | | HEIGHT: 6-9 | | | WEIGHT: 185 | | | BORN: JAN. 19, 1951 | | | | |
|-----------------|---|-----|---------|-----------|---------|------|-----|-------------|-----|-----|-------------|-----|----|---------------------|-----|-----|-----|-----|
| YEAR | G | MIN | FGM-FGA | PCT | FTM-FTA | PCT | OFF | DEF | REB | AST | PF-DQ | STL | TO | BLK | PTS | PPG | RPG | APG |
| 79-80 | 6 | 64 | 9-23 | .391 | 5-6 | .833 | 6 | 8 | 14 | 7 | 14-0 | | 4 | 4 | 23 | 3.8 | 2.3 | 1.1 |
| Playoffs | | | | | | | | | | | | | | | | | | |
| 79-80 | 2 | 14 | 2-7 | .286 | | | 1 | 1 | 2 | 3 | 4-0 | | 0 | | 4 | 2.0 | 1.0 | 1.5 |

| WALT BELLAMY #8 | | | | INDIANA | | | | HEIGHT: 6-11 | | | WEIGHT: 235 | | | BORN: JUL. 24, 1939 | | | | |
|-----------------|------------|--------------|------------------|-------------|------------------|-------------|-----|--------------|-------------|------------|----------------|-----|----|---------------------|-------------|-------------|-------------|------------|
| YEAR | G | MIN | FGM-FGA | PCT | FTM-FTA | PCT | OFF | DEF | REB | AST | PF-DQ | STL | TO | BLK | PTS | PPG | RPG | APG |
| 61-62 | 79 | 3344 | 973-1875 | .519 | 549-853 | .644 | | | 1500 | 210 | 281-6 | | | | 2495 | 31.6 | 18.9 | 2.6 |
| 62-63 | 80 | 3306 | 840-1595 | .527 | 553-821 | .674 | | | 1309 | 233 | 283-7 | | | | 2233 | 27.9 | 16.3 | 2.9 |
| 63-64 | 80 | 3394 | 811-1582 | .513 | 537-825 | .651 | | | 1361 | 126 | 300-7 | | | | 2159 | 27.0 | 17.0 | 1.5 |
| 64-65 | 80 | 3301 | 733-1441 | .509 | 515-752 | .685 | | | 1166 | 191 | 260-2 | | | | 1981 | 24.8 | 14.5 | 2.3 |
| 65-66 | 8 | 268 | 56-124 | .452 | 40-67 | .597 | | | 102 | 18 | 22-2 | | | | 152 | 19.0 | 12.7 | 2.2 |
| TOT. | 327 | 13613 | 3413-6617 | .516 | 2194-3318 | .661 | | | 5438 | 778 | 1166-24 | | | | 9020 | 27.6 | 16.6 | 2.3 |
| Playoffs | | | | | | | | | | | | | | | | | | |
| 64-65 | 10 | 427 | 74-158 | .468 | 61-92 | .663 | | | 151 | 34 | 38-0 | | | | 209 | 20.9 | 15.1 | 3.4 |

| DAVE BING #21 | | | | SYRACUSE | | | | HEIGHT: 6-3 | | | WEIGHT: 180 | | | BORN: NOV. 29, 1943 | | | | |
|-----------------|------------|-------------|-----------------|-------------|----------------|-------------|------------|-------------|------------|------------|--------------|------------|-----------|---------------------|-------------|------------|------------|-----|
| YEAR | G | MIN | FGM-FGA | PCT | FTM-FTA | PCT | OFF | DEF | REB | AST | PF-DQ | STL | TO | BLK | PTS | PPG | RPG | APG |
| 75-76 | 82 | 2945 | 471-1113 | .447 | 332-422 | .787 | 94 | 143 | 237 | 492 | 262-0 | 118 | 23 | 1326 | 16.2 | 2.8 | 6.0 | |
| 76-77 | 64 | 1516 | 271-597 | .454 | 136-176 | .773 | 54 | 89 | 143 | 275 | 150-1 | 61 | 5 | 678 | 10.6 | 2.2 | 4.2 | |
| TOT. | 146 | 4461 | 768-1710 | .449 | 468-598 | .783 | 148 | 232 | 380 | 767 | 412-1 | 179 | 28 | 2004 | 13.7 | 2.6 | 5.2 | |
| Playoffs | | | | | | | | | | | | | | | | | | |
| 75-76 | 7 | 209 | 34-76 | .447 | 28-35 | .800 | 6 | 12 | 18 | 28 | 18-0 | 7 | 2 | 96 | 13.7 | 2.5 | 4.0 | |
| 76-77 | 8 | 55 | 32-14 | .438 | 4-4 | 1.000 | 3 | 3 | 6 | 5 | 5-0 | 0 | 1 | 32 | 4.0 | 0.7 | 0.6 | |
| TOT. | 15 | 264 | 48-108 | .444 | 32-39 | .821 | 9 | 15 | 24 | 33 | 23-0 | 7 | 3 | 128 | 8.5 | 1.6 | 2.2 | |

| STEVE BLAKE #2 | | | | MARYLAND | | | | HEIGHT: 6-3 | | | WEIGHT: 172 | | | BORN: FEB. 26, 1980 | | | | |
|--|------------|-------------|----------------|-------------|---------------|-------------|-----------|-------------|------------|------------|--------------|-----------|------------|---------------------|------------|------------|------------|------------|
| YEAR | G | MIN | FGM-FGA | PCT | FTM-FTA | PCT | OFF | DEF | REB | AST | PF-DQ | STL | TO | BLK | PTS | PPG | RPG | APG |
| 03-04 | 75 | 1392 | 157-407 | .386 | 55-67 | .821 | 18 | 99 | 117 | 209 | 100-0 | 57 | 128 | 7 | 444 | 5.9 | 1.6 | 2.8 |
| 04-05 | 44 | 648 | 61-186 | .328 | 33-41 | .805 | 18 | 53 | 71 | 69 | 47-0 | 13 | 39 | 0 | 191 | 4.3 | 1.6 | 1.6 |
| TOT. | 119 | 2040 | 218-593 | .371 | 88-108 | .815 | 36 | 152 | 188 | 278 | 147-0 | 70 | 167 | 7 | 635 | 5.4 | 1.6 | 2.3 |
| Three-point field goals: 03-04, 75-202 (.371), 04-05, 36-93 (.387) | | | | | | | | | | | | | | | | | | |
| Playoffs | | | | | | | | | | | | | | | | | | |
| 04-05 | 4 | 17 | 1-4 | .250 | 0-0 | .000 | 0 | 3 | 3 | 278 | 3-0 | 0 | 1 | 0 | 2 | 0.5 | 0.8 | 0.5 |
| Three-point field goals: 04-05, 0-17 (.000). | | | | | | | | | | | | | | | | | | |

| ANDRAY BLATCHE #32, #7 | | | | SOUTH KENT PREP (CT) | | | | HEIGHT: 6-11 | | | WEIGHT: 248 | | | BORN: AUG. 22, 1986 | | | | |
|---|------------|-------------|-----------------|----------------------|----------------|-------------|------------|--------------|-------------|------------|--------------|------------|------------|---------------------|-------------|------------|------------|------------|
| YEAR | G | MIN | FGM-FGA | PCT | FTM-FTA | PCT | OFF | DEF | REB | AST | PF-DQ | STL | TO | BLK | PTS | PPG | RPG | APG |
| 05-06 | 29 | 175 | 26-67 | .388 | 10-12 | .833 | 12 | 26 | 38 | 10 | 36-0 | 5 | 12 | 7 | 65 | 2.2 | 1.3 | .3 |
| 06-07 | 56 | 682 | 86-197 | .437 | 30-49 | .612 | 77 | 114 | 191 | 39 | 94-0 | 17 | 49 | 32 | 206 | 3.7 | 3.4 | 0.7 |
| 07-08 | 82 | 1675 | 254-536 | .474 | 107-154 | .695 | 164 | 261 | 425 | 92 | 258-4 | 53 | 112 | 114 | 618 | 7.5 | 5.2 | 1.1 |
| 08-09 | 71 | 1703 | 297-630 | .471 | 114-162 | .704 | 126 | 252 | 378 | 118 | 211-2 | 53 | 117 | 74 | 713 | 10.0 | 5.3 | 1.7 |
| TOT. | 238 | 4235 | 663-1430 | .464 | 261-377 | .692 | 379 | 653 | 1032 | 259 | 599-6 | 128 | 290 | 227 | 1602 | 6.7 | 4.3 | 1.1 |
| Three-point field goals: 05-06, 3-13 (.231), 06-07, 4-27 (.148), 07-08, 3-13 (.231), 08-09, 5-21 (.238), TOT, 15-74 (.203). | | | | | | | | | | | | | | | | | | |
| Playoffs | | | | | | | | | | | | | | | | | | |
| 06-07 | 2 | 25 | 4-6 | .667 | 1-1 | 1.000 | 3 | 4 | 7 | 0 | 2-0 | 0 | 1 | 0 | 9 | 4.5 | 3.5 | 0.0 |
| 07-08 | 6 | 89 | 9-21 | .429 | 4-12 | .333 | 7 | 13 | 20 | 1 | 15-0 | 2 | 5 | 6 | 22 | 3.7 | 3.3 | 0.2 |
| TOT. | 8 | 114 | 13-27 | .481 | 5-13 | .385 | 10 | 17 | 27 | 1 | 17-0 | 2 | 6 | 6 | 31 | 3.9 | 3.4 | 0.1 |
| Three-point field goals: 06-07, 0-0 (---), 07-08, 0-1 (.000), TOT, 0-1 (.000). | | | | | | | | | | | | | | | | | | |

| TYRONE "MUGGSY" BOGUES #1 | | | | WAKE FOREST | | | | HEIGHT: 5-4 | | | WEIGHT: 140 | | | BORN: JAN. 9, 1965 | | | | |
|--|----|------|---------|-------------|---------|------|-----|-------------|-----|-----|-------------|-----|-----|--------------------|-----|-----|-----|-----|
| YEAR | G | MIN | FGM-FGA | PCT | FTM-FTA | PCT | OFF | DEF | REB | AST | PF-DQ | STL | TO | BLK | PTS | PPG | RPG | APG |
| 87-88 | 79 | 1628 | 166-426 | .390 | 58-74 | .784 | 35 | 101 | 136 | 404 | 138-1 | 127 | 101 | 3 | 393 | 5.0 | 1.7 | 5.1 |
| Three point field goals: 87-88, 3-16 (.188). | | | | | | | | | | | | | | | | | | |
| Playoffs | | | | | | | | | | | | | | | | | | |
| 87-88 | 1 | 2 | 0-0 | .000 | 0-0 | .000 | 0 | 0 | 0 | 2 | 0-0 | 0 | 1 | 0 | 0 | 0.0 | 0.0 | 2.0 |
| Three-point field goals: 87-88, 0-0 (---). | | | | | | | | | | | | | | | | | | |



ALL-TIME ROSTER

| MANUTE BOL #10 | | | | BRIDGEPORT | | | HEIGHT: 7-6 | | | | WEIGHT: 225 | | | BORN: OCT. 16, 1962 | | | | |
|----------------|------------|-------------|----------------|-------------|----------------|-------------|-------------|------------|-------------|-----------|--------------|-----------|------------|---------------------|------------|------------|------------|------------|
| YEAR | G | MIN | FGM-FGA | PCT | FTM-FTA | PCT | OFF | DEF | REB | AST | PF-DQ | STL | TO | BLK | PTS | PPG | RPG | APG |
| 85-86 | 80 | 2090 | 128-278 | .460 | 42-86 | .488 | 123 | 354 | 477 | 23 | 255-5 | 28 | 65 | 397 | 298 | 3.7 | 5.9 | 0.2 |
| 86-87 | 82 | 1552 | 103-231 | .446 | 45-67 | .672 | 84 | 278 | 362 | 11 | 189-1 | 20 | 61 | 302 | 251 | 3.1 | 4.4 | 0.3 |
| 87-88 | 77 | 1136 | 75-165 | .455 | 26-49 | .531 | 72 | 203 | 275 | 13 | 160-0 | 11 | 35 | 208 | 176 | 2.3 | 3.5 | 0.1 |
| 93-94 | 2 | 6 | 0-0 | .000 | 0-0 | .000 | 0 | 1 | 1 | 1 | 1-0 | 0 | 0 | 1 | 0 | 0.0 | 0.5 | 0.5 |
| TOT. | 239 | 4776 | 306-674 | .454 | 113-202 | .559 | 279 | 835 | 1114 | 46 | 604-6 | 59 | 166 | 908 | 720 | 2.3 | 3.6 | 0.2 |

Three-point field goals: 85-86, 0-1 (.000). 86-87, 0-1 (.000). 87-88, 0-1 (.000). 93-94, 0-0 (—). TOT.: 0-3 (.000).

Playoffs

| | | | | | | | | | | | | | | | | | | |
|-------------|-----------|------------|--------------|-------------|-------------|-------------|-----------|-----------|-----------|----------|-------------|----------|----------|-----------|-----------|------------|------------|------------|
| 85-86 | 5 | 152 | 10-17 | .588 | 3-8 | .375 | 16 | 22 | 38 | 1 | 2-0 | 3 | 4 | 29 | 23 | 4.6 | 7.6 | 0.2 |
| 86-87 | 3 | 43 | 4-10 | .400 | 0-2 | .000 | 5 | 4 | 9 | | 6-0 | 0 | 5 | 8 | 2.7 | 3.0 | | |
| 87-88 | 5 | 44 | 4-7 | .571 | 1-1 | 1.000 | 7 | 5 | 12 | | 5-0 | 1 | 2 | 9 | 1.3 | 2.4 | | |
| TOT. | 13 | 239 | 18-34 | .529 | 4-11 | .364 | 28 | 31 | 59 | 1 | 13-0 | 3 | 5 | 36 | 40 | 3.1 | 4.5 | 0.7 |

Three-point field goals: 85-86, 0-0 (—). 86-87, 0-1 (.000). 87-88, 0-0 (—). TOT.: 0-1 (.000).

| GEORGE BONSALE #33 | | | | ILLINOIS | | | HEIGHT: 6-8 | | | | WEIGHT: 220 | | | BORN: JUL. 11, 1935 | | | | |
|--------------------|---|-----|---------|----------|---------|------|-------------|-----|-----|-----|-------------|-----|----|---------------------|-----|-----|-----|-----|
| YEAR | G | MIN | FGM-FGA | PCT | FTM-FTA | PCT | OFF | DEF | REB | AST | PF-DQ | STL | TO | BLK | PTS | PPG | RPG | APG |
| 61-62 | 3 | 9 | 2-8 | .250 | 0-0 | .000 | 0 | 0 | 0 | 0 | 0-0 | 2 | - | 0 | 4 | 1.3 | 0.0 | 0.0 |

| CALVIN BOOTH #52 | | | | PENN STATE | | | HEIGHT: 6-11 | | | | WEIGHT: 250 | | | BORN: MAY 7, 1976 | | | | |
|------------------|------------|-------------|----------------|-------------|--------------|-------------|--------------|------------|------------|-----------|--------------|-----------|-----------|-------------------|------------|------------|------------|------------|
| YEAR | G | MIN | FGM-FGA | PCT | FTM-FTA | PCT | OFF | DEF | REB | AST | PF-DQ | STL | TO | BLK | PTS | PPG | RPG | APG |
| 99-00 | 11 | 143 | 16-46 | .348 | 10-14 | .714 | 15 | 17 | 32 | 7 | 23-0 | 3 | 6 | 14 | 42 | 3.8 | 2.9 | 0.6 |
| 00-01 | 40 | 640 | 74-168 | .440 | 33-45 | .733 | 53 | 121 | 174 | 23 | 91-1 | 17 | 36 | 81 | 181 | 4.5 | 4.4 | 0.6 |
| 05-06 | 33 | 248 | 20-47 | .426 | 5-9 | .556 | 19 | 33 | 52 | 12 | 44-0 | 9 | 8 | 9 | 46 | 1.4 | 1.6 | 0.4 |
| 06-07 | 44 | 380 | 31-66 | .470 | 6-10 | .600 | 27 | 54 | 81 | 18 | 71-0 | 4 | 9 | 29 | 69 | 1.6 | 1.8 | 0.4 |
| TOT. | 128 | 1411 | 141-327 | .431 | 54-78 | .692 | 114 | 225 | 339 | 60 | 241-1 | 33 | 59 | 133 | 338 | 2.6 | 2.6 | 0.5 |

Three-point field goals: 05-06, 1-2 (.500). 06-07, 1-2 (.500). TOT.: 2-4 (.500).

Playoffs

| | | | | | | | | | | | | | | | | | | |
|-------|---|----|-----|------|-----|-----|---|---|---|---|-----|---|---|---|---|-----|-----|-----|
| 06-07 | 1 | 18 | 2-3 | .667 | 0-0 | --- | 2 | 2 | 4 | 1 | 3-0 | 1 | 1 | 0 | 4 | 4.0 | 4.0 | 0.0 |
|-------|---|----|-----|------|-----|-----|---|---|---|---|-----|---|---|---|---|-----|-----|-----|

Three-point field goals: 06-07, 0-0 (---).

| LAWRENCE BOSTON #4 | | | | MARYLAND | | | HEIGHT: 6-8 | | | | WEIGHT: 225 | | | BORN: MAY 18, 1956 | | | | |
|--------------------|----|-----|---------|----------|---------|------|-------------|-----|-----|-----|-------------|-----|----|--------------------|-----|-----|-----|-----|
| YEAR | G | MIN | FGM-FGA | PCT | FTM-FTA | PCT | OFF | DEF | REB | AST | PF-DQ | STL | TO | BLK | PTS | PPG | RPG | APG |
| 79-80 | 13 | 125 | 24-52 | .462 | 8-13 | .615 | 19 | 20 | 39 | 2 | 25-0 | 4 | 8 | 2 | 56 | 4.3 | 3.0 | 0.2 |

| GARY BRADDS #33 | | | | OHIO STATE | | | HEIGHT: 6-8 | | | | WEIGHT: 210 | | | BORN: JUL. 26, 1942 | | | | |
|-----------------|-----------|------------|---------------|-------------|--------------|-------------|-------------|-----|-----------|-----------|-------------|-----|----|---------------------|------------|------------|------------|------------|
| YEAR | G | MIN | FGM-FGA | PCT | FTM-FTA | PCT | OFF | DEF | REB | AST | PF-DQ | STL | TO | BLK | PTS | PPG | RPG | APG |
| 64-65 | 41 | 335 | 46-111 | .414 | 45-63 | .714 | | | 84 | 19 | 36-0 | | | | 137 | 3.3 | 2.0 | 0.4 |
| 65-66 | 3 | 15 | 2-6 | .333 | 3-4 | .750 | | | 8 | 1 | 1-0 | | | | 7 | 2.3 | 2.6 | 0.3 |
| TOT. | 44 | 350 | 48-117 | .410 | 48-67 | .716 | | | 92 | 20 | 37-0 | | | | 144 | 3.3 | 2.0 | 0.4 |

Playoffs

| | | | | | | | | | | | | | | | | | | |
|-------|---|---|-----|------|-----|-------|---|---|---|---|-----|--|--|--|---|-----|-----|-----|
| 64-65 | 1 | 5 | 2-3 | .667 | 2-2 | 1.000 | 0 | 2 | 2 | 0 | 0-0 | | | | 6 | 6.0 | 2.0 | 0.0 |
|-------|---|---|-----|------|-----|-------|---|---|---|---|-----|--|--|--|---|-----|-----|-----|

| DUDLEY BRADLEY #22 | | | | NORTH CAROLINA | | | HEIGHT: 6-6 | | | | WEIGHT: 195 | | | BORN: MAR. 19, 1957 | | | | |
|--------------------|------------|-------------|----------------|----------------|---------------|-------------|-------------|------------|------------|------------|--------------|------------|------------|---------------------|------------|------------|------------|------------|
| YEAR | G | MIN | FGM-FGA | PCT | FTM-FTA | PCT | OFF | DEF | REB | AST | PF-DQ | STL | TO | BLK | PTS | PPG | RPG | APG |
| 84-85 | 73 | 1232 | 142-299 | .475 | 54-79 | .684 | 34 | 100 | 134 | 173 | 152-0 | 96 | 84 | 21 | 358 | 4.9 | 1.8 | 2.3 |
| 85-86 | 70 | 842 | 73-209 | .349 | 32-56 | .571 | 24 | 71 | 95 | 107 | 101-0 | 85 | 44 | 3 | 195 | 2.8 | 1.3 | 1.5 |
| TOT. | 143 | 2074 | 215-508 | .423 | 86-135 | .637 | 58 | 171 | 229 | 280 | 253-0 | 181 | 128 | 24 | 553 | 3.9 | 1.6 | 1.9 |

Three-point field goals: 84-85, 20-65 (.308). 85-86, 17-68 (.250). TOT.: 37-132 (.280).

Playoffs

| | | | | | | | | | | | | | | | | | | |
|-------------|----------|------------|--------------|-------------|-------------|-------------|----------|----------|-----------|-----------|-------------|----------|-----------|----------|-----------|------------|------------|------------|
| 84-85 | 4 | 41 | 5-9 | .556 | 3-4 | .750 | 2 | 4 | 6 | 6 | 5-0 | 2 | 5 | 0 | 14 | 3.5 | 1.5 | 1.5 |
| 85-86 | 5 | 82 | 12-29 | .414 | 6-9 | .667 | 2 | 3 | 5 | 7 | 14-0 | 5 | 7 | 0 | 33 | 6.6 | 1.0 | 1.4 |
| TOT. | 9 | 123 | 17-38 | .447 | 9-13 | .692 | 4 | 7 | 11 | 13 | 19-0 | 7 | 12 | 0 | 47 | 5.2 | 1.2 | 1.4 |

Three-point field goals: 84-85, 1-5 (.200). 85-86, 3-10 (.300). TOT.: 4-15 (.267).

| TORRAYS BRAGGS #21 | | | | XAVIER (OHIO) | | | HEIGHT: 6-8 | | | | WEIGHT: 245 | | | BORN: MAY 15, 1976 | | | | |
|--------------------|---|-----|---------|---------------|---------|------|-------------|-----|-----|-----|-------------|-----|----|--------------------|-----|-----|-----|-----|
| YEAR | G | MIN | FGM-FGA | PCT | FTM-FTA | PCT | OFF | DEF | REB | AST | PF-DQ | STL | TO | BLK | PTS | PPG | RPG | APG |
| 03-04 | 4 | 22 | 3-5 | .600 | 0-0 | .000 | 3 | 2 | 5 | 1 | 8-0 | 0 | 1 | 0 | 6 | 1.5 | 1.3 | .25 |

Three-point field goals: 03-04, 0-0 (.000).

| DAVID BRITTON #33 | | | | TEXAS A&M | | | HEIGHT: 6-4 | | | | WEIGHT: 202 | | | BORN: AUG. 29, 1958 | | | | |
|-------------------|---|-----|---------|-----------|---------|------|-------------|-----|-----|-----|-------------|-----|----|---------------------|-----|-----|-----|-----|
| YEAR | G | MIN | FGM-FGA | PCT | FTM-FTA | PCT | OFF | DEF | REB | AST | PF-DQ | STL | TO | BLK | PTS | PPG | RPG | APG |
| 80-81 | 2 | 9 | 2-3 | .667 | 0-0 | .000 | 0 | 2 | 2 | 3 | 2-0 | 1 | 0 | 0 | 4 | 2.0 | 1.1 | 1.5 |



ALL-TIME ROSTER

| DAMONE BROWN #10 | | | SYRACUSE | | | HEIGHT: 6-8 | | | WEIGHT: 202 | | | BORN: JUN. 28, 1979 | | | | | | |
|---|----|-----|----------|------|---------|-------------|-----|-----|-------------|-----|-------|---------------------|----|-----|-----|-----|-----|-----|
| YEAR | G | MIN | FGM-FGA | PCT | FTM-FTA | PCT | OFF | DEF | REB | AST | PF-DQ | STL | TO | BLK | PTS | PPG | RPG | APG |
| 04-05 | 14 | 152 | 23-62 | .371 | 4-9 | .444 | 10 | 18 | 28 | 14 | 17-0 | 1 | 15 | 6 | 54 | 3.9 | 2.0 | 1.0 |
| Three-point field goals: 04-05, 4-11 (.364) | | | | | | | | | | | | | | | | | | |

| DEE BROWN #17 | | | ILLINOIS | | | HEIGHT: 6-0 | | | WEIGHT: 185 | | | BORN: AUG. 17, 1984 | | | | | | |
|--|----|-----|----------|------|---------|-------------|-----|-----|-------------|-----|-------|---------------------|----|-----|-----|-----|-----|-----|
| YEAR | G | MIN | FGM-FGA | PCT | FTM-FTA | PCT | OFF | DEF | REB | AST | PF-DQ | STL | TO | BLK | PTS | PPG | RPG | APG |
| 08-09 | 17 | 233 | 17-44 | .386 | 1-3 | .333 | 7 | 21 | 28 | 33 | 22-0 | 10 | 14 | 0 | 41 | 2.4 | 1.6 | 1.9 |
| Three-point field goals: 17-05 (0.000) | | | | | | | | | | | | | | | | | | |

| KWAME BROWN #5 | | | GLYNAC ACADEMY | | | HEIGHT: 6-11 | | | WEIGHT: 240 | | | BORN: MAR. 10, 1982 | | | | | | |
|---|-----|------|----------------|------|---------|--------------|-----|-----|-------------|-----|-------|---------------------|-----|-----|------|------|-----|-----|
| YEAR | G | MIN | FGM-FGA | PCT | FTM-FTA | PCT | OFF | DEF | REB | AST | PF-DQ | STL | TO | BLK | PTS | PPG | RPG | APG |
| 01-02 | 57 | 817 | 94-243 | .387 | 70-99 | .707 | 63 | 135 | 198 | 43 | 105-2 | 16 | 43 | 26 | 258 | 4.5 | 3.5 | 0.8 |
| 02-03 | 80 | 1773 | 224-502 | .446 | 145-217 | .668 | 128 | 298 | 426 | 58 | 159-1 | 50 | 110 | 80 | 593 | 7.4 | 5.3 | 0.7 |
| 03-04 | 74 | 2239 | 288-589 | .489 | 228-334 | .683 | 178 | 372 | 550 | 112 | 144-0 | 66 | 140 | 52 | 805 | 10.9 | 7.4 | 1.5 |
| 04-05 | 42 | 908 | 109-237 | .460 | 74-129 | .574 | 72 | 134 | 206 | 39 | 112-0 | 25 | 67 | 15 | 292 | 7.0 | 4.9 | 0.9 |
| TOT. | 253 | 5737 | 715-1571 | .455 | 517-779 | .664 | 441 | 939 | 1380 | 252 | 520-3 | 157 | 360 | 173 | 1948 | 7.7 | 5.5 | 1.0 |
| Three-point field goals: 01-02, 0-1 (.000); 02-03, 0-3 (.000); 03-04, 1-2 (.500); 04-05, 0-0 (.000) TOT: 1-5 (.200) | | | | | | | | | | | | | | | | | | |

Playoffs

| | | | | | | | | | | | | | | | | | | |
|--|---|----|------|------|-----|------|---|----|----|---|-----|---|---|---|----|-----|-----|-----|
| 04-05 | 3 | 60 | 5-13 | .385 | 5-9 | .556 | 4 | 11 | 15 | 3 | 5-0 | 0 | 2 | 2 | 15 | 5.0 | 5.0 | 1.0 |
| Three-point field goals: 04-05, 0-0 (.000) | | | | | | | | | | | | | | | | | | |

| LEWIS BROWN #4 | | | NEVADA-LAS VEGAS | | | HEIGHT: 6-11 | | | WEIGHT: 235 | | | BORN: FEB. 19, 1955 | | | | | | |
|----------------|---|-----|------------------|------|---------|--------------|-----|-----|-------------|-----|-------|---------------------|----|-----|-----|-----|-----|-----|
| YEAR | G | MIN | FGM-FGA | PCT | FTM-FTA | PCT | OFF | DEF | REB | AST | PF-DQ | STL | TO | BLK | PTS | PPG | RPG | APG |
| 80-81 | 2 | 5 | 0-3 | .000 | 2-5 | .400 | 1 | 1 | 2 | 0 | 2-0 | 0 | 0 | 0 | 2 | 1.0 | 1.0 | 0.0 |

| STEVE BURTT #15 | | | IONA | | | HEIGHT: 6-2 | | | WEIGHT: 200 | | | BORN: NOV. 5, 1962 | | | | | | |
|--|---|-----|---------|------|---------|-------------|-----|-----|-------------|-----|-------|--------------------|----|-----|-----|-----|-----|-----|
| YEAR | G | MIN | FGM-FGA | PCT | FTM-FTA | PCT | OFF | DEF | REB | AST | PF-DQ | STL | TO | BLK | PTS | PPG | RPG | APG |
| 92-93 | 4 | 35 | 10-26 | .385 | 8-10 | .800 | 2 | 1 | 3 | 6 | 5-0 | 2 | 4 | 0 | 29 | 7.3 | 0.8 | 1.5 |
| Three-point field goals: 92-93, 1-3 (.333) | | | | | | | | | | | | | | | | | | |

| CARON BUTLER #3 | | | CONNECTICUT | | | HEIGHT: 6-7 | | | WEIGHT: 228 | | | BORN: MAR. 13, 1980 | | | | | | |
|---|-----|-------|-------------|------|-----------|-------------|-----|------|-------------|-----|-------|---------------------|-----|-----|------|------|-----|-----|
| YEAR | G | MIN | FGM-FGA | PCT | FTM-FTA | PCT | OFF | DEF | REB | AST | PF-DQ | STL | TO | BLK | PTS | PPG | RPG | APG |
| 05-06 | 75 | 2708 | 494-1086 | .455 | 289-332 | .870 | 114 | 352 | 466 | 186 | 238-4 | 127 | 175 | 18 | 1318 | 17.6 | 6.2 | 2.5 |
| 06-07 | 63 | 2474 | 451-975 | .463 | 283-328 | .863 | 147 | 320 | 467 | 233 | 188-0 | 134 | 181 | 17 | 1203 | 19.1 | 7.4 | 3.7 |
| 07-08 | 58 | 2314 | 439-943 | .466 | 236-262 | .901 | 93 | 295 | 388 | 284 | 160-0 | 128 | 150 | 20 | 1180 | 20.3 | 5.1 | 6.7 |
| 08-09 | 67 | 2585 | 491-1085 | .453 | 345-402 | .858 | 118 | 295 | 413 | 290 | 165-0 | 106 | 210 | 20 | 1392 | 20.8 | 6.2 | 4.3 |
| TOT | 263 | 10081 | 1875-4089 | .460 | 1153-1324 | .871 | 472 | 1263 | 1735 | 993 | 751-4 | 495 | 716 | 75 | 5093 | 19.4 | 6.6 | 3.8 |
| Three-point field goals: 05-06, 41-120 (.342); 06-07, 18-72 (.250); 07-08, 66-185 (.318); 08-09, 65-210 (.310). TOT. 190-377 (.324) | | | | | | | | | | | | | | | | | | |

Playoffs

| | | | | | | | | | | | | | | | | | | |
|--|----|-----|--------|------|-------|------|----|----|----|----|------|----|----|---|-----|------|------|-----|
| 05-06 | 6 | 262 | 42-101 | .416 | 24-29 | .828 | 16 | 47 | 63 | 16 | 31-0 | 12 | 14 | 4 | 111 | 18.5 | 10.5 | 2.7 |
| 07-08 | 6 | 246 | 40-87 | .460 | 27-31 | .871 | 10 | 24 | 34 | 23 | 19-0 | 11 | 16 | 1 | 112 | 18.7 | 5.7 | 3.8 |
| TOT | 12 | 508 | 82-188 | .436 | 51-60 | .850 | 26 | 71 | 97 | 39 | 50-0 | 23 | 30 | 5 | 223 | 18.6 | 8.1 | 3.3 |
| Three-point field goals: 05-06, 3-14 (.214) 07-08, 5-21 (.238). TOT. 8-35 (.229) | | | | | | | | | | | | | | | | | | |

| ELBERT BUTLER #20 | | | NIAGARA | | | HEIGHT: 6-2 | | | WEIGHT: 175 | | | BORN: JUL. 9, 1938 | | | | | | |
|-------------------|----|-----|---------|------|---------|-------------|-----|-----|-------------|-----|-------|--------------------|----|-----|-----|-----|-----|-----|
| YEAR | G | MIN | FGM-FGA | PCT | FTM-FTA | PCT | OFF | DEF | REB | AST | PF-DQ | STL | TO | BLK | PTS | PPG | RPG | APG |
| 64-65 | 25 | 172 | 24-73 | .329 | 11-15 | .733 | | | 21 | 12 | 25-0 | | | | 59 | 2.4 | 0.8 | 0.4 |

| MITCHELL BUTLER #32 | | | UCLA | | | HEIGHT: 6-5 | | | WEIGHT: 210 | | | BORN: DEC. 15, 1970 | | | | | | |
|---|-----|------|----------|------|---------|-------------|-----|-----|-------------|-----|-------|---------------------|-----|-----|------|-----|-----|-----|
| YEAR | G | MIN | FGM-FGA | PCT | FTM-FTA | PCT | OFF | DEF | REB | AST | PF-DQ | STL | TO | BLK | PTS | PPG | RPG | APG |
| 93-94 | 75 | 1321 | 207-418 | .495 | 104-180 | .578 | 106 | 119 | 225 | 77 | 131-1 | 54 | 87 | 20 | 518 | 6.9 | 3.0 | 1.0 |
| 94-95 | 76 | 1554 | 214-508 | .421 | 123-185 | .665 | 43 | 127 | 170 | 91 | 155-0 | 61 | 106 | 10 | 597 | 7.9 | 2.2 | 1.2 |
| 95-96 | 61 | 858 | 88-229 | .384 | 48-83 | .578 | 29 | 89 | 118 | 67 | 104-0 | 41 | 67 | 12 | 237 | 3.9 | 1.9 | 1.1 |
| 03-04 | 41 | 552 | 54-124 | .435 | 15-24 | .625 | 24 | 47 | 71 | 32 | 54-0 | 22 | 24 | 4 | 134 | 3.3 | 1.7 | 0.8 |
| TOT. | 253 | 4285 | 563-1279 | .440 | 290-472 | .614 | 202 | 382 | 584 | 267 | 444-1 | 178 | 284 | 46 | 1486 | 5.8 | 2.0 | 1.1 |
| Three-point field goals: 93-94, 0-5 (.000); 94-95, 46-141 (.326); 95-96, 13-60 (.216); 03-04, 11-30 (.367). TOT.: 70-236 (.297) | | | | | | | | | | | | | | | | | | |

| BARNEY CABLE #35 | | | BRADLEY | | | HEIGHT: 6-7 | | | WEIGHT: 175 | | | BORN: JUL. 29, 1936 | | | | | | |
|---------------------------------|-----|------|----------|------|---------|-------------|-----|-----|-------------|-----|-------|---------------------|----|-----|------|------|-----|-----|
| YEAR | G | MIN | FGM-FGA | PCT | FTM-FTA | PCT | OFF | DEF | REB | AST | PF-DQ | STL | TO | BLK | PTS | PPG | RPG | APG |
| 61-62 | 67 | 1861 | 305-749 | .407 | 118-181 | .652 | | | 563 | 115 | 211-4 | | | | 728 | 10.9 | 8.4 | 1.7 |
| 15 games-Chicago, 52-St. Louis) | | | | | | | | | | | | | | | | | | |
| 62-63 | 61 | 1200 | 173-380 | .455 | 62-96 | .646 | | | 242 | 82 | 136-0 | | | | 408 | 6.7 | 3.9 | 1.3 |
| 63-64 | 71 | 1125 | 116-290 | .400 | 28-42 | .667 | | | 301 | 47 | 166-3 | | | | 260 | 3.7 | 4.2 | 0.6 |
| TOT. | 199 | 4186 | 594-1419 | .419 | 208-319 | .652 | | | 1106 | 244 | 513-7 | | | | 1396 | 7.0 | 5.5 | 1.2 |



ALL-TIME ROSTER

| BRIAN CARDINAL #35 | | | | | PURDUE | | | HEIGHT: 6-8 | | | WEIGHT: 245 | | | BORN: MAY 2, 1977 | | | | |
|--------------------|---|-----|---------|------|---------|------|-----|-------------|-----|-----|-------------|-----|----|-------------------|-----|-----|-----|-----|
| YEAR | G | MIN | FGM-FGA | PCT | FTM-FTA | PCT | OFF | DEF | REB | AST | PF-DQ | STL | TO | BLK | PTS | PPG | RPG | APG |
| 02-03 | 5 | 15 | 1-4 | .250 | 0-1 | .000 | 3 | 2 | 5 | 1 | 0-0 | 0 | 1 | 0 | 4 | .8 | .2 | .2 |

| HOWIE CARL #10 | | | | | DEPAUL | | | HEIGHT: 5-9 | | | WEIGHT: 160 | | | BORN: JUN. 7, 1938 | | | | |
|----------------|----|-----|---------|------|---------|------|-----|-------------|-----|-----|-------------|-----|----|--------------------|-----|-----|-----|-----|
| YEAR | G | MIN | FGM-FGA | PCT | FTM-FTA | PCT | OFF | DEF | REB | AST | PF-DQ | STL | TO | BLK | PTS | PPG | RPG | APG |
| 61-62 | 31 | 382 | 67-201 | .333 | 36-51 | .706 | | | 39 | 57 | 41-1 | | | | 170 | 5.5 | 1.2 | 1.8 |

| AUSTIN CARR #34 | | | | | NOTRE DAME | | | HEIGHT: 6-4 | | | WEIGHT: 200 | | | BORN: MAR. 10, 1948 | | | | |
|---|----|-----|---------|------|------------|------|-----|-------------|-----|-----|-------------|-----|----|---------------------|-----|-----|-----|-----|
| YEAR | G | MIN | FGM-FGA | PCT | FTM-FTA | PCT | OFF | DEF | REB | AST | PF-DQ | STL | TO | BLK | PTS | PPG | RPG | APG |
| 80-81 | 39 | 580 | 80-206 | .388 | 32-50 | .640 | 18 | 34 | 52 | 49 | 43-0 | 14 | 32 | 2 | 192 | 4.9 | 1.3 | 1.2 |
| Three-point field goals: 80-81, 0-7 (.000). | | | | | | | | | | | | | | | | | | |

| FRED CARTER #3 | | | | | MT. ST. MARY'S | | | HEIGHT: 6-3 | | | WEIGHT: 195 | | | BORN: FEB. 14, 1945 | | | | |
|-----------------|------------|-------------|-----------------|-------------|----------------|-------------|-----|-------------|------------|------------|--------------|-----|----|---------------------|-------------|-------------|------------|------------|
| YEAR | G | MIN | FGM-FGA | PCT | FTM-FTA | PCT | OFF | DEF | REB | AST | PF-DQ | STL | TO | BLK | PTS | PPG | RPG | APG |
| 69-70 | 76 | 1219 | 157-439 | .358 | 80-116 | .690 | | | 192 | 121 | 137-0 | | | | 394 | 5.2 | 2.5 | 1.5 |
| 70-71 | 77 | 1707 | 340-815 | .417 | 119-183 | .650 | | | 251 | 165 | 165-0 | | | | 799 | 10.4 | 3.2 | 2.1 |
| 71-72 | 2 | 68 | 6-27 | .222 | 3-9 | .333 | | | 19 | 12 | 7-0 | | | | 15 | 7.5 | 9.5 | 6.0 |
| TOT. | 155 | 2994 | 503-1281 | .393 | 202-308 | .656 | | | 462 | 308 | 309-0 | | | | 1208 | 7.8 | 2.9 | 1.9 |
| Playoffs | | | | | | | | | | | | | | | | | | |
| 69-70 | 7 | 253 | 41-107 | .383 | 17-28 | .607 | | | 31 | 24 | 27-0 | | | | 99 | 14.1 | 4.4 | 3.4 |
| 70-71 | 18 | 597 | 108-260 | .415 | 47-73 | .644 | | | 82 | 36 | 63-0 | | | | 263 | 14.6 | 4.5 | 2.0 |
| TOT. | 25 | 850 | 149-367 | .406 | 64-101 | .634 | | | 113 | 60 | 90-0 | | | | 362 | 14.5 | 4.5 | 2.4 |

| TERRY CATLEDGE #33 | | | | | SOUTH ALABAMA | | | HEIGHT: 6-8 | | | WEIGHT: 230 | | | BORN: AUG. 23, 1963 | | | | |
|---|------------|-------------|------------------|-------------|----------------|-------------|------------|-------------|-------------|------------|--------------|------------|------------|---------------------|-------------|-------------|------------|------------|
| YEAR | G | MIN | FGM-FGA | PCT | FTM-FTA | PCT | OFF | DEF | REB | AST | PF-DQ | STL | TO | BLK | PTS | PPG | RPG | APG |
| 86-87 | 78 | 2149 | 413-835 | .495 | 199-335 | .594 | 248 | 312 | 566 | 56 | 195-1 | 43 | 145 | 14 | 1025 | 13.1 | 7.1 | 0.7 |
| 87-88 | 70 | 1610 | 296-585 | .506 | 154-235 | .655 | 180 | 217 | 397 | 63 | 172-0 | 33 | 101 | 9 | 746 | 10.7 | 5.6 | 0.9 |
| 88-89 | 79 | 2077 | 334-681 | .490 | 153-254 | .602 | 230 | 342 | 572 | 75 | 250-5 | 46 | 120 | 25 | 822 | 10.4 | 7.2 | 0.9 |
| TOT. | 227 | 5836 | 1043-2101 | .496 | 506-824 | .614 | 658 | 871 | 1529 | 194 | 617-6 | 122 | 366 | 48 | 2593 | 11.4 | 6.7 | 0.8 |
| Three-point field goals: 86-87, 0-4 (.000). 87-88, 0-2 (.000). 88-89, 1-5 (.200). TOT: 1-11 (.091). | | | | | | | | | | | | | | | | | | |

| TERRY CATLEDGE #33 | | | | | SOUTH ALABAMA | | | HEIGHT: 6-8 | | | WEIGHT: 230 | | | BORN: AUG. 23, 1963 | | | | |
|--|----------|------------|--------------|-------------|---------------|-------------|----------|-------------|-----------|----------|-------------|----------|----------|---------------------|-----------|------------|------------|------------|
| YEAR | G | MIN | FGM-FGA | PCT | FTM-FTA | PCT | OFF | DEF | REB | AST | PF-DQ | STL | TO | BLK | PTS | PPG | RPG | APG |
| 86-87 | 3 | 98 | 23-41 | .561 | 9-17 | .529 | 7 | 18 | 25 | 0 | 5-0 | 3 | 7 | 1 | 55 | 18.3 | 8.3 | 0.0 |
| 87-88 | 5 | 45 | 4-11 | .364 | 3-4 | .750 | 2 | 4 | 6 | 2 | 9-0 | 0 | 2 | 0 | 11 | 2.2 | 1.2 | 0.4 |
| TOT. | 8 | 143 | 27-52 | .519 | 12-21 | .571 | 9 | 22 | 31 | 2 | 14-0 | 3 | 9 | 1 | 66 | 8.3 | 3.8 | 0.2 |
| Three-point field goals: 86-87, 0-0 (---). 87-88, 0-1 (.000). TOT: 0-1 (.000). | | | | | | | | | | | | | | | | | | |

| REX CHAPMAN #3 | | | | | KENTUCKY | | | HEIGHT: 6-4 | | | WEIGHT: 195 | | | BORN: OCT. 5, 1967 | | | | |
|--|------------|-------------|-----------------|-------------|----------------|-------------|-----------|-------------|------------|------------|--------------|------------|------------|--------------------|-------------|-------------|------------|------------|
| YEAR | G | MIN | FGM-FGA | PCT | FTM-FTA | PCT | OFF | DEF | REB | AST | PF-DQ | STL | TO | BLK | PTS | PPG | RPG | APG |
| 91-92 | 1 | 22 | 5-12 | .416 | 0-0 | .000 | 0 | 4 | 4 | 3 | 4-0 | 1 | 3 | 0 | 10 | 10.0 | 4.0 | 3.0 |
| 92-93 | 60 | 1300 | 287-602 | .477 | 132-163 | .810 | 19 | 69 | 88 | 116 | 119-1 | 38 | 79 | 10 | 749 | 12.5 | 1.5 | 1.9 |
| 93-94 | 60 | 2025 | 431-865 | .498 | 168-206 | .816 | 57 | 89 | 146 | 185 | 83-0 | 59 | 117 | 8 | 1094 | 18.2 | 2.4 | 3.1 |
| 94-95 | 45 | 1468 | 254-639 | .397 | 137-159 | .862 | 23 | 90 | 113 | 128 | 85-0 | 67 | 62 | 15 | 731 | 16.2 | 2.1 | 2.8 |
| TOT. | 166 | 4815 | 977-2118 | .461 | 437-528 | .827 | 99 | 252 | 351 | 432 | 291-1 | 165 | 261 | 33 | 2584 | 15.5 | 2.1 | 0.7 |
| Three-point field goals: 91-92, 8-29 (.448). 92-93, 43-116 (.477). 93-94, 64-165 (.498). 94-95, 86-274 (.397). TOT: 356-1065 (.438). | | | | | | | | | | | | | | | | | | |

| CALBERT CHEANEY #40 | | | | | INDIANA | | | HEIGHT: 6-7 | | | WEIGHT: 217 | | | BORN: JUL 17, 1971 | | | | |
|--|------------|--------------|------------------|-------------|-----------------|-------------|------------|-------------|-------------|------------|---------------|------------|------------|--------------------|-------------|-------------|------------|------------|
| YEAR | G | MIN | FGM-FGA | PCT | FTM-FTA | PCT | OFF | DEF | REB | AST | PF-DQ | STL | TO | BLK | PTS | PPG | RPG | APG |
| 93-94 | 65 | 1604 | 327-696 | .470 | 124-161 | .770 | 88 | 102 | 190 | 126 | 148-0 | 63 | 108 | 10 | 779 | 12.0 | 2.9 | 1.9 |
| 94-95 | 78 | 2651 | 512-1129 | .453 | 173-213 | .812 | 105 | 216 | 321 | 177 | 215-0 | 80 | 151 | 21 | 1293 | 16.6 | 4.1 | 2.3 |
| 95-96 | 70 | 2324 | 426-905 | .471 | 151-214 | .706 | 67 | 172 | 239 | 154 | 205-1 | 67 | 129 | 18 | 1055 | 15.1 | 3.4 | 2.2 |
| 96-97 | 79 | 2411 | 369-730 | .505 | 95-137 | .693 | 70 | 198 | 268 | 114 | 226-3 | 77 | 94 | 18 | 837 | 10.6 | 3.4 | 1.4 |
| 97-98 | 82 | 2841 | 448-981 | .457 | 139-215 | .647 | 82 | 242 | 324 | 173 | 264-4 | 96 | 104 | 36 | 1050 | 12.8 | 4.0 | 2.1 |
| 98-99 | 50 | 1266 | 172-415 | .414 | 33-67 | .493 | 33 | 108 | 141 | 73 | 146-0 | 39 | 42 | 16 | 385 | 7.7 | 2.8 | 1.5 |
| TOT. | 424 | 13097 | 2254-4856 | .464 | 715-1007 | .710 | 445 | 1038 | 1483 | 817 | 1204-8 | 422 | 628 | 119 | 5399 | 12.7 | 3.5 | 1.9 |
| Three-point field goals: 93-94, 1-23 (.043). 94-95, 96-283 (.339). 95-96, 52-154 (.338). 96-97, 4-30 (.133). 97-98, 15-53 (.283). 98-99, 8-37 (.216). TOT: 176-580 (.303). | | | | | | | | | | | | | | | | | | |

| CALBERT CHEANEY #40 | | | | | INDIANA | | | HEIGHT: 6-7 | | | WEIGHT: 217 | | | BORN: JUL 17, 1971 | | | | |
|---|---|-----|---------|------|---------|------|-----|-------------|-----|-----|-------------|-----|----|--------------------|-----|------|-----|-----|
| YEAR | G | MIN | FGM-FGA | PCT | FTM-FTA | PCT | OFF | DEF | REB | AST | PF-DQ | STL | TO | BLK | PTS | PPG | RPG | APG |
| 96-97 | 3 | 120 | 18-41 | .439 | 9-12 | .750 | 6 | 5 | 11 | 4 | 10-0 | 3 | 5 | 2 | 45 | 15.0 | 3.7 | 1.3 |
| Three-point field goals: 96-97, 0-2 (.000). | | | | | | | | | | | | | | | | | | |



ALL-TIME ROSTER

| PHIL CHENIER #45 | | | | | CALIFORNIA | | | | | HEIGHT: 6-3 | | | WEIGHT: 180 | | | BORN: OCT. 30, 1950 | | |
|------------------|------------|--------------|------------------|-------------|------------------|-------------|------------|-------------|-------------|-------------|---------------|------------|-------------|------------|-------------|---------------------|------------|------------|
| YEAR | G | MIN | FGM-FGA | PCT | FTM-FTA | PCT | OFF | DEF | REB | AST | PF-DQ | STL | TO | BLK | PTS | PPG | RPG | APG |
| 71-72 | 81 | 2481 | 407-981 | .415 | 182-247 | .737 | | | 268 | 205 | 191-2 | | | | 996 | 12.3 | 3.3 | 2.5 |
| 72-73 | 71 | 2776 | 602-1332 | .452 | 194-244 | .795 | | | 288 | 301 | 160-0 | | | | 1398 | 19.7 | 4.0 | 4.2 |
| 73-74 | 76 | 2942 | 697-1607 | .434 | 274-334 | .820 | 114 | 274 | 388 | 239 | 135-0 | 155 | | 67 | 1668 | 21.9 | 5.1 | 3.1 |
| 74-75 | 77 | 2869 | 690-1533 | .450 | 301-365 | .825 | 74 | 218 | 292 | 248 | 158-3 | 176 | | 58 | 1681 | 21.8 | 3.7 | 3.2 |
| 75-76 | 80 | 2952 | 654-1355 | .483 | 282-341 | .827 | 84 | 236 | 320 | 255 | 186-2 | 158 | | 45 | 1590 | 19.9 | 4.0 | 3.1 |
| 76-77 | 78 | 2842 | 654-1472 | .444 | 270-321 | .841 | 56 | 243 | 299 | 294 | 166-0 | 120 | | 39 | 1578 | 20.2 | 3.8 | 3.7 |
| 77-78 | 36 | 937 | 200-451 | .443 | 109-138 | .790 | 15 | 87 | 102 | 73 | 54-0 | 36 | | 9 | 509 | 14.1 | 2.8 | 2.0 |
| 78-79 | 27 | 385 | 69-158 | .437 | 18-28 | .643 | 3 | 17 | 20 | 31 | 28-0 | 4 | | 5 | 156 | 5.8 | 0.7 | 1.1 |
| 79-80 | 20 | 470 | 84-214 | .393 | 31-41 | .756 | 10 | 33 | 43 | 42 | 26-0 | 18 | | 5 | 202 | 10.1 | 2.1 | 2.1 |
| TOT. | 546 | 18654 | 4057-9103 | .446 | 1661-2059 | .807 | 356 | 1108 | 2040 | 1688 | 1104-7 | 667 | | 228 | 9778 | 17.9 | 3.7 | 3.0 |

| Playoffs | | | | | | | | | | | | | | | | | | | |
|-------------|-----------|-------------|----------------|-------------|----------------|-------------|-----------|------------|------------|------------|--------------|-----------|--|-----------|-------------|-------------|------------|------------|--|
| 71-72 | 6 | 153 | 22-59 | .373 | 10-12 | .833 | | | 16 | 5 | 16-0 | | | | 54 | 9.0 | 2.6 | 0.8 | |
| 72-73 | 5 | 211 | 43-85 | .506 | 3-4 | .750 | | | 21 | 17 | 13-0 | | | | 89 | 17.8 | 4.2 | 3.4 | |
| 73-74 | 7 | 310 | 62-137 | .453 | 33-37 | .892 | 6 | 37 | 43 | 12 | 19-0 | 13 | | 8 | 157 | 22.4 | 6.1 | 1.7 | |
| 74-75 | 17 | 692 | 155-330 | .470 | 102-114 | .895 | 18 | 58 | 76 | 54 | 45-1 | 22 | | 11 | 412 | 24.2 | 4.4 | 3.1 | |
| 75-76 | 7 | 265 | 56-128 | .438 | 14-17 | .824 | 6 | 20 | 26 | 11 | 27-0 | 6 | | 3 | 126 | 18.0 | 3.7 | 1.5 | |
| 76-77 | 9 | 360 | 90-189 | .476 | 45-56 | .804 | 8 | 32 | 40 | 23 | 16-0 | 15 | | 4 | 225 | 25.0 | 4.4 | 3.1 | |
| 78-79 | 9 | 97 | 10-46 | .217 | 5-11 | .455 | 3 | 5 | 8 | 9 | 16-0 | 3 | | 0 | 25 | 2.8 | 0.8 | 1.0 | |
| TOT. | 60 | 2088 | 438-974 | .450 | 212-251 | .845 | 41 | 152 | 230 | 131 | 152-1 | 59 | | 26 | 1088 | 18.1 | 3.8 | 2.1 | |

| JIM CHONES #9 | | | | | MARQUETTE '72 | | | | | HEIGHT: 6-11 | | | WEIGHT: 220 | | | BORN: NOV. 30, 1949 | | |
|-----------------|----|-----|---------|------|---------------|------|-----|-----|-----|--------------|-------|-----|-------------|-----|-----|---------------------|-----|-----|
| YEAR | G | MIN | FGM-FGA | PCT | FTM-FTA | PCT | OFF | DEF | REB | AST | PF-DQ | STL | TO | BLK | PTS | PPG | RPG | APG |
| 81-82 | 59 | 867 | 74-171 | .433 | 36-46 | .783 | 39 | 146 | 185 | 64 | 114-1 | 15 | 0 | 32 | 184 | 3.1 | 3.1 | 1.0 |
| Playoffs | | | | | | | | | | | | | | | | | | |
| 81-82 | 5 | 30 | 2-9 | .222 | 1-3 | .333 | 1 | 5 | 6 | 2 | 8-0 | 1 | 0 | 2 | 5 | 1.0 | 1.2 | 0.4 |

| ARCHIE CLARK #44, #21 | | | | | MINNESOTA | | | | | HEIGHT: 6-2 | | | WEIGHT: 175 | | | BORN: JUL. 15, 1941 | | |
|-----------------------|------------|-------------|------------------|-------------|----------------|-------------|-----|-----|------------|-------------|--------------|-----|-------------|-----|-------------|---------------------|------------|------------|
| YEAR | G | MIN | FGM-FGA | PCT | FTM-FTA | PCT | OFF | DEF | REB | AST | PF-DQ | STL | TO | BLK | PTS | PPG | RPG | APG |
| 71-72 | 76 | 3243 | 701-1500 | .467 | 507-656 | .773 | | | 265 | 606 | 191-0 | | | | 1909 | 25.1 | 3.4 | 7.9 |
| 72-73 | 39 | 1477 | 302-596 | .507 | 111-137 | .810 | | | 129 | 275 | 111-1 | | | | 715 | 18.3 | 3.3 | 7.0 |
| 73-74 | 56 | 1786 | 315-675 | .467 | 103-131 | .786 | 44 | 97 | 141 | 285 | 122-0 | 59 | | 6 | 733 | 13.1 | 2.5 | 5.0 |
| TOT. | 171 | 6506 | 1318-2771 | .476 | 721-924 | .780 | | | 535 | 1166 | 424-1 | | | | 3357 | 19.6 | 3.1 | 6.8 |
| Playoffs | | | | | | | | | | | | | | | | | | |
| 71-72 | 6 | 271 | 55-126 | .437 | 50-59 | .847 | | | 24 | 47 | 15-0 | | | | 160 | 26.7 | 4.0 | 7.8 |
| 72-73 | 5 | 214 | 46-92 | .500 | 14-18 | .778 | | | 17 | 26 | 20-1 | | | | 106 | 21.2 | 3.4 | 5.2 |
| 73-74 | 7 | 162 | 20-59 | .339 | 11-20 | .550 | 3 | 10 | 13 | 15 | 13-0 | 5 | | | 51 | 7.3 | 1.8 | 2.1 |
| TOT. | 18 | 647 | 121-277 | .437 | 75-97 | .773 | | | 54 | 88 | 48-1 | | | | 317 | 17.6 | 3.0 | 4.8 |

| JIM CLEAMONS #33 | | | | | OHIO STATE | | | | | HEIGHT: 6-3 | | | WEIGHT: 185 | | | BORN: SEPT. 13, 1949 | | |
|------------------|----|------|---------|------|------------|------|-----|-----|-----|-------------|-------|-----|-------------|-----|-----|----------------------|-----|-----|
| YEAR | G | MIN | FGM-FGA | PCT | FTM-FTA | PCT | OFF | DEF | REB | AST | PF-DQ | STL | TO | BLK | PTS | PPG | RPG | APG |
| 79-80 | 57 | 1535 | 184-381 | .483 | 72-98 | .735 | 43 | 90 | 133 | 248 | 120-0 | 44 | 92 | 9 | 444 | 7.8 | 2.3 | 4.3 |

| JOHN COKER #51 | | | | | BOISE STATE | | | | | HEIGHT: 7-1 | | | WEIGHT: 280 | | | BORN: OCT. 28, 1971 | | |
|----------------|----|-----|---------|------|-------------|------|-----|-----|-----|-------------|-------|-----|-------------|-----|-----|---------------------|-----|-----|
| YEAR | G | MIN | FGM-FGA | PCT | FTM-FTA | PCT | OFF | DEF | REB | AST | PF-DQ | STL | TO | BLK | PTS | PPG | RPG | APG |
| 98-99 | 14 | 98 | 13-31 | .419 | 5-6 | .833 | 7 | 15 | 22 | 0 | 17-0 | 1 | 2 | 2 | 31 | 2.2 | 1.6 | 0.0 |

| DON COLLINS #22 | | | | | WASHINGTON STATE | | | | | HEIGHT: 6-6 | | | WEIGHT: 205 | | | BORN: NOV. 28, 1958 | | |
|-----------------|------------|-------------|-----------------|-------------|------------------|-------------|------------|------------|------------|-------------|--------------|------------|-------------|-----------|-------------|---------------------|------------|------------|
| YEAR | G | MIN | FGM-FGA | PCT | FTM-FTA | PCT | OFF | DEF | REB | AST | PF-DQ | STL | TO | BLK | PTS | PPG | RPG | APG |
| 80-81 | 34 | 661 | 130-281 | .463 | 74-110 | .673 | 33 | 48 | 81 | 75 | 93-3 | 35 | 174 | 14 | 334 | 9.8 | 2.3 | 2.2 |
| 81-82 | 79 | 1609 | 334-653 | .511 | 121-169 | .716 | 101 | 95 | 196 | 148 | 195-1 | 89 | 135 | 24 | 790 | 10.0 | 2.4 | 1.8 |
| 82-83 | 65 | 1575 | 332-635 | .523 | 101-136 | .743 | 116 | 94 | 210 | 132 | 166-1 | 87 | 146 | 30 | 765 | 11.8 | 3.2 | 2.0 |
| 84-85 | 11 | 91 | 12-34 | .353 | 8-9 | .889 | 10 | 9 | 19 | 7 | 5-0 | 7 | 8 | 4 | 32 | 2.9 | 1.7 | 0.6 |
| TOT. | 189 | 3936 | 808-1603 | .504 | 304-424 | .717 | 260 | 246 | 506 | 362 | 459-5 | 218 | 363 | 72 | 1921 | 10.2 | 2.6 | 1.9 |

Three-point field goals: 80-81, 0-3 (.000). 81-82, 1-12 (.083). 82-83, 0-6 (.000). 84-85, 0-0 (—). **TOT.: 1-21 (.047).**

Playoffs

81-82 7 149 19-44 .432 5-7 .714 9 13 22 6 25-1 4 11 1 43 6.1 3.1 0.8

Three-point field goals: 81-82, 0-0 (—).

| STEVE COLTER #20 | | | | | NEW MEXICO ST. | | | | | HEIGHT: 6-3 | | | WEIGHT: 165 | | | BORN: JUL. 24, 1962 | | |
|------------------|------------|-------------|-----------------|-------------|----------------|-------------|------------|------------|------------|-------------|--------------|------------|-------------|-----------|-------------|---------------------|------------|------------|
| YEAR | G | MIN | FGM-FGA | PCT | FTM-FTA | PCT | OFF | DEF | REB | AST | PF-DQ | STL | TO | BLK | PTS | PPG | RPG | APG |
| 87-88 | 56 | 1361 | 188-401 | .469 | 68-86 | .791 | 51 | 104 | 155 | 235 | 112-0 | 56 | 74 | 14 | 447 | 8.0 | 2.7 | 4.1 |
| 88-89 | 80 | 1425 | 203-457 | .444 | 125-167 | .749 | 62 | 120 | 182 | 225 | 158-0 | 69 | 64 | 14 | 534 | 6.7 | 2.2 | 2.8 |
| 89-90 | 73 | 977 | 142-297 | .478 | 77-95 | .811 | 55 | 121 | 176 | 148 | 98-0 | 47 | 38 | 10 | 361 | 4.9 | 2.4 | 2.0 |
| TOT. | 209 | 3763 | 533-1155 | .461 | 270-348 | .776 | 168 | 345 | 513 | 608 | 368-0 | 172 | 176 | 38 | 1342 | 6.4 | 2.4 | 2.9 |

Three-point field goals: 87-88, 3-10 (.300). 88-89, 3-25 (.120). 89-90, 0-5 (.000). **TOT. 6-40 (.150).**

Playoffs



ALL-TIME ROSTER

87-88 5 86 14-31 .452 4-7 .571 5 10 15 13 9-0 3 5 3 32 6.4 3.0 2.6
Three-point field goals: 87-88, 0-0 (—).

| LARRY COMLEY #52 | | | | | KANSAS STATE | | | HEIGHT: 6-5 | | | WEIGHT: 210 | | | BORN: AUG. 17, 1939 | | | | |
|------------------|----|-----|---------|------|--------------|------|-----|-------------|-----|-----|-------------|-----|----|---------------------|-----|-----|-----|-----|
| YEAR | G | MIN | FGM-FGA | PCT | FTM-FTA | PCT | OFF | DEF | REB | AST | PF-DQ | STL | TO | BLK | PTS | PPG | RPG | APG |
| 63-64 | 12 | 89 | 8-37 | .216 | 9-16 | .563 | | | 19 | 12 | 11-0 | | | | 25 | 2.1 | 1.5 | 1.0 |

| MARTY CONLON #50 | | | | | PROVIDENCE | | | HEIGHT: 6-11 | | | WEIGHT: 245 | | | BORN: JAN. 19, 1968 | | | | |
|------------------|----|-----|---------|------|------------|------|-----|--------------|-----|-----|-------------|-----|----|---------------------|-----|-----|-----|-----|
| YEAR | G | MIN | FGM-FGA | PCT | FTM-FTA | PCT | OFF | DEF | REB | AST | PF-DQ | STL | TO | BLK | PTS | PPG | RPG | APG |
| 93-94 | 14 | 201 | 29-56 | .518 | 12-15 | .800 | 19 | 31 | 50 | 6 | 33-0 | 4 | 0 | 1 | 70 | 5.0 | 2.2 | 0.4 |

Three-point field goals: 93-94, 0-1 (.000).

| DARWIN COOK #12 | | | | | PORTLAND | | | HEIGHT: 6-3 | | | WEIGHT: 195 | | | BORN: AUG. 6, 1958 | | | | |
|-----------------|----|------|---------|------|----------|------|-----|-------------|-----|-----|-------------|-----|----|--------------------|-----|-----|-----|-----|
| YEAR | G | MIN | FGM-FGA | PCT | FTM-FTA | PCT | OFF | DEF | REB | AST | PF-DQ | STL | TO | BLK | PTS | PPG | RPG | APG |
| 86-87 | 82 | 1420 | 265-622 | .426 | 82-103 | .796 | 46 | 99 | 145 | 151 | 136-0 | 98 | 96 | 17 | 614 | 7.5 | 1.7 | 1.8 |

Three-point field goals: 86-87, 2-23 (.087).

Playoffs

| | | | | | | | | | | | | | | | | | | |
|-------|---|----|------|------|-----|------|---|---|---|---|-----|---|---|---|----|-----|-----|-----|
| 86-87 | 3 | 41 | 6-24 | .250 | 1-2 | .500 | 4 | 3 | 7 | 3 | 4-0 | 4 | 0 | 0 | 14 | 4.7 | 2.3 | 1.0 |
|-------|---|----|------|------|-----|------|---|---|---|---|-----|---|---|---|----|-----|-----|-----|

Three-point field goals: 86-87, 1-2 (.500).

| JOE COOPER #4 | | | | | COLORADO | | | HEIGHT: 6-10 | | | WEIGHT: 230 | | | BORN: SEPT. 1, 1957 | | | | |
|---------------|---|-----|---------|------|----------|------|-----|--------------|-----|-----|-------------|-----|----|---------------------|-----|-----|-----|-----|
| YEAR | G | MIN | FGM-FGA | PCT | FTM-FTA | PCT | OFF | DEF | REB | AST | PF-DQ | STL | TO | BLK | PTS | PPG | RPG | APG |
| 82-83 | 5 | 47 | 5-9 | .556 | 5-9 | .556 | 4 | 9 | 13 | 2 | 7-0 | 0 | 0 | 0 | 15 | 3.0 | 2.6 | 0.4 |

| CHRIS CORCHIANI #13 | | | | | NORTH CAROLINA ST | | | HEIGHT: 6-1 | | | WEIGHT: 186 | | | BORN: MAR. 28, 1968 | | | | |
|---------------------|---|-----|---------|-------|-------------------|------|-----|-------------|-----|-----|-------------|-----|----|---------------------|-----|-----|-----|-----|
| YEAR | G | MIN | FGM-FGA | PCT | FTM-FTA | PCT | OFF | DEF | REB | AST | PF-DQ | STL | TO | BLK | PTS | PPG | RPG | APG |
| 92-93 | 1 | 3 | 1-1 | 1.000 | 0-0 | .000 | 0 | 0 | 0 | 0 | 1-0 | 0 | 1 | 0 | 2 | 2.0 | 0.0 | 0.0 |

| DAVE CORZINE #40 | | | | | DEPAUL | | | HEIGHT: 6-11 | | | WEIGHT: 250 | | | BORN: APR. 25, 1956 | | | | |
|------------------|------------|-------------|----------------|-------------|---------------|-------------|------------|--------------|------------|------------|--------------|-----------|-----------|---------------------|------------|------------|------------|-----|
| YEAR | G | MIN | FGM-FGA | PCT | FTM-FTA | PCT | OFF | DEF | REB | AST | PF-DQ | STL | TO | BLK | PTS | PPG | RPG | APG |
| 78-79 | 59 | 532 | 63-118 | .534 | 49-63 | .778 | 52 | 95 | 147 | 49 | 67-0 | 10 | 14 | 175 | 3.0 | 2.4 | 0.8 | |
| 79-80 | 78 | 826 | 90-216 | .417 | 45-68 | .662 | 104 | 166 | 270 | 63 | 120-1 | 9 | 60 | 31 | 225 | 2.9 | 3.4 | 0.8 |
| TOT. | 137 | 1358 | 153-334 | .458 | 94-131 | .718 | 156 | 261 | 417 | 112 | 187-1 | 19 | 45 | 400 | 2.9 | 3.0 | 1.8 | |

Playoffs

| | | | | | | | | | | | | | | | | | | |
|-------------|-----------|-----------|-------------|-------------|------------|--------------|-----------|-----------|-----------|----------|-------------|----------|--|--|-----------|------------|------------|------------|
| 78-79 | 12 | 63 | 4-15 | .267 | 0-0 | .000 | 12 | 13 | 25 | 5 | 9-0 | 2 | | | 8 | 0.7 | 2.0 | 0.4 |
| 79-80 | 2 | 9 | 4-5 | .800 | 2-2 | 1.000 | 2 | 1 | 3 | 0 | 2-0 | 0 | | | 10 | 5.0 | 1.5 | 0.0 |
| TOT. | 14 | 72 | 8-20 | .400 | 2-2 | 1.000 | 14 | 14 | 28 | 5 | 11-0 | 2 | | | 18 | 1.3 | 2.0 | 0.3 |

| MEL COUNTS #8 | | | | | OREGON STATE | | | HEIGHT: 7-0 | | | WEIGHT: 230 | | | BORN: OCT. 16, 1941 | | | | |
|---------------|----|-----|---------|------|--------------|------|-----|-------------|-----|-----|-------------|-----|----|---------------------|-----|-----|-----|-----|
| YEAR | G | MIN | FGM-FGA | PCT | FTM-FTA | PCT | OFF | DEF | REB | AST | PF-DQ | STL | TO | BLK | PTS | PPG | RPG | APG |
| 66-67 | 25 | 343 | 65-167 | .389 | 29-40 | .725 | | | 155 | 30 | 81-2 | | | | 159 | 6.4 | 6.2 | 1.2 |

| JOHN "CHUBBY" COX #32 | | | | | SAN FRANCISCO | | | HEIGHT: 6-2 | | | WEIGHT: 180 | | | BORN: DEC. 29, 1955 | | | | |
|-----------------------|---|-----|---------|------|---------------|------|-----|-------------|-----|-----|-------------|-----|----|---------------------|-----|-----|-----|-----|
| YEAR | G | MIN | FGM-FGA | PCT | FTM-FTA | PCT | OFF | DEF | REB | AST | PF-DQ | STL | TO | BLK | PTS | PPG | RPG | APG |
| 82-83 | 7 | 78 | 13-37 | .351 | 3-6 | .500 | 7 | 3 | 10 | 6 | 16-0 | | 0 | 1 | 29 | 4.1 | 1.4 | 0.8 |

Three-point field goals: 82-83, 0-2 (.000).

| JOHN COX #25 | | | | | KENTUCKY | | | HEIGHT: 6-4 | | | WEIGHT: 180 | | | BORN: NOV. 1, 1936 | | | | |
|--------------|----|------|---------|------|----------|------|-----|-------------|-----|-----|-------------|-----|----|--------------------|-----|-----|-----|-----|
| YEAR | G | MIN | FGM-FGA | PCT | FTM-FTA | PCT | OFF | DEF | REB | AST | PF-DQ | STL | TO | BLK | PTS | PPG | RPG | APG |
| 62-63 | 73 | 1705 | 239-568 | .412 | 95-135 | .704 | | | 280 | 142 | 149-4 | | - | | 573 | 7.8 | 3.8 | 1.9 |

| JAVARIS CRITTENTON #8 | | | | | GEORGIA TECH | | | HEIGHT: 6-5 | | | WEIGHT: 200 | | | BORN: DEC. 31, 1987 | | | | |
|-----------------------|----|------|---------|------|--------------|------|-----|-------------|-----|-----|-------------|-----|----|---------------------|-----|-----|-----|-----|
| YEAR | G | MIN | FGM-FGA | PCT | FTM-FTA | PCT | OFF | DEF | REB | AST | PF-DQ | STL | TO | BLK | PTS | PPG | RPG | APG |
| 08-09 | 56 | 1130 | 124-270 | .459 | 48-81 | .593 | 53 | 107 | 160 | 145 | 96-0 | 39 | 79 | 6 | 298 | 5.3 | 2.9 | 3.2 |

Three-point field goals: 08-09, 2-14 (.143).

| MICHAEL CURRY #34 | | | | | GEORGIA SOUTHERN | | | HEIGHT: 6-6 | | | WEIGHT: 215 | | | BORN: AUG. 22, 1968 | | | | |
|-------------------|---|-----|---------|------|------------------|-------|-----|-------------|-----|-----|-------------|-----|----|---------------------|-----|-----|-----|-----|
| YEAR | G | MIN | FGM-FGA | PCT | FTM-FTA | PCT | OFF | DEF | REB | AST | PF-DQ | STL | TO | BLK | PTS | PPG | RPG | APG |
| 95-96 | 5 | 34 | 3-10 | .300 | 4-4 | 1.000 | 2 | 3 | 5 | 1 | 3-0 | 1 | 1 | 0 | 10 | 2.0 | 1.0 | 0.2 |

Three-point field goals: TOT.al: 0-3 (.000).



ALL-TIME ROSTER

| BOB DANDRIDGE #10 | | | | | | NORFOLK STATE | | | | HEIGHT: 6-6 | | WEIGHT: 195 | | BORN: NOV. 15, 1947 | | | | |
|-------------------|------------|-------------|------------------|-------------|-----------------|---------------|------------|------------|-------------|-------------|---------------|-------------|-----|---------------------|-------------|-------------|------------|------------|
| YEAR | G | MIN | FGM-FGA | PCT | FTM-FTA | PCT | OFF | DEF | REB | AST | PF-DQ | STL | TO | BLK | PTS | PPG | RPG | APG |
| 77-78 | 75 | 2777 | 560-1190 | .471 | 330-419 | .788 | 137 | 305 | 442 | 287 | 262-6 | 101 | - | 44 | 1450 | 19.3 | 5.8 | 3.8 |
| 78-79 | 78 | 2629 | 629-1260 | .499 | 331-401 | .825 | 109 | 338 | 447 | 365 | 259-4 | 71 | - | 57 | 1589 | 20.4 | 5.7 | 4.6 |
| 79-80 | 45 | 1457 | 329-729 | .451 | 123-123 | .809 | 63 | 183 | 246 | 178 | 112-1 | 29 | 123 | 36 | 783 | 17.4 | 5.5 | 4.0 |
| 80-81 | 23 | 545 | 101-237 | .426 | 28-39 | .718 | 19 | 64 | 83 | 60 | 54-1 | 16 | 33 | 9 | 230 | 10.0 | 3.6 | 2.6 |
| TOT. | 221 | 7408 | 1619-3416 | .474 | 812-1011 | .803 | 328 | 890 | 1218 | 890 | 687-12 | 217 | | 146 | 4052 | 18.3 | 5.5 | 4.0 |

Three-point field goals: 79-80, 2-11 (.182). 80-81, 0-1 (.000). TOT.: 2-12 (.167).

| Playoffs | | | | | | | | | | | | | | | | | |
|-------------|-----------|-------------|----------------|-------------|----------------|-------------|-----------|------------|------------|------------|--------------|--|--|------------|-------------|------------|------------|
| 77-78 | 19 | 746 | 172-359 | .479 | 58-84 | .690 | 35 | 88 | 123 | 74 | 78-1 | | | 402 | 21.2 | 6.5 | 3.9 |
| 78-79 | 19 | 787 | 174-368 | .473 | 91-110 | .827 | 45 | 95 | 140 | 105 | 71-3 | | | 439 | 23.1 | 7.4 | 5.5 |
| TOT. | 38 | 1533 | 346-727 | .476 | 149-194 | .768 | 80 | 183 | 263 | 179 | 149-4 | | | 841 | 22.1 | 6.9 | 4.7 |

| ANTONIO DANIELS #6 | | | | | | BOWLING GREEN | | | | HEIGHT: 6-4 | | WEIGHT: 200 | | BORN: MAR. 19, 1975 | | | | |
|--------------------|------------|-------------|-----------------|-------------|----------------|---------------|-----------|------------|------------|-------------|--------------|-------------|------------|---------------------|-------------|------------|------------|------------|
| YEAR | G | MIN | FGM-FGA | PCT | FTM-FTA | PCT | OFF | DEF | REB | AST | PF-DQ | STL | TO | BLK | PTS | PPG | RPG | APG |
| 05-06 | 80 | 2283 | 230-550 | .418 | 284-336 | .845 | 19 | 153 | 172 | 284 | 96-0 | 52 | 89 | 8 | 767 | 9.6 | 2.2 | 3.6 |
| 06-07 | 80 | 1761 | 172-389 | .442 | 208-250 | .832 | 18 | 133 | 151 | 290 | 79-0 | 39 | 69 | 9 | 571 | 7.1 | 1.9 | 3.6 |
| 07-08 | 71 | 2161 | 205-447 | .459 | 170-219 | .776 | 23 | 180 | 203 | 340 | 78-0 | 69 | 91 | 2 | 597 | 8.4 | 2.9 | 4.8 |
| 08-09 | 13 | 288 | 18-45 | .400 | 25-33 | .758 | 0 | 22 | 22 | 47 | 14-0 | 7 | 13 | 0 | 66 | 5.1 | 1.7 | 3.6 |
| TOT. | 244 | 6493 | 625-1431 | .437 | 687-838 | .820 | 60 | 488 | 548 | 961 | 257-0 | 167 | 262 | 19 | 2001 | 8.2 | 2.2 | 3.9 |

Three-point field goals: 05-06, 23-101 (.228). 06-07, 19-63 (.302). 07-08, 17-74 (.230). TOT. 59-238 (.248).

| Playoffs | | | | | | | | | | | | | | | | | | |
|-------------|-----------|------------|---------------|-------------|--------------|-------------|----------|-----------|-----------|-----------|-------------|-----------|-----------|----------|------------|-------------|------------|------------|
| 05-06 | 6 | 216 | 28-52 | .538 | 20-22 | .909 | 2 | 15 | 17 | 20 | 4-0 | 3 | 10 | 1 | 79 | 13.2 | 2.8 | 3.3 |
| 06-07 | 4 | 176 | 17-38 | .447 | 18-21 | .857 | 2 | 16 | 18 | 47 | 4-0 | 5 | 7 | 1 | 53 | 13.3 | 4.5 | 11.8 |
| 07-08 | 6 | 154 | 14-31 | .452 | 15-17 | .882 | 1 | 13 | 14 | 18 | 6-0 | 2 | 7 | 2 | 44 | 7.3 | 2.3 | 3.0 |
| TOT. | 16 | 546 | 59-121 | .488 | 53-60 | .883 | 5 | 44 | 49 | 85 | 14-0 | 10 | 24 | 4 | 176 | 11.0 | 3.1 | 5.3 |

Three-point field goals: 05-06, 23-101 (.228). 06-07, 19-63 (.302). 07-08, 17-74 (.230). 08-09, 5-11 (.455). TOT. 64-249 (.257).

| CHARLES DAVIS #23 | | | | | | VANDERBILT | | | | HEIGHT: 6-7 | | WEIGHT: 215 | | BORN: OCT. 5, 1958 | | | | |
|-------------------|------------|-------------|----------------|-------------|----------------|-------------|------------|------------|------------|-------------|--------------|-------------|------------|--------------------|-------------|------------|------------|------------|
| YEAR | G | MIN | FGM-FGA | PCT | FTM-FTA | PCT | OFF | DEF | REB | AST | PF-DQ | STL | TO | BLK | PTS | PPG | RPG | APG |
| 81-82 | 54 | 575 | 88-184 | .478 | 30-37 | .811 | 54 | 79 | 133 | 31 | 89-0 | 10 | 43 | 13 | 206 | 3.8 | 2.5 | 0.6 |
| 82-83 | 74 | 1161 | 251-534 | .470 | 56-89 | .629 | 83 | 130 | 213 | 73 | 122-0 | 32 | 91 | 22 | 560 | 7.6 | 2.9 | 1.0 |
| 83-84 | 46 | 467 | 103-218 | .472 | 24-39 | .615 | 34 | 69 | 103 | 30 | 58-1 | 14 | 36 | 10 | 231 | 5.0 | 2.2 | 1.0 |
| 84-85 | 4 | 28 | 2-10 | .200 | 3-4 | .750 | 2 | 4 | 1 | 3-0 | 1 | 0 | 0 | 7 | 1.8 | 1.0 | 0.3 | |
| TOT. | 178 | 2231 | 444-946 | .469 | 113-169 | .669 | 173 | 280 | 453 | 135 | 272-1 | 57 | 285 | 45 | 1004 | 5.6 | 2.5 | 0.8 |

Three-point field goals: 81-82, 0-2(.000). 82-83, 2-10 (.200). 83-84, 1-9 (.111). TOT.: 3-21 (.142).

| Playoffs | | | | | | | | | | | | | | | | | | |
|-------------|----------|-----------|--------------|-------------|------------|--------------|----------|----------|----------|----------|------------|----------|----------|----------|-----------|------------|------------|------------|
| 81-82 | 6 | 52 | 7-17 | .412 | 2-2 | 1.000 | 1 | 4 | 5 | 3 | 6-0 | 1 | 1 | 1 | 16 | 2.7 | 0.8 | 0.5 |
| 83-84 | 3 | 17 | 7-12 | .583 | 0-0 | 1.000 | 1 | 2 | 3 | 3 | 3-0 | 1 | 1 | 1 | 14 | 4.7 | 1.0 | 0.0 |
| TOT. | 9 | 69 | 14-29 | .483 | 2-2 | 1.000 | 2 | 6 | 8 | 3 | 6-0 | 1 | 1 | 1 | 30 | 3.3 | 0.9 | 0.3 |

Three-point field goals: 81-82, 0-1 (.000)

| HUBERT DAVIS #24 | | | | | | NORTH CAROLINA | | | | HEIGHT: 6-5 | | WEIGHT: 183 | | BORN: MAY 17, 1970 | | | | |
|------------------|-----------|-------------|----------------|-------------|--------------|----------------|-------------|------------|------------|-------------|-----------|-------------|----------|--------------------|------------|------------|------------|-----|
| YEAR | G | MIN | FGM-FGA | PCT | FTM-FTA | PCT | OFF | DEF | REB | AST | PF-DQ | STL | TO | BLK | PTS | PPG | RPG | APG |
| 00-01 | 15 | 431 | 57-119 | .478 | 19-21 | .905 | 10 | 20 | 30 | 49 | 29-0 | 6 | 25 | 0 | 153 | 10.2 | 2.0 | 3.3 |
| 01-02 | 51 | 1231 | 146-326 | .448 | 16-21 | .837 | 7 | 70 | 77 | 107 | 58-0 | 28 | 44 | 3 | 365 | 7.2 | 1.5 | 2.1 |
| TOT. | 66 | 1662 | 203-445 | .456 | 35-42 | .833 | 1790 | 117 | 156 | 87-0 | 34 | 69 | 3 | 518 | 7.8 | 1.8 | 2.4 | |

Three-point field goals: 00-01, 20-38 (.479). 01-02, 57-126 (.452). TOT.: 77-164 (.470)

| MIKE DAVIS #13 | | | | | | VIRGINIA UNION | | | | HEIGHT: 6-3 | | WEIGHT: 185 | | BORN: JUL. 26, 1946 | | | | |
|----------------|-----------|-------------|----------------|-------------|----------------|----------------|-----|-----|------------|-------------|--------------|-------------|----|---------------------|------------|-------------|------------|------------|
| YEAR | G | MIN | FGM-FGA | PCT | FTM-FTA | PCT | OFF | DEF | REB | AST | PF-DQ | STL | TO | BLK | PTS | PPG | RPG | APG |
| 69-70 | 56 | 1330 | 260-586 | .444 | 149-192 | .776 | | | 128 | 111 | 174-1 | | | | 669 | 12.0 | 2.3 | 2.0 |
| 72-73 | 13 | 283 | 50-118 | .424 | 23-25 | .920 | | | 35 | 19 | 45-4 | | | | 123 | 9.5 | 2.7 | 1.5 |
| TOT. | 69 | 1613 | 310-704 | .440 | 172-217 | .796 | | | 163 | 130 | 219-5 | | | | 792 | 11.5 | 2.4 | 1.9 |

| RALPH DAVIS #25 | | | | | | CINCINNATI | | | | HEIGHT: 6-4 | | WEIGHT: 180 | | BORN: SEPT. 7, 1938 | | | | |
|-----------------|----|------|---------|------|---------|------------|-----|-----|-----|-------------|-------|-------------|----|---------------------|-----|------|-----|-----|
| YEAR | G | MIN | FGM-FGA | PCT | FTM-FTA | PCT | OFF | DEF | REB | AST | PF-DQ | STL | TO | BLK | PTS | PPG | RPG | APG |
| 61-62 | 77 | 1992 | 364-881 | .413 | 71-103 | .689 | | | 162 | 247 | 187-1 | | | | 799 | 10.4 | 2.1 | 3.2 |

| TERRY DAVIS #52 | | | | | | VIRGINIA UNION | | | | HEIGHT: 6-10 | | WEIGHT: 250 | | BORN: JUN. 17, 1967 | | | | |
|-----------------|------------|-------------|----------------|-------------|---------------|----------------|------------|------------|------------|--------------|--------------|-------------|-----------|---------------------|------------|------------|------------|------------|
| YEAR | G | MIN | FGM-FGA | PCT | FTM-FTA | PCT | OFF | DEF | REB | AST | PF-DQ | STL | TO | BLK | PTS | PPG | RPG | APG |
| 97-98 | 74 | 1705 | 127-256 | .496 | 69-119 | .580 | 209 | 271 | 480 | 30 | 193-4 | 41 | 56 | 24 | 323 | 4.4 | 6.5 | 0.4 |
| 98-99 | 37 | 578 | 49-92 | .533 | 28-38 | .747 | 50 | 89 | 138 | 10 | 79-0 | 11 | 16 | 3 | 126 | 3.4 | 3.8 | 0.3 |
| TOT. | 111 | 2283 | 176-348 | .506 | 97-157 | .618 | 259 | 360 | 619 | 40 | 272-4 | 52 | 72 | 27 | 449 | 4.0 | 5.6 | 0.4 |



ALL-TIME ROSTER

DARREN DAYE #25 UCLA HEIGHT: 6-8 WEIGHT: 221 BORN: NOV. 30, 1960

| YEAR | G | MIN | FGM-FGA | PCT | FTM-FTA | PCT | OFF | DEF | REB | AST | PF-DQ | STL | TO | BLK | PTS | PPG | RPG | APG |
|-------------|------------|-------------|-----------------|-------------|----------------|-------------|------------|------------|------------|------------|--------------|------------|------------|-----------|-------------|------------|------------|------------|
| 83-84 | 75 | 1174 | 180-408 | .441 | 99-133 | .714 | 90 | 98 | 188 | 176 | 154-0 | 38 | 96 | 12 | 455 | 6.1 | 2.5 | 2.3 |
| 84-85 | 80 | 1573 | 258-504 | .512 | 178-249 | .715 | 93 | 179 | 272 | 240 | 164-1 | 53 | 134 | 19 | 695 | 8.7 | 3.4 | 3.0 |
| 85-86 | 64 | 1075 | 198-399 | .496 | 159-237 | .671 | 71 | 112 | 183 | 109 | 121-0 | 46 | 98 | 11 | 556 | 8.7 | 2.9 | 1.7 |
| TOT. | 219 | 3822 | 636-1311 | .485 | 432-619 | .698 | 254 | 389 | 643 | 525 | 439-1 | 137 | 328 | 42 | 1706 | 7.8 | 2.9 | 2.4 |

Three-point field goals: 83-84, 0-6 (.000). 84-85, 1-7 (.143). 85-86, 1-3 (.333). TOT.: 2-16 (.125).

Playoffs

| YEAR | G | MIN | FGM-FGA | PCT | FTM-FTA | PCT | OFF | DEF | REB | AST | PF-DQ | STL | TO | BLK | PTS | PPG | RPG | APG |
|-------------|-----------|------------|--------------|-------------|-------------|-------------|----------|-----------|-----------|-----------|-------------|----------|-----------|----------|-----------|------------|------------|------------|
| 83-84 | 3 | 15 | 1-5 | .200 | 2-2 | 1.000 | 0 | 0 | 0 | 1 | 2-0 | 0 | 1 | 1 | 4 | 0.8 | 0.0 | 0.3 |
| 84-85 | 4 | 85 | 17-30 | .567 | 7-16 | .438 | 6 | 6 | 12 | 14 | 8-0 | 3 | 6 | 0 | 41 | 10.3 | 3.0 | 3.5 |
| 85-86 | 4 | 32 | 4-12 | .333 | 0-2 | .000 | 3 | 5 | 8 | 0 | 3-0 | 0 | 5 | 0 | 8 | 2.4 | 2.0 | 0.0 |
| TOT. | 11 | 132 | 22-47 | .468 | 9-20 | .450 | 9 | 11 | 20 | 15 | 13-0 | 3 | 12 | 1 | 53 | 4.8 | 1.8 | 1.4 |

ARCHIE DEES #44 INDIANA HEIGHT: 6-8 WEIGHT: 205 BORN: FEB. 22, 1936

| YEAR | G | MIN | FGM-FGA | PCT | FTM-FTA | PCT | OFF | DEF | REB | AST | PF-DQ | STL | TO | BLK | PTS | PPG | RPG | APG |
|-------|----|-----|---------|------|---------|------|-----|-----|-----|-----|-------|-----|----|-----|-----|-----|-----|-----|
| 61-62 | 21 | 288 | 51-115 | .443 | 35-46 | .761 | | | 77 | 16 | 33-0 | | | | 137 | 6.5 | 3.7 | 0.8 |

(13 games-Chicago, 8-St. Louis)

TERRY DISCHINGER #43 PURDUE HEIGHT: 6-7 WEIGHT: 189 BORN: NOV. 21, 1940

| YEAR | G | MIN | FGM-FGA | PCT | FTM-FTA | PCT | OFF | DEF | REB | AST | PF-DQ | STL | TO | BLK | PTS | PPG | RPG | APG |
|-------------|------------|-------------|------------------|-------------|-----------------|-------------|-----|-----|-------------|------------|---------------|-----|----|-----|-------------|-------------|------------|------------|
| 62-63 | 57 | 2294 | 525-1026 | .512 | 402-522 | .770 | | | 458 | 175 | 188-2 | | | | 1452 | 25.8 | 8.0 | 3.1 |
| 63-64 | 80 | 2820 | 604-1217 | .496 | 454-585 | .776 | | | 665 | 157 | 321-10 | | | | 1662 | 20.8 | 8.3 | 2.0 |
| TOT. | 137 | 5114 | 1129-2243 | .503 | 856-1107 | .773 | | | 1123 | 332 | 509-12 | | | | 3114 | 22.7 | 8.2 | 2.4 |

Playoffs

| YEAR | G | MIN | FGM-FGA | PCT | FTM-FTA | PCT | OFF | DEF | REB | AST | PF-DQ | STL | TO | BLK | PTS | PPG | RPG | APG |
|-------|---|-----|---------|------|---------|-------|-----|-----|-----|-----|-------|-----|----|-----|-----|-----|-----|-----|
| 63-64 | 1 | 13 | 2-4 | .500 | 3-3 | 1.000 | | | 2 | 1 | 1-0 | | | 7 | 7.0 | 2.0 | 1.0 | |

JUAN DIXON #3 MARYLAND HEIGHT: 6-3 WEIGHT: 164 BORN: OCT. 9, 1978

| YEAR | G | MIN | FGM-FGA | PCT | FTM-FTA | PCT | OFF | DEF | REB | AST | PF-DQ | STL | TO | BLK | PTS | PPG | RPG | APG |
|-------------|------------|-------------|-----------------|-------------|----------------|-------------|-----------|------------|------------|------------|--------------|------------|------------|-----------|-------------|------------|------------|------------|
| 02-03 | 42 | 647 | 104-271 | .384 | 37-46 | .804 | 13 | 59 | 72 | 40 | 54-0 | 26 | 42 | 3 | 270 | 6.4 | 1.7 | 1.0 |
| 03-04 | 71 | 1478 | 247-637 | .388 | 111-139 | .799 | 30 | 118 | 148 | 137 | 111-1 | 82 | 104 | 4 | 664 | 9.4 | 2.1 | 1.9 |
| 04-05 | 63 | 1054 | 186-447 | .416 | 87-97 | .897 | 32 | 87 | 119 | 111 | 98-0 | 43 | 68 | 4 | 507 | 8.0 | 1.9 | 1.8 |
| 08-09 | 50 | 816 | 101-256 | .395 | 34-39 | .872 | 8 | 59 | 67 | 118 | 74-1 | 35 | 70 | 6 | 261 | 5.2 | 1.3 | 2.4 |
| TOT. | 226 | 3995 | 638-1611 | .396 | 269-321 | .838 | 83 | 323 | 406 | 406 | 337-2 | 186 | 284 | 17 | 1702 | 7.5 | 1.8 | 1.8 |

Three-point field goals: 02-03, 25-84 (.298). 03-04, 59-198 (.298). 04-05, 48-147 (.327). 08-09, 25-75 (.333). TOT. 157-504 (.312).

Playoffs

| YEAR | G | MIN | FGM-FGA | PCT | FTM-FTA | PCT | OFF | DEF | REB | AST | PF-DQ | STL | TO | BLK | PTS | PPG | RPG | APG |
|-------|----|-----|---------|------|---------|------|-----|-----|-----|-----|-------|-----|----|-----|-----|------|-----|-----|
| 04-05 | 10 | 219 | 41-101 | .406 | 21-25 | .840 | 3 | 23 | 26 | 13 | 19-0 | 7 | 12 | 0 | 114 | 11.4 | 2.6 | 1.3 |

Three-point field goals: 04-05, 11-34 (.324).

TERRY DRISCOL #35 BOSTON COLLEGE HEIGHT: 6-7 WEIGHT: 215 BORN: AUG. 28, 1947

| YEAR | G | MIN | FGM-FGA | PCT | FTM-FTA | PCT | OFF | DEF | REB | AST | PF-DQ | STL | TO | BLK | PTS | PPG | RPG | APG |
|-------------|-----------|------------|---------------|-------------|--------------|-------------|-----|-----|------------|-----------|-------------|-----|----|-----|------------|------------|------------|------------|
| 71-72 | 40 | 313 | 40-104 | .385 | 27-39 | .692 | | | 109 | 23 | 53-0 | | | | 107 | 2.7 | 0.6 | 0.0 |
| 72-73 | 1 | 5 | 0-1 | .000 | 0-0 | .000 | | | 3 | 1 | 1-0 | | | | 0 | 0.0 | 3.0 | 0.0 |
| TOT. | 41 | 318 | 40-105 | .381 | 27-39 | .692 | | | 112 | 23 | 54-0 | | | | 107 | 2.6 | 2.7 | 0.0 |

Playoffs

| YEAR | G | MIN | FGM-FGA | PCT | FTM-FTA | PCT | OFF | DEF | REB | AST | PF-DQ | STL | TO | BLK | PTS | PPG | RPG | APG |
|-------|---|-----|---------|-------|---------|-------|-----|-----|-----|-----|-------|-----|----|-----|-----|-----|-----|-----|
| 71-72 | 1 | 2 | 1-1 | 1.000 | 1-1 | 1.000 | | | 1 | 0 | 0-0 | | | 3 | 3.0 | 1.0 | 0.0 | |

KEVIN DUCKWORTH #00 EASTERN ILLINOIS HEIGHT: 7-0 WEIGHT: 295 BORN: APR. 1, 1964

| YEAR | G | MIN | FGM-FGA | PCT | FTM-FTA | PCT | OFF | DEF | REB | AST | PF-DQ | STL | TO | BLK | PTS | PPG | RPG | APG |
|-------------|------------|-------------|----------------|-------------|----------------|-------------|------------|------------|------------|-----------|--------------|-----------|------------|-----------|------------|------------|------------|------------|
| 93-94 | 69 | 1485 | 184-441 | .417 | 88-132 | .667 | 103 | 222 | 325 | 56 | 223-2 | 37 | 101 | 35 | 456 | 6.6 | 4.7 | 0.8 |
| 94-95 | 40 | 818 | 118-267 | .442 | 45-70 | .643 | 65 | 130 | 195 | 20 | 110-3 | 21 | 59 | 24 | 283 | 7.1 | 4.9 | 0.5 |
| TOT. | 109 | 2303 | 302-708 | .426 | 133-202 | .658 | 168 | 352 | 520 | 76 | 333-5 | 58 | 160 | 59 | 739 | 6.7 | 4.7 | 0.6 |

Three-point field goals: 93-94, 0-0 (—). 94-95, 2-10 (.200). TOT.: 2-10 (.200).

DENNIS DUVAL#23 SYRACUSE HEIGHT: 6-3 WEIGHT: 175 BORN: MAR. 31, 1952

| YEAR | G | MIN | FGM-FGA | PCT | FTM-FTA | PCT | OFF | DEF | REB | AST | PF-DQ | STL | TO | BLK | PTS | PPG | RPG | APG |
|-------|----|-----|---------|------|---------|------|-----|-----|-----|-----|-------|-----|----|-----|-----|-----|-----|-----|
| 74-75 | 37 | 137 | 24-85 | .369 | 12-18 | .667 | 8 | 15 | 23 | 14 | 34-0 | 16 | 2 | 60 | 1.6 | 0.6 | 0.4 | |

Playoffs

| YEAR | G | MIN | FGM-FGA | PCT | FTM-FTA | PCT | OFF | DEF | REB | AST | PF-DQ | STL | TO | BLK | PTS | PPG | RPG | APG |
|-------|---|-----|---------|------|---------|------|-----|-----|-----|-----|-------|-----|----|-----|-----|-----|-----|-----|
| 74-75 | 5 | 14 | 3-9 | .333 | 1-2 | .500 | 3 | 3 | 3 | 1-0 | | | | 7 | 1.4 | 0.6 | 0.6 | |



ALL-TIME ROSTER

| LEDELL BACKLES #21 | | | | NEW ORLEANS | | | | HEIGHT: 6-5 | | | WEIGHT: 220 | | | BORN: NOV. 24, 1966 | | | | |
|--------------------|------------|-------------|------------------|-------------|-----------------|-------------|------------|-------------|------------|------------|--------------|------------|------------|---------------------|-------------|-------------|------------|------------|
| YEAR | G | MIN | FGM-FGA | PCT | FTM-FTA | PCT | OFF | DEF | REB | AST | PF-DQ | STL | TO | BLK | PTS | PPG | RPG | APG |
| 88-89 | 80 | 1459 | 318-732 | .434 | 272-346 | .786 | 100 | 80 | 180 | 123 | 156-1 | 41 | 128 | 5 | 917 | 11.5 | 2.3 | 1.5 |
| 89-90 | 78 | 1696 | 413-940 | .439 | 210-280 | .750 | 74 | 101 | 175 | 182 | 157-0 | 50 | 143 | 4 | 1055 | 13.5 | 2.2 | 2.3 |
| 90-91 | 67 | 1616 | 345-762 | .453 | 164-222 | .739 | 47 | 81 | 128 | 136 | 121-0 | 47 | 115 | 10 | 868 | 13.0 | 1.9 | 2.0 |
| 91-92 | 65 | 1463 | 355-759 | .468 | 139-187 | .743 | 39 | 139 | 178 | 125 | 145-1 | 47 | 75 | 7 | 856 | 13.2 | 2.7 | 1.9 |
| 95-96 | 55 | 1238 | 161-377 | .427 | 98-118 | .831 | 44 | 104 | 148 | 86 | 84-1 | 28 | 57 | 3 | 474 | 8.6 | 2.7 | 1.6 |
| 97-98 | 42 | 547 | 75-175 | .429 | 52-59 | .881 | 25 | 50 | 75 | 16 | 43-0 | 17 | 29 | 0 | 218 | 5.2 | 1.8 | 0.4 |
| TOT. | 387 | 8019 | 1667-3745 | .445 | 935-1212 | .771 | 329 | 555 | 884 | 668 | 706-3 | 230 | 547 | 29 | 4388 | 11.3 | 2.3 | 1.7 |

Three-point FGs: 88-89, 9-45 (.200). 89-90, 19-59 (.322). 90-91, 14-59 (.237). 91-92, 7-37 (.200). 95-96, 54-128 (.422). 97-98, 16-46 (.348)
TOT: 119-367 (.324).

| JOHN EGAN #11 | | | | PROVIDENCE | | | | HEIGHT: 6-0 | | | WEIGHT: 180 | | | BORN: JAN. 31, 1939 | | | | |
|---------------|------------|-------------|-----------------|-------------|----------------|-------------|-----|-------------|------------|------------|--------------|-----|----|---------------------|-------------|------------|------------|------------|
| YEAR | G | MIN | FGM-FGA | PCT | FTM-FTA | PCT | OFF | DEF | REB | AST | PF-DQ | STL | TO | BLK | PTS | PPG | RPG | APG |
| 65-66 | 69 | 1586 | 254-558 | .461 | 166-217 | .765 | | | 181 | 259 | 163-1 | | | | 674 | 9.7 | 2.6 | 3.8 |
| 66-67 | 71 | 1743 | 267-624 | .428 | 185-219 | .845 | | | 180 | 275 | 190-3 | | | | 719 | 10.1 | 2.5 | 3.9 |
| 67-68 | 67 | 930 | 163-415 | .393 | 142-183 | .776 | | | 112 | 134 | 127-0 | | | | 468 | 7.0 | 1.7 | 2.0 |
| TOT. | 207 | 4259 | 684-1597 | .428 | 493-619 | .796 | | | 473 | 668 | 480-4 | | | | 1861 | 9.0 | 2.3 | 3.2 |

| LEROY ELLIS #23, #44 | | | | ST. JOHN'S | | | | HEIGHT: 6-10 | | | WEIGHT: 210 | | | BORN: MAR. 10, 1940 | | | | |
|----------------------|------------|-------------|------------------|-------------|----------------|-------------|-----|--------------|-------------|------------|--------------|-----|----|---------------------|-------------|-------------|------------|------------|
| YEAR | G | MIN | FGM-FGA | PCT | FTM-FTA | PCT | OFF | DEF | REB | AST | PF-DQ | STL | TO | BLK | PTS | PPG | RPG | APG |
| 66-67 | 81 | 2938 | 496-1166 | .425 | 211-286 | .738 | | | 970 | 170 | 258-3 | | | | 1203 | 14.9 | 12.0 | 2.1 |
| 67-68 | 78 | 2719 | 380-800 | .475 | 207-286 | .724 | | | 862 | 158 | 256-5 | | | | 967 | 12.4 | 11.1 | 2.0 |
| 68-89 | 80 | 1603 | 229-527 | .435 | 117-155 | .755 | | | 510 | 73 | 168-0 | | | | 575 | 7.2 | 6.4 | 0.9 |
| 69-70 | 72 | 1163 | 194-414 | .469 | 86-116 | .741 | | | 376 | 47 | 129-0 | | | | 474 | 6.6 | 5.2 | 0.7 |
| TOT. | 311 | 8423 | 1299-2907 | .447 | 621-843 | .737 | | | 2718 | 448 | 811-8 | | | | 3219 | 10.4 | 8.7 | 1.4 |

Playoffs

| YEAR | G | MIN | FGM-FGA | PCT | FTM-FTA | PCT | OFF | DEF | REB | AST | PF-DQ | STL | TO | BLK | PTS | PPG | RPG | APG |
|-------------|----------|-----------|-------------|-------------|------------|-------------|-----|-----|-----------|----------|----------|-----|----|-----|-----------|------------|------------|------------|
| 68-69 | 4 | 67 | 8-16 | .500 | 3-5 | .600 | | | 18 | 2 | 8 | | | | 19 | 4.8 | 4.5 | 2.0 |
| 69-70 | 3 | 8 | 0-4 | .000 | 2-2 | 1.000 | | | 3 | | | | | | 2 | 0.7 | 1.0 | 0.0 |
| TOT. | 7 | 75 | 8-20 | .400 | 5-7 | .714 | | | 21 | 2 | 8 | | | | 21 | 3.0 | 0.0 | 0.3 |

| PERVIS ELLISON #43 | | | | LOUISVILLE | | | | HEIGHT: 6-10 | | | WEIGHT: 225 | | | BORN: APR. 3, 1967 | | | | |
|--------------------|------------|-------------|------------------|-------------|----------------|-------------|------------|--------------|-------------|------------|---------------|------------|------------|--------------------|-------------|-------------|------------|------------|
| YEAR | G | MIN | FGM-FGA | PCT | FTM-FTA | PCT | OFF | DEF | REB | AST | PF-DQ | STL | TO | BLK | PTS | PPG | RPG | APG |
| 90-91 | 76 | 1942 | 326-636 | .513 | 139-214 | .650 | 224 | 361 | 585 | 102 | 268-6 | 146 | 49 | 157 | 791 | 10.4 | 7.7 | 1.3 |
| 91-92 | 66 | 2511 | 547-1014 | .539 | 227-312 | .728 | 217 | 523 | 740 | 190 | 222-2 | 196 | 62 | 177 | 1322 | 20.0 | 11.2 | 2.9 |
| 92-93 | 49 | 1701 | 341-655 | .521 | 170-242 | .702 | 138 | 295 | 433 | 117 | 154-3 | 110 | 45 | 108 | 852 | 17.4 | 8.8 | 2.4 |
| 93-94 | 47 | 1178 | 137-292 | .469 | 70-97 | .722 | 77 | 165 | 242 | 70 | 140-3 | 73 | 25 | 50 | 344 | 7.3 | 5.1 | 1.5 |
| TOT. | 238 | 7332 | 1351-2597 | .520 | 606-865 | .701 | 656 | 1344 | 2000 | 479 | 784-14 | 587 | 181 | 492 | 3308 | 13.9 | 8.4 | 2.0 |

Three-point field goals: 90-91, 0-6 (.000). 91-92, 1-3 (.333). 92-93, 0-4 (.000). 93-94, 0-3 (.000). TOT: 1-16 (.063).

| A.J. ENGLISH #14 | | | | VIRGINIA UNION | | | | HEIGHT: 6-3 | | | WEIGHT: 180 | | | BORN: JUL. 11, 1967 | | | | |
|------------------|------------|-------------|-----------------|----------------|----------------|-------------|------------|-------------|------------|------------|--------------|-----------|------------|---------------------|-------------|------------|------------|------------|
| YEAR | G | MIN | FGM-FGA | PCT | FTM-FTA | PCT | OFF | DEF | REB | AST | PF-DQ | STL | TO | BLK | PTS | PPG | RPG | APG |
| 90-91 | 70 | 1443 | 251-572 | .439 | 111-157 | .707 | 66 | 81 | 147 | 177 | 127-1 | 25 | 114 | 15 | 616 | 8.8 | 2.1 | 2.5 |
| 91-92 | 81 | 1665 | 366-846 | .433 | 148-176 | .841 | 74 | 94 | 168 | 143 | 160-1 | 32 | 89 | 9 | 886 | 10.9 | 2.1 | 1.8 |
| TOT. | 151 | 3108 | 617-1418 | .435 | 259-333 | .777 | 140 | 175 | 315 | 320 | 287-2 | 57 | 203 | 24 | 1502 | 9.9 | 2.1 | 2.1 |

Three-point field goals: 90-91, 3-31 (.096). 91-92, 6-34 (.176). TOT: 9-65 (.138).

| DAVE FEITL #22 | | | | TEXAS-EL PASO | | | | HEIGHT: 7-0 | | | WEIGHT: 250 | | | BORN: JUN. 8, 1962 | | | | |
|----------------|----|-----|---------|---------------|---------|------|-----|-------------|-----|-----|-------------|-----|----|--------------------|-----|-----|-----|-----|
| YEAR | G | MIN | FGM-FGA | PCT | FTM-FTA | PCT | OFF | DEF | REB | AST | PF-DQ | STL | TO | BLK | PTS | PPG | RPG | APG |
| 88-89 | 57 | 828 | 116-266 | .436 | 54-65 | .831 | 69 | 133 | 202 | 36 | 136-0 | 17 | 65 | 18 | 286 | 5.0 | 3.5 | 0.6 |

Three-point field goals: 88-89, 0-1 (.000).

| AL FERRARI #22 | | | | MICHIGAN STATE | | | | HEIGHT: 6-4 | | | WEIGHT: 190 | | | BORN: JUL. 6, 1933 | | | | |
|----------------|----|-----|---------|----------------|---------|------|-----|-------------|-----|-----|-------------|-----|----|--------------------|-----|-----|-----|-----|
| YEAR | G | MIN | FGM-FGA | PCT | FTM-FTA | PCT | OFF | DEF | REB | AST | PF-DQ | STL | TO | BLK | PTS | PPG | RPG | APG |
| 62-63 | 18 | 138 | 12-37 | .324 | 14-17 | .824 | | | 12 | 14 | 21-0 | | | | 38 | 2.1 | 0.7 | 0.8 |

| BOB FERRY #12, #14 | | | | ST. LOUIS | | | | HEIGHT: 6-8 | | | WEIGHT: 230 | | | BORN: MAY. 31, 1937 | | | | |
|--------------------|------------|-------------|-----------------|-------------|----------------|-------------|-----|-------------|-------------|------------|--------------|-----|----|---------------------|-------------|------------|------------|------------|
| YEAR | G | MIN | FGM-FGA | PCT | FTM-FTA | PCT | OFF | DEF | REB | AST | PF-DQ | STL | TO | BLK | PTS | PPG | RPG | APG |
| 64-65 | 77 | 1280 | 143-338 | .423 | 122-199 | .613 | | | 355 | 60 | 156-2 | | | | 408 | 5.3 | 4.6 | 0.8 |
| 65-66 | 66 | 1229 | 188-457 | .411 | 105-157 | .669 | | | 334 | 111 | 134-1 | | | | 481 | 7.3 | 5.1 | 1.7 |
| 66-67 | 51 | 991 | 132-315 | .419 | 70-110 | .636 | | | 258 | 92 | 97-0 | | | | 334 | 6.5 | 5.1 | 1.8 |
| 67-66 | 59 | 841 | 128-311 | .412 | 73-117 | .624 | | | 186 | 61 | 92-0 | | | | 329 | 5.6 | 3.2 | 1.0 |
| 68-69 | 7 | 36 | 5-14 | .357 | 3-6 | .500 | | | 9 | 4 | 3-0 | | | | 13 | 1.9 | 1.3 | 0.6 |
| TOT. | 260 | 4377 | 596-1435 | .415 | 373-589 | .633 | | | 1142 | 328 | 482-3 | | | | 1565 | 6.0 | 4.4 | 1.3 |

Playoffs

| YEAR | G | MIN | FGM-FGA | PCT | FTM-FTA | PCT | OFF | DEF | REB | AST | PF-DQ | STL | TO | BLK | PTS | PPG | RPG | APG |
|-------------|-----------|------------|--------------|-------------|--------------|-------------|-----|-----|-----------|-----------|-------------|-----|----|-----|-----------|------------|------------|------------|
| 64-65 | 10 | 67 | 7-16 | .438 | 2-9 | .222 | | | 19 | 8 | 8-0 | | | | 16 | 1.6 | 1.9 | 0.8 |
| 65-66 | 3 | 82 | 11-20 | .550 | 9-13 | .692 | | | 25 | 3 | 10-0 | | | | 31 | 10.3 | 8.3 | 1.0 |
| TOT. | 13 | 149 | 18-36 | .500 | 11-22 | .500 | | | 44 | 11 | 18-0 | | | | 47 | 3.6 | 3.4 | 0.8 |



ALL-TIME ROSTER

| MATT FISH #22 | | | | UNC-WILMINGTON | | | | HEIGHT: 6-11 | | | WEIGHT: 275 | | | BORN: NOV. 18, 1971 | | | | |
|---------------|---|-----|---------|----------------|---------|-----|-----|--------------|-----|-----|-------------|-----|----|---------------------|-----|-----|-----|-----|
| YEAR | G | MIN | FGM-FGA | PCT | FTM-FTA | PCT | OFF | DEF | REB | AST | PF-DQ | STL | TO | BLK | PTS | PPG | RPG | APG |
| 96-97 | 5 | 7 | 1-3 | .333 | 0-0 | — | 1 | 4 | 5 | | 2-0 | | | | 2 | 0.4 | 1.0 | 0.0 |

| GREG FOSTER #42 | | | | TEXAS-EL PASO | | | | HEIGHT: 6-11 | | | WEIGHT: 240 | | | BORN: SEPT. 3, 1968 | | | | |
|-----------------|------------|-------------|----------------|---------------|---------------|-------------|------------|--------------|------------|-----------|--------------|-----------|-----------|---------------------|------------|------------|------------|------------|
| YEAR | G | MIN | FGM-FGA | PCT | FTM-FTA | PCT | OFF | DEF | REB | AST | PF-DQ | STL | TO | BLK | PTS | PPG | RPG | APG |
| 90-91 | 54 | 606 | 97-211 | .460 | 42-61 | .689 | 52 | 99 | 151 | 37 | 112-1 | 12 | 45 | 22 | 236 | 4.4 | 2.8 | 0.7 |
| 91-92 | 49 | 548 | 89-193 | .461 | 35-49 | .714 | 43 | 102 | 145 | 35 | 83-0 | 6 | 36 | 12 | 213 | 4.3 | 3.0 | 0.7 |
| 92-93 | 10 | 93 | 11-25 | .440 | 2-3 | .667 | 8 | 19 | 27 | 11 | 17-0 | | 9 | 5 | 24 | 2.4 | 2.7 | 1.1 |
| TOT. | 113 | 1247 | 197-429 | .459 | 79-113 | .699 | 103 | 120 | 323 | 83 | 212-1 | 18 | 90 | 39 | 473 | 4.2 | 2.9 | 0.7 |

Three point field goals: 90-91, 0-5 (.000). 91-92, 0-1 (.000). TOT.: 0-6 (.000).

| ANDREW GAZE #4 | | | | SETON HALL | | | | HEIGHT: 6-7 | | | WEIGHT: 205 | | | BORN: JUL. 24, 1965 | | | | |
|----------------|---|-----|---------|------------|---------|-------|-----|-------------|-----|-----|-------------|-----|----|---------------------|-----|-----|-----|-----|
| YEAR | G | MIN | FGM-FGA | PCT | FTM-FTA | PCT | OFF | DEF | REB | AST | PF-DQ | STL | TO | BLK | PTS | PPG | RPG | APG |
| 93-94 | 7 | 70 | 8-17 | .471 | 2-2 | 1.000 | 1 | 6 | 7 | 5 | 9-0 | 2 | 3 | 1 | 22 | 3.1 | 1.0 | 0.7 |

Three-point field goals: 93-94, 4-8 (.500).

| DICK GIBBS #21 | | | | TEXAS-EL PASO | | | | HEIGHT: 6-5 | | | WEIGHT: 210 | | | BORN: DEC. 20, 1948 | | | | |
|----------------|----|-----|---------|---------------|---------|------|-----|-------------|-----|-----|-------------|-----|----|---------------------|-----|-----|-----|-----|
| YEAR | G | MIN | FGM-FGA | PCT | FTM-FTA | PCT | OFF | DEF | REB | AST | PF-DQ | STL | TO | BLK | PTS | PPG | RPG | APG |
| 74-75 | 59 | 424 | 74-190 | .389 | 48-64 | .750 | 26 | 35 | 61 | 19 | 60-0 | 12 | | 3 | 196 | 3.3 | 1.0 | 0.3 |

Playoffs
74-75 6 17 3-10 .300 2-2 1.000 0 1 1 2 2-0 3 0 8 1.3 0.2 0.3

| MIKE GIBSON #30 | | | | S.C.-SPARTANBURG | | | | HEIGHT: 6-10 | | | WEIGHT: 225 | | | BORN: OCT. 27, 1960 | | | | |
|-----------------|----|-----|---------|------------------|---------|------|-----|--------------|-----|-----|-------------|-----|----|---------------------|-----|-----|-----|-----|
| YEAR | G | MIN | FGM-FGA | PCT | FTM-FTA | PCT | OFF | DEF | REB | AST | PF-DQ | STL | TO | BLK | PTS | PPG | RPG | APG |
| 83-84 | 32 | 229 | 21-55 | .382 | 11-17 | .647 | 29 | 39 | 66 | 9 | 30-1 | 5 | 14 | 7 | 53 | 1.7 | 2.1 | 0.3 |

| ANTHONY GOLDWIRE #15 | | | | HOUSTON | | | | HEIGHT: 6-2 | | | WEIGHT: 182 | | | BORN: SEPT. 6, 1971 | | | | |
|----------------------|---|-----|---------|---------|---------|------|-----|-------------|-----|-----|-------------|-----|----|---------------------|-----|-----|-----|-----|
| YEAR | G | MIN | FGM-FGA | PCT | FTM-FTA | PCT | OFF | DEF | REB | AST | PF-DQ | STL | TO | BLK | PTS | PPG | RPG | APG |
| 02-03 | 5 | 34 | 4-7 | .571 | 4-5 | .800 | 0 | 3 | 3 | 1 | 1-0 | 0 | 4 | 0 | 13 | 2.6 | 0.6 | 0.2 |

Three-point field goals: 02-03, 1-1 (1.000).

| JOE GRABOSKI #16, #44 | | | | | | | | HEIGHT: 6-8 | | | WEIGHT: 230 | | | BORN: JAN. 15, 1930 | | | | |
|-----------------------|----|-----|---------|------|---------|------|-----|-------------|-----|-----|-------------|-----|----|---------------------|-----|-----|-----|-----|
| YEAR | G | MIN | FGM-FGA | PCT | FTM-FTA | PCT | OFF | DEF | REB | AST | PF-DQ | STL | TO | BLK | PTS | PPG | RPG | APG |
| 61-62 | 38 | 468 | 770-221 | .348 | 39-64 | .609 | | | 154 | 28 | 62-0 | | | | 193 | 5.1 | 4.1 | 0.7 |

(3 games-St. Louis, 12-Chicago, 23-Syracuse)

| GREG GRANT #1 | | | | TRENTON STATE | | | | HEIGHT: 5-7 | | | WEIGHT: 145 | | | BORN: AUG. 29, 1966 | | | | |
|---------------|----|-----|---------|---------------|---------|------|-----|-------------|-----|-----|-------------|-----|----|---------------------|-----|-----|-----|-----|
| YEAR | G | MIN | FGM-FGA | PCT | FTM-FTA | PCT | OFF | DEF | REB | AST | PF-DQ | STL | TO | BLK | PTS | PPG | RPG | APG |
| 95-96 | 10 | 138 | 11-28 | .393 | 0-0 | .000 | 1 | 5 | 6 | 23 | 8-0 | 8 | 10 | 0 | 24 | 2.4 | 0.6 | 2.3 |

Three-point field goals: 95-96, 2-10 (.200).

| HARVEY GRANT #44 | | | | OKLAHOMA | | | | HEIGHT: 6-9 | | | WEIGHT: 225 | | | BORN: JUL. 4, 1965 | | | | |
|------------------|------------|--------------|------------------|-------------|-----------------|-------------|------------|-------------|-------------|------------|---------------|------------|------------|--------------------|-------------|-------------|------------|------------|
| YEAR | G | MIN | FGM-FGA | PCT | FTM-FTA | PCT | OFF | DEF | REB | AST | PF-DQ | STL | TO | BLK | PTS | PPG | RPG | APG |
| 88-89 | 71 | 1193 | 181-390 | .464 | 34-57 | .596 | 75 | 88 | 163 | 79 | 147-2 | 35 | 28 | 29 | 396 | 5.6 | 2.3 | 1.1 |
| 89-90 | 81 | 1846 | 284-601 | .473 | 96-137 | .701 | 138 | 204 | 342 | 131 | 194-1 | 52 | 85 | 43 | 664 | 8.2 | 4.2 | 1.6 |
| 90-91 | 77 | 2842 | 609-1224 | .498 | 185-249 | .743 | 179 | 378 | 557 | 204 | 232-2 | 91 | 125 | 61 | 1405 | 18.2 | 7.2 | 2.6 |
| 91-92 | 64 | 2388 | 489-1022 | .478 | 176-220 | .800 | 157 | 275 | 432 | 170 | 178-1 | 74 | 109 | 27 | 1155 | 18.0 | 6.8 | 2.7 |
| 92-93 | 72 | 2667 | 560-1149 | .487 | 218-300 | .727 | 133 | 279 | 412 | 205 | 168-0 | 72 | 90 | 44 | 1339 | 18.6 | 5.7 | 2.8 |
| 96-97 | 78 | 1604 | 129-314 | .462 | 30-39 | .769 | 63 | 193 | 256 | 68 | 167-2 | 46 | 30 | 48 | 316 | 4.1 | 3.3 | 0.9 |
| 97-98 | 65 | 895 | 75-196 | .383 | 19-30 | .633 | 60 | 108 | 168 | 39 | 94-1 | 23 | 26 | 15 | 170 | 2.6 | 2.6 | 0.6 |
| TOT. | 508 | 13435 | 3227-4896 | .475 | 758-1032 | .734 | 805 | 1525 | 2330 | 896 | 1180-9 | 393 | 493 | 267 | 5445 | 10.7 | 4.6 | 1.8 |

Three-point FGs: 88-89, 0-1 (.000). 89-90, 0-8 (.000). 90-91, 2-15 (.133). 91-92, 1-8 (.125). 92-93, 1-10 (.100) 96-97, 28-89 (.315). 97-98, 1-6 (.167) TOT.: 33-137 (.241).

| LEONARD GRAY #12 | | | | LONG BEACH STATE | | | | HEIGHT: 6-8 | | | WEIGHT: 240 | | | BORN: DEC. 19, 1951 | | | | |
|------------------|----|-----|---------|------------------|---------|------|-----|-------------|-----|-----|-------------|-----|----|---------------------|-----|-----|-----|-----|
| YEAR | G | MIN | FGM-FGA | PCT | FTM-FTA | PCT | OFF | DEF | REB | AST | PF-DQ | STL | TO | BLK | PTS | PPG | RPG | APG |
| 76-77 | 58 | 996 | 144-330 | .436 | 59-80 | .738 | 61 | 125 | 186 | 69 | 189-8 | 31 | | 18 | 347 | 6.0 | 3.2 | 1.2 |

Playoffs
76-77 8 52 6-21 .286 0-0 .000 2 7 9 1 12-0 2 0 12 1.5 1.1 0.1

| JOHNNY GREEN #24 | | | | MICHIGAN STATE | | | | HEIGHT: 6-5 | | | WEIGHT: 200 | | | BORN: DEC. 8, 1933 | | | | |
|------------------|------------|-------------|-----------------|----------------|----------------|-------------|-----|-------------|------------|------------|---------------|-----|----|--------------------|-------------|------------|------------|------------|
| YEAR | G | MIN | FGM-FGA | PCT | FTM-FTA | PCT | OFF | DEF | REB | AST | PF-DQ | STL | TO | BLK | PTS | PPG | RPG | APG |
| 65-66 | 72 | 1437 | 315-589 | .535 | 187-357 | .524 | | | 571 | 96 | 162-3 | | | | 817 | 11.3 | 7.9 | 1.3 |
| 66-67 | 61 | 948 | 203-437 | .465 | 96-207 | .464 | | | 394 | 57 | 139-7 | | | | 502 | 8.2 | 6.5 | 0.9 |
| TOT. | 133 | 2385 | 518-1026 | .505 | 283-564 | .502 | | | 965 | 153 | 301-10 | | | | 1319 | 9.9 | 7.3 | 1.2 |

Playoffs



ALL-TIME ROSTER

65-66 3 96 20-34 .588 1-8 .125 27 4 9-0 41 13.7 9.0 1.3

| KENNY GREEN #21 | | | | | WAKE FOREST | | | | | HEIGHT: 6-7 | | | WEIGHT: 215 | | BORN: OCT. 11, 1964 | | | |
|-----------------|----|-----|---------|------|-------------|------|-----|-----|-----|-------------|-------|-----|-------------|-----|---------------------|-----|-----|-----|
| YEAR | G | MIN | FGM-FGA | PCT | FTM-FTA | PCT | OFF | DEF | REB | AST | PF-DQ | STL | TO | BLK | PTS | PPG | RPG | APG |
| 85-86 | 20 | 221 | 44-101 | .436 | 21-26 | .808 | 17 | 21 | 38 | 3 | 26-0 | 4 | 17 | 7 | 109 | 5.5 | 1.9 | 0.2 |

| SIHUGO GREEN #11, #16, #44 | | | | | DUQUESNE | | | | | HEIGHT: 6-2 | | | WEIGHT: 185 | | BORN: AUG. 20, 1934 | | | |
|----------------------------|-----|------|-----------|------|----------|------|-----|-----|------|-------------|--------|-----|-------------|-----|---------------------|------|-----|-----|
| YEAR | G | MIN | FGM-FGA | PCT | FTM-FTA | PCT | OFF | DEF | REB | AST | PF-DQ | STL | TO | BLK | PTS | PPG | RPG | APG |
| 61-62 | 71 | 2388 | 341-905 | .377 | 218-311 | .701 | | | 399 | 318 | 226-3 | | | | 900 | 12.7 | 5.6 | 4.5 |
| 62-63 | 73 | 2648 | 322-783 | .411 | 209-306 | .683 | | | 335 | 422 | 274-5 | | | | 853 | 11.7 | 4.6 | 5.8 |
| 63-64 | 75 | 2070 | 287-691 | .415 | 198-290 | .683 | | | 282 | 215 | 224-5 | | | | 772 | 10.3 | 3.8 | 2.9 |
| 64-65 | 70 | 1086 | 152-368 | .413 | 101-161 | .627 | | | 169 | 140 | 134-1 | | | | 405 | 5.8 | 2.4 | 2.0 |
| TOT. | 289 | 8192 | 1102-2747 | .401 | 726-1068 | .680 | | | 1185 | 1095 | 858-14 | | | | 2930 | 10.1 | 4.1 | 3.8 |

Playoffs
64-65 9 65 7-16 .438 4-5 .800 7 15 13-0 18 2.0 0.8 1.7

| CLAUDE GREY #7, #42 | | | | | WISCONSIN | | | | | HEIGHT: 6-8 | | | WEIGHT: 205 | | BORN: DEC. 26, 1958 | | | |
|---------------------|---|-----|---------|------|-----------|------|-----|-----|-----|-------------|-------|-----|-------------|-----|---------------------|-----|-----|-----|
| YEAR | G | MIN | FGM-FGA | PCT | FTM-FTA | PCT | OFF | DEF | REB | AST | PF-DQ | STL | TO | BLK | PTS | PPG | RPG | APG |
| 85-86 | 2 | 2 | 1-2 | .500 | 0-0 | .000 | 2 | 0 | 2 | 0 | 1-0 | 1 | 2 | 0 | 2 | 1.0 | 1.0 | 0.0 |

| KEVIN GREVEY #35 | | | | | KENTUCKY | | | | | HEIGHT: 6-5 | | | WEIGHT: 210 | | BORN: MAY 12, 1953 | | | |
|------------------|-----|-------|-----------|------|-----------|------|-----|-----|------|-------------|--------|-----|-------------|-----|--------------------|------|-----|-----|
| YEAR | G | MIN | FGM-FGA | PCT | FTM-FTA | PCT | OFF | DEF | REB | AST | PF-DQ | STL | TO | BLK | PTS | PPG | RPG | APG |
| 75-76 | 56 | 504 | 79-213 | .371 | 52-58 | .897 | 24 | 36 | 60 | 27 | 65-0 | 13 | 3 | 210 | 3.8 | 1.1 | 0.5 | |
| 76-77 | 76 | 1306 | 224-530 | .423 | 79-119 | .664 | 73 | 105 | 178 | 68 | 148-1 | 29 | 9 | 527 | 6.9 | 2.3 | 0.9 | |
| 77-78 | 81 | 2121 | 505-1128 | .448 | 243-308 | .789 | 124 | 166 | 290 | 155 | 203-4 | 61 | 159 | 17 | 1253 | 15.5 | 3.6 | 1.9 |
| 78-79 | 65 | 1856 | 418-922 | .453 | 173-224 | .772 | 90 | 142 | 232 | 153 | 159-1 | 46 | 120 | 14 | 1009 | 15.5 | 3.6 | 2.4 |
| 79-80 | 65 | 1818 | 331-804 | .412 | 216-249 | .867 | 80 | 107 | 187 | 177 | 158-0 | 56 | 102 | 16 | 912 | 14.0 | 2.9 | 2.7 |
| 80-81 | 75 | 2616 | 500-1103 | .453 | 244-290 | .841 | 67 | 152 | 219 | 300 | 161-1 | 68 | 144 | 17 | 1289 | 17.2 | 2.9 | 0.4 |
| 81-82 | 71 | 2164 | 376-857 | .439 | 165-193 | .855 | 57 | 138 | 195 | 149 | 151-1 | 44 | 96 | 23 | 945 | 13.3 | 2.7 | 2.1 |
| 82-83 | 41 | 756 | 114-294 | .388 | 54-69 | .783 | 18 | 31 | 49 | 49 | 61-0 | 18 | 27 | 7 | 297 | 7.2 | 1.2 | 1.2 |
| TOT. | 530 | 13141 | 2547-5851 | .435 | 1226-1510 | .812 | 533 | 877 | 1410 | 1078 | 1106-8 | 335 | 648 | 106 | 6442 | 12.2 | 2.7 | 2.0 |

Three-point field goals: 79-80, 34-92 (.370), 80-81, 45-136 (.331), 81-82, 28-82 (.341), 82-83, 15-38 (.395), TOT.: 122-348 (.351)

Playoffs

| | | | | | | | | | | | | | | | | | | |
|-------|----|------|---------|------|---------|-------|----|----|-----|----|-------|----|----|----|-----|------|-----|-----|
| 75-76 | 2 | 3 | 1-2 | .500 | 0-0 | .000 | | | | | 1-0 | | | | 2 | 1.0 | | |
| 76-77 | 9 | 225 | 36-88 | .409 | 15-23 | .652 | 10 | 6 | 16 | 8 | 20-0 | 2 | 5 | 87 | 9.7 | 1.8 | 0.9 | |
| 77-78 | 21 | 584 | 126-284 | .444 | 73-90 | .811 | 25 | 36 | 61 | 42 | 71-2 | 11 | 44 | 3 | 325 | 15.5 | 2.9 | 2.0 |
| 78-79 | 19 | 257 | 102-256 | .398 | 40-53 | .755 | 26 | 22 | 48 | 30 | 62-1 | 15 | 40 | 7 | 244 | 12.8 | 2.5 | 1.6 |
| 79-80 | 2 | 72 | 16-30 | .533 | 4-4 | 1.000 | 1 | 5 | 6 | 8 | 9-1 | 5 | 4 | 2 | 41 | 20.5 | 3.0 | 4.0 |
| 81-82 | 7 | 159 | 23-56 | .411 | 16-19 | .842 | 2 | 8 | 10 | 11 | 12-0 | 3 | 6 | 1 | 66 | 9.4 | 1.4 | 1.6 |
| TOT. | 60 | 1300 | 304-716 | .425 | 148-189 | .783 | 64 | 77 | 141 | 99 | 175-4 | 36 | 94 | 18 | 765 | 12.8 | 2.4 | 1.9 |

Three-point field goals: 79-80, 5-10 (.500), 81-82, 4-8 (.500), TOT.: 9-18 (.500)

| TOM GUGLIOTTA #24 | | | | | NC STATE | | | | | HEIGHT: 6-10 | | | WEIGHT: 240 | | BORN: DEC. 19, 1969 | | | |
|-------------------|-----|------|-----------|------|----------|------|-----|------|------|--------------|-------|-----|-------------|-----|---------------------|------|-----|-----|
| YEAR | G | MIN | FGM-FGA | PCT | FTM-FTA | PCT | OFF | DEF | REB | AST | PF-DQ | STL | TO | BLK | PTS | PPG | RPG | APG |
| 92-93 | 81 | 2795 | 484-1135 | .426 | 181-281 | .644 | 219 | 562 | 781 | 306 | 195-0 | 134 | 230 | 35 | 1187 | 14.7 | 9.6 | 3.8 |
| 93-94 | 78 | 2795 | 540-1159 | .466 | 213-311 | .685 | 189 | 539 | 728 | 276 | 174-0 | 172 | 247 | 51 | 1333 | 17.1 | 9.3 | 3.5 |
| 94-95 | 6 | 226 | 33-83 | .398 | 26-33 | .788 | 16 | 37 | 53 | 18 | 19-0 | 21 | 15 | 11 | 96 | 16.0 | 8.8 | 3.0 |
| TOT. | 165 | 5816 | 1057-2377 | .422 | 420-625 | .672 | 424 | 1138 | 1562 | 600 | 388-0 | 327 | 492 | 97 | 2616 | 15.9 | 9.5 | 3.6 |

Three-point field goals: 92-93, 38-135 (.281), 93-94, 40-148 (.270), 94-95, 4-8 (.500), TOT.: 82-291 (.281)

| MIKE HALL #42 | | | | | GEORGE WASHINGTON | | | | | HEIGHT: 6-8 | | | WEIGHT: 230 | | BORN: JUN. 5, 1984 | | | |
|---------------|---|-----|---------|------|-------------------|-----|-----|-----|-----|-------------|-------|-----|-------------|-----|--------------------|-----|-----|-----|
| YEAR | G | MIN | FGM-FGA | PCT | FTM-FTA | PCT | OFF | DEF | REB | AST | PF-DQ | STL | TO | BLK | PTS | PPG | RPG | APG |
| 06-07 | 2 | 13 | 1-4 | .250 | 0-0 | --- | 1 | 1 | 2 | 1 | 1-0 | 0 | 0 | 0 | 2 | 1.0 | 1.0 | 0.5 |

Three-point field goals: 06-07, 0-0 (---

| TOM HAMMONDS #12 | | | | | GEORGIA TECH | | | | | HEIGHT: 6-9 | | | WEIGHT: 225 | | BORN: MAR. 27, 1967 | | | |
|------------------|-----|------|----------|------|--------------|------|-----|-----|-----|-------------|-------|-----|-------------|-----|---------------------|------|-----|-----|
| YEAR | G | MIN | FGM-FGA | PCT | FTM-FTA | PCT | OFF | DEF | REB | AST | PF-DQ | STL | TO | BLK | PTS | PPG | RPG | APG |
| 89-90 | 61 | 805 | 129-295 | .437 | 63-98 | .643 | 61 | 107 | 168 | 51 | 98-0 | 11 | 46 | 14 | 321 | 5.3 | 2.8 | 0.8 |
| 90-91 | 70 | 1023 | 155-336 | .461 | 57-79 | .722 | 58 | 148 | 206 | 43 | 108-0 | 15 | 54 | 7 | 367 | 5.2 | 2.9 | 0.6 |
| 91-92 | 37 | 984 | 195-400 | .488 | 50-82 | .610 | 49 | 136 | 185 | 36 | 118-1 | 22 | 58 | 13 | 440 | 11.9 | 5.0 | 1.0 |
| TOT. | 168 | 2812 | 479-1031 | .465 | 170-259 | .656 | 168 | 391 | 559 | 130 | 324-1 | 48 | 158 | 34 | 1128 | 6.7 | 3.3 | 0.7 |

| DARVIN HAM #31 | | | | | TEXAS TECH | | | | | HEIGHT: 6-7 | | | WEIGHT: 230 | | BORN: JUL. 23, 1973 | | | |
|----------------|----|-----|---------|------|------------|------|-----|-----|-----|-------------|-------|-----|-------------|-----|---------------------|-----|-----|-----|
| YEAR | G | MIN | FGM-FGA | PCT | FTM-FTA | PCT | OFF | DEF | REB | AST | PF-DQ | STL | TO | BLK | PTS | PPG | RPG | APG |
| 97-98 | 71 | 635 | 55-104 | .529 | 35-74 | .473 | 72 | 59 | 131 | 16 | 118-1 | 21 | 37 | 25 | 145 | 2.0 | 1.8 | 0.2 |



ALL-TIME ROSTER

| RICHARD HAMILTON #32 | | | | CONNECTICUT | | | | HEIGHT: 6-6 | | | | WEIGHT: 185 | | | BORN: FEB. 14, 1978 | | | |
|----------------------|------------|-------------|------------------|-------------|----------------|-------------|------------|-------------|------------|------------|--------------|-------------|------------|-----------|---------------------|-------------|------------|------------|
| YEAR | G | MIN | FGM-FGA | PCT | FTM-FTA | PCT | OFF | DEF | REB | AST | PF-DQ | STL | TO | BLK | PTS | PPG | RPG | APG |
| 99-00 | 71 | 1373 | 254-605 | .420 | 103-133 | .774 | 38 | 91 | 129 | 108 | 142-2 | 28 | 84 | 6 | 639 | 9.0 | 1.8 | 1.5 |
| 00-01 | 78 | 2519 | 547-1249 | .437 | 277-319 | .868 | 75 | 163 | 238 | 224 | 203-2 | 75 | 201 | 10 | 1411 | 18.1 | 2.5 | 2.9 |
| 01-02 | 63 | 2203 | 472-1084 | .435 | 300-337 | .890 | 73 | 143 | 216 | 171 | 136-0 | 38 | 132 | 14 | 1260 | 20.0 | 3.4 | 2.7 |
| TOT. | 212 | 6095 | 1273-2938 | .433 | 680-789 | .862 | 186 | 397 | 583 | 503 | 481-4 | 141 | 417 | 30 | 3310 | 15.6 | 2.8 | 2.4 |

Three-point field goals: 99-00, 28-77 (.364); 00-01, 40-146 (.438); 01-02, 16-42 (.381); TOT.: 84-265 (.317).

| CHARLES HARDNETT #23 | | | | GRAMBLING | | | | HEIGHT: 6-8 | | | | WEIGHT: 225 | | | BORN: SEPT. 13, 1938 | | | |
|----------------------|------------|-------------|-----------------|-------------|----------------|-------------|-----|-------------|------------|------------|--------------|-------------|----|-----|----------------------|------------|------------|------------|
| YEAR | G | MIN | FGM-FGA | PCT | FTM-FTA | PCT | OFF | DEF | REB | AST | PF-DQ | STL | TO | BLK | PTS | PPG | RPG | APG |
| 62-63 | 78 | 1757 | 301-683 | .441 | 225-349 | .645 | | | 606 | 74 | 225-4 | | | | 827 | 10.6 | 7.8 | 0.9 |
| 63-64 | 67 | 617 | 107-260 | .412 | 84-125 | .672 | | | 248 | 27 | 114-1 | | | | 298 | 4.5 | 3.7 | 0.4 |
| 64-65 | 20 | 200 | 25-80 | .313 | 23-39 | .590 | | | 77 | 2 | 37-0 | | | | 73 | 3.7 | 3.9 | 0.2 |
| TOT. | 165 | 2574 | 433-1023 | .423 | 332-513 | .647 | | | 931 | 103 | 376-5 | | | | 1198 | 7.3 | 5.6 | 0.6 |

Playoffs
64-65 5 22 4-10 .400 2-5 .400 6 2 2-0 10 2.0 1.2 0.4

| CLEM HASKINS #14 | | | | WESTERN KENTUCKY | | | | HEIGHT: 6-4 | | | | WEIGHT: 200 | | | BORN: AUG. 11, 1944 | | | |
|------------------|------------|-------------|----------------|------------------|----------------|-------------|-----------|-------------|------------|------------|--------------|-------------|----|-----------|---------------------|------------|------------|------------|
| YEAR | G | MIN | FGM-FGA | PCT | FTM-FTA | PCT | OFF | DEF | REB | AST | PF-DQ | STL | TO | BLK | PTS | PPG | RPG | APG |
| 74-75 | 70 | 702 | 115-290 | .397 | 53-63 | .841 | 29 | 51 | 80 | 79 | 73-0 | 23 | | 6 | 283 | 4.0 | 1.1 | 1.1 |
| 75-76 | 55 | 737 | 148-269 | .550 | 54-65 | .831 | 12 | 42 | 54 | 73 | 79-2 | 23 | 8 | 350 | 6.4 | 1.0 | 1.3 | |
| TOT. | 125 | 1439 | 263-559 | .470 | 107-128 | .836 | 41 | 93 | 134 | 152 | 152-2 | 46 | | 14 | 633 | 5.1 | 1.1 | 1.2 |

Playoffs
74-75 13 75 15-28 .536 5-8 .625 5 2 7 4 17-0 2 1 35 2.7 0.5 0.3
75-76 5 40 10-21 .476 2-5 .400 1 4 5 2 6-0 0 0 22 4.4 1.0 0.4
TOT. 18 115 25-49 .510 7-13 .538 6 6 12 6 23-0 2 1 57 3.2 0.7 0.3

| VERN HATTON #52 | | | | KENTUCKY | | | | HEIGHT: 6-3 | | | | WEIGHT: 195 | | | BORN: JAN. 13, 1936 | | | |
|-----------------|----|-----|---------|----------|---------|------|-----|-------------|-----|-----|-------|-------------|----|-----|---------------------|-----|-----|-----|
| YEAR | G | MIN | FGM-FGA | PCT | FTM-FTA | PCT | OFF | DEF | REB | AST | PF-DQ | STL | TO | BLK | PTS | PPG | RPG | APG |
| 61-62 | 40 | 898 | 112-331 | .338 | 98-125 | .784 | | | 102 | 99 | 13-0 | | | | 322 | 8.1 | 2.6 | 2.5 |

(15 Chicago, 25 St. Louis)

| ELVIN HAYES #11 | | | | HOUSTON | | | | HEIGHT: 6-9 | | | | WEIGHT: 235 | | | BORN: NOV. 17, 1945 | | | |
|-----------------|------------|--------------|-------------------|-------------|------------------|-------------|------|-------------|-------------|-------------|----------------|-------------|-----|-------------|---------------------|-------------|-------------|------------|
| YEAR | G | MIN | FGM-FGA | PCT | FTM-FTA | PCT | OFF | DEF | REB | AST | PF-DQ | STL | TO | BLK | PTS | PPG | RPG | APG |
| 72-73 | 81 | 3347 | 713-1607 | .444 | 291-434 | .671 | 1050 | 167 | 1177 | 127 | 232-3 | | | | 1717 | 21.2 | 14.5 | 1.6 |
| 73-74 | 81 | 3602 | 689-1627 | .423 | 357-495 | .721 | 354 | 1109 | 1463 | 163 | 252-1 | 86 | | 240 | 1735 | 21.4 | 18.1 | 2.0 |
| 74-75 | 82 | 3465 | 739-1668 | .443 | 409-534 | .766 | 221 | 783 | 1004 | 206 | 238-0 | 158 | | 187 | 1887 | 23.0 | 12.2 | 2.5 |
| 75-76 | 80 | 2975 | 649-1381 | .470 | 287-457 | .628 | 210 | 668 | 878 | 121 | 293-5 | 104 | | 202 | 1585 | 19.8 | 11.0 | 1.5 |
| 76-77 | 82 | 3364 | 760-1516 | .501 | 422-614 | .687 | 289 | 740 | 1029 | 158 | 312-1 | 87 | | 220 | 1942 | 23.7 | 12.5 | 1.9 |
| 77-78 | 81 | 3246 | 636-1409 | .451 | 326-514 | .634 | 335 | 740 | 1075 | 149 | 313-7 | 96 | | 159 | 1598 | 19.7 | 13.3 | 1.8 |
| 78-79 | 82 | 3105 | 720-1477 | .487 | 349-534 | .654 | 312 | 682 | 994 | 143 | 308-5 | 75 | 235 | 190 | 1789 | 21.8 | 12.1 | 1.7 |
| 79-80 | 81 | 3183 | 761-1677 | .454 | 334-478 | .699 | 269 | 627 | 896 | 129 | 309-9 | 62 | 215 | 189 | 1859 | 23.0 | 11.1 | 1.6 |
| 80-81 | 81 | 2931 | 584-1296 | .451 | 271-439 | .617 | 235 | 554 | 789 | 98 | 300-6 | 68 | 189 | 171 | 1439 | 17.8 | 9.7 | 1.2 |
| TOT. | 731 | 29218 | 6251-13658 | .458 | 3046-4499 | .664 | | | 9305 | 1294 | 2557-37 | | | 1558 | 15551 | 21.3 | 12.7 | 1.8 |

Three-point field goals: 79-80, 3-13 (.231), 80-81, 0-10 (.000). TOT.: 3-23 (.500).

| JARVIS HAYES #24 | | | | GEORGIA | | | | HEIGHT: 6-8 | | | | WEIGHT: 228 | | | BORN: AUG. 9, 1981 | | | |
|------------------|------------|-------------|-----------------|-------------|----------------|-------------|------------|-------------|------------|------------|--------------|-------------|------------|-----------|--------------------|------------|------------|------------|
| YEAR | G | MIN | FGM-FGA | PCT | FTM-FTA | PCT | OFF | DEF | REB | AST | PF-DQ | STL | TO | BLK | PTS | PPG | RPG | APG |
| 03-04 | 70 | 2044 | 278-695 | .400 | 77-98 | .786 | 71 | 193 | 264 | 106 | 157-0 | 71 | 110 | 11 | 673 | 9.6 | 3.8 | 1.5 |
| 04-05 | 54 | 1560 | 206-530 | .389 | 99-118 | .839 | 41 | 186 | 227 | 90 | 107-1 | 49 | 62 | 9 | 553 | 10.2 | 4.2 | 1.7 |
| 05-06 | 21 | 516 | 77-183 | .421 | 25-30 | .834 | 19 | 57 | 76 | 27 | 38-0 | 16 | 22 | 1 | 196 | 9.3 | 3.6 | 1.3 |
| 06-07 | 81 | 1626 | 224-546 | .410 | 71-84 | .845 | 42 | 168 | 210 | 80 | 160-1 | 48 | 56 | 13 | 585 | 7.2 | 2.6 | 1.0 |
| TOT. | 226 | 5746 | 785-1954 | .402 | 272-330 | .824 | 173 | 604 | 777 | 303 | 462-3 | 184 | 250 | 34 | 2007 | 8.9 | 3.4 | 1.3 |

Three-point field goals: 03-04, 40-131 (.305), 04-05, 42-123 (.341), 05-06, 17-47 (.362), 06-07, 66-183 (.361). TOT. 165-484 (.341).

| JANIS HAYES #24 | | | | GEORGIA | | | | HEIGHT: 6-8 | | | | WEIGHT: 228 | | | BORN: AUG. 9, 1981 | | | |
|-----------------|---|-----|---------|---------|---------|------|-----|-------------|-----|-----|-------|-------------|----|-----|--------------------|------|-----|-----|
| YEAR | G | MIN | FGM-FGA | PCT | FTM-FTA | PCT | OFF | DEF | REB | AST | PF-DQ | STL | TO | BLK | PTS | PPG | RPG | APG |
| 06-07 | 4 | 139 | 15-46 | .326 | 6-7 | .857 | 4 | 10 | 14 | 4 | 12-0 | 2 | 0 | 1 | 43 | 10.8 | 3.5 | 1.0 |

Three-point field goals: 06-07, 7-19 (.368).



ALL-TIME ROSTER

BRENDAN HAYWOOD #00,#3,#33 NORTH CAROLINA HEIGHT: 7-0 WEIGHT: 263 BORN: NOV. 27, 1979

| YEAR | G | MIN | FGM-FGA | PCT | FTM-FTA | PCT | OFF | DEF | REB | AST | PF-DQ | STL | TO | BLK | PTS | PPG | RPG | APG |
|------------|------------|--------------|------------------|-------------|------------------|-------------|-------------|-------------|-------------|------------|----------------|------------|------------|------------|-------------|------------|------------|------------|
| 01-02 | 62 | 1266 | 109-221 | .493 | 97-160 | .606 | 143 | 179 | 322 | 29 | 158-1 | 21 | 50 | 91 | 315 | 5.1 | 5.2 | 0.5 |
| 02-03 | 81 | 1930 | 173-339 | .515 | 155-245 | .633 | 192 | 212 | 404 | 29 | 225-2 | 32 | 65 | 119 | 501 | 6.2 | 5.0 | 0.4 |
| 03-04 | 77 | 1484 | 200-388 | .515 | 137-234 | .585 | 186 | 201 | 387 | 43 | 154-0 | 32 | 80 | 100 | 537 | 7.0 | 5.0 | 0.6 |
| 04-05 | 68 | 1865 | 239-427 | .560 | 159-261 | .609 | 202 | 262 | 464 | 57 | 218-6 | 52 | 96 | 114 | 637 | 9.4 | 6.8 | 0.8 |
| 05-06 | 79 | 1875 | 222-432 | .514 | 131-224 | .585 | 200 | 267 | 467 | 46 | 232-2 | 30 | 97 | 104 | 575 | 7.3 | 5.9 | .1 |
| 06-07 | 77 | 1740 | 198-355 | .558 | 115-210 | .548 | 195 | 282 | 477 | 47 | 208-3 | 34 | 90 | 88 | 511 | 6.6 | 6.2 | 0.6 |
| 07-08 | 80 | 2228 | 316-599 | .528 | 216-294 | .735 | 273 | 303 | 576 | 71 | 216-1 | 31 | 108 | 133 | 848 | 10.6 | 7.2 | 0.9 |
| 08-09 | 6 | 175 | 24-50 | .480 | 10-21 | .476 | 13 | 31 | 44 | 8 | 14-0 | 4 | 9 | 15 | 58 | 9.7 | 7.3 | 1.3 |
| TOT | 530 | 12556 | 1481-2811 | .527 | 1020-1649 | .619 | 1404 | 1737 | 3141 | 330 | 1425-16 | 236 | 595 | 764 | 3982 | 7.5 | 5.9 | 0.6 |

Three-point field goals: 01-02, 0-0 (---). 02-03, 0-0 (---). 03-04, 0-1 (.000). 04-05, 0-0 (---). 05-06, 0-0 (---). 06-07, 0-0 (---). 07-08, 0-0 (---). 08-09, 0-0 (---). TOT. 0-1 (.000).

Playoffs

| | | | | | | | | | | | | | | | | | | |
|------------|-----------|------------|---------------|-------------|--------------|-------------|-----------|-----------|------------|-----------|-------------|-----------|-----------|-----------|------------|------------|------------|------------|
| 04-05 | 10 | 296 | 39-72 | .542 | 28-44 | .636 | 35 | 41 | 76 | 10 | 40-1 | 14 | 10 | 20 | 106 | 10.6 | 7.6 | 1.0 |
| 05-06 | 6 | 155 | 15-22 | .682 | 13-25 | .520 | 7 | 12 | 19 | 5 | 22-0 | 2 | 7 | 11 | 43 | 7.2 | 3.2 | 0.8 |
| 06-07 | 3 | 34 | 5-7 | .714 | 3-4 | .750 | 3 | 2 | 5 | 1 | 7-0 | 1 | 1 | 0 | 13 | 4.3 | 1.7 | 0.3 |
| 07-08 | 6 | 178 | 26-44 | .591 | 20-25 | .800 | 13 | 27 | 40 | 5 | 25-1 | 4 | 6 | 9 | 72 | 12.0 | 6.7 | 0.8 |
| TOT | 25 | 663 | 85-145 | .586 | 64-98 | .653 | 58 | 82 | 140 | 21 | 94-2 | 21 | 24 | 40 | 234 | 9.4 | 5.6 | 0.8 |

Three-point field goals: 04-05, 0-0 (---). 05-06, 0-0 (---). 06-07, 0-0 (---). 07-08, 0-0 (---). TOT. 0-0 (---).

SPENCER HAYWOOD #24 DETROIT HEIGHT: 6-8 WEIGHT: 225 BORN: APR. 22, 1949

| YEAR | G | MIN | FGM-FGA | PCT | FTM-FTA | PCT | OFF | DEF | REB | AST | PF-DQ | STL | TO | BLK | PTS | PPG | RPG | APG |
|------------|------------|-------------|-----------------|-------------|----------------|-------------|------------|------------|------------|-----------|--------------|-----------|------------|-----------|-------------|-------------|------------|------------|
| 81-82 | 76 | 2086 | 395-829 | .476 | 219-260 | .842 | 144 | 278 | 422 | 64 | 249-6 | 45 | 175 | 68 | 1009 | 13.3 | 5.6 | 0.8 |
| 82-83 | 38 | 775 | 125-312 | .401 | 63-87 | .724 | 77 | 106 | 183 | 30 | 94-2 | 12 | 27 | 313 | 8.2 | 4.8 | 0.8 | |
| TOT | 114 | 2861 | 520-1141 | .456 | 282-347 | .813 | 221 | 384 | 605 | 94 | 343-8 | 57 | 175 | 95 | 1322 | 11.6 | 5.3 | 0.8 |

Three-point field goals: 81-82, 0-3 (.000). 82-83, 0-1 (.000). TOT. 0-4 (.000)

Playoffs

| | | | | | | | | | | | | | | | | | | |
|-------|---|-----|--------|------|-------|------|----|----|----|---|------|---|----|----|-----|------|-----|-----|
| 81-82 | 7 | 231 | 57-115 | .496 | 26-35 | .743 | 16 | 23 | 39 | 7 | 28-0 | 4 | 15 | 14 | 140 | 20.0 | 5.6 | 1.0 |
|-------|---|-----|--------|------|-------|------|----|----|----|---|------|---|----|----|-----|------|-----|-----|

BRIAN HEANEY #11 ACADIA HEIGHT: 6-2 WEIGHT: 180 BORN: SEPT. 3, 1946

| YEAR | G | MIN | FGM-FGA | PCT | FTM-FTA | PCT | OFF | DEF | REB | AST | PF-DQ | STL | TO | BLK | PTS | PPG | RPG | APG |
|-------|----|-----|---------|------|---------|------|-----|-----|-----|-----|-------|-----|----|-----|-----|-----|-----|-----|
| 69-70 | 14 | 70 | 13-24 | .542 | 2-4 | .500 | | | 4 | 6 | 17-0 | | | | 28 | 2.0 | 0.3 | 0.4 |

TOM HENDERSON #14 HAWAII HEIGHT: 6-3 WEIGHT: 190 BORN: JAN. 26, 1952

| YEAR | G | MIN | FGM-FGA | PCT | FTM-FTA | PCT | OFF | DEF | REB | AST | PF-DQ | STL | TO | BLK | PTS | PPG | RPG | APG |
|------------|------------|-------------|-----------------|-------------|----------------|-------------|------------|------------|------------|-------------|--------------|------------|-----------|-------------|-------------|------------|------------|-----|
| 76-77 | 41 | 1223 | 175-373 | .469 | 107-145 | .738 | 25 | 90 | 115 | 212 | 74-0 | 59 | 9 | 457 | 11.1 | 2.8 | 5.2 | |
| 77-78 | 75 | 2315 | 339-784 | .432 | 179-240 | .746 | 66 | 127 | 193 | 406 | 131-0 | 93 | 195 | 15 | 857 | 11.4 | 2.6 | 5.4 |
| 78-79 | 70 | 2081 | 299-641 | .466 | 156-195 | .800 | 51 | 112 | 163 | 419 | 123-0 | 87 | 140 | 10 | 754 | 10.8 | 2.3 | 6.0 |
| TOT | 186 | 5619 | 813-1796 | .452 | 442-580 | .762 | 142 | 329 | 471 | 1037 | 328-0 | 239 | 24 | 2088 | 11.1 | 2.5 | 5.6 | |

Playoffs

| | | | | | | | | | | | | | | | | | |
|------------|-----------|------------|----------------|-------------|---------------|-------------|-----------|-----------|-----------|------------|-------------|-----------|----------|------------|-------------|------------|------------|
| 76-77 | 9 | 322 | 48-108 | .444 | 26-36 | .722 | 8 | 12 | 20 | 63 | 24-1 | 11 | 2 | 122 | 13.6 | 2.2 | 7.0 |
| 77-78 | 21 | 597 | 72-173 | .416 | 58-79 | .734 | 17 | 30 | 47 | 106 | 36-0 | 27 | 5 | 202 | 9.6 | 2.2 | 5.0 |
| TOT | 30 | 919 | 120-281 | .427 | 84-115 | .730 | 25 | 42 | 67 | 169 | 60-1 | 38 | 7 | 324 | 10.8 | 2.2 | 5.6 |

WAYNE HIGHTOWER #20,#32 KANSAS HEIGHT: 6-9 WEIGHT: 192 BORN: JAN. 14, 1940

| YEAR | G | MIN | FGM-FGA | PCT | FTM-FTA | PCT | OFF | DEF | REB | AST | PF-DQ | STL | TO | BLK | PTS | PPG | RPG | APG |
|------------|-----------|-------------|----------------|-------------|----------------|-------------|-----|-----|------------|-----------|--------------|-----|----|-----|------------|------------|------------|------------|
| 64-65 | 27 | 510 | 60-174 | .345 | 61-81 | .765 | | | 173 | 16 | 61-1 | | | | 182 | 6.5 | 6.4 | 0.6 |
| 65-66 | 24 | 460 | 63-186 | .339 | 57-78 | .731 | | | 131 | 35 | 61-2 | | | | 183 | 7.6 | 5.5 | 1.5 |
| 66-67 | 43 | 746 | 103-308 | .334 | 89-124 | .718 | | | 241 | 36 | 110-5 | | | | 295 | 6.9 | 5.6 | 0.8 |
| TOT | 94 | 1716 | 226-668 | .338 | 207-283 | .731 | | | 545 | 87 | 232-8 | | | | 660 | 7.0 | 5.8 | 0.9 |

Playoffs

| | | | | | | | | | | | | | | | | | | |
|-------|----|-----|-------|------|-------|------|--|--|----|---|------|--|--|--|----|-----|-----|-----|
| 64-65 | 10 | 196 | 27-64 | .422 | 14-22 | .636 | | | 57 | 8 | 25-0 | | | | 68 | 6.8 | 5.7 | 0.8 |
|-------|----|-----|-------|------|-------|------|--|--|----|---|------|--|--|--|----|-----|-----|-----|

GARY HILL #20 OKLAHOMA CITY HEIGHT: 6-4 WEIGHT: 185 BORN: OCT. 7, 1941

| YEAR | G | MIN | FGM-FGA | PCT | FTM-FTA | PCT | OFF | DEF | REB | AST | PF-DQ | STL | TO | BLK | PTS | PPG | RPG | APG |
|-------|---|-----|---------|------|---------|------|-----|-----|-----|-----|-------|-----|----|-----|-----|-----|-----|-----|
| 64-65 | 3 | 15 | 0-1 | .000 | 0-0 | .000 | | | 1 | 1 | 1-0 | | | | 0.0 | 0.3 | 0.3 | |

PAUL HOGUE #14 CINCINNATI HEIGHT: 6-9 WEIGHT: 240 BORN: APR. 28, 1940

| YEAR | G | MIN | FGM-FGA | PCT | FTM-FTA | PCT | OFF | DEF | REB | AST | PF-DQ | STL | TO | BLK | PTS | PPG | RPG | APG |
|-------|---|-----|---------|------|---------|------|-----|-----|-----|-----|-------|-----|----|-----|-----|-----|-----|-----|
| 63-64 | 9 | 58 | 3-14 | .214 | 1-2 | .500 | | | 16 | 1 | 20-1 | | | | 7 | 0.8 | 1.8 | 0.1 |

BRAD HOLLAND #14 UCLA HEIGHT: 6-3 WEIGHT: 185 BORN: DEC. 6, 1956

| YEAR | G | MIN | FGM-FGA | PCT | FTM-FTA | PCT | OFF | DEF | REB | AST | PF-DQ | STL | TO | BLK | PTS | PPG | RPG | APG |
|-------|----|-----|---------|------|---------|------|-----|-----|-----|-----|-------|-----|----|-----|-----|-----|-----|-----|
| 81-82 | 13 | 185 | 27-73 | .370 | 3-4 | .750 | 6 | 7 | 13 | 16 | 12-0 | 11 | 7 | 1 | 57 | 4.4 | 1.0 | 1.2 |

Three-point field goals: 81-82, 0-3 (.000).



OWNERSHIP / OPERATIONS / PLAYERS / MEDIA INFORMATION
 WASHINGTON SPORTS
 BASKETBALL OPERATIONS
 08/09 SEASON IN REVIEW
 FRANCHISE RECORDS
 FRANCHISE HISTORY
 NBA

ALL-TIME ROSTER

| TITO HORFORD #42 | | | | | MIAMI | | | | HEIGHT: 7-1 | | | WEIGHT: 245 | | | BORN: JAN. 19, 1966 | | | |
|------------------|---|-----|---------|------|---------|------|-----|-----|-------------|-----|-------|-------------|----|-----|---------------------|-----|-----|-----|
| YEAR | G | MIN | FGM-FGA | PCT | FTM-FTA | PCT | OFF | DEF | REB | AST | PF-DQ | STL | TO | BLK | PTS | PPG | RPG | APG |
| 93-94 | 3 | 28 | 0-2 | .000 | 0-0 | .000 | 1 | 2 | 3 | | 3-0 | 1 | 1 | 3 | 0 | 0.0 | 1.0 | 0.0 |

| ED HORTON #32 | | | | | IOWA | | | | HEIGHT: 6-8 | | | WEIGHT: 230 | | | BORN: DEC. 17, 1967 | | | |
|---------------|----|-----|---------|------|---------|------|-----|-----|-------------|-----|-------|-------------|----|-----|---------------------|-----|-----|-----|
| YEAR | G | MIN | FGM-FGA | PCT | FTM-FTA | PCT | OFF | DEF | REB | AST | PF-DQ | STL | TO | BLK | PTS | PPG | RPG | APG |
| 89-90 | 45 | 374 | 80-162 | .494 | 42-69 | .609 | 59 | 49 | 108 | 19 | 63-1 | 9 | 39 | 5 | 202 | 4.5 | 2.4 | 0.4 |

| JUWAN HOWARD #5 | | | | | MICHIGAN | | | | HEIGHT: 6-9 | | | WEIGHT: 250 | | | BORN: FEB. 7, 1973 | | | | |
|-----------------|------------|--------------|------------------|-------------|------------------|-------------|-------------|-------------|-------------|-------------|----------------|-------------|-------------|------------|--------------------|-------------|------------|------------|--|
| YEAR | G | MIN | FGM-FGA | PCT | FTM-FTA | PCT | OFF | DEF | REB | AST | PF-DQ | STL | TO | BLK | PTS | PPG | RPG | APG | |
| 94-95 | 65 | 2348 | 455-931 | .489 | 194-292 | .664 | 184 | 361 | 545 | 165 | 236-2 | 52 | 166 | 15 | 1104 | 17.0 | 8.4 | 2.5 | |
| 95-96 | 81 | 3294 | 733-1500 | .489 | 319-426 | .749 | 188 | 472 | 660 | 360 | 269-3 | 67 | 303 | 39 | 1789 | 22.1 | 8.1 | 4.4 | |
| 96-97 | 82 | 3324 | 638-1313 | .486 | 294-389 | .756 | 202 | 450 | 652 | 311 | 259-3 | 93 | 246 | 23 | 1570 | 19.1 | 8.0 | 3.8 | |
| 97-98 | 64 | 2559 | 463-991 | .467 | 258-358 | .721 | 161 | 288 | 449 | 208 | 225-3 | 82 | 185 | 23 | 1184 | 18.5 | 7.0 | 3.3 | |
| 98-99 | 36 | 1430 | 286-604 | .474 | 110-146 | .753 | 90 | 203 | 293 | 107 | 130-1 | 42 | 95 | 14 | 682 | 18.9 | 8.1 | 3.0 | |
| 99-00 | 82 | 2909 | 509-1108 | .459 | 202-275 | .735 | 132 | 338 | 470 | 247 | 299-2 | 67 | 225 | 21 | 1220 | 14.9 | 5.7 | 3.0 | |
| 00-01 | 54 | 1981 | 392-827 | .474 | 197-256 | .770 | 121 | 258 | 379 | 154 | 186-0 | 46 | 169 | 21 | 981 | 18.2 | 7.0 | 2.8 | |
| TOT. | 464 | 17845 | 3476-7274 | .477 | 1574-2142 | .735 | 1078 | 2370 | 3448 | 1552 | 1604-14 | 449 | 1389 | 156 | 8530 | 18.3 | 7.4 | 3.3 | |
| Playoffs | | | | | | | | | | | | | | | | | | | |
| 96-97 | 3 | 129 | 20-43 | .465 | 15-17 | .882 | 10 | 8 | 18 | 6 | 9-0 | 2 | 3 | 2 | 56 | 18.7 | 6.0 | 2.0 | |

| BAILEY HOWELL #15 | | | | | MISSISSIPPI STATE | | | | HEIGHT: 6-8 | | | WEIGHT: 230 | | | BORN: JAN. 20, 1937 | | | | |
|-------------------|------------|-------------|-----------------|-------------|-------------------|-------------|-----|-----|-------------|------------|---------------|-------------|----|-----|---------------------|-------------|-------------|------------|--|
| YEAR | G | MIN | FGM-FGA | PCT | FTM-FTA | PCT | OFF | DEF | REB | AST | PF-DQ | STL | TO | BLK | PTS | PPG | RPG | APG | |
| 64-65 | 80 | 2975 | 515-1040 | .495 | 504-629 | .801 | | | 869 | 208 | 345-10 | | | | 1534 | 19.2 | 10.9 | 2.6 | |
| 65-66 | 78 | 2328 | 481-986 | .488 | 402-551 | .730 | | | 773 | 155 | 306-12 | | | | 1364 | 17.3 | 9.8 | 2.0 | |
| TOT. | 159 | 5303 | 996-2026 | .492 | 906-1180 | .763 | | | 1642 | 363 | 651-22 | | | | 2898 | 18.2 | 10.3 | 2.3 | |
| Playoffs | | | | | | | | | | | | | | | | | | | |
| 64-65 | 9 | 350 | 67-130 | .515 | 53-70 | .757 | | | 105 | 19 | 38-3 | | | | 187 | 20.8 | 11.7 | 2.1 | |
| 65-66 | 3 | 94 | 23-50 | .460 | 8-11 | .727 | | | 30 | 2 | 13-1 | | | | 54 | 18.0 | 10.0 | 0.7 | |
| TOT. | 12 | 444 | 90-180 | .500 | 61-81 | .753 | | | 135 | 21 | 51-4 | | | | 241 | 20.1 | 11.3 | 1.8 | |

| LARRY HUGHES #20 | | | | | ST. LOUIS | | | | HEIGHT: 6-5 | | | WEIGHT: 184 | | | BORN: JAN. 23, 1979 | | | | |
|---|------------|-------------|------------------|-------------|----------------|-------------|------------|------------|-------------|------------|--------------|-------------|------------|-----------|---------------------|-------------|------------|------------|--|
| YEAR | G | MIN | FGM-FGA | PCT | FTM-FTA | PCT | OFF | DEF | REB | AST | PF-DQ | STL | TO | BLK | PTS | PPG | RPG | APG | |
| 02-03 | 67 | 2137 | 346-741 | .467 | 136-186 | .731 | 67 | 241 | 308 | 205 | 149-1 | 86 | 136 | 24 | 857 | 12.8 | 4.6 | 3.1 | |
| 03-04 | 61 | 2061 | 401-1009 | .397 | 267-335 | .797 | 96 | 230 | 326 | 148 | 147-2 | 95 | 152 | 26 | 1148 | 18.8 | 5.3 | 2.4 | |
| 04-05 | 61 | 2359 | 467-1086 | .430 | 352-453 | .777 | 74 | 308 | 382 | 285 | 168-0 | 176 | 153 | 18 | 1345 | 22.0 | 6.3 | 4.7 | |
| TOT. | 189 | 6557 | 1214-2836 | .428 | 755-974 | .775 | 237 | 779 | 1016 | 638 | 464-3 | 357 | 441 | 68 | 3350 | 17.7 | 5.4 | 3.4 | |
| Three-point field goals: 02-03, 29-79(.367). 03-04, 79-232 (.341). 04-05, 59-209 (.282) TOT.: 167-520 (.321). | | | | | | | | | | | | | | | | | | | |
| Playoffs | | | | | | | | | | | | | | | | | | | |
| 04-05 | 10 | 401 | 68-181 | .376 | 64-77 | .831 | 17 | 54 | 71 | 37 | 35-1 | 20 | 25 | 7 | 207 | 20.7 | 7.1 | 3.7 | |
| Three-point field goals: 04-05, 7-33 (.212). | | | | | | | | | | | | | | | | | | | |

| LESLIE HUNTER #23,#41 | | | | | LOYOLA-CHICAGO | | | | HEIGHT: 6-7 | | | WEIGHT: 212 | | | BORN: AUG. 16, 1942 | | | |
|-----------------------|----|-----|---------|------|----------------|------|-----|-----|-------------|-----|-------|-------------|----|-----|---------------------|-----|-----|-----|
| YEAR | G | MIN | FGM-FGA | PCT | FTM-FTA | PCT | OFF | DEF | REB | AST | PF-DQ | STL | TO | BLK | PTS | PPG | RPG | APG |
| 64-65 | 24 | 114 | 18-64 | .281 | 6-14 | .429 | | | 50 | 11 | 16-0 | | | | 42 | 1.8 | 2.1 | 0.5 |

| BYRON IRVIN #32 | | | | | MISSOURI | | | | HEIGHT: 6-5 | | | WEIGHT: 190 | | | BORN: DEC. 2, 1966 | | | | |
|--|-----------|------------|---------------|-------------|--------------|-------------|-----------|-----------|-------------|-----------|-------------|-------------|-----------|----------|--------------------|------------|------------|------------|--|
| YEAR | G | MIN | FGM-FGA | PCT | FTM-FTA | PCT | OFF | DEF | REB | AST | PF-DQ | STL | TO | BLK | PTS | PPG | RPG | APG | |
| 90-91 | 33 | 316 | 60-129 | .465 | 50-61 | .820 | 24 | 21 | 45 | 24 | 32-0 | 15 | 16 | 2 | 171 | 5.2 | 1.4 | 0.7 | |
| 92-93 | 4 | 45 | 9-18 | .500 | 3-6 | .500 | 2 | 4 | 2 | 2 | 5-0 | 1 | 4 | 0 | 22 | 5.5 | 1.0 | 0.5 | |
| TOT. | 37 | 361 | 69-147 | .469 | 53-67 | .791 | 26 | 23 | 49 | 26 | 37-0 | 16 | 20 | 2 | 193 | 5.2 | 1.3 | 0.7 | |
| Three-point field goals: 90-91,1-5(.200). 91-92,1-1(1.000). TOT.: 2-6(.333). | | | | | | | | | | | | | | | | | | | |

| JAREN JACKSON #32 | | | | | GEORGETOWN | | | | HEIGHT: 6-6 | | | WEIGHT: 210 | | | BORN: OCT. 27, 1967 | | | | |
|--|----|------|---------|------|------------|------|-----|-----|-------------|-----|-------|-------------|----|-----|---------------------|-----|-----|-----|--|
| YEAR | G | MIN | FGM-FGA | PCT | FTM-FTA | PCT | OFF | DEF | REB | AST | PF-DQ | STL | TO | BLK | PTS | PPG | RPG | APG | |
| 96-97 | 75 | 1133 | 134-329 | .407 | 53-69 | .768 | 31 | 101 | 132 | 65 | 131-0 | 45 | 60 | 16 | 374 | 5.0 | 1.8 | 0.9 | |
| Three-point field goals: 96-97, 53-158 (.335). | | | | | | | | | | | | | | | | | | | |

| RANDELL JACKSON #50 | | | | | FLORIDA STATE | | | | HEIGHT: 6-11 | | | WEIGHT: 215 | | | BORN: JAN. 16, 1976 | | | | |
|---|----|-----|---------|------|---------------|------|-----|-----|--------------|-----|-------|-------------|----|-----|---------------------|-----|-----|-----|--|
| YEAR | G | MIN | FGM-FGA | PCT | FTM-FTA | PCT | OFF | DEF | REB | AST | PF-DQ | STL | TO | BLK | PTS | PPG | RPG | APG | |
| 98-99 | 27 | 271 | 46-108 | .426 | 21-32 | .656 | 30 | 24 | 54 | 8 | 29-0 | 3 | 26 | 11 | 114 | 4.2 | 2.0 | 0.3 | |
| Three-point field goals: 98-99, 1-7 (.143). | | | | | | | | | | | | | | | | | | | |



ALL-TIME ROSTER

| MIKE JAMES #13 | | | | DUQUESNE | | | | HEIGHT: 6-2 | | | WEIGHT: 188 | | | BORN: JUNE 23, 1975 | | | | |
|----------------|----|------|---------|----------|---------|------|-----|-------------|-----|-----|-------------|-----|----|---------------------|-----|-----|-----|-----|
| YEAR | G | MIN | FGM-FGA | PCT | FTM-FTA | PCT | OFF | DEF | REB | AST | PF-DQ | STL | TO | BLK | PTS | PPG | RPG | APG |
| 08-09 | 53 | 1575 | 189-489 | .387 | 67-80 | .838 | 24 | 102 | 126 | 193 | 101-1 | 42 | 91 | 6 | 511 | 9.6 | 2.4 | 3.6 |

Three-point field goals: 08-09, 66-180 (.367).

| ANTAWN JAMISON #4 | | | | NORTH CAROLINA | | | | HEIGHT: 6-9 | | | WEIGHT: 235 | | | BORN: JUN. 12, 1976 | | | | |
|-------------------|------------|--------------|------------------|----------------|------------------|-------------|------------|-------------|-------------|------------|--------------|------------|------------|---------------------|-------------|-------------|------------|------------|
| YEAR | G | MIN | FGM-FGA | PCT | FTM-FTA | PCT | OFF | DEF | REB | AST | PF-DQ | STL | TO | BLK | PTS | PPG | RPG | APG |
| 04-05 | 68 | 2605 | 519-1189 | .437 | 225-296 | .760 | 160 | 359 | 519 | 154 | 151-1 | 55 | 118 | 16 | 1334 | 19.6 | 7.6 | 2.3 |
| 05-06 | 82 | 3288 | 660-1494 | .442 | 217-297 | .731 | 167 | 598 | 765 | 158 | 189-1 | 90 | 137 | 12 | 1684 | 20.5 | 9.3 | 1.9 |
| 06-07 | 70 | 2662 | 512-1139 | .450 | 226-307 | .736 | 134 | 428 | 562 | 136 | 194-2 | 80 | 104 | 36 | 1388 | 19.8 | 8.0 | 1.9 |
| 07-08 | 79 | 3061 | 618-1417 | .436 | 333-438 | .760 | 215 | 591 | 806 | 120 | 195-0 | 106 | 113 | 34 | 1689 | 21.4 | 10.2 | 1.5 |
| 08-09 | 81 | 3096 | 674-1441 | .468 | 341-452 | .754 | 196 | 525 | 721 | 153 | 218-2 | 95 | 125 | 25 | 1801 | 22.2 | 8.9 | 1.9 |
| TOT. | 380 | 14712 | 2983-6680 | .447 | 1342-1790 | .750 | 872 | 2501 | 3373 | 721 | 947-6 | 426 | 597 | 123 | 7896 | 20.8 | 8.9 | 1.9 |

Three-point field goals: 04-05, 71-208 (.341). 05-06, 147-373 (.394). 06-07, 138-379 (.364). 07-08, 120-354 (.339). 08-09, 112-319 (.351). TOT. 588-1633 (.360).

Playoffs

| | | | | | | | | | | | | | | | | | | |
|-------------|-----------|------------|----------------|-------------|--------------|-------------|-----------|------------|------------|-----------|-------------|-----------|-----------|-----------|------------|-------------|------------|------------|
| 04-05 | 10 | 380 | 73-162 | .451 | 22-32 | .688 | 16 | 47 | 63 | 12 | 24-0 | 7 | 16 | 4 | 185 | 18.5 | 6.3 | 1.2 |
| 05-06 | 6 | 253 | 42-99 | .424 | 21-27 | .778 | 9 | 34 | 43 | 18 | 23-0 | 6 | 11 | 2 | 115 | 19.2 | 7.2 | 3.0 |
| 06-07 | 4 | 173 | 49-103 | .476 | 21-28 | .750 | 13 | 26 | 39 | 5 | 13-0 | 2 | 7 | 4 | 128 | 32.0 | 9.8 | 1.3 |
| 07-08 | 6 | 237 | 39-96 | .406 | 16-28 | .571 | 19 | 53 | 72 | 6 | 17-0 | 8 | 10 | 8 | 101 | 16.8 | 12.0 | 1.0 |
| TOT. | 20 | 806 | 164-364 | .451 | 64-87 | .736 | 38 | 107 | 145 | 35 | 60-0 | 15 | 34 | 10 | 428 | 21.4 | 7.3 | 1.8 |

Three-point field goals: 04-05, 17-34 (.500). 05-06, 10-32 (.313). 06-07, 9-26 (.346). 07-08, 7-25 (.280). TOT. 43-117 (.368).

| JARED JEFFRIES #1 | | | | INDIANA | | | | HEIGHT: 6-11 | | | WEIGHT: 240 | | | BORN: NOV. 25, 1981 | | | | |
|-------------------|------------|-------------|-----------------|-------------|----------------|-------------|------------|--------------|-------------|------------|--------------|------------|------------|---------------------|-------------|------------|------------|------------|
| YEAR | G | MIN | FGM-FGA | PCT | FTM-FTA | PCT | OFF | DEF | REB | AST | PF-DQ | STL | TO | BLK | PTS | PPG | RPG | APG |
| 02-03 | 20 | 292 | 30-63 | .476 | 16-29 | .552 | 26 | 32 | 58 | 16 | 28-0 | 8 | 21 | 5 | 79 | 4.0 | 2.9 | 0.8 |
| 03-04 | 82 | 1913 | 177-469 | .377 | 105-171 | .614 | 180 | 244 | 424 | 93 | 212-3 | 48 | 107 | 28 | 464 | 5.7 | 5.2 | 1.1 |
| 04-05 | 77 | 2008 | 203-434 | .468 | 101-173 | .584 | 152 | 222 | 374 | 151 | 206-1 | 66 | 114 | 35 | 523 | 6.8 | 4.9 | 2.0 |
| 05-06 | 77 | 1951 | 187-415 | .451 | 99-168 | .589 | 164 | 215 | 379 | 148 | 223-3 | 58 | 99 | 50 | 489 | 6.4 | 4.9 | 1.9 |
| TOT. | 256 | 6163 | 597-1381 | .432 | 321-541 | .593 | 522 | 713 | 1235 | 408 | 669-7 | 180 | 341 | 118 | 1555 | 6.1 | 4.8 | 1.6 |

Three-point field goals: 02-03, 3-6 (.500). 03-04, 5-30 (.167). 04-05, 16-51 (.314). 05-06, 16-50 (.320). TOT. 40-137 (.292).

Playoffs

| | | | | | | | | | | | | | | | | | | |
|-------------|-----------|------------|--------------|-------------|--------------|-------------|-----------|-----------|-----------|-----------|-------------|-----------|-----------|-----------|------------|------------|------------|------------|
| 04-05 | 10 | 247 | 24-49 | .490 | 13-17 | .765 | 19 | 22 | 41 | 18 | 34-0 | 9 | 13 | 9 | 64 | 6.4 | 4.1 | 1.8 |
| 05-06 | 6 | 215 | 17-43 | .395 | 13-17 | .765 | 20 | 17 | 37 | 9 | 19-0 | 9 | 11 | 7 | 48 | 8.0 | 6.2 | 1.5 |
| TOT. | 16 | 462 | 41-92 | .446 | 26-34 | .765 | 39 | 59 | 98 | 27 | 56-0 | 10 | 24 | 16 | 112 | 7.0 | 6.1 | 1.7 |

Three-point field goals: 04-05, 3-6 (.500). 05-06, 1-7 (.143). TOT. 4-13 (.308)

| ANDY JOHNSON #12 | | | | PORTLAND | | | | HEIGHT: 6-5 | | | WEIGHT: 215 | | | BORN: NOV. 3, 1931 | | | | |
|------------------|----|------|---------|----------|---------|------|-----|-------------|-----|-----|-------------|-----|----|--------------------|------|------|-----|-----|
| YEAR | G | MIN | FGM-FGA | PCT | FTM-FTA | PCT | OFF | DEF | REB | AST | PF-DQ | STL | TO | BLK | PTS | PPG | RPG | APG |
| 61-62 | 71 | 2193 | 365-814 | .448 | 284-452 | .628 | | | 351 | 228 | 247-5 | | | | 1014 | 14.3 | 4.9 | 3.2 |

| BUCK JOHNSON #2 | | | | ALABAMA | | | | HEIGHT: 6-7 | | | WEIGHT: 190 | | | BORN: JAN. 3, 1964 | | | | |
|-----------------|----|------|---------|---------|---------|------|-----|-------------|-----|-----|-------------|-----|----|--------------------|-----|-----|-----|-----|
| YEAR | G | MIN | FGM-FGA | PCT | FTM-FTA | PCT | OFF | DEF | REB | AST | PF-DQ | STL | TO | BLK | PTS | PPG | RPG | APG |
| 92-93 | 73 | 1287 | 193-403 | .479 | 92-126 | .730 | 78 | 117 | 195 | 89 | 187-2 | 36 | 70 | 18 | 478 | 6.5 | 2.7 | 1.2 |

Three-point field goals: 92-93, 0-3 (.000).

| CHARLES JOHNSON #3 | | | | CALIFORNIA | | | | HEIGHT: 6-0 | | | WEIGHT: 170 | | | BORN: MAR. 31, 1949 | | | | |
|--------------------|------------|-------------|-----------------|-------------|----------------|-------------|-----------|-------------|------------|------------|--------------|------------|------------|---------------------|-------------|------------|------------|------------|
| YEAR | G | MIN | FGM-FGA | PCT | FTM-FTA | PCT | OFF | DEF | REB | AST | PF-DQ | STL | TO | BLK | PTS | PPG | RPG | APG |
| 77-78 | 39 | 807 | 141-346 | .408 | 42-51 | .824 | 20 | 73 | 93 | 82 | 76-0 | 31 | 50 | 1 | 324 | 8.3 | 2.4 | 2.1 |
| 78-79 | 82 | 1819 | 342-786 | .435 | 67-79 | .848 | 70 | 132 | 202 | 177 | 161-0 | 95 | 87 | 6 | 751 | 9.2 | 2.5 | 2.1 |
| TOT. | 121 | 2626 | 483-1132 | .427 | 109-130 | .838 | 90 | 205 | 295 | 259 | 237-0 | 126 | 137 | 7 | 1075 | 8.9 | 2.4 | 2.1 |

Playoffs

| | | | | | | | | | | | | | | | | | | |
|-------------|-----------|------------|----------------|-------------|--------------|-------------|-----------|-----------|-----------|-----------|-------------|-----------|--|----------|------------|------------|------------|------------|
| 77-78 | 21 | 425 | 93-229 | .406 | 29-37 | .784 | 20 | 33 | 53 | 48 | 51-0 | 30 | | | 215 | 10.2 | 2.5 | 2.3 |
| 78-79 | 18 | 275 | 40-119 | .336 | 7-13 | .538 | 13 | 21 | 34 | 21 | 37-0 | 3 | | 3 | 87 | 4.8 | 1.9 | 1.2 |
| TOT. | 39 | 700 | 133-348 | .382 | 36-50 | .720 | 33 | 54 | 87 | 69 | 88-0 | 33 | | 3 | 302 | 7.7 | 2.2 | 1.8 |



ALL-TIME ROSTER

| FRANK JOHNSON #15 | | | | | WAKE FOREST | | | | HEIGHT: 6-3 | | | WEIGHT: 185 | | | BORN: NOV. 23, 1958 | | | |
|-------------------|------------|---------------|------------------|-------------|-----------------|-------------|------------|------------|-------------|-------------|--------------|-------------|------------|-----------|---------------------|-------------|------------|-----|
| YEAR | G | MIN | FGM-FGA | PCT | FTM-FTA | PCT | OFF | DEF | REB | AST | PF-DQ | STL | TO | BLK | PTS | PPG | RPG | APG |
| 81-82 | 79 | 2027 | 336-812 | .414 | 153-204 | .750 | 34 | 113 | 147 | 380 | 196-1 | 76 | 160 | 7 | 842 | 10.7 | 1.9 | 4.8 |
| 82-83 | 68 | 2324 | 321-786 | .408 | 196-261 | .751 | 46 | 132 | 178 | 549 | 170-1 | 110 | 238 | 6 | 852 | 12.5 | 2.6 | 8.1 |
| 83-84 | 82 | 2686 | 392-840 | .467 | 187-252 | .742 | 58 | 126 | 184 | 567 | 174-1 | 96 | 191 | 6 | 982 | 12.0 | 2.2 | 6.9 |
| 84-85 | 46 | 925 | 175-358 | .489 | 72-96 | .750 | 23 | 40 | 63 | 143 | 72-0 | 43 | 59 | 3 | 428 | 9.3 | 1.4 | 3.1 |
| 85-86 | 14 | 402 | 69-154 | .446 | 38-54 | .704 | 7 | 21 | 28 | 76 | 30-0 | 11 | 29 | 1 | 176 | 12.6 | 2.0 | 5.4 |
| 86-87 | 18 | 399 | 59-128 | .461 | 35-49 | .714 | 10 | 20 | 30 | 58 | 31-0 | 21 | 31 | 0 | 153 | 8.5 | 1.7 | 3.2 |
| 87-88 | 75 | 1258 | 216-498 | .434 | 121-149 | .812 | 39 | 82 | 121 | 188 | 120-0 | 70 | 97 | 4 | 554 | 7.4 | 1.6 | 2.5 |
| TOT. | 382 | 10,021 | 1568-3576 | .438 | 802-1065 | .753 | 217 | 534 | 751 | 1961 | 793-3 | 427 | 807 | 27 | 3987 | 10.4 | 2.0 | |

5.1 Three-point field goals: 81-82, 17-79 (.215). 82-83, 14-61 (.230). 83-84, 11-4(.256). 84-85, 6-17 (.353). 85-86, 0-3 (.000). 86-87, 0-1 (.000). 87-88, 1-9 (.111). TOT.: 49-213 (.230).

Playoffs

| | | | | | | | | | | | | | | | | | | |
|-------------|-----------|------------|---------------|-------------|--------------|-------------|-----------|-----------|-----------|-----------|-------------|-----------|-----------|----------|------------|------------|------------|------------|
| 81-82 | 7 | 280 | 40-104 | .385 | 24-28 | .857 | 7 | 15 | 22 | 59 | 24-0 | 10 | 29 | 0 | 109 | 15.6 | 3.1 | 8.4 |
| 83-84 | 4 | 156 | 24-42 | .571 | 8-8 | 1.000 | 4 | 9 | 13 | 25 | 16-0 | 5 | 9 | 0 | 57 | 14.3 | 3.3 | 6.3 |
| 84-85 | 2 | 39 | 4-14 | .286 | 6-6 | 1.000 | 1 | 3 | 4 | 7 | 5-0 | 2 | 2 | 0 | 15 | 7.5 | 2.0 | 3.5 |
| 86-87 | 3 | 28 | 2-7 | .286 | 4-4 | 1.000 | 2 | 2 | 2 | 5 | 3-0 | 1 | 4 | 0 | 8 | 2.7 | 0.7 | 1.7 |
| 87-88 | 5 | 44 | 7-22 | .318 | 4-4 | 1.000 | 2 | 2 | 2 | 1 | 4-0 | 4 | 0 | 0 | 18 | 3.6 | 0.4 | 0.2 |
| TOT. | 21 | 547 | 77-189 | .407 | 46-50 | .920 | 14 | 29 | 43 | 97 | 52-0 | 22 | 44 | 0 | 207 | 9.9 | 2.0 | 4.6 |

Three-point field goals: 81-82, 5-12 (.417). 83-84, 1-3 (.333). 84-85, 1-6 (.167). 87-88, 0-2 (.000). 99-00, 0-7 (.000). TOT.: 4-34 (.118).

| GEORGE E. JOHNSON #31 | | | | | STEPHEN F. AUSTIN | | | | HEIGHT: 6-11 | | | WEIGHT: 255 | | | BORN: JUN. 19, 1947 | | | |
|-----------------------|----|-----|---------|------|-------------------|------|-----|-----|--------------|-----|-------|-------------|----|-----|---------------------|-----|-----|-----|
| YEAR | G | MIN | FGM-FGA | PCT | FTM-FTA | PCT | OFF | DEF | REB | AST | PF-DQ | STL | TO | BLK | PTS | PPG | RPG | APG |
| 70-71 | 24 | 337 | 41-100 | .410 | 11-30 | .367 | | | 114 | 10 | 63-1 | | | | 93 | 3.9 | 4.8 | 0.4 |

Playoffs

| | | | | | | | | | | | | | | | | | | |
|-------|---|----|-----|-------|-----|------|--|--|---|---|--|--|--|--|---|--|--|--|
| 70-71 | 8 | 31 | 3-3 | 1.000 | 1-2 | .500 | | | 4 | 1 | | | | | 6 | | | |
|-------|---|----|-----|-------|-----|------|--|--|---|---|--|--|--|--|---|--|--|--|

| GEORGE L. JOHNSON #31 | | | | | ST. JOHN'S | | | | HEIGHT: 6-7 | | | WEIGHT: 218 | | | BORN: DEC. 8, 1956 | | | |
|-----------------------|---|-----|---------|------|------------|-------|-----|-----|-------------|-----|-------|-------------|----|-----|--------------------|-----|-----|-----|
| YEAR | G | MIN | FGM-FGA | PCT | FTM-FTA | PCT | OFF | DEF | REB | AST | PF-DQ | STL | TO | BLK | PTS | PPG | RPG | APG |
| 85-86 | 2 | 7 | 1-3 | .333 | 2-2 | 1.000 | 1 | 1 | 2 | 0 | 1-0 | 0 | 1 | 1 | 4 | 2.0 | 1.0 | 0.0 |

| GUS JOHNSON #20, #25 | | | | | IDAHO | | | | HEIGHT: 6-6 | | | WEIGHT: 235 | | | BORN: DEC. 13, 1938 | | | |
|----------------------|------------|--------------|------------------|-------------|------------------|-------------|-----|-----|-------------|-------------|----------------|-------------|----|-----|---------------------|-------------|-------------|------------|
| YEAR | G | MIN | FGM-FGA | PCT | FTM-FTA | PCT | OFF | DEF | REB | AST | PF-DQ | STL | TO | BLK | PTS | PPG | RPG | APG |
| 63-64 | 78 | 2847 | 571-1329 | .430 | 210-319 | .658 | | | 1064 | 169 | 321-11 | | | | 1352 | 17.3 | 13.6 | 2.2 |
| 64-65 | 76 | 2899 | 577-1379 | .418 | 261-386 | .676 | | | 988 | 270 | 258-4 | | | | 1415 | 18.6 | 13.0 | 3.6 |
| 65-66 | 42 | 1284 | 273-661 | .413 | 131-178 | .736 | | | 546 | 114 | 136-3 | | | | 677 | 16.1 | 13.0 | 2.7 |
| 66-67 | 73 | 2626 | 620-1377 | .450 | 271-383 | .708 | | | 855 | 194 | 281-7 | | | | 1511 | 20.7 | 11.7 | 2.7 |
| 67-68 | 60 | 2271 | 482-1033 | .467 | 180-270 | .667 | | | 782 | 159 | 223-7 | | | | 1144 | 19.0 | 13.0 | 2.7 |
| 68-69 | 49 | 1671 | 359-782 | .459 | 160-223 | .717 | | | 568 | 97 | 176-1 | | | | 878 | 17.9 | 11.6 | 2.0 |
| 69-70 | 78 | 2919 | 578-1282 | .451 | 197-272 | .724 | | | 1086 | 264 | 269-6 | | | | 1353 | 17.3 | 13.9 | 3.4 |
| 70-71 | 66 | 2538 | 494-1090 | .453 | 214-290 | .738 | | | 1128 | 192 | 227-4 | | | | 1202 | 18.2 | 17.1 | 2.9 |
| 71-72 | 39 | 668 | 103-269 | .383 | 43-63 | .683 | | | 226 | 51 | 91-0 | | | | 249 | 6.4 | 5.8 | 1.3 |
| TOT. | 561 | 19723 | 4057-9202 | .441 | 1667-2384 | .699 | | | 7243 | 1510 | 1982-43 | | | | 9781 | 17.4 | 12.9 | 2.7 |

Playoffs

| | | | | | | | | | | | | | | | | | | |
|-------------|-----------|-------------|----------------|-------------|---------------|-------------|--|--|------------|-----------|--------------|--|--|--|------------|-------------|------------|------------|
| 64-65 | 10 | 377 | 62-173 | .358 | 34-46 | .739 | | | 111 | 34 | 38-1 | | | | 158 | 15.8 | 11.1 | 3.4 |
| 65-66 | 1 | 8 | 1-4 | .250 | 0-0 | .000 | | | 0 | 0 | 1-0 | | | | 2 | 2.0 | 0.0 | 0.0 |
| 69-70 | 7 | 298 | 74-154 | .459 | 27-34 | .794 | | | 80 | 9 | 20-0 | | | | 129 | 18.4 | 11.4 | 1.3 |
| 70-71 | 11 | 365 | 54-128 | .422 | 35-47 | .745 | | | 114 | 30 | 34-0 | | | | 143 | 13.0 | 10.4 | 2.7 |
| 71-72 | 5 | 77 | 9-30 | .300 | 2-2 | 1.000 | | | 25 | 2 | 17-0 | | | | 20 | 4.0 | 5.0 | 0.4 |
| TOT. | 34 | 1125 | 177-446 | .397 | 98-129 | .760 | | | 330 | 76 | 110-1 | | | | 452 | 13.3 | 9.7 | 2.2 |

| ANTHONY JONES #44 | | | | | NEVADA-LAS VEGAS | | | | HEIGHT: 6-6 | | | WEIGHT: 195 | | | BORN: SEPT. 13, 1962 | | | |
|-------------------|----|-----|---------|------|------------------|------|-----|-----|-------------|-----|-------|-------------|----|-----|----------------------|-----|-----|-----|
| YEAR | G | MIN | FGM-FGA | PCT | FTM-FTA | PCT | OFF | DEF | REB | AST | PF-DQ | STL | TO | BLK | PTS | PPG | RPG | APG |
| 86-87 | 16 | 114 | 14-33 | .424 | 9-13 | .692 | 1 | 8 | 9 | 7 | 11-0 | 10 | 11 | 1 | 37 | 2.3 | 0.6 | 0.4 |

| CHARLES JONES #23 | | | | | ALBANY ST. | | | | HEIGHT: 6-9 | | | WEIGHT: 235 | | | BORN: APR. 3, 1957 | | | |
|-------------------|------------|--------------|-----------------|-------------|----------------|-------------|------------|-------------|-------------|------------|----------------|-------------|------------|-------------|--------------------|------------|------------|------------|
| YEAR | G | MIN | FGM-FGA | PCT | FTM-FTA | PCT | OFF | DEF | REB | AST | PF-DQ | STL | TO | BLK | PTS | PPG | RPG | APG |
| 84-85 | 28 | 638 | 65-123 | .528 | 36-52 | .692 | 69 | 99 | 178 | 25 | 101-3 | 22 | 23 | 74 | 166 | 5.9 | 6.4 | 0.9 |
| 85-86 | 81 | 1609 | 129-254 | .508 | 54-86 | .628 | 122 | 199 | 321 | 76 | 235-2 | 57 | 71 | 133 | 312 | 3.9 | 4.0 | 0.9 |
| 86-87 | 79 | 1609 | 118-249 | .474 | 48-76 | .632 | 144 | 212 | 356 | 80 | 252-6 | 67 | 77 | 165 | 284 | 3.6 | 4.5 | 1.0 |
| 87-88 | 69 | 1303 | 72-177 | .407 | 53-75 | .707 | 106 | 219 | 325 | 59 | 226-5 | 53 | 57 | 113 | 197 | 2.9 | 4.7 | 0.9 |
| 88-89 | 53 | 1154 | 60-125 | .480 | 16-25 | .640 | 77 | 180 | 257 | 42 | 187-4 | 39 | 39 | 76 | 136 | 2.6 | 4.8 | 0.8 |
| 89-90 | 81 | 2240 | 94-185 | .508 | 68-105 | .648 | 145 | 359 | 504 | 139 | 296-10 | 50 | 76 | 197 | 256 | 3.2 | 6.2 | 1.7 |
| 90-91 | 62 | 1499 | 67-124 | .540 | 29-50 | .580 | 119 | 240 | 359 | 48 | 199-2 | 51 | 46 | 124 | 163 | 2.6 | 5.8 | 0.8 |
| 91-92 | 75 | 1365 | 33-90 | .367 | 20-40 | .500 | 105 | 212 | 317 | 62 | 214-0 | 43 | 39 | 92 | 86 | 1.1 | 4.2 | 0.8 |
| 92-93 | 67 | 1206 | 33-63 | .524 | 22-38 | .579 | 87 | 190 | 277 | 42 | 144-1 | 38 | 38 | 77 | 88 | 1.3 | 4.1 | 0.6 |
| TOT. | 595 | 12623 | 671-1390 | .483 | 346-547 | .632 | 974 | 1910 | 2884 | 573 | 1854-29 | 420 | 833 | 1051 | 1688 | 2.8 | 4.8 | 1.0 |



ALL-TIME ROSTER

Three-point field goals: 85-86, 0-1 (.000). 86-87, 0-1 (.000). 87-88, 0-1 (.000). 88-89, 0-1 (.000). 92-93, 0-1 (.000). TOT.: 0-5 (.000).

Playoffs

| | | | | | | | | | | | | | | | | | | |
|-------------|-----------|------------|--------------|-------------|--------------|-------------|-----------|-----------|-----------|-----------|-------------|----------|-----------|-----------|-----------|------------|------------|------------|
| 84-85 | 4 | 110 | 10-19 | .526 | 9-16 | .563 | 11 | 15 | 26 | 3 | 16-0 | 3 | 6 | 10 | 29 | 7.3 | 6.5 | 0.8 |
| 85-86 | 5 | 72 | 4-11 | .364 | 4-4 | 1.000 | 6 | 3 | 9 | 3 | 13-0 | 2 | 5 | 2 | 12 | 2.4 | 1.8 | 0.6 |
| 86-87 | 3 | 56 | 3-5 | .600 | 0-0 | .000 | 1 | 7 | 8 | 3 | 9-0 | 2 | 5 | 5 | 6 | 2.0 | 2.6 | 1.0 |
| 87-88 | 5 | 95 | 1-5 | .200 | 1-2 | .500 | 5 | 12 | 17 | 2 | 18-0 | 2 | 0 | 4 | 3 | 0.6 | 3.4 | 2.5 |
| TOT. | 17 | 333 | 18-40 | .450 | 14-22 | .636 | 23 | 37 | 60 | 11 | 56-0 | 9 | 16 | 21 | 50 | 2.9 | 3.5 | 0.6 |

| CHARLES A. JONES #51 | | | | LOUISVILLE | | | | HEIGHT: 6-9 | | | | WEIGHT: 215 | | | | BORN: JAN. 2, 1962 | | | |
|----------------------|----|-----|---------|------------|---------|------|-----|-------------|-----|-----|-------|-------------|----|-----|-----|--------------------|-----|-----|--|
| YEAR | G | MIN | FGM-FGA | PCT | FTM-FTA | PCT | OFF | DEF | REB | AST | PF-DQ | STL | TO | BLK | PTS | PPG | RPG | APG | |
| 88-89 | 43 | 516 | 38-82 | .463 | 33-53 | .623 | 54 | 86 | 140 | 18 | 49-0 | 18 | 22 | 16 | 110 | 2.6 | 3.3 | 0.4 | |

Three-point field goals: 88-89, 1-3 (.333).

| JIMMY JONES #15,#42 | | | | GRAMBLING | | | | HEIGHT: 6-4 | | | | WEIGHT: 188 | | | | BORN: JAN. 1, 1945 | | | |
|---------------------|------------|-------------|----------------|-------------|----------------|-------------|-----------|-------------|------------|------------|--------------|-------------|-----------|------------|------------|--------------------|------------|------------|--|
| YEAR | G | MIN | FGM-FGA | PCT | FTM-FTA | PCT | OFF | DEF | REB | AST | PF-DQ | STL | TO | BLK | PTS | PPG | RPG | APG | |
| 74-75 | 73 | 1424 | 207-400 | .518 | 103-142 | .725 | 36 | 101 | 137 | 162 | 190-0 | 76 | 10 | 517 | 7.1 | 1.9 | 2.2 | | |
| 75-76 | 64 | 1133 | 153-308 | .497 | 72-94 | .766 | 32 | 99 | 131 | 120 | 127-1 | 33 | 5 | 378 | 5.9 | 2.0 | 1.9 | | |
| 76-77 | 3 | 33 | 2-9 | .222 | 2-4 | .500 | 1 | 3 | 4 | 1 | 4-0 | 2 | 0 | 6 | 2.0 | 1.3 | 0.3 | | |
| TOT. | 140 | 2590 | 362-717 | .505 | 177-240 | .738 | 69 | 203 | 272 | 283 | 321-1 | 111 | 15 | 901 | 6.4 | 1.9 | 2.0 | | |
| Playoffs | | | | | | | | | | | | | | | | | | | |
| 74-75 | 11 | 206 | 29-64 | .453 | 10-11 | .909 | 5 | 17 | 22 | 21 | 21-0 | 16 | | 1 | 68 | 6.2 | 2.0 | 1.9 | |
| 75-76 | 7 | 165 | 22-45 | .489 | 18-21 | .857 | 2 | 15 | 17 | 10 | 15-0 | 10 | | 0 | 62 | 8.9 | 2.4 | 1.4 | |
| TOT. | 18 | 371 | 51-109 | .468 | 28-32 | .875 | 7 | 32 | 39 | 31 | 36-0 | 26 | | 1 | 130 | 7.2 | 2.2 | 1.7 | |

| POPEYE JONES #54 | | | | MURRAY STATE | | | | HEIGHT: 6-8 | | | | WEIGHT: 250 | | | | BORN: JUN. 17, 1970 | | | |
|------------------|------------|-------------|----------------|--------------|----------------|-------------|------------|-------------|------------|------------|--------------|-------------|------------|-----------|------------|---------------------|------------|------------|--|
| YEAR | G | MIN | FGM-FGA | PCT | FTM-FTA | PCT | OFF | DEF | REB | AST | PF-DQ | STL | TO | BLK | PTS | PPG | RPG | APG | |
| 00-01 | 45 | 638 | 60-153 | .392 | 41-55 | .745 | 83 | 137 | 220 | 31 | 95-0 | 19 | 21 | 8 | 162 | 3.6 | 4.9 | 0.7 | |
| 01-02 | 79 | 1920 | 222-508 | .437 | 106-130 | .815 | 233 | 345 | 578 | 127 | 209-4 | 50 | 88 | 19 | 554 | 7.0 | 7.3 | 1.6 | |
| TOT. | 124 | 2558 | 282-661 | .427 | 147-185 | .795 | 316 | 482 | 798 | 158 | 304-4 | 69 | 109 | 27 | 716 | 5.8 | 6.4 | 1.3 | |

Three-point field goals: 00-01, 1-6 (.392); 01-02, 4-11 (.364); TOT. 5-17 (.294).

| WALLY JONES #16,#24 | | | | VILLANOVA | | | | HEIGHT: 6-2 | | | | WEIGHT: 180 | | | | BORN: FEB. 14, 1942 | | | |
|---------------------|----|------|---------|-----------|---------|------|-----|-------------|-----|-----|-------|-------------|----|-----|-----|---------------------|-----|-----|--|
| YEAR | G | MIN | FGM-FGA | PCT | FTM-FTA | PCT | OFF | DEF | REB | AST | PF-DQ | STL | TO | BLK | PTS | PPG | RPG | APG | |
| 64-65 | 77 | 1250 | 154-411 | .375 | 99-136 | .728 | | | 140 | 200 | 196-1 | | | | 407 | 5.3 | 1.8 | 2.6 | |

Playoffs

| | | | | | | | | | | | | | | | | | | |
|-------|----|-----|-------|------|-------|------|--|--|----|----|------|--|--|--|----|-----|-----|-----|
| 64-65 | 10 | 162 | 29-63 | .460 | 15-20 | .750 | | | 20 | 18 | 28-1 | | | | 73 | 7.3 | 2.0 | 1.8 |
|-------|----|-----|-------|------|-------|------|--|--|----|----|------|--|--|--|----|-----|-----|-----|

| MICHAEL JORDAN #23 | | | | NORTH CAROLINA | | | | HEIGHT: 6-6 | | | | WEIGHT: 216 | | | | BORN: FEB. 17, 1963 | | | |
|--------------------|------------|-------------|------------------|----------------|----------------|-------------|------------|-------------|------------|------------|--------------|-------------|------------|-----------|-------------|---------------------|------------|------------|--|
| YEAR | G | MIN | FGM-FGA | PCT | FTM-FTA | PCT | OFF | DEF | REB | AST | PF-DQ | STL | TO | BLK | PTS | PPG | RPG | APG | |
| 01-02 | 60 | 2093 | 551-1324 | .416 | 263-333 | .836 | 50 | 289 | 339 | 310 | 119-0 | 85 | 162 | 26 | 1375 | 22.9 | 5.7 | 5.2 | |
| 02-03 | 82 | 3031 | 679-1527 | .445 | 266-324 | .821 | 71 | 426 | 497 | 311 | 171-1 | 123 | 173 | 39 | 1640 | 20.0 | 6.1 | 3.8 | |
| TOT. | 142 | 5124 | 1230-2851 | .428 | 529-657 | .828 | 121 | 715 | 836 | 621 | 290-1 | 208 | 335 | 65 | 3015 | 21.5 | 5.9 | 4.4 | |

Three-point field goals: 01-02, 10-53 (.189); 02-03, 16-55 (.291); TOT. 26-108 (.241)

| REGGIE JORDAN #10 | | | | NEW MEXICO ST. | | | | HEIGHT: 6-4 | | | | WEIGHT: 195 | | | | BORN: JAN. 26, 1968 | | | |
|-------------------|----|-----|---------|----------------|---------|------|-----|-------------|-----|-----|-------|-------------|----|-----|-----|---------------------|-----|-----|--|
| YEAR | G | MIN | FGM-FGA | PCT | FTM-FTA | PCT | OFF | DEF | REB | AST | PF-DQ | STL | TO | BLK | PTS | PPG | RPG | APG | |
| 99-00 | 36 | 343 | 17-53 | .321 | 7-13 | .538 | 16 | 25 | 41 | 32 | 29-0 | 12 | 19 | 2 | 41 | 1.1 | 1.1 | 0.9 | |

Three-point field goals: 99-00, 2-6 (.333).

| JOHN KERR #43 | | | | ILLINOIS | | | | HEIGHT: 6-9 | | | | WEIGHT: 230 | | | | BORN: AUG. 17, 1932 | | | |
|-----------------|----|------|---------|----------|---------|------|-----|-------------|-----|-----|-------|-------------|----|-----|-----|---------------------|-----|-----|--|
| YEAR | G | MIN | FGM-FGA | PCT | FTM-FTA | PCT | OFF | DEF | REB | AST | PF-DQ | STL | TO | BLK | PTS | PPG | RPG | APG | |
| 65-66 | 71 | 1770 | 286-692 | .413 | 209-272 | .768 | | | 586 | 225 | 148-0 | | | | 781 | 11.0 | 8.3 | 3.2 | |
| Playoffs | | | | | | | | | | | | | | | | | | | |
| 65-66 | 3 | 49 | 2-11 | .182 | 1-2 | .500 | | | 17 | 4 | 5-0 | | | | 5 | 1.7 | 1.7 | 1.3 | |

| ALBERT KING #15 | | | | MARYLAND '81 | | | | HEIGHT: 6-6 | | | | WEIGHT: 215 | | | | BORN: DEC. 17, 1959 | | | |
|-----------------|---|-----|---------|--------------|---------|------|-----|-------------|-----|-----|-------|-------------|----|-----|-----|---------------------|-----|-----|--|
| YEAR | G | MIN | FGM-FGA | PCT | FTM-FTA | PCT | OFF | DEF | REB | AST | PF-DQ | STL | TO | BLK | PTS | PPG | RPG | APG | |
| 91-92 | 6 | 59 | 11-30 | .367 | 7-8 | .875 | 1 | 10 | 11 | 5 | 7-0 | 3 | 2 | 0 | 31 | 5.2 | 1.8 | 0.8 | |

Three point field goals: 91-92, 2-7 (.286).



ALL-TIME ROSTER

| BERNARD KING #30 | | | | TENNESSEE | | | | HEIGHT: 6-7 | | | | WEIGHT: 205 | | | BORN: DEC. 4, 1956 | | | |
|------------------|------------|-------------|------------------|-------------|------------------|-------------|------------|-------------|-------------|-------------|--------------|-------------|------------|-----------|--------------------|-------------|------------|------------|
| YEAR | G | MIN | FGM-FGA | PCT | FTM-FTA | PCT | OFF | DEF | REB | AST | PF-DQ | STL | TO | BLK | PTS | PPG | RPG | APG |
| 87-88 | 69 | 2044 | 470-938 | .501 | 247-324 | .767 | 86 | 194 | 280 | 194 | 202-3 | 49 | 211 | 10 | 1188 | 17.2 | 4.1 | 2.8 |
| 88-89 | 81 | 2559 | 654-1371 | .477 | 361-441 | .819 | 133 | 251 | 384 | 294 | 219-1 | 64 | 227 | 13 | 1674 | 20.8 | 4.7 | 3.6 |
| 89-90 | 82 | 2687 | 711-1459 | .487 | 412-513 | .803 | 129 | 275 | 404 | 376 | 230-1 | 51 | 248 | 7 | 1837 | 22.4 | 4.9 | 4.6 |
| 90-91 | 64 | 2401 | 713-1511 | .472 | 383-485 | .790 | 114 | 205 | 319 | 292 | 187-1 | 56 | 255 | 16 | 1817 | 28.4 | 5.0 | 4.6 |
| TOT. | 296 | 9691 | 2548-5279 | .483 | 1403-1763 | .796 | 462 | 925 | 1387 | 1156 | 838-6 | 220 | 941 | 46 | 6516 | 22.0 | 4.7 | 3.9 |

Three-point field goals: 87-88, 1-8 (.125). 88-89, 6-30 (.167). 89-90, 3-23 (.130). 90-91, 6-37 (.216). TOT.: 17-98 (.173).

Playoffs

| | | | | | | | | | | | | | | | | | | |
|-------|---|-----|-------|------|-------|------|---|---|----|---|------|---|----|---|----|------|-----|-----|
| 87-88 | 5 | 168 | 26-53 | .491 | 17-21 | .810 | 3 | 8 | 11 | 9 | 17-0 | 3 | 14 | 0 | 65 | 13.8 | 2.2 | 1.8 |
|-------|---|-----|-------|------|-------|------|---|---|----|---|------|---|----|---|----|------|-----|-----|

| GERARD KING #51 | | | | NICHOLLS ST | | | | HEIGHT: 6-9 | | | | WEIGHT: 250 | | | BORN: NOV. 25, 1972 | | | |
|-----------------|----|------|---------|-------------|---------|------|-----|-------------|-----|-----|-------|-------------|----|-----|---------------------|-----|-----|-----|
| YEAR | G | MIN | FGM-FGA | PCT | FTM-FTA | PCT | OFF | DEF | REB | AST | PF-DQ | STL | TO | BLK | PTS | PPG | RPG | APG |
| 99-00 | 62 | 1060 | 139-277 | .498 | 59-84 | .702 | 90 | 174 | 264 | 44 | 144-1 | 36 | 45 | 16 | 350 | 4.3 | 3.3 | 0.5 |

| MAURICE KING #22 | | | | KANSAS | | | | HEIGHT: 6-3 | | | | WEIGHT: 195 | | | BORN: MAR. 12, 1935 | | | |
|------------------|----|-----|---------|--------|---------|------|-----|-------------|-----|-----|-------|-------------|----|-----|---------------------|-----|-----|-----|
| YEAR | G | MIN | FGM-FGA | PCT | FTM-FTA | PCT | OFF | DEF | REB | AST | PF-DQ | STL | TO | BLK | PTS | PPG | RPG | APG |
| 62-63 | 37 | 954 | 94-241 | .390 | 28-34 | .824 | | | 102 | 142 | 87-3 | | | | 216 | 5.8 | 2.8 | 3.8 |

| BREVIN KNIGHT #22 | | | | STANFORD | | | | HEIGHT: 5-10 | | | | WEIGHT: 170 | | | BORN: NOV. 11, 1975 | | | |
|-------------------|----|-----|---------|----------|---------|------|-----|--------------|-----|-----|-------|-------------|----|-----|---------------------|-----|-----|-----|
| YEAR | G | MIN | FGM-FGA | PCT | FTM-FTA | PCT | OFF | DEF | REB | AST | PF-DQ | STL | TO | BLK | PTS | PPG | RPG | APG |
| 03-04 | 32 | 598 | 58-138 | .420 | 19-27 | .704 | 11 | 50 | 61 | 102 | 50-0 | 52 | 44 | 0 | 136 | 4.3 | 2.0 | 3.6 |

Three-point field goals: 03-04, 1-5 (.200).

| DON KOJIS #15 | | | | MARQUETTE | | | | HEIGHT: 6-3 | | | | WEIGHT: 215 | | | BORN: JAN. 15, 1939 | | | |
|---------------|----|------|---------|-----------|---------|------|-----|-------------|-----|-----|-------|-------------|----|-----|---------------------|-----|-----|-----|
| YEAR | G | MIN | FGM-FGA | PCT | FTM-FTA | PCT | OFF | DEF | REB | AST | PF-DQ | STL | TO | BLK | PTS | PPG | RPG | APG |
| 63-64 | 78 | 1148 | 203-484 | .419 | 82-146 | .562 | | | 309 | 57 | 123-0 | | | | 488 | 6.3 | 4.0 | 0.7 |

| JOE KOPICKI #31 | | | | DETROIT | | | | HEIGHT: 6-9 | | | | WEIGHT: 240 | | | BORN: JUN. 12, 1960 | | | |
|-----------------|-----------|------------|---------------|-------------|----------------|-------------|-----------|-------------|------------|-----------|-------------|-------------|-----------|----------|---------------------|------------|------------|------------|
| YEAR | G | MIN | FGM-FGA | PCT | FTM-FTA | PCT | OFF | DEF | REB | AST | PF-DQ | STL | TO | BLK | PTS | PPG | RPG | APG |
| 82-83 | 17 | 201 | 23-51 | .451 | 21-25 | .840 | 18 | 44 | 62 | 9 | 21-0 | 9 | 8 | 2 | 67 | 3.9 | 3.6 | 0.5 |
| 83-84 | 59 | 678 | 64-132 | .485 | 91-112 | .813 | 64 | 102 | 166 | 46 | 71-0 | 15 | 39 | 5 | 220 | 3.7 | 2.8 | 0.8 |
| TOT. | 76 | 879 | 87-183 | .475 | 112-137 | .818 | 82 | 146 | 228 | 55 | 92-0 | 24 | 47 | 7 | 287 | 3.8 | 3.0 | 0.7 |

Three-point field goals: 82-83, 0-1 (.000). 83-84, 1-7 (.143). TOT.: 1-8 (.125).

Playoffs

| | | | | | | | | | | | | | | | | | | |
|-------|---|----|-----|------|-----|------|---|---|---|---|-----|---|---|---|---|-----|-----|-----|
| 83-84 | 3 | 25 | 3-6 | .500 | 0-0 | .000 | 0 | 5 | 5 | 1 | 6-0 | 0 | 2 | 0 | 6 | 2.0 | 1.7 | 0.3 |
|-------|---|----|-----|------|-----|------|---|---|---|---|-----|---|---|---|---|-----|-----|-----|

| TOM KOZELKO #22 | | | | TOLEDO | | | | HEIGHT: 6-8 | | | | WEIGHT: 220 | | | BORN: JUL. 1, 1951 | | | |
|-----------------|------------|-------------|----------------|-------------|--------------|-------------|------------|-------------|------------|-----------|--------------|-------------|-----------|------------|--------------------|------------|------------|-----|
| YEAR | G | MIN | FGM-FGA | PCT | FTM-FTA | PCT | OFF | DEF | REB | AST | PF-DQ | STL | TO | BLK | PTS | PPG | RPG | APG |
| 74-75 | 49 | 573 | 59-133 | .444 | 23-32 | .719 | 52 | 72 | 124 | 25 | 82-3 | 27 | 7 | 141 | 2.9 | 2.5 | 0.5 | |
| 74-75 | 73 | 754 | 60-167 | .359 | 31-36 | .861 | 50 | 90 | 140 | 41 | 125-4 | 28 | 5 | 151 | 2.0 | 1.9 | 0.6 | |
| 75-76 | 67 | 584 | 48-99 | .485 | 19-30 | .633 | 19 | 63 | 82 | 33 | 74-0 | 19 | 4 | 115 | 1.7 | 1.2 | 0.5 | |
| TOT. | 189 | 1911 | 167-399 | .419 | 73-98 | .745 | 121 | 225 | 346 | 99 | 281-7 | 74 | 16 | 407 | 2.2 | 1.8 | 0.5 | |

Playoffs

| | | | | | | | | | | | | | | | | | | |
|-------------|-----------|------------|--------------|-------------|-------------|-------------|----------|----------|-----------|----------|-------------|--|--|-----------|------------|------------|------------|-----|
| 73-74 | 7 | 58 | 10-13 | .769 | 3-4 | .750 | 4 | 4 | 8 | 1 | 10-1 | | | | 23 | 3.3 | 1.1 | 0.1 |
| 74-75 | 13 | 54 | 5-11 | .455 | 4-5 | .800 | 4 | 3 | 7 | 1 | 8-1 | | | | 14 | 1.1 | 0.5 | 0.1 |
| 75-76 | 5 | 14 | 1-1 | .000 | 2-2 | 1.000 | 1 | 1 | 2 | 0 | 0-0 | | | 1 | 2 | 0.4 | 0.4 | 0.1 |
| TOT. | 25 | 126 | 15-25 | .600 | 9-11 | .818 | 9 | 8 | 17 | 2 | 18-2 | | | 39 | 1.6 | 0.7 | 0.1 | |

| TOM KROPP #24 | | | | KEARNEY STATE | | | | HEIGHT: 6-3 | | | | WEIGHT: 205 | | | BORN: FEB. 12, 1953 | | | |
|---------------|----|-----|---------|---------------|---------|------|-----|-------------|-----|-----|-------|-------------|----|-----|---------------------|-----|-----|-----|
| YEAR | G | MIN | FGM-FGA | PCT | FTM-FTA | PCT | OFF | DEF | REB | AST | PF-DQ | STL | TO | BLK | PTS | PPG | RPG | APG |
| 75-76 | 25 | 72 | 7-30 | .233 | 5-6 | .833 | 5 | 10 | 15 | 8 | 20-0 | 2 | | 0 | 19 | 0.8 | 0.6 | 0.3 |

Playoffs

| | | | | | | | | | | | | | | | | | | |
|-------|---|---|-----|-------|-----|------|---|---|---|---|-----|---|--|---|---|-----|-----|-----|
| 75-76 | 1 | 2 | 1-1 | 1.000 | 0-0 | .000 | 0 | 0 | 0 | 0 | 0-0 | 1 | | 0 | 2 | 2.0 | 0.0 | 0.0 |
|-------|---|---|-----|-------|-----|------|---|---|---|---|-----|---|--|---|---|-----|-----|-----|

| MITCH KUPCHAK #25 | | | | NORTH CAROLINA | | | | HEIGHT: 6-9 | | | | WEIGHT: 245 | | | BORN: MAY 24, 1954 | | | |
|-------------------|------------|-------------|------------------|----------------|-----------------|-------------|------------|-------------|-------------|------------|--------------|-------------|------------|------------|--------------------|-------------|------------|------------|
| YEAR | G | MIN | FGM-FGA | PCT | FTM-FTA | PCT | OFF | DEF | REB | AST | PF-DQ | STL | TO | BLK | PTS | PPG | RPG | APG |
| 76-77 | 82 | 1513 | 341-596 | .572 | 170-246 | .691 | 183 | 311 | 494 | 62 | 204-3 | 22 | - | 34 | 852 | 10.4 | 6.0 | 0.7 |
| 77-78 | 67 | 1759 | 393-768 | .512 | 280-402 | .697 | 162 | 298 | 460 | 71 | 196-1 | 28 | - | 42 | 1066 | 15.9 | 6.9 | 1.1 |
| 78-79 | 66 | 1604 | 369-685 | .539 | 223-300 | .743 | 152 | 278 | 430 | 88 | 141-0 | 23 | 120 | 23 | 961 | 14.6 | 6.5 | 1.3 |
| 79-80 | 40 | 451 | 67-160 | .419 | 52-75 | .693 | 32 | 73 | 105 | 16 | 49-1 | 8 | 40 | 8 | 186 | 4.7 | 2.6 | 0.4 |
| 80-81 | 82 | 1934 | 392-747 | .525 | 240-340 | .706 | 198 | 371 | 569 | 62 | 195-1 | 36 | 160 | 26 | 1024 | 12.5 | 6.9 | .8 |
| TOT. | 357 | 7261 | 1562-2956 | .528 | 965-1363 | .708 | 727 | 1331 | 2058 | 299 | 785-6 | 117 | 320 | 133 | 4089 | 11.5 | 5.8 | 0.8 |

Three point field goals: 79-80, 0-2 (.000). 80-81, 0-1 (.000). TOT.: 0-3 (.000).

Playoffs

| | | | | | | | | | | | | | | | | | | |
|-------|---|-----|-------|------|-------|------|----|----|----|----|------|---|--|---|-----|------|-----|-----|
| 76-77 | 9 | 252 | 53-90 | .589 | 40-59 | .678 | 28 | 40 | 68 | 10 | 34-0 | 2 | | 4 | 146 | 16.2 | 7.6 | 1.1 |
|-------|---|-----|-------|------|-------|------|----|----|----|----|------|---|--|---|-----|------|-----|-----|



ALL-TIME ROSTER

| | | | | | | | | | | | | | | | | | | |
|-------------|----------------------|------------|----------------|-------------|---------------|-------------|-----------|------------|------------|-----------|--------------|----------|----------|------------|-------------|------------|------------|-----|
| 77-78 | 21 | 504 | 84-199 | .422 | 45-69 | .652 | 49 | 78 | 127 | 22 | 58-1 | 4 | 3 | 213 | 10.1 | 6.0 | 1.0 | |
| 78-79 | 8 | 137 | 21-52 | .404 | 10-15 | .667 | 16 | 18 | 34 | 3 | 12-0 | 2 | 5 | 0 | 52 | 6.5 | 4.2 | 0.4 |
| 79-80 | Injured Did Not Play | | | | | | | | | | | | | | | | | |
| TOT. | 38 | 893 | 158-341 | .463 | 95-143 | .664 | 93 | 136 | 229 | 35 | 104-1 | 8 | 7 | 411 | 10.8 | 6.0 | 0.9 | |

| CHRISTIAN LAETTNER #44 | | | | DUKE | | | | HEIGHT: 6-11 | | | | WEIGHT: 245 | | | BORN: AUG. 17, 1969 | | | |
|------------------------|------------|-------------|-----------------|-------------|----------------|-------------|------------|--------------|-------------|------------|--------------|-------------|------------|------------|---------------------|------------|------------|------------|
| YEAR | G | MIN | FGM-FGA | PCT | FTM-FTA | PCT | OFF | DEF | REB | AST | PF-DQ | STL | TO | BLK | PTS | PPG | RPG | APG |
| 00-01 | 25 | 733 | 112-228 | .491 | 103-122 | .844 | 43 | 110 | 153 | 57 | 83-0 | 31 | 67 | 19 | 330 | 13.2 | 6.1 | 2.3 |
| 01-02 | 57 | 1441 | 168-362 | .464 | 66-76 | .868 | 74 | 227 | 301 | 151 | 129-1 | 60 | 85 | 25 | 404 | 7.1 | 5.3 | 2.6 |
| 02-03 | 76 | 2215 | 255-516 | .494 | 120-144 | .833 | 114 | 388 | 502 | 235 | 206-0 | 82 | 87 | 40 | 632 | 8.3 | 6.6 | 3.1 |
| 03-04 | 48 | 984 | 119-256 | .465 | 40-50 | .800 | 50 | 182 | 232 | 89 | 102-1 | 37 | 42 | 28 | 284 | 5.9 | 4.8 | 1.8 |
| TOT. | 206 | 5373 | 654-1362 | .480 | 329-392 | .839 | 281 | 907 | 1138 | 532 | 520-2 | 210 | 281 | 112 | 1650 | 8.0 | 5.5 | 2.6 |

Three point field goals: 00-01, 3-10 (.300); 01-02, 2-10 (.200); 02-03, 2-16 (.125); 03-04, 6-21 (.286). TOT.: 13-57 (.228)

| JAMES LANG | | | | CENTRAL PARK HS (AL) | | | | HEIGHT: 6-10 | | | | WEIGHT: 285 | | | BORN: OCT. 17, 1983 | | | |
|------------|----|-----|---------|----------------------|---------|------|-----|--------------|-----|-----|-------|-------------|----|-----|---------------------|-----|-----|-----|
| YEAR | G | MIN | FGM-FGA | PCT | FTM-FTA | PCT | OFF | DEF | REB | AST | PF-DQ | STL | TO | BLK | PTS | PPG | RPG | APG |
| 06-07 | 11 | 55 | 4-9 | .444 | 3-5 | .600 | 5 | 6 | 11 | 2 | 14-0 | 0 | 2 | 3 | 11 | 1.0 | 1.0 | 0.2 |

Three-point field goals: 06-07, 0-0 (---).

| YORK LARESE #23 | | | | NORTH CAROLINA | | | | HEIGHT: 6-4 | | | | WEIGHT: 183 | | | BORN: JUL. 18, 1938 | | | |
|-----------------|----|-----|---------|----------------|---------|------|-----|-------------|-----|-----|-------|-------------|----|-----|---------------------|-----|-----|-----|
| YEAR | G | MIN | FGM-FGA | PCT | FTM-FTA | PCT | OFF | DEF | REB | AST | PF-DQ | STL | TO | BLK | PTS | PPG | RPG | APG |
| 61-62 | 59 | 703 | 122-327 | .373 | 58-72 | .805 | | | 77 | 94 | 104-0 | | | | 302 | 5.1 | 1.3 | 1.6 |

(8 Chicago, 51 Philadelphia)

| MANNY LEAKS #24 | | | | NIAGARA | | | | HEIGHT: 6-8 | | | | WEIGHT: 235 | | | BORN: NOV. 27, 1945 | | | |
|-----------------|----|-----|---------|---------|---------|------|-----|-------------|-----|-----|-------|-------------|----|-----|---------------------|-----|-----|-----|
| YEAR | G | MIN | FGM-FGA | PCT | FTM-FTA | PCT | OFF | DEF | REB | AST | PF-DQ | STL | TO | BLK | PTS | PPG | RPG | APG |
| 73-74 | 53 | 845 | 79-232 | .341 | 58-83 | .699 | 94 | 150 | 244 | 25 | 95-1 | 10 | - | 39 | 216 | 4.1 | 4.6 | 0.5 |
| Playoffs | | | | | | | | | | | | | | | | | | |
| 73-74 | 2 | 5 | 1-2 | .500 | 0-0 | .000 | 1 | 1 | 2 | | 1-0 | - | - | - | 2 | 1.0 | 1.0 | 0.0 |

| TIM LEGLER #23 | | | | LA SALLE | | | | HEIGHT: 6-4 | | | | WEIGHT: 220 | | | BORN: DEC. 26, 1966 | | | |
|----------------|------------|-------------|----------------|-------------|----------------|-------------|-----------|-------------|------------|------------|--------------|-------------|-----------|-----------|---------------------|------------|------------|------------|
| YEAR | G | MIN | FGM-FGA | PCT | FTM-FTA | PCT | OFF | DEF | REB | AST | PF-DQ | STL | TO | BLK | PTS | PPG | RPG | APG |
| 95-96 | 77 | 1775 | 233-460 | .507 | 132-153 | .863 | 29 | 111 | 140 | 136 | 141-0 | 45 | 45 | 12 | 726 | 9.4 | 1.8 | 1.8 |
| 96-97 | 15 | 182 | 15-48 | .313 | 6-7 | .857 | 0 | 21 | 21 | 7 | 21-0 | 3 | 9 | 5 | 44 | 2.9 | 1.4 | 0.5 |
| 97-98 | 8 | 76 | 3-19 | .158 | 3-4 | .750 | 2 | 2 | 4 | 3 | 11-0 | 1 | 4 | 0 | 9 | 1.1 | 0.5 | 0.4 |
| 98-99 | 30 | 377 | 51-115 | .443 | 3-6 | .500 | 8 | 32 | 40 | 21 | 42-0 | 4 | 14 | 3 | 119 | 4.0 | 1.3 | 0.7 |
| TOT. | 130 | 2410 | 302-642 | .470 | 144-170 | .847 | 39 | 166 | 205 | 168 | 215-0 | 53 | 72 | 19 | 898 | 6.9 | 1.6 | 1.3 |

Three-point field goals: 95-96, 128-245 (.522), 96-97, 8-29 (.276). 97-98, 0-6 (.000), 98-99, 14-35 (.400). TOT.: 150-315 (.476).

Playoffs

| | | | | | | | | | | | | | | | | | | |
|-------|---|----|-----|------|-----|------|---|---|---|---|-----|---|---|---|---|-----|-----|-----|
| 96-97 | 3 | 19 | 0-2 | .000 | 1-2 | .500 | 0 | 4 | 4 | 2 | 2-0 | 0 | 0 | 0 | 1 | 0.3 | 1.3 | 0.7 |
|-------|---|----|-----|------|-----|------|---|---|---|---|-----|---|---|---|---|-----|-----|-----|

| BOB LEONARD #21 | | | | INDIANA | | | | HEIGHT: 6-3 | | | | WEIGHT: 185 | | | BORN: JUL. 17, 1932 | | | |
|-----------------|------------|-------------|-----------------|-------------|----------------|-------------|-----|-------------|------------|------------|--------------|-------------|----|-----|---------------------|-------------|------------|------------|
| YEAR | G | MIN | FGM-FGA | PCT | FTM-FTA | PCT | OFF | DEF | REB | AST | PF-DQ | STL | TO | BLK | PTS | PPG | RPG | APG |
| 61-62 | 70 | 2464 | 423-1128 | .375 | 279-371 | .752 | | | 199 | 378 | 186-0 | | | | 1125 | 16.1 | 2.8 | 5.4 |
| 62-63 | 32 | 879 | 84-245 | .343 | 59-85 | .694 | | | 68 | 143 | 84-1 | | | | 227 | 7.1 | 2.1 | 4.5 |
| TOT. | 102 | 3343 | 507-1373 | .369 | 338-458 | .738 | | | 267 | 521 | 270-1 | | | | 1352 | 13.3 | 2.6 | 5.1 |

| CEDRIC LEWIS #42 | | | | MARYLAND | | | | HEIGHT: 6-10 | | | | WEIGHT: 235 | | | BORN: SEPT. 24, 1969 | | | |
|------------------|---|-----|---------|----------|---------|-----|-----|--------------|-----|-----|-------|-------------|----|-----|----------------------|-----|-----|-----|
| YEAR | G | MIN | FGM-FGA | PCT | FTM-FTA | PCT | OFF | DEF | REB | AST | PF-DQ | STL | TO | BLK | PTS | PPG | RPG | APG |
| 95-96 | 3 | 4 | 2-3 | .667 | 0-0 | --- | 2 | 0 | 2 | 0 | 0-0 | 1 | 0 | 0 | 4 | 1.3 | 0.7 | 0.0 |

| STEVE LINGENFELTER #50 | | | | S. DAKOTA STATE | | | | HEIGHT: 6-9 | | | | WEIGHT: 225 | | | BORN: JUN. 10, 1958 | | | |
|------------------------|---|-----|---------|-----------------|---------|------|-----|-------------|-----|-----|-------|-------------|----|-----|---------------------|-----|-----|-----|
| YEAR | G | MIN | FGM-FGA | PCT | FTM-FTA | PCT | OFF | DEF | REB | AST | PF-DQ | STL | TO | BLK | PTS | PPG | RPG | APG |
| 82-83 | 7 | 53 | 4-6 | .667 | 0-4 | .000 | 1 | 11 | 12 | 4 | 16-1 | 1 | 5 | 3 | 8 | 1.1 | 1.7 | 0.6 |

| FELIPE LOPEZ #13 | | | | ST. JOHN'S | | | | HEIGHT: 6-5 | | | | WEIGHT: 195 | | | BORN: DEC. 19, 1974 | | | |
|------------------|----|------|---------|------------|---------|------|-----|-------------|-----|-----|-------|-------------|----|-----|---------------------|-----|-----|-----|
| YEAR | G | MIN | FGM-FGA | PCT | FTM-FTA | PCT | OFF | DEF | REB | AST | PF-DQ | STL | TO | BLK | PTS | PPG | RPG | APG |
| 00-01 | 47 | 1108 | 142-326 | .436 | 90-123 | .732 | 30 | 130 | 160 | 73 | 110-0 | 41 | 56 | 18 | 380 | 8.1 | 3.4 | 1.6 |



ALL-TIME ROSTER

OWNERSHIP/
WASHINGTON SPORTS

BASKETBALL
OPERATIONS

PLAYERS

08/09 SEASON IN
REVIEW

FRANCHISE
RECORDS

FRANCHISE
HISTORY

NBA

MEDIA
INFORMATION

| KEVIN LOUGHERY #22, #52 | | | | | ST. JOHN'S | | | | | HEIGHT: 6-3 | | | WEIGHT: 190 | | | BORN: MAR. 28, 1940 | | |
|-------------------------|------------|--------------|------------------|-------------|------------------|-------------|-----|-----|-------------|-------------|----------------|-----|-------------|-----|-------------|---------------------|------------|------------|
| YEAR | G | MIN | FGM-FGA | PCT | FTM-FTA | PCT | OFF | DEF | REB | AST | PF-DQ | STL | TO | BLK | PTS | PPG | RPG | APG |
| 63-64 | 65 | 1457 | 235-627 | .374 | 126-177 | .712 | | | 138 | 182 | 173-2 | | | | 598 | 9.1 | 2.1 | 2.8 |
| 64-65 | 80 | 2417 | 408-957 | .424 | 212-281 | .754 | | | 235 | 296 | 320-13 | | | | 1024 | 12.8 | 2.9 | 3.7 |
| 65-66 | 74 | 2455 | 526-1264 | .416 | 297-358 | .830 | | | 227 | 356 | 273-8 | | | | 1349 | 18.2 | 3.1 | 4.8 |
| 66-67 | 76 | 2577 | 520-1306 | .398 | 312-420 | .825 | | | 349 | 288 | 294-10 | | | | 1380 | 18.2 | 4.6 | 3.8 |
| 67-68 | 77 | 2297 | 458-1127 | .406 | 305-392 | .778 | | | 247 | 256 | 301-13 | | | | 1221 | 15.9 | 3.2 | 3.3 |
| 68-69 | 80 | 3135 | 717-1636 | .438 | 372-463 | .803 | | | 266 | 384 | 299-3 | | | | 1806 | 22.6 | 3.3 | 4.8 |
| 69-70 | 55 | 2037 | 477-1082 | .441 | 253-298 | .849 | | | 168 | 292 | 183-3 | | | | 1207 | 21.9 | 3.1 | 5.3 |
| 70-71 | 82 | 2260 | 481-1193 | .403 | 275-331 | .831 | | | 219 | 301 | 246-2 | | | | 1237 | 15.1 | 2.7 | 3.7 |
| 71-72 | 2 | 42 | 4-17 | .235 | 5-8 | .625 | | | 5 | 8 | 5-0 | | | | 13 | 6.5 | 2.5 | 4.0 |
| TOT. | 591 | 18677 | 3824-9209 | .415 | 2185-2720 | .803 | | | 1854 | 2363 | 2094-54 | | | | 9835 | 16.6 | 3.1 | 4.0 |

Playoffs

| | | | | | | | | | | | | | | | | | | |
|-------------|-----------|-------------|----------------|-------------|----------------|-------------|--|--|------------|------------|--------------|--|--|--|------------|-------------|------------|------------|
| 64-65 | 10 | 297 | 53-137 | .387 | 3-38 | .895 | | | 34 | 30 | 36-0 | | | | 140 | 14.0 | 3.4 | 3.0 |
| 65-66 | 3 | 27 | 3-7 | .429 | 3-6 | .500 | | | 1 | 1 | 4-0 | | | | 9 | 3.0 | 0.3 | 0.3 |
| 68-89 | 4 | 173 | 29-79 | .367 | 23-35 | .657 | | | 18 | 21 | 16-0 | | | | 81 | 20.3 | 4.5 | 5.3 |
| 69-70 | 7 | 153 | 26-77 | .338 | 15-21 | .714 | | | 16 | 8 | 24-0 | | | | 67 | 9.6 | 2.3 | 1.1 |
| 70-71 | 17 | 500 | 84-212 | .396 | 64-85 | .753 | | | 38 | 52 | 57-0 | | | | 232 | 13.6 | 2.2 | 3.1 |
| TOT. | 41 | 1150 | 195-512 | .381 | 139-185 | .751 | | | 107 | 112 | 137-0 | | | | 529 | 12.9 | 2.6 | 2.7 |

| STAN LOVE #13 | | | | | OREGON | | | | | HEIGHT: 6-9 | | | WEIGHT: 215 | | | BORN: APR. 9, 1949 | | |
|---------------|------------|-------------|----------------|-------------|----------------|-------------|-----|-----|------------|-------------|--------------|-----|-------------|-----|-------------|--------------------|------------|------------|
| YEAR | G | MIN | FGM-FGA | PCT | FTM-FTA | PCT | OFF | DEF | REB | AST | PF-DQ | STL | TO | BLK | PTS | PPG | RPG | APG |
| 71-72 | 74 | 1327 | 242-536 | .451 | 103-140 | .736 | | | 338 | 52 | 202-0 | | | | 587 | 7.9 | 4.6 | 0.7 |
| 72-73 | 72 | 995 | 190-436 | .436 | 79-100 | .790 | | | 300 | 46 | 175-0 | | | | 459 | 6.4 | 4.2 | 0.6 |
| TOT. | 146 | 2322 | 432-972 | .444 | 182-240 | .758 | | | 636 | 98 | 377-0 | | | | 1046 | 7.2 | 4.4 | 0.7 |

Playoffs

| | | | | | | | | | | | | | | | | | | |
|-------------|----------|-----------|------------|-------------|------------|-------------|--|--|----------|----------|------------|--|--|--|----------|------------|------------|------------|
| 71-72 | 4 | 14 | 1-4 | .250 | 0-0 | .000 | | | 6 | 1 | 3-0 | | | | 2 | 0.5 | 1.5 | 0.3 |
| 72-73 | 1 | 7 | 0-3 | .000 | 0-0 | .000 | | | 1 | 0 | 1-0 | | | | 0 | 0.0 | 1.0 | 0.0 |
| TOT. | 5 | 21 | 1-7 | .143 | 0-0 | .000 | | | 7 | 1 | 4-0 | | | | 2 | 0.4 | 1.4 | 0.2 |

| JOHN LUCAS #5 | | | | | MARYLAND | | | | | HEIGHT: 6-2 | | | WEIGHT: 180 | | | BORN: OCT. 31, 1953 | | |
|---------------|------------|-------------|---------------|-------------|----------------|-------------|-----------|------------|------------|-------------|--------------|------------|-------------|----------|------------|---------------------|------------|------------|
| YEAR | G | MIN | FGM-FGA | PCT | FTM-FTA | PCT | OFF | DEF | REB | AST | PF-DQ | STL | TO | BLK | PTS | PPG | RPG | APG |
| 81-82 | 79 | 1940 | 263-618 | .426 | 138-176 | .784 | 40 | 126 | 166 | 551 | 105-0 | 95 | 156 | 6 | 666 | 8.4 | 2.1 | 7.0 |
| 82-83 | 35 | 386 | 62-131 | .473 | 21-42 | .500 | 8 | 21 | 29 | 102 | 18-0 | 25 | 45 | 1 | 145 | 4.1 | 0.8 | 2.9 |
| TOT. | 114 | 2326 | 21-749 | .434 | 159-218 | .729 | 48 | 147 | 195 | 653 | 123-0 | 120 | 201 | 7 | 811 | 7.1 | 1.7 | 5.7 |

Three-point field goals: 81-82, 2-22 (.091). 82-83, 0-5 (.000). TOT.: 2-27 (.074).

Playoffs

| | | | | | | | | | | | | | | | | | | |
|-------|---|----|-------|------|-----|------|---|---|---|----|-----|---|---|---|----|-----|------|----|
| 81-82 | 7 | 74 | 14-26 | .538 | 2-3 | .667 | 0 | 8 | 8 | 20 | 6-0 | 3 | 4 | 1 | 31 | 4.4 | 1.1. | 2. |
|-------|---|----|-------|------|-----|------|---|---|---|----|-----|---|---|---|----|-----|------|----|

| TYRONN LUE #10 | | | | | NEBRASKA | | | | | HEIGHT: 6-0 | | | WEIGHT: 178 | | | BORN: MAY 3, 1977 | | |
|----------------|------------|-------------|-----------------|-------------|----------------|-------------|-----------|------------|------------|-------------|--------------|-----------|-------------|----------|-------------|-------------------|------------|------------|
| YEAR | G | MIN | FGM-FGA | PCT | FTM-FTA | PCT | OFF | DEF | REB | AST | PF-DQ | STL | TO | BLK | PTS | PPG | RPG | APG |
| 01-02 | 71 | 1458 | 222-520 | .427 | 48-63 | .733 | 14 | 108 | 122 | 246 | 120-2 | 49 | 96 | 0 | 555 | 7.8 | 1.7 | 3.5 |
| 02-03 | 75 | 1986 | 248-573 | .433 | 91-104 | .875 | 22 | 127 | 149 | 263 | 151-0 | 47 | 77 | 1 | 647 | 8.6 | 2.0 | 3.5 |
| TOT. | 146 | 3444 | 470-1093 | .430 | 139-167 | .804 | 36 | 235 | 271 | 509 | 271-2 | 96 | 173 | 1 | 1202 | 8.2 | 1.8 | 3.5 |

Three-point field goals: 01-02, 63-141 (.447); 02-03, 60-176 (.341); TOT. 123-317 (.388).

| DON MACLEAN #34 | | | | | UCLA | | | | | HEIGHT: 6-10 | | | WEIGHT: 235 | | | BORN: JAN. 16, 1970 | | |
|-----------------|------------|-------------|-----------------|-------------|----------------|-------------|------------|------------|------------|--------------|--------------|-----------|-------------|-----------|-------------|---------------------|------------|------------|
| YEAR | G | MIN | FGM-FGA | PCT | FTM-FTA | PCT | OFF | DEF | REB | AST | PF-DQ | STL | TO | BLK | PTS | PPG | RPG | APG |
| 92-93 | 62 | 674 | 157-361 | .500 | 90-111 | .811 | 33 | 89 | 122 | 39 | 82-0 | 11 | 42 | 4 | 407 | 6.6 | 2.0 | 0.6 |
| 93-94 | 75 | 2487 | 517-1030 | .502 | 328-398 | .824 | 140 | 27 | 467 | 160 | 169-0 | 47 | 152 | 22 | 1365 | 18.2 | 6.0 | 2.1 |
| 94-95 | 39 | 1052 | 158-361 | .438 | 104-136 | .765 | 46 | 119 | 165 | 51 | 97-0 | 15 | 44 | 3 | 430 | 11.0 | 4.2 | 1.3 |
| TOT. | 176 | 4213 | 832-1752 | .475 | 522-645 | .809 | 219 | 235 | 754 | 250 | 348-0 | 73 | 238 | 29 | 2202 | 12.5 | 4.3 | 1.4 |

Three-point field goals: 92-93, 3-6 (.000). 93-94, 3-21 (.142). 94-95, 10-40 (.250). TOT.: 16-67 (.238).

| RICK MAHORN #44 | | | | | HAMPTON INSTITUTE | | | | | HEIGHT: 6-10 | | | WEIGHT: 260 | | | BORN: SEPT. 21, 1958 | | |
|-----------------|------------|--------------|------------------|-------------|-------------------|-------------|------------|-------------|-------------|--------------|----------------|------------|-------------|------------|-------------|----------------------|------------|------------|
| YEAR | G | MIN | FGM-FGA | PCT | FTM-FTA | PCT | OFF | DEF | REB | AST | PF-DQ | STL | TO | BLK | PTS | PPG | RPG | APG |
| 80-81 | 52 | 696 | 111-219 | .507 | 27-40 | .675 | 67 | 148 | 215 | 25 | 134-3 | 21 | 38 | 44 | 249 | 4.8 | 4.1 | 0.5 |
| 81-82 | 80 | 2664 | 414-816 | .507 | 148-234 | .633 | 149 | 555 | 704 | 150 | 349-12 | 57 | 162 | 138 | 976 | 12.2 | 8.8 | 1.9 |
| 82-83 | 82 | 3023 | 376-768 | .490 | 146-254 | .575 | 171 | 608 | 779 | 115 | 335-13 | 86 | 170 | 148 | 898 | 11.0 | 9.5 | 1.4 |
| 83-84 | 82 | 2701 | 307-605 | .507 | 125-192 | .651 | 169 | 569 | 738 | 131 | 358-14 | 62 | 142 | 123 | 739 | 9.0 | 7.9 | 1.6 |
| 84-85 | 77 | 2072 | 206-413 | .499 | 71-104 | .683 | 150 | 458 | 608 | 121 | 308-11 | 59 | 133 | 104 | 483 | 6.3 | 8.2 | 1.5 |
| TOT. | 373 | 11156 | 1414-2821 | .501 | 517-824 | .627 | 706 | 2338 | 3044 | 542 | 1484-53 | 285 | 645 | 557 | 3345 | 9.0 | 8.2 | 1.5 |

Three-point field goals: 81-82, 0-3 (.000). 82-83, 0-3 (.000). TOT.: 0-6 (.000).

Playoffs

| | | | | | | | | | | | | | | | | | | |
|-------------|-----------|------------|---------------|-------------|--------------|-------------|-----------|-----------|------------|-----------|-------------|-----------|-----------|-----------|------------|------------|------------|------------|
| 81-82 | 7 | 242 | 32-73 | .438 | 10-14 | .714 | 14 | 47 | 61 | 13 | 30-0 | 10 | 16 | 5 | 74 | 10.6 | 8.7 | 1.9 |
| 83-84 | 4 | 154 | 10-25 | .600 | 8-10 | .800 | 7 | 36 | 43 | 7 | 20-0 | 1 | 6 | 6 | 38 | 9.5 | 10.8 | 1.8 |
| 84-85 | 4 | 41 | 4-8 | .500 | 4-4 | 1.000 | 2 | 5 | 7 | 0 | 9-0 | 0 | 1 | 3 | 12 | 3.0 | 1.8 | 0.0 |
| TOT. | 15 | 437 | 51-106 | .481 | 22-28 | .786 | 23 | 88 | 111 | 20 | 59-0 | 11 | 23 | 14 | 124 | 8.3 | 7.4 | 1.3 |

Three-point field goals: 83-84, 0-1 (.000).



ALL-TIME ROSTER

JEFF MALONE #24 MISSISSIPPI STATE HEIGHT: 6-4 WEIGHT: 205 BORN: JUN. 28, 1961

| YEAR | G | MIN | FGM-FGA | PCT | FTM-FTA | PCT | OFF | DEF | REB | AST | PF-DQ | STL | TO | BLK | PTS | PPG | RPG | APG |
|-------------|------------|--------------|------------------|-------------|------------------|-------------|------------|-------------|-------------|-------------|---------------|------------|-------------|-----------|--------------|-------------|------------|------------|
| 83-84 | 81 | 1976 | 408-918 | .444 | 142-172 | .826 | 57 | 98 | 155 | 151 | 162-1 | 23 | 110 | 13 | 982 | 12.1 | 1.9 | 1.9 |
| 84-85 | 76 | 2613 | 605-1213 | .499 | 211-250 | .844 | 60 | 146 | 206 | 184 | 176-1 | 52 | 107 | 9 | 1436 | 18.9 | 2.7 | 2.4 |
| 85-86 | 80 | 2992 | 735-1522 | .483 | 322-371 | .868 | 66 | 222 | 288 | 191 | 180-2 | 70 | 168 | 12 | 1795 | 22.4 | 3.6 | 2.4 |
| 86-87 | 80 | 2763 | 689-1509 | .457 | 376-425 | .885 | 50 | 168 | 218 | 298 | 154-0 | 75 | 182 | 13 | 1758 | 22.0 | 2.7 | 3.7 |
| 87-88 | 80 | 2655 | 648-1360 | .476 | 335-380 | .882 | 44 | 162 | 206 | 237 | 198-1 | 51 | 172 | 13 | 1641 | 20.5 | 2.6 | 3.0 |
| 88-89 | 76 | 2418 | 1677-410 | .480 | 296-340 | .871 | 55 | 124 | 179 | 219 | 155-0 | 39 | 165 | 14 | 1651 | 21.7 | 2.4 | 2.9 |
| 89-90 | 75 | 2567 | 781-1592 | .491 | 257-293 | .877 | 54 | 152 | 206 | 243 | 116-1 | 48 | 125 | 6 | 1820 | 24.3 | 2.7 | 3.2 |
| TOT. | 548 | 17984 | 4543-9424 | .477 | 1939-2231 | .869 | 386 | 1072 | 1458 | 1523 | 1141-6 | 358 | 1024 | 78 | 11083 | 20.2 | 2.7 | 2.8 |

Three-point field goals: 83-84, 24-74 (.324). 84-85, 15-72 (.208). 85-86, 3-17 (.176). 86-87, 4-26 (.154). 87-88, 10-24 (.417).

88-89, 1-19 (.053). 89-90, 1-6 (.167). TOT.: 58-238 (.244).

Playoffs

| | | | | | | | | | | | | | | | | | | |
|-------------|-----------|------------|----------------|-------------|--------------|-------------|-----------|-----------|-----------|-----------|-------------|-----------|-----------|----------|------------|-------------|------------|------------|
| 83-84 | 4 | 71 | 12-26 | .462 | 0-0 | .000 | 2 | 3 | 5 | 2 | 6-0 | 1 | 3 | 24 | 6.0 | 1.3 | 0.5 | |
| 84-85 | 4 | 126 | 27-56 | .482 | 10-13 | .769 | 3 | 3 | 6 | 8 | 14-1 | 5 | 4 | 65 | 16.3 | 1.5 | 2.0 | |
| 85-86 | 5 | 197 | 42-103 | .408 | 26-29 | .897 | 4 | 12 | 16 | 17 | 13-0 | 7 | 11 | 3 | 110 | 22.0 | 3.2 | 3.4 |
| 86-87 | 3 | 105 | 17-46 | .370 | 11-11 | 1.000 | 1 | 6 | 7 | 9 | 8-0 | 1 | 11 | 45 | 15.0 | 2.3 | 3.0 | |
| 87-88 | 5 | 199 | 50-97 | .515 | 28-37 | .757 | 3 | 14 | 17 | 11 | 16-0 | 5 | 14 | 5 | 128 | 25.6 | 3.4 | 2.2 |
| TOT. | 21 | 698 | 148-328 | .451 | 75-90 | .833 | 13 | 38 | 51 | 47 | 57-1 | 19 | 43 | 8 | 372 | 17.7 | 2.4 | 2.2 |

Three-point field goals: 83-84, 0-1 (.000). 84-85, 1-3 (.333). 85-86, 0-2 (.000). 87-88, 0-1 (.000). TOT.: 1-7 (.143).

MOSÉS MALONE #4 PETERSBURG, VA (H.S.) HEIGHT: 6-10 WEIGHT: 255 BORN: MAR. 23, 1954

| YEAR | G | MIN | FGM-FGA | PCT | FTM-FTA | PCT | OFF | DEF | REB | AST | PF-DQ | STL | TO | BLK | PTS | PPG | RPG | APG |
|-------------|------------|-------------|------------------|-------------|------------------|-------------|------------|------------|-------------|------------|--------------|------------|------------|------------|-------------|-------------|-------------|------------|
| 86-87 | 73 | 2488 | 595-1311 | .454 | 570-692 | .824 | 340 | 484 | 824 | 120 | 139-0 | 59 | 202 | 92 | 1760 | 24.1 | 11.3 | 1.6 |
| 87-88 | 79 | 2692 | 531-1090 | .487 | 543-689 | .788 | 372 | 512 | 884 | 112 | 160-0 | 59 | 249 | 72 | 1607 | 20.3 | 11.2 | 1.4 |
| TOT. | 152 | 5180 | 1126-2401 | .469 | 1113-1381 | .806 | 712 | 996 | 1708 | 232 | 299-0 | 118 | 451 | 164 | 3367 | 22.2 | 11.2 | 1.5 |

Three-point field goals: 86-87, 0-11 (.000). 87-88, 2-7 (.286). TOT.: 2-18 (.111).

Playoffs

| | | | | | | | | | | | | | | | | | | |
|-------------|----------|------------|---------------|-------------|--------------|-------------|-----------|-----------|-----------|-----------|-------------|-----------|----------|------------|-------------|-------------|------------|-----|
| 86-87 | 3 | 114 | 21-47 | .447 | 20-21 | .952 | 15 | 23 | 38 | 5 | 5-0 | 0 | 8 | 3 | 62 | 20.7 | 12.7 | 1.7 |
| 87-88 | 5 | 198 | 30-65 | .462 | 33-40 | .825 | 22 | 34 | 56 | 7 | 9-0 | 3 | 4 | 93 | 18.6 | 11.2 | 1.4 | |
| TOT. | 8 | 312 | 51-112 | .455 | 53-61 | .869 | 37 | 57 | 94 | 12 | 14-0 | 11 | 7 | 155 | 19.4 | 11.8 | 1.5 | |

Three-point field goals: 87-88, 0-1 (.000).

STEVE MALOVIC #4 SAN DIEGO STATE HEIGHT: 6-10 WEIGHT: 230 BORN: JUL. 21, 1956

| YEAR | G | MIN | FGM-FGA | PCT | FTM-FTA | PCT | OFF | DEF | REB | AST | PF-DQ | STL | TO | BLK | PTS | PPG | RPG | APG |
|-------|---|-----|---------|------|---------|------|-----|-----|-----|-----|-------|-----|----|-----|-----|-----|-----|-----|
| 79-80 | 1 | 6 | 0-0 | .000 | 1-4 | .250 | 0 | 0 | 0 | 0 | 0-0 | 1 | 0 | 0 | 1 | 1.0 | 0.0 | 0.0 |

ED MANNING #35 JACKSON STATE HEIGHT: 6-7 WEIGHT: 215 BORN: JAN. 2, 1943

| YEAR | G | MIN | FGM-FGA | PCT | FTM-FTA | PCT | OFF | DEF | REB | AST | PF-DQ | STL | TO | BLK | PTS | PPG | RPG | APG |
|-------------|------------|-------------|----------------|-------------|----------------|-------------|-----|-----|------------|-----------|--------------|-----|----|-----|------------|------------|------------|------------|
| 67-68 | 71 | 951 | 112-259 | .432 | 60-99 | .606 | | | 375 | 32 | 153-3 | | | | 284 | 4.0 | 5.3 | 0.5 |
| 68-69 | 63 | 727 | 129-288 | .448 | 35-54 | .648 | | | 246 | 21 | 120-0 | | | | 293 | 4.7 | 3.9 | 0.3 |
| 69-70 | 29 | 161 | 32-66 | .485 | 5-8 | .625 | | | 35 | 2 | 33-0 | | | | 69 | 2.4 | 1.2 | 0.1 |
| TOT. | 163 | 1839 | 273-613 | .445 | 100-161 | .621 | | | 656 | 55 | 306-3 | | | | 646 | 4.0 | 1.0 | 0.3 |

Playoffs

| | | | | | | | | | | | | | | | | | | |
|-------|---|------|------|-----|------|--|--|--|----|---|-----|--|--|--|----|-----|-----|-----|
| 68-69 | 4 | 7-18 | .389 | 0-0 | .000 | | | | 23 | 0 | 0-0 | | | | 14 | 3.5 | 5.8 | 0.0 |
|-------|---|------|------|-----|------|--|--|--|----|---|-----|--|--|--|----|-----|-----|-----|

NICK MANTIS #23 NORTHWESTERN HEIGHT: 6-3 WEIGHT: 190 BORN: DEC. 7, 1935

| YEAR | G | MIN | FGM-FGA | PCT | FTM-FTA | PCT | OFF | DEF | REB | AST | PF-DQ | STL | TO | BLK | PTS | PPG | RPG | APG |
|-------|----|-----|---------|------|---------|------|-----|-----|-----|-----|-------|-----|----|-----|-----|-----|-----|-----|
| 62-63 | 32 | 684 | 94-244 | .385 | 27-49 | .551 | | | 85 | 83 | 94-0 | | | | 215 | 5.1 | 2.7 | 2.6 |

JACK MARIN #15,#24 DUKE HEIGHT: 6-6 WEIGHT: 200 BORN: OCT. 12, 1944

| YEAR | G | MIN | FGM-FGA | PCT | FTM-FTA | PCT | OFF | DEF | REB | AST | PF-DQ | STL | TO | BLK | PTS | PPG | RPG | APG |
|-------------|------------|--------------|------------------|-------------|------------------|-------------|-----|-----|-------------|-------------|----------------|-----|----|-----|-------------|-------------|------------|------------|
| 66-67 | 74 | 1323 | 283-632 | .448 | 145-187 | .775 | | | 313 | 75 | 199-6 | | | | 711 | 9.6 | 4.2 | 1.0 |
| 67-68 | 82 | 2037 | 429-932 | .460 | 250-314 | .796 | | | 473 | 110 | 246-4 | | | | 1108 | 13.5 | 5.8 | 1.3 |
| 68-69 | 82 | 2710 | 505-1109 | .455 | 292-352 | .830 | | | 608 | 231 | 275-4 | | | | 1302 | 15.9 | 7.4 | 2.8 |
| 69-70 | 82 | 2947 | 666-1363 | .489 | 286-339 | .844 | | | 537 | 217 | 248-6 | | | | 1618 | 19.7 | 6.5 | 2.6 |
| 70-71 | 82 | 2920 | 626-1320 | .460 | 290-342 | .848 | | | 513 | 217 | 261-3 | | | | 1542 | 18.8 | 6.3 | 2.6 |
| 71-72 | 78 | 2927 | 690-1444 | .478 | 356-398 | .894 | | | 528 | 169 | 240-2 | | | | 1736 | 22.3 | 6.8 | 2.2 |
| TOT. | 480 | 14864 | 3199-6840 | .468 | 1619-1932 | .838 | | | 2972 | 1019 | 1469-25 | | | | 8017 | 16.7 | 6.2 | 2.1 |

Playoffs

| | | | | | | | | | | | | | | | | | | |
|-------------|-----------|-----|----------------|-------------|----------------|-------------|--|--|------------|-----------|------|--|--|--|------------|-------------|------------|------------|
| 68-69 | 4 | 143 | 24-51 | .471 | 7-11 | .636 | | | 18 | 12 | 13-0 | | | | 55 | 13.8 | 4.5 | 3.0 |
| 69-70 | 7 | 265 | 48-114 | .421 | 29-34 | .853 | | | 47 | 22 | 27-1 | | | | 125 | 17.9 | 6.7 | 3.1 |
| 70-71 | 18 | 750 | 147-319 | .461 | 76-93 | .817 | | | 145 | 56 | 54-0 | | | | 370 | 20.6 | 8.1 | 3.1 |
| 71-72 | 1 | | 8-19 | .421 | 10-11 | .909 | | | 8 | 4 | | | | | 26 | 26.0 | 8.0 | 4.0 |
| TOT. | 30 | | 227-503 | .451 | 122-149 | .819 | | | 218 | 94 | | | | | 576 | 19.2 | 7.3 | 3.1 |



ALL-TIME ROSTER

| ROGER MASON JR. #8 | | | | VIRGINIA | | | | HEIGHT: 6-5 | | | WEIGHT: 212 | | | BORN: SEP. 10, 1980 | | | | |
|--------------------|------------|-------------|----------------|-------------|--------------|-------------|-----------|-------------|------------|------------|--------------|-----------|-----------|---------------------|------------|------------|------------|------------|
| YEAR | G | MIN | FGM-FGA | PCT | FTM-FTA | PCT | OFF | DEF | REB | AST | PF-DQ | STL | TO | BLK | PTS | PPG | RPG | APG |
| 06-07 | 62 | 492 | 59-179 | .330 | 14-16 | .875 | 7 | 38 | 45 | 35 | 66-0 | 13 | 19 | 6 | 165 | 2.7 | 0.7 | 0.6 |
| 07-08 | 80 | 1708 | 266-600 | .433 | 62-71 | .873 | 17 | 113 | 130 | 134 | 140-0 | 40 | 69 | 18 | 724 | 9.1 | 1.6 | 1.7 |
| TOT | 142 | 2200 | 325-779 | .417 | 76-87 | .874 | 24 | 151 | 174 | 169 | 206-0 | 53 | 88 | 24 | 889 | 6.3 | 1.2 | 1.2 |

Three-point field goals: 06-07, 33-102 (.324). 07-08, 130-327 (.398). TOT. 163-429 (.380).

Playoffs

| | | | | | | | | | | | | | | | | | | |
|------------|-----------|------------|--------------|-------------|--------------|-------------|----------|----------|----------|----------|-------------|----------|----------|----------|-----------|------------|------------|------------|
| 06-07 | 4 | 56 | 7-16 | .438 | 5-6 | .833 | 0 | 2 | 2 | 1 | 10-0 | 1 | 3 | 0 | 24 | 6.0 | 0.5 | 0.3 |
| 07-08 | 6 | 129 | 19-47 | .404 | 6-8 | .750 | 0 | 5 | 5 | 6 | 11-0 | 3 | 2 | 1 | 48 | 8.0 | 0.8 | 1.0 |
| TOT | 20 | 185 | 26-63 | .413 | 11-14 | .786 | 0 | 7 | 7 | 7 | 21-0 | 4 | 5 | 1 | 72 | 3.6 | 0.4 | 0.4 |

Three-point field goals: 06-07, 5-10 (.500). 07-08, 4-17 (.235). TOT. 9-27 (.333).

| WES MATTHEWS #14 | | | | WISCONSIN | | | | HEIGHT: 6-1 | | | WEIGHT: 170 | | | BORN: AUG. 24, 1959 | | | | |
|------------------|----|------|---------|-----------|---------|------|-----|-------------|-----|-----|-------------|-----|-----|---------------------|-----|------|-----|-----|
| YEAR | G | MIN | FGM-FGA | PCT | FTM-FTA | PCT | OFF | DEF | REB | AST | PF-DQ | STL | TO | BLK | PTS | PPG | RPG | APG |
| 80-81 | 45 | 1161 | 224-449 | .499 | 99-129 | .767 | 30 | 37 | 67 | 199 | 120-1 | 46 | 261 | 10 | 552 | 12.3 | 1.5 | 4.4 |

| BOB MCCANN #55 | | | | MOREHEAD ST. | | | | HEIGHT: 6-7 | | | WEIGHT: 245 | | | BORN: APR. 22, 1964 | | | | |
|----------------|----|-----|---------|--------------|---------|------|-----|-------------|-----|-----|-------------|-----|----|---------------------|-----|-----|-----|-----|
| YEAR | G | MIN | FGM-FGA | PCT | FTM-FTA | PCT | OFF | DEF | REB | AST | PF-DQ | STL | TO | BLK | PTS | PPG | RPG | APG |
| 95-96 | 62 | 653 | 76-153 | .497 | 35-74 | .473 | 46 | 97 | 143 | 24 | 116-0 | 21 | 42 | 15 | 188 | 3.0 | 2.3 | 0.4 |

Three-point field goals: 95-96, 1-2 (.500).

| ANDRE MCCARTER #33 | | | | UCLA | | | | HEIGHT: 6-3 | | | WEIGHT: 190 | | | BORN: AUG. 25, 1953 | | | | |
|--------------------|----|-----|---------|------|---------|------|-----|-------------|-----|-----|-------------|-----|----|---------------------|-----|-----|-----|-----|
| YEAR | G | MIN | FGM-FGA | PCT | FTM-FTA | PCT | OFF | DEF | REB | AST | PF-DQ | STL | TO | BLK | PTS | PPG | RPG | APG |
| 80-81 | 43 | 448 | 51-135 | .378 | 18-24 | .750 | 16 | 23 | 39 | 73 | 36-0 | 14 | 24 | 0 | 122 | 2.8 | 0.9 | 1.7 |

| KEITH MCCORD #22 | | | | ALABAMA-BIRMINGHAM | | | | HEIGHT: 6-7 | | | WEIGHT: 210 | | | BORN: JUN. 22, 1957 | | | | |
|------------------|---|-----|---------|--------------------|---------|------|-----|-------------|-----|-----|-------------|-----|----|---------------------|-----|-----|-----|-----|
| YEAR | G | MIN | FGM-FGA | PCT | FTM-FTA | PCT | OFF | DEF | REB | AST | PF-DQ | STL | TO | BLK | PTS | PPG | RPG | APG |
| 80-81 | 2 | 9 | 2-4 | .500 | 0-0 | .000 | 1 | 1 | 2 | 1 | 0-0 | 0 | 2 | 0 | 4 | 2.0 | 1.0 | 0.5 |

| JAVALE MCGEE #34 | | | | NEVADA | | | | HEIGHT: 7-0 | | | WEIGHT: 250 | | | BORN: JAN. 19, 1988 | | | | |
|------------------|----|------|---------|--------|---------|------|-----|-------------|-----|-----|-------------|-----|----|---------------------|-----|-----|-----|-----|
| YEAR | G | MIN | FGM-FGA | PCT | FTM-FTA | PCT | OFF | DEF | REB | AST | PF-DQ | STL | TO | BLK | PTS | PPG | RPG | APG |
| 08-09 | 75 | 1143 | 191-387 | .494 | 107-162 | .660 | 120 | 174 | 294 | 23 | 155-0 | 33 | 61 | 75 | 489 | 6.5 | 3.9 | 0.3 |

Three-point field goals: 08-09, 0-0 (---).

| BILL MCGILL #12 | | | | UTAH | | | | HEIGHT: 6-9 | | | WEIGHT: 225 | | | BORN: SEPT. 16, 1939 | | | | |
|-----------------|-----------|------------|----------------|-------------|---------------|-------------|-----|-------------|------------|-----------|--------------|-----|----|----------------------|------------|------------|------------|------------|
| YEAR | G | MIN | FGM-FGA | PCT | FTM-FTA | PCT | OFF | DEF | REB | AST | PF-DQ | STL | TO | BLK | PTS | PPG | RPG | APG |
| 62-63 | 61 | 590 | 181-353 | .513 | 80-119 | .672 | | | 161 | 38 | 117-1 | | | | 442 | 7.4 | 2.6 | 0.6 |
| 63-64 | 6 | 57 | 11-23 | .478 | 9-11 | .818 | | | 10 | | 5-0 | | | | 31 | 5.2 | 1.7 | |
| TOT. | 67 | 647 | 192-376 | .511 | 89-130 | .684 | | | 171 | 38 | 122-1 | | | | 473 | 7.2 | 2.6 | 0.6 |

| DOMINIC MCGUIRE #5 | | | | FRESNO STATE | | | | HEIGHT: 6-9 | | | WEIGHT: 220 | | | BORN: OCT. 20, 1985 | | | | |
|--------------------|------------|-------------|----------------|--------------|---------------|-------------|------------|-------------|------------|------------|--------------|-----------|------------|---------------------|------------|------------|------------|------------|
| YEAR | G | MIN | FGM-FGA | PCT | FTM-FTA | PCT | OFF | DEF | REB | AST | PF-DQ | STL | TO | BLK | PTS | PPG | RPG | APG |
| 07-08 | 70 | 695 | 39-103 | .379 | 14-32 | .438 | 53 | 86 | 139 | 40 | 76-0 | 20 | 40 | 26 | 93 | 1.3 | 2.0 | 0.6 |
| 08-09 | 79 | 2072 | 140-324 | .432 | 74-102 | .725 | 113 | 315 | 428 | 198 | 153-2 | 62 | 92 | 74 | 356 | 4.5 | 5.4 | 2.5 |
| TOT | 149 | 2767 | 179-427 | .419 | 88-134 | .657 | 166 | 401 | 567 | 238 | 229-0 | 82 | 132 | 100 | 449 | 3.0 | 3.8 | 1.6 |

Three-point field goals: 07-08, 1-6 (.167). 08-09, 2-4 (.500). TOT. 3-10 (.300).

Playoffs

| | | | | | | | | | | | | | | | | | | |
|-------|---|----|-----|-----|-----|------|---|---|---|---|-----|---|---|---|---|-----|-----|-----|
| 07-08 | 3 | 15 | 0-0 | --- | 1-2 | .500 | 1 | 2 | 3 | 1 | 1-0 | 1 | 0 | 1 | 1 | 0.3 | 1.0 | 0.3 |
|-------|---|----|-----|-----|-----|------|---|---|---|---|-----|---|---|---|---|-----|-----|-----|

Three-point field goals: 07-08, 0-0 (---).

| JIM MCILVAINE #22 | | | | MARQUETTE | | | | HEIGHT: 7-1 | | | WEIGHT: 240 | | | BORN: JUL. 30, 1972 | | | | |
|-------------------|------------|-------------|---------------|-------------|---------------|-------------|------------|-------------|------------|-----------|--------------|-----------|-----------|---------------------|------------|------------|------------|------------|
| YEAR | G | MIN | FGM-FGA | PCT | FTM-FTA | PCT | OFF | DEF | REB | AST | PF-DQ | STL | TO | BLK | PTS | PPG | RPG | APG |
| 94-95 | 55 | 534 | 34-71 | .479 | 28-41 | .683 | 40 | 65 | 105 | 10 | 95-0 | 10 | 19 | 60 | 96 | 1.7 | 1.9 | 0.2 |
| 95-96 | 80 | 1195 | 62-145 | .428 | 58-105 | .552 | 66 | 164 | 230 | 11 | 171-0 | 21 | 36 | 166 | 182 | 2.3 | 2.9 | 0.1 |
| TOT. | 135 | 1729 | 96-216 | .444 | 86-146 | .589 | 106 | 229 | 335 | 21 | 266-0 | 31 | 55 | 226 | 278 | 2.1 | 2.5 | 0.2 |

| JEFF MCINNIS #10 | | | | NORTH CAROLINA | | | | HEIGHT: 6-4 | | | WEIGHT: 190 | | | BORN: OCT. 22, 1974 | | | | |
|------------------|----|-----|---------|----------------|---------|------|-----|-------------|-----|-----|-------------|-----|----|---------------------|-----|-----|-----|-----|
| YEAR | G | MIN | FGM-FGA | PCT | FTM-FTA | PCT | OFF | DEF | REB | AST | PF-DQ | STL | TO | BLK | PTS | PPG | RPG | APG |
| 98-99 | 35 | 427 | 50-134 | .344 | 21-28 | .750 | 9 | 12 | 21 | 73 | 36-0 | 18 | 30 | 1 | 130 | 3.7 | 0.6 | 2.1 |

Three-point field goals: 98-99, 9-35 (.257)

| KEVIN MCKENNA #3 | | | | CREIGHTON | | | | HEIGHT: 6-5 | | | WEIGHT: 195 | | | BORN: JAN. 8, 1959 | | | | |
|------------------|----|-----|---------|-----------|---------|------|-----|-------------|-----|-----|-------------|-----|----|--------------------|-----|-----|-----|-----|
| YEAR | G | MIN | FGM-FGA | PCT | FTM-FTA | PCT | OFF | DEF | REB | AST | PF-DQ | STL | TO | BLK | PTS | PPG | RPG | APG |
| 85-86 | 30 | 430 | 61-166 | .367 | 25-30 | .833 | 9 | 27 | 36 | 23 | 54-1 | 29 | 18 | 2 | 174 | 5.8 | 1.2 | 0.8 |

Playoffs

| | | | | | | | | | | | | | | | | | | |
|-------|---|---|-----|------|-----|------|---|---|---|---|-----|---|---|---|---|-----|-----|-----|
| 85-86 | 1 | 2 | 0-0 | .000 | 0-0 | .000 | 0 | 0 | 0 | 0 | 0-0 | 0 | 0 | 0 | 0 | 0.0 | 0.0 | 0.0 |
|-------|---|---|-----|------|-----|------|---|---|---|---|-----|---|---|---|---|-----|-----|-----|



ALL-TIME ROSTER

| STAN MCKENZIE #40 | | | | | NEW YORK | | | | HEIGHT: 6-5 | | | WEIGHT: 210 | | | BORN: OCT. 6, 1944 | | | |
|-------------------|----|-----|---------|------|----------|------|-----|-----|-------------|-----|-------|-------------|----|-----|--------------------|-----|-----|-----|
| YEAR | G | MIN | FGM-FGA | PCT | FTM-FTA | PCT | OFF | DEF | REB | AST | PF-DQ | STL | TO | BLK | PTS | PPG | RPG | APG |
| 67-68 | 50 | 673 | 73-182 | .401 | 58-88 | .659 | | | 121 | 24 | 98-1 | | | | 204 | 4.1 | 2.4 | 0.5 |

| TOM MCMILLEN #54 | | | | | MARYLAND | | | | HEIGHT: 6-11 | | | WEIGHT: 225 | | | BORN: MAY 26, 1952 | | | |
|------------------|------------|-------------|-----------------|-------------|----------------|-------------|------------|------------|--------------|------------|--------------|-------------|------------|-----------|--------------------|------------|------------|------------|
| YEAR | G | MIN | FGM-FGA | PCT | FTM-FTA | PCT | OFF | DEF | REB | AST | PF-DQ | STL | TO | BLK | PTS | PPG | RPG | APG |
| 83-84 | 62 | 1294 | 222-447 | .497 | 127-156 | .814 | 64 | 135 | 199 | 73 | 162-0 | 14 | 70 | 17 | 572 | 9.2 | 3.2 | 1.2 |
| 84-85 | 69 | 1547 | 252-534 | .472 | 112-135 | .830 | 64 | 146 | 210 | 52 | 163-3 | 8 | 44 | 17 | 616 | 8.9 | 3.0 | 0.8 |
| 85-86 | 56 | 863 | 131-285 | .460 | 64-79 | .810 | 44 | 69 | 113 | 35 | 85-0 | 9 | 34 | 10 | 326 | 5.8 | 2.0 | 0.6 |
| TOT. | 187 | 3704 | 605-1266 | .478 | 303-370 | .819 | 172 | 350 | 522 | 160 | 410-3 | 31 | 148 | 44 | 1514 | 8.1 | 2.8 | 0.9 |

| THALES MCREYNOLDS #11 | | | | | MILES | | | | HEIGHT: 6-3 | | | WEIGHT: 185 | | | BORN: JUN. 8, 1943 | | | |
|-----------------------|---|-----|---------|------|---------|------|-----|-----|-------------|-----|-------|-------------|----|-----|--------------------|-----|-----|-----|
| YEAR | G | MIN | FGM-FGA | PCT | FTM-FTA | PCT | OFF | DEF | REB | AST | PF-DQ | STL | TO | BLK | PTS | PPG | RPG | APG |
| 65-66 | 5 | 28 | 1-12 | .083 | 1-2 | .500 | | | 6 | 1 | 0-0 | | | | 3 | 0.6 | 1.2 | 0.2 |

| EDDIE MILES #15 | | | | | SEATTLE | | | | HEIGHT: 6-4 | | | WEIGHT: 196 | | | BORN: JUL. 5, 1940 | | | |
|-----------------|-----------|-------------|----------------|-------------|----------------|-------------|-----|-----|-------------|------------|--------------|-------------|----|-----|--------------------|------------|------------|------------|
| YEAR | G | MIN | FGM-FGA | PCT | FTM-FTA | PCT | OFF | DEF | REB | AST | PF-DQ | STL | TO | BLK | PTS | PPG | RPG | APG |
| 69-70 | 3 | 52 | 7-10 | .700 | 3-5 | .600 | | | 4 | 4 | 8-0 | | | | 17 | 5.7 | 1.3 | 1.3 |
| 70-71 | 63 | 1541 | 252-591 | .426 | 118-147 | .803 | | | 167 | 110 | 119-0 | | | | 622 | 9.9 | 2.7 | 1.7 |
| TOT. | 66 | 1593 | 259-601 | .431 | 121-152 | .796 | | | 171 | 114 | 127-0 | | | | 639 | 9.7 | 2.6 | 1.7 |

| EARL MONROE #10, #15 | | | | | WINSTON-SALEM | | | | HEIGHT: 6-3 | | | WEIGHT: 195 | | | BORN: NOV. 21, 1944 | | | |
|----------------------|------------|--------------|------------------|-------------|------------------|-------------|-----|-----|-------------|-------------|----------------|-------------|----|-----|---------------------|-------------|------------|------------|
| YEAR | G | MIN | FGM-FGA | PCT | FTM-FTA | PCT | OFF | DEF | REB | AST | PF-DQ | STL | TO | BLK | PTS | PPG | RPG | APG |
| 67-68 | 82 | 3012 | 742-1637 | .453 | 507-649 | .781 | | | 465 | 349 | 282-3 | | | | 1991 | 24.3 | 5.7 | 4.3 |
| 68-69 | 80 | 3075 | 809-1837 | .440 | 447-582 | .768 | | | 280 | 392 | 261-1 | | | | 2065 | 25.8 | 3.5 | 4.9 |
| 69-70 | 82 | 3051 | 695-1557 | .446 | 532-641 | .830 | | | 257 | 402 | 258-3 | | | | 1922 | 23.4 | 3.1 | 4.9 |
| 70-71 | 81 | 2843 | 663-1501 | .442 | 406-506 | .802 | | | 213 | 354 | 220-3 | | | | 1732 | 21.4 | 2.6 | 4.4 |
| 71-72 | 3 | 103 | 26-64 | .406 | 13-18 | .722 | | | 8 | 10 | 9-0 | | | | 65 | 21.7 | 2.7 | 3.3 |
| TOT. | 328 | 12084 | 2935-6596 | .445 | 1905-2396 | .795 | | | 1223 | 1507 | 1030-10 | | | | 7775 | 23.7 | 3.7 | 4.6 |

| LAWRENCE MOTEN #3 | | | | | SYRACUSE | | | | HEIGHT: 6-5 | | | WEIGHT: 185 | | | BORN: MAR. 25, 1972 | | | |
|-------------------|---|-----|---------|------|----------|------|-----|-----|-------------|-----|-------|-------------|----|-----|---------------------|-----|-----|-----|
| YEAR | G | MIN | FGM-FGA | PCT | FTM-FTA | PCT | OFF | DEF | REB | AST | PF-DQ | STL | TO | BLK | PTS | PPG | RPG | APG |
| 97-98 | 8 | 27 | 3-13 | .231 | 3-4 | .750 | 1 | 0 | 1 | 3 | 6-0 | 0 | 1 | 0 | 9 | 1.1 | 0.1 | 0.4 |

| GHEORGHE MURESAN #77 | | | | | CLUJ | | | | HEIGHT: 7-7 | | | WEIGHT: 303 | | | BORN: FEB. 14, 1971 | | | |
|----------------------|---|-------------|------------------|-------------|----------------|-------------|------------|-------------|-------------|------------|---------------|-------------|------------|------------|---------------------|-------------|------------|------------|
| YEAR | G | MIN | FGM-FGA | PCT | FTM-FTA | PCT | OFF | DEF | REB | AST | PF-DQ | STL | TO | BLK | PTS | PPG | RPG | APG |
| 93-94 | 54 | 650 | 128-235 | .545 | 48-71 | .676 | 66 | 126 | 192 | 18 | 120-1 | 28 | 54 | 48 | 304 | 5.6 | 3.6 | 0.3 |
| 94-95 | 73 | 1720 | 303-541 | .560 | 124-175 | .709 | 179 | 309 | 488 | 38 | 259-6 | 48 | 115 | 127 | 730 | 10.0 | 6.7 | 0.5 |
| 95-96 | 76 | 2242 | 466-798 | .584 | 172-278 | .619 | 248 | 480 | 728 | 56 | 297-8 | 52 | 143 | 172 | 1104 | 14.5 | 9.7 | 0.7 |
| 96-97 | 73 | 1849 | 327-541 | .604 | 123-199 | .618 | 141 | 340 | 471 | 29 | 230-3 | 43 | 117 | 96 | 777 | 10.6 | 6.6 | 0.4 |
| 97-98 | Spent entire season on the Injured List (stretched tendon, right ankle) | | | | | | | | | | | | | | | | | |
| TOT. | 276 | 6461 | 1224-2115 | .578 | 467-723 | .646 | 634 | 1255 | 1889 | 141 | 906-18 | 171 | 429 | 443 | 2915 | 10.6 | 6.8 | 0.5 |

| JAY MURPHY #42 | | | | | BOSTON COLLEGE | | | | HEIGHT: 6-9 | | | WEIGHT: 220 | | | BORN: JUN. 26, 1962 | | | |
|----------------|-----------|------------|--------------|-------------|----------------|-------------|-----------|-----------|-------------|----------|-------------|-------------|----------|-----------|---------------------|------------|------------|-----|
| YEAR | G | MIN | FGM-FGA | PCT | FTM-FTA | PCT | OFF | DEF | REB | AST | PF-DQ | STL | TO | BLK | PTS | PPG | RPG | APG |
| 86-87 | 21 | 141 | 31-72 | .431 | 9-16 | .563 | 17 | 22 | 39 | 5 | 21-0 | 3 | 2 | 71 | 3.4 | 1.9 | 0.2 | |
| 87-88 | 9 | 46 | 8-23 | .348 | 4-5 | .800 | 4 | 12 | 16 | 1 | 5-0 | 0 | 0 | 20 | 2.2 | 1.8 | 0.1 | |
| TOT. | 30 | 187 | 39-95 | .411 | 13-21 | .619 | 21 | 34 | 55 | 6 | 26-0 | 3 | 2 | 91 | 3.0 | 1.8 | 0.2 | |



ALL-TIME ROSTER

| TRACY MURRAY #35 | | | | UCLA | | | | HEIGHT: 6-7 | | | | WEIGHT: 228 | | | | BORN: JUL. 25, 1971 | | | |
|---|------------|-------------|------------------|----------------|-----------------|-------------|------------|-------------|------------|------------|--------------|-------------|------------|-----------|-------------|---------------------|------------|------------|--|
| YEAR | G | MIN | FGM-FGA | PCT | FTM-FTA | PCT | OFF | DEF | REB | AST | PF-DQ | STL | TO | BLK | PTS | PPG | RPG | APG | |
| 96-97 | 82 | 1814 | 288-678 | .425 | 135-161 | .839 | 84 | 169 | 253 | 78 | 150-1 | 69 | 86 | 19 | 817 | 10.0 | 3.1 | 1.0 | |
| 97-98 | 82 | 2227 | 449-1007 | .446 | 182-209 | .871 | 75 | 202 | 277 | 84 | 167-0 | 67 | 102 | 25 | 1238 | 15.1 | 3.4 | 1.0 | |
| 98-99 | 36 | 653 | 83-237 | .350 | 34-42 | .810 | 18 | 63 | 81 | 27 | 65-0 | 21 | 29 | 6 | 233 | 6.5 | 2.3 | 0.8 | |
| 99-00 | 80 | 1831 | 290-670 | .433 | 120-141 | .851 | 63 | 208 | 271 | 72 | 185-2 | 45 | 84 | 24 | 813 | 10.2 | 3.4 | 0.9 | |
| TOT. | 280 | 1110 | 1110-2592 | .384 | 471-553 | .852 | 240 | 642 | 882 | 261 | 567-3 | 202 | 301 | 74 | 3101 | 11.1 | 3.2 | 0.9 | |
| Three point field goals: 96-97, 106-300 (.353). 97-98, 158-403 (.392). 98-99, 33-103 (.320). 99-00, 113-263 (.430) TOT.: 410-1069 (.384). | | | | | | | | | | | | | | | | | | | |
| DORIE MURREY #40 | | | | DETROIT | | | | HEIGHT: 6-8 | | | | WEIGHT: 215 | | | | BORN: SEPT. 7, 1943 | | | |
| YEAR | G | MIN | FGM-FGA | PCT | FTM-FTA | PCT | OFF | DEF | REB | AST | PF-DQ | STL | TO | BLK | PTS | PPG | RPG | APG | |
| 70-71 | 69 | 696 | 77-172 | .448 | 66-101 | .653 | | | 214 | 31 | 146-4 | | | | 220 | 3.2 | 3.1 | 0.4 | |
| 71-72 | 51 | 421 | 43-113 | .381 | 24-39 | .615 | | | 126 | 17 | 76-2 | | | | 110 | 2.2 | 2.5 | 0.3 | |
| TOT. | 120 | 1117 | 120-285 | .421 | 90-140 | .643 | | | 340 | 48 | 222-6 | | | | 330 | 2.8 | 2.8 | 0.4 | |
| DON NELSON #44 | | | | IOWA | | | | HEIGHT: 6-6 | | | | WEIGHT: 210 | | | | BORN: MAY 15, 1940 | | | |
| YEAR | G | MIN | FGM-FGA | PCT | FTM-FTA | PCT | OFF | DEF | REB | AST | PF-DQ | STL | TO | BLK | PTS | PPG | RPG | APG | |
| 62-63 | 62 | 1071 | 129-293 | .440 | 161-221 | .729 | | | 279 | 72 | 136-3 | | | | 419 | 6.8 | 4.5 | 1.2 | |
| LOUIS NELSON #15 | | | | WASHINGTON | | | | HEIGHT: 6-3 | | | | WEIGHT: 190 | | | | BORN: MAY 28, 1951 | | | |
| YEAR | G | MIN | FGM-FGA | PCT | FTM-FTA | PCT | OFF | DEF | REB | AST | PF-DQ | STL | TO | BLK | PTS | PPG | RPG | APG | |
| 73-74 | 49 | 556 | 93-215 | .433 | 53-73 | .726 | 26 | 44 | 70 | 52 | 62-0 | 31 | | 2 | 239 | 4.9 | 1.4 | 1.1 | |
| TYRONE NESBY #8 | | | | UNLV | | | | HEIGHT: 6-6 | | | | WEIGHT: 245 | | | | BORN: JAN. 31, 1976 | | | |
| YEAR | G | MIN | FGM-FGA | PCT | FTM-FTA | PCT | OFF | DEF | REB | AST | PF-DQ | STL | TO | BLK | PTS | PPG | RPG | APG | |
| 00-01 | 48 | 1223 | 149-407 | .366 | 67-83 | .807 | 35 | 96 | 131 | 65 | 127-1 | 41 | 55 | 16 | 404 | 8.4 | 2.7 | 1.4 | |
| 01-02 | 70 | 1498 | 183-421 | .435 | 64-93 | .688 | 105 | 213 | 318 | 91 | 104-1 | 61 | 49 | 22 | 443 | 6.3 | 4.5 | 1.3 | |
| TOT. | 118 | 2721 | 332-828 | .401 | 131-176 | .744 | 140 | 309 | 449 | 156 | 231-2 | 102 | 104 | 38 | 847 | 7.2 | 3.8 | 1.3 | |
| Three point field goals: 00-01, 39-134 (.366); 01-02, 13-47 (.277), TOT. 52-181 (.287). | | | | | | | | | | | | | | | | | | | |
| GAYLON NICKERSON #15 | | | | NW OKLA. ST. | | | | HEIGHT: 6-3 | | | | WEIGHT: 190 | | | | BORN: FEB. 5, 1969 | | | |
| YEAR | G | MIN | FGM-FGA | PCT | FTM-FTA | PCT | OFF | DEF | REB | AST | PF-DQ | STL | TO | BLK | PTS | PPG | RPG | APG | |
| 96-97 | 1 | 6 | 1-3 | .300 | 0-0 | — | 0 | 1 | 1 | | | 1 | 1 | | 2 | 2.0 | 1.0 | 0.0 | |
| MEL NOWELL #20 | | | | OHIO STATE | | | | HEIGHT: 6-2 | | | | WEIGHT: 174 | | | | BORN: DEC. 27, 1939 | | | |
| YEAR | G | MIN | FGM-FGA | PCT | FTM-FTA | PCT | OFF | DEF | REB | AST | PF-DQ | STL | TO | BLK | PTS | PPG | RPG | APG | |
| 62-63 | 39 | 589 | 92-237 | .388 | 48-66 | .727 | | | 67 | 84 | 86-0 | | | | 232 | 5.9 | 1.7 | 2.2 | |
| CHARLES OAKLEY #34 | | | | VIRGINIA UNION | | | | HEIGHT: 6-9 | | | | WEIGHT: 245 | | | | BORN: DEC. 18, 1963 | | | |
| YEAR | G | MIN | FGM-FGA | PCT | FTM-FTA | PCT | OFF | DEF | REB | AST | PF-DQ | STL | TO | BLK | PTS | PPG | RPG | APG | |
| 02-03 | 42 | 514 | 23-55 | .418 | 28-34 | .824 | 37 | 70 | 107 | 40 | 90-0 | 13 | 21 | 6 | 74 | 1.8 | 2.5 | 1.0 | |
| Three point field goals: 02-03, 0-0 (—) | | | | | | | | | | | | | | | | | | | |
| ALAN OGG #50 | | | | UAB | | | | HEIGHT: 7-2 | | | | WEIGHT: 245 | | | | BORN: JUL. 5, 1967 | | | |
| YEAR | G | MIN | FGM-FGA | PCT | FTM-FTA | PCT | OFF | DEF | REB | AST | PF-DQ | STL | TO | BLK | PTS | PPG | RPG | APG | |
| 92-93 | 3 | 3 | 2-4 | .500 | 1-2 | .500 | 2 | 2 | 4 | | | | | | 5 | 1.7 | 1.3 | | |
| DON OHL#10 | | | | ILLINOIS | | | | HEIGHT: 6-3 | | | | WEIGHT: 190 | | | | BORN: APR. 18, 1936 | | | |
| YEAR | G | MIN | FGM-FGA | PCT | FTM-FTA | PCT | OFF | DEF | REB | AST | PF-DQ | STL | TO | BLK | PTS | PPG | RPG | APG | |
| 64-65 | 77 | 2821 | 568-1297 | .438 | 284-388 | .732 | | | 336 | 250 | 274-7 | | | | 1420 | 18.4 | 4.4 | 3.2 | |
| 65-66 | 73 | 2645 | 593-1334 | .445 | 316-430 | .734 | | | 280 | 290 | 208-1 | | | | 1502 | 20.6 | 3.8 | 4.0 | |
| 66-67 | 58 | 2024 | 452-1002 | .451 | 276-354 | .780 | | | 189 | 168 | 153-1 | | | | 1180 | 20.3 | 3.3 | 2.9 | |
| 67-68 | 39 | 1096 | 232-536 | .433 | 232-148 | .770 | | | 113 | 84 | 91-0 | | | | 578 | 14.8 | 2.9 | 2.2 | |
| TOT. | 247 | 8586 | 1845-4169 | .443 | 990-1320 | .750 | | | 918 | 792 | 726-9 | | | | 4680 | 18.9 | 3.7 | 3.2 | |
| BRIAN OLIVER #12 | | | | GEORGIA TECH. | | | | HEIGHT: 6-4 | | | | WEIGHT: 210 | | | | BORN: JUN. 1, 1968 | | | |
| YEAR | G | MIN | FGM-FGA | PCT | FTM-FTA | PCT | OFF | DEF | REB | AST | PF-DQ | STL | TO | BLK | PTS | PPG | RPG | APG | |
| 94-95 | 6 | 42 | 4-9 | .444 | 6-8 | .750 | 0 | 4 | 4 | 4 | 8-0 | 0 | 3 | 0 | 14 | 2.3 | 0.7 | 0.7 | |
| PLAYOFFS | | | | DETROIT | | | | HEIGHT: 6-8 | | | | WEIGHT: 215 | | | | BORN: SEPT. 7, 1943 | | | |
| YEAR | G | MIN | FGM-FGA | PCT | FTM-FTA | PCT | OFF | DEF | REB | AST | PF-DQ | STL | TO | BLK | PTS | PPG | RPG | APG | |
| 70-71 | 16 | 92 | 13-27 | .481 | 7-11 | .636 | | | 33 | 1 | 6-0 | | | | 33 | 2.1 | 2.0 | 0.1 | |
| 71-72 | 1 | 1 | 0-0 | .000 | 0-0 | .000 | | | 0 | 0 | 0-0 | | | | 0 | 0.0 | 0.0 | 0.0 | |
| TOT. | 17 | 93 | 13-27 | .481 | 7-11 | .636 | | | 33 | 1 | 6-0 | | | | 33 | 1.9 | 1.9 | 0.1 | |



ALL-TIME ROSTER

| JIMMY OLIVER #33 | | | | PURDUE | | | | HEIGHT: 6-5 | | | | WEIGHT: 210 | | | BORN: JUL. 12, 1969 | | | |
|--|---|-----|---------|--------|---------|------|-----|-------------|-----|-----|-------|-------------|----|-----|---------------------|-----|-----|-----|
| YEAR | G | MIN | FGM-FGA | PCT | FTM-FTA | PCT | OFF | DEF | REB | AST | PF-DQ | STL | TO | BLK | PTS | PPG | RPG | APG |
| 97-98 | 1 | 10 | 2-4 | .500 | 0-0 | .000 | 0 | 2 | 2 | 1 | 1-0 | 0 | 0 | 0 | 5 | 5.0 | 2.0 | 1.0 |
| Three point field goals: 97-98, 1-2 (.500) TOT.: 1-2 (.500). | | | | | | | | | | | | | | | | | | |

| MIKE O'KOREN #25, #30 | | | | NORTH CAROLINA | | | | HEIGHT: 6-7 | | | | WEIGHT: 207 | | | BORN: FEB. 7, 1958 | | | |
|-----------------------|----|-----|---------|----------------|---------|------|-----|-------------|-----|-----|-------|-------------|----|-----|--------------------|-----|-----|-----|
| YEAR | G | MIN | FGM-FGA | PCT | FTM-FTA | PCT | OFF | DEF | REB | AST | PF-DQ | STL | TO | BLK | PTS | PPG | RPG | APG |
| 86-87 | 15 | 123 | 16-42 | .381 | 0-2 | .000 | 6 | 8 | 14 | 13 | 10-0 | 2 | 6 | 0 | 32 | 2.1 | 0.9 | 0.9 |

| BARRY ORMS #33 | | | | ST. LOUIS | | | | HEIGHT: 6-3 | | | | WEIGHT: 190 | | | BORN: MAY 2, 1946 | | | |
|-----------------|----|-----|---------|-----------|---------|------|-----|-------------|-----|-----|-------|-------------|----|-----|-------------------|-----|-----|-----|
| YEAR | G | MIN | FGM-FGA | PCT | FTM-FTA | PCT | OFF | DEF | REB | AST | PF-DQ | STL | TO | BLK | PTS | PPG | RPG | APG |
| 68-69 | 64 | 916 | 76-246 | .309 | 29-60 | .463 | | | 158 | 49 | 155-3 | | | | 181 | 2.8 | 2.5 | 0.8 |
| Playoffs | | | | | | | | | | | | | | | | | | |
| 68-69 | 3 | 10 | 0-0 | .000 | 0-0 | .000 | | | 1 | 0 | 2-0 | | | | 0 | 0.0 | 0.3 | 0.0 |

| DOUG OVERTON #14 | | | | LASALLE | | | | HEIGHT: 6-3 | | | | WEIGHT: 190 | | | BORN: AUG. 3, 1969 | | | |
|---|------------|-------------|-----------------|-------------|----------------|-------------|-----------|-------------|------------|------------|--------------|-------------|------------|----------|--------------------|------------|------------|------------|
| YEAR | G | MIN | FGM-FGA | PCT | FTM-FTA | PCT | OFF | DEF | REB | AST | PF-DQ | STL | TO | BLK | PTS | PPG | RPG | APG |
| 92-93 | 45 | 990 | 152-323 | .471 | 59-81 | .728 | 25 | 81 | 106 | 157 | 81-0 | 31 | 72 | 6 | 366 | 8.1 | 2.4 | 3.5 |
| 93-94 | 61 | 749 | 87-216 | .403 | 43-52 | .827 | 19 | 50 | 69 | 92 | 48-0 | 21 | 54 | 1 | 218 | 3.6 | 1.1 | 1.5 |
| 94-95 | 82 | 1704 | 207-498 | .416 | 109-125 | .872 | 26 | 117 | 143 | 246 | 126-1 | 53 | 104 | 2 | 576 | 7.0 | 1.7 | 3.0 |
| TOT. | 188 | 3443 | 446-1037 | .430 | 211-258 | .818 | 70 | 248 | 318 | 495 | 255-1 | 105 | 230 | 9 | 1160 | 6.2 | 1.7 | 2.6 |
| Three point field goals: 92-93, 3-13 (.230). 93-94, 1-11 (.090). 94-95, 53-125 (.424) TOT.: 57-149 (.383) | | | | | | | | | | | | | | | | | | |

| JOE PACE #30, #44 | | | | COPPIN ST. | | | | HEIGHT: 6-10 | | | | WEIGHT: 220 | | | BORN: DEC. 8, 1953 | | | |
|-------------------|-----------|------------|---------------|-------------|---------------|-------------|-----------|--------------|------------|-----------|--------------|-------------|-----------|------------|--------------------|------------|------------|-----|
| YEAR | G | MIN | FGM-FGA | PCT | FTM-FTA | PCT | OFF | DEF | REB | AST | PF-DQ | STL | TO | BLK | PTS | PPG | RPG | APG |
| 76-77 | 30 | 119 | 24-55 | .436 | 16-29 | .552 | 16 | 18 | 34 | 4 | 29-0 | 2 | 17 | 64 | 2.1 | 1.1 | 0.1 | |
| 77-78 | 49 | 438 | 67-140 | .558 | 57-93 | .613 | 50 | 84 | 134 | 23 | 86-1 | 12 | 21 | 191 | 3.9 | 2.7 | 0.5 | |
| TOT. | 79 | 557 | 91-195 | .520 | 73-122 | .598 | 66 | 102 | 168 | 27 | 115-1 | 14 | 38 | 255 | 3.2 | 2.1 | 0.3 | |
| Playoffs | | | | | | | | | | | | | | | | | | |
| 77-78 | 9 | 52 | 7-10 | .700 | 11-15 | .733 | 5 | 15 | 20 | 1 | 17-1 | 1 | 6 | 25 | 2.8 | 2.2 | 0.1 | |

| ROBERT PACK #14 | | | | USC | | | | HEIGHT: 6-2 | | | | WEIGHT: 190 | | | BORN: FEB. 3, 1969 | | | |
|---|----|------|---------|------|---------|------|-----|-------------|-----|-----|-------|-------------|-----|-----|--------------------|------|-----|-----|
| YEAR | G | MIN | FGM-FGA | PCT | FTM-FTA | PCT | OFF | DEF | REB | AST | PF-DQ | STL | TO | BLK | PTS | PPG | RPG | APG |
| 95-96 | 31 | 1084 | 190-444 | .428 | 154-182 | .846 | 29 | 103 | 132 | 242 | 68-0 | 62 | 114 | 1 | 560 | 18.1 | 4.3 | 7.8 |
| Three Point field goals: 95-96, 26-98 (.265). | | | | | | | | | | | | | | | | | | |

| GERALD PADDIO #4 | | | | UNLV | | | | HEIGHT: 6-7 | | | | WEIGHT: 205 | | | BORN: APR. 21, 1965 | | | |
|------------------|---|-----|---------|------|---------|------|-----|-------------|-----|-----|-------|-------------|----|-----|---------------------|-----|-----|-----|
| YEAR | G | MIN | FGM-FGA | PCT | FTM-FTA | PCT | OFF | DEF | REB | AST | PF-DQ | STL | TO | BLK | PTS | PPG | RPG | APG |
| 93-94 | 8 | 74 | 11-32 | .344 | 8-14 | .571 | 5 | 6 | 11 | 7 | 4-0 | 3 | 0 | 0 | 30 | 3.8 | 1.4 | 0.9 |

| TOM PATTERSON #30 | | | | WICHITA STATE | | | | HEIGHT: 6-6 | | | | WEIGHT: 220 | | | BORN: OCT. 15, 1948 | | | |
|-------------------|-----------|------------|--------------|---------------|--------------|-------------|-----|-------------|-----------|----------|-------------|-------------|----|-----|---------------------|------------|------------|------------|
| YEAR | G | MIN | FGM-FGA | PCT | FTM-FTA | PCT | OFF | DEF | REB | AST | PF-DQ | STL | TO | BLK | PTS | PPG | RPG | APG |
| 72-73 | 23 | 92 | 21-49 | .429 | 13-16 | .813 | | | 22 | 3 | 18-0 | | | | 55 | 2.4 | 1.0 | 0.1 |
| 73-74 | 2 | 8 | 0-1 | .000 | 1-2 | .500 | 1 | 1 | 2 | 2 | 0-0 | | | | 1 | 0.5 | 2.7 | 0.5 |
| TOT. | 25 | 100 | 21-50 | .420 | 14-18 | .778 | | | 24 | 5 | 18-0 | | | | 56 | 2.2 | 1.0 | 0.2 |
| Playoffs | | | | | | | | | | | | | | | | | | |
| 72-73 | 1 | 1 | 0-0 | .000 | 0-0 | .000 | | | 0 | 0 | 0-0 | | | | 0 | 0.0 | 0.0 | 0.0 |

| OLEKSIY PECHEROV #14 | | | | UKRAINE | | | | HEIGHT: 7-0 | | | | WEIGHT: 234 | | | BORN: DEC. 8, 1985 | | | |
|--|-----------|------------|---------------|-------------|--------------|-------------|-----------|-------------|------------|----------|-------------|-------------|-----------|----------|--------------------|------------|------------|------------|
| YEAR | G | MIN | FGM-FGA | PCT | FTM-FTA | PCT | OFF | DEF | REB | AST | PF-DQ | STL | TO | BLK | PTS | PPG | RPG | APG |
| 07-08 | 35 | 320 | 44-125 | .352 | 20-31 | .645 | 21 | 45 | 66 | 7 | 30-0 | 6 | 17 | 5 | 125 | 3.6 | 1.9 | 0.2 |
| 08-09 | 32 | 277 | 39-101 | .386 | 24-29 | .828 | 35 | 41 | 76 | 2 | 34-0 | 6 | 10 | 3 | 116 | 3.6 | 2.4 | 0.1 |
| TOT. | 67 | 597 | 83-226 | .367 | 44-60 | .733 | 56 | 86 | 142 | 9 | 64-0 | 12 | 27 | 8 | 241 | 3.6 | 2.1 | 0.1 |
| Three-point field goals: 07-08, 17-60 (.283). 08-09, 14-43 (.326). TOT. 31-103 (.301). | | | | | | | | | | | | | | | | | | |
| Playoffs | | | | | | | | | | | | | | | | | | |
| 07-08 | 3 | 8 | 0-1 | .000 | 2-2 | 1.000 | 0 | 1 | 1 | 0 | 0-0 | 1 | 0 | 1 | 2 | 0.7 | 0.3 | 0.0 |
| Three-point field goals: 07-08, 0-0 (---). | | | | | | | | | | | | | | | | | | |

| ANTHONY PEELER #8 | | | | MISSOURI | | | | HEIGHT: 6-4 | | | | WEIGHT: 208 | | | BORN: NOV. 25, 1969 | | | |
|---|----|-----|---------|----------|---------|-------|-----|-------------|-----|-----|-------|-------------|----|-----|---------------------|-----|-----|-----|
| YEAR | G | MIN | FGM-FGA | PCT | FTM-FTA | PCT | OFF | DEF | REB | AST | PF-DQ | STL | TO | BLK | PTS | PPG | RPG | APG |
| 04-05 | 40 | 529 | 56-150 | .373 | 16-18 | .889 | 14 | 51 | 65 | 57 | 39-0 | 18 | 28 | 2 | 153 | 3.8 | 1.6 | 1.4 |
| Three point field goals: 04-05, 25-65 (.385). | | | | | | | | | | | | | | | | | | |
| Playoffs | | | | | | | | | | | | | | | | | | |
| 04-05 | 7 | 43 | 1-9 | .111 | 2-2 | 1.000 | 0 | 7 | 7 | 3 | 4-0 | 1 | 3 | 0 | 4 | 0.6 | 1.0 | 0.4 |
| Three-point field goals: 04-05, 0-3 (.000). | | | | | | | | | | | | | | | | | | |



ALL-TIME ROSTER

| MIKE PELOWSKI #44 | | | | | MICHIGAN STATE | | | | | HEIGHT: 6-10 | | | | | WEIGHT: 270 | | | | | BORN: OCT. 15, 1970 | | | | |
|-------------------|---|-----|---------|------|----------------|------|-----|-----|-----|--------------|-------|-----|-----|-----|-------------|-----|-----|-----|--|---------------------|--|--|--|--|
| YEAR | G | MIN | FGM-FGA | PCT | FTM-FTA | PCT | OFF | DEF | REB | AST | PF-DQ | STL | TO | BLK | PTS | PPG | RPG | APG | | | | | | |
| 95-96 | 2 | 5 | 0-0 | .000 | 0-0 | .000 | 0 | 0 | 0 | 0.0 | 0 | 0.0 | 4-0 | 0 | 0 | 0 | 0 | 0.0 | | | | | | |

| MEL PETERSON #16 | | | | | WHEATON | | | | | HEIGHT: 6-4 | | | | | WEIGHT: 185 | | | | | BORN: MAR. 23, 1938 | | | | |
|------------------|---|-----|---------|-------|---------|------|-----|-----|-----|-------------|-------|-----|----|-----|-------------|-----|-----|-----|--|---------------------|--|--|--|--|
| YEAR | G | MIN | FGM-FGA | PCT | FTM-FTA | PCT | OFF | DEF | REB | AST | PF-DQ | STL | TO | BLK | PTS | PPG | RPG | APG | | | | | | |
| 63-64 | 2 | 3 | 1-1 | 1.000 | 0-0 | .000 | | | 0 | 1 | 0-0 | 2-0 | | 0 | 2 | 1.0 | 0.5 | 0.0 | | | | | | |

| ROGER PHEGLEY #22 | | | | | BRADLEY | | | | | HEIGHT: 6-6 | | | | | WEIGHT: 205 | | | | | BORN: OCT. 16, 1956 | | | | |
|-------------------|-----------|-------------|----------------|-------------|----------------|-------------|-----------|-----------|------------|-------------|--------------|-----------|-----------|----------|-------------|------------|------------|------------|--|---------------------|--|--|--|--|
| YEAR | G | MIN | FGM-FGA | PCT | FTM-FTA | PCT | OFF | DEF | REB | AST | PF-DQ | STL | TO | BLK | PTS | PPG | RPG | APG | | | | | | |
| 78-79 | 29 | 153 | 28-78 | .359 | 24-29 | .828 | 5 | 17 | 22 | 15 | 21-0 | 5 | 17 | 2 | 80 | 2.9 | 0.8 | 0.5 | | | | | | |
| 79-80 | 50 | 971 | 224-473 | .474 | 104-120 | .867 | 49 | 66 | 115 | 70 | 106-1 | 19 | 70 | 3 | 554 | 11.1 | 2.3 | 1.4 | | | | | | |
| TOT. | 79 | 1124 | 254-551 | .461 | 128-149 | .859 | 54 | 83 | 137 | 85 | 127-1 | 24 | 87 | 5 | 634 | 8.0 | 1.7 | 1.1 | | | | | | |

| DAVE PIONTEK #33 | | | | | XAVIER-OHIO | | | | | HEIGHT: 6-6 | | | | | WEIGHT: 230 | | | | | BORN: AUG. 27, 1934 | | | | |
|------------------|----|-----|---------|------|-------------|------|-----|-----|-----|-------------|-------|-----|----|-----|-------------|-----|-----|-----|--|---------------------|--|--|--|--|
| YEAR | G | MIN | FGM-FGA | PCT | FTM-FTA | PCT | OFF | DEF | REB | AST | PF-DQ | STL | TO | BLK | PTS | PPG | RPG | APG | | | | | | |
| 61-62 | 45 | 634 | 83-225 | .369 | 39-59 | .661 | | | 155 | 31 | 89-1 | | | | 205 | 4.6 | 3.4 | 0.7 | | | | | | |

| KEVIN PORTER #1, #10 | | | | | ST. FRANCIS-PA | | | | | HEIGHT: 6-0 | | | | | WEIGHT: 175 | | | | | BORN: APR. 17, 1950 | | | | |
|----------------------|------------|--------------|------------------|-------------|----------------|-------------|-----|-----|------------|-------------|----------------|------------|-----------|-------------|-------------|------------|------------|-----|--|---------------------|--|--|--|--|
| YEAR | G | MIN | FGM-FGA | PCT | FTM-FTA | PCT | OFF | DEF | REB | AST | PF-DQ | STL | TO | BLK | PTS | PPG | RPG | APG | | | | | | |
| 72-73 | 71 | 1217 | 205-451 | .455 | 62-101 | .614 | | | 72 | 237 | 206-5 | | | | 472 | 6.6 | 1.0 | 3.3 | | | | | | |
| 73-74 | 81 | 2339 | 477-997 | .478 | 180-249 | .723 | 79 | 100 | 179 | 469 | 310-14 | 95 | | 9 | 1134 | 14.0 | 2.2 | 5.8 | | | | | | |
| 74-75 | 81 | 2589 | 406-827 | .491 | 131-186 | .704 | 55 | 97 | 152 | 650 | 320-12 | 152 | | 11 | 953 | 11.6 | 1.9 | 8.0 | | | | | | |
| 79-80 | 70 | 1494 | 131-438 | .459 | 110-137 | .803 | 25 | 57 | 82 | 457 | 180-1 | 59 | | 11 | 512 | 7.3 | 1.2 | 6.5 | | | | | | |
| 80-81 | 81 | 2577 | 446-859 | .519 | 191-247 | .773 | 35 | 89 | 124 | 734 | 257-4 | 110 | 251 | 10 | 1086 | 13.4 | 1.5 | 9.1 | | | | | | |
| 82-83 | 11 | 210 | 21-40 | .525 | 5-6 | .833 | 2 | 3 | 5 | 46 | 30-0 | 10 | 21 | 0 | 47 | 4.3 | 0.5 | 4.2 | | | | | | |
| TOT. | 395 | 10426 | 1756-3612 | .486 | 679-926 | .744 | | | 614 | 2593 | 1303-36 | 272 | 41 | 4204 | 10.6 | 1.6 | 6.6 | | | | | | | |

| Playoffs | | | | | | | | | | | | | | | | | | |
|-------------|-----------|------------|----------------|-------------|--------------|-------------|-----|-----|-----------|------------|--------------|-----|----|-----|------------|-------------|------------|------------|
| YEAR | G | MIN | FGM-FGA | PCT | FTM-FTA | PCT | OFF | DEF | REB | AST | PF-DQ | STL | TO | BLK | PTS | PPG | RPG | APG |
| 72-73 | 4 | 41 | 6-12 | .500 | 0-0 | .000 | | | 2 | 9 | 11-0 | | | | 12 | 3.0 | 0.5 | 2.3 |
| 73-74 | 7 | 195 | 33-85 | .388 | 9-14 | .643 | 10 | 7 | 17 | 32 | 30-2 | | | | 75 | 10.7 | 2.4 | 4.6 |
| 74-75 | 17 | 625 | 99-197 | .503 | 46-69 | .667 | 13 | 28 | 41 | 124 | 73-3 | 21 | | | 244 | 14.4 | 2.4 | 7.3 |
| 79-80 | 2 | 49 | 7-16 | .438 | 2-5 | .400 | 2 | 0 | 2 | 9 | 7-0 | 3 | | | 16 | 8.0 | 1.0 | 4.5 |
| TOT. | 30 | 910 | 145-310 | .468 | 57-88 | .648 | | | 62 | 174 | 121-5 | | | | 347 | 11.6 | 2.1 | 5.8 |

| DOMINIC PRESSLEY #3 | | | | | BOSTON COLLEGE | | | | | HEIGHT: 6-3 | | | | | WEIGHT: 170 | | | | | BORN: MAY 30, 1964 | | | | |
|---------------------|----|-----|---------|------|----------------|------|-----|-----|-----|-------------|-------|-----|----|-----|-------------|-----|-----|-----|--|--------------------|--|--|--|--|
| YEAR | G | MIN | FGM-FGA | PCT | FTM-FTA | PCT | OFF | DEF | REB | AST | PF-DQ | STL | TO | BLK | PTS | PPG | RPG | APG | | | | | | |
| 88-89 | 10 | 107 | 8-25 | .320 | 5-9 | .556 | 3 | 11 | 14 | 22 | 9-0 | 4 | 11 | 0 | 21 | 2.1 | 1.4 | 2.2 | | | | | | |

| BRENT PRICE #20 | | | | | OKLAHOMA | | | | | HEIGHT: 6-1 | | | | | WEIGHT: 185 | | | | | BORN: DEC. 9, 1968 | | | | |
|---|----------------------|-------------|-----------------|-------------|----------------|-------------|-----------|------------|------------|-------------|--------------|------------|------------|----------|-------------|------------|------------|------------|--|--------------------|--|--|--|--|
| YEAR | G | MIN | FGM-FGA | PCT | FTM-FTA | PCT | OFF | DEF | REB | AST | PF-DQ | STL | TO | BLK | PTS | PPG | RPG | APG | | | | | | |
| 92-93 | 68 | 859 | 100-279 | .358 | 54-68 | .794 | 28 | 75 | 103 | 154 | 90-0 | 56 | 85 | 3 | 262 | 3.9 | 1.5 | 2.3 | | | | | | |
| 93-94 | 65 | 1035 | 141-326 | .433 | 68-87 | .782 | 31 | 59 | 90 | 213 | 114-1 | 55 | 119 | 2 | 400 | 6.2 | 1.4 | 3.3 | | | | | | |
| 94-95 | Injured-Did Not Play | | | | | | | | | | | | | | | | | | | | | | | |
| 95-96 | 81 | 2042 | 252-534 | .472 | 167-191 | .874 | 38 | 190 | 228 | 416 | 184-3 | 78 | 153 | 4 | 810 | 10.0 | 2.8 | 5.1 | | | | | | |
| TOT. | 214 | 3936 | 493-1139 | .433 | 289-346 | .835 | 97 | 324 | 421 | 783 | 388-4 | 189 | 357 | 9 | 1472 | 6.9 | 2.0 | 3.7 | | | | | | |
| Three-point field goals: 92-93, 8-48 (167) 93-94, 50-150 (.333) 94-95, 139-301 (462) TOT.: 197-499 (.395) | | | | | | | | | | | | | | | | | | | | | | | | |

| MARK PRICE #15 | | | | | GEORGIA TECH | | | | | HEIGHT: 6-0 | | | | | WEIGHT: 180 | | | | | BORN: FEB. 15, 1964 | | | | |
|---|---|-----|---------|------|--------------|-------|-----|-----|-----|-------------|-------|-----|----|-----|-------------|-----|-----|-----|--|---------------------|--|--|--|--|
| YEAR | G | MIN | FGM-FGA | PCT | FTM-FTA | PCT | OFF | DEF | REB | AST | PF-DQ | STL | TO | BLK | PTS | PPG | RPG | APG | | | | | | |
| 95-96 | 7 | 127 | 18-60 | .300 | 10-10 | 1.000 | 1 | 6 | 7 | 18 | 7-0 | 6 | 10 | 0 | 56 | 8.0 | 1.0 | 2.6 | | | | | | |
| Three-point field goals: 95-96, 10-30 (.300). | | | | | | | | | | | | | | | | | | | | | | | | |

| KEVIN PRITCHARD #12 | | | | | KANSAS | | | | | HEIGHT: 6-3 | | | | | WEIGHT: 270 | | | | | BORN: OCT. 15, 1970 | | | | |
|---|---|-----|---------|------|---------|------|-----|-----|-----|-------------|-------|-----|----|-----|-------------|-----|-----|-----|--|---------------------|--|--|--|--|
| YEAR | G | MIN | FGM-FGA | PCT | FTM-FTA | PCT | OFF | DEF | REB | AST | PF-DQ | STL | TO | BLK | PTS | PPG | RPG | APG | | | | | | |
| 95-96 | 2 | 22 | 2-3 | .667 | 2-3 | .667 | 0 | 2 | 2 | 7 | 3-0 | 2 | 0 | 0 | 7 | 3.5 | 1.0 | 3.5 | | | | | | |
| Three point field goals: TOT. 2-3 (.667). | | | | | | | | | | | | | | | | | | | | | | | | |

| LARON PROFIT #3, #7 | | | | | MARYLAND | | | | | HEIGHT: 6-4 | | | | | WEIGHT: 204 | | | | | BORN: AUG. 5, 1977 | | | | |
|--|------------|-------------|----------------|-------------|--------------|-------------|-----------|------------|------------|-------------|--------------|-----------|-----------|-----------|-------------|------------|------------|------------|--|--------------------|--|--|--|--|
| YEAR | G | MIN | FGM-FGA | PCT | FTM-FTA | PCT | OFF | DEF | REB | AST | PF-DQ | STL | TO | BLK | PTS | PPG | RPG | APG | | | | | | |
| 99-00 | 33 | 225 | 21-59 | .356 | 4-10 | .400 | 2 | 24 | 26 | 25 | 26-0 | 7 | 19 | 4 | 49 | 1.5 | 0.8 | 0.8 | | | | | | |
| 00-01 | 35 | 605 | 56-142 | .394 | 33-45 | .733 | 18 | 46 | 64 | 89 | 43-0 | 36 | 46 | 11 | 152 | 4.3 | 1.8 | 2.5 | | | | | | |
| 04-05 | 42 | 428 | 56-128 | .438 | 16-25 | .640 | 24 | 52 | 76 | 37 | 44-0 | 16 | 27 | 5 | 136 | 3.2 | 1.8 | 0.9 | | | | | | |
| TOT. | 110 | 1258 | 133-329 | .404 | 53-80 | .663 | 44 | 122 | 166 | 151 | 113-0 | 59 | 92 | 20 | 337 | 3.1 | 1.5 | 1.4 | | | | | | |
| Three-point field goals: 99-00, 3-17 (.176); 00-01, 7-26 (.269). 04-05, 8-28 (.286). TOT.: 18-71 (.254). | | | | | | | | | | | | | | | | | | | | | | | | |

| Playoffs | | | | | | | | | | | | | | | | | | |
|---|---|-----|---------|------|---------|------|-----|-----|-----|-----|-------|-----|----|-----|-----|-----|-----|-----|
| YEAR | G | MIN | FGM-FGA | PCT | FTM-FTA | PCT | OFF | DEF | REB | AST | PF-DQ | STL | TO | BLK | PTS | PPG | RPG | APG |
| 04-05 | 3 | 5 | 0-2 | .000 | 0-0 | .000 | 0 | 1 | 1 | 1 | 0-0 | 0 | 0 | 0 | 0 | 0 | 0 | 0.3 |
| Three-point field goals: 04-05, 0-0 (.000). | | | | | | | | | | | | | | | | | | |



ALL-TIME ROSTER

| BOB QUICK #15 | | | | XAVIER-OHIO | | | | HEIGHT: 6-5 | | | WEIGHT: 215 | | | BORN: MAR. 5, 1946 | | | | |
|-----------------|-----------|------------|---------------|-------------|--------------|-------------|-----|-------------|-----------|-----------|-------------|-----|----|--------------------|------------|------------|------------|------------|
| YEAR | G | MIN | FGM-FGA | PCT | FTM-FTA | PCT | OFF | DEF | REB | AST | PF-DQ | STL | TO | BLK | PTS | PPG | RPG | APG |
| 68-69 | 28 | 154 | 30-73 | .411 | 27-44 | .614 | | | 25 | 12 | 14-0 | | | | 87 | 3.1 | 0.9 | 0.4 |
| 69-70 | 15 | 67 | 14-28 | .500 | 12-18 | .667 | | | 12 | 3 | 9-0 | | | | 40 | 2.7 | 0.8 | 0.2 |
| TOT. | 43 | 221 | 44-101 | .435 | 39-62 | .629 | | | 37 | 15 | 23-0 | | | | 127 | 2.9 | 0.9 | 0.3 |
| Playoffs | | | | | | | | | | | | | | | | | | |
| 68-69 | 2 | | 2-3 | .667 | 0-2 | .000 | | | 1 | | | | | | 4 | 2.0 | 0.5 | 0.0 |

| PETER JOHN RAMOS #34 | | | | PUERTO RICO | | | | HEIGHT: 7-3 | | | WEIGHT: 290 | | | BORN: MAY 23, 1985 | | | | | |
|--|----------|-----------|-------------|-------------|------------|-------------|----------|-------------|----------|----------|-------------|----------|----------|--------------------|-----------|------------|-----------|-----------|--|
| YEAR | G | MIN | FGM-FGA | PCT | FTM-FTA | PCT | OFF | DEF | REB | AST | PF-DQ | STL | TO | BLK | PTS | PPG | RPG | APG | |
| 04-05 | 6 | 20 | 5-10 | .500 | 1-2 | .500 | 1 | 3 | 4 | 0 | 4-0 | 0 | 3 | 1 | 11 | 1.8 | 0.7 | 0.0 | |
| 05-06 | 0 | 0 | 0-0 | — | 0-0 | — | 0 | 0 | 0 | 0 | 0-0 | 0 | 0 | 0 | — | — | — | — | |
| TOT. | 6 | 20 | 5-10 | .500 | 1-2 | .500 | 1 | 3 | 4 | 0 | 4-0 | 0 | 3 | 1 | 11 | 1.8 | .7 | .0 | |
| Three-point field goals: 04-05, 0-0 (.000) | | | | | | | | | | | | | | | | | | | |

| DON REID #50 | | | | GEORGETOWN | | | | HEIGHT: 6-8 | | | WEIGHT: 218 | | | BORN: DEC. 30, 1973 | | | | |
|--------------|----|-----|---------|------------|---------|------|-----|-------------|-----|-----|-------------|-----|----|---------------------|-----|-----|-----|-----|
| YEAR | G | MIN | FGM-FGA | PCT | FTM-FTA | PCT | OFF | DEF | REB | AST | PF-DQ | STL | TO | BLK | PTS | PPG | RPG | APG |
| 99-00 | 17 | 333 | 44-78 | .564 | 21-28 | .750 | 26 | 51 | 77 | 10 | 73-4 | 19 | 12 | 19 | 109 | 6.4 | 4.5 | 0.6 |

| MITCH RICHMOND#2 | | | | KANSAS STATE | | | | HEIGHT: 6-5 | | | WEIGHT: 220 | | | BORN: JUN. 30, 1965 | | | | | |
|--|------------|-------------|-----------------|--------------|----------------|-------------|-----------|-------------|------------|------------|--------------|------------|------------|---------------------|-------------|-------------|------------|------------|--|
| YEAR | G | MIN | FGM-FGA | PCT | FTM-FTA | PCT | OFF | DEF | REB | AST | PF-DQ | STL | TO | BLK | PTS | PPG | RPG | APG | |
| 98-99 | 50 | 1912 | 331-803 | .412 | 251-293 | .857 | 30 | 142 | 172 | 122 | 121-1 | 64 | 136 | 10 | 983 | 19.7 | 3.4 | 2.4 | |
| 99-00 | 74 | 2397 | 447-1049 | .426 | 298-340 | .876 | 37 | 176 | 213 | 185 | 191-2 | 110 | 154 | 13 | 1285 | 17.4 | 4.1 | 2.5 | |
| 00-01 | 37 | 1216 | 205-504 | .406 | 143-160 | .894 | 15 | 94 | 109 | 111 | 86-0 | 43 | 84 | 7 | 598 | 16.2 | 2.9 | 3.0 | |
| TOT. | 161 | 5525 | 983-2356 | .417 | 692-793 | .873 | 82 | 412 | 494 | 318 | 396-3 | 217 | 374 | 30 | 2866 | 17.8 | 3.1 | 2.0 | |
| Three-point field goals: 98-99, 70-221 (.317). 99-00, 93-241 (.386); 00-01, 45-133 (.407). TOT.: 163-1629 (.417) | | | | | | | | | | | | | | | | | | | |

| RICH RINALDI #33 | | | | ST. PETER'S | | | | HEIGHT: 6-3 | | | WEIGHT: 195 | | | BORN: AUG. 3, 1949 | | | | |
|------------------|-----------|------------|----------------|-------------|--------------|-------------|----------|-------------|-----------|-----------|-------------|----------|----------|--------------------|------------|------------|------------|------------|
| YEAR | G | MIN | FGM-FGA | PCT | FTM-FTA | PCT | OFF | DEF | REB | AST | PF-DQ | STL | TO | BLK | PTS | PPG | RPG | APG |
| 71-72 | 39 | 159 | 42-104 | .404 | 20-30 | .667 | | | 18 | 15 | 25-0 | | | | 104 | 2.7 | 0.5 | 0.4 |
| 72-73 | 33 | 646 | 116-284 | .408 | 48-64 | .750 | | | 68 | 48 | 40-0 | | | | 280 | 8.5 | 2.1 | 1.5 |
| 73-74 | 7 | 48 | 3-22 | .136 | 3-4 | .750 | 2 | 5 | 7 | 10 | 7-0 | 3 | 1 | 1 | 9 | 1.3 | 1.0 | 1.4 |
| TOT. | 79 | 853 | 161-410 | .393 | 71-98 | .724 | 2 | 5 | 93 | 73 | 72-0 | 3 | 1 | 1 | 393 | 5.0 | 1.2 | 0.9 |
| Playoffs | | | | | | | | | | | | | | | | | | |
| 71-72 | 3 | 6 | 1-2 | .500 | 0-0 | .000 | | | 0 | 1 | 3-0 | | | | 2 | 0.7 | 0.0 | 0.3 |

| MIKE RIORDAN #6 | | | | PROVIDENCE | | | | HEIGHT: 6-4 | | | WEIGHT: 210 | | | BORN: JUL. 9, 1945 | | | | |
|-----------------|------------|--------------|------------------|-------------|----------------|-------------|------------|-------------|-------------|-------------|---------------|-----------|----------|--------------------|-------------|-------------|------------|------------|
| YEAR | G | MIN | FGM-FGA | PCT | FTM-FTA | PCT | OFF | DEF | REB | AST | PF-DQ | STL | TO | BLK | PTS | PPG | RPG | APG |
| 71-72 | 54 | 1344 | 229-488 | .469 | 84-123 | .683 | | | 127 | 124 | 127-0 | | | | 542 | 10.0 | 2.4 | 2.3 |
| 72-73 | 82 | 3486 | 652-1278 | .510 | 179-218 | .821 | | | 404 | 428 | 216-0 | | | | 1483 | 18.1 | 4.9 | 5.2 |
| 73-74 | 81 | 3220 | 577-1223 | .472 | 136-174 | .782 | 120 | 260 | 380 | 264 | 237-2 | 102 | 14 | 14 | 1290 | 15.9 | 4.7 | 3.3 |
| 74-75 | 74 | 2191 | 520-1057 | .492 | 98-117 | .838 | 90 | 194 | 284 | 198 | 238-4 | 72 | 6 | 1138 | 15.4 | 3.8 | 2.7 | |
| 75-76 | 78 | 1943 | 291-662 | .440 | 71-96 | .740 | 44 | 143 | 187 | 122 | 201-2 | 54 | 13 | 653 | 8.4 | 2.4 | 1.6 | |
| 76-77 | 49 | 289 | 34-94 | .362 | 11-15 | .733 | 7 | 20 | 27 | 20 | 33-0 | 3 | 2 | 79 | 1.6 | 0.6 | 0.4 | |
| TOT. | 418 | 12543 | 2303-4802 | .480 | 579-743 | .779 | 209 | 1154 | 1409 | 1154 | 1052-8 | | | | 5185 | 12.4 | 3.4 | 2.8 |
| Playoffs | | | | | | | | | | | | | | | | | | |
| 71-72 | 6 | 161 | 33-57 | .579 | 17-21 | .810 | | | 15 | 11 | 18-0 | | | | 83 | 13.8 | 2.5 | 1.8 |
| 72-73 | 5 | 231 | 28-62 | .452 | 19-24 | .792 | | | 18 | 15 | 16-0 | | | | 75 | 15.0 | 3.6 | 3.0 |
| 73-74 | 7 | 267 | 36-87 | .414 | 14-16 | .875 | 7 | 17 | 24 | 17 | 28-0 | 4 | 2 | 86 | 12.3 | 3.4 | 2.7 | |
| 74-75 | 17 | 378 | 60-151 | .397 | 14-18 | .778 | 12 | 29 | 41 | 27 | 49-1 | 16 | 2 | 134 | 7.9 | 2.4 | 1.6 | |
| 75-76 | 6 | 31 | 3-8 | .375 | 0-0 | .000 | 1 | 5 | 6 | 1 | 5-0 | 0 | 0 | 6 | 1.0 | 1.0 | 0.2 | |
| 76-77 | 2 | 8 | 0-2 | .000 | 0-0 | .000 | 0 | 2 | 2 | 1 | 1-0 | 0 | 0 | 0 | 0.0 | 1.0 | 0.5 | |
| TOT. | 43 | 1076 | 160-367 | .435 | 62-79 | .785 | 20 | 53 | 106 | 72 | 117-1 | 20 | 4 | 384 | 8.9 | 2.5 | 1.7 | |

| ANTHONY ROBERTS #20 | | | | ORAL ROBERTS | | | | HEIGHT: 6-5 | | | WEIGHT: 185 | | | BORN: APR. 15, 1955 | | | | |
|---------------------|----|-----|---------|--------------|---------|------|-----|-------------|-----|-----|-------------|-----|----|---------------------|-----|-----|-----|-----|
| YEAR | G | MIN | FGM-FGA | PCT | FTM-FTA | PCT | OFF | DEF | REB | AST | PF-DQ | STL | TO | BLK | PTS | PPG | RPG | APG |
| 80-81 | 26 | 350 | 54-144 | .375 | 19-29 | .655 | 18 | 50 | 68 | 20 | 52-0 | 11 | 28 | 0 | 127 | 4.9 | 2.6 | 0.8 |

| CLIFF ROBINSON #4 | | | | USC | | | | HEIGHT: 6-9 | | | WEIGHT: 230 | | | BORN: MAR. 13, 1960 | | | | |
|-------------------|------------|-------------|------------------|-------------|----------------|-------------|------------|-------------|-------------|------------|--------------|------------|------------|---------------------|-------------|-------------|------------|------------|
| YEAR | G | MIN | FGM-FGA | PCT | FTM-FTA | PCT | OFF | DEF | REB | AST | PF-DQ | STL | TO | BLK | PTS | PPG | RPG | APG |
| 84-85 | 60 | 1870 | 422-896 | .471 | 158-213 | .742 | 141 | 405 | 546 | 149 | 187-4 | 51 | 161 | 47 | 1003 | 16.8 | 9.1 | 2.5 |
| 85-86 | 78 | 2563 | 595-1255 | .474 | 269-353 | .762 | 180 | 500 | 680 | 186 | 217-2 | 98 | 206 | 44 | 1460 | 18.7 | 8.7 | 2.4 |
| TOT. | 138 | 4433 | 1017-2151 | .496 | 427-566 | .754 | 321 | 905 | 1226 | 335 | 404-6 | 149 | 367 | 91 | 2463 | 17.8 | 8.9 | 2.4 |
| Playoffs | | | | | | | | | | | | | | | | | | |
| 84-85 | 4 | 123 | 25-56 | .446 | 9-12 | .750 | 12 | 18 | 30 | 4 | 14-0 | 4 | 3 | 2 | 59 | 14.8 | 7.5 | 1.0 |
| 85-86 | 5 | 177 | 46-93 | .495 | 15-31 | .484 | 17 | 26 | 43 | 17 | 19-1 | 10 | 3 | 3 | 107 | 21.4 | 8.6 | 3.4 |
| TOT. | 9 | 300 | 71-149 | .477 | 24-43 | .558 | 29 | 44 | 73 | 21 | 33-1 | 14 | 5 | 166 | 18.4 | 8.1 | 2.3 | |



ALL-TIME ROSTER

| FLYNN ROBINSON #20 | | | | WYOMING | | | | HEIGHT: 6-1 | | | | WEIGHT: 190 | | | BORN: APR. 28, 1941 | | | |
|--------------------|----|-----|---------|---------|---------|------|-----|-------------|-----|-----|-------|-------------|----|-----|---------------------|-----|-----|-----|
| YEAR | G | MIN | FGM-FGA | PCT | FTM-FTA | PCT | OFF | DEF | REB | AST | PF-DQ | STL | TO | BLK | PTS | PPG | RPG | APG |
| 72-73 | 38 | 583 | 119-260 | .458 | 26-31 | .839 | | | 55 | 77 | 60-0 | | | | 264 | 6.9 | 1.4 | 2.0 |
| Playoffs | | | | | | | | | | | | | | | | | | |
| 72-73 | 1 | 2 | 2-3 | .667 | 0-0 | .000 | | | 1 | 0 | 0-0 | | | | 4 | 4.0 | 1.0 | 0.0 |

| LARRY ROBINSON #2 | | | | CENTENARY | | | | HEIGHT: 6-5 | | | | WEIGHT: 185 | | | BORN: JAN. 11, 1968 | | | |
|-------------------|-----------|------------|---------------|-------------|--------------|-------------|-----------|-------------|-----------|-----------|-------------|-------------|-----------|----------|---------------------|------------|------------|------------|
| YEAR | G | MIN | FGM-FGA | PCT | FTM-FTA | PCT | OFF | DEF | REB | AST | PF-DQ | STL | TO | BLK | PTS | PPG | RPG | APG |
| 90-91 | 12 | 255 | 38-91 | .418 | 7-12 | .583 | 14 | 14 | 28 | 24 | 26-0 | 7 | 11 | 0 | 83 | 6.9 | 2.3 | 2.0 |
| 92-93 | 4 | 33 | 6-16 | .375 | 3-5 | .600 | 1 | 2 | 3 | 3 | 0-0 | 1 | 1 | 1 | 15 | 3.8 | 0.8 | 0.8 |
| TOT. | 16 | 288 | 44-107 | .411 | 10-17 | .588 | 15 | 16 | 31 | 27 | 26-0 | 8 | 12 | 1 | 98 | 6.1 | 1.9 | 1.7 |

| LEONARD ROBINSON #33 | | | | TENNESSEE STATE | | | | HEIGHT: 6-7 | | | | WEIGHT: 225 | | | BORN: OCT. 4, 1951 | | | |
|----------------------|------------|-------------|-----------------|-----------------|----------------|-------------|------------|-------------|-------------|------------|--------------|-------------|------------|-------------|--------------------|------------|------------|-----|
| YEAR | G | MIN | FGM-FGA | PCT | FTM-FTA | PCT | OFF | DEF | REB | AST | PF-DQ | STL | TO | BLK | PTS | PPG | RPG | APG |
| 74-75 | 76 | 995 | 191-393 | .486 | 60-115 | .522 | 94 | 207 | 301 | 40 | 132-0 | 36 | 32 | 442 | 5.8 | 4.0 | 0.5 | |
| 75-76 | 82 | 2055 | 354-779 | .454 | 211-314 | .672 | 139 | 418 | 557 | 113 | 239-3 | 42 | 107 | 919 | 11.2 | 6.8 | 1.4 | |
| 76-77 | 41 | 1328 | 264-522 | .478 | 128-189 | .677 | 119 | 247 | 366 | 45 | 123-0 | 28 | 18 | 656 | 16.0 | 8.9 | 1.1 | |
| TOT. | 199 | 4378 | 809-1694 | .477 | 399-618 | .646 | 352 | 872 | 1224 | 198 | 494-3 | 106 | 157 | 2017 | 10.1 | 6.2 | 1.0 | |
| Playoffs | | | | | | | | | | | | | | | | | | |
| 74-75 | 17 | 130 | 14-42 | .333 | 7-14 | .500 | 11 | 29 | 40 | 6 | 21-0 | 6 | 10 | 35 | 2.1 | 2.4 | 0.4 | |
| 75-76 | 7 | 137 | 16-37 | .432 | 17-21 | .810 | 8 | 25 | 33 | 5 | 27-0 | 5 | 8 | 49 | 7.0 | 4.7 | 0.7 | |
| TOT. | 24 | 267 | 30-79 | .380 | 24-35 | .686 | 19 | 54 | 73 | 11 | 48-0 | 11 | 18 | 84 | 3.5 | 3.0 | 0.5 | |

| DOUG ROTH #13 | | | | TENNESSEE | | | | HEIGHT: 6-11 | | | | WEIGHT: 255 | | | BORN: AUG. 24, 1967 | | | |
|---------------|----|-----|---------|-----------|---------|------|-----|--------------|-----|-----|-------|-------------|----|-----|---------------------|-----|-----|-----|
| YEAR | G | MIN | FGM-FGA | PCT | FTM-FTA | PCT | OFF | DEF | REB | AST | PF-DQ | STL | TO | BLK | PTS | PPG | RPG | APG |
| 89-90 | 42 | 412 | 37-86 | .430 | 7-14 | .500 | 44 | 76 | 120 | 20 | 70-1 | 8 | 16 | 13 | 81 | 1.9 | 2.9 | 0.5 |

| DAN ROUNDFIELD #5 | | | | CENTRAL MICHIGAN | | | | HEIGHT: 6-8 | | | | WEIGHT: 215 | | | BORN: MAY 26, 1953 | | | |
|-------------------|------------|-------------|----------------|------------------|----------------|-------------|------------|-------------|------------|------------|--------------|-------------|------------|-----------|--------------------|-------------|------------|------------|
| YEAR | G | MIN | FGM-FGA | PCT | FTM-FTA | PCT | OFF | DEF | REB | AST | PF-DQ | STL | TO | BLK | PTS | PPG | RPG | APG |
| 85-86 | 79 | 2321 | 322-660 | .488 | 273-382 | .754 | 210 | 432 | 642 | 167 | 194-1 | 36 | 187 | 51 | 917 | 11.6 | 8.1 | 2.1 |
| 86-87 | 36 | 669 | 90-220 | .409 | 57-72 | .792 | 64 | 106 | 170 | 39 | 77-0 | 11 | 49 | 16 | 238 | 6.6 | 4.7 | 1.1 |
| TOT. | 115 | 2990 | 412-880 | .468 | 330-434 | .760 | 274 | 538 | 812 | 206 | 271-1 | 47 | 236 | 67 | 1155 | 10.0 | 7.1 | 1.8 |
| Playoffs | | | | | | | | | | | | | | | | | | |
| 85-86 | 5 | 177 | 28-53 | .528 | 14-17 | .824 | 14 | 32 | 46 | 10 | 17-0 | 2 | 13 | 4 | 70 | 14.0 | 9.2 | 2.0 |

| JEFF RULAND #43 | | | | LONA | | | | HEIGHT: 6-11 | | | | WEIGHT: 275 | | | BORN: DEC. 16, 1958 | | | |
|-----------------|------------|--------------|------------------|-------------|------------------|-------------|-------------|--------------|-------------|------------|----------------|-------------|-------------|------------|---------------------|-------------|-------------|------------|
| YEAR | G | MIN | FGM-FGA | PCT | FTM-FTA | PCT | OFF | DEF | REB | AST | PF-DQ | STL | TO | BLK | PTS | PPG | RPG | APG |
| 81-82 | 82 | 2214 | 420-749 | .561 | 342-455 | .752 | 253 | 509 | 762 | 134 | 319-7 | 44 | 237 | 58 | 1183 | 14.4 | 9.3 | 1.6 |
| 82-83 | 79 | 2862 | 580-1051 | .552 | 375-544 | .689 | 293 | 578 | 871 | 234 | 312-12 | 74 | 297 | 77 | 1536 | 19.4 | 11.0 | 3.0 |
| 83-84 | 75 | 3082 | 599-1035 | .579 | 466-636 | .733 | 265 | 657 | 922 | 296 | 285-8 | 88 | 342 | 72 | 1665 | 22.2 | 12.3 | 3.9 |
| 84-85 | 37 | 1436 | 250-439 | .569 | 200-292 | .685 | 127 | 283 | 410 | 162 | 128-2 | 31 | 179 | 27 | 700 | 18.9 | 11.1 | 4.4 |
| 85-86 | 30 | 1114 | 212-383 | .554 | 145-200 | .725 | 107 | 213 | 320 | 159 | 100-1 | 23 | 121 | 25 | 569 | 19.0 | 10.7 | 5.3 |
| TOT. | 303 | 10708 | 2061-3657 | .564 | 1528-2127 | .718 | 1045 | 2240 | 3285 | 985 | 1144-30 | 240 | 1176 | 259 | 5653 | 18.7 | 10.8 | 3.3 |
| Playoffs | | | | | | | | | | | | | | | | | | |
| 81-82 | 7 | 237 | 38-79 | .481 | 43-56 | .768 | 29 | 37 | 66 | 5 | 24-1 | 3 | 23 | 4 | 119 | 17.0 | 9.4 | 0.7 |
| 83-84 | 4 | 187 | 37-71 | .521 | 22-27 | .834 | 16 | 35 | 51 | 31 | 15-0 | 2 | 19 | 3 | 96 | 24.0 | 12.8 | 7.8 |
| 84-85 | 4 | 162 | 28-47 | .596 | 14-20 | .700 | 12 | 22 | 34 | 21 | 15-0 | 9 | 23 | 4 | 70 | 17.5 | 8.5 | 5.3 |
| TOT. | 15 | 586 | 103-197 | .523 | 79-103 | .767 | 57 | 94 | 151 | 57 | 54-1 | 14 | 65 | 11 | 285 | 19.0 | 10.1 | 3.8 |

| MICHAEL RUFFIN #51 | | | | TULSA | | | | HEIGHT: 6-8 | | | | WEIGHT: 248 | | | BORN: JAN. 21, 1977 | | | |
|---|------------|-------------|---------------|-------------|---------------|-------------|------------|-------------|------------|-----------|--------------|-------------|-----------|-----------|---------------------|------------|------------|------------|
| YEAR | G | MIN | FGM-FGA | PCT | FTM-FTA | PCT | OFF | DEF | REB | AST | PF-DQ | STL | TO | BLK | PTS | PPG | RPG | APG |
| 04-05 | 79 | 1262 | 41-99 | .414 | 29-67 | .433 | 157 | 175 | 332 | 64 | 193-4 | 43 | 44 | 41 | 111 | 1.4 | 4.2 | 0.8 |
| 05-06 | 76 | 1010 | 34-77 | .442 | 37-74 | .500 | 122 | 149 | 271 | 27 | 179-1 | 33 | 38 | 31 | 105 | 1.4 | 3.6 | 0.4 |
| 06-07 | 30 | 271 | 5-18 | .278 | 7-19 | .368 | 35 | 27 | 62 | 6 | 43-0 | 6 | 12 | 8 | 17 | 0.6 | 2.1 | 0.2 |
| TOT. | 185 | 2543 | 80-194 | .412 | 73-160 | .456 | 314 | 333 | 647 | 97 | 415-5 | 82 | 94 | 80 | 233 | 1.3 | 3.5 | 0.5 |
| Three-point field goals: 04-05, 0-1 (.000). 05-06, 0-2 (.000). 06-07, 0-0 (---). TOT. 0-3 (.000). | | | | | | | | | | | | | | | | | | |
| Playoffs | | | | | | | | | | | | | | | | | | |
| 04-05 | 9 | 156 | 7-10 | .700 | 9-16 | .563 | 15 | 22 | 37 | 9 | 33-2 | 3 | 4 | 3 | 23 | 2.6 | 4.1 | 1.0 |
| 05-06 | 6 | 70 | 1-2 | .500 | 0-2 | .000 | 6 | 10 | 16 | 4 | 10-0 | 1 | 2 | 2 | .3 | 2.7 | .7 | |
| 06-07 | 4 | 28 | 1-3 | .333 | 0-0 | --- | 5 | 4 | 9 | 0 | 2-0 | 3 | 0 | 0 | 2 | 0.5 | 2.3 | 0.0 |
| TOT. | 20 | 254 | 9-15 | .600 | 9-18 | .500 | 26 | 36 | 62 | 13 | 45-2 | 7 | 6 | 5 | 27 | 1.4 | 3.1 | 0.7 |
| Three-point field goals: 04-05, 0-0 (---). 05-06, 0-0 (---). 06-07, 0-1 (.000). TOT. 0-1 (.000). | | | | | | | | | | | | | | | | | | |

| BRYON RUSSELL #2 | | | | LONG BEACH STATE | | | | HEIGHT: 6-7 | | | | WEIGHT: 225 | | | BORN: DEC. 31, 1970 | | | |
|--|----|------|---------|------------------|---------|------|-----|-------------|-----|-----|-------|-------------|----|-----|---------------------|-----|-----|-----|
| YEAR | G | MIN | FGM-FGA | PCT | FTM-FTA | PCT | OFF | DEF | REB | AST | PF-DQ | STL | TO | BLK | PTS | PPG | RPG | APG |
| 02-03 | 70 | 1388 | 108-306 | .353 | 53-69 | .768 | 43 | 165 | 208 | 72 | 130-1 | 70 | 55 | 7 | 315 | 4.5 | 3.0 | 1.0 |
| Three point field goals: 02-03, 46-140 (.329). | | | | | | | | | | | | | | | | | | |



ALL-TIME ROSTER

| RALPH SAMPSON #50 | | | | VIRGINIA | | | | HEIGHT: 7-4 | | | | WEIGHT: 250 | | | BORN: JUL. 7, 1960 | | | |
|---------------------------------|----|-----|---------|----------|---------|------|-----|-------------|-----|-----|-------|-------------|----|-----|--------------------|-----|-----|-----|
| YEAR | G | MIN | FGM-FGA | PCT | FTM-FTA | PCT | OFF | DEF | REB | AST | PF-DQ | STL | TO | BLK | PTS | PPG | RPG | APG |
| 91-92 | 10 | 108 | 29-9 | .310 | 4-6 | .667 | 11 | 19 | 30 | 4 | 14-1 | 3 | 10 | 10 | 22 | 2.2 | 3.0 | 0.4 |
| 91-92 total: 91-92, 0-2 (.000). | | | | | | | | | | | | | | | | | | |

| WOODY SAULSBERRY #35 | | | | TEXAS SOUTHERN | | | | HEIGHT: 6-7 | | | | WEIGHT: 220 | | | BORN: JUL. 11, 1934 | | | |
|---------------------------------|-----|------|----------|----------------|---------|------|-----|-------------|-----|-----|-------|-------------|----|-----|---------------------|------|-----|-----|
| YEAR | G | MIN | FGM-FGA | PCT | FTM-FTA | PCT | OFF | DEF | REB | AST | PF-DQ | STL | TO | BLK | PTS | PPG | RPG | APG |
| 61-62 | 63 | 1765 | 298-869 | .343 | 79-123 | .642 | | | 536 | 90 | 177-5 | | | | 675 | 10.7 | 8.5 | 1.4 |
| 49 games-Chicago, 14-St. Louis) | | | | | | | | | | | | | | | | | | |
| 62-63 | 77 | 2034 | 366-966 | .379 | 107-163 | .656 | | | 447 | 78 | 230-4 | | | | 839 | 10.9 | 5.8 | 1.0 |
| 54 games-Chicago, 23-St. Louis) | | | | | | | | | | | | | | | | | | |
| TOT. | 140 | 3799 | 664-1835 | .362 | 186-286 | .650 | | | 983 | 168 | 407-9 | | | | 1514 | 10.8 | 7.0 | 1.2 |

| DEWAYNE SCALES #32 | | | | LOUISIANA STATE | | | | HEIGHT: 6-8 | | | | WEIGHT: 208 | | | BORN: DEC. 28, 1958 | | | |
|--------------------|---|-----|---------|-----------------|---------|------|-----|-------------|-----|-----|-------|-------------|----|-----|---------------------|-----|-----|------|
| YEAR | G | MIN | FGM-FGA | PCT | FTM-FTA | PCT | OFF | DEF | REB | AST | PF-DQ | STL | TO | BLK | PTS | PPG | RPG | APG |
| 83-84 | 2 | 13 | 3-5 | .600 | 0-2 | .000 | 0 | 3 | 3 | 0 | 1-0 | 1 | 2 | 0 | 6 | 3.0 | 1.5 | -0.0 |

| RAY SCOTT #31 | | | | PORTLAND | | | | HEIGHT: 6-9 | | | | WEIGHT: 215 | | | BORN: JUL. 12, 1938 | | | |
|---------------|-----|------|-----------|----------|----------|------|-----|-------------|------|-----|-------|-------------|----|-----|---------------------|------|------|-----|
| YEAR | G | MIN | FGM-FGA | PCT | FTM-FTA | PCT | OFF | DEF | REB | AST | PF-DQ | STL | TO | BLK | PTS | PPG | RPG | APG |
| 66-67 | 27 | 969 | 206-463 | .445 | 100-160 | .625 | | | 356 | 76 | 83-1 | | | | 512 | 19.0 | 13.2 | 2.8 |
| 67-68 | 81 | 2924 | 490-1189 | .412 | 348-447 | .779 | | | 1111 | 167 | 252-2 | | | | 1328 | 16.4 | 13.7 | 2.1 |
| 68-69 | 82 | 2168 | 386-929 | .416 | 195-257 | .759 | | | 722 | 133 | 212-1 | | | | 967 | 11.8 | 8.8 | 1.6 |
| 69-70 | 73 | 1393 | 257-605 | .425 | 139-173 | .803 | | | 457 | 114 | 147-0 | | | | 653 | 8.9 | 6.3 | 1.6 |
| TOT. | 263 | 7454 | 1339-3186 | .420 | 782-1037 | .750 | | | 2646 | 490 | 694-4 | | | | 3460 | 13.2 | 10.1 | 1.9 |

| RAY SCOTT #31 | | | | PORTLAND | | | | HEIGHT: 6-9 | | | | WEIGHT: 215 | | | BORN: JUL. 12, 1938 | | | |
|---------------|----|-----|---------|----------|---------|------|-----|-------------|-----|-----|-------|-------------|----|-----|---------------------|------|-----|-----|
| YEAR | G | MIN | FGM-FGA | PCT | FTM-FTA | PCT | OFF | DEF | REB | AST | PF-DQ | STL | TO | BLK | PTS | PPG | RPG | APG |
| 68-89 | 4 | | 52-137 | .442 | 7-8 | .875 | | | 32 | | | | | | 53 | 13.3 | 8.0 | - |
| 69-70 | 7 | | 11-34 | .324 | 10-14 | .714 | | | 21 | | | | | | 32 | 4.6 | 3.0 | - |
| TOT. | 11 | | 63-171 | .368 | 17-22 | .773 | | | 53 | | | | | | 85 | 7.7 | 4.8 | - |

| TOM SEWELL #32 | | | | LAMAR | | | | HEIGHT: 6-5 | | | | WEIGHT: 165 | | | BORN: MAR. 11, 1962 | | | |
|----------------|----|-----|---------|-------|---------|------|-----|-------------|-----|-----|-------|-------------|----|-----|---------------------|-----|-----|-----|
| YEAR | G | MIN | FGM-FGA | PCT | FTM-FTA | PCT | OFF | DEF | REB | AST | PF-DQ | STL | TO | BLK | PTS | PPG | RPG | APG |
| 84-85 | 21 | 87 | 9-36 | .250 | 2-4 | .500 | 2 | 2 | 4 | 6 | 13-0 | 3 | 7 | 1 | 20 | 1.0 | 0.2 | 0.3 |

| GOD SHAMMGOD #2 | | | | PROVIDENCE | | | | HEIGHT: 6-0 | | | | WEIGHT: 169 | | | BORN: APR. 29, 1976 | | | |
|-------------------------------------|----|-----|---------|------------|---------|------|-----|-------------|-----|-----|-------|-------------|----|-----|---------------------|-----|-----|-----|
| YEAR | G | MIN | FGM-FGA | PCT | FTM-FTA | PCT | OFF | DEF | REB | AST | PF-DQ | STL | TO | BLK | PTS | PPG | RPG | APG |
| 97-98 | 20 | 146 | 19-58 | .328 | 23-30 | .767 | 2 | 5 | 7 | 36 | 27-0 | 7 | 21 | 1 | 61 | 3.1 | 0.4 | 1.8 |
| Three-point field goals: 0-2 (.000) | | | | | | | | | | | | | | | | | | |

| GENE SHUE #12 | | | | MARYLAND | | | | HEIGHT: 6-2 | | | | WEIGHT: 175 | | | BORN: DEC. 16, 1931 | | | |
|---------------|----|-----|---------|----------|---------|------|-----|-------------|-----|-----|-------|-------------|----|-----|---------------------|-----|-----|-----|
| YEAR | G | MIN | FGM-FGA | PCT | FTM-FTA | PCT | OFF | DEF | REB | AST | PF-DQ | STL | TO | BLK | PTS | PPG | RPG | APG |
| 63-64 | 48 | 969 | 81-281 | .288 | 36-61 | .590 | | | 95 | 151 | 98-2 | | | | 198 | 4.1 | 2.0 | 3.1 |

| BOBBY SIMMONS #21 | | | | DEPAUL | | | | HEIGHT: 6-7 | | | | WEIGHT: 210 | | | BORN: JUN. 2, 1980 | | | |
|--|----|-----|---------|--------|---------|------|-----|-------------|-----|-----|-------|-------------|----|-----|--------------------|-----|-----|-----|
| YEAR | G | MIN | FGM-FGA | PCT | FTM-FTA | PCT | OFF | DEF | REB | AST | PF-DQ | STL | TO | BLK | PTS | PPG | RPG | APG |
| 01-02 | 30 | 343 | 43-95 | .453 | 22-30 | .733 | 25 | 27 | 52 | 17 | 31-1 | 13 | 14 | 5 | 112 | 3.7 | 1.7 | 0.6 |
| 02-03 | 36 | 378 | 44-112 | .393 | 32-35 | .914 | 33 | 44 | 77 | 20 | 57-0 | 10 | 8 | 3 | 120 | 3.3 | 2.1 | 0.6 |
| TOT. | 66 | 721 | 87-207 | .423 | 54-65 | .846 | 58 | 71 | 129 | 37 | 88-1 | 23 | 22 | 8 | 232 | 3.5 | 1.9 | 0.6 |
| Three-point field goals: 01-02, 4-14 (.286); 02-03, 0-5 (.000); TOT. 4-19 (.211) | | | | | | | | | | | | | | | | | | |

| SCOTT SKILES #4 | | | | MICHIGAN STATE | | | | HEIGHT: 6-1 | | | | WEIGHT: 180 | | | BORN: MAR. 5, 1964 | | | |
|--|----|------|---------|----------------|---------|------|-----|-------------|-----|-----|-------|-------------|-----|-----|--------------------|------|-----|-----|
| YEAR | G | MIN | FGM-FGA | PCT | FTM-FTA | PCT | OFF | DEF | REB | AST | PF-DQ | STL | TO | BLK | PTS | PPG | RPG | APG |
| 94-95 | 62 | 2077 | 265-583 | .455 | 179-202 | .886 | 26 | 133 | 159 | 452 | 135-2 | 70 | 172 | 6 | 805 | 13.0 | 2.3 | 6.1 |
| Three point field goals: 94-95, 96-228 (.421). | | | | | | | | | | | | | | | | | | |

| JEFF SLADE #34 | | | | KENYON | | | | HEIGHT: 6-6 | | | | WEIGHT: 220 | | | BORN: MAR. 1, 1941 | | | |
|----------------|---|-----|---------|--------|---------|------|-----|-------------|-----|-----|-------|-------------|----|-----|--------------------|-----|-----|-----|
| YEAR | G | MIN | FGM-FGA | PCT | FTM-FTA | PCT | OFF | DEF | REB | AST | PF-DQ | STL | TO | BLK | PTS | PPG | RPG | APG |
| 62-63 | 3 | 20 | 2-5 | .400 | 0-1 | .000 | | | 7 | 0 | 3-0 | | | | 4 | 1.3 | 2.3 | - |

| JERRY SLOAN #14 | | | | EVANSVILLE | | | | HEIGHT: 6-6 | | | | WEIGHT: 195 | | | BORN: MAR. 26, 1942 | | | |
|-----------------|----|-----|---------|------------|---------|------|-----|-------------|-----|-----|-------|-------------|----|-----|---------------------|-----|-----|-----|
| YEAR | G | MIN | FGM-FGA | PCT | FTM-FTA | PCT | OFF | DEF | REB | AST | PF-DQ | STL | TO | BLK | PTS | PPG | RPG | APG |
| 65-66 | 59 | 952 | 120-289 | .415 | 98-139 | .705 | | | 230 | 110 | 176-7 | | | | 338 | 5.7 | 3.9 | 1.9 |
| Playoffs | | | | | | | | | | | | | | | | | | |
| 65-66 | 2 | 34 | 5-12 | .417 | 3-4 | .750 | | | 16 | 6 | 6-1 | | | | 13 | 6.5 | 8.0 | 3.0 |

| CLINTON SMITH #4 | | | | CLEVELAND STATE | | | | HEIGHT: 6-7 | | | | WEIGHT: 211 | | | BORN: JAN. 19, 1964 | | | |
|------------------|---|-----|---------|-----------------|---------|------|-----|-------------|-----|-----|-------|-------------|----|-----|---------------------|-----|-----|-----|
| YEAR | G | MIN | FGM-FGA | PCT | FTM-FTA | PCT | OFF | DEF | REB | AST | PF-DQ | STL | TO | BLK | PTS | PPG | RPG | APG |
| 90-91 | 5 | 45 | 2-4 | .500 | 3-6 | .500 | 2 | 2 | 4 | 4 | 3-0 | 1 | 1 | 0 | 7 | 1.4 | 0.8 | 0.8 |



ALL-TIME ROSTER

| LABRADFORD SMITH #22 | | | | | LOUISVILLE | | | | | HEIGHT: 6-3 | | | WEIGHT: 200 | | | BORN: APR. 3, 1969 | | |
|----------------------|------------|-------------|----------------|-------------|----------------|-------------|-----------|------------|------------|-------------|--------------|------------|-------------|-----------|------------|--------------------|------------|------------|
| YEAR | G | MIN | FGM-FGA | PCT | FTM-FTA | PCT | OFF | DEF | REB | AST | PF-DQ | STL | TO | BLK | PTS | PPG | RPG | APG |
| 91-92 | 48 | 708 | 100-246 | .407 | 45-56 | .804 | 30 | 51 | 81 | 99 | 98-0 | 44 | 63 | 1 | 247 | 5.1 | 1.7 | 2.1 |
| 92-93 | 69 | 1546 | 261-570 | .458 | 109-127 | .858 | 26 | 80 | 106 | 186 | 178-2 | 58 | 103 | 9 | 639 | 9.3 | 2.2 | 4.7 |
| 93-94 | 7 | 48 | 8-18 | .444 | 15-20 | .750 | 5 | 3 | 8 | 5 | 8-0 | 3 | 1 | 1 | 31 | 4.4 | 1.1 | 0.7 |
| TOT. | 124 | 2302 | 369-834 | .442 | 169-203 | .833 | 61 | 134 | 195 | 290 | 284-2 | 105 | 167 | 11 | 917 | 7.4 | 1.6 | 2.3 |

Three-point field goals: 91-92, 2-21 (.095). 92-93, 8-23 (.348) TOT.: 10-44 (.227).

| MICHAEL SMITH #34 | | | | | PROVIDENCE | | | | | HEIGHT: 6-8 | | | WEIGHT: 240 | | | BORN: MAR. 28, 1972 | | |
|-------------------|------------|-------------|----------------|-------------|----------------|-------------|------------|------------|------------|-------------|--------------|-----------|-------------|-----------|------------|---------------------|------------|------------|
| YEAR | G | MIN | FGM-FGA | PCT | FTM-FTA | PCT | OFF | DEF | REB | AST | PF-DQ | STL | TO | BLK | PTS | PPG | RPG | APG |
| 99-00 | 46 | 1145 | 108-192 | .562 | 73-101 | .723 | 121 | 210 | 331 | 56 | 127-0 | 27 | 45 | 23 | 289 | 6.3 | 7.2 | 1.2 |
| 00-01 | 79 | 1610 | 106-218 | .486 | 89-154 | .578 | 172 | 390 | 562 | 101 | 156-0 | 57 | 62 | 37 | 301 | 3.8 | 7.1 | 1.3 |
| TOT. | 125 | 2755 | 214-410 | .521 | 162-255 | .635 | 293 | 600 | 893 | 157 | 439-0 | 84 | 107 | 60 | 590 | 4.7 | 7.1 | 1.3 |

Three point field goals: 99-00, 0-1 (.000); 00-01, 0-1 (.486). TOT.: 0-2 (.521).

| MIKE SMITH #40 | | | | | LOUISIANA-MONROE | | | | | HEIGHT: 6-8 | | | WEIGHT: 195 | | | BORN: APR. 15, 1976 | | |
|----------------|----|-----|---------|------|------------------|------|-----|-----|-----|-------------|-------|-----|-------------|-----|-----|---------------------|-----|-----|
| YEAR | G | MIN | FGM-FGA | PCT | FTM-FTA | PCT | OFF | DEF | REB | AST | PF-DQ | STL | TO | BLK | PTS | PPG | RPG | APG |
| 00-01 | 17 | 180 | 19-59 | .322 | 10-16 | .625 | 10 | 12 | 22 | 10 | 8-0 | 5 | 7 | 3 | 51 | 3.0 | 1.3 | 0.6 |

Three point field goals: 00-01, 3-18 (.322).

| RICKY SOBERS #14 | | | | | UNLV | | | | | HEIGHT: 6-3 | | | WEIGHT: 198 | | | BORN: JAN. 15, 1953 | | |
|------------------|------------|-------------|-----------------|-------------|----------------|-------------|-----------|------------|------------|-------------|---------------|------------|-------------|-----------|-------------|---------------------|------------|------------|
| YEAR | G | MIN | FGM-FGA | PCT | FTM-FTA | PCT | OFF | DEF | REB | AST | PF-DQ | STL | TO | BLK | PTS | PPG | RPG | APG |
| 82-83 | 41 | 1438 | 234-534 | .438 | 185-154 | .832 | 35 | 67 | 102 | 218 | 158-3 | 61 | 147 | 14 | 645 | 15.7 | 2.5 | 5.3 |
| 83-84 | 81 | 2624 | 508-1115 | .456 | 221-264 | .837 | 51 | 128 | 179 | 377 | 278-10 | 117 | 222 | 17 | 1266 | 15.6 | 2.2 | 4.7 |
| TOT. | 122 | 4062 | 742-1649 | .450 | 375-449 | .835 | 86 | 195 | 281 | 595 | 436-13 | 178 | 369 | 31 | 1911 | 15.7 | 0.4 | 4.9 |

Three point field goals: 82-83, 23-55 (.418). 83-84, 29-111 (.261) TOT.: 52-166 (.313).

Playoffs

| | | | | | | | | | | | | | | | | | | |
|-------|---|-----|-------|------|------|------|---|---|---|----|------|---|---|---|----|------|-----|-----|
| 83-84 | 4 | 150 | 25-57 | .439 | 8-10 | .800 | 2 | 3 | 5 | 16 | 19-1 | 5 | 5 | 2 | 61 | 15.3 | 1.3 | 4.0 |
|-------|---|-----|-------|------|------|------|---|---|---|----|------|---|---|---|----|------|-----|-----|

Three-point field goals: 83-84, 3-10 (.300).

| WILLIS SOMERSET #14 | | | | | DUQUESNE | | | | | HEIGHT: 5-8 | | | WEIGHT: 190 | | | BORN: MAR. 17, 1942 | | |
|---------------------|---|-----|---------|------|----------|------|-----|-----|-----|-------------|-------|-----|-------------|-----|-----|---------------------|-----|-----|
| YEAR | G | MIN | FGM-FGA | PCT | FTM-FTA | PCT | OFF | DEF | REB | AST | PF-DQ | STL | TO | BLK | PTS | PPG | RPG | APG |
| 65-66 | 8 | 98 | 18-43 | .419 | 9-11 | .818 | | | 15 | 9 | 21-0 | | | | 45 | 5.6 | 1.9 | 1.1 |

| DARIUS SONGAILA | | | | | WAKE FOREST | | | | | HEIGHT: 6-9 | | | WEIGHT: 248 | | | BORN: FEB. 14, 1978 | | |
|-----------------|------------|-------------|-----------------|-------------|----------------|-------------|------------|------------|------------|-------------|--------------|------------|-------------|-----------|-------------|---------------------|------------|------------|
| YEAR | G | MIN | FGM-FGA | PCT | FTM-FTA | PCT | OFF | DEF | REB | AST | PF-DQ | STL | TO | BLK | PTS | PPG | RPG | APG |
| 06-07 | 37 | 700 | 118-225 | .524 | 46-54 | .852 | 44 | 90 | 134 | 38 | 105-3 | 17 | 43 | 10 | 282 | 7.6 | 3.6 | 1.0 |
| 07-08 | 80 | 1554 | 214-467 | .458 | 67-73 | .918 | 81 | 190 | 271 | 135 | 181-1 | 53 | 86 | 16 | 495 | 6.2 | 3.4 | 1.7 |
| 08-09 | 77 | 1521 | 243-457 | .532 | 80-90 | .889 | 75 | 152 | 227 | 94 | 200-0 | 64 | 74 | 20 | 566 | 7.4 | 2.9 | 1.2 |
| TOT. | 194 | 3775 | 575-1149 | .500 | 193-217 | .889 | 200 | 432 | 632 | 267 | 486-4 | 134 | 203 | 46 | 1343 | 6.9 | 3.3 | 1.4 |

Three-point field goals: 06-07, 0-2 (.000). 07-08, 0-2 (.000). 08-09, 0-1 (.000). TOT. 0-4 (.000).

Playoffs

| | | | | | | | | | | | | | | | | | | |
|-------------|----------|------------|--------------|-------------|--------------|-------------|----------|-----------|-----------|----------|-------------|----------|-----------|----------|-----------|------------|------------|------------|
| 06-07 | 4 | 90 | 20-41 | .488 | 3-3 | 1.000 | 5 | 8 | 13 | 4 | 17-1 | 3 | 4 | 0 | 43 | 10.8 | 3.3 | 1.0 |
| 07-08 | 5 | 77 | 8-19 | .421 | 13-15 | .867 | 4 | 9 | 13 | 4 | 18-0 | 1 | 6 | 0 | 29 | 5.8 | 2.6 | 0.8 |
| TOT. | 9 | 167 | 28-60 | .467 | 16-18 | .888 | 9 | 17 | 26 | 8 | 35-1 | 4 | 10 | 0 | 72 | 8.0 | 2.9 | 0.9 |

Three-point field goals: 06-07, 0-2 (.000). 07-08, 0-0 (---).TOT. 0-2 (.000).

| JERRY STACKHOUSE #42 | | | | | NORTH CAROLINA | | | | | HEIGHT: 6-6 | | | WEIGHT: 218 | | | BORN: NOV. 5, 1974 | | |
|----------------------|-----------|-------------|-----------------|-------------|----------------|-------------|-----------|------------|------------|-------------|--------------|-----------|-------------|-----------|-------------|--------------------|------------|------------|
| YEAR | G | MIN | FGM-FGA | PCT | FTM-FTA | PCT | OFF | DEF | REB | AST | PF-DQ | STL | TO | BLK | PTS | PPG | RPG | APG |
| 02-03 | 70 | 2747 | 491-1201 | .409 | 455-518 | .878 | 61 | 197 | 258 | 316 | 130-1 | 65 | 193 | 28 | 1508 | 21.5 | 3.7 | 4.5 |
| 03-04 | 26 | 774 | 128-321 | .399 | 83-103 | .806 | 16 | 78 | 94 | 103 | 49-0 | 24 | 88 | 3 | 362 | 13.9 | 3.6 | 3.9 |
| TOT. | 96 | 3521 | 619-1522 | .406 | 538-621 | .866 | 77 | 275 | 352 | 419 | 179-1 | 89 | 281 | 31 | 1870 | 19.4 | 3.6 | 4.3 |

Three-point field goals: 02-03, 71-245 (.290). 03-04, 23-65 (.354). TOT.: 94-310 (.303).

| DAVE STALLWORTH #9, #42 | | | | | WICHITA STATE | | | | | HEIGHT: 6-7 | | | WEIGHT: 200 | | | BORN: DEC. 20, 1941 | | |
|-------------------------|------------|-------------|-----------------|-------------|----------------|-------------|-----|-----|------------|-------------|--------------|-----|-------------|-----|-------------|---------------------|------------|------------|
| YEAR | G | MIN | FGM-FGA | PCT | FTM-FTA | PCT | OFF | DEF | REB | AST | PF-DQ | STL | TO | BLK | PTS | PPG | RPG | APG |
| 71-72 | 64 | 1815 | 303-690 | .439 | 123-153 | .804 | | | 398 | 133 | 188-3 | | | | 729 | 11.4 | 6.2 | 2.1 |
| 72-73 | 73 | 1217 | 180-435 | .414 | 78-101 | .772 | | | 236 | 112 | 139-1 | | | | 438 | 6.0 | 3.2 | 1.5 |
| 73-74 | 45 | 458 | 75-187 | .401 | 47-55 | .855 | 52 | 73 | 125 | 25 | 61-0 | 28 | | 28 | 197 | 4.4 | 2.8 | 0.6 |
| TOT. | 182 | 3490 | 558-1312 | .425 | 248-309 | .803 | | | 759 | 270 | 386-4 | | | | 1364 | 7.5 | 4.2 | 1.5 |

Playoffs

| | | | | | | | | | | | | | | | | | | |
|-------|---|-----|-----|-------|-----|------|--|---|----|---|------|--|--|----|---|-----|-----|-----|
| 71-72 | 6 | 105 | 3-6 | .500 | 5-7 | .714 | | 6 | 15 | 5 | 14-0 | | | 11 | | | | |
| 72-73 | 3 | 14 | 1-1 | 1.000 | 0-0 | .000 | | | 3 | 1 | 3-0 | | | | 2 | 0.7 | 1.0 | 0.3 |



ALL-TIME ROSTER

| LARRY STAVERMAN #14 | | | | | VILLA MADONNA | | | | HEIGHT: 6-7 | | | WEIGHT: 220 | | | BORN: OCT. 11, 1936 | | | |
|---|-----------|-------------|----------------|-------------|----------------|-------------|-----|-----|-------------|-----------|--------------|-------------|----|-----|---------------------|------------|------------|------------|
| YEAR | G | MIN | FGM-FGA | PCT | FTM-FTA | PCT | OFF | DEF | REB | AST | PF-DQ | STL | TO | BLK | PTS | PPG | RPG | APG |
| 62-63 | 33 | 502 | 94-194 | .485 | 49-62 | .790 | | | 158 | 43 | 94-3 | | | | 237 | 7.2 | 4.8 | 1.3 |
| 63-64 | 60 | 674 | 98-212 | .462 | 69-90 | .767 | | | 176 | 32 | 118-3 | | | | 265 | 4.4 | 2.9 | 0.5 |
| (6 games with Baltimore, 20-Detroit, 34-Cincinnati) | | | | | | | | | | | | | | | | | | |
| TOT. | 93 | 1176 | 192-406 | .473 | 118-152 | .776 | | | 334 | 75 | 212-6 | | | | 502 | 5.4 | 3.6 | 0.8 |

| DESHAUN STEVENSON | | | | | WASH. UNION HS (CA) | | | | HEIGHT: 6-5 | | | WEIGHT: 218 | | | BORN: APR. 3, 1981 | | | |
|-------------------|------------|------------|-----------------|-------------|---------------------|-------------|------------|------------|-------------|------------|--------------|-------------|------------|-----------|--------------------|-------------|------------|------------|
| YEAR | G | MIN | FGM-FGA | PCT | FTM-FTA | PCT | OFF | DEF | REB | AST | PF-DQ | STL | TO | BLK | PTS | PPG | RPG | APG |
| 06-07 | 82 | 2419 | 347-753 | .461 | 152-216 | .704 | 55 | 161 | 216 | 218 | 155-0 | 65 | 119 | 19 | 920 | 11.2 | 2.6 | 2.7 |
| 07-08 | 82 | 2564 | 301-780 | .386 | 157-197 | .797 | 37 | 198 | 235 | 252 | 110-0 | 65 | 119 | 15 | 917 | 11.2 | 2.9 | 3.1 |
| 08-09 | 32 | 886 | 72-231 | .312 | 32-60 | .533 | 11 | 65 | 76 | 98 | 43-1 | 21 | 32 | 2 | 211 | 6.6 | 2.4 | 3.1 |
| TOT | 196 | 869 | 720-1764 | .408 | 341-473 | .721 | 103 | 424 | 527 | 568 | 308-1 | 151 | 253 | 36 | 2048 | 10.4 | 2.7 | 2.9 |

Three-point field goals: 06-07, 74-183 (.404), 07-08, 158-413 (.389), 08-09, 35-129 (.271). TOT: 267-725 (.368).

Playoffs

| | | | | | | | | | | | | | | | | | | |
|------------|-----------|------------|---------------|-------------|--------------|-------------|----------|-----------|-----------|-----------|-------------|----------|-----------|----------|-----------|------------|------------|------------|
| 06-07 | 4 | 122 | 9-46 | .196 | 3-7 | .429 | 2 | 8 | 10 | 7 | 4-0 | 2 | 3 | 3 | 24 | 6.0 | 2.5 | 1.8 |
| 07-08 | 6 | 196 | 22-60 | .367 | 16-18 | .889 | 2 | 11 | 13 | 18 | 11-0 | 6 | 9 | 0 | 74 | 12.3 | 2.2 | 3.0 |
| TOT | 10 | 318 | 31-106 | .292 | 19-25 | .760 | 4 | 19 | 23 | 25 | 15-0 | 8 | 12 | 3 | 98 | 9.8 | 2.3 | 2.5 |

Three-point field goals: 06-07, 3-19 (.158), 07-08, 14-36 (.389). TOT: 17-55 (.309).

| DENNIS STEWART #31 | | | | | MICHIGAN | | | | HEIGHT: 6-6 | | | WEIGHT: 220 | | | BORN: APR. 11, 1947 | | | |
|--------------------|---|-----|---------|------|----------|-------|-----|-----|-------------|-----|-------|-------------|----|-----|---------------------|-----|-----|-----|
| YEAR | G | MIN | FGM-FGA | PCT | FTM-FTA | PCT | OFF | DEF | REB | AST | PF-DQ | STL | TO | BLK | PTS | PPG | RPG | APG |
| 70-71 | 2 | 6 | 1-4 | .250 | 2-2 | 1.000 | | | 3 | 1 | | | | | 4 | 2.0 | 1.5 | 0.5 |

| LARRY STEWART #33 | | | | | COPPIN STATE | | | | HEIGHT: 6-8 | | | WEIGHT: 230 | | | BORN: AUG. 21, 1968 | | | |
|-------------------|------------|-------------|-----------------|-------------|----------------|-------------|------------|------------|-------------|------------|-------------|-------------|------------|-----------|---------------------|------------|------------|------------|
| YEAR | G | MIN | FGM-FGA | PCT | FTM-FTA | PCT | OFF | DEF | REB | AST | PF-DQ | STL | TO | BLK | PTS | PPG | RPG | APG |
| 91-92 | 76 | 2229 | 303-590 | .514 | 188-233 | .807 | 186 | 263 | 449 | 120 | 225-3 | 51 | 112 | 44 | 794 | 10.4 | 5.9 | 1.6 |
| 92-93 | 81 | 1823 | 306-564 | .543 | 184-253 | .727 | 154 | 229 | 383 | 146 | 191-1 | 47 | 153 | 29 | 796 | 9.8 | 4.7 | 1.8 |
| 93-94 | 3 | 35 | 3-8 | .375 | 7-10 | .700 | 1 | 6 | 7 | 2 | 4-0 | 2 | 2 | 1 | 13 | 4.3 | 2.3 | 0.7 |
| 94-95 | 40 | 346 | 41-89 | .461 | 20-30 | .667 | 28 | 39 | 67 | 18 | 52-0 | 16 | 16 | 9 | 102 | 2.6 | 1.7 | 0.5 |
| TOT. | 200 | 4433 | 653-1251 | .522 | 399-526 | .759 | 369 | 537 | 906 | 286 | 72-4 | 116 | 283 | 83 | 1705 | 8.5 | 5.3 | 1.4 |

Three-point field goals: 91-92, 0-3 (.000), 92-93, 0-2 (.000), 94-95, 0-2 (.000) TOT: 0-7 (.000).

| AWVEE STOREY # 35 | | | | | ARIZONA STATE | | | | HEIGHT: 6-6 | | | WEIGHT: 225 | | | BORN: APR. 18, 1977 | | | |
|-------------------|----|-----|---------|------|---------------|------|-----|-----|-------------|-----|-------|-------------|----|-----|---------------------|-----|-----|-----|
| YEAR | G | MIN | FGM-FGA | PCT | FTM-FTA | PCT | OFF | DEF | REB | AST | PF-DQ | STL | TO | BLK | PTS | PPG | RPG | APG |
| 05-06 | 25 | 116 | 16-41 | .390 | 8-14 | .571 | 8 | 14 | 22 | 4 | 22-0 | 3 | 5 | 1 | 43 | 1.7 | .9 | .2 |

Three-point field goals: 05-06, 3-7 (.429).

| ROD STRICKLAND #1 | | | | | DEPAUL | | | | HEIGHT: 6-3 | | | WEIGHT: 185 | | | BORN: JUL. 11, 1966 | | | |
|-------------------|------------|--------------|------------------|-------------|------------------|-------------|------------|------------|-------------|-------------|--------------|-------------|------------|-----------|---------------------|-------------|------------|------------|
| YEAR | G | MIN | FGM-FGA | PCT | FTM-FTA | PCT | OFF | DEF | REB | AST | PF-DQ | STL | TO | BLK | PTS | PPG | RPG | APG |
| 96-97 | 82 | 2997 | 515-1105 | .466 | 367-497 | .738 | 95 | 240 | 335 | 727 | 166-2 | 143 | 270 | 14 | 1410 | 17.2 | 4.1 | 8.9 |
| 97-98 | 76 | 3020 | 490-1130 | .434 | 357-492 | .726 | 112 | 293 | 405 | 801 | 182-2 | 126 | 266 | 25 | 1349 | 17.8 | 5.3 | 10.5 |
| 98-99 | 44 | 1632 | 251-603 | .416 | 176-236 | .746 | 56 | 156 | 212 | 434 | 91-0 | 76 | 142 | 5 | 690 | 15.7 | 4.8 | 9.9 |
| 99-00 | 69 | 2188 | 327-762 | .429 | 214-305 | .702 | 73 | 186 | 259 | 519 | 147-1 | 94 | 187 | 18 | 869 | 12.6 | 3.8 | 7.5 |
| 00-01 | 33 | 1020 | 141-331 | .426 | 115-147 | .782 | 25 | 80 | 105 | 231 | 55-0 | 43 | 83 | 4 | 401 | 12.2 | 3.2 | 7.0 |
| TOT. | 304 | 10857 | 1724-3931 | .439 | 1343-1677 | .801 | 361 | 955 | 1316 | 2712 | 641-5 | 478 | 948 | 66 | 4719 | 15.5 | 4.3 | 8.9 |

Three-point field goals: 96-97, 13-77 (.169), 97-98, 12-48 (.250), 98-99, 12-42 (.286), 99-00, 1-21 (.048), 00-01, 4-16 (.250) TOT: 42-204 (.206).

Playoffs

| | | | | | | | | | | | | | | | | | | |
|-------|---|-----|-------|------|-------|------|---|----|----|----|-----|---|----|---|----|------|-----|-----|
| 97-98 | 3 | 124 | 22-52 | .425 | 13-19 | .684 | 5 | 13 | 18 | 25 | 8-0 | 3 | 11 | 0 | 59 | 19.7 | 6.0 | 8.3 |
|-------|---|-----|-------|------|-------|------|---|----|----|----|-----|---|----|---|----|------|-----|-----|

| ROGER STRICKLAND #16 | | | | | JACKSONVILLE | | | | HEIGHT: 6-5 | | | WEIGHT: 200 | | | BORN: SEPT. 4, 1940 | | | |
|----------------------|---|-----|---------|------|--------------|-----|-----|-----|-------------|-----|-------|-------------|----|-----|---------------------|-----|-----|-----|
| YEAR | G | MIN | FGM-FGA | PCT | FTM-FTA | PCT | OFF | DEF | REB | AST | PF-DQ | STL | TO | BLK | PTS | PPG | RPG | APG |
| 63-64 | 1 | 4 | 1-3 | .333 | 0-0 | | | | 0 | 0 | 1-0 | | | | 2 | 2.0 | 0.0 | 0.0 |

| DEREK STRONG #35 | | | | | XAVIER | | | | HEIGHT: 6-8 | | | WEIGHT: 225 | | | BORN: FEB. 9, 1968 | | | |
|------------------|---|-----|---------|------|---------|------|-----|-----|-------------|-----|-------|-------------|----|-----|--------------------|-----|-----|-----|
| YEAR | G | MIN | FGM-FGA | PCT | FTM-FTA | PCT | OFF | DEF | REB | AST | PF-DQ | STL | TO | BLK | PTS | PPG | RPG | APG |
| 91-92 | 1 | 12 | 0-4 | .000 | 3-4 | .750 | 1 | 4 | 5 | 1 | 1-0 | 0 | 1 | 0 | 3 | 3.0 | 5.0 | 1.0 |



ALL-TIME ROSTER

| DONELL TAYLOR #21 | | | | UAB | | | | HEIGHT: 6-5 | | | | WEIGHT: 193 | | | BORN: JUL. 26, 1982 | | | |
|-------------------|-----------|------------|----------------|-------------|--------------|-------------|-----------|-------------|------------|-----------|-------------|-------------|-----------|----------|---------------------|------------|------------|------------|
| YEAR | G | MIN | FGM-FGA | PCT | FTM-FTA | PCT | OFF | DEF | REB | AST | PF-DQ | STL | TO | BLK | PTS | PPG | RPG | APG |
| 05-06 | 51 | 465 | 53-136 | .390 | 30-43 | .698 | 16 | 37 | 53 | 45 | 47-0 | 30 | 34 | 4 | 140 | 2.7 | 1.0 | .9 |
| 06-07 | 47 | 369 | 56-140 | .400 | 11-21 | .524 | 14 | 39 | 53 | 45 | 34-0 | 17 | 25 | 3 | 126 | 2.7 | 1.1 | 1.0 |
| TOT. | 98 | 834 | 109-276 | .395 | 41-64 | .641 | 30 | 76 | 106 | 90 | 81-0 | 47 | 59 | 7 | 266 | 2.7 | 1.1 | 0.9 |

Three-point field goals: 05-06, 4-17 (.235), 06-07, 3-17 (.176). TOT. 7-34 (.206).

Playoffs

| | | | | | | | | | | | | | | | | | | |
|-------------|----------|-----------|------------|-------------|------------|--------------|----------|----------|----------|----------|------------|----------|----------|----------|----------|------------|------------|------------|
| 05-06 | 1 | 3 | 0-1 | .000 | 0-0 | — | 0 | 0 | 0 | 1 | 0-0 | 1 | 0 | 0 | 0 | 0 | 0 | .3 |
| 06-07 | 2 | 17 | 1-6 | .167 | 1-1 | 1.000 | 0 | 3 | 3 | 4 | 2-0 | 0 | 2 | 0 | 3 | 1.5 | 1.5 | 2.0 |
| TOT. | 3 | 20 | 1-7 | .143 | 1-1 | 1.000 | 0 | 3 | 3 | 5 | 2-0 | 1 | 2 | 0 | 3 | 1.0 | 1.0 | 1.7 |

Three-point field goals: 05-06, 0-1 (.000), 06-07, 0-0 (---). TOT. 0-1 (.000).

| CARLOS TERRY #12 | | | | WINSTON SALEM | | | | HEIGHT: 6-5 | | | | WEIGHT: 220 | | | BORN: JUN. 22, 1956 | | | |
|------------------|-----------|-------------|----------------|---------------|--------------|-------------|-----------|-------------|------------|------------|--------------|-------------|-----------|-----------|---------------------|------------|------------|------------|
| YEAR | G | MIN | FGM-FGA | PCT | FTM-FTA | PCT | OFF | DEF | REB | AST | PF-DQ | STL | TO | BLK | PTS | PPG | RPG | APG |
| 80-81 | 26 | 504 | 80-160 | .500 | 28-42 | .667 | 43 | 73 | 116 | 70 | 68-1 | 27 | 57 | 13 | 188 | 7.2 | 4.5 | 2.7 |
| 81-82 | 13 | 60 | 3-15 | .200 | 3-4 | .750 | 5 | 7 | 12 | 8 | 15-0 | 3 | 5 | 1 | 9 | 0.7 | 0.9 | 0.6 |
| 82-83 | 55 | 514 | 39-106 | .368 | 10-15 | .667 | 27 | 72 | 99 | 46 | 79-1 | 24 | 20 | 13 | 88 | 1.8 | 1.8 | 0.8 |
| TOT. | 94 | 1078 | 122-281 | .434 | 41-61 | .672 | 75 | 152 | 227 | 124 | 162-2 | 54 | 82 | 27 | 285 | 3.0 | 4.8 | 3.7 |

Three-point field goals: 80-81, 0-6 (.000), 81-82, 0-3 (.000), 82-83, 0-2 (.000) TOT.: 0-11 (.000).

| BILLY THOMAS #12 | | | | KANSAS | | | | HEIGHT: 6-5 | | | | WEIGHT: 220 | | | BORN: DEC. 23, 1975 | | | |
|------------------|----|-----|---------|--------|---------|-------|-----|-------------|-----|-----|-------|-------------|----|-----|---------------------|-----|-----|-----|
| YEAR | G | MIN | FGM-FGA | PCT | FTM-FTA | PCT | OFF | DEF | REB | AST | PF-DQ | STL | TO | BLK | PTS | PPG | RPG | APG |
| 05-06 | 17 | 131 | 13-40 | .325 | 2-2 | 1.000 | 5 | 9 | 14 | 9 | 19-0 | 10 | 6 | 1 | 38 | 2.2 | .8 | .5 |

Three-point field goals: 05-06, 10-30 (.333).

Playoffs

| | | | | | | | | | | | | | | | | | | |
|-------|---|----|-----|------|-----|------|---|---|---|---|-----|---|---|---|---|----|----|----|
| 05-06 | 3 | 14 | 0-7 | .000 | 2-4 | .500 | 0 | 1 | 1 | 0 | 3-0 | 0 | 0 | 0 | 2 | .7 | .3 | .0 |
|-------|---|----|-----|------|-----|------|---|---|---|---|-----|---|---|---|---|----|----|----|

Three-point field goals: 05-06, 0-4 (.000).

| ETAN THOMAS #36 | | | | SYRACUSE | | | | HEIGHT: 6-10 | | | | WEIGHT: 260 | | | BORN: APR. 1, 1978 | | | |
|-----------------|------------|-------------|-----------------|-------------|----------------|-------------|------------|--------------|-------------|------------|--------------|-------------|------------|------------|--------------------|------------|------------|------------|
| YEAR | G | MIN | FGM-FGA | PCT | FTM-FTA | PCT | OFF | DEF | REB | AST | PF-DQ | STL | TO | BLK | PTS | PPG | RPG | APG |
| 01-02 | 47 | 618 | 81-151 | .536 | 41-74 | .554 | 55 | 126 | 181 | 6 | 76-0 | 17 | 26 | 35 | 203 | 4.3 | 3.9 | 0.1 |
| 02-03 | 38 | 513 | 61-124 | .492 | 60-94 | .638 | 70 | 95 | 165 | 3 | 66-0 | 8 | 33 | 23 | 182 | 4.8 | 4.3 | 0.1 |
| 03-04 | 79 | 1901 | 257-526 | .489 | 191-295 | .647 | 183 | 345 | 528 | 68 | 219-1 | 36 | 113 | 123 | 705 | 8.9 | 6.7 | 0.9 |
| 04-05 | 47 | 976 | 128-255 | .502 | 76-144 | .528 | 85 | 159 | 244 | 20 | 133-2 | 17 | 50 | 51 | 332 | 7.1 | 5.2 | 0.4 |
| 05-06 | 71 | 1121 | 131-246 | .533 | 75-125 | .600 | 99 | 180 | 279 | 14 | 148-2 | 20 | 51 | 68 | 337 | 4.7 | 3.9 | .2 |
| 06-07 | 65 | 1246 | 159-277 | .574 | 77-138 | .558 | 136 | 241 | 377 | 29 | 162-3 | 22 | 71 | 89 | 395 | 6.1 | 5.8 | 0.4 |
| 08-09 | 26 | 306 | 32-66 | .485 | 16-23 | .696 | 25 | 41 | 66 | 6 | 35-0 | 3 | 18 | 18 | 80 | 3.1 | 2.5 | 0.2 |
| TOT. | 373 | 6681 | 849-1645 | .516 | 536-893 | .600 | 653 | 1187 | 1840 | 146 | 839-8 | 123 | 362 | 407 | 2234 | 6.0 | 4.9 | 0.4 |

Three-point field goals: 01-02, 0-0 (---), 02-03, 0-0 (---), 03-04, 0-0 (---), 04-05, 0-0 (---), 05-06, 0-0 (---), 06-07, 0-0 (---), 08-09, 0-0 (---). TOT. 0-0 (---).

Playoffs

| | | | | | | | | | | | | | | | | | | |
|-------|---|-----|-------|------|-------|------|----|----|----|---|------|---|---|---|----|-----|-----|-----|
| 04-05 | 8 | 126 | 19-29 | .655 | 10-22 | .455 | 12 | 24 | 36 | 2 | 23-0 | 0 | 9 | 7 | 48 | 6.0 | 4.5 | 0.3 |
|-------|---|-----|-------|------|-------|------|----|----|----|---|------|---|---|---|----|-----|-----|-----|

| | | | | | | | | | | | | | | | | | | |
|-------|---|----|-----|------|-----|------|---|---|---|---|-----|---|---|---|---|-----|-----|----|
| 05-06 | 3 | 18 | 2-5 | .400 | 2-4 | .500 | 2 | 4 | 6 | 0 | 3-0 | 2 | 0 | 2 | 6 | 2.0 | 2.0 | .0 |
|-------|---|----|-----|------|-----|------|---|---|---|---|-----|---|---|---|---|-----|-----|----|

| | | | | | | | | | | | | | | | | | | |
|-------|---|----|------|------|-----|------|---|----|----|---|-----|---|---|---|----|-----|-----|-----|
| 06-07 | 4 | 84 | 7-17 | .412 | 6-9 | .667 | 2 | 20 | 22 | 1 | 9-0 | 2 | 6 | 3 | 20 | 5.0 | 5.5 | 0.3 |
|-------|---|----|------|------|-----|------|---|----|----|---|-----|---|---|---|----|-----|-----|-----|

| | | | | | | | | | | | | | | | | | | |
|-------------|-----------|------------|--------------|-------------|--------------|-------------|-----------|-----------|-----------|----------|-------------|----------|-----------|-----------|-----------|------------|------------|------------|
| TOT. | 15 | 228 | 28-51 | .549 | 18-35 | .514 | 16 | 48 | 64 | 3 | 35-0 | 4 | 15 | 12 | 74 | 4.9 | 4.3 | 0.2 |
|-------------|-----------|------------|--------------|-------------|--------------|-------------|-----------|-----------|-----------|----------|-------------|----------|-----------|-----------|-----------|------------|------------|------------|

Three-point field goals: 04-05, 0-0 (---), 05-06, 0-0 (---), 06-07, 0-0 (---). TOT. 0-0 (---).

| ROD THORN #44 | | | | WEST VIRGINIA | | | | HEIGHT: 6-4 | | | | WEIGHT: 195 | | | BORN: MAY 23, 1941 | | | |
|---------------|----|------|----------|---------------|---------|------|-----|-------------|-----|-----|-------|-------------|----|-----|--------------------|------|-----|-----|
| YEAR | G | MIN | FGM-FGA | PCT | FTM-FTA | PCT | OFF | DEF | REB | AST | PF-DQ | STL | TO | BLK | PTS | PPG | RPG | APG |
| 63-64 | 75 | 2594 | 411-1023 | .402 | 258-354 | .729 | | | 360 | 281 | 187-3 | | | | 1080 | 14.4 | 4.8 | 3.7 |

| BOB THORNTON #34 | | | | UC-IRVINE | | | | HEIGHT: 6-10 | | | | WEIGHT: 225 | | | BORN: JUL. 10, 1962 | | | |
|------------------|---|-----|---------|-----------|---------|------|-----|--------------|-----|-----|-------|-------------|----|-----|---------------------|-----|-----|-----|
| YEAR | G | MIN | FGM-FGA | PCT | FTM-FTA | PCT | OFF | DEF | REB | AST | PF-DQ | STL | TO | BLK | PTS | PPG | RPG | APG |
| 95-96 | 7 | 31 | 1-6 | .167 | 1-2 | .500 | 6 | 6 | 12 | 0 | 7-0 | 1 | 1 | 0 | 3 | 0.4 | 1.7 | 0.0 |

| OTIS THORPE #33 | | | | PROVIDENCE | | | | HEIGHT: 6-10 | | | | WEIGHT: 246 | | | BORN: AUG. 5, 1962 | | | |
|-----------------|----|------|---------|------------|---------|------|-----|--------------|-----|-----|-------|-------------|----|-----|--------------------|------|-----|-----|
| YEAR | G | MIN | FGM-FGA | PCT | FTM-FTA | PCT | OFF | DEF | REB | AST | PF-DQ | STL | TO | BLK | PTS | PPG | RPG | APG |
| 98-99 | 49 | 1539 | 240-440 | .545 | 74-106 | .698 | 96 | 238 | 334 | 101 | 196-9 | 42 | 88 | 19 | 554 | 11.3 | 6.8 | 2.1 |

| JOHN TRESVANT #12 | | | | SEATTLE | | | | HEIGHT: 6-7 | | | | WEIGHT: 215 | | | BORN: NOV. 8, 1939 | | | |
|-------------------|------------|-------------|----------------|-------------|----------------|-------------|-----|-------------|------------|------------|--------------|-------------|----|-----|--------------------|------------|------------|------------|
| YEAR | G | MIN | FGM-FGA | PCT | FTM-FTA | PCT | OFF | DEF | REB | AST | PF-DQ | STL | TO | BLK | PTS | PPG | RPG | APG |
| 70-71 | 67 | 1451 | 184-401 | .459 | 139-195 | .713 | | | 359 | 76 | 185-1 | | | | 507 | 7.8 | 5.4 | 1.1 |
| 71-72 | 65 | 1227 | 162-360 | .450 | 121-148 | .818 | | | 323 | 83 | 175-6 | | | | 445 | 6.8 | 5.0 | 1.3 |
| 72-73 | 55 | 541 | 85-182 | .467 | 41-59 | .695 | | | 156 | 33 | 101-0 | | | | 211 | 3.8 | 2.8 | 0.6 |
| TOT. | 187 | 3219 | 431-943 | .457 | 301-402 | .749 | | | 838 | 192 | 467-7 | | | | 1163 | 6.2 | 4.5 | 1.0 |

Playoffs

| | | | | | | | | | | | | | | | | | | |
|-------|----|-----|--------|------|-------|------|--|--|-----|----|------|--|--|--|-----|-----|-----|-----|
| 70-71 | 18 | 484 | 56-137 | .409 | 38-57 | .667 | | | 134 | 19 | 64-0 | | | | 150 | 8.3 | 7.4 | 1.1 |
|-------|----|-----|--------|------|-------|------|--|--|-----|----|------|--|--|--|-----|-----|-----|-----|

| | | | | | | | | | | | | | | | | | | |
|-------|---|-----|-------|------|------|------|--|--|----|---|------|--|--|--|----|-----|-----|-----|
| 71-72 | 6 | 180 | 20-48 | .417 | 7-11 | .636 | | | 58 | 6 | 23-1 | | | | 47 | 7.8 | 9.7 | 1.0 |
|-------|---|-----|-------|------|------|------|--|--|----|---|------|--|--|--|----|-----|-----|-----|

| | | | | | | | | | | | | | | | | | | |
|-------------|-----------|------------|---------------|-------------|--------------|-------------|--|--|------------|-----------|-------------|--|--|--|------------|------------|------------|------------|
| TOT. | 24 | 664 | 76-185 | .410 | 45-68 | .662 | | | 192 | 25 | 87-1 | | | | 197 | 8.1 | 8.6 | 1.1 |
|-------------|-----------|------------|---------------|-------------|--------------|-------------|--|--|------------|-----------|-------------|--|--|--|------------|------------|------------|------------|



ALL-TIME ROSTER

| ANTHONY TUCKER #21 | | | | WAKE FOREST | | | | HEIGHT: 6-8 | | WEIGHT: 220 | | | BORN: APR. 4, 1969 | | | | | |
|--|----|-----|---------|-------------|---------|------|-----|-------------|-----|-------------|-------|-----|--------------------|-----|-----|-----|-----|-----|
| YEAR | G | MIN | FGM-FGA | PCT | FTM-FTA | PCT | OFF | DEF | REB | AST | PF-DQ | STL | TO | BLK | PTS | PPG | RPG | APG |
| 94-95 | 62 | 982 | 96-210 | .457 | 51-83 | .614 | 44 | 126 | 170 | 68 | 129-0 | 46 | 56 | 11 | 243 | 3.9 | 2.7 | 1.1 |
| Three-point field goals: 94-95, 0-1 (.000) | | | | | | | | | | | | | | | | | | |

| AL TUCKER #35, #40 | | | | OKLAHOMA BAPTIST | | | | HEIGHT: 6-8 | | WEIGHT: 190 | | | BORN: FEB. 24, 1943 | | | | | |
|--------------------|-----------|------------|----------------|------------------|--------------|-------------|-----|-------------|------------|-------------|-------------|-----|---------------------|-----|------------|------------|------------|------------|
| YEAR | G | MIN | FGM-FGA | PCT | FTM-FTA | PCT | OFF | DEF | REB | AST | PF-DQ | STL | TO | BLK | PTS | PPG | RPG | APG |
| 69-70 | 28 | 262 | 49-96 | .510 | 33-42 | .786 | | | 53 | 7 | 34-0 | | | | 131 | 4.7 | 1.9 | 0.3 |
| 70-71 | 31 | 276 | 52-115 | .452 | 25-31 | .806 | | | 73 | 7 | 33-0 | | | | 129 | 4.2 | 2.4 | 0.2 |
| TOT. | 59 | 538 | 101-211 | .479 | 58-73 | .795 | | | 126 | 14 | 67-0 | | | | 260 | 4.4 | 4.5 | 1.0 |
| Playoffs | | | | | | | | | | | | | | | | | | |
| 69-70 | 4 | 5 | 2-2 | 1.000 | 0-0 | .000 | | | 0 | 0 | 0-0 | | | | 4 | 1.0 | 0.0 | 0.0 |

| ANDRE TURNER #1 | | | | MEMPHIS STATE | | | | HEIGHT: 5-11 | | WEIGHT: 160 | | | BORN: DEC. 13, 1964 | | | | | |
|-----------------|----|-----|---------|---------------|---------|------|-----|--------------|-----|-------------|-------|-----|---------------------|-----|-----|-----|-----|-----|
| YEAR | G | MIN | FGM-FGA | PCT | FTM-FTA | PCT | OFF | DEF | REB | AST | PF-DQ | STL | TO | BLK | PTS | PPG | RPG | APG |
| 91-92 | 70 | 871 | 111-261 | .425 | 61-77 | .792 | 17 | 73 | 90 | 177 | 59-0 | 57 | 84 | 2 | 284 | 4.1 | 1.3 | 2.5 |

| JOHN TURNER #22 | | | | LOUISVILLE | | | | HEIGHT: 6-5 | | WEIGHT: 200 | | | BORN: JUN. 5, 1939 | | | | | |
|-----------------|----|-----|---------|------------|---------|------|-----|-------------|-----|-------------|-------|-----|--------------------|-----|-----|-----|-----|-----|
| YEAR | G | MIN | FGM-FGA | PCT | FTM-FTA | PCT | OFF | DEF | REB | AST | PF-DQ | STL | TO | BLK | PTS | PPG | RPG | APG |
| 61-62 | 42 | 567 | 84-221 | .380 | 32-42 | .762 | | | 85 | 44 | 51-0 | | | | 200 | 4.8 | 2.0 | 1.0 |

| MEL TURPIN #50 | | | | KENTUCKY | | | | HEIGHT: 6-11 | | WEIGHT: 285 | | | BORN: DEC. 28, 1980 | | | | | |
|----------------|----|-----|---------|----------|---------|------|-----|--------------|-----|-------------|-------|-----|---------------------|-----|-----|-----|-----|-----|
| YEAR | G | MIN | FGM-FGA | PCT | FTM-FTA | PCT | OFF | DEF | REB | AST | PF-DQ | STL | TO | BLK | PTS | PPG | RPG | APG |
| 89-90 | 59 | 818 | 110-209 | .526 | 56-71 | .789 | 88 | 133 | 221 | 27 | 135-0 | 15 | 45 | 47 | 276 | 4.7 | 3.7 | 0.5 |

| CHARLIE TYRA #14 | | | | LOUISVILLE | | | | HEIGHT: 6-8 | | WEIGHT: 235 | | | BORN: AUG. 16, 1935 | | | | | |
|------------------|----|------|---------|------------|---------|------|-----|-------------|-----|-------------|-------|-----|---------------------|-----|-----|-----|-----|-----|
| YEAR | G | MIN | FGM-FGA | PCT | FTM-FTA | PCT | OFF | DEF | REB | AST | PF-DQ | STL | TO | BLK | PTS | PPG | RPG | APG |
| 61-62 | 78 | 1606 | 193-534 | .381 | 133-214 | .621 | | | 610 | 86 | 210-7 | | | | 519 | 6.7 | 7.8 | 1.1 |

| WES UNSELD #41 | | | | LOUISVILLE | | | | HEIGHT: 6-7 | | WEIGHT: 245 | | | BORN: MAR. 14, 1946 | | | | | |
|----------------|------------|--------------|------------------|-------------|------------------|-------------|-----|-------------|--------------|-------------|----------------|------------|---------------------|------------|--------------|-------------|-------------|------------|
| YEAR | G | MIN | FGM-FGA | PCT | FTM-FTA | PCT | OFF | DEF | REB | AST | PF-DQ | STL | TO | BLK | PTS | PPG | RPG | APG |
| 68-69 | 82 | 2970 | 427-897 | .476 | 277-458 | .605 | | | 1491 | 213 | 276-4 | | | | 1131 | 13.8 | 18.2 | 2.6 |
| 69-70 | 82 | 3234 | 526-1015 | .518 | 273-428 | .638 | | | 1370 | 291 | 250-2 | | | | 1325 | 16.2 | 16.7 | 3.5 |
| 70-71 | 74 | 2904 | 424-846 | .501 | 199-303 | .657 | | | 1253 | 293 | 235-2 | | | | 1047 | 14.1 | 16.9 | 4.0 |
| 71-72 | 76 | 3171 | 409-822 | .498 | 171-272 | .829 | | | 1336 | 278 | 218-1 | | | | 989 | 13.0 | 17.6 | 3.7 |
| 72-73 | 79 | 3085 | 421-854 | .493 | 149-212 | .703 | | | 1260 | 347 | 168-0 | | | | 991 | 12.5 | 15.9 | 4.4 |
| 73-74 | 56 | 1727 | 146-333 | .438 | 36-55 | .655 | 152 | 365 | 517 | 159 | 121-1 | 56 | | 16 | 328 | 5.9 | 9.2 | 2.8 |
| 74-75 | 73 | 2904 | 273-544 | .502 | 126-184 | .684 | 318 | 759 | 1077 | 297 | 180-1 | 115 | | 68 | 672 | 9.2 | 14.8 | 4.1 |
| 75-76 | 78 | 2922 | 318-567 | .561 | 114-195 | .585 | 271 | 785 | 1036 | 404 | 203-3 | 84 | | 59 | 750 | 9.6 | 13.3 | 5.2 |
| 76-77 | 82 | 2860 | 270-551 | .490 | 100-166 | .602 | 243 | 634 | 877 | 363 | 253-5 | 87 | | 45 | 840 | 7.8 | 10.7 | 4.4 |
| 77-78 | 80 | 2644 | 257-491 | .523 | 93-173 | .538 | 286 | 669 | 955 | 326 | 234-2 | 98 | 173 | 45 | 807 | 7.6 | 11.9 | 4.1 |
| 78-79 | 77 | 2406 | 346-600 | .577 | 151-235 | .643 | 274 | 556 | 830 | 315 | 204-2 | 71 | 156 | 37 | 843 | 10.9 | 10.8 | 4.1 |
| 79-80 | 82 | 2973 | 327-637 | .513 | 139-209 | .665 | 334 | 760 | 1094 | 366 | 249-5 | 65 | 153 | 61 | 794 | 9.7 | 13.3 | 4.5 |
| 80-81 | 63 | 2032 | 225-429 | .524 | 55-86 | .640 | 207 | 466 | 673 | 170 | 171-1 | 52 | 97 | 36 | 507 | 8.0 | 10.7 | 2.7 |
| TOT. | 984 | 35832 | 4369-8586 | .509 | 1883-2976 | .633 | | | 13769 | 3822 | 2762-29 | 628 | 579 | 367 | 10624 | 10.8 | 14.0 | 3.9 |

Three-point field goals: 79-80, 1-2 (.500). 80-81, 2-4 (.500). TOT: 3-6, (.500).

Playoffs

| | | | | | | | | | | | | | | | | | | |
|-------------|------------|-------------|-----------------|-------------|----------------|-------------|----|-----|-------------|------------|--------------|----|--|----|-------------|-------------|-------------|------------|
| 68-69 | 4 | 165 | 30-57 | .526 | 15-19 | .789 | | | 74 | 5 | 14-0 | | | | 75 | 18.8 | 18.5 | 1.3 |
| 69-70 | 7 | 289 | 29-70 | .414 | 15-19 | .789 | | | 165 | 24 | 25-1 | | | | 73 | 10.4 | 23.6 | 3.4 |
| 70-71 | 18 | 759 | 98-208 | .462 | 46-81 | .568 | | | 339 | 69 | 60-0 | | | | 238 | 13.2 | 18.8 | 3.8 |
| 71-72 | 6 | 266 | 32-65 | .492 | 10-19 | .526 | | | 75 | 25 | 22-0 | | | | 74 | 12.3 | 12.5 | 4.2 |
| 72-73 | 5 | 201 | 20-48 | .417 | 9-19 | .474 | | | 76 | 17 | 12-0 | | | | 49 | 9.8 | 15.2 | 3.4 |
| 73-74 | 7 | 297 | 31-63 | .492 | 9-15 | .600 | 22 | 63 | 85 | 27 | 15-0 | 4 | | 1 | 71 | 10.1 | 12.1 | 3.9 |
| 74-75 | 17 | 734 | 71-130 | .546 | 40-61 | .656 | 65 | 211 | 276 | 64 | 39-0 | 15 | | 20 | 182 | 10.7 | 16.2 | 3.8 |
| 75-76 | 7 | 310 | 18-39 | .462 | 13-24 | .542 | 26 | 59 | 85 | 28 | 19-0 | 6 | | 4 | 49 | 7.0 | 12.1 | 4.0 |
| 76-77 | 9 | 368 | 30-54 | .556 | 7-12 | .583 | 24 | 81 | 105 | 44 | 32-0 | 8 | | 6 | 67 | 7.4 | 11.7 | 4.9 |
| 77-78 | 18 | 677 | 71-134 | .530 | 27-46 | .587 | 72 | 144 | 216 | 79 | 62-2 | 17 | | 7 | 169 | 9.4 | 12.0 | 4.4 |
| 78-79 | 19 | 736 | 78-158 | .494 | 39-64 | .609 | 90 | 163 | 253 | 64 | 66-2 | 17 | | 14 | 195 | 10.3 | 13.3 | 3.4 |
| 79-80 | 2 | 87 | 7-14 | .500 | 4-6 | .667 | 7 | 21 | 28 | 7 | 5-0 | 0 | | 3 | 8 | 9.0 | 14.0 | 3.5 |
| TOT. | 119 | 4889 | 513-1040 | .493 | 234-385 | .608 | | | 1777 | 453 | 371-5 | | | | 1260 | 10.6 | 14.9 | 3.8 |

Three point field goals: 79-80, 0-1 (.000). TOT: 0-1 (.000)

| DAVID VANTERPOOL #22 | | | | ST. BONAVENTURE | | | | HEIGHT: 6-5 | | WEIGHT: 200 | | | BORN: MAR. 31, 1973 | | | | | |
|--|----|-----|---------|-----------------|---------|------|-----|-------------|-----|-------------|-------|-----|---------------------|-----|-----|-----|-----|-----|
| YEAR | G | MIN | FGM-FGA | PCT | FTM-FTA | PCT | OFF | DEF | REB | AST | PF-DQ | STL | TO | BLK | PTS | PPG | RPG | APG |
| 00-01 | 22 | 411 | 46-110 | .418 | 30-50 | .600 | 15 | 22 | 37 | 66 | 44-0 | 23 | 37 | 3 | 122 | 5.5 | 1.7 | 3.0 |
| Three-point field goals: 00-01 0-6 (.000). | | | | | | | | | | | | | | | | | | |



ALL-TIME ROSTER

| LOY VAUGHT #35 | | | | | MICHIGAN | | | | HEIGHT: 6-9 | | | WEIGHT: 240 | | | BORN: FEB. 27, 1967 | | | |
|----------------|----|-----|---------|------|----------|------|-----|-----|-------------|-----|-------|-------------|----|-----|---------------------|-----|-----|-----|
| YEAR | G | MIN | FGM-FGA | PCT | FTM-FTA | PCT | OFF | DEF | REB | AST | PF-DQ | STL | TO | BLK | PTS | PPG | RPG | APG |
| 00-01 | 14 | 157 | 25-48 | .520 | 4-4 | 1.00 | 16 | 34 | 50 | 7 | 13-0 | 6 | 8 | 2 | 54 | 3.9 | 3.8 | 0.5 |

Three-point field goals: 00-01 0-0 (.000).

| JAY VINCENT #31 | | | | | MICHIGAN STATE | | | | HEIGHT: 6-8 | | | WEIGHT: 225 | | | BORN: JUN. 10, 1959 | | | |
|-----------------|----|------|---------|------|----------------|------|-----|-----|-------------|-----|-------|-------------|----|-----|---------------------|------|-----|-----|
| YEAR | G | MIN | FGM-FGA | PCT | FTM-FTA | PCT | OFF | DEF | REB | AST | PF-DQ | STL | TO | BLK | PTS | PPG | RPG | APG |
| 86-67 | 51 | 1386 | 274-613 | .447 | 130-169 | .769 | 69 | 141 | 210 | 85 | 127-0 | 40 | 77 | 17 | 678 | 13.3 | 4.1 | 1.7 |

Playoffs
86-87 3 72 11-30 .387 8-9 .889 2 7 9 3 10-0 2 4 0 30 10.0 3.0 1.7

| DARRELL WALKER #5 | | | | | ARKANSAS | | | | HEIGHT: 6-4 | | | WEIGHT: 180 | | | BORN: MAR. 9, 1961 | | | |
|-------------------|------------|-------------|-----------------|-------------|----------------|-------------|------------|-------------|-------------|-------------|--------------|-------------|------------|-----------|--------------------|------------|------------|------------|
| YEAR | G | MIN | FGM-FGA | PCT | FTM-FTA | PCT | OFF | DEF | REB | AST | PF-DQ | STL | TO | BLK | PTS | PPG | RPG | APG |
| 87-88 | 52 | 940 | 114-291 | .392 | 82-105 | .781 | 43 | 84 | 127 | 100 | 105-2 | 62 | 69 | 10 | 310 | 6.0 | 2.4 | 1.9 |
| 88-89 | 79 | 2565 | 286-681 | .420 | 142-184 | .772 | 135 | 372 | 507 | 498 | 215-2 | 155 | 184 | 23 | 714 | 9.0 | 6.4 | 6.3 |
| 89-90 | 81 | 2883 | 316-696 | .454 | 138-201 | .687 | 173 | 541 | 714 | 652 | 220-1 | 139 | 173 | 30 | 772 | 9.5 | 8.8 | 8.0 |
| 90-91 | 71 | 2305 | 230-535 | .430 | 93-154 | .604 | 140 | 358 | 498 | 459 | 199-2 | 78 | 154 | 33 | 553 | 7.8 | 7.0 | 6.5 |
| TOT. | 283 | 8893 | 946-2203 | .429 | 455-644 | .707 | 491 | 1355 | 1846 | 1707 | 739-7 | 434 | 580 | 96 | 2349 | 8.3 | 6.5 | 6.0 |

Three-point field goals: 87-88, 0-6 (.000). 88-89, 0-9 (.000). 89-90, 2-21 (.095). TOT.: 2-45 (.044).

Playoffs
87-88 5 155 22-54 .407 11-16 .688 9 15 24 14 18-0 7 9 4 55 11.0 4.8 2.8
Three-point field goals: 88-89, 0-1 (.000).

| HORACE WALKER #15 | | | | | MICHIGAN STATE | | | | HEIGHT: 6-3 | | | WEIGHT: 210 | | | BORN: APR. 17, 1938 | | | |
|-------------------|----|------|---------|------|----------------|------|-----|-----|-------------|-----|-------|-------------|----|-----|---------------------|-----|-----|-----|
| YEAR | G | MIN | FGM-FGA | PCT | FTM-FTA | PCT | OFF | DEF | REB | AST | PF-DQ | STL | TO | BLK | PTS | PPG | RPG | APG |
| 61-62 | 65 | 1331 | 149-439 | .339 | 140-193 | .725 | | | 466 | 69 | 194-2 | | | | 438 | 6.7 | 7.2 | 1.1 |

| KENNY WALKER #15 | | | | | KENTUCKY | | | | HEIGHT: 6-8 | | | WEIGHT: 220 | | | BORN: AUG. 18, 1964 | | | |
|------------------|-----------|-------------|----------------|-------------|----------------|-------------|------------|------------|-------------|-----------|--------------|-------------|-----------|-----------|---------------------|------------|------------|------------|
| YEAR | G | MIN | FGM-FGA | PCT | FTM-FTA | PCT | OFF | DEF | REB | AST | PF-DQ | STL | TO | BLK | PTS | PPG | RPG | APG |
| 93-94 | 73 | 1397 | 132-274 | .482 | 87-125 | .696 | 118 | 171 | 289 | 33 | 156-1 | 26 | 44 | 59 | 351 | 4.8 | 4.0 | 0.5 |
| 94-95 | 24 | 266 | 18-42 | .429 | 21-28 | .750 | 19 | 28 | 47 | 7 | 42-0 | 5 | 15 | 5 | 57 | 2.8 | 2.0 | 0.3 |
| TOT. | 97 | 1663 | 150-316 | .475 | 108-153 | .706 | 137 | 199 | 336 | 40 | 198-1 | 31 | 59 | 65 | 408 | 4.2 | 3.5 | 0.3 |

Three-point field goals: 93-94, 0-3. 94-95, 0-0. TOT. 0-3 (.000).

| PHIL WALKER #20 | | | | | MILLERSVILLE-PA | | | | HEIGHT: 6-3 | | | WEIGHT: 190 | | | BORN: MAR. 20, 1956 | | | |
|-----------------|----|-----|---------|------|-----------------|------|-----|-----|-------------|-----|-------|-------------|----|-----|---------------------|-----|-----|-----|
| YEAR | G | MIN | FGM-FGA | PCT | FTM-FTA | PCT | OFF | DEF | REB | AST | PF-DQ | STL | TO | BLK | PTS | PPG | RPG | APG |
| 77-78 | 40 | 384 | 57-161 | .354 | 64-96 | .667 | 21 | 31 | 52 | 54 | 39-0 | 14 | 62 | 5 | 178 | 4.5 | 1.3 | 1.4 |

Playoffs
77-78 4 17 1-8 .125 4-5 .800 1 1 2 2 5-0 0 0 6 1.5 0.5 0.5

| SAMAKI WALKER #52 | | | | | LOUISVILLE | | | | HEIGHT: 6-9 | | | WEIGHT: 260 | | | BORN: FEB. 25, 1976 | | | |
|-------------------|----|-----|---------|------|------------|------|-----|-----|-------------|-----|-------|-------------|----|-----|---------------------|-----|-----|-----|
| YEAR | G | MIN | FGM-FGA | PCT | FTM-FTA | PCT | OFF | DEF | REB | AST | PF-DQ | STL | TO | BLK | PTS | PPG | RPG | APG |
| 04-05 | 14 | 134 | 11-31 | .355 | 2-3 | .667 | 8 | 10 | 18 | 4 | 25-2 | 3 | 8 | 7 | 24 | 1.7 | 1.3 | 0.3 |

| BEN WALLACE #30 | | | | | VIRGINIA UNION | | | | HEIGHT: 6-9 | | | WEIGHT: 240 | | | BORN: SEPT. 10, 1974 | | | |
|-----------------|------------|-------------|----------------|-------------|----------------|-------------|------------|------------|-------------|-----------|--------------|-------------|-----------|------------|----------------------|------------|------------|------------|
| YEAR | G | MIN | FGM-FGA | PCT | FTM-FTA | PCT | OFF | DEF | REB | AST | PF-DQ | STL | TO | BLK | PTS | PPG | RPG | APG |
| 96-97 | 34 | 197 | 16-36 | .348 | 6-20 | .300 | 25 | 33 | 58 | 2 | 27-0 | 8 | 18 | 11 | 38 | 1.1 | 1.7 | 0.1 |
| 97-98 | 67 | 1124 | 85-164 | .518 | 35-98 | .357 | 112 | 212 | 324 | 18 | 116-1 | 61 | 28 | 72 | 205 | 3.1 | 4.8 | 0.3 |
| 98-99 | 46 | 1231 | 115-199 | .587 | 47-132 | .356 | 137 | 247 | 384 | 18 | 111-0 | 50 | 36 | 90 | 277 | 6.0 | 8.3 | 0.4 |
| TOT. | 147 | 2552 | 216-399 | .541 | 88-250 | .352 | 274 | 392 | 666 | 38 | 254-1 | 119 | 82 | 173 | 520 | 3.5 | 4.5 | 0.3 |

| RASHEED WALLACE #30 | | | | | NORTH CAROLINA | | | | HEIGHT: 6-10 | | | WEIGHT: 225 | | | BORN: SEPT. 17, 1974 | | | |
|---------------------|----|------|---------|------|----------------|------|-----|-----|--------------|-----|-------|-------------|-----|-----|----------------------|------|-----|-----|
| YEAR | G | MIN | FGM-FGA | PCT | FTM-FTA | PCT | OFF | DEF | REB | AST | PF-DQ | STL | TO | BLK | PTS | PPG | RPG | APG |
| 95-96 | 65 | 1788 | 275-565 | .487 | 78-120 | .650 | 93 | 210 | 303 | 85 | 206-4 | 42 | 1-3 | 54 | 655 | 10.1 | 4.7 | 1.3 |

Three-point field goals: 95-96, 27-82 (.329)

| BEN WARLEY #33 | | | | | TENNESSEE STATE | | | | HEIGHT: 6-7 | | | WEIGHT: 200 | | | BORN: SEPT. 4, 1936 | | | |
|----------------|------------|-------------|----------------|-------------|-----------------|-------------|-----|-----|-------------|-----------|--------------|-------------|----|-----|---------------------|------------|------------|------------|
| YEAR | G | MIN | FGM-FGA | PCT | FTM-FTA | PCT | OFF | DEF | REB | AST | PF-DQ | STL | TO | BLK | PTS | PPG | RPG | APG |
| 65-66 | 56 | 767 | 115-281 | .409 | 64-97 | .660 | | | 215 | 25 | 128-2 | | | | 294 | 5.3 | 3.8 | 0.4 |
| 66-67 | 62 | 1037 | 125-312 | .401 | 134-170 | .788 | | | 325 | 51 | 176-6 | | | | 384 | 6.2 | 5.2 | 0.8 |
| TOT. | 118 | 1804 | 240-593 | .405 | 198-267 | .742 | | | 540 | 76 | 304-8 | | | | 678 | 5.7 | 4.6 | 0.6 |

Playoffs
65-66 2 9 0-4 .000 1-1 1.000 2 0 2-0 1 0.5 1.0 0.0



ALL-TIME ROSTER

OWNERSHIP /
WASHINGTON SPORTS

BASKETBALL
OPERATIONS

PLAYERS

08/09 SEASON IN
REVIEW

FRANCHISE
RECORDS

FRANCHISE
HISTORY

NBA

MEDIA
INFORMATION

BRYAN WARRICK #13 ST. JOSEPH'S-PA HEIGHT: 6-5 WEIGHT: 195 BORN: JUL. 22, 1959

| YEAR | G | MIN | FGM-FGA | PCT | FTM-FTA | PCT | OFF | DEF | REB | AST | PF-DQ | STL | TO | BLK | PTS | PPG | RPG | APG |
|-------------|-----------|------------|---------------|-------------|--------------|-------------|-----------|-----------|-----------|------------|--------------|-----------|-----------|-----------|------------|------------|------------|------------|
| 82-83 | 43 | 727 | 65-171 | .380 | 42-57 | .737 | 15 | 54 | 69 | 126 | 103-5 | 21 | 71 | 8 | 172 | 4.0 | 1.6 | 2.9 |
| 83-84 | 32 | 254 | 27-66 | .409 | 8-16 | .500 | 5 | 17 | 22 | 43 | 37-0 | 9 | 20 | 3 | 63 | 2.0 | 0.7 | 1.3 |
| TOT. | 75 | 981 | 92-237 | .388 | 50-73 | .685 | 20 | 71 | 91 | 169 | 140-5 | 30 | 91 | 11 | 235 | 3.1 | 1.2 | 2.3 |

Three-point field goals: 82-83, 0-5 (.000). 83-84, 1-3 (.333). TOT.: 1-8 (.125).

STAN WASHINGTON #20 SAN DIEGO HEIGHT: 6-4 WEIGHT: 190 BORN: JAN. 23, 1952

| YEAR | G | MIN | FGM-FGA | PCT | FTM-FTA | PCT | OFF | DEF | REB | AST | PF-DQ | STL | TO | BLK | PTS | PPG | RPG | APG |
|-------|---|-----|---------|------|---------|------|-----|-----|-----|-----|-------|-----|----|-----|-----|-----|-----|-----|
| 74-75 | 1 | 4 | 0-1 | .000 | 0-0 | .000 | 0 | 0 | 0 | 1-0 | 0 | 0 | 0 | 0.0 | 0.0 | 0.0 | | |

CHRIS WEBBER #2,#4 MICHIGAN HEIGHT: 6-10 WEIGHT: 245 BORN: MAR. 1, 1973

| YEAR | G | MIN | FGM-FGA | PCT | FTM-FTA | PCT | OFF | DEF | REB | AST | PF-DQ | STL | TO | BLK | PTS | PPG | RPG | APG |
|-------|----|------|----------|------|---------|------|-----|-----|-----|-----|-------|-----|-----|-----|------|------|------|-----|
| 94-95 | 54 | 2067 | 464-938 | .495 | 117-233 | .502 | 200 | 318 | 518 | 256 | 186-2 | 83 | 167 | 85 | 1085 | 20.1 | 9.6 | 4.7 |
| 95-96 | 15 | 558 | 150-276 | .543 | 41-69 | .594 | 37 | 77 | 114 | 75 | 51-1 | 27 | 49 | 9 | 356 | 23.7 | 7.6 | 5.0 |
| 96-97 | 72 | 2806 | 604-1167 | .518 | 177-313 | .565 | 238 | 505 | 743 | 331 | 258-6 | 122 | 230 | 137 | 1445 | 20.1 | 10.3 | 4.6 |
| 97-98 | 71 | 2809 | 647-1341 | .482 | 196-333 | .589 | 176 | 498 | 674 | 273 | 269-4 | 111 | 185 | 124 | 1555 | 21.9 | 9.5 | 3.8 |

TOT. 212 8240 1865-3722 .501 531-948 .560 651 1398 2050 935 764-13 343 631 355 4441 20.9 9.6 4.4
Three-point field goals: 94-95, 40-145 (.276). 95-96, 15-34 (.441). 96-97, 60-151 (.397) 97-98, 65-205 (.317) TOT.: 180-535 (.336).

Playoffs

| | | | | | | | | | | | | | | | | | | |
|-------|---|-----|-------|------|-----|------|---|----|----|----|------|---|----|---|----|------|-----|-----|
| 96-97 | 3 | 106 | 19-30 | .585 | 4-8 | .500 | 7 | 17 | 24 | 10 | 18-3 | 2 | 16 | 7 | 47 | 15.7 | 8.0 | 3.3 |
|-------|---|-----|-------|------|-----|------|---|----|----|----|------|---|----|---|----|------|-----|-----|

Three-point field goals: 96-97, 5-11 (.455).

JEFF WEBSTER #42 OKLAHOMA HEIGHT: 6-8 WEIGHT: 232 BORN: FEB. 19, 1971

| YEAR | G | MIN | FGM-FGA | PCT | FTM-FTA | PCT | OFF | DEF | REB | AST | PF-DQ | STL | TO | BLK | PTS | PPG | RPG | APG |
|-------|----|-----|---------|------|---------|-----|-----|-----|-----|-----|-------|-----|----|-----|-----|-----|-----|-----|
| 95-96 | 11 | 58 | 8-23 | .348 | 0-0 | — | 2 | 5 | 7 | 3 | 7-0 | 4 | 3 | 0 | 18 | 1.6 | 0.6 | 0.3 |

Three-point field goals: 95-96, 2-6 (.348).

NICK WEATHERSPOON #12 ILLINOIS HEIGHT: 6-7 WEIGHT: 197 BORN: JUL. 20, 1950

| YEAR | G | MIN | FGM-FGA | PCT | FTM-FTA | PCT | OFF | DEF | REB | AST | PF-DQ | STL | TO | BLK | PTS | PPG | RPG | APG |
|-------|----|------|---------|------|---------|------|-----|-----|-----|-----|-------|-----|----|-----|-----|-----|-----|-----|
| 73-74 | 65 | 1216 | 199-483 | .412 | 96-139 | .691 | 133 | 264 | 397 | 38 | 179-1 | 48 | | 16 | 494 | 7.6 | 6.1 | 0.6 |
| 74-75 | 82 | 1347 | 256-562 | .456 | 103-138 | .746 | 132 | 214 | 346 | 51 | 212-2 | 65 | | 21 | 615 | 7.5 | 4.2 | 0.6 |
| 75-76 | 64 | 1083 | 218-458 | .476 | 96-137 | .701 | 85 | 189 | 274 | 55 | 172-2 | 46 | | 16 | 532 | 8.3 | 4.3 | 0.9 |
| 76-77 | 11 | 152 | 27-76 | .355 | 5-8 | .625 | 11 | 13 | 24 | 2 | 19-0 | 3 | | 5 | 59 | 5.4 | 2.2 | 0.2 |

TOT. 222 3798 700-1579 .443 300-422 .711 361 680 1041 146 582-5 182 5 1700 7.7 4.7 0.7

Playoffs

| | | | | | | | | | | | | | | | | | | |
|--|----|-----|--------|------|-------|------|----|----|----|----|------|----|--|---|-----|------|-----|-----|
| 73-74 | 7 | 87 | 9-19 | .474 | 2-5 | .400 | 11 | 16 | 27 | | 11-0 | 2 | | 2 | 20 | 2.9 | 3.9 | 0.0 |
| 74-75 | 17 | 404 | 70-136 | .515 | 35-43 | .814 | 25 | 56 | 81 | 16 | 56-0 | 14 | | 2 | 175 | 10.3 | 4.8 | 0.9 |
| 75-76 | 7 | 224 | 36-80 | .450 | 14-25 | .560 | 10 | 32 | 42 | 10 | 28-1 | 2 | | 4 | 86 | 12.3 | 6.0 | 1.4 |
| TOT. 31 715 115-235 .489 51-73 .699 46 104 150 26 95-1 18 8 281 9.1 4.8 0.8 | | | | | | | | | | | | | | | | | | |

BOB WEISS #8 PENN STATE HEIGHT: 6-2 WEIGHT: 180 BORN: MAY 7, 1942

| YEAR | G | MIN | FGM-FGA | PCT | FTM-FTA | PCT | OFF | DEF | REB | AST | PF-DQ | STL | TO | BLK | PTS | PPG | RPG | APG |
|-------|----|-----|---------|------|---------|------|-----|-----|-----|-----|-------|-----|----|-----|-----|-----|-----|-----|
| 76-77 | 62 | 768 | 62-133 | .466 | 29-37 | .784 | 15 | 54 | 69 | 130 | 66-0 | 53 | | 7 | 153 | 2.5 | 1.1 | 2.1 |

Playoffs

| | | | | | | | | | | | | | | | | | | |
|-------|---|----|-----|------|-----|------|---|---|---|---|-----|---|--|---|---|-----|-----|-----|
| 76-77 | 4 | 34 | 3-5 | .600 | 0-1 | .000 | 0 | 2 | 2 | 2 | 5-0 | 1 | | 0 | 6 | 1.5 | 0.5 | 0.5 |
|-------|---|----|-----|------|-----|------|---|---|---|---|-----|---|--|---|---|-----|-----|-----|

RALPH WELLS #10 NORTHWESTERN HEIGHT: 6-1 WEIGHT: 180 BORN: SEPT. 3, 1940

| YEAR | G | MIN | FGM-FGA | PCT | FTM-FTA | PCT | OFF | DEF | REB | AST | PF-DQ | STL | TO | BLK | PTS | PPG | RPG | APG |
|-------|---|-----|---------|------|---------|------|-----|-----|-----|-----|-------|-----|----|-----|-----|-----|-----|-----|
| 62-63 | 3 | 48 | 1-7 | .143 | 0-7 | .000 | | | 6 | 7 | 6-0 | | | | 2 | 0.7 | 2.0 | 2.3 |

WALT WESLEY #31,#44 KANSAS HEIGHT: 6-11 WEIGHT: 230 BORN: JAN. 25, 1945

| YEAR | G | MIN | FGM-FGA | PCT | FTM-FTA | PCT | OFF | DEF | REB | AST | PF-DQ | STL | TO | BLK | PTS | PPG | RPG | APG |
|-------|----|-----|---------|------|---------|------|-----|-----|-----|-----|-------|-----|----|-----|-----|-----|-----|-----|
| 73-74 | 39 | 400 | 71-151 | .470 | 26-43 | .605 | 63 | 73 | 136 | 14 | 74-1 | 9 | | 20 | 168 | 4.3 | 3.5 | 0.4 |

Playoffs

| | | | | | | | | | | | | | | | | | | |
|-------|---|---|-----|------|-----|------|--|--|--|--|--|--|--|--|--|--|--|-----|
| 73-74 | 1 | 1 | 0-0 | .000 | 0-0 | .000 | | | | | | | | | | | | 0.0 |
|-------|---|---|-----|------|-----|------|--|--|--|--|--|--|--|--|--|--|--|-----|

ROLAND WEST #33 CINCINNATI HEIGHT: 6-4 WEIGHT: 178 BORN: JUN. 6, 1944

| YEAR | G | MIN | FGM-FGA | PCT | FTM-FTA | PCT | OFF | DEF | REB | AST | PF-DQ | STL | TO | BLK | PTS | PPG | RPG | APG |
|-------|---|-----|---------|------|---------|------|-----|-----|-----|-----|-------|-----|----|-----|-----|-----|-----|-----|
| 67-68 | 4 | 14 | 2-5 | .400 | 0-0 | .000 | | | 5 | 3-0 | | | | | 4 | 1.0 | 1.3 | 0.0 |

ENNIS WHATLEY #2 ALABAMA HEIGHT: 6-3 WEIGHT: 177 BORN: AUG. 11, 1962

| YEAR | G | MIN | FGM-FGA | PCT | FTM-FTA | PCT | OFF | DEF | REB | AST | PF-DQ | STL | TO | BLK | PTS | PPG | RPG | APG |
|--|----|------|---------|------|---------|------|-----|-----|-----|-----|-------|-----|-----|-----|-----|-----|-----|-----|
| 85-86 | 4 | 27 | 5-14 | .357 | 1-3 | .333 | 2 | 5 | 7 | 7 | 1-0 | 5 | | 1 | 11 | 2.8 | 1.8 | 1.8 |
| 86-87 | 73 | 1816 | 246-515 | .478 | 126-165 | .764 | 58 | 136 | 194 | 392 | 172-0 | 92 | 138 | 10 | 618 | 8.5 | 0.4 | 5.4 |
| TOT. 77 1843 251-529 .478 127-168 .756 60 141 201 399 173-0 97 11 629 8.2 2.6 5.2 | | | | | | | | | | | | | | | | | | |

Three-point field goals: 86-87, 0-2 (.000). TOT.: 0-2 (.000).

Playoffs

| | | | | | | | | | | | | | | | | | |
|-------|---|----|------|------|--|--|---|---|---|---|-----|---|--|---|-----|-----|-----|
| 86-87 | 2 | 32 | 3-12 | .250 | | | 1 | 2 | 3 | 6 | 2-0 | 2 | | 6 | 3.0 | 1.5 | 3.0 |
|-------|---|----|------|------|--|--|---|---|---|---|-----|---|--|---|-----|-----|-----|



ALL-TIME ROSTER

| JAHIDI WHITE #55 | | | | | GEORGETOWN | | | | | HEIGHT: 6-9 | | | WEIGHT: 290 | | | BORN: FEB. 19, 1976 | | |
|------------------|------------|-------------|-----------------|-------------|----------------|-------------|------------|-------------|-------------|-------------|--------------|-----------|-------------|------------|-------------|---------------------|------------|------------|
| YEAR | G | MIN | FGM-FGA | PCT | FTM-FTA | PCT | OFF | DEF | REB | AST | PF-DQ | STL | TO | BLK | PTS | PPG | RPG | APG |
| 98-99 | 20 | 191 | 17-32 | .531 | 15-35 | .429 | 23 | 25 | 58 | 1 | 39-1 | 3 | 16 | 11 | 49 | 2.5 | 2.9 | 0.1 |
| 99-00 | 80 | 1537 | 228-450 | .507 | 113-211 | .536 | 202 | 351 | 553 | 15 | 234-2 | 31 | 94 | 83 | 569 | 7.1 | 6.9 | 0.2 |
| 00-01 | 68 | 1609 | 203-408 | .497 | 177-312 | .567 | 178 | 343 | 521 | 20 | 211-3 | 32 | 136 | 111 | 583 | 8.6 | 7.7 | 0.3 |
| 01-02 | 71 | 1346 | 150-279 | .538 | 83-154 | .539 | 159 | 285 | 444 | 17 | 163-0 | 25 | 65 | 75 | 383 | 5.4 | 6.3 | 0.2 |
| 02-03 | 16 | 230 | 25-53 | .472 | 17-25 | .680 | 37 | 36 | 73 | 2 | 33-1 | 1 | 9 | 12 | 67 | 4.2 | 4.7 | 0.1 |
| TOT. | 255 | 4913 | 623-1222 | .510 | 405-737 | .550 | 599 | 1050 | 1649 | 55 | 670-7 | 92 | 320 | 403 | 1651 | 6.5 | 6.5 | 0.2 |

Three-point field goals: 00-01, 0-1 (.000). TOT.: 0-1 (.000).

| CHRIS WHITNEY #12 | | | | | CLEMSON | | | | | HEIGHT: 6-0 | | | WEIGHT: 175 | | | BORN: OCT. 5, 1971 | | |
|-------------------|------------|-------------|------------------|-------------|----------------|-------------|-----------|------------|------------|-------------|--------------|------------|-------------|-----------|-------------|--------------------|------------|------------|
| YEAR | G | MIN | FGM-FGA | PCT | FTM-FTA | PCT | OFF | DEF | REB | AST | PF-DQ | STL | TO | BLK | PTS | PPG | RPG | APG |
| 95-96 | 21 | 335 | 45-99 | .455 | 41-44 | .932 | 2 | 31 | 33 | 51 | 46-0 | 18 | 23 | 1 | 150 | 7.1 | 1.6 | 2.4 |
| 96-97 | 82 | 1117 | 139-330 | .421 | 94-113 | .832 | 13 | 91 | 104 | 182 | 100-0 | 49 | 68 | 4 | 430 | 5.2 | 1.3 | 2.2 |
| 97-98 | 82 | 1073 | 126-355 | .355 | 118-129 | .915 | 16 | 99 | 115 | 196 | 106-0 | 34 | 65 | 6 | 422 | 5.1 | 1.4 | 2.4 |
| 98-99 | 39 | 441 | 64-156 | .410 | 27-31 | .871 | 8 | 39 | 47 | 69 | 49-0 | 18 | 36 | 2 | 187 | 4.8 | 1.2 | 1.8 |
| 99-00 | 82 | 1627 | 217-521 | .417 | 112-132 | .848 | 20 | 114 | 134 | 313 | 166-1 | 55 | 107 | 5 | 642 | 7.8 | 1.6 | 3.8 |
| 00-01 | 59 | 1532 | 182-470 | .387 | 101-113 | .894 | 12 | 94 | 106 | 248 | 150-5 | 55 | 103 | 3 | 558 | 9.5 | 1.8 | 4.2 |
| 01-02 | 82 | 2171 | 274-656 | .418 | 154-175 | .880 | 11 | 141 | 152 | 314 | 182-1 | 72 | 85 | 6 | 833 | 10.2 | 1.9 | 3.8 |
| 03-04 | 16 | 186 | 17-45 | .378 | 5-5 | 1.000 | 3 | 12 | 15 | 14 | 6-0 | 6 | 6 | 2 | 47 | 2.9 | 0.9 | 0.8 |
| TOT. | 463 | 8482 | 1064-2632 | .404 | 652-742 | .878 | 85 | 621 | 706 | 1387 | 805-7 | 293 | 493 | 29 | 3269 | 7.0 | 1.5 | 3.0 |

Three-point field goals: 95-96, 19-44 (.432). 96-97, 58-163 (.356). 97-98, 52-169 (.308). 98-99, 32-95 (.337). 99-00, 96-255 (.376). 00-01, 93-248 (.387). 01-02, (131-323) (.406). 03-04, 8-18 (.444). TOT.: 481-1297 (.371).

Playoffs

| | | | | | | | | | | | | | | | | | | |
|-------|---|----|-----|------|-----|-------|---|---|---|---|-----|---|---|---|---|-----|-----|-----|
| 96-97 | 3 | 20 | 2-5 | .400 | 1-1 | 1.000 | 0 | 2 | 2 | 2 | 1-0 | 0 | 5 | 0 | 7 | 2.3 | 0.7 | 0.7 |
|-------|---|----|-----|------|-----|-------|---|---|---|---|-----|---|---|---|---|-----|-----|-----|

Three-point field goals: 96-97, 2-4 (.500).

| MIKE WILKS #29 | | | | | RICE | | | | | HEIGHT: 5-10 | | | WEIGHT: 180 | | | BORN: MAY 7, 1979 | | |
|----------------|---|-----|---------|------|---------|-----|-----|-----|-----|--------------|-------|-----|-------------|-----|-----|-------------------|-----|-----|
| YEAR | G | MIN | FGM-FGA | PCT | FTM-FTA | PCT | OFF | DEF | REB | AST | PF-DQ | STL | TO | BLK | PTS | PPG | RPG | APG |
| 07-08 | 4 | 44 | 2-4 | .500 | 0-0 | --- | 1 | 5 | 6 | 3 | 2-0 | 3 | 1 | 0 | 5 | 1.3 | 1.5 | 0.8 |

Three-point field goals: 07-08, 1-2 (.500).

| AARON WILLIAMS #12 | | | | | XAVIER | | | | | HEIGHT: 6-9 | | | WEIGHT: 225 | | | BORN: OCT. 2, 1971 | | |
|--------------------|----|------|---------|------|---------|------|-----|-----|-----|-------------|-------|-----|-------------|-----|-----|--------------------|-----|-----|
| YEAR | G | MIN | FGM-FGA | PCT | FTM-FTA | PCT | OFF | DEF | REB | AST | PF-DQ | STL | TO | BLK | PTS | PPG | RPG | APG |
| 99-00 | 81 | 1545 | 235-450 | .522 | 146-201 | .726 | 159 | 250 | 209 | 58 | 234-2 | 82 | 41 | 92 | 61 | 7.6 | 5.0 | 0.7 |

Three-point field goals: 99-00, 0-3 (.000).

| GUS WILLIAMS #1 | | | | | SOUTHERN CALIFORNIA | | | | | HEIGHT: 6-2 | | | WEIGHT: 175 | | | BORN: OCT. 10, 1953 | | |
|-----------------|------------|-------------|------------------|-------------|---------------------|-------------|------------|------------|------------|-------------|--------------|------------|-------------|-----------|-------------|---------------------|------------|------------|
| YEAR | G | MIN | FGM-FGA | PCT | FTM-FTA | PCT | OFF | DEF | REB | AST | PF-DQ | STL | TO | BLK | PTS | PPG | RPG | APG |
| 84-85 | 79 | 2960 | 638-1483 | .430 | 251-346 | .725 | 72 | 123 | 195 | 608 | 159-1 | 178 | 213 | 32 | 1578 | 20.0 | 2.5 | 7.7 |
| 85-86 | 77 | 2284 | 434-1013 | .428 | 1138-88 | .734 | 52 | 114 | 166 | 453 | 113-0 | 96 | 160 | 15 | 1036 | 13.5 | 2.2 | 5.9 |
| TOT. | 156 | 5244 | 1072-2496 | .429 | 389-534 | .728 | 124 | 237 | 361 | 1061 | 272-1 | 274 | 373 | 47 | 2614 | 16.6 | 2.3 | 6.8 |

Three-point field goals: 84-85, 51-176 (.290). 85-86, 30-116 (.259). TOT.: 81-292 (.277).

Playoffs

| | | | | | | | | | | | | | | | | | | |
|-------------|----------|------------|---------------|-------------|--------------|-------------|----------|-----------|-----------|-----------|-------------|-----------|-----------|----------|------------|-------------|------------|------------|
| 84-85 | 4 | 158 | 30-71 | .423 | 9-12 | .750 | 4 | 4 | 8 | 20 | 5-0 | 5 | 13 | 1 | 72 | 18.0 | 2.0 | 5.0 |
| 85-86 | 5 | 199 | 38-79 | .481 | 14-18 | .778 | 4 | 6 | 10 | 33 | 11-0 | 11 | 7 | 0 | 91 | 18.2 | 2.0 | 6.6 |
| TOT. | 9 | 357 | 68-150 | .453 | 23-30 | .767 | 8 | 10 | 18 | 53 | 16-0 | 16 | 20 | 1 | 163 | 18.1 | 2.0 | 5.9 |

Three-point field goals: 84-84, 3-10 (.300). 85-86, 1-10 (.100). TOT.: 4-20 (.200).

| GUY WILLIAMS #3 | | | | | WASHINGTON STATE | | | | | HEIGHT: 6-9 | | | WEIGHT: 200 | | | BORN: JUL. 1, 1960 | | |
|-----------------|----------------------|-----|---------|------|------------------|------|-----|-----|-----|-------------|-------|-----|-------------|-----|-----|--------------------|-----|-----|
| YEAR | G | MIN | FGM-FGA | PCT | FTM-FTA | PCT | OFF | DEF | REB | AST | PF-DQ | STL | TO | BLK | PTS | PPG | RPG | APG |
| 83-84 | Injured Did Not Play | | | | | | | | | | | | | | | | | |
| 84-85 | 21 | 119 | 29-63 | .460 | 2-5 | .400 | 15 | 12 | 27 | 9 | 17-0 | 5 | 8 | 2 | 61 | 2.9 | 1.3 | 0.4 |

Three-point field goals: 84-84, 41 (.250).



ALL-TIME ROSTER

OWNERSHIP / WASHINGTON SPORTS

BASKETBALL OPERATIONS

PLAYERS

08/09 SEASON IN REVIEW

FRANCHISE RECORDS

FRANCHISE HISTORY

NBA

MEDIA INFORMATION

| JOHN WILLIAMS #34 | | | | LOUISIANA STATE | | | | HEIGHT: 6-9 | | | WEIGHT: 260 | | | BORN: OCT. 6, 1966 | | | | |
|-------------------|------------|-------------|------------------|-----------------|----------------|-------------|------------|-------------|-------------|------------|--------------|------------|------------|--------------------|-------------|-------------|------------|------------|
| YEAR | G | MIN | FGM-FGA | PCT | FTM-FTA | PCT | OFF | DEF | REB | AST | PF-DO | STL | TO | BLK | PTS | PPG | RPG | APG |
| 86-87 | 78 | 1773 | 283-624 | .454 | 144-223 | .646 | 130 | 236 | 366 | 191 | 173-1 | 129 | 122 | 30 | 718 | 9.2 | 4.7 | 2.4 |
| 87-88 | 82 | 2428 | 427-910 | .469 | 188-256 | .734 | 127 | 317 | 444 | 232 | 217-3 | 117 | 145 | 34 | 1047 | 12.8 | 5.4 | 2.8 |
| 88-89 | 82 | 2413 | 438-940 | .466 | 225-290 | .776 | 158 | 415 | 573 | 356 | 213-1 | 142 | 157 | 70 | 1120 | 13.7 | 7.0 | 4.3 |
| 89-90 | 18 | 632 | 130-274 | .474 | 65-84 | .774 | 27 | 109 | 136 | 84 | 33-0 | 21 | 43 | 9 | 327 | 18.2 | 7.6 | 4.7 |
| 90-91 | 33 | 941 | 164-393 | .417 | 73-97 | .753 | 42 | 135 | 177 | 133 | 63-0 | 39 | 68 | 6 | 411 | 12.5 | 5.4 | 4.0 |
| TOT. | 260 | 7246 | 1278-2748 | .465 | 622-853 | .729 | 442 | 1077 | 1519 | 865 | 636-5 | 408 | 535 | 144 | 3212 | 13.5 | 5.8 | 3.3 |

Three-point field goals: 87-87, 8-36 (.222). 87-88, 5-32 (.132). 88-89, 19-17 (.268). 89-90, 2-18 (.111). 90-91, 10-41 (.244).
TOT. 34-163 (.208).

Playoffs

| | | | | | | | | | | | | | | | | | | |
|-------------|----------|------------|--------------|-------------|--------------|-------------|-----------|-----------|-----------|-----------|-------------|-----------|-----------|----------|-----------|-------------|------------|------------|
| 86-87 | 3 | 49 | 8-14 | .571 | 4-7 | .571 | 4 | 7 | 11 | 2 | 3-0 | 2 | 2 | 0 | 20 | 6.7 | 3.7 | 0.7 |
| 87-88 | 5 | 185 | 23-48 | .479 | 19-32 | .549 | 11 | 18 | 29 | 21 | 18-1 | 8 | 12 | 4 | 65 | 13.0 | 5.8 | 4. |
| TOT. | 8 | 234 | 31-62 | .500 | 23-39 | .590 | 15 | 25 | 40 | 23 | 21-1 | 10 | 14 | 4 | 94 | 11.8 | 5.0 | 2.9 |

Three-point field goals: 86-87, 0-1 (.000). 87-88, 0-1 (.000). TOT. 0-2 (.000).

| LORENZO WILLIAMS #43 | | | | SETSTON | | | | HEIGHT: 6-9 | | | WEIGHT: 230 | | | BORN: JUL. 15, 1969 | | | | | |
|----------------------|----------------------------|------------|--------------|-------------|------------|-------------|-----------|-------------|------------|----------|-------------|-----------|-----------|---------------------|-----------|------------|------------|------------|--|
| YEAR | G | MIN | FGM-FGA | PCT | FTM-FTA | PCT | OFF | DEF | REB | AST | PF-DO | STL | TO | BLK | PTS | PPG | RPG | APG | |
| 96-97 | 19 | 264 | 20-31 | .645 | 5-7 | .714 | 28 | 41 | 69 | 4 | 49-0 | 6 | 18 | 8 | 45 | 5.2 | 3.6 | 0.2 | |
| 97-98 | 14 | 111 | 13-17 | .765 | 0-2 | .000 | 16 | 10 | 26 | 3 | 17-0 | 2 | 2 | 3 | 26 | 1.9 | 1.9 | 0.2 | |
| 98-99 | Injured List-Entire Season | | | | | | | | | | | | | | | | | | |
| 99-00 | 8 | 76 | 7-9 | .778 | 0-0 | .000 | 12 | 13 | 25 | 1 | 13-0 | 3 | 3 | 6 | 14 | 1.6 | 3.1 | 0.1 | |
| TOT. | 41 | 451 | 40-57 | .702 | 5-9 | .556 | 56 | 64 | 120 | 8 | 79-0 | 11 | 23 | 6 | 85 | 2.1 | 2.9 | 0.2 | |

Playoffs

| | | | | | | | | | | | | | | | | | | |
|-------|---|---|-----|-------|-----|-------|---|---|---|---|-----|---|---|---|---|-----|-----|-----|
| 96-97 | 2 | 5 | 1-1 | 1.000 | 0-0 | ----- | 0 | 0 | 0 | 0 | 0-0 | 0 | 0 | 0 | 2 | 1.0 | 0.0 | 0.0 |
|-------|---|---|-----|-------|-----|-------|---|---|---|---|-----|---|---|---|---|-----|-----|-----|

| JOHN WILLIAMSON #23 | | | | NEW MEXICO STATE | | | | HEIGHT: 6-2 | | | WEIGHT: 195 | | | BORN: NOV. 10, 1952 | | | | | |
|--|----|-----|---------|------------------|---------|-------|-----|-------------|-----|-----|-------------|-----|----|---------------------|-----|------|-----|-----|--|
| YEAR | G | MIN | FGM-FGA | PCT | FTM-FTA | PCT | OFF | DEF | REB | AST | PF-DO | STL | TO | BLK | PTS | PPG | RPG | APG | |
| 79-80 | 30 | 603 | 153-356 | 1.430 | 40-50 | .800 | 14 | 31 | 45 | 39 | 66-0 | 10 | | 10 | 349 | 11.6 | 1.5 | 1.3 | |
| Three-point field goals: 79-80, 3-16 (.188). | | | | | | | | | | | | | | | | | | | |
| Playoffs | | | | | | | | | | | | | | | | | | | |
| 79-80 | 2 | 31 | 11-19 | .579 | 3-3 | 1.000 | 1 | 1 | 2 | 1 | 7-0 | | | | 27 | 13.5 | 1.0 | 0.5 | |
| Three-point field goals: 79-80, 2-6 (.333). | | | | | | | | | | | | | | | | | | | |

| MICHAEL WILSON #2 | | | | MARQUETTE | | | | HEIGHT: 6-3 | | | WEIGHT: 175 | | | BORN: SEPT. 15, 1959 | | | | |
|---|---|-----|---------|-----------|---------|------|-----|-------------|-----|-----|-------------|-----|----|----------------------|-----|-----|-----|-----|
| YEAR | G | MIN | FGM-FGA | PCT | FTM-FTA | PCT | OFF | DEF | REB | AST | PF-DO | STL | TO | BLK | PTS | PPG | RPG | APG |
| 83-84 | 6 | 26 | 0-2 | .000 | 1-2 | .500 | 1 | 0 | 1 | 3 | 5-0 | 0 | 3 | 0 | 1 | 0.2 | 0.2 | 0.5 |
| Three-point field goals: 83-84, 0-1 (.000). | | | | | | | | | | | | | | | | | | |

| DAVID WINGATE #55 | | | | GEORGETOWN | | | | HEIGHT: 6-5 | | | WEIGHT: 185 | | | BORN: DEC. 15, 1963 | | | | |
|--|----|------|---------|------------|---------|------|-----|-------------|-----|-----|-------------|-----|-----|---------------------|-----|-----|-----|-----|
| YEAR | G | MIN | FGM-FGA | PCT | FTM-FTA | PCT | OFF | DEF | REB | AST | PF-DO | STL | TO | BLK | PTS | PPG | RPG | APG |
| 91-92 | 81 | 2127 | 266-572 | .465 | 105-146 | .719 | 80 | 189 | 269 | 247 | 162-1 | 123 | 124 | 21 | 638 | 7.9 | 3.3 | 3.0 |
| Three-point field goals: 91-92, 1-18 (.055). | | | | | | | | | | | | | | | | | | |

| GARRY WITTS #20 | | | | HOLY CROSS | | | | HEIGHT: 6-7 | | | WEIGHT: 190 | | | BORN: JUL. 3, 1959 | | | | | |
|---|----|-----|---------|------------|---------|------|-----|-------------|-----|-----|-------------|-----|----|--------------------|-----|-----|-----|-----|--|
| YEAR | G | MIN | FGM-FGA | PCT | FTM-FTA | PCT | OFF | DEF | REB | AST | PF-DO | STL | TO | BLK | PTS | PPG | RPG | APG | |
| 81-82 | 46 | 493 | 49-84 | .583 | 33-40 | .825 | 29 | 33 | 62 | 38 | 74-1 | 17 | 35 | 4 | 132 | 2.9 | 1.3 | 0.8 | |
| Three-point field goals: 81-82, 1-2 (.500). | | | | | | | | | | | | | | | | | | | |
| Playoffs | | | | | | | | | | | | | | | | | | | |
| 81-82 | 4 | 28 | 2-2 | 1.000 | 1-2 | .500 | 2 | 1 | 3 | 2 | 6-0 | 1 | | 0 | 5 | 1.3 | 0.8 | 0.5 | |

| LEON WOOD #32 | | | | CAL. STATE FULLERTON | | | | HEIGHT: 6-3 | | | WEIGHT: 185 | | | BORN: MAR. 25, 1962 | | | | | |
|---|----|-----|---------|----------------------|---------|------|-----|-------------|-----|-----|-------------|-----|----|---------------------|-----|-----|-----|-----|--|
| YEAR | G | MIN | FGM-FGA | PCT | FTM-FTA | PCT | OFF | DEF | REB | AST | PF-DO | STL | TO | BLK | PTS | PPG | RPG | APG | |
| 85-86 | 39 | 743 | 127-330 | .385 | 96-121 | .793 | 16 | 47 | 63 | 107 | 46-0 | 20 | | 0 | 378 | 9.7 | 1.6 | 2.7 | |
| Three-point field goals: 85-86, 28-85 (.329). | | | | | | | | | | | | | | | | | | | |
| Playoffs | | | | | | | | | | | | | | | | | | | |
| 85-86 | 1 | 2 | 1-5 | .200 | 2-2 | .000 | 0 | 0 | 0 | 0 | 0-0 | 0 | 0 | 0 | 5 | 5.0 | 0.0 | 0.0 | |
| Three-point field goals: 85-86, 1-1 (1.000). | | | | | | | | | | | | | | | | | | | |

| HAYWOOD WORKMAN #3 | | | | ORAL ROBERTS | | | | HEIGHT: 6-3 | | | WEIGHT: 180 | | | BORN: JAN. 23, 1966 | | | | |
|---|----|------|---------|--------------|---------|------|-----|-------------|-----|-----|-------------|-----|-----|---------------------|-----|-----|-----|-----|
| YEAR | G | MIN | FGM-FGA | PCT | FTM-FTA | PCT | OFF | DEF | REB | AST | PF-DO | STL | TO | BLK | PTS | PPG | RPG | APG |
| 90-91 | 73 | 2034 | 234-515 | .454 | 101-133 | .759 | 51 | 191 | 242 | 353 | 162-1 | 87 | 135 | 7 | 581 | 8.0 | 3.3 | 4.8 |
| Three-point field goals: 90-91, 12-50 (.240). | | | | | | | | | | | | | | | | | | |



ALL-TIME ROSTER

| TOM WORKMAN #40 | | | | SEATTLE | | | | HEIGHT: 6-7 | | | | WEIGHT: 230 | | | BORN: NOV. 14, 1944 | | | |
|-----------------|-----------|-----------|--------------|-------------|--------------|-------------|-----|-------------|-----------|----------|-------------|-------------|----|-----|---------------------|------------|------------|------------|
| YEAR | G | MIN | FGM-FGA | PCT | FTM-FTA | PCT | OFF | DEF | REB | AST | PF-DQ | STL | TO | BLK | PTS | PPG | RPG | APG |
| 67-68 | 1 | 10 | 0-2 | .000 | 1-1 | 1.000 | | | 1 | 0 | 3-0 | | | | 1 | 1.0 | 1.0 | 0.0 |
| 68-69 | 21 | 86 | 22-54 | .407 | 9-15 | .600 | | | 27 | 2 | 16-0 | | | | 53 | 2.5 | 1.3 | 0.1 |
| TOT. | 22 | 96 | 22-56 | .393 | 10-16 | .625 | | | 28 | 2 | 19-0 | | | | 54 | 2.5 | 1.0 | 0.0 |

Playoffs
68-69 1 2 0-1 .000 0-0 .000 1 0 0-0 0 0.0 1.0 0.0

| LARRY WRIGHT #32 | | | | GRAMBLING | | | | HEIGHT: 6-1 | | | | WEIGHT: 160 | | | BORN: NOV. 23, 1954 | | | |
|------------------|------------|-------------|------------------|--------------|----------------|-------------|------------|-------------|------------|-------------|--------------|-------------|------------|-----------|---------------------|------------|------------|------------|
| YEAR | G | MIN | FGM-FGA | PCT | FTM-FTA | PCT | OFF | DEF | REB | AST | PF-DQ | STL | TO | BLK | PTS | PPG | RPG | APG |
| 76-77 | 78 | 1421 | 262-595 | .440 | 88-115 | .765 | 32 | 66 | 98 | 232 | 170-0 | 55 | | 5 | 612 | 7.8 | 1.3 | 3.0 |
| 77-78 | 70 | 1466 | 283-570 | .496 | 76-107 | .710 | 31 | 71 | 102 | 260 | 195-3 | 68 | 134 | 15 | 642 | 9.2 | 1.5 | 3.7 |
| 78-79 | 73 | 1658 | 276-589 | .469 | 125-168 | .744 | 48 | 92 | 140 | 298 | 166-3 | 69 | 119 | 13 | 677 | 9.3 | 1.9 | 4.1 |
| 79-80 | 76 | 1266 | 229-500 | .458 | 96-108 | .889 | 40 | 82 | 122 | 222 | 144-3 | 49 | 108 | 18 | 558 | 7.3 | 1.6 | 2.9 |
| TOT. | 297 | 5831 | 1050-2254 | 1.466 | 385-498 | .773 | 151 | 311 | 462 | 1012 | 675-9 | 241 | 361 | 51 | 2489 | 8.4 | 1.6 | 3.4 |

Three-point field goals: 79-80, 4-16 (.250).

Playoffs
76-77 8 104 19-39 .487 15-21 .714 1 6 7 16 18-1 7 1 53 6.6 0.9 2.0
77-78 21 402 76-163 .466 19-25 .760 7 24 31 67 58-1 17 28 2 171 8.1 1.5 3.2
78-79 18 331 62-129 .481 27-30 .900 12 13 25 44 49-1 10 27 4 151 8.4 1.9 4.1
79-80 2 33 9-17 .529 4-5 .800 1 1 2 6 6-0 3 0 22 11.0 1.6 2.9
TOT. **49** **870** **166-348** **.477** **65-81** **.802** **21** **44** **65** **133** **131-3** **37** **55** **7** **397** **8.1** **1.3** **2.7**

| NICK YOUNG #1 | | | | USC | | | | HEIGHT: 6-7 | | | | WEIGHT: 210 | | | BORN: JUN. 1, 1985 | | | |
|---------------|------------|-------------|-----------------|-------------|----------------|-------------|-----------|-------------|------------|------------|--------------|-------------|------------|-----------|--------------------|------------|------------|------------|
| YEAR | G | MIN | FGM-FGA | PCT | FTM-FTA | PCT | OFF | DEF | REB | AST | PF-DQ | STL | TO | BLK | PTS | PPG | RPG | APG |
| 07-08 | 75 | 1158 | 210-478 | .439 | 101-124 | .815 | 23 | 92 | 115 | 63 | 130-1 | 35 | 94 | 7 | 561 | 7.5 | 1.5 | 0.8 |
| 08-09 | 82 | 1837 | 336-756 | .444 | 164-193 | .850 | 31 | 119 | 150 | 95 | 140-0 | 39 | 92 | 20 | 892 | 10.9 | 1.8 | 1.2 |
| TOT | 157 | 2994 | 546-1234 | .442 | 265-317 | .836 | 54 | 211 | 265 | 158 | 270-1 | 74 | 186 | 27 | 1453 | 9.3 | 1.7 | 1.0 |

Three-point field goals: 07-08, 40-100 (.400). 08-09, 56-164 (.341). TOT. 96-264 (.364).

Playoffs
07-08 4 17 1-9 .111 3-4 .750 1 1 2 1 1-0 2 1 0 5 1.3 0.5 0.3
Three-point field goals: 07-08, 0-2 (.000).

| GARY ZELLER #11 | | | | DRAKE | | | | HEIGHT: 6-3 | | | | WEIGHT: 205 | | | BORN: NOV. 20, 1947 | | | |
|-----------------|-----------|------------|----------------|-------------|--------------|-------------|-----|-------------|-----------|-----------|--------------|-------------|----|-----|---------------------|------------|------------|------------|
| YEAR | G | MIN | FGM-FGA | PCT | FTM-FTA | PCT | OFF | DEF | REB | AST | PF-DQ | STL | TO | BLK | PTS | PPG | RPG | APG |
| 70-71 | 50 | 226 | 34-115 | .296 | 15-28 | .536 | | | 27 | 7 | 43-0 | | | | 83 | 1.7 | 0.5 | 0.1 |
| 71-72 | 28 | 471 | 83-229 | .362 | 22-35 | .629 | | | 65 | 30 | 62-0 | | | | 188 | 6.7 | 2.3 | 1.1 |
| TOT. | 78 | 697 | 117-344 | .340 | 37-63 | .587 | | | 92 | 37 | 105-0 | | | | 271 | 3.5 | 1.2 | 0.5 |

Playoffs
70-71 15 67 12-35 .343 2-7 .286 13 4 15-0 26 1.7 0.7

OWNERSHIP/
WASHINGTON SPORTS

BASKETBALL
OPERATIONS

PLAYERS

08/09 SEASON IN
REVIEW

FRANCHISE
RECORDS

FRANCHISE
HISTORY

NBA

MEDIA
INFORMATION





It's good for three.



FiOS® Triple Play. Get more entertainment, more value and more access to your Wizards when you bundle FiOS TV, FiOS Internet and home phone together for one low price. It's how true Wizards fans get more Wizards for less.

Official Telecommunications
Provider of the Washington Wizards



**THIS IS
FiOS.
THIS IS
BIG.**

CALL 1.888.214.3144

Click www.verizon.com/events

FiOS available in select areas. ©2009 Verizon.

2009
2010

NBA



WWW.WASHINGTONWIZARDS.COM



ATLANTA HAWKS



Ownership..... Bruce Levenson, Michael Gearon, Steven Belkin, Ed Peskowitz, Rutherford Seydel, Todd Foreman, Felix Riccio, Michael Gearon Sr., Beau Turner

Executive Vice President/General Manager Rick Sund

Assistant General Managers David Pendergraft, Scott Wilkinson

Head Coach Mike Woodson

Assistant Coaches Larry Drew, Bob Bender, Jim Todd, Tyrone Hill

Athletic Trainer Wally Blase

Vice President of Public Relations Arthur Triche

Director of Media Relations Jon Steinberg

Sr. Manager of Media Relations Jason Roose

Home Court Philips Arena (18,729)

Radio WQXI (Sports Radio 790 The Zone); Steve Holman

TV FS South/SportSouth; Bob Rathbun, Dominique Wilkins, James Verrett

2009-10 vs. WIZARDS: Oct. 30 at Atlanta, Jan. 13 at Atlanta, Feb. 6 at Washington, Apr. 10 at Washington
2008-09 FINISH: 47-35 (.573) Second in Southeast Division
PLAYOFF RESULTS: Defeated Miami 4-3, Lost to Cleveland 4-0

2008-09 SEASON SERIES WASHINGTON (0-4) VS. ATLANTA

| PLAYER | G-GS | MIN | FG-FGA | PCT | 3FG-FGA | PCT | FT-FTA | PCT | OFF | DEF | TOT | AST | PF-DO | STL | TO | BLK | PTS | AVG | HI |
|------------------|------|-----|---------|------|---------|------|--------|-------|-----|-----|-----|-----|-------|-----|----|-----|-----|-------|-----|
| Butler | 3-3 | 121 | 29-60 | .483 | 5-12 | .417 | 12-16 | .750 | 8 | 17 | 25 | 12 | 4-0 | 8 | 6 | 0 | 75 | 25.0 | 32 |
| Jamison | 4-4 | 159 | 30-66 | .455 | 5-9 | .556 | 19-24 | .792 | 11 | 34 | 45 | 12 | 8-0 | 3 | 9 | 0 | 84 | 21.0 | 26 |
| Daniels | 1-0 | 38 | 3-7 | .429 | 2-3 | .667 | 2-2 | 1.000 | 0 | 3 | 3 | 0 | 0-0 | 2 | 1 | 0 | 10 | 10.0 | 10 |
| Stevenson | 2-2 | 68 | 6-22 | .273 | 2-14 | .143 | 6-9 | .667 | 1 | 3 | 4 | 8 | 3-0 | 1 | 1 | 0 | 20 | 10.0 | 12 |
| McGee | 4-2 | 95 | 16-27 | .593 | 0-0 | --- | 7-9 | .778 | 5 | 20 | 25 | 1 | 11-0 | 1 | 4 | 5 | 39 | 9.8 | 18 |
| Blatche | 3-1 | 65 | 12-24 | .500 | 0-3 | .000 | 2-2 | 1.000 | 3 | 7 | 10 | 6 | 10-3 | 3 | 3 | 3 | 26 | 8.7 | 12 |
| Songaia | 4-2 | 71 | 12-22 | .545 | 0-0 | --- | 8-8 | 1.000 | 3 | 4 | 7 | 2 | 8-0 | 2 | 4 | 1 | 32 | 8.0 | 16 |
| Young | 4-0 | 88 | 11-31 | .355 | 3-8 | .375 | 3-4 | .750 | 3 | 6 | 9 | 5 | 8-0 | 1 | 7 | 0 | 28 | 7.0 | 11 |
| James (TOT) | 3-2 | 70 | 7-22 | .318 | 1-8 | .125 | 3-4 | .750 | 2 | 3 | 5 | 7 | 0-0 | 2 | 5 | 0 | 18 | 6.0 | 9 |
| James (WAS) | 2-2 | 59 | 6-20 | .300 | 1-8 | .125 | 3-4 | .750 | 2 | 2 | 4 | 6 | 0-0 | 1 | 4 | 0 | 16 | 8.0 | 9 |
| Crittendon (TOT) | 3-0 | 51 | 7-16 | .438 | 0-0 | --- | 3-4 | .750 | 3 | 9 | 12 | 10 | 3-0 | 2 | 2 | 0 | 17 | 5.7 | 10 |
| Crittendon (WAS) | 2-0 | 45 | 7-14 | .500 | 0-0 | --- | 3-4 | .750 | 3 | 9 | 12 | 10 | 3-0 | 1 | 1 | 0 | 17 | 8.5 | 10 |
| Dixon | 2-0 | 32 | 2-12 | .167 | 0-3 | .000 | 0-0 | --- | 0 | 3 | 3 | 1 | 4-0 | 2 | 3 | 0 | 4 | 2.0 | 2 |
| McGuire | 3-2 | 67 | 3-8 | .375 | 0-0 | --- | 0-0 | --- | 2 | 6 | 8 | 10 | 6-0 | 2 | 4 | 1 | 6 | 2.0 | 6 |
| Pecherov | 2-0 | 10 | 2-3 | .667 | 0-1 | .000 | 0-0 | --- | 1 | 0 | 1 | 0 | 2-0 | 0 | 0 | 0 | 4 | 2.0 | 4 |
| Thomas | 2-0 | 19 | 0-1 | .000 | 0-0 | --- | 2-2 | 1.000 | 1 | 4 | 5 | 1 | 2-0 | 0 | 1 | 2 | 2 | 1.0 | 2 |
| Brown | 2-2 | 26 | 0-3 | .000 | 0-1 | .000 | 1-2 | .500 | 1 | 2 | 3 | 4 | 2-0 | 1 | 2 | 0 | 1 | 0.5 | 1 |
| WIZARDS | 4 | 960 | 139-320 | .434 | 18-62 | .290 | 68-86 | .791 | 44 | 120 | 164 | 81 | 71-0 | 28 | 53 | 12 | 364 | 91.0 | 98 |
| HAWKS | 4 | 960 | 152-327 | .465 | 35-91 | .385 | 63-87 | .724 | 57 | 125 | 182 | 98 | 75-0 | 31 | 49 | 20 | 402 | 100.5 | 111 |

2008-09 SEASON SERIES HAWKS VS. WIZARDS

| PLAYER | G-GS | MIN | FG-FGA | PCT | 3FG-FGA | PCT | FT-FTA | PCT | OFF | DEF | TOT | AST | PF-DO | STL | TO | BLK | PTS | AVG | HI |
|----------|------|-----|---------|-------|---------|------|--------|-------|-----|-----|-----|-----|-------|-----|----|-----|-----|-------|-----|
| Johnson | 4-4 | 159 | 28-67 | .418 | 7-24 | .292 | 12-14 | .857 | 5 | 18 | 23 | 32 | 8-0 | 4 | 9 | 2 | 75 | 18.8 | 22 |
| Williams | 4-4 | 148 | 25-48 | .521 | 7-14 | .500 | 11-13 | .846 | 10 | 17 | 27 | 9 | 9-0 | 5 | 4 | 2 | 68 | 17.0 | 28 |
| Bibby | 4-4 | 144 | 28-58 | .483 | 6-16 | .375 | 3-4 | .750 | 3 | 17 | 20 | 18 | 9-0 | 7 | 5 | 0 | 65 | 16.3 | 25 |
| Horford | 3-3 | 94 | 17-27 | .630 | 0-0 | --- | 7-8 | .875 | 5 | 24 | 29 | 11 | 6-0 | 4 | 6 | 4 | 41 | 13.7 | 19 |
| Smith | 2-2 | 60 | 9-20 | .450 | 0-0 | --- | 3-9 | .333 | 3 | 4 | 7 | 1 | 6-0 | 3 | 6 | 3 | 21 | 10.5 | 13 |
| Evans | 4-2 | 111 | 13-31 | .419 | 9-19 | .474 | 3-5 | .600 | 7 | 11 | 18 | 7 | 11-0 | 2 | 1 | 2 | 38 | 9.5 | 19 |
| Murray | 4-0 | 83 | 13-39 | .333 | 5-16 | .313 | 4-6 | .667 | 1 | 9 | 10 | 4 | 9-0 | 4 | 6 | 1 | 35 | 8.8 | 16 |
| Pachulia | 3-1 | 74 | 8-18 | .444 | 0-0 | --- | 9-15 | .600 | 17 | 18 | 35 | 5 | 5-0 | 1 | 5 | 0 | 25 | 8.3 | 11 |
| Jones | 4-0 | 39 | 5-6 | .833 | 0-0 | --- | 6-8 | .750 | 4 | 2 | 6 | 0 | 9-0 | 0 | 3 | 5 | 16 | 4.0 | 6 |
| Law | 4-0 | 38 | 5-10 | .500 | 1-2 | .500 | 5-5 | 1.000 | 1 | 3 | 4 | 11 | 1-0 | 1 | 1 | 1 | 16 | 4.0 | 11 |
| Morris | 2-0 | 4 | 1-1 | 1.000 | 0-0 | --- | 0-0 | --- | 0 | 1 | 1 | 0 | 1-0 | 0 | 1 | 0 | 2 | 1.0 | 2 |
| Hunter | 1-0 | 0 | 0-0 | --- | 0-0 | --- | 0-0 | --- | 0 | 0 | 0 | 0 | 0-0 | 0 | 0 | 0 | 0 | 0.0 | 0 |
| West | 3-0 | 5 | 0-2 | .000 | 0-0 | --- | 0-0 | --- | 1 | 1 | 2 | 0 | 1-0 | 0 | 1 | 0 | 0 | 0.0 | 0 |
| HAWKS | 4 | 960 | 152-327 | .465 | 35-91 | .385 | 63-87 | .724 | 57 | 125 | 182 | 98 | 75-0 | 31 | 49 | 20 | 402 | 100.5 | 111 |
| WIZARDS | 4 | 960 | 139-320 | .434 | 18-62 | .290 | 68-86 | .791 | 44 | 120 | 164 | 81 | 71-0 | 28 | 53 | 12 | 364 | 91.0 | 98 |



ATLANTA HAWKS

CENTENNIAL TOWER, 101 MARIETTA ST., SUITE 1900, ATLANTA, GA 30303
PHONE: (404) 878-3800 • WWW.HAWKS.COM

YEAR-BY-YEAR RECORD

| Season | Home | Road | Neutral | Total | Season | Home | Road | Neutral | Total |
|----------------|--------------|--------------|------------|----------------|---------|------|------|---------|-------|
| 1961-62 | 2-2 | 1-3 | 1-1 | 4-6 | 1985-86 | 3-0 | 1-1 | | 4-1 |
| 1962-63 | 3-2 | 0-4 | 0-1 | 3-7 | 1986-87 | 0-2 | 0-3 | | 0-5 |
| 1963-64 | 2-3 | 1-4 | 0-0 | 3-7 | 1987-88 | 2-1 | 1-2 | | 3-3 |
| 1964-65 | 3-1 | 2-3 | 0-1 | 5-5 | 1988-89 | 1-1 | 0-2 | | 1-3 |
| 1965-66 | 5-0 | 1-3 | 1-0 | 7-3 | 1989-90 | 0-2 | 2-0 | | 2-2 |
| 1966-67 | 2-1 | 0-2 | 2-2 | 4-5 | 1990-91 | 2-0 | 0-2 | | 2-2 |
| 1967-68 | 1-1 | 0-3 | 1-1 | 2-5 | 1991-92 | 1-1 | 1-1 | | 2-2 |
| 1968-69 | 2-1 | 2-1 | | 4-2 | 1992-93 | 1-1 | 1-1 | | 2-2 |
| 1969-70 | 2-1 | 2-1 | | 4-2 | 1993-94 | 0-2 | 0-2 | | 0-4 |
| 1970-71 | 1-1 | 2-1 | 0-1 | 3-3 | 1994-95 | 0-2 | 0-2 | | 0-4 |
| 1971-72 | 3-0 | 1-2 | | 4-2 | 1995-96 | 2-0 | 1-1 | | 3-1 |
| 1972-73 | 3-0 | 1-3 | | 4-3 | 1996-97 | 1-0 | 0-2 | | 1-2 |
| 1973-74 | 3-1 | 1-3 | | 4-4 | 1997-98 | 0-2 | 0-2 | | 0-4 |
| 1974-75 | 4-0 | 1-3 | | 5-3 | 1998-99 | 0-1 | 1-1 | | 1-2 |
| 1975-76 | 3-0 | 2-1 | | 5-1 | 1999-00 | 2-0 | 1-1 | | 3-1 |
| 1976-77 | 2-0 | 1-1 | | 3-1 | 2000-01 | 1-1 | 1-1 | | 2-2 |
| 1977-78 | 2-0 | 1-1 | | 3-1 | 2001-02 | 2-0 | 1-0 | | 3-0 |
| 1978-79 | 1-1 | 1-1 | | 2-2 | 2002-03 | 1-1 | 1-1 | | 2-2 |
| 1979-80 | 3-0 | 0-3 | | 3-3 | 2003-04 | 1-1 | 1-1 | | 2-2 |
| 1980-81 | 2-0 | 2-1 | | 4-1 | 2004-05 | 2-0 | 2-0 | | 4-0 |
| 1981-82 | 3-0 | 1-2 | | 4-2 | 2005-06 | 2-0 | 1-1 | | 3-1 |
| 1982-83 | 2-1 | 0-3 | | 2-4 | 2006-07 | 2-0 | 1-1 | | 3-1 |
| 1983-84 | 1-2 | 1-2 | | 2-4 | 2007-08 | 0-2 | 2-0 | | 2-2 |
| 1984-85 | 3-0 | 0-3 | | 3-3 | 2008-09 | 0-2 | 0-2 | | 0-4 |
| Totals: | 84-40 | 43-94 | 5-7 | 132-131 | | | | | |

WIZARDS VS. ATLANTA SERIES FACTS

| | |
|---|-----------------------|
| Wizards largest margin of victory: | 31 (103-72, 1/11/06) |
| Wizards high point total: | 140 (11/6/68) |
| Wizards low point total: | 73 (12/30/03) |
| Hawks largest margin of victory: | 44 (144-100, 2/12/65) |
| Hawks high point total: | 144 (2/12/65) |
| Hawks low point total: | 72 (1/11/06) |

| | at WASHINGTON | at ATLANTA | OVERALL |
|--------------------------|----------------|----------------------|-----------|
| Wizards last won: | 3/2/07 (93-92) | 1/11/08 (102-98, OT) | 1/11/08 |
| Hawks last won: | 3/2/09 (98-89) | 2/10/09 (111-90) | 3/2/09 |
| Wizards streak: | Lost four | Lost two | Lost five |


WIZARDS CAREER THROUGH 2008-2009 VS. ATLANTA

| PLAYER | FIELD GOALS | | | 3-POINT FG | | | FREE THROWS | | | REBOUNDS | | | | | PTS | AVG | HI | | | | | | | |
|------------|-------------|----|------|------------|-----|------|-------------|-----|------|----------|-----|------|-----|-----|-----|-----|----|-----|-----|----|----|-----|------|-----|
| | G | GS | MIN | FG | FGA | PCT | FG | FGA | PCT | FT | FTA | PCT | OFF | DEF | | | | TOT | AST | PF | DQ | STL | TO | BLK |
| Arenas | 20 | 19 | 726 | 143 | 320 | .447 | 39 | 105 | .371 | 120 | 152 | .789 | 18 | 72 | 90 | 102 | 63 | 0 | 45 | 83 | 6 | 445 | 22.3 | 41 |
| Blatche | 14 | 1 | 194 | 28 | 67 | .418 | 2 | 6 | .333 | 9 | 13 | .692 | 24 | 25 | 49 | 11 | 32 | 0 | 6 | 11 | 14 | 67 | 4.8 | 13 |
| Butler | 22 | 22 | 807 | 139 | 311 | .447 | 13 | 36 | .361 | 73 | 84 | .869 | 40 | 100 | 140 | 76 | 62 | 1 | 45 | 38 | 8 | 364 | 16.5 | 32 |
| Crittendon | 4 | 0 | 84 | 9 | 25 | .360 | 1 | 4 | .250 | 5 | 8 | .625 | 4 | 16 | 20 | 13 | 4 | 0 | 3 | 5 | 0 | 24 | 6.0 | 10 |
| Foye | 4 | 2 | 125 | 16 | 44 | .364 | 7 | 19 | .368 | 6 | 12 | .500 | 2 | 11 | 13 | 10 | 9 | 0 | 1 | 7 | 0 | 45 | 11.3 | 19 |
| Haywood | 25 | 17 | 617 | 76 | 130 | .585 | 0 | 0 | --- | 51 | 86 | .593 | 69 | 79 | 148 | 11 | 60 | 0 | 13 | 31 | 44 | 203 | 8.1 | 16 |
| James | 20 | 9 | 528 | 92 | 208 | .442 | 24 | 69 | .348 | 33 | 43 | .767 | 13 | 36 | 49 | 76 | 32 | 0 | 23 | 34 | 1 | 241 | 12.1 | 28 |
| Jamison | 27 | 24 | 1030 | 200 | 454 | .441 | 37 | 99 | .374 | 88 | 118 | .746 | 65 | 170 | 235 | 54 | 65 | 0 | 29 | 49 | 4 | 525 | 19.4 | 37 |
| McGee | 4 | 2 | 95 | 16 | 27 | .593 | 0 | 0 | --- | 7 | 9 | .778 | 5 | 20 | 25 | 1 | 11 | 0 | 1 | 4 | 5 | 39 | 9.8 | 18 |
| McGuire | 6 | 2 | 85 | 4 | 12 | .333 | 0 | 0 | --- | 0 | 0 | --- | 3 | 10 | 13 | 10 | 7 | 0 | 3 | 4 | 1 | 8 | 1.3 | 6 |
| Miller | 21 | 18 | 681 | 111 | 247 | .449 | 40 | 106 | .377 | 38 | 51 | .745 | 19 | 84 | 103 | 56 | 46 | 0 | 13 | 44 | 7 | 300 | 14.3 | 29 |
| Oberto | 7 | 2 | 100 | 12 | 26 | .462 | 0 | 1 | .000 | 0 | 1 | .000 | 12 | 25 | 37 | 1 | 20 | 0 | 0 | 5 | 3 | 24 | 3.4 | 10 |
| Stevenson | 26 | 22 | 740 | 102 | 227 | .449 | 25 | 66 | .379 | 58 | 75 | .773 | 12 | 56 | 68 | 57 | 49 | 0 | 18 | 37 | 5 | 287 | 11.0 | 25 |
| Young | 7 | 0 | 131 | 18 | 49 | .367 | 4 | 11 | .364 | 8 | 9 | .889 | 3 | 12 | 15 | 10 | 14 | 0 | 1 | 9 | 0 | 48 | 6.9 | 14 |





BOSTON CELTICS



Managing Partner, Governor & CEO.....Wyc Grousbeck
President.....Rich Gotham
Executive Director, Basketball Operations/General Manager.....Danny Ainge
Head Coach.....Glenn "Doc" Rivers
Associate Head Coach.....Tom Thibodeau
Assistant Coaches.....Armond Hill, Kevin Eastman, Clifford Ray, Mike Longabardi
Athletic Trainer.....Ed Lacerte
Strength and Conditioning Coach.....Bryan Doo
Vice President Media Services/Alumni Relations.....Jeff Twiss
Director of Public Relations.....Heather Walker
Media Relations Coordinator.....Brian Olive
Home Court.....TD Garden (18,624)
Radio.....WEEI-AM (850); Sean Grande, Cedric Maxwell
TV.....Comcast SportsNet; Mike Gorman, Tom Heinsohn, Donny Marshall, Greg Dickerson

2009-10 vs. WIZARDS: Dec. 10 at Washington, Feb. 1 at Washington, Mar. 7 at Boston, Apr. 9 at Boston

2008-09 FINISH: 62-20 (.756) First in Atlantic Division

PLAYOFF RESULTS: Defeated Chicago 4-3, Lost to Orlando 4-3

2008-09 SEASON SERIES WASHINGTON (0-3) VS. BOSTON

| PLAYER | G-GS | MIN | FG-FGA | PCT | 3FG-FGA | PCT | FT-FTA | PCT | OFF | DEF | TOT | AST | PF-DD | STL | TO | BLK | PTS | AVG | HI |
|------------------|------|-----|---------|------|---------|-------|--------|-------|-----|-----|-----|-----|-------|-----|----|-----|-----|-------|-----|
| Butler | 3-3 | 110 | 22-41 | .537 | 4-12 | .333 | 18-23 | .783 | 2 | 12 | 14 | 13 | 8-0 | 7 | 6 | 2 | 66 | 22.0 | 39 |
| Jamison | 2-2 | 65 | 13-36 | .361 | 2-8 | .250 | 3-5 | .600 | 6 | 8 | 14 | 4 | 7-0 | 3 | 2 | 1 | 31 | 15.5 | 17 |
| Young | 3-0 | 62 | 8-20 | .400 | 3-8 | .375 | 17-17 | 1.000 | 2 | 2 | 4 | 0 | 0-0 | 1 | 1 | 0 | 36 | 12.0 | 17 |
| McGee | 3-2 | 66 | 14-23 | .609 | 0-0 | --- | 6-12 | .500 | 4 | 4 | 8 | 1 | 9-0 | 2 | 5 | 7 | 34 | 11.3 | 17 |
| Dixon | 3-1 | 72 | 9-24 | .375 | 1-5 | .200 | 5-6 | .833 | 1 | 4 | 5 | 9 | 7-0 | 7 | 8 | 1 | 24 | 8.0 | 17 |
| Songaila | 3-1 | 66 | 11-21 | .524 | 0-1 | .000 | 1-1 | 1.000 | 4 | 9 | 13 | 4 | 9-0 | 3 | 2 | 2 | 23 | 7.7 | 10 |
| Pecherov | 2-0 | 38 | 5-15 | .333 | 1-7 | .143 | 2-4 | .500 | 3 | 10 | 13 | 0 | 10-0 | 0 | 0 | 0 | 13 | 6.5 | 7 |
| James (TOT) | 2-1 | 41 | 3-16 | .188 | 1-5 | .200 | 3-4 | .750 | 1 | 3 | 4 | 4 | 3-0 | 2 | 0 | 0 | 10 | 5.0 | 9 |
| James (WAS) | 2-1 | 41 | 3-16 | .188 | 1-5 | .200 | 3-4 | .750 | 1 | 3 | 4 | 4 | 3-0 | 2 | 0 | 0 | 10 | 5.0 | 9 |
| McGuire | 3-2 | 82 | 5-11 | .455 | 1-1 | 1.000 | 4-4 | 1.000 | 2 | 7 | 9 | 5 | 7-0 | 1 | 5 | 4 | 15 | 5.0 | 6 |
| Crittenton (TOT) | 3-1 | 51 | 4-10 | .400 | 0-0 | --- | 5-7 | .714 | 2 | 4 | 6 | 8 | 2-0 | 2 | 6 | 0 | 13 | 4.3 | 8 |
| Crittenton (WAS) | 3-1 | 51 | 4-10 | .400 | 0-0 | --- | 5-7 | .714 | 2 | 4 | 6 | 8 | 2-0 | 2 | 6 | 0 | 13 | 4.3 | 8 |
| Blatche | 2-1 | 23 | 4-6 | .667 | 0-0 | --- | 0-0 | --- | 1 | 4 | 5 | 2 | 3-0 | 1 | 4 | 2 | 8 | 4.0 | 4 |
| Thomas | 2-0 | 21 | 2-3 | .667 | 0-0 | --- | 1-2 | .500 | 0 | 0 | 1 | 5-0 | 0 | 1 | 2 | 5 | 2.5 | 4 | |
| Stevenson | 1-1 | 22 | 0-4 | .000 | 0-3 | .000 | 0-0 | --- | 0 | 1 | 2 | 2-0 | 0 | 4 | 0 | 0 | 0.0 | 0 | |
| WIZARDS | 3 | 720 | 100-230 | .435 | 13-50 | .260 | 65-85 | .765 | 28 | 68 | 96 | 53 | 72-0 | 29 | 44 | 21 | 278 | 92.7 | 107 |
| CELTICS | 3 | 720 | 130-238 | .546 | 30-53 | .566 | 55-75 | .733 | 35 | 94 | 129 | 91 | 72-0 | 27 | 52 | 14 | 345 | 115.0 | 122 |

2008-09 SEASON SERIES CELTICS VS. WIZARDS

| PLAYER | G-GS | MIN | FG-FGA | PCT | 3FG-FGA | PCT | FT-FTA | PCT | OFF | DEF | TOT | AST | PF-DD | STL | TO | BLK | PTS | AVG | HI |
|---------------|------|-----|---------|------|---------|-------|--------|-------|-----|-----|-----|-----|-------|-----|----|-----|-----|-------|-----|
| Pierce | 2-2 | 61 | 14-22 | .636 | 5-8 | .625 | 15-16 | .938 | 2 | 5 | 7 | 9 | 4-0 | 2 | 6 | 2 | 48 | 24.0 | 26 |
| R. Allen | 2-2 | 62 | 12-21 | .571 | 6-10 | .600 | 3-4 | .750 | 1 | 3 | 4 | 7 | 4-0 | 2 | 3 | 1 | 33 | 16.5 | 22 |
| Houise | 3-0 | 67 | 16-28 | .571 | 13-20 | .650 | 0-0 | --- | 0 | 6 | 6 | 5 | 7-0 | 1 | 4 | 0 | 45 | 15.0 | 20 |
| T. Allen | 3-1 | 73 | 14-25 | .560 | 2-3 | .667 | 5-6 | .833 | 2 | 8 | 10 | 7 | 8-0 | 7 | 5 | 1 | 35 | 11.7 | 15 |
| Powe | 3-1 | 54 | 10-20 | .500 | 0-0 | --- | 13-17 | .765 | 9 | 17 | 26 | 4 | 5-0 | 0 | 4 | 1 | 33 | 11.0 | 18 |
| Davis | 3-0 | 73 | 13-24 | .542 | 1-2 | .500 | 5-10 | .500 | 6 | 7 | 13 | 3 | 11-0 | 3 | 2 | 1 | 32 | 10.7 | 21 |
| Garnett | 2-2 | 52 | 10-20 | .500 | 0-0 | --- | 1-1 | 1.000 | 3 | 17 | 20 | 10 | 2-0 | 2 | 7 | 2 | 21 | 10.5 | 11 |
| Perkins | 3-3 | 65 | 14-21 | .667 | 0-0 | --- | 3-5 | .600 | 4 | 12 | 16 | 2 | 4-0 | 1 | 5 | 4 | 31 | 10.3 | 12 |
| Marbury (TOT) | 1-1 | 32 | 4-9 | .444 | 0-0 | --- | 1-2 | .500 | 0 | 3 | 3 | 8 | 4-0 | 1 | 4 | 0 | 9 | 9.0 | 9 |
| Marbury (BOS) | 1-1 | 32 | 4-9 | .444 | 0-0 | --- | 1-2 | .500 | 0 | 3 | 3 | 8 | 4-0 | 1 | 4 | 0 | 9 | 9.0 | 9 |
| Walker | 1-0 | 22 | 4-5 | .800 | 0-0 | --- | 0-2 | .000 | 1 | 3 | 4 | 2 | 3-0 | 0 | 2 | 0 | 8 | 8.0 | 8 |
| Moore (TOT) | 1-0 | 27 | 3-6 | .500 | 0-0 | --- | 1-2 | .500 | 3 | 2 | 5 | 3 | 5-0 | 0 | 3 | 0 | 7 | 7.0 | 7 |
| Moore (BOS) | 1-0 | 27 | 3-6 | .500 | 0-0 | --- | 1-2 | .500 | 3 | 2 | 5 | 3 | 5-0 | 0 | 3 | 0 | 7 | 7.0 | 7 |
| Rondo | 3-3 | 61 | 8-13 | .615 | 1-1 | 1.000 | 4-6 | .667 | 1 | 4 | 5 | 21 | 6-0 | 4 | 3 | 1 | 21 | 7.0 | 11 |
| Prutt | 3-0 | 39 | 4-15 | .267 | 1-7 | .143 | 2-2 | 1.000 | 1 | 4 | 5 | 7 | 1-0 | 3 | 1 | 0 | 11 | 3.7 | 7 |
| O'Bryant | 2-0 | 12 | 2-3 | .667 | 0-0 | --- | 2-2 | 1.000 | 1 | 3 | 4 | 3 | 4-0 | 1 | 2 | 0 | 6 | 3.0 | 4 |
| Scalabrino | 2-0 | 19 | 2-6 | .333 | 1-2 | .500 | 0-0 | --- | 1 | 0 | 1 | 0 | 4-0 | 0 | 1 | 1 | 5 | 2.5 | 5 |
| CELTICS | 3 | 720 | 130-238 | .546 | 30-53 | .566 | 55-75 | .733 | 35 | 94 | 129 | 91 | 72-0 | 27 | 52 | 14 | 345 | 115.0 | 122 |
| WIZARDS | 3 | 720 | 100-230 | .435 | 13-50 | .260 | 65-85 | .765 | 28 | 68 | 96 | 53 | 72-0 | 29 | 44 | 21 | 278 | 92.7 | 107 |



BOSTON CELTICS

226 CAUSEWAY STREET, 4TH FLOOR, BOSTON, MA 02114

PHONE: 617-854-8000 • WWW.CELTICS.COM

YEAR-BY-YEAR RECORD

| Season | Home | Road | Neutral | Total | Season | Home | Road | Neutral | Total |
|----------------|--------------|--------------|-------------|----------------|---------|------|------|---------|-------|
| 1961-62 | 1-4 | 0-2 | 0-3 | 1-9 | 1985-86 | 1-2 | 0-3 | | 1-5 |
| 1962-63 | 2-2 | 0-2 | 0-4 | 2-8 | 1986-87 | 1-2 | 1-2 | | 2-4 |
| 1963-64 | 1-4 | 0-2 | 0-3 | 1-9 | 1987-88 | 1-2 | 0-3 | | 1-5 |
| 1964-65 | 2-3 | 1-3 | 0-1 | 3-7 | 1988-89 | 3-0 | 1-2 | | 4-2 |
| 1965-66 | 3-2 | 0-4 | 0-1 | 3-7 | 1989-90 | 2-1 | 1-1 | | 3-2 |
| 1966-67 | 0-4 | 0-4 | 1-0 | 1-8 | 1990-91 | 1-2 | 0-3 | | 1-5 |
| 1967-68 | 2-2 | 1-3 | | 3-5 | 1991-92 | 1-1 | 0-2 | | 1-3 |
| 1968-69 | 4-0 | 1-2 | | 5-2 | 1992-93 | 1-1 | 0-3 | | 1-4 |
| 1969-70 | 2-1 | 3-1 | | 5-2 | 1993-94 | 1-2 | 1-1 | | 2-3 |
| 1970-71 | 2-1 | 1-2 | | 3-3 | 1994-95 | 0-2 | 1-1 | | 1-3 |
| 1971-72 | 1-0 | 1-1 | 1-0 | 2-2 | 1995-96 | 1-1 | 1-1 | | 2-2 |
| 1972-73 | 1-1 | 0-3 | 0-1 | 1-5 | 1996-97 | 2-0 | 2-0 | | 4-0 |
| 1973-74 | 3-0 | 1-2 | | 4-2 | 1997-98 | 2-0 | 0-3 | | 2-3 |
| 1974-75 | 1-1 | 1-1 | | 2-2 | 1998-99 | 1-1 | 0-2 | | 1-3 |
| 1975-76 | 1-1 | 1-2 | | 2-3 | 1999-00 | 0-2 | 1-1 | | 1-3 |
| 1976-77 | 2-0 | 2-0 | | 4-0 | 2000-01 | 1-1 | 0-2 | | 1-3 |
| 1977-78 | 2-0 | 1-1 | | 3-1 | 2001-02 | 1-1 | 0-2 | | 1-3 |
| 1978-79 | 2-0 | 2-0 | | 4-0 | 2002-03 | 1-1 | 2-0 | | 3-1 |
| 1979-80 | 0-3 | 2-1 | | 2-4 | 2003-04 | 1-1 | 0-2 | | 1-3 |
| 1980-81 | 0-3 | 1-2 | | 1-5 | 2004-05 | 1-1 | 0-2 | | 1-3 |
| 1981-82 | 0-3 | 0-3 | | 0-6 | 2005-06 | 1-1 | 2-0 | | 3-1 |
| 1982-83 | 2-1 | 1-2 | | 3-3 | 2006-07 | 2-0 | 1-0 | | 3-0 |
| 1983-84 | 0-3 | 2-1 | | 2-4 | 2007-08 | 1-0 | 2-1 | | 3-1 |
| 1984-85 | 1-2 | 0-3 | | 1-5 | 2008-09 | 0-1 | 0-2 | | 0-3 |
| Totals: | 62-68 | 37-86 | 2-13 | 101-167 | | | | | |

WIZARDS VS. BOSTON SERIES FACTS

| | |
|---|------------------------|
| Wizards largest margin of victory: | 45 (114-69, 10/31/02) |
| Wizards high point total: | 147 (3/17/68) |
| Wizards low point total: | 72 (3/9/01) |
| Celtics largest margin of victory: | 46 (153-107, 11/27/70) |
| Celtics high point total: | 153 (11/27/70) |
| Celtics low point total: | 69 (10/31/02) |

| | at WASHINGTON | at BOSTON | OVERALL |
|--------------------------|-------------------|------------------|------------|
| Wizards last won: | 4/9/08 (109-95) | 1/14/08 (88-83) | 4/9/08 |
| Celtics last won: | 12/11/08 (122-88) | 4/15/09 (108-83) | 4/15/09 |
| Wizards streak: | Lost one | Lost two | Lost three |

WIZARDS CAREER THROUGH 2008-2009 VS. BOSTON

| PLAYER | G | GS | MIN | FIELD GOALS | | | 3-POINT FG | | | FREE THROWS | | | REBOUNDS | | | AST | PF | DQ | STL | TO | BLK | PTS | AVG | HI |
|------------|----|----|-----|-------------|-----|------|------------|-----|-------|-------------|-----|-------|----------|-----|-----|-----|----|----|-----|----|-----|-----|------|----|
| | | | | FG | FGA | PCT | FG | FGA | PCT | FT | FTA | PCT | OFF | DEF | TOT | | | | | | | | | |
| Arenas | 19 | 17 | 762 | 152 | 355 | .428 | 43 | 123 | .350 | 143 | 174 | .822 | 17 | 71 | 88 | 115 | 51 | 0 | 45 | 67 | 3 | 490 | 25.8 | 44 |
| Blatche | 11 | 1 | 93 | 12 | 26 | .462 | 0 | 1 | .000 | 7 | 11 | .636 | 7 | 16 | 23 | 6 | 14 | 0 | 3 | 7 | 6 | 31 | 2.8 | 9 |
| Butler | 22 | 22 | 848 | 135 | 302 | .447 | 10 | 44 | .227 | 86 | 100 | .860 | 37 | 94 | 131 | 60 | 69 | 0 | 44 | 66 | 8 | 366 | 16.6 | 39 |
| Crittenton | 5 | 1 | 84 | 8 | 20 | .400 | 0 | 1 | .000 | 11 | 17 | .647 | 3 | 9 | 12 | 10 | 4 | 0 | 2 | 9 | 0 | 27 | 5.4 | 8 |
| Foye | 5 | 3 | 131 | 17 | 53 | .321 | 3 | 16 | .188 | 8 | 8 | 1.000 | 4 | 9 | 13 | 21 | 11 | 0 | 4 | 8 | 1 | 45 | 9.0 | 21 |
| Haywood | 23 | 18 | 523 | 71 | 134 | .530 | 0 | 0 | --- | 30 | 54 | .556 | 63 | 68 | 131 | 9 | 53 | 1 | 14 | 27 | 33 | 172 | 7.5 | 21 |
| James | 17 | 5 | 384 | 52 | 127 | .409 | 19 | 50 | .380 | 40 | 49 | .816 | 3 | 26 | 29 | 52 | 37 | 1 | 10 | 22 | 2 | 163 | 9.6 | 31 |
| Jamison | 25 | 23 | 984 | 218 | 482 | .452 | 44 | 105 | .419 | 95 | 129 | .736 | 72 | 142 | 214 | 56 | 68 | 0 | 31 | 46 | 7 | 575 | 23.0 | 39 |
| McGee | 3 | 2 | 66 | 14 | 23 | .609 | 0 | 0 | --- | 6 | 12 | .500 | 4 | 4 | 8 | 1 | 9 | 0 | 2 | 5 | 7 | 34 | 11.3 | 17 |
| McGuire | 4 | 2 | 87 | 5 | 12 | .417 | 1 | 1 | 1.000 | 4 | 4 | 1.000 | 2 | 7 | 9 | 5 | 8 | 0 | 1 | 5 | 4 | 15 | 3.8 | 6 |
| Miller | 24 | 19 | 740 | 102 | 246 | .415 | 37 | 110 | .336 | 62 | 77 | .805 | 18 | 99 | 117 | 87 | 64 | 1 | 13 | 41 | 3 | 303 | 12.6 | 29 |
| Oberto | 7 | 3 | 95 | 11 | 25 | .440 | 0 | 0 | --- | 2 | 2 | 1.000 | 8 | 17 | 25 | 7 | 13 | 0 | 1 | 10 | 1 | 24 | 3.4 | 6 |
| Stevenson | 22 | 19 | 563 | 71 | 159 | .447 | 13 | 34 | .382 | 36 | 49 | .735 | 16 | 46 | 62 | 43 | 40 | 0 | 16 | 29 | 3 | 191 | 8.7 | 22 |
| Young | 6 | 0 | 91 | 12 | 32 | .375 | 3 | 8 | .375 | 22 | 23 | .957 | 3 | 2 | 5 | 0 | 3 | 0 | 2 | 5 | 0 | 49 | 8.2 | 17 |





CHARLOTTE BOBCATS

Majority Owner Bob Johnson
President & Chief Operating Officer Fred Whitfield
Managing Member of Basketball Operations Michael Jordan
General Manager Rod Higgins
Head Coach Larry Brown
Assistant Coaches Herb Brown, Jeff Capel, Phil Ford, Dave Hanners, LaSalle Thompson
Head Athletic Trainer Steve Stricker
Strength & Conditioning Coach Michael Irr
Assistant Athletic Trainer Dennis Williams
Video Coordinator Drew Perry
Equipment Manager Fred Glover
Locker Room Attendant James "Mac" McCullough
Basketball Operations Assistant Bill Cartun
Basketball Operations Assistant Anthony Gacona
Director, Basketball Communications B.J. Evans
Manager, Basketball Communications Josh Rosen
Home Court Time Warner Cable Arena (19,077)
Radio TBD; Scott Lauer
TV FSN SOUTH/SPORTSOUTH; Steve Martin, Dell Curry

2009-10 vs. WIZARDS: Nov. 28 at Washington, Feb. 9 at Charlotte, Mar. 23 at Washington, Mar. 26 at Charlotte

2008-09 FINISH: 35-47 (.427) Fourth in Southeast Division **PLAYOFF RESULTS:** Failed to Qualify

2008-09 SEASON SERIES WASHINGTON (1-3) VS. CHARLOTTE

| PLAYER | G-GS | MIN | FG-FGA | PCT | 3FG-FGA | PCT | FT-FTA | PCT | OFF | DEF | TOT | AST | PF-DD | STL | TO | BLK | PTS | AVG | HI |
|------------------|------|-----|---------|------|---------|------|--------|-------|-----|-----|-----|-----|-------|-----|----|-----|-----|------|-----|
| Butler | 3-3 | 120 | 26-49 | .531 | 3-8 | .375 | 21-23 | .913 | 2 | 6 | 8 | 11 | 4-0 | 6 | 9 | 0 | 76 | 25.3 | 31 |
| Jamison | 4-4 | 151 | 29-72 | .403 | 7-17 | .412 | 12-18 | .667 | 9 | 19 | 28 | 8 | 13-0 | 3 | 5 | 3 | 77 | 19.3 | 27 |
| Young | 4-0 | 101 | 22-44 | .500 | 2-8 | .250 | 2-2 | 1.000 | 1 | 5 | 6 | 5 | 5-0 | 1 | 2 | 1 | 48 | 12.0 | 23 |
| Blatche | 3-3 | 98 | 15-38 | .395 | 0-0 | --- | 4-5 | .800 | 12 | 13 | 25 | 7 | 13-0 | 2 | 8 | 3 | 34 | 11.3 | 15 |
| James (TOT) | 5-4 | 132 | 13-39 | .333 | 7-15 | .467 | 2-2 | 1.000 | 0 | 10 | 10 | 14 | 7-0 | 6 | 9 | 2 | 35 | 7.0 | 15 |
| James (WAS) | 4-4 | 123 | 13-38 | .342 | 7-15 | .467 | 2-2 | 1.000 | 0 | 10 | 10 | 13 | 6-0 | 5 | 9 | 2 | 35 | 8.8 | 15 |
| Crittenton (TOT) | 3-1 | 80 | 9-20 | .450 | 0-0 | --- | 0-2 | .000 | 5 | 2 | 7 | 7 | 7-0 | 3 | 10 | 0 | 18 | 6.0 | 8 |
| Crittenton (WAS) | 3-1 | 80 | 9-20 | .450 | 0-0 | --- | 0-2 | .000 | 5 | 2 | 7 | 7 | 7-0 | 3 | 10 | 0 | 18 | 6.0 | 8 |
| Songaïla | 3-1 | 66 | 6-12 | .500 | 0-0 | --- | 4-5 | .800 | 2 | 9 | 11 | 3 | 14-0 | 3 | 4 | 0 | 16 | 5.3 | 6 |
| McGee | 4-0 | 64 | 8-18 | .444 | 0-0 | --- | 4-8 | .500 | 7 | 13 | 20 | 4 | 7-0 | 5 | 3 | 4 | 20 | 5.0 | 9 |
| McGuire | 4-4 | 121 | 7-23 | .304 | 1-2 | .500 | 3-3 | 1.000 | 6 | 22 | 28 | 7 | 13-1 | 4 | 7 | 3 | 18 | 4.5 | 7 |
| Stevenson | 1-0 | 26 | 1-4 | .250 | 1-2 | .500 | 0-0 | --- | 0 | 2 | 2 | 2 | 0-0 | 0 | 0 | 0 | 3 | 3.0 | 3 |
| Dixon | 2-0 | 5 | 0-1 | .000 | 0-0 | --- | 0-0 | --- | 0 | 0 | 0 | 1 | 0-0 | 0 | 1 | 0 | 0 | 0.0 | 0 |
| Pecherov | 1-0 | 6 | 0-1 | .000 | 0-1 | .000 | 0-0 | --- | 0 | 0 | 0 | 0 | 2-0 | 0 | 0 | 0 | 0 | 0.0 | 0 |
| Wizards | 4 | 960 | 136-320 | .425 | 21-53 | .396 | 52-68 | .765 | 44 | 101 | 145 | 68 | 84-1 | 32 | 61 | 16 | 345 | 86.3 | 95 |
| BOBCATS | 4 | 960 | 137-290 | .472 | 27-78 | .346 | 65-95 | .684 | 43 | 120 | 163 | 99 | 75-0 | 32 | 69 | 28 | 366 | 91.5 | 101 |

2008-09 SEASON SERIES BOBCATS VS. WIZARDS

| PLAYER | G-GS | MIN | FG-FGA | PCT | 3FG-FGA | PCT | FT-FTA | PCT | OFF | DEF | TOT | AST | PF-DD | STL | TO | BLK | PTS | AVG | HI |
|------------------|------|-----|---------|-------|---------|-------|--------|-------|-----|-----|-----|-----|-------|-----|----|-----|-----|------|-----|
| Okafor | 4-4 | 146 | 24-38 | .632 | 0-0 | --- | 21-35 | .600 | 14 | 30 | 44 | 9 | 6-0 | 3 | 6 | 6 | 69 | 17.3 | 29 |
| Radmanovic (TOT) | 4-2 | 83 | 21-37 | .568 | 11-23 | .478 | 1-1 | 1.000 | 1 | 4 | 5 | 5 | 5-0 | 2 | 6 | 1 | 54 | 13.5 | 21 |
| Radmanovic (CHA) | 2-1 | 47 | 12-24 | .500 | 6-15 | .400 | 0-0 | --- | 0 | 2 | 2 | 4 | 4-0 | 2 | 3 | 1 | 30 | 15.0 | 21 |
| Bell (TOT) | 3-3 | 109 | 15-41 | .366 | 4-15 | .267 | 4-4 | 1.000 | 1 | 8 | 9 | 8 | 6-0 | 2 | 2 | 0 | 38 | 12.7 | 19 |
| Bell (CHA) | 3-3 | 109 | 15-41 | .366 | 4-15 | .267 | 4-4 | 1.000 | 1 | 8 | 9 | 8 | 6-0 | 2 | 2 | 0 | 38 | 12.7 | 19 |
| Wallace | 3-3 | 99 | 14-23 | .609 | 1-3 | .333 | 8-13 | .615 | 7 | 17 | 24 | 6 | 8-0 | 2 | 6 | 4 | 37 | 12.3 | 21 |
| Augustin | 4-1 | 90 | 15-27 | .556 | 8-15 | .533 | 11-13 | .846 | 1 | 8 | 9 | 8 | 6-0 | 4 | 6 | 0 | 49 | 12.3 | 24 |
| Diaw (TOT) | 4-4 | 154 | 23-50 | .460 | 2-8 | .250 | 1-3 | .333 | 10 | 18 | 28 | 17 | 15-0 | 4 | 17 | 10 | 49 | 12.3 | 18 |
| Diaw (CHA) | 4-4 | 154 | 23-50 | .460 | 2-8 | .250 | 1-3 | .333 | 10 | 18 | 28 | 17 | 15-0 | 4 | 17 | 10 | 49 | 12.3 | 18 |
| Felton | 4-4 | 156 | 16-44 | .364 | 2-10 | .200 | 11-13 | .846 | 2 | 19 | 21 | 36 | 9-0 | 9 | 18 | 2 | 45 | 11.3 | 15 |
| Morrison | 1-0 | 22 | 4-6 | .667 | 1-1 | 1.000 | 2-2 | 1.000 | 0 | 2 | 2 | 3 | 3-0 | 2 | 2 | 0 | 11 | 11.0 | 11 |
| S. Brown | 1-0 | 12 | 3-3 | 1.000 | 1-1 | 1.000 | 2-2 | 1.000 | 0 | 0 | 0 | 0 | 3-0 | 1 | 0 | 0 | 9 | 9.0 | 9 |
| Howard (TOT) | 2-0 | 21 | 6-9 | .667 | 0-0 | --- | 0-0 | --- | 0 | 4 | 4 | 1 | 3-0 | 0 | 1 | 2 | 12 | 6.0 | 12 |
| Howard (CHA) | 2-0 | 21 | 6-9 | .667 | 0-0 | --- | 0-0 | --- | 0 | 4 | 4 | 1 | 3-0 | 0 | 1 | 2 | 12 | 6.0 | 12 |
| Martin | 2-0 | 28 | 3-10 | .300 | 1-4 | .250 | 2-4 | .500 | 2 | 2 | 4 | 2 | 4-0 | 1 | 0 | 0 | 9 | 4.5 | 9 |
| Carroll | 1-0 | 14 | 1-7 | .143 | 1-5 | .200 | 0-0 | --- | 0 | 2 | 2 | 0 | 1-0 | 0 | 0 | 0 | 3 | 3.0 | 3 |
| May | 1-0 | 3 | 1-1 | 1.000 | 0-0 | --- | 0-0 | --- | 0 | 1 | 1 | 0 | 0-0 | 0 | 1 | 0 | 2 | 2.0 | 2 |
| Mohammed | 1-0 | 9 | 0-1 | .000 | 0-0 | --- | 2-4 | .500 | 3 | 0 | 3 | 0 | 1-0 | 0 | 0 | 0 | 2 | 2.0 | 2 |
| Hollins | 1-0 | 5 | 0-2 | .000 | 0-0 | --- | 1-2 | .500 | 1 | 1 | 2 | 0 | 2-0 | 0 | 0 | 2 | 1 | 1.0 | 1 |
| Ajinca | 1-0 | 1 | 0-0 | .000 | 0-0 | --- | 0-0 | --- | 0 | 1 | 1 | 0 | 0-0 | 0 | 0 | 0 | 0 | 0.0 | 0 |
| Drop (TOT) | 3-0 | 39 | 0-1 | .000 | 0-0 | --- | 0-0 | --- | 4 | 4 | 8 | 5 | 4-0 | 2 | 2 | 1 | 0 | 0.0 | 0 |
| Drop (CHA) | 2-0 | 30 | 0-0 | .000 | 0-0 | --- | 0-0 | --- | 2 | 4 | 6 | 3 | 2-0 | 2 | 2 | 1 | 0 | 0.0 | 0 |
| Singletary (TOT) | 3-0 | 12 | 0-4 | .000 | 0-1 | .000 | 0-0 | --- | 0 | 1 | 1 | 2 | 2-0 | 0 | 3 | 0 | 0 | 0.0 | 0 |
| Singletary (CHA) | 3-0 | 12 | 0-4 | .000 | 0-1 | .000 | 0-0 | --- | 0 | 1 | 1 | 2 | 2-0 | 0 | 3 | 0 | 0 | 0.0 | 0 |
| BOBCATS | 4 | 960 | 137-290 | .472 | 27-78 | .346 | 65-95 | .684 | 43 | 120 | 163 | 99 | 75-0 | 32 | 69 | 28 | 366 | 91.5 | 101 |
| WIZARDS | 4 | 960 | 136-320 | .425 | 21-53 | .396 | 52-68 | .765 | 44 | 101 | 145 | 68 | 84-1 | 32 | 61 | 16 | 345 | 86.3 | 95 |



CHARLOTTE BOBCATS

333 EAST TRADE STREET, CHARLOTTE, NC 28202

PHONE: 704-688-8600 • WWW.BOBCATS.COM

YEAR-BY-YEAR RECORD

| Season | Home | Road | Neutral | Total |
|----------------|------------|------------|---------|-------------|
| 2004-05 | 2-0 | 2-0 | | 4-0 |
| 2005-06 | 2-0 | 1-1 | | 3-1 |
| 2006-07 | 1-1 | 1-1 | | 2-2 |
| 2007-08 | 1-1 | 2-0 | | 3-1 |
| 2008-09 | 1-1 | 0-2 | | 1-3 |
| Totals: | 7-3 | 6-4 | | 13-7 |

WIZARDS VS. CHARLOTTE SERIES FACTS

| | |
|---|-----------------------|
| Wizards largest margin of victory: | 19 (106-87, 12/27/04) |
| Wizards high point total: | 121 (12/1/06) |
| Wizards low point total: | 72 (12/23/08) |
| Bobcats largest margin of victory: | 20 (122-102, 4/3/07) |
| Bobcats high point total: | 122 (4/3/07) |
| Bobcats low point total: | 80 (12/23/08) |

| | at WASHINGTON | at CHARLOTTE | OVERALL |
|--------------------------|------------------|--------------------|---------|
| Wizards last won: | 3/25/09 (95-93) | 12/26/07 (108-104) | 3/25/09 |
| Bobcats last won: | 1/10/09 (100-97) | 12/23/08 (80-72) | 2/11/09 |
| Wizards streak: | Won one | Lost two | Won one |

WIZARDS CAREER THROUGH 2008-2009 VS. CHARLOTTE


| PLAYER | G | GS | MIN | FIELD GOALS | | | 3-POINT FG | | | FREE THROWS | | | REBOUNDS | | | | BLK | PTS | AVG | HI | | | | |
|------------|----|----|-----|-------------|-----|------|------------|-----|------|-------------|-----|-------|----------|-----|-----|-----|-----|-----|-----|----|----|-----|------|----|
| | | | | FG | FGA | PCT | FG | FGA | PCT | FT | FTA | PCT | OFF | DEF | TOT | AST | | | | | PF | DQ | STL | TO |
| Arenas | 12 | 11 | 435 | 96 | 199 | .482 | 26 | 71 | .366 | 84 | 99 | .848 | 9 | 37 | 46 | 60 | 38 | 0 | 13 | 42 | 1 | 302 | 25.2 | 39 |
| Blatche | 11 | 5 | 216 | 29 | 75 | .387 | 0 | 1 | .000 | 7 | 11 | .636 | 22 | 35 | 57 | 14 | 27 | 0 | 6 | 11 | 13 | 65 | 5.9 | 15 |
| Butler | 13 | 12 | 517 | 100 | 185 | .541 | 5 | 19 | .263 | 73 | 85 | .859 | 11 | 57 | 68 | 45 | 29 | 0 | 20 | 41 | 3 | 278 | 21.4 | 39 |
| Crittenton | 4 | 1 | 109 | 12 | 27 | .444 | 0 | 0 | --- | 1 | 3 | .333 | 6 | 5 | 11 | 7 | 8 | 0 | 4 | 10 | 0 | 25 | 6.3 | 8 |
| Foye | 6 | 4 | 180 | 30 | 65 | .462 | 8 | 18 | .444 | 16 | 18 | .889 | 5 | 9 | 14 | 22 | 18 | 1 | 2 | 12 | 1 | 84 | 14.0 | 23 |
| Haywood | 13 | 11 | 316 | 52 | 83 | .627 | 0 | 0 | --- | 37 | 54 | .685 | 39 | 40 | 79 | 17 | 39 | 1 | 6 | 18 | 18 | 141 | 10.8 | 22 |
| James | 14 | 9 | 416 | 65 | 143 | .455 | 17 | 44 | .386 | 36 | 41 | .878 | 3 | 34 | 37 | 67 | 31 | 0 | 15 | 36 | 2 | 183 | 13.1 | 32 |
| Jamison | 20 | 20 | 750 | 156 | 345 | .452 | 33 | 78 | .423 | 72 | 102 | .706 | 51 | 144 | 195 | 42 | 54 | 0 | 18 | 29 | 10 | 417 | 20.9 | 35 |
| McGee | 4 | 0 | 64 | 8 | 18 | .444 | 0 | 0 | --- | 4 | 8 | .500 | 7 | 13 | 20 | 4 | 7 | 0 | 5 | 3 | 4 | 20 | 5.0 | 9 |
| McGuire | 8 | 4 | 163 | 9 | 28 | .321 | 1 | 2 | .500 | 4 | 5 | .800 | 10 | 26 | 36 | 9 | 17 | 1 | 6 | 10 | 7 | 23 | 2.9 | 7 |
| Miller | 8 | 6 | 272 | 49 | 99 | .495 | 26 | 49 | .531 | 20 | 23 | .870 | 9 | 51 | 60 | 26 | 17 | 0 | 2 | 16 | 2 | 144 | 18.0 | 27 |
| Oberto | 8 | 3 | 100 | 13 | 22 | .591 | 0 | 1 | .000 | 3 | 3 | 1.000 | 14 | 19 | 33 | 10 | 14 | 0 | 3 | 6 | 4 | 29 | 3.6 | 10 |
| Stevenson | 17 | 14 | 526 | 71 | 170 | .418 | 15 | 43 | .349 | 35 | 50 | .700 | 10 | 32 | 42 | 38 | 26 | 0 | 5 | 22 | 2 | 192 | 11.3 | 23 |
| Young | 8 | 0 | 177 | 32 | 69 | .464 | 5 | 15 | .333 | 3 | 4 | .750 | 4 | 13 | 17 | 9 | 17 | 1 | 5 | 8 | 2 | 72 | 9.0 | 23 |



WIZARDS



CHICAGO BULLS



| | |
|--|--|
| Chairman..... | Jerry Reinsdorf |
| Executive Vice President, Basketball Operations..... | John Paxson |
| Executive Vice President, Business Operations..... | Steve Schanwald |
| Senior Vice President, Financial & Legal..... | Irwin Mandel |
| General Manager..... | Gar Forman |
| Head Coach..... | Vinny Del Negro |
| Assistant Coaches..... | Del Harris, Bernie Bickerstaff, Bob Ociepka, Pete Myers |
| Director of Player Development..... | Randy Brown |
| Assistant Coach/Advance Scout..... | Mike Wilhelm |
| Assistant Coach/Player Development..... | David Severns |
| Director of Pro Personnel..... | Jay Hillock |
| Director of International Scouting..... | Ivica Dukan |
| Consultant/Scout..... | Jim Paxson |
| Director of College Scouting..... | Matt Loyd |
| Scout..... | Dave Bollwinkel |
| Advance Scout..... | Chris Thomas |
| Head Athletic Trainer..... | Fred Teschi |
| Assistant Athletic Trainer..... | Jeff Tanaka |
| Strength & Conditioning Coach..... | Erik Helland |
| Assistant Strength & Conditioning Coach..... | Joshua Bonhott |
| Equipment Manager..... | John Ligmanowski |
| Head Video Coordinator..... | Adam Tatalovich |
| Senior Director, Public and Media Relations..... | Tim Hallam |
| Senior Manager, Public and Media Relations..... | Sebrina Brewster |
| Manager, Public and Media Relations..... | Matt Yob |
| Assistant, Public and Media Relations..... | Shaun Hickombottom |
| Home Court..... | United Center (21,711) |
| Radio..... | WMVP (AM 1000); Chuck Swirsky, Bill Wennington, Steve Kashul |
| TV..... | WGN (Ch. 9), WCJU-TV (Ch. 26), Comcast SportsNet; Neil Funk, Stacey King |

2009-10 vs. WIZARDS: Jan. 15 at Chicago, Feb. 22 at Washington, Apr. 2 at Washington

2008-09 FINISH: 41-41 (.500) Second in Central Division **PLAYOFF RESULTS:** Lost to Boston 4-3

2008-09 SEASON SERIES WASHINGTON (1-3) VS. CHICAGO

| PLAYER | G-GS | MIN | FG-FGA | PCT | 3FG-FGA | PCT | FT-FTA | PCT | OFF | DEF | TOT | AST | PF-DQ | STL | TO | BLK | PTS | AVG | HI | |
|------------------|------|-----|---------|------|---------|-------|--------|-----|-------|-----|-----|-----|-------|------|----|-----|-----|-----|-------|-----|
| Jamison | 4-4 | 147 | 33-75 | .440 | 7-23 | .304 | 23-28 | --- | .821 | 12 | 34 | 46 | 5 | 14-0 | 6 | 6 | 1 | 96 | 24.0 | 34 |
| Butler | 3-3 | 111 | 17-38 | .447 | 3-10 | .300 | 6-6 | --- | 1.000 | 2 | 19 | 21 | 18 | 8-0 | 4 | 7 | 2 | 43 | 14.3 | 27 |
| Young | 4-1 | 99 | 20-45 | .444 | 5-13 | .385 | 8-9 | --- | .889 | 2 | 8 | 10 | 7 | 13-0 | 0 | 5 | 0 | 53 | 13.3 | 28 |
| Blatche | 4-2 | 100 | 21-41 | .512 | 1-2 | .500 | 6-13 | --- | .462 | 10 | 18 | 28 | 3 | 10-0 | 1 | 7 | 7 | 49 | 12.3 | 15 |
| James (TOT) | 3-3 | 98 | 13-30 | .433 | 5-15 | .333 | 5-6 | --- | .833 | 1 | 7 | 8 | 7 | 8-0 | 3 | 4 | 0 | 36 | 12.0 | 14 |
| James (WAS) | 3-3 | 98 | 13-30 | .433 | 5-15 | .333 | 5-6 | --- | .833 | 1 | 7 | 8 | 7 | 7-0 | 3 | 4 | 0 | 36 | 12.0 | 14 |
| Songaila | 3-1 | 65 | 13-17 | .765 | 0-0 | --- | 0-0 | --- | 3 | 9 | 12 | 3 | 5-0 | 4 | 2 | 0 | 26 | 8.7 | 12 | |
| Crittendon (TOT) | 3-0 | 63 | 11-20 | .550 | 0-2 | .000 | 2-4 | --- | .500 | 3 | 9 | 12 | 10 | 5-0 | 1 | 1 | 0 | 24 | 8.0 | 18 |
| Crittendon (WAS) | 3-0 | 63 | 11-20 | .550 | 0-2 | .000 | 2-4 | --- | .500 | 3 | 9 | 12 | 10 | 5-0 | 1 | 1 | 0 | 24 | 8.0 | 18 |
| Stevenson | 1-1 | 33 | 3-9 | .333 | 1-6 | .167 | 0-0 | --- | 0 | 3 | 3 | 4 | 3-0 | 1 | 2 | 0 | 7 | 7.0 | 7 | |
| McGee | 3-1 | 42 | 7-18 | .389 | 0-0 | --- | 6-7 | --- | .857 | 4 | 1 | 5 | 1 | 4-0 | 0 | 0 | 5 | 20 | 6.7 | 10 |
| Pecherov | 3-0 | 22 | 5-8 | .625 | 1-2 | .500 | 4-4 | --- | 1.000 | 3 | 3 | 6 | 0 | 3-0 | 1 | 0 | 2 | 15 | 5.0 | 9 |
| McGuire | 4-3 | 111 | 8-18 | .444 | 0-0 | --- | 2-3 | --- | .667 | 9 | 15 | 24 | 12 | 8-0 | 1 | 5 | 5 | 18 | 4.5 | 10 |
| Dixon | 3-0 | 26 | 5-10 | .500 | 3-5 | .600 | 0-0 | --- | 0 | 1 | 1 | 6 | 3-0 | 0 | 4 | 0 | 13 | 4.3 | 8 | |
| Brown | 1-1 | 12 | 1-2 | .500 | 1-2 | .500 | 0-0 | --- | 0 | 0 | 0 | 2 | 1-0 | 0 | 1 | 0 | 3 | 3.0 | 3 | |
| Daniels | 1-0 | 16 | 1-2 | .500 | 1-1 | 1.000 | 0-0 | --- | 0 | 1 | 1 | 5 | 0-0 | 0 | 0 | 0 | 3 | 3.0 | 3 | |
| Thomas | 2-0 | 16 | 1-2 | .500 | 0-0 | --- | 0-0 | --- | 0 | 0 | 0 | 1 | 0-0 | 0 | 0 | 0 | 2 | 1.0 | 2 | |
| WIZARDS | 4 | 960 | 159-335 | .475 | 28-81 | .346 | 62-80 | --- | .775 | 49 | 128 | 177 | 85 | 84-0 | 22 | 47 | 22 | 408 | 102.0 | 113 |
| BULLS | 4 | 960 | 149-321 | .464 | 30-77 | .390 | 78-106 | --- | .736 | 38 | 118 | 156 | 98 | 69-0 | 27 | 39 | 17 | 406 | 101.5 | 117 |

2008-09 SEASON SERIES BULLS VS. WIZARDS

| PLAYER | G-GS | MIN | FG-FGA | PCT | 3FG-FGA | PCT | FT-FTA | PCT | OFF | DEF | TOT | AST | PF-DQ | STL | TO | BLK | PTS | AVG | HI | |
|------------------|------|-----|---------|------|---------|------|--------|-----|------|-----|-----|-----|-------|------|----|-----|-----|-----|-------|-----|
| Salmmons (TOT) | 3-2 | 113 | 20-38 | .526 | 6-15 | .400 | 22-24 | --- | .917 | 3 | 9 | 12 | 12 | 10-0 | 3 | 5 | 0 | 68 | 22.7 | 25 |
| Salmmons (CHI) | 2-1 | 71 | 13-25 | .520 | 3-9 | .333 | 15-16 | --- | .938 | 2 | 5 | 7 | 7 | 7-0 | 2 | 2 | 0 | 44 | 22.0 | 25 |
| Hughes | 2-0 | 55 | 13-25 | .520 | 7-10 | .700 | 8-10 | --- | .800 | 0 | 6 | 6 | 5 | 1-0 | 3 | 1 | 0 | 41 | 20.5 | 24 |
| Gordon | 4-4 | 131 | 28-59 | .475 | 7-18 | .389 | 12-15 | --- | .800 | 2 | 9 | 11 | 17 | 9-0 | 4 | 9 | 1 | 75 | 18.8 | 22 |
| Deng | 2-2 | 72 | 13-27 | .481 | 0-0 | --- | 4-6 | --- | .667 | 2 | 5 | 7 | 7 | 2-0 | 3 | 2 | 1 | 30 | 15.0 | 26 |
| Gooden | 2-2 | 72 | 11-22 | .500 | 0-0 | --- | 6-8 | --- | .750 | 5 | 16 | 21 | 4 | 6-0 | 2 | 4 | 1 | 28 | 14.0 | 16 |
| Nocioni | 2-0 | 48 | 9-17 | .529 | 5-11 | .455 | 4-6 | --- | .667 | 0 | 4 | 4 | 5 | 5-0 | 1 | 4 | 2 | 27 | 13.5 | 19 |
| Rose | 4-4 | 145 | 19-49 | .388 | 1-3 | .333 | 6-11 | --- | .545 | 3 | 6 | 9 | 28 | 4-0 | 2 | 8 | 0 | 45 | 11.3 | 15 |
| Hinrich | 2-0 | 43 | 7-19 | .368 | 4-13 | .308 | 1-2 | --- | .500 | 3 | 3 | 3 | 3-0 | 0 | 0 | 1 | 19 | 9.5 | 12 | |
| Miller (TOT) | 3-1 | 78 | 9-17 | .529 | 0-0 | --- | 6-7 | --- | .857 | 3 | 22 | 25 | 7 | 8-0 | 1 | 2 | 0 | 24 | 8.0 | 11 |
| Miller (CHI) | 2-0 | 55 | 8-13 | .615 | 0-0 | --- | 4-5 | --- | .800 | 2 | 19 | 21 | 5 | 7-0 | 1 | 2 | 0 | 20 | 10.0 | 11 |
| Noah | 3-2 | 79 | 10-12 | .833 | 0-0 | --- | 4-6 | --- | .667 | 8 | 20 | 28 | 4 | 8-0 | 3 | 1 | 5 | 24 | 8.0 | 9 |
| Ty. Thomas | 4-3 | 90 | 10-25 | .400 | 0-0 | --- | 11-15 | --- | .733 | 9 | 11 | 20 | 3 | 7-0 | 2 | 1 | 5 | 31 | 7.8 | 16 |
| Ti. Thomas (TOT) | 3-0 | 47 | 6-17 | .353 | 2-8 | .250 | 2-4 | --- | .500 | 3 | 4 | 7 | 3 | 5-0 | 0 | 1 | 0 | 16 | 5.3 | 9 |
| Ti. Thomas (CHI) | 2-0 | 32 | 5-13 | .385 | 2-6 | .333 | 2-4 | --- | .500 | 2 | 3 | 5 | 1 | 4-0 | 0 | 1 | 0 | 14 | 7.0 | 9 |
| Sefolosha | 1-1 | 22 | 2-6 | .333 | 1-2 | .500 | 0-0 | --- | 0 | 4 | 4 | 3 | 2-0 | 2 | 0 | 1 | 5 | 5.0 | 5 | |
| Roberson (TOT) | 3-0 | 33 | 5-21 | .238 | 2-13 | .154 | 0-0 | --- | 0 | 3 | 3 | 3 | 2-0 | 2 | 1 | 1 | 12 | 4.0 | 8 | |
| Roberson (CHI) | 1-0 | 3 | 0-3 | .000 | 0-2 | .000 | 0-0 | --- | 0 | 0 | 0 | 0 | 0-0 | 0 | 0 | 0 | 0 | 0.0 | 0 | |
| Hunter | 2-0 | 17 | 1-5 | .200 | 0-3 | .000 | 0-0 | --- | 0 | 0 | 0 | 5 | 1-0 | 2 | 3 | 0 | 2 | 1.0 | 2 | |
| Gray | 2-1 | 25 | 0-1 | .000 | 0-0 | --- | 1-2 | --- | .500 | 3 | 7 | 10 | 1 | 3-0 | 0 | 0 | 0 | 1 | 0.5 | 1 |
| BULLS | 4 | 960 | 149-321 | .464 | 30-77 | .390 | 78-106 | --- | .736 | 38 | 118 | 156 | 98 | 69-0 | 27 | 39 | 17 | 406 | 101.5 | 117 |
| WIZARDS | 4 | 960 | 159-335 | .475 | 28-81 | .346 | 62-80 | --- | .775 | 49 | 128 | 177 | 85 | 84-0 | 22 | 47 | 22 | 408 | 102.0 | 113 |



CHICAGO BULLS

1901 WEST MADISON STREET, CHICAGO, IL 60612
PHONE: 312-455-4000 • WWW.BULLS.COM

YEAR-BY-YEAR RECORD

| Season | Home | Road | Neutral | Total | Season | Home | Road | Neutral | Total |
|---------|------|------|---------|-------|----------------|--------------|--------------|------------|---------------|
| 1966-67 | 2-1 | 0-4 | 1-1 | 3-6 | 1988-89 | 1-1 | 0-2 | | 1-3 |
| 1967-68 | 1-3 | 1-2 | | 2-5 | 1989-90 | 1-1 | 0-2 | | 0-3 |
| 1968-69 | 2-0 | 3-0 | 1-0 | 6-0 | 1990-91 | 1-1 | 0-2 | | 1-3 |
| 1969-70 | 2-0 | 2-0 | 1-1 | 5-1 | 1991-92 | 0-2 | 0-2 | | 0-4 |
| 1970-71 | 2-1 | 0-2 | | 2-3 | 1992-93 | 0-2 | 0-2 | | 0-4 |
| 1971-72 | 0-2 | 1-2 | | 1-4 | 1993-94 | 0-2 | 0-2 | | 0-4 |
| 1972-73 | 0-1 | 0-2 | 0-1 | 0-4 | 1994-95 | 1-1 | 1-1 | | 2-2 |
| 1973-74 | 1-1 | 0-2 | | 1-3 | 1995-96 | 0-2 | 0-2 | | 0-4 |
| 1974-75 | 2-0 | 1-1 | | 3-1 | 1996-97 | 1-1 | 0-1 | | 1-2 |
| 1975-76 | 2-0 | 2-0 | | 4-0 | 1997-98 | 0-2 | 1-1 | | 1-3 |
| 1976-77 | 1-1 | 1-0 | | 2-1 | 1998-99 | 2-0 | 0-1 | | 2-1 |
| 1977-78 | 1-0 | 0-2 | | 1-2 | 1999-00 | 1-1 | 1-1 | | 2-2 |
| 1978-79 | 2-0 | 1-1 | | 3-1 | 2000-01 | 0-1 | 1-1 | | 1-2 |
| 1979-80 | 1-0 | 1-0 | | 2-0 | 2001-02 | 2-0 | 1-1 | | 3-1 |
| 1980-81 | 1-2 | 0-3 | | 1-5 | 2002-03 | 2-0 | 1-1 | | 3-1 |
| 1981-82 | 3-0 | 1-2 | | 4-2 | 2003-04 | 2-0 | 1-1 | | 3-1 |
| 1982-83 | 2-1 | 3-0 | | 5-1 | 2004-05 | 2-0 | 0-1 | | 2-1 |
| 1983-84 | 3-0 | 1-2 | | 4-2 | 2005-06 | 1-1 | 0-2 | | 1-3 |
| 1984-85 | 2-1 | 0-2 | | 2-3 | 2006-07 | 1-1 | 0-2 | | 1-3 |
| 1985-86 | 2-0 | 2-1 | | 4-1 | 2007-08 | 0-1 | 2-0 | | 2-1 |
| 1986-87 | 3-0 | 0-3 | | 3-3 | 2008-09 | 1-1 | 0-2 | | 1-3 |
| 1987-88 | 2-1 | 1-2 | | 3-3 | Totals: | 56-36 | 30-63 | 3-3 | 89-102 |

WIZARDS VS. CHICAGO SERIES FACTS


Wizards largest margin of victory: 28 (2x, last 135-107, 1/26/78)
Wizards high point total: 143 (10/30/82)
Wizards low point total: 66 (1/5/00)
Bulls largest margin of victory: 33 (101-68, 4/15/07)
Bulls high point total: 134 (4/9/84, 20T)
Bulls low point total: 69 (1/19/02)

| | | | |
|--------------------------|----------------------|-------------------|----------------|
| | at WASHINGTON | at CHICAGO | OVERALL |
| Wizards last won: | 2/27/09 (113-90) | 4/5/08 (99-87) | 2/27/09 |
| Bulls last won: | 3/23/09 (101-99) | 1/9/09 (98-86) | 3/23/09 |
| Wizards streak: | Lost one | Lost two | Lost one |

WIZARDS CAREER THROUGH 2008-2009 VS. CHICAGO

| PLAYER | G | GS | MIN | FIELD GOALS | | | 3-POINT FG | | | FREE THROWS | | | REBOUNDS | | | AST | PF | DQ | STL | TO | BLK | PTS | AVG | HI |
|------------|----|----|-----|-------------|-----|------|------------|-----|------|-------------|-----|------|----------|-----|-----|-----|----|----|-----|----|-----|-----|------|----|
| | | | | FG | FGA | PCT | FG | FGA | PCT | FT | FTA | PCT | OFF | DEF | TOT | | | | | | | | | |
| Arenas | 15 | 15 | 612 | 127 | 287 | .443 | 31 | 76 | .408 | 101 | 130 | .777 | 14 | 55 | 69 | 85 | 49 | 0 | 28 | 61 | 5 | 386 | 25.7 | 42 |
| Blatche | 12 | 3 | 233 | 35 | 83 | .422 | 1 | 6 | .167 | 16 | 26 | .615 | 23 | 40 | 63 | 12 | 32 | 0 | 2 | 17 | 15 | 87 | 7.3 | 17 |
| Butler | 19 | 18 | 727 | 120 | 286 | .420 | 17 | 56 | .304 | 85 | 102 | .833 | 42 | 105 | 147 | 71 | 58 | 0 | 32 | 47 | 11 | 342 | 18.0 | 30 |
| Crittendon | 4 | 0 | 94 | 18 | 35 | .514 | 1 | 6 | .167 | 4 | 6 | .667 | 4 | 12 | 16 | 14 | 9 | 0 | 2 | 3 | 0 | 41 | 10.3 | 18 |
| Foye | 6 | 2 | 160 | 24 | 63 | .381 | 7 | 22 | .318 | 21 | 22 | .955 | 2 | 8 | 10 | 12 | 12 | 0 | 7 | 16 | 1 | 76 | 12.7 | 25 |
| Haywood | 25 | 17 | 629 | 79 | 146 | .541 | 0 | 0 | --- | 51 | 89 | .573 | 80 | 95 | 175 | 14 | 73 | 1 | 17 | 25 | 48 | 209 | 8.4 | 25 |
| James | 21 | 13 | 573 | 86 | 192 | .448 | 28 | 71 | .394 | 32 | 40 | .800 | 4 | 47 | 51 | 95 | 38 | 0 | 32 | 29 | 1 | 232 | 11.0 | 26 |
| Jamison | 25 | 23 | 928 | 177 | 432 | .410 | 22 | 85 | .259 | 83 | 106 | .783 | 64 | 172 | 236 | 41 | 74 | 0 | 28 | 44 | 8 | 459 | 18.4 | 34 |
| McGee | 3 | 1 | 42 | 7 | 18 | .389 | 0 | 0 | --- | 6 | 7 | .857 | 4 | 1 | 5 | 1 | 4 | 0 | 0 | 5 | 20 | 6.7 | 10 | |
| McGuire | 6 | 3 | 126 | 9 | 22 | .409 | 0 | 0 | --- | 2 | 3 | .667 | 9 | 15 | 24 | 13 | 12 | 0 | 2 | 5 | 5 | 20 | 3.3 | 10 |
| Miller | 18 | 14 | 577 | 86 | 187 | .460 | 31 | 87 | .356 | 42 | 52 | .808 | 14 | 92 | 106 | 52 | 42 | 0 | 10 | 33 | 3 | 245 | 13.6 | 27 |
| Oberto | 6 | 5 | 95 | 8 | 15 | .533 | 0 | 0 | --- | 3 | 6 | .500 | 5 | 10 | 15 | 4 | 15 | 1 | 2 | 6 | 2 | 19 | 3.2 | 5 |
| Stevenson | 24 | 20 | 659 | 81 | 224 | .362 | 11 | 48 | .229 | 38 | 59 | .644 | 11 | 47 | 58 | 64 | 35 | 0 | 17 | 41 | 9 | 211 | 8.8 | 18 |
| Young | 7 | 2 | 142 | 23 | 63 | .365 | 5 | 16 | .313 | 9 | 11 | .818 | 4 | 12 | 16 | 7 | 18 | 0 | 1 | 7 | 0 | 60 | 8.6 | 28 |





CLEVELAND CAVALIERS

Majority Owner/Chairman.....Dan Gilbert
President.....Len Komoroski
General Manager.....Danny Ferry
Assistant General Managers.....Lance Blanks, Chris Grant
Head Coach.....Mike Brown
Assistant Coaches.....Hank Egan, Melvin Hunt, Chris Jent, Michael Malone
Advance Scout.....Bryant Moore
Video Coordinator.....Steve Hetzel
Assistant Coach/Strength & Conditioning Coordinator.....Stan Kellers
Head Athletic Trainer.....Max Benton
Equipment Manager/Travel Coordinator.....Mark Cashman
Senior Vice President, Communications.....Tad Carper
Director, Basketball Communications.....Amanda Petrak
Basketball Communications Managers.....Garin Narain, Bruce Wimbish
Basketball Communications Coordinator.....Tora Vinci
Home Court.....Quicken Loans Arena (20,562)
Radio.....WTAM (1100 AM); Joe Tait
TV.....FSN Ohio; Fred McLeod, Austin Carr

2009-10 vs. WIZARDS: Nov. 3 at Cleveland, Nov. 18 at Washington, Jan. 6 at Cleveland

2008-09 FINISH: 66-16 (.805) Second in Central Division

PLAYOFF RESULTS: Defeated Detroit 4-0, Defeated Atlanta 4-0, Lost to Orlando 4-2

2008-09 SEASON SERIES WASHINGTON (2-2) VS. CLEVELAND

| PLAYER | G-GS | MIN | FG-FGA | PCT | 3FG-FGA | PCT | FT-FTA | PCT | OFF | DEF | TOT | AST | PF-DQ | STL | TO | BLK | PTS | AVG | HI |
|------------------|------|-----|---------|------|---------|-------|--------|-------|-----|-----|-----|------|-------|-----|----|-----|------|------|-----|
| Jamison | 4-4 | 139 | 31-63 | .492 | 5-11 | .455 | 13-17 | .765 | 12 | 18 | 30 | 7 | 12-1 | 5 | 9 | 1 | 80 | 20.0 | 28 |
| Butler | 4-4 | 149 | 19-55 | .345 | 1-12 | .083 | 21-24 | .875 | 6 | 12 | 18 | 11-0 | 4 | 15 | 1 | 60 | 15.0 | 25 | |
| Arenas | 1-1 | 33 | 3-11 | .273 | 0-2 | .000 | 5-8 | .625 | 0 | 6 | 6 | 10 | 2-0 | 0 | 0 | 1 | 11 | 11.0 | 11 |
| James (TOT) | 3-2 | 84 | 12-28 | .429 | 5-11 | .455 | 2-3 | .667 | 1 | 9 | 10 | 6 | 4-0 | 1 | 7 | 0 | 31 | 10.3 | 26 |
| James (WAS) | 2-2 | 71 | 12-23 | .522 | 5-10 | .500 | 2-3 | .667 | 1 | 7 | 8 | 4 | 3-0 | 1 | 7 | 0 | 31 | 15.5 | 26 |
| Blatche | 4-2 | 97 | 17-32 | .531 | 0-0 | --- | 4-6 | .667 | 5 | 13 | 18 | 10 | 11-0 | 4 | 6 | 5 | 38 | 9.5 | 14 |
| Young | 4-0 | 99 | 17-40 | .425 | 3-11 | .273 | 0-0 | --- | 1 | 6 | 7 | 7 | 8-0 | 2 | 3 | 1 | 37 | 9.3 | 16 |
| Haywood | 2-2 | 54 | 8-17 | .471 | 0-0 | --- | 2-2 | 1.000 | 4 | 13 | 17 | 1 | 4-0 | 0 | 2 | 2 | 18 | 9.0 | 12 |
| Songaila | 4-0 | 72 | 13-22 | .591 | 0-0 | --- | 6-7 | .857 | 7 | 12 | 19 | 0 | 9-0 | 2 | 1 | 1 | 32 | 8.0 | 17 |
| Crittenton (TOT) | 2-1 | 42 | 5-12 | .417 | 1-1 | 1.000 | 2-5 | .400 | 3 | 3 | 6 | 2 | 5-0 | 1 | 3 | 0 | 13 | 6.5 | 11 |
| Crittenton (WAS) | 2-1 | 42 | 5-12 | .417 | 1-1 | 1.000 | 2-5 | .400 | 3 | 3 | 6 | 2 | 5-0 | 1 | 3 | 0 | 13 | 6.5 | 11 |
| McGuire | 4-4 | 120 | 9-20 | .450 | 0-0 | --- | 3-3 | 1.000 | 7 | 26 | 33 | 17 | 9-0 | 1 | 7 | 2 | 21 | 5.3 | 10 |
| Dixon | 1-0 | 18 | 2-4 | .500 | 1-1 | 1.000 | 0-0 | --- | 0 | 1 | 1 | 2 | 0-0 | 1 | 0 | 0 | 5 | 5.0 | 5 |
| McGee | 2-0 | 20 | 3-5 | .600 | 0-0 | --- | 4-4 | 1.000 | 0 | 1 | 1 | 0 | 5-0 | 1 | 1 | 3 | 10 | 5.0 | 6 |
| Stevenson | 1-0 | 21 | 2-8 | .250 | 0-5 | .000 | 0-2 | .000 | 1 | 1 | 2 | 1 | 1-0 | 2 | 1 | 0 | 4 | 4.0 | 4 |
| Pecherov | 1-0 | 8 | 0-4 | .000 | 0-1 | .000 | 2-2 | 1.000 | 2 | 3 | 5 | 0 | 0-0 | 0 | 0 | 0 | 2 | 2.0 | 2 |
| Thomas | 2-0 | 15 | 1-3 | .333 | 0-0 | --- | 0-0 | --- | 1 | 2 | 3 | 0 | 1-0 | 0 | 0 | 3 | 2 | 1.0 | 2 |
| WIZARDS | 4 | 960 | 142-319 | .445 | 16-54 | .296 | 64-83 | .771 | 50 | 124 | 174 | 79 | 81-1 | 24 | 56 | 20 | 364 | 91.0 | 109 |
| CAVALIERS | 4 | 960 | 136-313 | .435 | 35-103 | .340 | 62-89 | .697 | 48 | 117 | 165 | 78 | 78-0 | 21 | 54 | 24 | 369 | 92.3 | 101 |

2008-09 SEASON SERIES CAVALIERS VS. WIZARDS

| PLAYER | G-GS | MIN | FG-FGA | PCT | 3FG-FGA | PCT | FT-FTA | PCT | OFF | DEF | TOT | AST | PF-DQ | STL | TO | BLK | PTS | AVG | HI |
|-------------|------|-----|---------|------|---------|------|--------|-------|-----|-----|-----|-----|-------|-----|----|-----|-----|------|-----|
| James | 4-4 | 148 | 35-68 | .515 | 7-21 | .333 | 23-33 | .697 | 1 | 25 | 26 | 29 | 7-0 | 7 | 18 | 3 | 100 | 25.0 | 31 |
| M. Williams | 4-4 | 141 | 24-54 | .444 | 11-26 | .423 | 11-14 | .786 | 3 | 13 | 16 | 15 | 13-0 | 2 | 6 | 0 | 70 | 17.5 | 24 |
| West | 4-4 | 146 | 20-54 | .370 | 6-21 | .286 | 5-7 | .714 | 0 | 6 | 6 | 18 | 3-0 | 3 | 2 | 1 | 51 | 12.8 | 18 |
| Varejao | 4-3 | 126 | 19-30 | .633 | 0-0 | --- | 5-6 | .833 | 10 | 27 | 37 | 2 | 12-0 | 3 | 3 | 3 | 43 | 10.8 | 13 |
| Gibson | 4-0 | 91 | 10-26 | .385 | 7-18 | .389 | 3-3 | 1.000 | 1 | 3 | 4 | 6 | 3-0 | 2 | 5 | 1 | 30 | 7.5 | 10 |
| Ilgauskas | 3-3 | 83 | 6-20 | .300 | 0-0 | --- | 9-12 | .750 | 10 | 18 | 28 | 3 | 8-0 | 1 | 6 | 7 | 21 | 7.0 | 9 |
| Smith (TOT) | 3-1 | 53 | 7-18 | .389 | 0-1 | .000 | 4-6 | .667 | 5 | 6 | 11 | 0 | 7-0 | 0 | 1 | 3 | 18 | 6.0 | 9 |
| Smith (CLE) | 2-0 | 32 | 4-11 | .364 | 0-1 | .000 | 1-2 | .500 | 4 | 4 | 8 | 0 | 6-0 | 0 | 1 | 3 | 9 | 4.5 | 7 |
| Wallace | 3-2 | 69 | 7-10 | .700 | 0-0 | --- | 1-4 | .250 | 10 | 8 | 18 | 2 | 7-0 | 2 | 2 | 3 | 15 | 5.0 | 7 |
| Szczerbiak | 4-0 | 60 | 7-24 | .292 | 3-11 | .273 | 2-2 | 1.000 | 5 | 7 | 12 | 1 | 9-0 | 1 | 5 | 2 | 19 | 4.8 | 8 |
| Hickson | 1-0 | 18 | 2-6 | .333 | 0-0 | --- | 0-0 | --- | 1 | 3 | 4 | 0 | 1-0 | 0 | 1 | 1 | 4 | 4.0 | 4 |
| Pavlovic | 4-0 | 18 | 2-7 | .286 | 1-4 | .250 | 0-4 | .000 | 1 | 0 | 1 | 1 | 3-0 | 0 | 0 | 0 | 5 | 1.3 | 5 |
| Jackson | 2-0 | 24 | 0-2 | .000 | 0-0 | --- | 2-2 | 1.000 | 2 | 3 | 5 | 1 | 5-0 | 0 | 0 | 0 | 2 | 1.0 | 2 |
| Kinsey | 1-0 | 3 | 0-1 | .000 | 0-1 | .000 | 0-0 | --- | 0 | 0 | 0 | 0 | 1-0 | 0 | 1 | 0 | 0 | 0.0 | 0 |
| CAVALIERS | 4 | 960 | 136-313 | .435 | 35-103 | .340 | 62-89 | .697 | 48 | 117 | 165 | 78 | 78-0 | 21 | 54 | 24 | 369 | 92.3 | 101 |
| WIZARDS | 4 | 960 | 142-319 | .445 | 16-54 | .296 | 64-83 | .771 | 50 | 124 | 174 | 79 | 81-1 | 24 | 56 | 20 | 364 | 91.0 | 109 |



CLEVELAND CAVALIERS

ONE CENTER COURT, CLEVELAND, OH 44115
PHONE: 312-455-4000 • WWW.CLEVELANDCAVALIERS.COM

YEAR-BY-YEAR RECORD

| Season | Home | Road | Neutral | Total | Season | Home | Road | Neutral | Total |
|---------|------|------|---------|-------|----------------|--------------|--------------|------------|--------------|
| 1970-71 | 2-0 | 2-0 | | 4-0 | 1990-91 | 2-0 | 1-1 | | 3-1 |
| 1971-72 | 0-2 | 1-2 | 0-1 | 1-5 | 1991-92 | 0-2 | 0-2 | | 0-4 |
| 1972-73 | 3-0 | 4-0 | 1-0 | 8-0 | 1992-93 | 1-1 | 0-2 | | 1-3 |
| 1973-74 | 3-1 | 3-0 | | 6-1 | 1993-94 | 1-1 | 0-2 | | 1-3 |
| 1974-75 | 3-1 | 2-2 | | 5-3 | 1994-95 | 1-1 | 0-2 | | 1-3 |
| 1975-76 | 2-1 | 0-3 | | 2-4 | 1995-96 | 0-2 | 1-1 | | 1-3 |
| 1976-77 | 2-0 | 1-1 | | 3-1 | 1996-97 | 1-1 | 2-0 | | 3-1 |
| 1977-78 | 1-1 | 1-1 | | 2-2 | 1997-98 | 2-0 | 0-1 | | 2-1 |
| 1978-79 | 2-0 | 2-0 | | 4-0 | 1998-99 | 2-0 | 0-1 | | 2-1 |
| 1979-80 | 2-1 | 1-2 | | 3-3 | 1999-00 | 1-1 | 0-2 | | 1-3 |
| 1980-81 | 2-1 | 0-3 | | 2-4 | 2000-01 | 1-1 | 1-1 | | 2-2 |
| 1981-82 | 2-1 | 3-0 | | 5-1 | 2001-02 | 1-0 | 1-1 | | 2-1 |
| 1982-83 | 2-1 | 0-2 | | 2-3 | 2002-03 | 2-0 | 2-0 | | 4-0 |
| 1983-84 | 1-1 | 0-3 | | 1-4 | 2003-04 | 1-1 | 1-1 | | 2-2 |
| 1984-85 | 2-1 | 1-2 | | 3-3 | 2004-05 | 1-0 | 1-1 | | 2-1 |
| 1985-86 | 2-1 | 3-0 | | 5-1 | 2005-06 | 2-0 | 1-1 | | 3-1 |
| 1986-87 | 3-0 | 1-2 | | 4-2 | 2006-07 | 1-1 | 0-1 | | 1-2 |
| 1987-88 | 0-3 | 0-3 | | 0-6 | 2007-08 | 2-0 | 0-2 | | 2-2 |
| 1988-89 | 2-0 | 0-2 | | 2-2 | 2008-09 | 2-0 | 0-2 | | 2-2 |
| 1989-90 | 1-1 | 0-2 | | 1-3 | Totals: | 61-29 | 36-54 | 1-1 | 98-84 |

WIZARDS VS. CLEVELAND SERIES FACTS

| | |
|---|-----------------------|
| Wizards largest margin of victory: | 35 (138-103, 3/29/81) |
| Wizards high point total: | 138 (3/29/81) |
| Wizards low point total: | 73 (11/11/00) |
| Cavaliers largest margin of victory: | 39 (131-92, 11/10/92) |
| Cavaliers high point total: | 132 (1/3/81) |
| Cavaliers low point total: | 74 (12/21/82) |

| | at WASHINGTON | at CLEVELAND | OVERALL |
|----------------------------|------------------|------------------|----------|
| Wizards last won: | 4/2/09 (109-101) | 2/24/06 (102-94) | 4/2/09 |
| Cavaliers last won: | 4/6/07 (99-94) | 4/8/09 (98-86) | 4/8/09 |
| Wizards streak: | Won four | Lost four | Lost one |


WIZARDS CAREER THROUGH 2008-2009 VS. CLEVELAND

| PLAYER | FIELD GOALS | | | 3-POINT FG | | | FREE THROWS | | | REBOUNDS | | | AST | PF | DQ | STL | TO | BLK | PTS | AVG | HI | | | |
|------------|-------------|----|------|------------|-----|------|-------------|-----|------|----------|-----|-------|-----|-----|-----|-----|----|-----|-----|-----|----|-----|------|-----|
| | G | GS | MIN | FG | FGA | PCT | FG | FGA | PCT | FT | FTA | PCT | | | | | | | | | | OFF | DEF | TOT |
| Arenas | 17 | 15 | 598 | 123 | 273 | .451 | 38 | 85 | .447 | 95 | 122 | .779 | 7 | 55 | 62 | 102 | 46 | 0 | 23 | 47 | 7 | 379 | 22.3 | 45 |
| Blatche | 9 | 3 | 182 | 30 | 55 | .545 | 0 | 0 | --- | 10 | 13 | .769 | 13 | 24 | 37 | 14 | 27 | 0 | 7 | 11 | 12 | 70 | 7.8 | 14 |
| Butler | 22 | 20 | 802 | 128 | 298 | .430 | 9 | 35 | .257 | 66 | 79 | .835 | 37 | 88 | 125 | 54 | 69 | 0 | 35 | 69 | 7 | 331 | 15.0 | 27 |
| Crittendon | 3 | 1 | 54 | 6 | 19 | .316 | 1 | 2 | .500 | 4 | 7 | .571 | 4 | 4 | 8 | 2 | 6 | 0 | 2 | 3 | 0 | 17 | 5.7 | 11 |
| Foye | 5 | 2 | 140 | 16 | 49 | .327 | 6 | 20 | .300 | 10 | 13 | .769 | 1 | 13 | 14 | 14 | 9 | 0 | 5 | 9 | 0 | 48 | 9.6 | 18 |
| Haywood | 26 | 19 | 679 | 90 | 166 | .542 | 0 | 0 | --- | 50 | 75 | .667 | 59 | 88 | 147 | 20 | 74 | 0 | 9 | 29 | 43 | 230 | 8.8 | 17 |
| James | 19 | 11 | 520 | 79 | 168 | .470 | 16 | 55 | .291 | 47 | 60 | .783 | 6 | 55 | 61 | 68 | 41 | 0 | 11 | 31 | 2 | 221 | 11.6 | 31 |
| Jamison | 29 | 26 | 1050 | 218 | 469 | .465 | 22 | 69 | .319 | 110 | 163 | .675 | 72 | 156 | 228 | 43 | 70 | 1 | 31 | 47 | 15 | 568 | 19.6 | 37 |
| McGee | 2 | 0 | 20 | 3 | 5 | .600 | 0 | 0 | --- | 4 | 4 | 1.000 | 0 | 1 | 1 | 0 | 5 | 0 | 1 | 1 | 3 | 10 | 5.0 | 6 |
| McGuire | 8 | 4 | 150 | 12 | 24 | .500 | 0 | 0 | --- | 3 | 6 | .500 | 7 | 29 | 36 | 19 | 12 | 0 | 2 | 8 | 3 | 27 | 3.4 | 10 |
| Miller | 21 | 16 | 671 | 106 | 235 | .451 | 34 | 86 | .395 | 27 | 35 | .771 | 15 | 85 | 100 | 83 | 52 | 1 | 14 | 43 | 8 | 273 | 13.0 | 28 |
| Oberto | 7 | 3 | 112 | 9 | 17 | .529 | 0 | 0 | --- | 2 | 2 | 1.000 | 8 | 20 | 28 | 2 | 17 | 0 | 2 | 6 | 2 | 20 | 2.9 | 4 |
| Stevenson | 20 | 14 | 549 | 67 | 178 | .376 | 16 | 48 | .333 | 34 | 46 | .739 | 13 | 34 | 47 | 50 | 34 | 0 | 15 | 27 | 1 | 184 | 9.2 | 21 |
| Young | 8 | 0 | 160 | 28 | 66 | .424 | 5 | 17 | .294 | 9 | 10 | .900 | 2 | 13 | 15 | 11 | 12 | 0 | 4 | 8 | 1 | 70 | 8.8 | 16 |





DALLAS MAVERICKS



Owner Mark Cuban
 President & CEO Terdema Ussery
 Head Coach Rick Carlisle
 President of Basketball Operations/GM Donn Nelson
 Assistant Coaches Dwane Casey, Terry Stotts, Tom Sterner,
 Monte Mathis, Darrell Armstrong
 Assistant General Manager Keith Grant
 Head Athletic Trainer Casey Smith
 Assistant Athletic Trainer Dionne Calhoun
 Assistant Coach / Strength Coach Robert Hackett
 Head Equipment Manager Al Whitney
 Video Coordinators Mike Shedd, Mondrick Jones
 Director of Basketball Communications Sarah Melton
 Basketball Communications Manager Scott Tomlin
 Basketball Communications Coordinator Renee Felton
 Community Relations Manager Gina Calvert
 Community Relations Coordinator Matt Miller
 Community Relations Hunt Jessica Hunt
 Home Court American Airlines Center (19,200)
 Radio ESPN Radio (103.3 FM); Chuck Cooperstein, Brad Davis
 Spanish Radio KFLC (1270 AM); Victor Villalba
 TV TXA-21, FOX Sports Southwest; Mark Followill, Bob Ortegal

2009-10 vs. WIZARDS: Oct. 27 at Dallas, Jan. 20 at Washington

2008-09 FINISH: 50-32 (.610) Third in Southwest Division

PLAYOFF RESULTS: Defeated San Antonio 4-1, Lost to Denver 4-1

2008-09 SEASON SERIES WASHINGTON (0-2) VS. DALLAS

| PLAYER | G-GS | MIN | FG-FGA | PCT | 3FG-FGA | PCT | FT-FTA | PCT | OFF | DEF | TOT | AST | PF-DO | STL | TO | BLK | PTS | AVG | HI |
|------------------|------|-----|--------|-------|---------|-------|--------|-------|-----|-----|-----|-----|-------|-----|----|-----|-----|-------|-----|
| Jamison | 2-2 | 80 | 18-42 | .429 | 5-8 | .625 | 5-6 | .833 | 5 | 14 | 19 | 2 | 7-0 | 1 | 6 | 0 | 46 | 23.0 | 24 |
| Butler | 2-2 | 85 | 13-35 | .371 | 3-7 | .429 | 9-11 | .818 | 3 | 12 | 15 | 7 | 4-0 | 4 | 10 | 2 | 38 | 19.0 | 20 |
| James (TOT) | 2-2 | 74 | 11-22 | .500 | 3-6 | .500 | 8-8 | 1.000 | 3 | 6 | 9 | 12 | 7-0 | 3 | 7 | 0 | 33 | 16.5 | 17 |
| James (WAS) | 2-2 | 74 | 11-22 | .500 | 3-6 | .500 | 8-8 | 1.000 | 3 | 6 | 9 | 12 | 7-0 | 3 | 7 | 0 | 33 | 16.5 | 17 |
| Blatche | 2-1 | 42 | 7-13 | .538 | 1-2 | .500 | 3-5 | .600 | 0 | 3 | 3 | 2 | 7-0 | 2 | 3 | 2 | 18 | 9.0 | 12 |
| Songaila | 2-1 | 46 | 8-8 | 1.000 | 0-0 | --- | 0-0 | --- | 3 | 3 | 6 | 5 | 7-0 | 3 | 3 | 0 | 16 | 8.0 | 10 |
| McGuire | 2-1 | 56 | 3-9 | .333 | 0-0 | --- | 5-6 | .833 | 5 | 6 | 11 | 4 | 2-0 | 4 | 1 | 0 | 11 | 5.5 | 7 |
| Young | 2-0 | 30 | 2-7 | .286 | 1-1 | 1.000 | 4-4 | 1.000 | 0 | 2 | 2 | 1 | 2-0 | 0 | 2 | 1 | 9 | 4.5 | 5 |
| McGee | 2-0 | 22 | 3-3 | 1.000 | 0-0 | --- | 2-4 | .500 | 1 | 2 | 3 | 0 | 1-0 | 1 | 3 | 0 | 8 | 4.0 | 6 |
| Crittendon (TOT) | 3-0 | 30 | 4-9 | .444 | 0-0 | --- | 2-2 | 1.000 | 1 | 4 | 5 | 4 | 3-0 | 2 | 2 | 0 | 10 | 3.3 | 10 |
| Crittendon (WAS) | 2-0 | 29 | 4-9 | .444 | 0-0 | --- | 2-2 | 1.000 | 1 | 4 | 5 | 4 | 3-0 | 2 | 2 | 0 | 10 | 5.0 | 10 |
| Stevenson | 1-1 | 15 | 0-2 | .000 | 0-1 | .000 | 0-0 | --- | 0 | 2 | 2 | 3 | 1-0 | 1 | 1 | 0 | 0 | 0.0 | 0 |
| WIZARDS | 2 | 480 | 69-150 | .460 | 13-25 | .520 | 38-46 | .826 | 21 | 54 | 75 | 40 | 41-0 | 21 | 39 | 5 | 189 | 94.5 | 103 |
| MAVERICKS | 2 | 480 | 83-166 | .500 | 13-47 | .277 | 37-45 | .822 | 26 | 55 | 81 | 52 | 38-0 | 22 | 27 | 9 | 216 | 108.0 | 119 |

2008-09 SEASON SERIES MAVERICKS VS. WIZARDS

| PLAYER | G-GS | MIN | FG-FGA | PCT | 3FG-FGA | PCT | FT-FTA | PCT | OFF | DEF | TOT | AST | PF-DO | STL | TO | BLK | PTS | AVG | HI |
|---------------|------|-----|--------|-------|---------|------|--------|-------|-----|-----|-----|-----|-------|-----|----|-----|-----|-------|-----|
| J. Terry | 2-0 | 67 | 19-38 | .500 | 9-18 | .500 | 11-11 | 1.000 | 1 | 4 | 5 | 5 | 1-0 | 2 | 4 | 1 | 58 | 29.0 | 33 |
| Nowitzki | 2-2 | 77 | 24-46 | .522 | 0-5 | .000 | 9-9 | 1.000 | 3 | 15 | 18 | 9 | 6-0 | 2 | 8 | 2 | 57 | 28.5 | 34 |
| Howard | 1-1 | 27 | 7-14 | .500 | 0-4 | .000 | 3-4 | .750 | 0 | 0 | 0 | 2-0 | 0 | 2 | 0 | 0 | 17 | 17.0 | 17 |
| Wright | 1-1 | 31 | 7-10 | .700 | 1-2 | .500 | 1-4 | .250 | 0 | 5 | 5 | 3 | 4-0 | 4 | 1 | 0 | 16 | 16.0 | 16 |
| Bass | 1-0 | 23 | 3-4 | .750 | 0-0 | --- | 7-8 | .875 | 3 | 2 | 5 | 1 | 2-0 | 2 | 2 | 0 | 13 | 13.0 | 13 |
| George | 2-2 | 60 | 7-14 | .500 | 2-7 | .286 | 0-0 | --- | 3 | 4 | 7 | 3 | 4-0 | 3 | 0 | 2 | 16 | 8.0 | 10 |
| Singleton | 2-0 | 39 | 4-9 | .444 | 0-1 | .000 | 5-5 | 1.000 | 4 | 12 | 16 | 0 | 6-0 | 3 | 4 | 3 | 13 | 6.5 | 8 |
| Barea | 2-0 | 32 | 5-10 | .500 | 1-4 | .250 | 0-0 | --- | 0 | 1 | 1 | 4 | 1-0 | 1 | 1 | 0 | 11 | 5.5 | 7 |
| Dampier | 2-2 | 37 | 5-5 | 1.000 | 0-0 | --- | 0-2 | .000 | 8 | 7 | 15 | 3 | 3-0 | 1 | 2 | 1 | 10 | 5.0 | 6 |
| Carroll (TOT) | 1-0 | 14 | 1-7 | .143 | 1-5 | .200 | 0-0 | --- | 0 | 2 | 2 | 0 | 1-0 | 0 | 0 | 0 | 3 | 3.0 | 3 |
| Kidd | 2-2 | 73 | 2-15 | .133 | 0-6 | .000 | 1-2 | .500 | 2 | 5 | 7 | 22 | 7-0 | 4 | 2 | 0 | 5 | 2.5 | 4 |
| Hollins (TOT) | 1-0 | 5 | 0-2 | .000 | 0-0 | --- | 1-2 | .500 | 1 | 1 | 2 | 0 | 2-0 | 0 | 0 | 2 | 1 | 1.0 | 1 |
| Diop | 1-0 | 9 | 0-1 | .000 | 0-0 | --- | 0-0 | --- | 2 | 0 | 2 | 2 | 2-0 | 0 | 0 | 0 | 0 | 0.0 | 0 |
| Green | 1-0 | 4 | 0-0 | .000 | 0-0 | --- | 0-0 | --- | 0 | 0 | 0 | 0 | 0-0 | 0 | 0 | 0 | 0 | 0.0 | 0 |
| MAVERICKS | 2 | 480 | 83-166 | .500 | 13-47 | .277 | 37-45 | .822 | 26 | 55 | 81 | 52 | 38-0 | 22 | 27 | 9 | 216 | 108.0 | 119 |
| WIZARDS | 2 | 480 | 69-150 | .460 | 13-25 | .520 | 38-46 | .826 | 21 | 54 | 75 | 40 | 41-0 | 21 | 39 | 5 | 189 | 94.5 | 103 |



DALLAS MAVERICKS

AMERICAN AIRLINES CENTER, 2500 VICTORY AVENUE, DALLAS, TX 75219

PHONE: 214-665-4660 • WWW.MAVS.COM

YEAR-BY-YEAR RECORD

| Season | Home | Road | Neutral | Total | Season | Home | Road | Neutral | Total |
|---------|------|------|---------|-------|----------------|--------------|--------------|---------|--------------|
| 1980-81 | 1-0 | 1-0 | | 2-0 | 1995-96 | 1-0 | 1-0 | | 2-0 |
| 1981-82 | 0-1 | 1-0 | | 1-1 | 1996-97 | 1-0 | 1-0 | | 2-0 |
| 1982-83 | 1-0 | 1-0 | | 2-0 | 1997-98 | 0-1 | 1-0 | | 1-1 |
| 1983-84 | 1-0 | 1-0 | | 2-0 | 1998-99 | 0-0 | 0-0 | | 0-0 |
| 1984-85 | 1-0 | 0-1 | | 1-1 | 1999-00 | 0-1 | 1-0 | | 1-1 |
| 1985-85 | 1-0 | 0-1 | | 1-1 | 2000-01 | 0-1 | 0-1 | | 0-2 |
| 1986-87 | 0-1 | 1-0 | | 1-1 | 2001-02 | 0-1 | 1-0 | | 1-1 |
| 1987-88 | 1-0 | 0-1 | | 1-1 | 2002-03 | 0-1 | 0-1 | | 0-2 |
| 1988-89 | 1-0 | 0-1 | | 1-1 | 2003-04 | 1-0 | 0-1 | | 1-1 |
| 1989-90 | 1-0 | 0-1 | | 1-1 | 2004-05 | 0-1 | 0-1 | | 0-2 |
| 1990-91 | 0-1 | 0-1 | | 0-2 | 2005-06 | 0-1 | 0-1 | | 0-2 |
| 1991-92 | 1-0 | 1-0 | | 2-0 | 2006-07 | 1-0 | 0-1 | | 1-1 |
| 1992-93 | 0-1 | 1-0 | | 1-1 | 2007-08 | 1-0 | 1-0 | | 2-0 |
| 1993-94 | 1-0 | 0-1 | | 1-1 | 2008-09 | 0-1 | 0-1 | | 0-2 |
| 1994-95 | 0-1 | 1-0 | | 1-1 | Totals: | 15-13 | 14-14 | | 29-27 |

WIZARDS VS. DALLAS SERIES FACTS

Wizards largest margin of victory: 21 (116-95, 11/6/80)
Wizards high point total: 124 (12/8/94, OT)
Wizards low point total: 72 (12/2/03)
Mavericks largest margin of victory: 34 (127-93, 2/25/89)
Mavericks high point total: 137 (1/18/05)
Mavericks low point total: 84 (2x, last 1/21/08)

| | | | |
|----------------------------|----------------------|-------------------|----------------|
| | at WASHINGTON | at DALLAS | OVERALL |
| Wizards last won: | 1/21/08 (102-84) | 11/26/07 (110-98) | 1/21/08 |
| Mavericks last won: | 12/21/08 (97-86) | 3/7/09 (119-103) | 3/7/09 |
| Wizards streak: | Lost one | Lost one | Lost two |


WIZARDS CAREER THROUGH 2008-2009 VS. DALLAS

| PLAYER | G | GS | MIN | FIELD GOALS | | | 3-POINT FG | | | FREE THROWS | | | REBOUNDS | | | | AST | PF | DQ | STL | TO | BLK | PTS | AVG | HI |
|------------|----|----|------|-------------|-----|-------|------------|-----|------|-------------|-----|------|----------|-----|-----|----|-----|----|----|-----|----|-----|------|-----|----|
| | | | | FG | FGA | PCT | FG | FGA | PCT | FT | FTA | PCT | OFF | DEF | TOT | | | | | | | | | | |
| Arenas | 13 | 13 | 492 | 104 | 240 | .433 | 24 | 79 | .304 | 53 | 66 | .803 | 15 | 49 | 64 | 78 | 54 | 2 | 22 | 43 | 3 | 285 | 21.9 | 43 | |
| Blatche | 5 | 1 | 82 | 10 | 23 | .435 | 1 | 2 | .500 | 4 | 8 | .500 | 4 | 11 | 15 | 5 | 14 | 0 | 4 | 5 | 5 | 25 | 5.0 | 12 | |
| Butler | 15 | 15 | 571 | 98 | 215 | .456 | 17 | 30 | .567 | 42 | 49 | .857 | 35 | 76 | 111 | 41 | 47 | 1 | 23 | 37 | 3 | 255 | 17.0 | 35 | |
| Crittenton | 5 | 0 | 68 | 11 | 21 | .524 | 1 | 2 | .500 | 7 | 12 | .583 | 2 | 11 | 13 | 6 | 3 | 0 | 2 | 4 | 0 | 30 | 6.0 | 10 | |
| Foye | 7 | 4 | 197 | 26 | 76 | .342 | 8 | 18 | .444 | 10 | 12 | .833 | 4 | 17 | 21 | 20 | 10 | 0 | 6 | 13 | 1 | 70 | 10.0 | 18 | |
| Haywood | 13 | 9 | 262 | 32 | 59 | .542 | 0 | 0 | --- | 19 | 38 | .500 | 36 | 40 | 76 | 5 | 27 | 0 | 8 | 8 | 17 | 83 | 6.4 | 20 | |
| James | 18 | 9 | 461 | 70 | 172 | .407 | 20 | 54 | .370 | 38 | 46 | .826 | 8 | 33 | 41 | 55 | 36 | 0 | 13 | 25 | 0 | 198 | 11.0 | 25 | |
| Jamison | 30 | 28 | 1110 | 229 | 519 | .441 | 23 | 75 | .307 | 125 | 165 | .758 | 102 | 167 | 269 | 52 | 77 | 0 | 22 | 58 | 10 | 606 | 20.2 | 33 | |
| McGee | 2 | 0 | 22 | 3 | 3 | 1.000 | 0 | 0 | --- | 2 | 4 | .500 | 1 | 2 | 3 | 0 | 1 | 0 | 1 | 3 | 0 | 8 | 4.0 | 6 | |
| McGuire | 2 | 1 | 56 | 3 | 9 | .333 | 0 | 0 | --- | 5 | 6 | .833 | 5 | 6 | 11 | 4 | 2 | 0 | 4 | 1 | 0 | 11 | 5.5 | 7 | |
| Miller | 25 | 21 | 807 | 129 | 287 | .449 | 41 | 105 | .390 | 61 | 77 | .792 | 21 | 97 | 118 | 78 | 52 | 0 | 17 | 44 | 8 | 360 | 14.4 | 32 | |
| Oberto | 14 | 6 | 235 | 33 | 45 | .733 | 0 | 0 | --- | 7 | 8 | .875 | 27 | 28 | 55 | 8 | 32 | 1 | 7 | 12 | 4 | 73 | 5.2 | 14 | |
| Stevenson | 20 | 15 | 506 | 77 | 180 | .428 | 9 | 26 | .346 | 26 | 39 | .667 | 13 | 43 | 56 | 30 | 34 | 0 | 9 | 34 | 8 | 189 | 9.5 | 29 | |
| Young | 4 | 0 | 57 | 9 | 25 | .360 | 2 | 5 | .400 | 5 | 7 | .714 | 1 | 7 | 8 | 1 | 2 | 0 | 2 | 3 | 1 | 25 | 6.3 | 9 | |





DENVER NUGGETS



Owner.....E. Stanley Kroenke
 Vice President of Basketball OperationsMark Warkentien
 Vice President of Player PersonnelRex Chapman
 Head Coach.....George Karl
 Assistant Coaches.....Adrian Dantley, Tim Grgurich, John Welch
 Assistant Coach/Player Development.....Jamahl Mosley
 Assistant Coach/Advance Scout.....Chad Iske
 Player Development Coach.....Stacey Augmon
 Player Development Coach.....Larry Mangino
 Head Athletic Trainer/Traveling Secretary.....Jim Gillen
 Assistant Coach/Strength and Conditioning.....Steve Hess
 Media Relations Assistant.....Tim Gelt
 Media Relations Assistant/Website CoordinatorDan Tolzman
 Home Court.....Pepsi Center (19,155)
 Radio.....KCKK (AM 1510); Jerry Schemmel, Jason Kosmicki
 TV.....Altitude Sports & Entertainment; Chris Marlowe, Scott Hastings

2009-10 vs. WIZARDS: Feb. 19 at Washington, Mar. 16 at Denver

2008-09 FINISH: 54-28 (.659) First in Northwest Division

PLAYOFF RESULTS: Defeated New Orleans 4-1, Defeated Dallas 4-1, Lost to LA Lakers 4-2

2008-09 SEASON SERIES WASHINGTON (0-2) VS. DENVER

| PLAYER | G-GS | MIN | FG-FGA | PCT | 3FG-FGA | PCT | FT-FTA | PCT | OFF | DEF | TOT | AST | PF-DQ | STL | TO | BLK | PTS | AVG | HI |
|------------------|------|-----|--------|------|---------|------|--------|-------|-----|-----|-----|-----|-------|-----|----|-----|-----|-------|-----|
| Jamison | 2-2 | 63 | 20-35 | .571 | 3-7 | .429 | 10-13 | .769 | 4 | 11 | 15 | 6 | 7-0 | 1 | 6 | 1 | 53 | 26.5 | 27 |
| Young | 2-0 | 59 | 14-29 | .483 | 5-9 | .556 | 7-9 | .778 | 1 | 4 | 5 | 2 | 4-0 | 2 | 4 | 0 | 40 | 20.0 | 20 |
| McGee | 2-0 | 44 | 8-15 | .533 | 0-0 | --- | 10-15 | .667 | 7 | 8 | 15 | 3 | 5-0 | 1 | 4 | 0 | 26 | 13.0 | 13 |
| Blatche | 1-1 | 24 | 4-8 | .500 | 0-0 | --- | 2-4 | .500 | 1 | 2 | 2 | 6-1 | 2 | 4 | 2 | 2 | 10 | 10.0 | 10 |
| James (TOT) | 2-2 | 59 | 7-17 | .412 | 2-4 | .500 | 2-2 | 1.000 | 1 | 7 | 8 | 13 | 3-0 | 1 | 2 | 0 | 18 | 9.0 | 10 |
| James (WAS) | 2-2 | 59 | 7-17 | .412 | 2-4 | .500 | 2-2 | 1.000 | 1 | 7 | 8 | 13 | 3-0 | 1 | 2 | 0 | 18 | 9.0 | 10 |
| Pecherov | 2-0 | 38 | 4-14 | .286 | 2-7 | .286 | 8-8 | 1.000 | 6 | 3 | 9 | 1 | 4-0 | 4 | 3 | 0 | 18 | 9.0 | 10 |
| McGuire | 2-2 | 75 | 7-14 | .500 | 0-0 | --- | 3-3 | 1.000 | 2 | 11 | 13 | 7 | 4-0 | 2 | 4 | 1 | 17 | 8.5 | 9 |
| Songaila | 2-2 | 47 | 3-11 | .273 | 0-0 | --- | 3-3 | 1.000 | 3 | 6 | 9 | 1 | 7-0 | 1 | 4 | 3 | 9 | 4.5 | 5 |
| Crittenton (TOT) | 3-1 | 56 | 5-16 | .313 | 0-1 | .000 | 3-5 | .600 | 5 | 2 | 7 | 10 | 4-0 | 2 | 4 | 0 | 13 | 4.3 | 10 |
| Crittenton (WAS) | 2-1 | 55 | 5-15 | .333 | 0-0 | --- | 3-5 | .600 | 5 | 2 | 7 | 10 | 4-0 | 2 | 4 | 0 | 13 | 6.5 | 10 |
| Dixon | 1-0 | 16 | 0-5 | .000 | 0-1 | .000 | 4-4 | 1.000 | 0 | 1 | 1 | 3 | 1-0 | 0 | 1 | 0 | 4 | 4.0 | 4 |
| WIZARDS | 2 | 480 | 72-163 | .442 | 12-28 | .429 | 52-66 | .788 | 30 | 54 | 84 | 48 | 45-1 | 16 | 36 | 7 | 208 | 104.0 | 105 |
| NUGGETS | 2 | 480 | 93-170 | .547 | 11-30 | .367 | 43-55 | .782 | 25 | 57 | 82 | 59 | 43-0 | 23 | 29 | 17 | 240 | 120.0 | 124 |

2008-09 SEASON SERIES NUGGETS VS. WIZARDS

| PLAYER | G-GS | MIN | FG-FGA | PCT | 3FG-FGA | PCT | FT-FTA | PCT | OFF | DEF | TOT | AST | PF-DQ | STL | TO | BLK | PTS | AVG | HI |
|---------------|------|-----|--------|------|---------|------|--------|-------|-----|-----|-----|-----|-------|-----|----|-----|-----|-------|-----|
| Smith | 2-1 | 59 | 19-28 | .679 | 5-11 | .455 | 7-9 | .778 | 1 | 4 | 5 | 7 | 2-0 | 3 | 7 | 1 | 50 | 25.0 | 40 |
| Anthony | 2-2 | 58 | 16-33 | .485 | 1-4 | .250 | 10-12 | .833 | 3 | 8 | 11 | 10 | 3-0 | 6 | 6 | 0 | 43 | 21.5 | 23 |
| Andersen | 2-0 | 45 | 10-14 | .714 | 0-0 | --- | 11-12 | .917 | 7 | 8 | 15 | 2 | 7-0 | 2 | 1 | 11 | 31 | 15.5 | 18 |
| Billups (TOT) | 3-3 | 91 | 9-24 | .375 | 6-13 | .462 | 9-9 | 1.000 | 1 | 7 | 8 | 17 | 4-0 | 2 | 6 | 0 | 33 | 11.0 | 16 |
| Billups (DEN) | 2-2 | 57 | 7-16 | .438 | 5-10 | .500 | 2-2 | 1.000 | 0 | 3 | 3 | 9 | 2-0 | 1 | 3 | 0 | 21 | 10.5 | 16 |
| Jones | 2-1 | 30 | 8-10 | .800 | 0-0 | --- | 3-4 | .750 | 2 | 4 | 6 | 3 | 3-0 | 1 | 1 | 0 | 19 | 9.5 | 18 |
| Hilario | 2-2 | 54 | 5-11 | .455 | 0-0 | --- | 7-7 | 1.000 | 5 | 9 | 14 | 5 | 6-0 | 1 | 1 | 4 | 17 | 8.5 | 11 |
| Martin | 2-2 | 47 | 8-15 | .533 | 0-1 | .000 | 1-5 | .200 | 3 | 10 | 13 | 1 | 3-0 | 0 | 1 | 1 | 17 | 8.5 | 11 |
| Kleiza | 2-0 | 36 | 7-18 | .389 | 0-3 | .000 | 1-1 | 1.000 | 1 | 5 | 6 | 3 | 6-0 | 0 | 1 | 0 | 15 | 7.5 | 13 |
| Balkman | 2-0 | 29 | 4-7 | .571 | 0-0 | --- | 1-2 | .500 | 3 | 3 | 6 | 0 | 3-0 | 5 | 4 | 0 | 9 | 4.5 | 9 |
| Carter | 2-0 | 44 | 4-8 | .500 | 0-0 | --- | 0-0 | --- | 0 | 1 | 1 | 17 | 4-0 | 3 | 4 | 0 | 8 | 4.0 | 6 |
| Weems | 1-0 | 8 | 2-3 | .667 | 0-0 | --- | 0-0 | --- | 0 | 1 | 1 | 1 | 1-0 | 0 | 0 | 0 | 4 | 4.0 | 4 |
| Petro (TOT) | 2-0 | 11 | 3-6 | .500 | 0-0 | --- | 0-1 | .000 | 0 | 1 | 1 | 1 | 3-0 | 1 | 0 | 0 | 6 | 3.0 | 4 |
| Petro (DEN) | 2-0 | 11 | 3-6 | .500 | 0-0 | --- | 0-1 | .000 | 0 | 1 | 1 | 1 | 3-0 | 1 | 0 | 0 | 6 | 3.0 | 4 |
| Hart (TOT) | 1-0 | 2 | 0-1 | .000 | 0-1 | .000 | 0-0 | --- | 0 | 0 | 0 | 0 | 0-0 | 0 | 0 | 0 | 0 | 0.0 | 0 |
| Hart (DEN) | 1-0 | 2 | 0-1 | .000 | 0-1 | .000 | 0-0 | --- | 0 | 0 | 0 | 0 | 0-0 | 0 | 0 | 0 | 0 | 0.0 | 0 |
| NUGGETS | 2 | 480 | 93-170 | .547 | 11-30 | .367 | 43-55 | .782 | 25 | 57 | 82 | 59 | 43-0 | 23 | 29 | 17 | 240 | 120.0 | 124 |
| WIZARDS | 2 | 480 | 72-163 | .442 | 12-28 | .429 | 52-66 | .788 | 30 | 54 | 84 | 48 | 45-1 | 16 | 36 | 7 | 208 | 104.0 | 105 |



OWNERSHIP / WASHINGTON SPORTS
 BASKETBALL OPERATIONS
 PLAYERS
 08/09 SEASON IN REVIEW
 FRANCHISE RECORDS
 FRANCHISE HISTORY
 NBA
 MEDIA INFORMATION

DENVER NUGGETS

PEPSI CENTER, 1000 CHOPPER PLACE, DENVER, CO 80204
PHONE: 303-405-1100 • WWW.NUGGETS.COM

YEAR-BY-YEAR RECORD

| Season | Home | Road | Neutral | Total | Season | Home | Road | Neutral | Total |
|---------|------|------|---------|-------|----------------|--------------|--------------|---------|--------------|
| 1976-77 | 2-0 | 0-2 | | 2-2 | 1993-94 | 1-0 | 0-1 | | 1-1 |
| 1977-78 | 0-2 | 1-1 | | 1-3 | 1994-95 | 0-1 | 0-1 | | 0-2 |
| 1978-79 | 2-0 | 1-1 | | 3-1 | 1995-96 | 1-0 | 0-1 | | 1-1 |
| 1979-80 | 0-1 | 1-0 | | 1-1 | 1996-97 | 1-0 | 0-1 | | 1-1 |
| 1980-81 | 1-0 | 1-0 | | 2-0 | 1997-98 | 0-1 | 1-0 | | 1-1 |
| 1981-82 | 0-1 | 0-1 | | 0-2 | 1998-99 | 0-0 | 1-0 | | 1-0 |
| 1982-83 | 1-0 | 0-1 | | 1-1 | 1999-00 | 0-1 | 1-0 | | 0-0 |
| 1983-84 | 1-0 | 1-0 | | 2-0 | 2000-01 | 0-1 | 1-0 | | 1-1 |
| 1984-85 | 0-1 | 0-1 | | 0-2 | 2001-02 | 1-0 | 1-0 | | 2-0 |
| 1985-86 | 0-1 | 0-1 | | 0-2 | 2002-03 | 1-0 | 0-1 | | 1-1 |
| 1986-87 | 0-1 | 1-0 | | 1-1 | 2003-04 | 0-1 | 0-1 | | 0-2 |
| 1987-88 | 0-1 | 0-1 | | 0-2 | 2004-05 | 0-1 | 0-1 | | 0-2 |
| 1988-89 | 1-0 | 0-1 | | 1-1 | 2005-06 | 0-1 | 1-0 | | 1-1 |
| 1989-90 | 1-0 | 0-1 | | 1-1 | 2006-07 | 1-0 | 0-1 | | 1-1 |
| 1990-91 | 1-0 | 0-1 | | 1-1 | 2007-08 | 0-1 | 0-1 | | 0-2 |
| 1991-92 | 0-1 | 1-0 | | 1-1 | 2008-09 | 0-1 | 0-1 | | 0-2 |
| 1992-93 | 0-1 | 0-1 | | 0-2 | Totals: | 16-19 | 13-23 | | 29-42 |

WIZARDS VS. DENVER SERIES FACTS

| | |
|---|----------------------|
| Wizards largest margin of victory: | 32 (107-75, 3/20/02) |
| Wizards high point total: | 161 (12/29/90) |
| Wizards low point total: | 72 (3/30/03) |
| Nuggets largest margin of victory: | 33 (132-99, 3/20/94) |
| Nuggets high point total: | 133 (12/29/90) |
| Nuggets low point total: | 74 (1/20/03) |

| | at WASHINGTON | at DENVER | OVERALL |
|--------------------------|-------------------|--------------------|-----------|
| Wizards last won: | 12/13/06 (120-91) | 12/21/05 (116-110) | 12/13/06 |
| Nuggets last won: | 2/6/08 (124-103) | 3/20/09 (116-105) | 3/20/09 |
| Wizards streak: | Lost two | Lost three | Lost five |

WIZARDS CAREER THROUGH 2008-2009 VS. DENVER

| PLAYER | G | GS | MIN | FIELD GOALS | | | 3-POINT FG | | | FREE THROWS | | | REBOUNDS | | | AST | PF | DQ | STL | TO | BLK | PTS | AVG | HI |
|------------|----|----|------|-------------|-----|------|------------|-----|------|-------------|-----|-------|----------|-----|-----|-----|----|----|-----|----|-----|-----|------|----|
| | | | | FG | FGA | PCT | FG | FGA | PCT | FT | FTA | PCT | OFF | DEF | TOT | | | | | | | | | |
| Arenas | 16 | 15 | 602 | 114 | 269 | .424 | 35 | 101 | .347 | 99 | 126 | .786 | 14 | 49 | 63 | 92 | 55 | 0 | 43 | 67 | 3 | 362 | 22.6 | 36 |
| Blatche | 5 | 2 | 88 | 17 | 30 | .567 | 0 | 0 | --- | 3 | 6 | .500 | 13 | 10 | 23 | 3 | 13 | 1 | 5 | 12 | 7 | 37 | 7.4 | 14 |
| Butler | 13 | 11 | 434 | 76 | 169 | .450 | 5 | 28 | .179 | 50 | 57 | .877 | 15 | 55 | 70 | 33 | 39 | 1 | 20 | 24 | 3 | 207 | 15.9 | 26 |
| Crittendon | 8 | 1 | 109 | 18 | 39 | .462 | 1 | 4 | .250 | 13 | 18 | .722 | 11 | 5 | 16 | 15 | 4 | 0 | 4 | 6 | 0 | 50 | 6.3 | 14 |
| Foye | 7 | 4 | 212 | 40 | 87 | .460 | 8 | 24 | .333 | 14 | 14 | 1.000 | 4 | 28 | 32 | 31 | 22 | 1 | 4 | 22 | 3 | 102 | 14.6 | 26 |
| Haywood | 12 | 11 | 289 | 29 | 56 | .518 | 0 | 0 | --- | 27 | 47 | .574 | 26 | 32 | 58 | 9 | 37 | 1 | 6 | 20 | 20 | 85 | 7.1 | 14 |
| James | 17 | 8 | 437 | 78 | 174 | .448 | 21 | 52 | .404 | 18 | 24 | .750 | 11 | 37 | 48 | 62 | 40 | 1 | 12 | 27 | 2 | 195 | 11.5 | 26 |
| Jamison | 30 | 27 | 1065 | 227 | 481 | .472 | 20 | 60 | .333 | 129 | 170 | .759 | 66 | 152 | 218 | 54 | 76 | 0 | 31 | 65 | 22 | 603 | 20.1 | 41 |
| McGee | 2 | 0 | 44 | 8 | 15 | .533 | 0 | 0 | --- | 10 | 15 | .667 | 7 | 8 | 15 | 3 | 5 | 0 | 1 | 4 | 0 | 26 | 13.0 | 13 |
| McGuire | 4 | 2 | 97 | 10 | 19 | .526 | 0 | 0 | --- | 3 | 3 | 1.000 | 3 | 14 | 17 | 10 | 7 | 0 | 3 | 6 | 1 | 23 | 5.8 | 9 |
| Miller | 23 | 17 | 744 | 113 | 273 | .414 | 39 | 119 | .328 | 39 | 48 | .813 | 12 | 96 | 108 | 80 | 63 | 2 | 14 | 42 | 4 | 304 | 13.2 | 41 |
| Oberto | 13 | 2 | 183 | 30 | 43 | .698 | 0 | 0 | --- | 2 | 5 | .400 | 21 | 26 | 47 | 18 | 33 | 1 | 5 | 6 | 8 | 62 | 4.8 | 21 |
| Stevenson | 20 | 9 | 391 | 63 | 146 | .432 | 5 | 18 | .278 | 20 | 32 | .625 | 15 | 25 | 40 | 38 | 34 | 0 | 7 | 27 | 8 | 151 | 7.6 | 19 |
| Young | 4 | 0 | 103 | 22 | 47 | .468 | 6 | 13 | .462 | 14 | 17 | .824 | 2 | 6 | 8 | 5 | 7 | 0 | 3 | 8 | 0 | 64 | 16.0 | 20 |





DETROIT PISTONS



Managing Partner..... Karen Davidson
President, Palace Sports & Entertainment..... Tom Wilson
President, Basketball Operations..... Joe Dumars
Vice President, Basketball Operations..... Scott Perry
Head Coach..... John Kuester

Assistant Coaches..... Brian Hill, Darrell Walker, Pat Sullivan
Assistant Coach/Advance Scout..... Bill Pope

Athletic Trainer..... Mike Abdenour
Strength and Conditioning Coach..... Arnie Kander
Vice President, Public Relations..... Matt Dobek
Director, Media Relations..... Kevin Grigg
Assistant Director, Media Relations..... Cletus Lewis, Jr.
Media Relations Assistant..... Michelle Fikany
Home Court..... The Palace of Auburn Hills (22,076)
Radio..... WXYT (97.1 FM The Ticket); George Blaha, Mark Champion, Rick Mahorn
TV..... FS Detroit; George Blaha, Greg Kelsner

2009-10 vs. WIZARDS: Nov. 14 at Washington, Dec. 6 at Detroit, Jan. 12 at Washington, Mar. 12 at Detroit

2008-09 FINISH: 39-43 (.476) Third in Central Division

PLAYOFF RESULTS: Lost to Cleveland 4-0

2008-09 SEASON SERIES WASHINGTON (1-3) VS. DETROIT

| PLAYER | G-GS | MIN | FG-FGA | PCT | 3FG-FGA | PCT | FT-FTA | PCT | OFF | DEF | TOT | AST | PF-DO | STL | TO | BLK | PTS | AVG | HI |
|------------------|------|-----|---------|------|---------|------|--------|-------|-----|-----|-----|-----|-------|-----|----|-----|-----|------|-----|
| Butler | 4-4 | 153 | 23-50 | .460 | 3-11 | .273 | 21-23 | .913 | 3 | 23 | 26 | 18 | 12-0 | 6 | 14 | 0 | 70 | 17.5 | 33 |
| Jamison | 4-4 | 165 | 26-61 | .426 | 5-14 | .357 | 12-16 | .750 | 6 | 29 | 35 | 6 | 10-0 | 5 | 3 | 1 | 69 | 17.3 | 24 |
| James (TOT) | 1-1 | 33 | 7-15 | .467 | 2-4 | .500 | 0-0 | --- | 0 | 3 | 3 | 2 | 2-0 | 2 | 1 | 0 | 16 | 16.0 | 16 |
| James (WAS) | 1-1 | 33 | 7-15 | .467 | 2-4 | .500 | 0-0 | --- | 0 | 3 | 3 | 2 | 2-0 | 2 | 1 | 0 | 16 | 16.0 | 16 |
| Arenas | 1-1 | 29 | 3-12 | .250 | 2-5 | .400 | 7-8 | .875 | 1 | 2 | 3 | 10 | 2-0 | 0 | 1 | 0 | 15 | 15.0 | 15 |
| Young | 4-0 | 85 | 14-32 | .438 | 0-5 | .000 | 19-19 | 1.000 | 1 | 5 | 6 | 8 | 10-0 | 4 | 1 | 1 | 47 | 11.8 | 23 |
| Dixon | 3-0 | 53 | 11-17 | .647 | 3-6 | .500 | 8-10 | .800 | 2 | 5 | 7 | 10 | 7-0 | 2 | 2 | 1 | 33 | 11.0 | 16 |
| Blatche | 4-2 | 91 | 15-33 | .455 | 0-0 | --- | 9-10 | .900 | 10 | 11 | 21 | 5 | 7-0 | 1 | 4 | 2 | 39 | 9.8 | 15 |
| Songaila | 3-0 | 73 | 14-27 | .519 | 0-0 | --- | 1-2 | .500 | 3 | 6 | 9 | 5 | 7-0 | 1 | 0 | 0 | 29 | 9.7 | 15 |
| Stevenson | 3-0 | 90 | 8-25 | .320 | 2-8 | .250 | 2-8 | .250 | 1 | 7 | 8 | 1 | 5-0 | 1 | 1 | 0 | 20 | 6.7 | 9 |
| Daniels | 2-1 | 44 | 4-7 | .571 | 0-0 | --- | 4-5 | .800 | 0 | 1 | 1 | 7 | 4-0 | 0 | 1 | 0 | 12 | 6.0 | 7 |
| Thomas | 1-1 | 18 | 2-5 | .400 | 0-0 | --- | 1-2 | .500 | 1 | 1 | 2 | 0 | 2-0 | 0 | 1 | 1 | 5 | 5.0 | 5 |
| McGuire | 4-1 | 76 | 7-15 | .467 | 0-0 | --- | 3-3 | 1.000 | 6 | 9 | 15 | 3 | 5-0 | 4 | 3 | 4 | 17 | 4.3 | 9 |
| Crittendon (TOT) | 1-0 | 19 | 2-7 | .286 | 0-0 | --- | 0-0 | --- | 1 | 4 | 5 | 7 | 1-0 | 2 | 2 | 1 | 4 | 4.0 | 4 |
| Crittendon (WAS) | 1-0 | 19 | 2-7 | .286 | 0-0 | --- | 0-0 | --- | 1 | 4 | 5 | 7 | 1-0 | 2 | 2 | 1 | 4 | 4.0 | 4 |
| McGee | 3-1 | 25 | 3-5 | .600 | 0-0 | --- | 2-3 | .667 | 1 | 0 | 1 | 0 | 3-0 | 1 | 3 | 1 | 8 | 2.7 | 8 |
| Brown | 1-1 | 6 | 1-2 | .500 | 0-0 | --- | 0-0 | --- | 0 | 2 | 2 | 1 | 0-0 | 0 | 1 | 0 | 2 | 2.0 | 2 |
| WIZARDS | 4 | 960 | 140-313 | .447 | 17-54 | .315 | 89-109 | .817 | 36 | 108 | 144 | 83 | 77-0 | 29 | 40 | 12 | 386 | 96.5 | 109 |
| PISTONS | 4 | 960 | 151-303 | .498 | 26-56 | .464 | 69-86 | .802 | 40 | 128 | 168 | 93 | 85-0 | 20 | 59 | 24 | 397 | 99.3 | 117 |

2008-09 SEASON SERIES PISTONS VS. WIZARDS

| PLAYER | G-GS | MIN | FG-FGA | PCT | 3FG-FGA | PCT | FT-FTA | PCT | OFF | DEF | TOT | AST | PF-DO | STL | TO | BLK | PTS | AVG | HI |
|---------------|------|-----|---------|------|---------|------|--------|-------|-----|-----|-----|-----|-------|-----|----|-----|-----|------|-----|
| Hamilton | 4-4 | 147 | 35-80 | .438 | 9-19 | .474 | 17-20 | .850 | 2 | 14 | 16 | 10 | 11-0 | 1 | 7 | 1 | 96 | 24.0 | 31 |
| Iverson (TOT) | 2-2 | 80 | 16-29 | .552 | 1-3 | .333 | 8-10 | .800 | 1 | 9 | 10 | 7 | 4-0 | 1 | 5 | 0 | 41 | 20.5 | 28 |
| Iverson (DET) | 2-2 | 80 | 16-29 | .552 | 1-3 | .333 | 8-10 | .800 | 1 | 9 | 10 | 7 | 4-0 | 1 | 5 | 0 | 41 | 20.5 | 28 |
| Stuckey | 4-3 | 123 | 19-37 | .514 | 1-2 | .500 | 13-16 | .813 | 3 | 7 | 10 | 30 | 15-0 | 0 | 9 | 0 | 52 | 13.0 | 18 |
| Wallace | 3-3 | 92 | 16-28 | .571 | 5-11 | .455 | 1-2 | .500 | 1 | 21 | 22 | 7 | 7-0 | 3 | 6 | 9 | 38 | 12.7 | 19 |
| Billups | 1-1 | 35 | 2-8 | .250 | 1-3 | .333 | 7-7 | 1.000 | 1 | 4 | 5 | 8 | 2-0 | 1 | 3 | 0 | 12 | 12.0 | 12 |
| Prince | 4-4 | 152 | 20-39 | .513 | 3-5 | .600 | 5-7 | .714 | 6 | 20 | 26 | 8 | 2-0 | 3 | 9 | 4 | 48 | 12.0 | 19 |
| Herrmann | 3-0 | 50 | 9-17 | .529 | 6-9 | .667 | 1-1 | 1.000 | 4 | 9 | 13 | 5 | 4-0 | 2 | 0 | 1 | 25 | 8.3 | 16 |
| McDyess (TOT) | 4-1 | 112 | 14-27 | .519 | 0-0 | --- | 5-6 | .833 | 7 | 22 | 29 | 6 | 9-0 | 4 | 3 | 5 | 33 | 8.3 | 10 |
| McDyess (DET) | 4-1 | 112 | 14-27 | .519 | 0-0 | --- | 5-6 | .833 | 7 | 22 | 29 | 6 | 9-0 | 4 | 3 | 5 | 33 | 8.3 | 10 |
| Maxiell | 3-0 | 55 | 9-15 | .600 | 0-1 | .000 | 5-7 | .714 | 11 | 9 | 20 | 2 | 7-0 | 1 | 2 | 3 | 23 | 7.7 | 11 |
| Bynum | 2-0 | 22 | 4-8 | .500 | 0-0 | --- | 4-6 | .667 | 0 | 1 | 1 | 4 | 1-0 | 1 | 6 | 0 | 12 | 6.0 | 9 |
| Brown | 2-1 | 33 | 4-5 | .800 | 0-0 | --- | 0-0 | --- | 3 | 9 | 12 | 1 | 6-0 | 1 | 4 | 1 | 8 | 4.0 | 8 |
| Afflalo | 4-0 | 40 | 2-8 | .250 | 0-3 | .000 | 3-4 | .750 | 0 | 2 | 2 | 2 | 9-0 | 1 | 0 | 0 | 7 | 1.8 | 3 |
| Johnson | 2-1 | 18 | 1-2 | .500 | 0-0 | --- | 0-0 | --- | 1 | 1 | 2 | 3 | 8-0 | 1 | 2 | 0 | 2 | 1.0 | 2 |
| PISTONS | 4 | 960 | 151-303 | .498 | 26-56 | .464 | 69-86 | .802 | 40 | 128 | 168 | 93 | 85-0 | 20 | 59 | 24 | 397 | 99.3 | 117 |
| WIZARDS | 4 | 960 | 140-313 | .447 | 17-54 | .315 | 89-109 | .817 | 36 | 108 | 144 | 83 | 77-0 | 29 | 40 | 12 | 386 | 96.5 | 109 |



DETROIT PISTONS

5 CHAMPIONSHIP DR., AUBURN HILLS, MI 48326
PHONE: 248-377-0100 • WWW.PISTONS.COM

YEAR-BY-YEAR RECORD

| Season | Home | Road | Neutral | Total | Season | Home | Road | Neutral | Total |
|---------|------|------|---------|-------|----------------|--------------|--------------|---------|----------------|
| 1961-62 | 1-1 | 0-2 | 2-4 | 3-7 | 1986-87 | 2-1 | 1-2 | | 3-3 |
| 1962-63 | 1-2 | 0-3 | 2-2 | 3-7 | 1987-88 | 2-1 | 0-2 | | 2-3 |
| 1963-64 | 3-1 | 3-0 | 1-2 | 7-3 | 1988-89 | 0-2 | 0-3 | | 0-5 |
| 1964-65 | 4-1 | 2-2 | 0-1 | 6-4 | 1989-90 | 0-2 | 0-2 | | 0-4 |
| 1965-66 | 3-1 | 1-3 | 1-1 | 5-5 | 1990-91 | 1-1 | 0-2 | | 1-3 |
| 1966-67 | 0-2 | 2-2 | 0-3 | 2-7 | 1991-92 | 1-1 | 0-2 | | 1-3 |
| 1967-68 | 3-1 | 1-2 | 0-1 | 4-4 | 1992-93 | 0-2 | 0-2 | | 0-4 |
| 1968-69 | 4-0 | 3-0 | | 7-0 | 1993-94 | 1-1 | 1-1 | | 2-2 |
| 1969-70 | 2-1 | 1-1 | 2-0 | 5-2 | 1994-95 | 1-1 | 0-2 | | 1-3 |
| 1970-71 | 1-1 | 1-2 | | 2-3 | 1995-96 | 1-0 | 1-1 | | 2-1 |
| 1971-72 | 2-0 | 0-2 | 1-0 | 3-2 | 1996-97 | 0-2 | 0-2 | | 0-4 |
| 1972-73 | 1-1 | 1-1 | | 2-2 | 1997-98 | 1-1 | 1-1 | | 2-2 |
| 1973-74 | 2-0 | 0-2 | | 2-2 | 1998-99 | 1-0 | 0-2 | | 1-2 |
| 1974-75 | 2-0 | 1-1 | | 3-1 | 1999-00 | 1-1 | 1-1 | | 2-2 |
| 1975-76 | 1-1 | 1-1 | | 2-2 | 2000-01 | 2-0 | 0-1 | | 2-1 |
| 1976-77 | 2-0 | 1-1 | | 3-1 | 2001-02 | 0-2 | 0-2 | | 0-4 |
| 1977-78 | 1-1 | 1-1 | | 2-2 | 2002-03 | 0-2 | 1-1 | | 1-3 |
| 1978-79 | 2-0 | 1-1 | | 3-1 | 2003-04 | 0-1 | 0-2 | | 0-3 |
| 1979-80 | 3-0 | 1-2 | | 4-2 | 2004-05 | 0-2 | 0-2 | | 0-4 |
| 1980-81 | 3-0 | 2-1 | | 5-1 | 2005-06 | 1-0 | 2-0 | | 3-0 |
| 1981-82 | 3-0 | 1-1 | | 5-1 | 2006-07 | 1-1 | 1-1 | | 2-2 |
| 1982-83 | 1-1 | 1-2 | | 2-3 | 2008-09 | 1-1 | 0-2 | | 1-3 |
| 1983-84 | 2-1 | 1-2 | | 3-3 | Totals: | 68-43 | 37-76 | | 114-135 |
| 1985-86 | 1-2 | 1-2 | | 2-4 | | | | | |

WIZARDS VS. DETROIT SERIES FACTS


| | |
|---|-----------------------|
| Wizards largest margin of victory: | 34 (119-85, 4/3/92) |
| Wizards high point total: | 153 (2/6/70, 20T) |
| Wizards low point total: | 69 (11/29/03) |
| Pistons largest margin of victory: | 31 (137-106, 2/29/84) |
| Pistons high point total: | 148 (2/6/70, 20T) |
| Pistons low point total: | 75 (3/8/99) |

| | | | |
|--------------------------|----------------------|-------------------|----------------|
| | at WASHINGTON | at DETROIT | OVERALL |
| Wizards last won: | 12/9/08 (107-94) | 1/26/07 (99-96) | 12/9/08 |
| Pistons last won: | 3/28/09 (98-96) | 12/17/08 (88-74) | 3/28/09 |
| Wizards streak: | Lost one | Lost three | Lost two |

WIZARDS CAREER THROUGH 2008-2009 VS. DETROIT

| PLAYER | G | GS | MIN | FIELD GOALS | | | 3-POINT FG | | | FREE THROWS | | | REBOUNDS | | | AST | PF | DQ | STL | TO | BLK | PTS | AVG | HI |
|------------|----|----|-----|-------------|-----|------|------------|-----|------|-------------|-----|-------|----------|-----|-----|-----|----|----|-----|----|-----|-----|------|----|
| | | | | FG | FGA | PCT | FG | FGA | PCT | FT | FTA | PCT | OFF | DEF | TOT | | | | | | | | | |
| Arenas | 17 | 15 | 646 | 135 | 308 | .438 | 46 | 120 | .383 | 89 | 113 | .788 | 18 | 49 | 67 | 106 | 56 | 0 | 25 | 44 | 5 | 405 | 23.8 | 39 |
| Blatche | 10 | 2 | 152 | 20 | 51 | .392 | 0 | 0 | --- | 13 | 16 | .813 | 13 | 21 | 34 | 5 | 16 | 0 | 3 | 7 | 3 | 53 | 5.3 | 15 |
| Butler | 22 | 21 | 840 | 137 | 275 | .498 | 14 | 46 | .304 | 87 | 96 | .906 | 34 | 104 | 138 | 62 | 58 | 0 | 42 | 55 | 2 | 375 | 17.0 | 33 |
| Crittendon | 1 | 0 | 19 | 2 | 7 | .286 | 0 | 0 | --- | 0 | 0 | --- | 1 | 4 | 5 | 7 | 1 | 0 | 2 | 2 | 1 | 4 | 4.0 | 4 |
| Foye | 6 | 4 | 212 | 37 | 77 | .481 | 9 | 24 | .375 | 13 | 14 | .929 | 2 | 18 | 20 | 38 | 21 | 0 | 8 | 14 | 3 | 96 | 16.0 | 23 |
| Haywood | 23 | 18 | 608 | 60 | 120 | .500 | 0 | 0 | --- | 47 | 67 | .701 | 69 | 71 | 140 | 15 | 71 | 3 | 8 | 25 | 26 | 167 | 7.3 | 23 |
| James | 19 | 10 | 520 | 71 | 177 | .401 | 27 | 65 | .415 | 33 | 37 | .892 | 9 | 37 | 46 | 63 | 45 | 1 | 20 | 32 | 1 | 202 | 10.6 | 39 |
| Jamison | 25 | 23 | 918 | 165 | 401 | .411 | 30 | 98 | .306 | 83 | 105 | .790 | 43 | 126 | 169 | 37 | 61 | 1 | 31 | 33 | 7 | 443 | 17.7 | 35 |
| McGee | 3 | 1 | 25 | 3 | 5 | .600 | 0 | 0 | --- | 2 | 3 | .667 | 1 | 0 | 1 | 0 | 3 | 0 | 1 | 3 | 1 | 8 | 2.7 | 8 |
| McGuire | 7 | 1 | 90 | 7 | 18 | .389 | 0 | 0 | --- | 3 | 3 | 1.000 | 9 | 10 | 19 | 4 | 6 | 0 | 5 | 3 | 5 | 17 | 2.4 | 9 |
| Miller | 22 | 19 | 755 | 116 | 254 | .457 | 28 | 82 | .341 | 37 | 47 | .787 | 13 | 93 | 106 | 62 | 54 | 1 | 21 | 48 | 5 | 297 | 13.5 | 24 |
| Oberto | 8 | 1 | 69 | 5 | 11 | .455 | 0 | 0 | --- | 2 | 3 | .667 | 6 | 7 | 13 | 4 | 10 | 0 | 2 | 4 | 1 | 12 | 1.5 | 4 |
| Stevenson | 22 | 18 | 586 | 82 | 188 | .436 | 15 | 40 | .375 | 28 | 48 | .583 | 11 | 44 | 55 | 35 | 41 | 0 | 10 | 27 | 2 | 207 | 9.4 | 25 |
| Young | 6 | 0 | 113 | 16 | 44 | .364 | 2 | 9 | .222 | 22 | 23 | .957 | 1 | 6 | 7 | 8 | 16 | 0 | 4 | 4 | 2 | 56 | 9.3 | 23 |





GOLDEN STATE WARRIORS

Owner & Managing Member.....Christopher Cohan
Co-Owners..... Michael Marks, Jim Davidson, John Thompson, Fred Harman
President..... Robert Rowell
General Manager.....Larry Riley
Head Coach..... Don Nelson
Assistant Coaches.....Keith Smart, Stephen Silas, Russell Turner
Head Athletic Trainer..... Tom Abdenour
Executive Director, Public Relations.....Raymond Ridder
Director, Public Relations..... Dan Martinez
Assistant, Public Relations..... Benjamin Chen
Assistant, Public Relations.....Nick O'Hayre
Home Court.....ORACLE Arena (19,596)
Radio..... KNBR (680/1050 AM); Tim Roye
TV.....Comcast SportsNet Bay Area; Bob Fitzgerald, Jim Barnett

2009-10 vs. WIZARDS: Dec. 18 at Golden State, Apr. 6 at Washington

2008-09 FINISH: 29-53 (.354) Third in Pacific Division **PLAYOFF RESULTS:** Failed to Qualify

2008-09 SEASON SERIES WASHINGTON (1-1) VS. GOLDEN STATE

| PLAYER | G-GS | MIN | FG-FGA | PCT | 3FG-FGA | PCT | FT-FTA | PCT | OFF | DEF | TOT | AST | PF-DQ | STL | TO | BLK | PTS | AVG | HI |
|------------------|------|-----|--------|-------|---------|-------|--------|-------|-----|-----|-----|-----|-------|-----|----|-----|-----|-------|-----|
| Butler | 2-2 | 79 | 22-39 | .564 | 5-11 | .455 | 8-10 | .800 | 3 | 8 | 11 | 7 | 3-0 | 4 | 5 | 0 | 57 | 28.5 | 35 |
| Blatche | 2-1 | 63 | 21-37 | .568 | 1-1 | 1.000 | 4-4 | 1.000 | 10 | 11 | 21 | 7 | 6-0 | 4 | 3 | 6 | 47 | 23.5 | 25 |
| Jamison | 2-2 | 76 | 20-37 | .541 | 1-6 | .167 | 6-9 | .667 | 6 | 10 | 16 | 2 | 4-0 | 1 | 4 | 0 | 47 | 23.5 | 25 |
| Brown | 1-1 | 21 | 4-4 | 1.000 | 2-2 | 1.000 | 0-1 | .000 | 0 | 2 | 2 | 3 | 3-0 | 1 | 2 | 0 | 10 | 10.0 | 10 |
| McGee | 2-1 | 25 | 8-16 | .500 | 0-0 | --- | 1-2 | .500 | 4 | 2 | 6 | 2 | 4-0 | 1 | 1 | 1 | 17 | 8.5 | 14 |
| Young | 2-0 | 45 | 6-16 | .375 | 1-3 | .333 | 2-3 | .667 | 1 | 6 | 7 | 2 | 4-0 | 1 | 1 | 2 | 15 | 7.5 | 8 |
| James (TOT) | 2-1 | 44 | 4-14 | .286 | 3-6 | .500 | 2-2 | 1.000 | 0 | 3 | 3 | 6 | 3-0 | 0 | 3 | 0 | 13 | 6.5 | 7 |
| James (WAS) | 1-1 | 36 | 2-9 | .222 | 1-4 | .250 | 2-2 | 1.000 | 0 | 2 | 2 | 5 | 1-0 | 0 | 3 | 0 | 7 | 7.0 | 7 |
| Crittenton (TOT) | 1-0 | 15 | 2-2 | 1.000 | 0-0 | --- | 0-0 | --- | 1 | 0 | 1 | 2 | 4-0 | 0 | 1 | 0 | 4 | 4.0 | 4 |
| Crittenton (WAS) | 1-0 | 15 | 2-2 | 1.000 | 0-0 | --- | 0-0 | --- | 1 | 0 | 1 | 2 | 4-0 | 0 | 1 | 0 | 4 | 4.0 | 4 |
| Songaila | 2-0 | 29 | 4-12 | .333 | 0-0 | --- | 0-0 | --- | 1 | 4 | 5 | 4 | 2-0 | 1 | 1 | 0 | 8 | 4.0 | 6 |
| McGuire | 2-1 | 49 | 3-11 | .273 | 0-0 | --- | 1-3 | .333 | 9 | 8 | 17 | 6 | 9-1 | 5 | 2 | 2 | 7 | 3.5 | 5 |
| Dixon | 1-0 | 9 | 1-4 | .250 | 0-2 | .000 | 0-0 | --- | 0 | 0 | 0 | 0 | 0-0 | 0 | 2 | 0 | 2 | 2.0 | 2 |
| Stevenson | 1-1 | 32 | 0-7 | .000 | 0-3 | .000 | 1-2 | .500 | 1 | 2 | 3 | 7 | 0-0 | 1 | 0 | 0 | 1 | 1.0 | 1 |
| Pecherov | 1-0 | 1 | 0-1 | .000 | 0-1 | .000 | 0-0 | --- | 1 | 0 | 1 | 0 | 0-0 | 0 | 0 | 0 | 0 | 0.0 | 0 |
| WIZARDS | 2 | 480 | 93-195 | .477 | 11-33 | .333 | 25-36 | .694 | 37 | 55 | 92 | 47 | 40-1 | 19 | 27 | 11 | 222 | 111.0 | 124 |
| WARRIORS | 2 | 480 | 83-168 | .494 | 19-41 | .463 | 34-45 | .756 | 27 | 54 | 81 | 54 | 36-0 | 10 | 33 | 15 | 219 | 109.5 | 119 |

2008-09 SEASON SERIES WARRIORS VS. WIZARDS

| PLAYER | G-GS | MIN | FG-FGA | PCT | 3FG-FGA | PCT | FT-FTA | PCT | OFF | DEF | TOT | AST | PF-DQ | STL | TO | BLK | PTS | AVG | HI |
|----------------|------|-----|--------|------|---------|------|--------|-------|-----|-----|-----|-----|-------|-----|----|-----|-----|-------|-----|
| Jackson | 2-2 | 75 | 15-29 | .517 | 5-9 | .556 | 7-8 | .875 | 3 | 6 | 9 | 13 | 2-0 | 2 | 8 | 4 | 42 | 21.0 | 26 |
| Crawford (TOT) | 3-3 | 110 | 24-53 | .453 | 9-23 | .391 | 3-5 | .600 | 1 | 3 | 4 | 18 | 5-0 | 2 | 6 | 1 | 60 | 20.0 | 28 |
| Crawford (GS) | 2-2 | 77 | 16-35 | .457 | 5-14 | .357 | 0-0 | --- | 1 | 2 | 3 | 15 | 5-0 | 1 | 5 | 1 | 37 | 18.5 | 28 |
| Maggette | 2-1 | 57 | 11-23 | .478 | 1-4 | .250 | 10-11 | .909 | 3 | 3 | 6 | 7 | 7-0 | 1 | 4 | 0 | 33 | 16.5 | 17 |
| Azubuike | 2-1 | 74 | 11-19 | .579 | 4-5 | .800 | 6-8 | .750 | 2 | 6 | 8 | 1 | 5-0 | 0 | 2 | 2 | 32 | 16.0 | 17 |
| Biedrins | 2-2 | 61 | 7-12 | .583 | 0-0 | --- | 8-13 | .615 | 5 | 19 | 24 | 5 | 3-0 | 2 | 5 | 3 | 22 | 11.0 | 15 |
| Wright | 1-0 | 16 | 5-6 | .833 | 0-1 | .000 | 0-0 | --- | 1 | 4 | 5 | 0 | 0-0 | 0 | 0 | 1 | 10 | 10.0 | 10 |
| Morrow | 2-1 | 38 | 6-14 | .429 | 4-7 | .571 | 1-2 | .500 | 2 | 7 | 9 | 4 | 4-0 | 1 | 2 | 1 | 17 | 8.5 | 11 |
| Watson | 1-0 | 19 | 3-5 | .600 | 0-0 | --- | 0-0 | --- | 2 | 1 | 3 | 3 | 0-0 | 1 | 1 | 0 | 6 | 6.0 | 6 |
| Turiaf | 2-0 | 24 | 4-9 | .444 | 0-0 | --- | 1-1 | 1.000 | 3 | 2 | 5 | 3 | 5-0 | 0 | 0 | 1 | 9 | 4.5 | 7 |
| Randolph | 2-1 | 30 | 4-13 | .308 | 0-0 | --- | 0-0 | --- | 4 | 3 | 7 | 2 | 5-0 | 2 | 6 | 2 | 8 | 4.0 | 6 |
| Belinelli | 1-0 | 5 | 1-3 | .333 | 0-1 | .000 | 0-0 | --- | 0 | 1 | 1 | 0 | 0-0 | 0 | 0 | 0 | 2 | 2.0 | 2 |
| Davidson | 1-0 | 1 | 0-0 | --- | 0-0 | --- | 1-2 | .500 | 0 | 0 | 0 | 0 | 0-0 | 0 | 0 | 0 | 1 | 1.0 | 1 |
| Kurz | 1-0 | 1 | 0-0 | --- | 0-0 | --- | 0-0 | --- | 1 | 0 | 1 | 0 | 0-0 | 0 | 0 | 0 | 0 | 0.0 | 0 |
| WARRIORS | 2 | 480 | 83-168 | .494 | 19-41 | .463 | 34-45 | .756 | 27 | 54 | 81 | 54 | 36-0 | 10 | 33 | 15 | 219 | 109.5 | 119 |
| WIZARDS | 2 | 480 | 93-195 | .477 | 11-33 | .333 | 25-36 | .694 | 37 | 55 | 92 | 47 | 40-1 | 19 | 27 | 11 | 222 | 111.0 | 124 |



GOLDEN STATE WARRIORS

1011 BROADWAY, OAKLAND, CA 94607

PHONE: (510) 986-2200 • WWW.WARRIORS.COM

YEAR-BY-YEAR RECORD

| Season | Home | Road | Neutral | Total | Season | Home | Road | Neutral | Total |
|----------------|--------------|--------------|------------|--------------|---------|------|------|---------|-------|
| 1961-62 | 0-4 | 0-3 | 0-3 | 0-10 | 1985-86 | 1-0 | 0-1 | | 1-1 |
| 1962-63 | 1-3 | 2-2 | 1-1 | 4-6 | 1986-87 | 1-0 | 1-0 | | 2-0 |
| 1963-64 | 2-3 | 1-4 | | 3-7 | 1987-88 | 1-0 | 1-0 | | 2-0 |
| 1964-65 | 4-0 | 2-2 | 1-1 | 7-3 | 1988-89 | 1-0 | 0-1 | | 1-1 |
| 1965-66 | 3-1 | 0-2 | 1-3 | 4-6 | 1989-90 | 1-0 | 0-1 | | 1-1 |
| 1966-67 | 1-2 | 0-4 | 1-1 | 2-7 | 1990-91 | 1-0 | 1-0 | | 2-0 |
| 1967-68 | 1-3 | 1-2 | | 2-5 | 1991-92 | 0-1 | 0-1 | | 0-2 |
| 1968-69 | 3-0 | 0-3 | | 3-3 | 1992-93 | 1-0 | 0-1 | | 1-1 |
| 1969-70 | 3-0 | 2-1 | | 5-1 | 1993-94 | 0-1 | 0-1 | | 0-2 |
| 1970-71 | 2-1 | 0-2 | | 2-3 | 1994-95 | 0-1 | 0-1 | | 0-2 |
| 1971-72 | 1-1 | 0-3 | | 1-4 | 1995-96 | 1-0 | 0-1 | | 1-1 |
| 1972-73 | 1-0 | 1-1 | 1-0 | 3-1 | 1996-97 | 1-0 | 1-0 | | 2-0 |
| 1973-74 | 2-0 | 1-1 | | 3-1 | 1997-98 | 1-0 | 1-0 | | 2-0 |
| 1974-75 | 2-0 | 1-1 | | 3-1 | 1998-99 | 0-0 | 0-1 | | 0-1 |
| 1975-76 | 0-2 | 1-1 | | 1-3 | 1999-00 | 1-0 | 0-1 | | 1-1 |
| 1976-77 | 1-1 | 0-2 | | 1-3 | 2000-01 | 1-0 | 1-0 | | 2-0 |
| 1977-78 | 2-0 | 0-2 | | 2-2 | 2001-02 | 0-1 | 1-0 | | 1-1 |
| 1978-79 | 2-0 | 0-2 | | 2-2 | 2002-03 | 0-1 | 0-1 | | 0-2 |
| 1979-80 | 1-0 | 1-0 | | 2-0 | 2003-04 | 1-0 | 0-1 | | 1-1 |
| 1980-81 | 0-1 | 1-0 | | 1-1 | 2004-05 | 0-1 | 1-0 | | 1-1 |
| 1981-82 | 1-0 | 0-1 | | 1-1 | 2005-06 | 1-0 | 1-0 | | 2-0 |
| 1982-83 | 0-1 | 0-1 | | 0-2 | 2006-07 | 1-0 | 0-1 | | 1-1 |
| 1983-84 | 0-1 | 0-1 | | 0-2 | 2007-08 | 0-1 | 0-1 | | 0-2 |
| 1984-85 | 1-0 | 0-1 | | 1-1 | 2008-09 | 1-0 | 0-1 | | 1-1 |
| Totals: | 50-31 | 23-57 | 5-9 | 78-97 | | | | | |

WIZARDS VS. GOLDEN STATE SERIES FACTS

| | | | |
|--|------------------------|----------------------|----------------|
| Wizards largest margin of victory: | 35 (147-112, 12/27/69) | | |
| Wizards high point total: | 147 (12/27/69) | | |
| Wizards low point total: | 71 (11/22/75) | | |
| Warriors largest margin of victory: | 40 (111-71, 11/22/75) | | |
| Warriors high point total: | 146 (1/24/67) | | |
| Warriors low point total: | 79 (1/2/04) | | |
| | at WASHINGTON | at GOLDEN ST. | OVERALL |
| Wizards last won: | 11/25/08 (124-100) | 3/27/06 (116-98) | 11/25/08 |
| Warriors last won: | 11/23/07 (123-115) | 1/19/09 (119-98) | 1/19/09 |
| Wizards streak: | Won one | Lost three | Lost one |

WIZARDS CAREER THROUGH 2008-2009 VS. GOLDEN STATE

| PLAYER | FIELD GOALS | | | 3-POINT FG | | | FREE THROWS | | | REBOUNDS | | | AST | PF | DQ | STL | TO | BLK | PTS | AVG | HI | | | |
|------------|-------------|----|-----|------------|-----|------|-------------|-----|-------|----------|-----|-------|-----|-----|-----|-----|----|-----|-----|-----|----|-----|------|-----|
| | G | GS | MIN | FG | FGA | PCT | FG | FGA | PCT | FT | FTA | PCT | | | | | | | | | | OFF | DEF | TOT |
| Arenas | 8 | 8 | 308 | 63 | 136 | .467 | 20 | 56 | .357 | 72 | 88 | .818 | 4 | 32 | 36 | 55 | 28 | 0 | 21 | 38 | 3 | 218 | 27.3 | 45 |
| Blatche | 6 | 3 | 138 | 37 | 57 | .649 | 1 | 1 | 1.000 | 9 | 11 | .818 | 20 | 29 | 49 | 11 | 20 | 1 | 7 | 9 | 11 | 84 | 14.0 | 25 |
| Butler | 13 | 12 | 443 | 90 | 197 | .457 | 9 | 26 | .346 | 41 | 49 | .837 | 22 | 50 | 72 | 46 | 39 | 1 | 21 | 27 | 1 | 230 | 17.7 | 35 |
| Crittendon | 4 | 0 | 50 | 6 | 16 | .375 | 1 | 2 | .500 | 2 | 2 | 1.000 | 1 | 5 | 6 | 5 | 6 | 0 | 2 | 5 | 0 | 15 | 3.8 | 9 |
| Foye | 6 | 2 | 184 | 30 | 82 | .366 | 4 | 27 | .148 | 30 | 32 | .938 | 6 | 19 | 25 | 29 | 17 | 1 | 10 | 12 | 4 | 94 | 15.7 | 20 |
| Haywood | 12 | 10 | 240 | 33 | 59 | .559 | 0 | 0 | --- | 19 | 28 | .679 | 24 | 30 | 54 | 7 | 25 | 0 | 1 | 12 | 12 | 85 | 7.1 | 20 |
| James | 14 | 7 | 325 | 50 | 116 | .431 | 14 | 36 | .389 | 16 | 21 | .762 | 4 | 21 | 25 | 41 | 32 | 0 | 5 | 17 | 0 | 130 | 9.3 | 19 |
| Jamison | 14 | 10 | 508 | 102 | 221 | .462 | 12 | 37 | .324 | 53 | 76 | .697 | 49 | 79 | 128 | 21 | 31 | 0 | 14 | 22 | 4 | 269 | 19.2 | 31 |
| McGee | 2 | 1 | 25 | 8 | 16 | .500 | 0 | 0 | --- | 1 | 2 | .500 | 4 | 2 | 6 | 2 | 4 | 0 | 1 | 1 | 1 | 17 | 8.5 | 14 |
| McGuire | 4 | 1 | 73 | 4 | 12 | .333 | 1 | 1 | 1.000 | 1 | 3 | .333 | 11 | 12 | 23 | 7 | 13 | 1 | 6 | 2 | 3 | 10 | 2.5 | 5 |
| Miller | 21 | 16 | 657 | 105 | 210 | .500 | 44 | 93 | .473 | 52 | 67 | .776 | 14 | 105 | 119 | 80 | 53 | 0 | 22 | 39 | 11 | 306 | 14.6 | 45 |
| Oberto | 11 | 3 | 175 | 15 | 40 | .375 | 0 | 0 | --- | 8 | 12 | .667 | 24 | 25 | 49 | 18 | 25 | 0 | 7 | 16 | 5 | 38 | 3.5 | 12 |
| Stevenson | 20 | 14 | 495 | 64 | 176 | .364 | 9 | 28 | .321 | 23 | 37 | .622 | 12 | 39 | 51 | 41 | 33 | 0 | 15 | 26 | 6 | 160 | 8.0 | 18 |
| Young | 4 | 0 | 85 | 15 | 38 | .395 | 2 | 4 | .500 | 12 | 14 | .857 | 4 | 7 | 11 | 4 | 11 | 0 | 2 | 7 | 2 | 44 | 11.0 | 18 |





HOUSTON ROCKETS



- Owner.....Leslie Alexander
- Chief Executive Officer.....Tad Brown
- General Manager.....Daryl Morey
- Senior Consultant.....Carroll Dawson
- Head Coach.....Rick Adelman
- Assistant Coaches.....Elston Turner, Jack Sikma, T.R. Dunn, R.J. Adelman
- Senior VP of Basketball Operations/Athletic Trainer.....Keith Jones
- Vice President of Basketball Operations.....Sam Hinkie
- Director of Player Personnel.....Gersson Rosas
- Advance Scout.....Pat Zipfel
- Director of Player Development.....Brett Gunning
- Director of Player Programs.....Shawn Respert
- Director of Scouting.....Gerald Madkins
- Director of Global Scouting & International Affairs.....Arturas Karnisovas
- Director of Strength & Conditioning.....Darryl Eto
- Strength & Conditioning Coach.....David Macha
- Rehabilitation & Performance Coordinator.....Keith Garnett
- Equipment Manager.....Anthony Nila
- Director of Media Relations.....Nelson Luis
- Manager of Media & Player Relations.....Tracey Hughes
- Manager of Media Services.....Bob Schranz
- Home Court.....Toyota Center (18,043)
- Radio.....KILT SportsRadio (610 AM); Craig Ackerman
- Spanish Radio.....TBD; Adrian Chavarria
- TV.....FSN Houston, my20; Bill Worrell, Clyde Drexler, Matt Bullard

2009-10 vs. WIZARDS: Mar. 9 at Washington, Mar. 30 at Houston

2008-09 FINISH: 53-29 (.646) Second in Southwest Division

PLAYOFF RESULTS: Defeated Portland 4-2, Lost to L.A. Lakers 4-3

2008-09 SEASON SERIES WASHINGTON (1-1) VS. HOUSTON

| PLAYER | G-GS | MIN | FG-FGA | PCT | 3FG-FGA | PCT | FT-FTA | PCT | OFF | DEF | TOT | AST | PF-DD | STL | TO | BLK | PTS | AVG | HI |
|------------------|------|-----|--------|------|---------|------|--------|-------|-----|-----|-----|-----|-------|-----|----|-----|-----|------|-----|
| Jamison | 2-2 | 79 | 18-40 | .450 | 0-5 | .000 | 21-24 | .875 | 6 | 16 | 22 | 4 | 5-0 | 2 | 1 | 2 | 57 | 28.5 | 30 |
| Blatche | 2-1 | 56 | 12-23 | .522 | 0-1 | .000 | 6-6 | 1.000 | 4 | 8 | 12 | 6 | 8-0 | 0 | 2 | 1 | 30 | 15.0 | 16 |
| Butler | 1-1 | 39 | 5-15 | .333 | 0-1 | .000 | 2-2 | 1.000 | 2 | 5 | 7 | 4 | 3-0 | 2 | 3 | 0 | 12 | 12.0 | 12 |
| James (TOT) | 1-1 | 34 | 6-15 | .400 | 0-3 | .000 | 0-1 | .000 | 0 | 1 | 1 | 2 | 3-0 | 1 | 1 | 0 | 12 | 12.0 | 12 |
| James (WAS) | 1-1 | 34 | 6-15 | .400 | 0-3 | .000 | 0-1 | .000 | 0 | 1 | 1 | 2 | 3-0 | 1 | 1 | 0 | 12 | 12.0 | 12 |
| Young | 2-1 | 38 | 7-16 | .438 | 0-4 | .000 | 3-4 | .750 | 0 | 3 | 3 | 1 | 5-0 | 0 | 2 | 0 | 17 | 8.5 | 14 |
| Dixon | 2-0 | 28 | 6-10 | .600 | 1-3 | .333 | 0-0 | --- | 0 | 1 | 1 | 4 | 2-0 | 2 | 2 | 0 | 13 | 6.5 | 8 |
| Songaila | 2-0 | 33 | 6-10 | .600 | 0-0 | --- | 1-2 | .500 | 1 | 5 | 6 | 5 | 4-0 | 2 | 0 | 1 | 13 | 6.5 | 7 |
| Stevenson | 2-1 | 55 | 4-15 | .267 | 3-7 | .429 | 1-2 | .500 | 1 | 3 | 4 | 9 | 0-0 | 3 | 0 | 0 | 12 | 6.0 | 9 |
| McGee | 2-1 | 23 | 4-6 | .667 | 0-0 | --- | 0-0 | --- | 1 | 5 | 6 | 0 | 6-0 | 0 | 1 | 2 | 8 | 4.0 | 8 |
| Brown | 1-1 | 15 | 1-4 | .250 | 0-2 | .000 | 0-0 | --- | 1 | 1 | 2 | 0 | 1-0 | 0 | 2 | 0 | 2 | 2.0 | 2 |
| Thomas | 2-0 | 21 | 2-4 | .500 | 0-0 | --- | 0-0 | --- | 0 | 3 | 3 | 0 | 0-0 | 0 | 2 | 1 | 4 | 2.0 | 2 |
| Crittendon (TOT) | 1-0 | 4 | 0-0 | --- | 0-0 | --- | 0-0 | --- | 0 | 1 | 1 | 0 | 0-0 | 0 | 0 | 0 | 0 | 0.0 | 0 |
| Crittendon (WAS) | 1-0 | 4 | 0-0 | --- | 0-0 | --- | 0-0 | --- | 0 | 1 | 1 | 0 | 0-0 | 0 | 0 | 0 | 0 | 0.0 | 0 |
| Daniels | 1-0 | 19 | 0-1 | .000 | 0-0 | --- | 0-0 | --- | 0 | 1 | 1 | 3 | 2-0 | 0 | 1 | 0 | 0 | 0.0 | 0 |
| McGuire | 1-1 | 36 | 0-1 | .000 | 0-0 | --- | 0-0 | --- | 0 | 7 | 7 | 6 | 2-0 | 2 | 3 | 4 | 0 | 0.0 | 0 |
| WIZARDS | 2 | 480 | 71-160 | .444 | 4-26 | .154 | 34-41 | .829 | 16 | 60 | 76 | 44 | 42-0 | 14 | 20 | 11 | 180 | 90.0 | 91 |
| ROCKETS | 2 | 480 | 67-153 | .438 | 17-48 | .354 | 39-52 | .750 | 20 | 63 | 83 | 43 | 36-0 | 7 | 25 | 9 | 190 | 95.0 | 103 |

2008-09 SEASON SERIES ROCKETS VS. WIZARDS

| PLAYER | G-GS | MIN | FG-FGA | PCT | 3FG-FGA | PCT | FT-FTA | PCT | OFF | DEF | TOT | AST | PF-DD | STL | TO | BLK | PTS | AVG | HI |
|---------|------|-----|--------|------|---------|------|--------|-------|-----|-----|-----|-----|-------|-----|----|-----|-----|------|-----|
| McGrady | 2-2 | 63 | 13-29 | .448 | 5-9 | .556 | 4-6 | .667 | 1 | 9 | 10 | 10 | 1-0 | 1 | 3 | 1 | 35 | 17.5 | 20 |
| Artest | 2-1 | 58 | 11-24 | .458 | 5-12 | .417 | 7-12 | .583 | 1 | 12 | 13 | 8 | 7-0 | 3 | 8 | 0 | 34 | 17.0 | 20 |
| Yao | 2-2 | 63 | 10-23 | .435 | 0-0 | --- | 10-13 | .769 | 6 | 7 | 13 | 0 | 5-0 | 1 | 6 | 6 | 30 | 15.0 | 18 |
| Landry | 2-0 | 49 | 9-14 | .643 | 0-0 | --- | 7-7 | 1.000 | 5 | 7 | 12 | 3 | 6-0 | 0 | 1 | 0 | 25 | 12.5 | 19 |
| Scola | 2-2 | 53 | 10-14 | .714 | 0-0 | --- | 3-4 | .750 | 2 | 8 | 10 | 3 | 8-0 | 0 | 2 | 0 | 23 | 11.5 | 16 |
| Brooks | 2-0 | 45 | 6-15 | .400 | 3-9 | .333 | 4-6 | .667 | 0 | 6 | 6 | 4 | 1-0 | 1 | 2 | 0 | 19 | 9.5 | 18 |
| Alston | 2-2 | 63 | 4-18 | .222 | 2-8 | .250 | 4-4 | 1.000 | 0 | 3 | 3 | 7 | 0-0 | 1 | 2 | 0 | 14 | 7.0 | 9 |
| Battier | 1-1 | 25 | 2-3 | .667 | 1-2 | .500 | 0-0 | --- | 1 | 4 | 5 | 2 | 3-0 | 0 | 0 | 1 | 5 | 5.0 | 5 |
| Barry | 2-0 | 32 | 1-6 | .167 | 1-5 | .200 | 0-0 | --- | 0 | 2 | 2 | 5 | 0-0 | 0 | 0 | 0 | 3 | 1.5 | 3 |
| Hayes | 2-0 | 24 | 1-4 | .250 | 0-1 | .000 | 0-0 | --- | 4 | 4 | 8 | 1 | 4-0 | 0 | 1 | 1 | 2 | 1.0 | 2 |
| Wafer | 1-0 | 5 | 0-3 | .000 | 0-2 | .000 | 0-0 | --- | 0 | 1 | 1 | 0 | 1-0 | 0 | 0 | 0 | 0 | 0.0 | 0 |
| ROCKETS | 2 | 480 | 67-153 | .438 | 17-48 | .354 | 39-52 | .750 | 20 | 63 | 83 | 43 | 36-0 | 7 | 25 | 9 | 190 | 95.0 | 103 |
| WIZARDS | 2 | 480 | 71-160 | .444 | 4-26 | .154 | 34-41 | .829 | 16 | 60 | 76 | 44 | 42-0 | 14 | 20 | 11 | 180 | 90.0 | 91 |



HOUSTON ROCKETS

TOYOTA CENTER, 1510 POLK STREET, HOUSTON, TX 77002
PHONE: 713-758-7200 • WWW.ROCKETS.COM

YEAR-BY-YEAR RECORD

| Season | Home | Road | Neutral | Total | Season | Home | Road | Neutral | Total |
|---------|------|------|---------|-------|----------------|--------------|--------------|------------|--------------|
| 1967-68 | 1-0 | 4-0 | 2-0 | 7-0 | 1988-89 | 1-0 | 1-0 | | 2-0 |
| 1968-69 | 2-0 | 3-0 | 0-1 | 5-1 | 1989-90 | 1-0 | 0-1 | | 1-1 |
| 1969-70 | 3-0 | 2-0 | 1-0 | 6-0 | 1990-91 | 1-0 | 0-1 | | 1-1 |
| 1970-71 | 2-0 | 2-1 | | 4-1 | 1991-92 | 0-1 | 0-1 | | 0-2 |
| 1971-72 | 2-1 | 1-1 | | 3-2 | 1992-93 | 0-1 | 1-0 | | 1-1 |
| 1972-73 | 3-1 | 1-0 | 1-1 | 5-2 | 1993-94 | 1-0 | 0-1 | | 1-1 |
| 1973-74 | 3-0 | 1-3 | | 4-3 | 1994-95 | 0-1 | 0-1 | | 0-2 |
| 1974-75 | 4-0 | 1-2 | | 5-2 | 1995-96 | 1-0 | 0-1 | | 1-1 |
| 1975-76 | 2-1 | 2-2 | | 4-3 | 1996-97 | 0-1 | 0-1 | | 0-2 |
| 1976-77 | 1-1 | 0-2 | | 1-3 | 1997-98 | 1-0 | 0-1 | | 1-1 |
| 1977-78 | 2-0 | 1-1 | | 3-1 | 1998-99 | 0-0 | 0-0 | | 0-0 |
| 1978-79 | 0-2 | 2-0 | | 2-2 | 1999-00 | 1-0 | 0-1 | | 1-1 |
| 1979-80 | 3-0 | 1-2 | | 4-2 | 2000-01 | 0-1 | 0-1 | | 0-2 |
| 1980-81 | 1-0 | 1-0 | | 2-0 | 2001-02 | 0-1 | 1-0 | | 1-1 |
| 1981-82 | 0-1 | 0-1 | | 0-2 | 2002-03 | 1-0 | 0-1 | | 1-1 |
| 1982-83 | 1-0 | 0-1 | | 1-1 | 2003-04 | 0-1 | 0-1 | | 0-2 |
| 1983-84 | 1-0 | 1-0 | | 2-0 | 2004-05 | 1-0 | 0-1 | | 1-1 |
| 1984-85 | 1-0 | 1-0 | | 2-0 | 2005-06 | 0-1 | 0-1 | | 0-2 |
| 1985-86 | 0-1 | 0-1 | | 0-2 | 2006-07 | 0-1 | 0-1 | | 0-2 |
| 1986-87 | 1-0 | 0-1 | | 1-1 | 2007-08 | 0-1 | 0-1 | | 0-2 |
| 1987-88 | 0-1 | 0-1 | | 0-2 | 2008-09 | 0-1 | 1-0 | | 1-1 |
| | | | | | Totals: | 42-20 | 28-35 | 4-2 | 74-57 |

WIZARDS VS. HOUSTON SERIES FACTS

Wizards largest margin of victory: 42 (156-114 at San Diego, 3/1/68)
Wizards high point total: 156 (3/1/68)
Wizards low point total: 69 (2x, last at Houston, 2/26/08)
Rockets largest margin of victory: 30 (123-93, 2/15/05)
Rockets high point total: 138 (11/18/69, OT)
Rockets low point total: 82 (12/6/01)

| | | | |
|--------------------------|----------------------|-------------------|----------------|
| | at WASHINGTON | at HOUSTON | OVERALL |
| Wizards last won: | 3/2/05 (101-98) | 12/29/08 (89-87) | 12/29/08 |
| Rockets last won: | 11/21/08 (103-91) | 2/26/08 (94-69) | 11/21/08 |
| Wizards streak: | Lost four | Won one | Won one |

WIZARDS CAREER THROUGH 2008-2009 VS. HOUSTON

| PLAYER | FIELD GOALS | | | 3-POINT FG | | | FREE THROWS | | | REBOUNDS | | | POINTS | | | AVG | HI | | | | | | | |
|------------|-------------|----|------|------------|-----|------|-------------|-----|------|----------|-----|------|--------|-----|-----|-----|----|-----|----|----|-----|-----|------|----|
| | G | GS | MIN | FG | FGA | PCT | FG | FGA | PCT | FT | FTA | PCT | OFF | DEF | TOT | | | AST | PF | DD | STL | TO | BLK | |
| Arenas | 13 | 13 | 496 | 93 | 237 | .392 | 32 | 85 | .376 | 82 | 100 | .820 | 18 | 42 | 60 | 87 | 37 | 0 | 32 | 35 | 6 | 300 | 23.1 | 44 |
| Blatche | 4 | 2 | 105 | 15 | 41 | .366 | 0 | 1 | .000 | 8 | 9 | .889 | 6 | 10 | 16 | 6 | 15 | 1 | 3 | 4 | 5 | 38 | 9.5 | 16 |
| Butler | 14 | 13 | 527 | 74 | 179 | .413 | 4 | 18 | .222 | 57 | 64 | .891 | 29 | 60 | 89 | 37 | 41 | 1 | 15 | 34 | 2 | 209 | 14.9 | 24 |
| Crittenton | 2 | 0 | 38 | 9 | 19 | .474 | 1 | 3 | .333 | 3 | 5 | .600 | 2 | 2 | 4 | 4 | 2 | 0 | 1 | 0 | 1 | 22 | 11.0 | 22 |
| Foye | 10 | 5 | 265 | 39 | 98 | .398 | 15 | 33 | .455 | 13 | 18 | .722 | 2 | 22 | 24 | 24 | 19 | 0 | 9 | 27 | 5 | 106 | 10.6 | 24 |
| Haywood | 13 | 9 | 316 | 32 | 67 | .478 | 0 | 0 | --- | 17 | 34 | .500 | 34 | 40 | 74 | 9 | 33 | 1 | 11 | 11 | 25 | 81 | 6.2 | 16 |
| James | 15 | 9 | 381 | 69 | 152 | .454 | 18 | 46 | .391 | 24 | 33 | .727 | 7 | 34 | 41 | 53 | 26 | 0 | 16 | 18 | 0 | 180 | 12.0 | 30 |
| Jamison | 32 | 27 | 1193 | 240 | 550 | .436 | 22 | 70 | .314 | 120 | 154 | .779 | 85 | 172 | 257 | 42 | 68 | 0 | 29 | 47 | 14 | 622 | 19.4 | 43 |
| McGee | 2 | 1 | 23 | 4 | 6 | .667 | 0 | 0 | --- | 0 | 0 | --- | 1 | 5 | 6 | 0 | 6 | 0 | 0 | 1 | 2 | 8 | 4.0 | 8 |
| McGuire | 3 | 1 | 55 | 0 | 3 | .000 | 0 | 0 | --- | 0 | 0 | --- | 1 | 10 | 11 | 7 | 4 | 0 | 2 | 3 | 4 | 0 | 0.0 | 0 |
| Miller | 26 | 15 | 809 | 122 | 264 | .462 | 35 | 99 | .354 | 38 | 46 | .826 | 11 | 102 | 113 | 98 | 50 | 0 | 19 | 48 | 5 | 317 | 12.2 | 37 |
| Oberto | 14 | 8 | 179 | 13 | 26 | .500 | 0 | 0 | --- | 2 | 6 | .333 | 10 | 27 | 37 | 12 | 28 | 0 | 2 | 10 | 5 | 28 | 2.0 | 8 |
| Stevenson | 17 | 10 | 382 | 38 | 123 | .309 | 5 | 14 | .357 | 21 | 33 | .636 | 13 | 27 | 40 | 28 | 22 | 0 | 12 | 19 | 2 | 102 | 6.0 | 14 |
| Young | 4 | 1 | 84 | 19 | 38 | .500 | 1 | 7 | .143 | 7 | 9 | .778 | 0 | 8 | 8 | 2 | 8 | 0 | 0 | 4 | 0 | 46 | 11.5 | 16 |





INDIANA PACERS



Owners..... Melvin Simon, Herbert Simon
Chairman and Chief Executive Officer..... Herbert Simon
President, Pacers Sports & Entertainment..... Jim Morris
President of Basketball Operations..... Larry Bird
Chief Operating Officer..... Rick Fuson
General Manager..... David Morway
Director/Player Personnel/Assistant Coach..... Mel Daniels
Director/Basketball Operations..... Sonya Clutinger
Head Coach..... Jim O'Brien
Assistant Coaches..... Dan Burke, Lester Conner, Jay DeFruscio, Dick Harter, Frank Vogel
Scout/Assistant Coach..... Jimmy Powell
Director of Scouting..... Ryan Carr
International and National Scout..... Joe Ash
Scouts..... Kevin Mackey, Carl Nicks, Alexander Pajovic, Brian Winters
Head Athletic Trainer/Team Administrator..... Josh Corbell
Assistant Athletic Trainer..... Carl Eaton
Strength & Conditioning Coach..... Shawn Windle
Equipment Manager..... Joe Qatato
Video Coordinator..... Vance Catlin
Director/Public Information..... David Benner
Public Information Manager..... Krissy Myers
Public Information Assistant..... Tim Edwards
Home Court..... Conseco Fieldhouse (18,165)
Radio..... 1070 The Fan; Mark Boyle, Bob Leonard
TV..... FSN Indiana; Quinn Buckner, Chris Denari, Clark Kellogg, Stacy Paez

2009-10 vs. WIZARDS: Nov. 6 at Indiana, Dec. 12 at Washington, Mar. 24 at Indiana, Apr. 14 at Washington

2008-09 FINISH: 36-46 (.439) Fourth in Central Division **PLAYOFF RESULTS:** Failed to Qualify

2008-09 SEASON SERIES WASHINGTON (1-2) VS. INDIANA

| PLAYER | G-GS | MIN | FG-FGA | PCT | 3FG-FGA | PCT | FT-FTA | PCT | OFF | DEF | TOT | AST | PF-DQ | STL | TO | BLK | PTS | AVG | HI |
|------------------|------|-----|---------|------|---------|------|--------|-------|-----|-----|-----|-----|-------|-----|----|-----|-----|-------|-----|
| Butler | 3-3 | 121 | 29-62 | .468 | 6-14 | .429 | 28-33 | .848 | 14 | 20 | 34 | 11 | 8-0 | 4 | 8 | 1 | 92 | 30.7 | 35 |
| Jamison | 3-3 | 120 | 31-57 | .544 | 10-18 | .556 | 17-20 | .850 | 8 | 19 | 27 | 3 | 11-0 | 3 | 4 | 2 | 89 | 29.7 | 34 |
| Blatche | 2-2 | 57 | 10-25 | .400 | 0-1 | .000 | 11-14 | .786 | 0 | 5 | 5 | 2 | 4-0 | 0 | 0 | 2 | 31 | 15.5 | 19 |
| Songaia | 2-1 | 27 | 8-10 | .800 | 0-0 | --- | 5-5 | 1.000 | 2 | 0 | 2 | 4 | 5-0 | 1 | 3 | 0 | 21 | 10.5 | 13 |
| Young | 3-0 | 68 | 11-22 | .500 | 2-3 | .667 | 7-9 | .778 | 1 | 4 | 5 | 1 | 6-0 | 3 | 6 | 1 | 31 | 10.3 | 20 |
| Crittendon (TOT) | 3-1 | 72 | 9-17 | .529 | 1-3 | .333 | 2-5 | .400 | 2 | 4 | 6 | 6 | 5-0 | 1 | 2 | 1 | 21 | 7.0 | 19 |
| Crittendon (WAS) | 3-1 | 72 | 9-17 | .529 | 1-3 | .333 | 2-5 | .400 | 2 | 4 | 6 | 6 | 5-0 | 1 | 2 | 1 | 21 | 7.0 | 19 |
| Stevenson | 1-1 | 33 | 3-6 | .333 | 1-5 | .200 | 1-1 | 1.000 | 0 | 5 | 5 | 3 | 6-1 | 0 | 2 | 1 | 6 | 6.0 | 6 |
| James (TOT) | 2-1 | 40 | 3-12 | .250 | 2-5 | .400 | 1-2 | .500 | 0 | 2 | 2 | 13 | 2-0 | 1 | 1 | 0 | 9 | 4.5 | 8 |
| James (WAS) | 2-1 | 40 | 3-12 | .250 | 2-5 | .400 | 1-2 | .500 | 0 | 2 | 2 | 13 | 2-0 | 1 | 1 | 0 | 9 | 4.5 | 8 |
| McGee | 3-0 | 49 | 2-13 | .154 | 0-0 | --- | 9-10 | .900 | 3 | 10 | 13 | 2 | 7-0 | 1 | 0 | 3 | 13 | 4.3 | 6 |
| McGuire | 3-2 | 79 | 2-6 | .333 | 0-0 | --- | 5-10 | .500 | 5 | 12 | 17 | 4 | 4-0 | 3 | 3 | 5 | 9 | 3.0 | 6 |
| Dixon | 2-1 | 37 | 2-8 | .250 | 1-3 | .333 | 0-0 | --- | 0 | 3 | 3 | 6 | 3-0 | 3 | 4 | 0 | 5 | 2.5 | 5 |
| Pecherov | 3-0 | 18 | 2-7 | .286 | 1-3 | .333 | 0-0 | --- | 0 | 1 | 1 | 0 | 3-0 | 0 | 2 | 0 | 5 | 1.7 | 3 |
| WIZARDS | 3 | 720 | 111-245 | .453 | 24-55 | .436 | 86-109 | .789 | 35 | 85 | 120 | 55 | 64-1 | 20 | 36 | 16 | 332 | 110.7 | 119 |
| PACERS | 3 | 720 | 134-265 | .506 | 22-61 | .361 | 69-81 | .852 | 43 | 96 | 139 | 73 | 75-2 | 19 | 31 | 7 | 359 | 119.7 | 124 |

2008-09 SEASON SERIES PACERS VS. WIZARDS

| PLAYER | G-GS | MIN | FG-FGA | PCT | 3FG-FGA | PCT | FT-FTA | PCT | OFF | DEF | TOT | AST | PF-DQ | STL | TO | BLK | PTS | AVG | HI |
|------------|------|-----|---------|-------|---------|------|--------|-------|-----|-----|-----|-----|-------|-----|----|-----|-----|-------|-----|
| Granger | 3-3 | 114 | 27-52 | .519 | 9-20 | .450 | 24-25 | .960 | 4 | 16 | 20 | 12 | 10-0 | 5 | 7 | 1 | 87 | 29.0 | 31 |
| Daniels | 1-1 | 36 | 10-17 | .588 | 0-0 | --- | 0-1 | .000 | 5 | 3 | 8 | 7 | 1-0 | 1 | 2 | 1 | 20 | 20.0 | 20 |
| Jack | 3-2 | 100 | 16-30 | .533 | 4-7 | .571 | 15-17 | .882 | 1 | 11 | 12 | 13 | 7-0 | 4 | 5 | 0 | 51 | 17.0 | 19 |
| Rush | 3-1 | 91 | 21-45 | .467 | 5-15 | .333 | 1-1 | 1.000 | 4 | 15 | 19 | 5 | 7-0 | 1 | 1 | 2 | 48 | 16.0 | 29 |
| Ford | 3-2 | 96 | 16-32 | .500 | 0-1 | .000 | 15-16 | .938 | 1 | 10 | 11 | 22 | 6-0 | 3 | 7 | 0 | 47 | 15.7 | 23 |
| Murphy | 2-2 | 58 | 9-18 | .500 | 3-8 | .375 | 5-5 | 1.000 | 5 | 17 | 22 | 2 | 9-0 | 0 | 3 | 0 | 26 | 13.0 | 18 |
| Baston | 1-0 | 10 | 4-4 | 1.000 | 0-0 | --- | 1-1 | 1.000 | 1 | 0 | 1 | 0 | 2-0 | 0 | 1 | 0 | 9 | 9.0 | 9 |
| Nesterovic | 3-0 | 43 | 12-14 | .857 | 0-0 | --- | 0-0 | --- | 2 | 4 | 6 | 1 | 7-0 | 1 | 1 | 1 | 24 | 8.0 | 12 |
| Foster | 3-1 | 92 | 8-18 | .444 | 0-1 | .000 | 2-8 | .250 | 11 | 12 | 23 | 6 | 12-1 | 2 | 1 | 1 | 18 | 6.0 | 9 |
| Hibbert | 3-2 | 32 | 7-16 | .438 | 0-0 | --- | 4-5 | .800 | 7 | 4 | 11 | 1 | 12-1 | 1 | 1 | 1 | 18 | 6.0 | 12 |
| Graham | 3-0 | 18 | 3-10 | .300 | 0-4 | .000 | 2-2 | 1.000 | 1 | 1 | 2 | 0 | 0-0 | 1 | 1 | 0 | 8 | 2.7 | 6 |
| Dixon | 2-0 | 24 | 1-7 | .143 | 1-4 | .250 | 0-0 | --- | 1 | 3 | 4 | 4 | 1-0 | 0 | 0 | 0 | 3 | 1.5 | 3 |
| Dunleavy | 1-1 | 3 | 0-2 | .000 | 0-1 | .000 | 0-0 | --- | 0 | 0 | 0 | 0 | 1-0 | 0 | 1 | 0 | 0 | 0.0 | 0 |
| McRoberts | 2-0 | 2 | 0-0 | --- | 0-0 | --- | 0-0 | --- | 0 | 0 | 0 | 0 | 0-0 | 0 | 0 | 0 | 0 | 0.0 | 0 |
| PACERS | 3 | 720 | 134-265 | .506 | 22-61 | .361 | 69-81 | .852 | 43 | 96 | 139 | 73 | 75-2 | 19 | 31 | 7 | 359 | 119.7 | 124 |
| WIZARDS | 3 | 720 | 111-245 | .453 | 24-55 | .436 | 86-109 | .789 | 35 | 85 | 120 | 55 | 64-1 | 20 | 36 | 16 | 332 | 110.7 | 119 |



INDIANA PACERS

125 S. PENNSYLVANIA STREET, INDIANAPOLIS, IN 46204
PHONE: 317-917-2500 • WWW.PACERS.COM

YEAR-BY-YEAR RECORD

| Season | Home | Road | Neutral | Total | Season | Home | Road | Neutral | Total |
|---------|------|------|---------|-------|----------------|--------------|--------------|---------|--------------|
| 1976-77 | 2-0 | 2-0 | | 4-0 | 1993-94 | 1-1 | 0-2 | | 1-3 |
| 1977-78 | 1-1 | 0-2 | | 1-3 | 1994-95 | 1-1 | 0-2 | | 1-3 |
| 1978-79 | 2-0 | 1-1 | | 3-1 | 1995-96 | 0-2 | 0-1 | | 0-3 |
| 1979-80 | 2-1 | 0-3 | | 2-4 | 1996-97 | 2-0 | 1-1 | | 3-1 |
| 1980-81 | 2-1 | 0-3 | | 2-4 | 1997-98 | 0-2 | 0-2 | | 0-4 |
| 1981-82 | 2-1 | 3-0 | | 5-1 | 1998-99 | 0-1 | 0-2 | | 0-3 |
| 1982-83 | 3-0 | 2-1 | | 5-1 | 1999-00 | 1-0 | 0-2 | | 0-3 |
| 1983-84 | 3-0 | 1-1 | | 4-1 | 2000-01 | 0-2 | 0-2 | | 0-4 |
| 1984-85 | 2-0 | 2-1 | | 4-1 | 2001-02 | 1-1 | 0-2 | | 1-3 |
| 1985-86 | 1-2 | 0-3 | | 1-5 | 2002-03 | 1-1 | 1-1 | | 2-2 |
| 1986-87 | 2-1 | 0-3 | | 2-4 | 2003-04 | 1-1 | 0-1 | | 1-2 |
| 1987-88 | 3-0 | 1-2 | | 4-2 | 2004-05 | 1-1 | 1-1 | | 2-2 |
| 1988-89 | 2-0 | 1-1 | | 3-1 | 2005-06 | 1-1 | 1-1 | | 2-2 |
| 1989-90 | 1-1 | 0-2 | | 1-3 | 2006-07 | 1-0 | 2-0 | | 3-0 |
| 1990-91 | 1-1 | 1-1 | | 2-2 | 2007-08 | 2-0 | 0-2 | | 2-2 |
| 1991-92 | 1-1 | 1-1 | | 2-2 | 2008-09 | 1-1 | 0-1 | | 1-2 |
| 1992-93 | 1-1 | 0-2 | | 1-3 | Totals: | 45-26 | 21-50 | | 66-76 |

WIZARDS VS. INDIANA SERIES FACTS

| | |
|---|----------------------|
| Wizards largest margin of victory: | 32 (146-114, 1/6/78) |
| Wizards high point total: | 146 (1/6/78) |
| Wizards low point total: | 74 (11/10/00) |
| Pacers largest margin of victory: | 30 (134-104, 2/7/80) |
| Pacers high point total: | 136 (10/28/77) |
| Pacers low point total: | 78 (2/25/03) |

| | at WASHINGTON | at INDIANA | OVERALL |
|--------------------------|-------------------|-------------------|----------|
| Wizards last won: | 2/8/09 (119-117) | 4/18/07 (98-95) | 2/8/09 |
| Pacers last won: | 12/15/08 (118-98) | 3/29/09 (124-115) | 3/29/09 |
| Wizards streak: | Won one | Lost three | Lost one |


WIZARDS CAREER THROUGH 2008-2009 VS. INDIANA

| PLAYER | G | GS | MIN | FIELD GOALS | | 3-POINT FG | | FREE THROWS | | REBOUNDS | | | AST | PF | DQ | STL | TO | BLK | PTS | AVG | HI | | | |
|------------|----|----|-----|-------------|-----|------------|----|-------------|------|----------|-----|------|-----|-----|-----|-----|----|-----|-----|-----|----|-----|------|-----|
| | | | | FG | FGA | PCT | FG | FGA | PCT | FT | FTA | PCT | | | | | | | | | | OFF | DEF | TOT |
| Arenas | 17 | 16 | 667 | 151 | 315 | .479 | 33 | 92 | .359 | 116 | 150 | .773 | 14 | 55 | 69 | 98 | 62 | 0 | 23 | 53 | 5 | 451 | 26.5 | 43 |
| Blatche | 10 | 2 | 172 | 23 | 57 | .404 | 0 | 2 | .000 | 17 | 24 | .708 | 11 | 27 | 38 | 9 | 31 | 1 | 5 | 11 | 9 | 63 | 6.3 | 19 |
| Butler | 19 | 18 | 666 | 107 | 264 | .405 | 12 | 35 | .343 | 77 | 97 | .794 | 40 | 83 | 123 | 49 | 60 | 0 | 37 | 42 | 3 | 303 | 15.9 | 35 |
| Crittenton | 5 | 1 | 88 | 9 | 18 | .500 | 1 | 3 | .333 | 2 | 5 | .400 | 2 | 4 | 6 | 6 | 5 | 0 | 4 | 5 | 1 | 21 | 4.2 | 19 |
| Foye | 5 | 3 | 176 | 35 | 74 | .473 | 11 | 22 | .500 | 16 | 20 | .800 | 6 | 13 | 19 | 17 | 17 | 1 | 8 | 19 | 2 | 97 | 19.4 | 36 |
| Haywood | 22 | 15 | 558 | 77 | 148 | .520 | 0 | 0 | --- | 45 | 81 | .556 | 68 | 90 | 158 | 18 | 59 | 1 | 5 | 20 | 43 | 199 | 9.0 | 16 |
| James | 20 | 9 | 498 | 69 | 173 | .399 | 19 | 50 | .380 | 45 | 57 | .789 | 6 | 32 | 38 | 81 | 31 | 0 | 11 | 33 | 2 | 202 | 10.1 | 34 |
| Jamison | 25 | 21 | 945 | 187 | 396 | .472 | 30 | 84 | .357 | 91 | 131 | .695 | 50 | 166 | 216 | 39 | 73 | 0 | 25 | 37 | 8 | 495 | 19.8 | 34 |
| McGee | 3 | 0 | 49 | 2 | 13 | .154 | 0 | 0 | --- | 9 | 10 | .900 | 3 | 10 | 13 | 2 | 7 | 0 | 1 | 0 | 3 | 13 | 4.3 | 6 |
| McGuire | 6 | 2 | 123 | 6 | 13 | .462 | 0 | 0 | --- | 8 | 17 | .471 | 8 | 22 | 30 | 6 | 9 | 0 | 4 | 5 | 5 | 20 | 3.3 | 9 |
| Miller | 22 | 16 | 755 | 105 | 235 | .447 | 35 | 92 | .380 | 31 | 45 | .689 | 15 | 98 | 113 | 71 | 51 | 0 | 20 | 55 | 13 | 276 | 12.5 | 26 |
| Oberto | 6 | 1 | 72 | 10 | 20 | .500 | 0 | 0 | --- | 0 | 0 | --- | 9 | 12 | 21 | 7 | 11 | 0 | 0 | 3 | 0 | 20 | 3.3 | 10 |
| Stevenson | 19 | 14 | 440 | 50 | 130 | .385 | 15 | 39 | .385 | 21 | 28 | .750 | 11 | 35 | 46 | 34 | 39 | 1 | 5 | 19 | 4 | 136 | 7.2 | 18 |
| Young | 6 | 0 | 113 | 19 | 43 | .442 | 5 | 10 | .500 | 11 | 15 | .733 | 2 | 8 | 10 | 1 | 9 | 0 | 5 | 8 | 1 | 54 | 9.0 | 20 |





LOS ANGELES CLIPPERS



Chairman of the Board, Owner and NBA Governor.....Donald T. Sterling
 President & NBA Alternate Governor.....Andy Roeser
 Head Coach and General Manager.....Mike Dunleavy
 Assistant General Manager.....Neil Olshey
 Assistant Coaches.....Tony Brown, Kim Hughes
 Assistant Coach/Director of Player Programs.....Fred Vinson
 Director of Scouting/Asst. Dir. of Player Personnel.....Gary Sacks
 Head Athletic Trainer.....Jasen Powell
 Strength and Conditioning Coach.....Richard Williams
 Asst. Athletic Trainer/Asst. Strength and Conditioning Coach.....Johan Wang
 Equipment Manager.....Pete Serrano
 Vice President of Communications.....Joe Safety
 Director of Communications.....Rob Raichlen
 Assistant Director of Communications.....Seth Burton
 Assistant Director of Media Services.....Ta'Nisha Cooper
 Media Services Coordinator.....Steven Esparza
 Home Court.....STAPLES Center (19,060)
 Radio.....KFWB NEWS TALK 980; Brian Sieman, Ralph Lawler, Michael Smith
 TV.....PRIME TICKET; Ralph Lawler, Michael Smith

2009-10 vs. WIZARDS: Dec. 14 at Los Angeles, Jan. 24 at Washington

2008-09 FINISH: 19-63 (.232) Fourth in Pacific Division **PLAYOFF RESULTS:** Failed to Qualify

2008-09 SEASON SERIES WASHINGTON (1-1) VS. L.A. CLIPPERS

| PLAYER | G-GS | MIN | FG-FGA | PCT | 3FG-FGA | PCT | FT-FTA | PCT | OFF | DEF | TOT | AST | PF-DO | STL | TO | BLK | PTS | AVG | HI |
|------------------|------|-----|--------|------|---------|------|--------|-------|-----|-----|-----|-----|-------|-----|----|-----|-----|-------|-----|
| Jamison | 2-2 | 80 | 18-40 | .450 | 2-6 | .333 | 11-16 | .688 | 8 | 15 | 23 | 9 | 3-0 | 3 | 1 | 0 | 49 | 24.5 | 25 |
| Young | 2-0 | 54 | 15-22 | .682 | 2-4 | .500 | 8-10 | .800 | 0 | 1 | 1 | 2 | 4-0 | 1 | 2 | 1 | 40 | 20.0 | 22 |
| Butler | 1-1 | 41 | 6-22 | .273 | 0-0 | --- | 4-5 | .800 | 7 | 6 | 13 | 7 | 1-0 | 1 | 7 | 0 | 16 | 16.0 | 16 |
| McGee | 2-0 | 44 | 14-24 | .583 | 0-0 | --- | 3-6 | .500 | 8 | 5 | 13 | 3 | 6-0 | 1 | 0 | 3 | 31 | 15.5 | 18 |
| Blatche | 1-1 | 27 | 5-9 | .556 | 0-0 | --- | 4-5 | .800 | 1 | 3 | 4 | 2 | 4-0 | 0 | 2 | 2 | 14 | 14.0 | 14 |
| James (TOT) | 2-2 | 66 | 8-20 | .400 | 4-10 | .400 | 2-2 | 1.000 | 1 | 1 | 2 | 10 | 3-0 | 4 | 6 | 0 | 22 | 11.0 | 13 |
| James (WAS) | 2-2 | 66 | 8-20 | .400 | 4-10 | .400 | 2-2 | 1.000 | 1 | 1 | 2 | 10 | 3-0 | 4 | 6 | 0 | 22 | 11.0 | 13 |
| Songaila | 2-2 | 52 | 11-24 | .458 | 0-0 | --- | 0-0 | --- | 3 | 8 | 11 | 4 | 6-0 | 8 | 2 | 0 | 22 | 11.0 | 14 |
| McGuire | 2-2 | 58 | 4-9 | .444 | 0-0 | --- | 2-2 | 1.000 | 3 | 6 | 9 | 7 | 4-0 | 1 | 2 | 0 | 10 | 5.0 | 8 |
| Crittendon (TOT) | 2-0 | 42 | 2-5 | .400 | 0-0 | --- | 4-7 | .571 | 0 | 5 | 5 | 3 | 4-0 | 3 | 2 | 0 | 8 | 4.0 | 4 |
| Crittendon (WAS) | 2-0 | 42 | 2-5 | .400 | 0-0 | --- | 4-7 | .571 | 0 | 5 | 5 | 3 | 4-0 | 3 | 2 | 0 | 8 | 4.0 | 4 |
| Stevenson | 1-0 | 12 | 1-2 | .500 | 0-1 | .000 | 0-0 | --- | 0 | 3 | 3 | 1 | 0-0 | 2 | 0 | 0 | 2 | 2.0 | 2 |
| Dixon | 1-0 | 4 | 0-0 | --- | 0-0 | --- | 0-0 | --- | 0 | 0 | 0 | 1 | 0-0 | 0 | 0 | 1 | 0 | 0.0 | 0 |
| Pecherov | 1-0 | 1 | 0-0 | --- | 0-0 | --- | 0-0 | --- | 0 | 1 | 1 | 0 | 0-0 | 0 | 0 | 0 | 0 | 0.0 | 0 |
| WIZARDS | 2 | 480 | 84-177 | .475 | 8-21 | .381 | 38-53 | .717 | 31 | 54 | 85 | 49 | 35-0 | 24 | 24 | 7 | 214 | 107.0 | 108 |
| CLIPPERS | 2 | 480 | 81-154 | .526 | 26-52 | .500 | 29-37 | .784 | 15 | 60 | 75 | 57 | 39-0 | 16 | 40 | 10 | 217 | 108.5 | 123 |

2008-09 SEASON SERIES CLIPPERS VS. WIZARDS

| PLAYER | G-GS | MIN | FG-FGA | PCT | 3FG-FGA | PCT | FT-FTA | PCT | OFF | DEF | TOT | AST | PF-DO | STL | TO | BLK | PTS | AVG | HI |
|----------------|------|-----|--------|-------|---------|------|--------|-------|-----|-----|-----|-----|-------|-----|----|-----|-----|-------|-----|
| Gordon | 2-2 | 79 | 17-32 | .531 | 7-15 | .467 | 10-11 | .909 | 1 | 4 | 5 | 10 | 6-0 | 3 | 4 | 1 | 51 | 25.5 | 26 |
| Kaman | 1-0 | 21 | 9-10 | .900 | 0-0 | --- | 1-2 | .500 | 2 | 4 | 6 | 3 | 2-0 | 0 | 6 | 0 | 19 | 19.0 | 19 |
| Novak | 2-0 | 52 | 13-23 | .565 | 11-20 | .550 | 1-1 | 1.000 | 0 | 4 | 4 | 1 | 6-0 | 0 | 2 | 2 | 38 | 19.0 | 21 |
| Randolph (TOT) | 2-2 | 68 | 13-28 | .464 | 1-3 | .333 | 6-9 | .667 | 2 | 19 | 21 | 3 | 5-0 | 2 | 4 | 0 | 33 | 16.5 | 22 |
| Randolph (LAC) | 1-1 | 30 | 5-12 | .417 | 0-1 | .000 | 1-2 | .500 | 1 | 7 | 8 | 1 | 3-0 | 1 | 2 | 0 | 11 | 11.0 | 11 |
| B. Davis | 2-1 | 70 | 9-20 | .450 | 4-5 | .800 | 6-8 | .750 | 2 | 9 | 11 | 26 | 6-0 | 1 | 7 | 1 | 28 | 14.0 | 17 |
| Skinner | 1-1 | 29 | 7-11 | .636 | 0-0 | --- | 0-0 | --- | 1 | 9 | 10 | 2 | 3-0 | 2 | 4 | 1 | 14 | 14.0 | 14 |
| Thornton | 2-2 | 74 | 11-22 | .500 | 0-1 | .000 | 5-6 | .833 | 2 | 6 | 8 | 1 | 7-0 | 4 | 1 | 0 | 27 | 13.5 | 22 |
| R. Davis | 1-0 | 23 | 3-8 | .375 | 1-5 | .200 | 1-1 | 1.000 | 1 | 1 | 2 | 0 | 1-0 | 0 | 1 | 0 | 8 | 8.0 | 8 |
| Jones | 2-1 | 49 | 5-8 | .625 | 3-5 | .600 | 0-2 | .000 | 2 | 3 | 5 | 9 | 4-0 | 4 | 6 | 1 | 13 | 6.5 | 11 |
| Camby | 1-1 | 28 | 2-5 | .400 | 0-0 | --- | 2-2 | 1.000 | 2 | 7 | 9 | 3 | 1-0 | 1 | 4 | 4 | 6 | 6.0 | 6 |
| Collins (TOT) | 1-0 | 10 | 1-1 | 1.000 | 0-0 | --- | 0-1 | .000 | 0 | 0 | 0 | 4 | 2-0 | 1 | 1 | 0 | 2 | 2.0 | 2 |
| Taylor | 1-0 | 7 | 0-1 | .000 | 0-0 | --- | 2-2 | 1.000 | 0 | 1 | 1 | 1 | 0-0 | 1 | 0 | 2 | 2.0 | 2.0 | 2 |
| Jordan | 2-1 | 17 | 0-2 | .000 | 0-0 | --- | 0-0 | --- | 1 | 5 | 6 | 0 | 0-0 | 0 | 1 | 0 | 0 | 0.0 | 0 |
| CLIPPERS | 2 | 480 | 81-154 | .526 | 26-52 | .500 | 29-37 | .784 | 15 | 60 | 75 | 57 | 39-0 | 16 | 40 | 10 | 217 | 108.5 | 123 |
| WIZARDS | 2 | 480 | 84-177 | .475 | 8-21 | .381 | 38-53 | .717 | 31 | 54 | 85 | 49 | 35-0 | 24 | 24 | 7 | 214 | 107.0 | 108 |



LOS ANGELES CLIPPERS

6951 SOUTH CENTINELA BOULEVARD, PLAYA VISTA, CA 90094

PHONE: 310-862-6000 • WWW.CLIPPERS.COM

YEAR-BY-YEAR RECORD

| Season | Home | Road | Neutral | Total | Season | Home | Road | Neutral | Total |
|---------|------|------|---------|-------|----------------|--------------|--------------|------------|--------------|
| 1970-71 | 0-1 | 2-0 | 1-0 | 3-1 | 1990-91 | 1-0 | 1-0 | | 2-0 |
| 1971-72 | 3-0 | 0-2 | 0-1 | 3-3 | 1991-92 | 1-0 | 1-0 | | 2-0 |
| 1972-73 | 2-1 | 3-0 | | 5-1 | 1992-93 | 0-1 | 0-1 | | 0-2 |
| 1973-74 | 1-2 | 1-1 | 1-0 | 3-3 | 1993-94 | 1-0 | 0-1 | | 1-1 |
| 1974-75 | 0-2 | 2-0 | | 2-2 | 1994-95 | 1-0 | 1-0 | | 2-0 |
| 1975-76 | 2-0 | 1-2 | | 3-2 | 1995-96 | 0-1 | 1-0 | | 1-1 |
| 1976-77 | 2-0 | 2-0 | | 4-0 | 1996-97 | 1-0 | 1-0 | | 2-0 |
| 1977-78 | 2-0 | 1-1 | | 3-1 | 1997-98 | 1-0 | 1-0 | | 2-0 |
| 1978-79 | 2-0 | 1-0 | | 3-0 | 1998-99 | 0-0 | 0-0 | | 0-0 |
| 1979-80 | 0-1 | 1-0 | | 1-0 | 1999-00 | 0-1 | 1-0 | | 1-1 |
| 1980-81 | 1-0 | 1-0 | | 2-0 | 2000-01 | 0-1 | 1-0 | | 1-1 |
| 1981-82 | 1-0 | 1-0 | | 2-0 | 2001-02 | 1-0 | 0-1 | | 1-1 |
| 1982-83 | 1-0 | 1-0 | | 2-0 | 2002-03 | 1-0 | 1-0 | | 2-0 |
| 1983-84 | 1-0 | 0-1 | | 1-1 | 2003-04 | 1-0 | 1-0 | | 2-0 |
| 1984-85 | 1-0 | 0-1 | | 1-1 | 2004-05 | 1-0 | 0-1 | | 1-1 |
| 1985-86 | 1-0 | 1-0 | | 2-0 | 2005-06 | 0-1 | 0-1 | | 0-2 |
| 1986-87 | 1-0 | 1-0 | | 2-0 | 2006-07 | 1-0 | 0-1 | | 1-1 |
| 1987-88 | 1-0 | 1-0 | | 2-0 | 2007-08 | 1-0 | 1-0 | | 2-0 |
| 1988-89 | 1-0 | 1-0 | | 2-0 | 2008-09 | 1-0 | 0-1 | | 1-1 |
| 1989-90 | 0-1 | 1-0 | | 1-1 | Totals: | 36-13 | 33-15 | 2-1 | 71-29 |

WIZARDS VS. LA CLIPPERS SERIES FACTS

| | | | |
|--|---|-------------------|----------|
| Wizards largest margin of victory: | 36 (124-88, 11/21/72) | | |
| Wizards high point total: | 138 (2/13/79, 20T) | | |
| Wizards low point total: | 75 (3/13/02) | | |
| Clippers largest margin of victory: | 37 (130-93, 1/14/78) | | |
| Clippers high point total: | 136 (2/13/79, 20T) | | |
| Clippers low point total: | 76 (1/9/88) | | |
| | at WASHINGTON at LOS ANGELES OVERALL | | |
| Wizards last won: | 1/31/09 (106-94) | 2/13/08 (91-89) | 1/31/09 |
| Clippers last won: | 11/9/05 (102-97) | 3/18/09 (123-108) | 3/18/09 |
| Wizards streak: | Won three | Lost one | Lost one |


WIZARDS CAREER THROUGH 2008-2009 VS. L.A. CLIPPERS

| PLAYER | FIELD GOALS | | | 3-POINT FG | | FREE THROWS | | REBOUNDS | | | AST | PF | DQ | STL | TO | BLK | PTS | AVG | HI | | | | | |
|------------|-------------|----|------|------------|-----|-------------|----|----------|------|-----|-----|-------|-----|-----|-----|-----|-----|-----|----|-----|-----|-----|------|-----|
| | G | S | MIN | FG | FGA | PCT | FG | FGA | PCT | FT | | | | | | | | | | FTA | PCT | OFF | DEF | TOT |
| Arenas | 15 | 15 | 571 | 109 | 263 | .414 | 27 | 95 | .284 | 91 | 112 | .813 | 17 | 53 | 70 | 96 | 49 | 1 | 24 | 40 | 4 | 336 | 22.4 | 35 |
| Blatche | 5 | 3 | 99 | 16 | 31 | .516 | 0 | 1 | .000 | 12 | 17 | .706 | 7 | 11 | 18 | 4 | 15 | 0 | 1 | 10 | 3 | 44 | 8.8 | 14 |
| Butler | 13 | 11 | 408 | 60 | 164 | .366 | 2 | 11 | .182 | 53 | 61 | .869 | 33 | 45 | 78 | 34 | 35 | 0 | 16 | 30 | 6 | 175 | 13.5 | 27 |
| Crittendon | 5 | 0 | 85 | 5 | 13 | .385 | 0 | 2 | .000 | 7 | 10 | .700 | 1 | 14 | 15 | 5 | 9 | 0 | 3 | 6 | 0 | 17 | 3.4 | 9 |
| Foye | 8 | 4 | 226 | 29 | 70 | .414 | 8 | 21 | .381 | 27 | 34 | .794 | 0 | 23 | 23 | 27 | 25 | 0 | 7 | 9 | 0 | 93 | 11.6 | 26 |
| Haywood | 13 | 11 | 446 | 38 | 78 | .487 | 0 | 0 | --- | 33 | 52 | .635 | 41 | 46 | 87 | 6 | 44 | 1 | 5 | 17 | 22 | 109 | 8.4 | 15 |
| James | 16 | 8 | 412 | 48 | 145 | .331 | 19 | 60 | .317 | 28 | 31 | .903 | 5 | 33 | 38 | 71 | 21 | 0 | 10 | 25 | 1 | 143 | 8.9 | 20 |
| Jamison | 30 | 24 | 1130 | 270 | 572 | .472 | 29 | 81 | .358 | 115 | 169 | .680 | 120 | 147 | 267 | 56 | 71 | 1 | 27 | 42 | 15 | 684 | 22.8 | 36 |
| McGee | 2 | 0 | 44 | 14 | 24 | .583 | 0 | 0 | --- | 3 | 6 | .500 | 8 | 5 | 13 | 3 | 6 | 0 | 1 | 0 | 3 | 31 | 15.5 | 18 |
| McGuire | 4 | 2 | 90 | 4 | 14 | .286 | 0 | 1 | .000 | 2 | 2 | 1.000 | 10 | 12 | 22 | 10 | 9 | 0 | 1 | 4 | 2 | 10 | 2.5 | 8 |
| Miller | 23 | 16 | 765 | 124 | 274 | .453 | 45 | 115 | .391 | 37 | 49 | .755 | 20 | 91 | 111 | 75 | 60 | 1 | 15 | 59 | 10 | 330 | 14.3 | 29 |
| Oberto | 13 | 4 | 173 | 14 | 28 | .500 | 0 | 0 | --- | 0 | 2 | .000 | 11 | 25 | 36 | 9 | 21 | 0 | 3 | 5 | 2 | 28 | 2.2 | 6 |
| Stevenson | 18 | 9 | 396 | 55 | 119 | .462 | 3 | 12 | .250 | 20 | 32 | .625 | 14 | 32 | 46 | 40 | 21 | 0 | 15 | 18 | 3 | 133 | 7.4 | 13 |
| Young | 4 | 0 | 73 | 19 | 29 | .655 | 4 | 7 | .571 | 8 | 10 | .800 | 1 | 4 | 5 | 2 | 6 | 0 | 2 | 6 | 1 | 50 | 12.5 | 22 |





LOS ANGELES LAKERS



Owner, President, Governor and Director Dr. Jerry H. Buss
Co-Owners Phillip F. Anschutz, Edward P. Roski, Jr.
Co-Owner, Vice President Earvin Johnson
Director Tim Leavette
Executive Vice President, CEO, Director Francis R. Mariani
Executive Vice President, Strategic Development Johnny Buss
Executive VP, Business Operations, Director Jeanie Buss
General Manager Mitch Kupchak
Vice President of Player Personnel Jim Buss
Assistant General Manager Ronnie Lester
Head Coach Phil Jackson
Assistant Coaches Jim Cleamons, Frank Hamblen, Brian Shaw
Special Assistant Coach Kareem Abdul-Jabbar, Craig Hodges
Basketball Consultant Tex Winter
Director, Scouting / Basketball Consultant Bill Bertka
Director of Basketball Administration Glenn Carraro
Director, Video Services / Scout Chris Bodaken
Video Coordinator Patrick O'Keefe
Special Consultants Walt Hazzard, Bill Sharman, Rudy Tomjanovich
Scouts Gary Boyson, Adam Filipi, Kevin Grevey, Bonnie-Jill Lafin, Irving Thomas, Gene Tormohlen, Ryan West
Athletic Trainer Gary Vitti
Director, Athletic Performance / Player Development Chip Schaefer
Athletic Performance Coordinator Alex McKeachie
Assistant Athletic Trainer Marco Nunez
Equipment Manager Rudy Garciduenas
Vice President, Public Relations John Black
Public Relations Alison Bogli, Josh Rupprecht, Nick Mazzella, Matt Flear
Home Court STAPLES Center (18,987)
Radio 710 AM ESPN Radio; Spero Dedes, Mychal Thompson
Spanish Radio 1330 AM, ESPN Deportes; Fernando Gonzalez, Pepe Mantilla
TV FS West, KCAL-TV, Joel Meyers, Stu Lantz

2009-10 vs. WIZARDS: Jan. 26 at Washington, Mar. 21 at Los Angeles

2008-09 FINISH: 65-17 (.793) First in Pacific Division

PLAYOFF RESULTS: Defeated Utah 4-1, Defeated Houston 4-3, Defeated Denver 4-2, Defeated Orlando 4-1

2008-09 SEASON SERIES WASHINGTON (0-2) VS. L.A. LAKERS

| PLAYER | G-GS | MIN | FG-FGA | PCT | 3FG-FGA | PCT | FT-FTA | PCT | OFF | DEF | TOT | AST | PF-DD | STL | TO | BLK | PTS | AVG | HI |
|------------------|------|-----|--------|-------|---------|-------|--------|-------|-----|-----|-----|-----|-------|-----|----|-----|-----|-------|-----|
| Butler | 2-2 | 71 | 15-32 | .469 | 2-6 | .333 | 6-7 | .857 | 7 | 5 | 12 | 10 | 6-0 | 4 | 6 | 0 | 38 | 19.0 | 26 |
| Jamison | 2-2 | 71 | 13-26 | .500 | 3-7 | .429 | 5-5 | 1.000 | 1 | 16 | 17 | 5 | 4-0 | 2 | 4 | 1 | 34 | 17.0 | 19 |
| McGee | 2-1 | 32 | 10-21 | .476 | 0-0 | --- | 6-6 | 1.000 | 7 | 4 | 11 | 0 | 4-0 | 2 | 3 | 2 | 26 | 13.0 | 18 |
| Blatche | 2-1 | 53 | 10-26 | .385 | 1-2 | .500 | 2-3 | .667 | 6 | 10 | 16 | 6 | 6-0 | 3 | 3 | 0 | 23 | 11.5 | 18 |
| Crittendon (TOT) | 1-0 | 16 | 3-7 | .429 | 0-0 | --- | 4-4 | 1.000 | 2 | 4 | 6 | 3 | 0-0 | 0 | 2 | 0 | 10 | 10.0 | 10 |
| Crittendon (WAS) | 1-0 | 16 | 3-7 | .429 | 0-0 | --- | 4-4 | 1.000 | 2 | 4 | 6 | 3 | 0-0 | 0 | 2 | 0 | 10 | 10.0 | 10 |
| Daniels | 1-0 | 30 | 3-7 | .429 | 1-2 | .500 | 3-4 | .750 | 0 | 3 | 3 | 4 | 2-0 | 1 | 0 | 0 | 10 | 10.0 | 10 |
| Young | 2-0 | 44 | 7-17 | .412 | 1-3 | .333 | 2-2 | 1.000 | 0 | 2 | 2 | 4 | 2-0 | 2 | 1 | 1 | 17 | 8.5 | 13 |
| Thomas | 1-0 | 14 | 1-2 | .500 | 0-0 | --- | 4-4 | 1.000 | 1 | 1 | 2 | 0 | 3-0 | 0 | 3 | 0 | 6 | 6.0 | 6 |
| James (TOT) | 2-1 | 38 | 5-13 | .385 | 0-4 | .000 | 0-1 | .000 | 1 | 2 | 3 | 6 | 4-0 | 0 | 2 | 0 | 10 | 5.0 | 8 |
| James (WAS) | 1-1 | 32 | 4-10 | .400 | 0-4 | .000 | 0-1 | .000 | 1 | 1 | 2 | 6 | 3-0 | 0 | 1 | 0 | 8 | 8.0 | 8 |
| Pecherov | 1-0 | 12 | 2-2 | 1.000 | 1-1 | 1.000 | 0-0 | --- | 4 | 1 | 5 | 0 | 2-0 | 1 | 0 | 0 | 5 | 5.0 | 5 |
| Songaila | 2-0 | 24 | 5-8 | .625 | 0-0 | --- | 0-0 | --- | 1 | 1 | 2 | 0 | 2-0 | 1 | 0 | 0 | 10 | 5.0 | 8 |
| McGuire | 2-1 | 50 | 1-5 | .200 | 0-0 | --- | 6-6 | 1.000 | 0 | 3 | 3 | 4 | 3-0 | 3 | 3 | 3 | 8 | 4.0 | 8 |
| Brown | 1-1 | 7 | 1-2 | .500 | 1-2 | .500 | 0-0 | --- | 0 | 0 | 0 | 0 | 1-0 | 0 | 0 | 0 | 3 | 3.0 | 3 |
| Stevenson | 1-1 | 24 | 1-4 | .250 | 1-3 | .333 | 0-3 | .000 | 0 | 2 | 2 | 6 | 3-0 | 2 | 3 | 1 | 3 | 3.0 | 3 |
| WIZARDS | 2 | 480 | 76-169 | .450 | 11-30 | .367 | 38-45 | .844 | 30 | 53 | 83 | 48 | 41-0 | 20 | 32 | 8 | 201 | 100.5 | 104 |
| LAKERS | 2 | 480 | 82-158 | .519 | 18-39 | .462 | 41-54 | .759 | 24 | 55 | 79 | 60 | 36-0 | 16 | 28 | 8 | 223 | 111.5 | 117 |

2008-09 SEASON SERIES LAKERS VS. WIZARDS

| PLAYER | G-GS | MIN | FG-FGA | PCT | 3FG-FGA | PCT | FT-FTA | PCT | OFF | DEF | TOT | AST | PF-DD | STL | TO | BLK | PTS | AVG | HI |
|------------|------|-----|--------|------|---------|------|--------|-------|-----|-----|-----|-----|-------|-----|----|-----|-----|-------|-----|
| Bynum | 2-2 | 63 | 16-23 | .696 | 0-0 | --- | 10-13 | .769 | 7 | 17 | 24 | 3 | 3-0 | 1 | 5 | 4 | 42 | 21.0 | 23 |
| Gasol | 2-2 | 65 | 14-23 | .609 | 0-0 | --- | 7-11 | .636 | 8 | 8 | 16 | 8 | 3-0 | 2 | 3 | 0 | 35 | 17.5 | 18 |
| Bryant | 2-2 | 63 | 9-28 | .321 | 1-4 | .250 | 15-16 | .938 | 2 | 9 | 11 | 12 | 4-0 | 0 | 2 | 0 | 34 | 17.0 | 23 |
| Radmanovic | 2-1 | 36 | 9-13 | .692 | 5-8 | .625 | 1-1 | 1.000 | 1 | 2 | 3 | 1 | 1-0 | 0 | 3 | 0 | 24 | 12.0 | 14 |
| Farmar | 1-0 | 26 | 4-10 | .400 | 3-4 | .750 | 0-0 | --- | 0 | 0 | 0 | 1 | 2-0 | 1 | 2 | 0 | 11 | 11.0 | 11 |
| Ariza | 2-0 | 50 | 8-14 | .571 | 2-6 | .333 | 1-2 | .500 | 3 | 3 | 6 | 6 | 2-0 | 4 | 1 | 1 | 19 | 9.5 | 10 |
| Odom | 2-0 | 42 | 8-12 | .667 | 2-3 | .667 | 1-4 | .250 | 0 | 8 | 8 | 6 | 5-0 | 0 | 2 | 1 | 19 | 9.5 | 16 |
| Fisher | 2-2 | 50 | 6-10 | .600 | 3-4 | .750 | 2-2 | 1.000 | 0 | 2 | 2 | 13 | 2-0 | 5 | 2 | 0 | 17 | 8.5 | 10 |
| Vujacic | 2-0 | 39 | 4-10 | .400 | 2-8 | .250 | 3-3 | 1.000 | 0 | 4 | 4 | 6 | 3-0 | 2 | 3 | 1 | 13 | 6.5 | 13 |
| Walton | 2-1 | 23 | 2-3 | .667 | 0-1 | .000 | 1-2 | .500 | 0 | 1 | 1 | 2 | 3-0 | 0 | 2 | 0 | 5 | 2.5 | 5 |
| Mihm | 1-0 | 9 | 1-4 | .250 | 0-0 | --- | 0-0 | --- | 1 | 0 | 1 | 2 | 0-0 | 0 | 1 | 1 | 2 | 2.0 | 2 |
| Powell | 1-0 | 9 | 1-5 | .200 | 0-0 | --- | 0-0 | --- | 2 | 1 | 3 | 0 | 2-0 | 1 | 2 | 0 | 2 | 2.0 | 2 |
| Sun | 1-0 | 5 | 0-3 | .000 | 0-1 | .000 | 0-0 | --- | 0 | 0 | 0 | 2 | 3-0 | 0 | 0 | 0 | 0 | 0.0 | 0 |
| LAKERS | 2 | 480 | 82-158 | .519 | 18-39 | .462 | 41-54 | .759 | 24 | 55 | 79 | 60 | 36-0 | 16 | 28 | 8 | 223 | 111.5 | 117 |
| WIZARDS | 2 | 480 | 76-169 | .450 | 11-30 | .367 | 38-45 | .844 | 30 | 53 | 83 | 48 | 41-0 | 20 | 32 | 8 | 201 | 100.5 | 104 |



LOS ANGELES LAKERS

555 N. NASH ST., EL SEGUNDO, CA 90245
PHONE: 310-426-6000 • WWW.LAKERS.COM

YEAR-BY-YEAR RECORD

| Season | Home | Road | Neutral | Total | Season | Home | Road | Neutral | Total |
|----------------|--------------|--------------|------------|---------------|---------|------|------|---------|-------|
| 1961-62 | 2-2 | 0-4 | 0-2 | 2-8 | 1985-86 | 0-1 | 0-1 | | 0-2 |
| 1962-63 | 2-3 | 1-4 | | 3-7 | 1986-87 | 0-1 | 1-0 | | 1-1 |
| 1963-64 | 3-2 | 0-4 | 0-1 | 3-7 | 1987-88 | 1-0 | 0-1 | | 1-1 |
| 1964-65 | 3-2 | 1-4 | | 4-6 | 1988-89 | 1-0 | 0-1 | | 1-1 |
| 1965-66 | 4-1 | 0-5 | | 4-6 | 1989-90 | 1-0 | 0-1 | | 1-1 |
| 1966-67 | 1-3 | 1-3 | 0-1 | 2-7 | 1990-91 | 0-1 | 0-1 | | 0-2 |
| 1967-68 | 2-2 | 1-2 | | 3-4 | 1991-92 | 0-1 | 1-0 | | 1-1 |
| 1968-69 | 2-1 | 1-2 | | 3-3 | 1992-93 | 0-1 | 0-1 | | 0-2 |
| 1969-70 | 1-2 | 3-0 | | 4-2 | 1993-94 | 1-0 | 0-1 | | 1-1 |
| 1970-71 | 1-2 | 1-1 | | 2-3 | 1994-95 | 0-1 | 0-1 | | 0-2 |
| 1971-72 | 0-1 | 1-2 | 0-1 | 1-4 | 1995-96 | 1-0 | 0-1 | | 1-1 |
| 1972-73 | 0-1 | 1-1 | 0-1 | 1-3 | 1996-97 | 0-1 | 0-1 | | 0-2 |
| 1973-74 | 1-1 | 1-1 | | 2-2 | 1997-98 | 1-0 | 0-1 | | 1-1 |
| 1974-75 | 2-0 | 1-1 | | 3-1 | 1998-99 | 0-0 | 0-0 | | 0-0 |
| 1975-76 | 2-0 | 1-1 | | 3-1 | 1999-00 | 1-0 | 0-1 | | 1-1 |
| 1976-77 | 0-2 | 0-2 | | 0-4 | 2000-01 | 0-1 | 0-1 | | 0-2 |
| 1977-78 | 2-0 | 0-2 | | 2-2 | 2001-02 | 0-1 | 0-1 | | 0-2 |
| 1978-79 | 2-0 | 0-2 | | 2-2 | 2002-03 | 1-0 | 0-1 | | 0-2 |
| 1979-80 | 1-0 | 0-1 | | 1-1 | 2003-04 | 0-1 | 0-1 | | 0-2 |
| 1980-81 | 1-0 | 0-1 | | 1-1 | 2004-05 | 1-0 | 1-0 | | 2-0 |
| 1981-82 | 0-1 | 0-1 | | 0-2 | 2005-06 | 1-0 | 0-1 | | 1-1 |
| 1982-83 | 1-0 | 0-1 | | 1-1 | 2006-07 | 0-1 | 1-0 | | 1-1 |
| 1983-84 | 1-0 | 0-1 | | 1-1 | 2007-08 | 0-1 | 0-1 | | 0-2 |
| 1984-85 | 1-0 | 0-1 | | 1-1 | 2008-09 | 0-1 | 0-1 | | 0-2 |
| Totals: | 45-39 | 18-66 | 0-6 | 63-111 | | | | | |

WIZARDS VS. LA LAKERS SERIES FACTS

| | |
|---|-----------------------|
| Wizards largest margin of victory: | 32 (129-97, 11/23/69) |
| Wizards high point total: | 147 (12/17/06, OT) |
| Wizards low point total: | 72 (3/9/91) |
| Lakers largest margin of victory: | 35 (129-94, 3/16/94) |
| Lakers high point total: | 151 (2/6/72) |
| Lakers low point total: | 81 (3/14/05) |

| | at WASHINGTON | at LOS ANGELES | OVERALL |
|--------------------------|-------------------|------------------------|-----------|
| Wizards last won: | 12/26/05 (94-91) | 12/17/06 (147-141, OT) | 12/17/06 |
| Lakers last won: | 12/5/08 (106-104) | 1/22/09 (117-97) | 1/22/09 |
| Wizards streak: | Last three | Last two | Last five |

WIZARDS CAREER THROUGH 2008-2009 VS. L.A. LAKERS

| PLAYER | FIELD GOALS | | | 3-POINT FG | | | FREE THROWS | | | REBOUNDS | | | AST | PF | DQ | STL | TO | BLK | PTS | AVG | HI | | | |
|------------|-------------|----|------|------------|-----|------|-------------|-----|------|----------|-----|-------|-----|-----|-----|-----|----|-----|-----|-----|----|-----|------|-----|
| | G | GS | MIN | FG | FGA | PCT | FG | FGA | PCT | FT | FTA | PCT | | | | | | | | | | OFF | DEF | TOT |
| Arenas | 12 | 12 | 504 | 104 | 248 | .419 | 31 | 89 | .348 | 110 | 132 | .833 | 11 | 56 | 67 | 60 | 38 | 1 | 13 | 41 | 4 | 349 | 29.1 | 60 |
| Blatche | 6 | 1 | 110 | 18 | 41 | .439 | 2 | 4 | .500 | 5 | 7 | .714 | 11 | 18 | 29 | 9 | 15 | 0 | 4 | 8 | 0 | 43 | 7.2 | 18 |
| Butler | 12 | 10 | 449 | 60 | 155 | .387 | 7 | 17 | .412 | 64 | 75 | .853 | 24 | 41 | 65 | 54 | 32 | 0 | 24 | 25 | 4 | 191 | 15.9 | 27 |
| Crittenton | 2 | 0 | 33 | 6 | 16 | .375 | 0 | 0 | --- | 4 | 4 | 1.000 | 2 | 6 | 8 | 3 | 2 | 0 | 1 | 2 | 0 | 16 | 8.0 | 10 |
| Foye | 8 | 4 | 223 | 35 | 94 | .372 | 9 | 27 | .333 | 22 | 26 | .846 | 3 | 17 | 20 | 29 | 19 | 0 | 9 | 17 | 2 | 101 | 12.6 | 27 |
| Haywood | 14 | 11 | 334 | 36 | 66 | .545 | 0 | 0 | --- | 22 | 38 | .579 | 37 | 38 | 75 | 16 | 48 | 2 | 7 | 11 | 19 | 94 | 6.7 | 16 |
| James | 17 | 6 | 440 | 69 | 168 | .411 | 22 | 58 | .379 | 15 | 24 | .625 | 6 | 23 | 29 | 75 | 49 | 0 | 17 | 32 | 1 | 175 | 10.3 | 26 |
| Jamison | 29 | 24 | 1035 | 192 | 433 | .443 | 22 | 72 | .306 | 97 | 140 | .693 | 73 | 138 | 211 | 51 | 73 | 1 | 16 | 47 | 16 | 503 | 17.3 | 51 |
| McGee | 2 | 1 | 32 | 10 | 21 | .476 | 0 | 0 | --- | 6 | 6 | 1.000 | 7 | 4 | 11 | 0 | 4 | 0 | 2 | 3 | 2 | 26 | 13.0 | 18 |
| McGuire | 4 | 1 | 64 | 3 | 8 | .375 | 0 | 0 | --- | 8 | 8 | 1.000 | 1 | 4 | 5 | 5 | 4 | 0 | 3 | 4 | 4 | 14 | 3.5 | 8 |
| Miller | 28 | 24 | 953 | 149 | 310 | .481 | 51 | 131 | .389 | 63 | 80 | .788 | 23 | 140 | 163 | 89 | 62 | 1 | 25 | 51 | 11 | 412 | 14.7 | 33 |
| Oberto | 12 | 6 | 160 | 11 | 19 | .579 | 0 | 0 | --- | 3 | 6 | .500 | 22 | 30 | 52 | 8 | 19 | 0 | 3 | 3 | 2 | 25 | 2.1 | 9 |
| Stevenson | 18 | 10 | 368 | 64 | 131 | .489 | 13 | 25 | .520 | 17 | 33 | .515 | 14 | 19 | 33 | 24 | 31 | 0 | 7 | 15 | 1 | 158 | 8.8 | 27 |
| Young | 4 | 0 | 105 | 22 | 43 | .512 | 6 | 10 | .600 | 8 | 9 | .889 | 2 | 5 | 7 | 8 | 8 | 0 | 2 | 2 | 2 | 58 | 14.5 | 27 |





MEMPHIS GRIZZLIES

Majority Owner.....Michael Heisley
 President, Hoops LP.....Gene Bartow
 General Manager/VP of Basketball Operations.....Chris Wallace
 Assistant General Manager.....Kenny Williamson
 Director of Player Personnel.....Tony Barone
 Vice President of Basketball Operations.....Dana Davis
 Director of Pro Personnel.....Mitchell Anderson
 Director of Scouting.....Tony Barone, Jr.
 Head Coach.....Lionel Hollins
 Assistant Coaches.....Johnny Davis, Henry Bibby, David Joergler, Barry Hecker,
 Damon Stoudamire
 Head Athletic Trainer.....Drew Graham
 Strength and Conditioning Coach.....Jason Biles
 Assistant Athletic Trainer.....Jim Scholler
 Video Coordinator.....Trish McGhee-Farris
 Assistant Video Coordinator.....Jason March
 Equipment Manager.....Charles Sweeney
 Assistant Equipment Manager.....Vince Ford
 Director of Basketball Media Relations.....Dustin Krugel
 Coordinator of Basketball Media Relations.....Ross Wooden
 Home Court.....FedExForum (18,119)
 Radio.....103.5 FM; Eric Hasseltine, Hank McDowell, Elliot Perry
 TV.....FS Tennessee/SportSouth; Pete Pratica, Sean Tuohy, Rob Fischer

2009-10 vs. WIZARDS: Dec. 28 at Memphis, Feb. 24 at Washington

2008-09 FINISH: 24-58 (.293) Fifth in Southwest Division **PLAYOFF RESULTS:** Failed to Qualify

2008-09 SEASON SERIES WASHINGTON (0-2) VS. MEMPHIS

| PLAYER | G-GS | MIN | FG-FGA | PCT | 3FG-FGA | PCT | FT-FTA | PCT | OFF | DEF | TOT | AST | PF-DO | STL | TO | BLK | PTS | AVG | HI |
|------------------|------|-----|--------|------|---------|------|--------|-------|-----|-----|-----|-----|-------|-----|----|-----|------|-------|-----|
| Jamison | 2-2 | 86 | 18-42 | .429 | 3-12 | .250 | 18-22 | .818 | 7 | 16 | 23 | 4 | 6-0 | 0 | 6 | 0 | 57 | 28.5 | 29 |
| Butler | 2-2 | 82 | 18-33 | .545 | 4-9 | .444 | 12-13 | .923 | 2 | 10 | 12 | 9 | 8-0 | 3 | 10 | 2 | 52 | 26.0 | 31 |
| Young | 2-0 | 53 | 11-23 | .478 | 4-9 | .444 | 3-3 | 1.000 | 1 | 2 | 3 | 4-0 | 2 | 1 | 0 | 29 | 14.5 | 16 | |
| Blatche | 1-1 | 27 | 5-12 | .417 | 0-0 | --- | 1-2 | .500 | 4 | 5 | 9 | 2 | 4-0 | 2 | 2 | 1 | 11 | 11.0 | 11 |
| Crittendon (TOT) | 2-1 | 62 | 8-14 | .571 | 0-0 | --- | 1-4 | .250 | 5 | 8 | 13 | 5 | 6-0 | 1 | 4 | 0 | 17 | 8.5 | 13 |
| Crittendon (WAS) | 2-1 | 62 | 8-14 | .571 | 0-0 | --- | 1-4 | .250 | 5 | 8 | 13 | 5 | 6-0 | 1 | 4 | 0 | 17 | 8.5 | 13 |
| Dixon | 1-0 | 9 | 3-4 | .750 | 0-0 | --- | 0-0 | --- | 0 | 0 | 1 | 1-0 | 0 | 1 | 0 | 6 | 6.0 | 6 | |
| McGee | 2-0 | 29 | 5-10 | .500 | 0-0 | --- | 1-1 | 1.000 | 4 | 5 | 9 | 0 | 8-0 | 2 | 0 | 3 | 11 | 5.5 | 11 |
| James (TOT) | 1-1 | 21 | 2-8 | .250 | 0-1 | .000 | 1-2 | .500 | 2 | 4 | 6 | 3 | 3-0 | 0 | 0 | 0 | 5 | 5.0 | 5 |
| James (WAS) | 1-1 | 21 | 2-8 | .250 | 0-1 | .000 | 1-2 | .500 | 2 | 4 | 6 | 3 | 3-0 | 0 | 0 | 0 | 5 | 5.0 | 5 |
| McGuire | 2-2 | 51 | 4-5 | .800 | 0-0 | --- | 0-0 | --- | 1 | 6 | 7 | 7 | 4-0 | 2 | 6 | 2 | 8 | 4.0 | 4 |
| Haywood | 1-0 | 24 | 1-6 | .167 | 0-0 | --- | 0-2 | .000 | 1 | 1 | 2 | 0 | 3-0 | 1 | 2 | 3 | 2.0 | 2 | |
| Pecherov | 1-0 | 7 | 0-2 | .000 | 0-1 | .000 | 2-2 | 1.000 | 2 | 0 | 2 | 0 | 1-0 | 0 | 0 | 0 | 2 | 2.0 | 2 |
| Songaïla | 2-1 | 29 | 2-5 | .400 | 0-0 | --- | 0-0 | --- | 1 | 2 | 3 | 4 | 5-0 | 0 | 1 | 0 | 4 | 2.0 | 2 |
| WIZARDS | 2 | 480 | 77-164 | .470 | 11-32 | .344 | 39-51 | .765 | 30 | 58 | 88 | 38 | 53-0 | 13 | 33 | 11 | 204 | 102.0 | 107 |
| GRIZZLIES | 2 | 480 | 78-160 | .488 | 15-32 | .469 | 54-67 | .806 | 22 | 54 | 76 | 44 | 43-1 | 24 | 23 | 7 | 225 | 112.5 | 113 |

2008-09 SEASON SERIES GRIZZLIES VS. WIZARDS

| PLAYER | G-GS | MIN | FG-FGA | PCT | 3FG-FGA | PCT | FT-FTA | PCT | OFF | DEF | TOT | AST | PF-DO | STL | TO | BLK | PTS | AVG | HI |
|------------|------|-----|--------|------|---------|------|--------|-------|-----|-----|-----|-----|-------|-----|----|-----|-----|-------|-----|
| Mayo | 2-2 | 86 | 19-42 | .452 | 3-9 | .333 | 10-11 | .909 | 0 | 3 | 3 | 11 | 4-0 | 2 | 4 | 0 | 51 | 25.5 | 33 |
| Gay | 2-2 | 81 | 17-31 | .548 | 5-8 | .625 | 9-12 | .750 | 3 | 11 | 14 | 2 | 7-0 | 5 | 4 | 0 | 48 | 24.0 | 25 |
| Gasol | 2-2 | 68 | 14-22 | .636 | 0-0 | --- | 12-17 | .706 | 9 | 11 | 20 | 5 | 9-1 | 4 | 4 | 1 | 40 | 20.0 | 22 |
| Conley | 2-2 | 77 | 10-21 | .476 | 5-8 | .625 | 11-11 | 1.000 | 0 | 7 | 7 | 11 | 4-0 | 6 | 3 | 2 | 36 | 18.0 | 22 |
| Warrick | 2-0 | 35 | 2-12 | .167 | 0-1 | .000 | 8-10 | .800 | 1 | 5 | 6 | 2 | 1-0 | 0 | 0 | 1 | 12 | 6.0 | 12 |
| Buckner | 2-0 | 34 | 4-6 | .667 | 2-4 | .500 | 1-2 | .500 | 2 | 6 | 8 | 5 | 7-0 | 2 | 2 | 0 | 11 | 5.5 | 9 |
| Arthur | 2-2 | 40 | 5-11 | .455 | 0-0 | --- | 0-0 | --- | 3 | 5 | 8 | 3 | 7-0 | 1 | 2 | 1 | 10 | 5.0 | 8 |
| Haddadi | 1-0 | 8 | 2-5 | .400 | 0-0 | --- | 1-2 | .500 | 3 | 1 | 4 | 0 | 1-0 | 0 | 0 | 1 | 5 | 5.0 | 5 |
| Milicic | 1-0 | 9 | 1-2 | .500 | 0-0 | --- | 2-2 | 1.000 | 0 | 1 | 1 | 0 | 0-0 | 1 | 0 | 0 | 4 | 4.0 | 4 |
| Jaric | 1-0 | 9 | 1-2 | .500 | 0-0 | --- | 0-0 | --- | 0 | 1 | 1 | 3 | 0-0 | 2 | 0 | 0 | 2 | 2.0 | 2 |
| Mihm (TOT) | 1-0 | 9 | 1-4 | .250 | 0-0 | --- | 0-0 | --- | 1 | 0 | 1 | 2 | 0-0 | 0 | 1 | 1 | 2 | 2.0 | 2 |
| Miles | 1-0 | 12 | 1-2 | .500 | 0-0 | --- | 0-0 | --- | 0 | 0 | 0 | 1 | 0-0 | 1 | 0 | 1 | 2 | 2.0 | 2 |
| Ross | 2-0 | 18 | 2-4 | .500 | 0-2 | .000 | 0-0 | --- | 1 | 3 | 4 | 1 | 2-0 | 0 | 1 | 0 | 4 | 2.0 | 4 |
| Lowry | 1-0 | 4 | 0-0 | --- | 0-0 | --- | 0-0 | --- | 0 | 0 | 0 | 0 | 1-0 | 0 | 0 | 0 | 0 | 0.0 | 0 |
| GRIZZLIES | 2 | 480 | 78-160 | .488 | 15-32 | .469 | 54-67 | .806 | 22 | 54 | 76 | 44 | 43-1 | 24 | 23 | 7 | 225 | 112.5 | 113 |
| WIZARDS | 2 | 480 | 77-164 | .470 | 11-32 | .344 | 39-51 | .765 | 30 | 58 | 88 | 38 | 53-0 | 13 | 33 | 11 | 204 | 102.0 | 107 |



MEMPHIS GRIZZLIES

191 BEALE STREET, MEMPHIS, TN 38103
PHONE: 901-205-1234 • WWW.GRIZZLIES.COM

YEAR-BY-YEAR RECORD

| Season | Home | Road | Neutral | Total | Season | Home | Road | Neutral | Total |
|---------|------|------|---------|-------|----------------|------------|-------------|---------|--------------|
| 1995-96 | 1-0 | 1-0 | | 2-0 | 2002-03 | 1-0 | 0-1 | | 1-1 |
| 1996-97 | 1-0 | 0-1 | | 1-1 | 2003-04 | 0-1 | 0-1 | | 0-2 |
| 1997-98 | 1-0 | 0-1 | | 1-1 | 2004-05 | 1-0 | 1-0 | | 2-0 |
| 1998-99 | 0-0 | 0-0 | | 0-0 | 2005-06 | 0-1 | 0-1 | | 0-2 |
| 1999-00 | 1-0 | 0-1 | | 1-1 | 2006-07 | 1-0 | 0-1 | | 1-1 |
| 2000-01 | 0-1 | 0-1 | | 0-2 | 2007-08 | 1-0 | 0-1 | | 1-1 |
| 2001-02 | 1-0 | 1-0 | | 2-0 | 2008-09 | 0-1 | 0-1 | | 0-2 |
| | | | | | Totals: | 9-4 | 3-10 | | 12-14 |

WIZARDS VS. MEMPHIS SERIES FACTS

| | |
|---|-------------------------|
| Wizards largest margin of victory: | 25 (102-77, 1/27/96) |
| Wizards high point total: | 118 (3x: last 11/24/07) |
| Wizards low point total: | 74 (11/23/02) |
| Grizzlies largest margin of victory: | 16 (113-97, 2/2/09) |
| Grizzlies high point total: | 124 (11/24/07) |
| Grizzlies low point total: | 77 (1/27/96) |

| | at WASHINGTON | at MEMPHIS | OVERALL |
|----------------------------|------------------|------------------|----------|
| Wizards last won: | 1/25/08 (104-93) | 11/3/04 (103-91) | 1/25/08 |
| Grizzlies last won: | 2/2/09 (113-97) | 4/1/09 (112-107) | 4/1/09 |
| Wizards streak: | Lost one | Lost four | Lost two |

WIZARDS CAREER THROUGH 2008-2009 VS. MEMPHIS

| PLAYER | FIELD GOALS | | | 3-POINT FG | | | FREE THROWS | | | REBOUNDS | | | AST | | | PF | | | DQ | | | STL | | | TO | | | BLK | | | PTS | | | AVG | | | HI | | |
|------------|-------------|----|------|------------|-----|------|-------------|-----|-------|----------|-----|-------|-----|-----|-----|-----|----|----|-----|----|-----|-----|------|----|----|--|--|-----|--|--|-----|--|--|-----|--|--|----|--|--|
| | G | GS | MIN | FG | FGA | PCT | FG | FGA | PCT | FT | FTA | PCT | OFF | DEF | TOT | AST | PF | DQ | STL | TO | BLK | PTS | AVG | HI | | | | | | | | | | | | | | | |
| Arenas | 12 | 11 | 414 | 67 | 173 | .387 | 16 | 48 | .333 | 60 | 73 | .822 | 5 | 37 | 42 | 77 | 34 | 0 | 23 | 27 | 1 | 210 | 17.5 | 37 | | | | | | | | | | | | | | | |
| Blatche | 5 | 1 | 64 | 10 | 26 | .385 | 0 | 2 | .000 | 1 | 2 | .500 | 6 | 10 | 16 | 3 | 8 | 0 | 4 | 5 | 3 | 21 | 4.2 | 11 | | | | | | | | | | | | | | | |
| Butler | 15 | 15 | 541 | 93 | 212 | .439 | 12 | 29 | .414 | 42 | 46 | .913 | 18 | 65 | 83 | 56 | 40 | 0 | 25 | 36 | 5 | 240 | 16.0 | 31 | | | | | | | | | | | | | | | |
| Crittenton | 4 | 1 | 75 | 11 | 19 | .579 | 1 | 1 | 1.000 | 1 | 4 | .250 | 6 | 9 | 15 | 7 | 9 | 0 | 2 | 7 | 0 | 24 | 6.0 | 13 | | | | | | | | | | | | | | | |
| Foye | 8 | 6 | 245 | 45 | 91 | .495 | 12 | 25 | .480 | 18 | 20 | .900 | 5 | 27 | 32 | 28 | 25 | 0 | 6 | 8 | 4 | 120 | 15.0 | 26 | | | | | | | | | | | | | | | |
| Haywood | 14 | 10 | 357 | 46 | 93 | .495 | 0 | 0 | --- | 28 | 48 | .583 | 48 | 52 | 100 | 11 | 43 | 1 | 5 | 25 | 23 | 120 | 8.6 | 17 | | | | | | | | | | | | | | | |
| James | 14 | 7 | 364 | 46 | 119 | .387 | 18 | 40 | .450 | 14 | 22 | .636 | 8 | 25 | 33 | 53 | 30 | 0 | 10 | 27 | 2 | 124 | 8.9 | 16 | | | | | | | | | | | | | | | |
| Jamison | 31 | 26 | 1102 | 254 | 541 | .470 | 27 | 86 | .314 | 105 | 142 | .739 | 86 | 154 | 240 | 57 | 94 | 1 | 32 | 68 | 9 | 640 | 20.6 | 41 | | | | | | | | | | | | | | | |
| McGee | 2 | 0 | 29 | 5 | 10 | .500 | 0 | 0 | --- | 1 | 1 | 1.000 | 4 | 5 | 9 | 0 | 8 | 0 | 2 | 0 | 3 | 11 | 5.5 | 11 | | | | | | | | | | | | | | | |
| McGuire | 4 | 2 | 61 | 4 | 6 | .667 | 0 | 0 | --- | 2 | 7 | .9 | 2 | 7 | 9 | 7 | 7 | 0 | 3 | 9 | 2 | 8 | 2.0 | 4 | | | | | | | | | | | | | | | |
| Miller | 7 | 5 | 198 | 33 | 74 | .446 | 11 | 30 | .367 | 23 | 25 | .920 | 4 | 29 | 33 | 19 | 18 | 0 | 5 | 5 | 2 | 100 | 14.3 | 26 | | | | | | | | | | | | | | | |
| Oberto | 13 | 7 | 205 | 21 | 42 | .500 | 0 | 0 | --- | 4 | 4 | 1.000 | 14 | 34 | 48 | 11 | 27 | 0 | 5 | 10 | 0 | 46 | 3.5 | 8 | | | | | | | | | | | | | | | |
| Stevenson | 19 | 10 | 385 | 61 | 130 | .469 | 4 | 9 | .444 | 16 | 29 | .552 | 13 | 48 | 61 | 30 | 23 | 0 | 13 | 17 | 4 | 142 | 7.5 | 22 | | | | | | | | | | | | | | | |
| Young | 4 | 0 | 84 | 14 | 32 | .438 | 6 | 12 | .500 | 6 | 7 | .857 | 1 | 4 | 5 | 4 | 7 | 0 | 3 | 3 | 0 | 40 | 10.0 | 16 | | | | | | | | | | | | | | | |





MIAMI HEAT



Managing General Partner.....Micky Arison
President.....Pat Riley
Senior Vice President, Basketball Operations.....Andy Elisburg
Vice President, Basketball Operations.....Nick Arison
Vice President, Player Personnel.....Chet Kammerer
Head Coach.....Eric Spoelstra
Assistant Coaches.....Bob McAdoo, Keith Askins, Ron Rothstein, David Fizdale, Chad Kammerer
Assistant Coach/Advance Scout.....Octavio De La Grana
Head Athletic Trainer/Travel Coordinator.....Jay Sabol
Assistant Coach/Strength & Conditioning.....Bill Foran
Assistant Athletic Trainer/Director of Rehab.....Rey Jaffet
Assistant Athletic Trainer/Head Equipment Manager.....David Parks
Neuromuscular Therapist.....Vinnie Aquilino
Vice President, Sports Media Relations.....Tim Donovan
Director of Sports Media Relations.....Rob Wilson
Assistant Director of Sports Media Relations.....Michael Lissack
Sports Media Relations Assistant.....Nick Maiorana
Home Court.....AmericanAirlines Arena (19,600)
Radio.....WINZ (940 AM); Mike Inglis, John Crotty
Spanish Radio.....WQBA (1140 AM); Jose Paneda
TV.....Sun Sports; Eric Reid, Tony Fiorentino, Jason Jackson

2009-10 vs. WIZARDS: Nov. 4 at Washington, Nov. 10 at Miami, Nov. 27 at Miami, Jan. 22 at Washington

2008-09 FINISH: 43-39 (.524) Third in Southeast Division **PLAYOFF RESULTS:** Lost to Atlanta 4-3

2008-09 SEASON SERIES WASHINGTON (0-4) VS. MIAMI

| PLAYER | G-GS | MIN | FG-FGA | PCT | 3FG-FGA | PCT | FT-FTA | PCT | OFF | DEF | TOT | AST | PF-DD | STL | TO | BLK | PTS | AVG | HI |
|------------------|------|-----|---------|------|---------|------|--------|-------|-----|-----|-----|-----|-------|-----|----|-----|-----|-------|-----|
| Jamison | 4-4 | 151 | 33-66 | .500 | 4-12 | .333 | 14-20 | .700 | 9 | 32 | 41 | 7 | 11-0 | 8 | 4 | 1 | 84 | 21.0 | 25 |
| Butler | 4-4 | 150 | 26-52 | .500 | 3-8 | .375 | 17-22 | .773 | 2 | 22 | 24 | 12 | 9-0 | 6 | 11 | 0 | 72 | 18.0 | 27 |
| Haywood | 1-1 | 35 | 7-12 | .583 | 0-0 | --- | 4-9 | .444 | 5 | 7 | 12 | 4 | 2-0 | 0 | 1 | 1 | 18 | 18.0 | 18 |
| Young | 4-0 | 85 | 12-31 | .387 | 1-4 | .250 | 9-11 | .818 | 3 | 2 | 5 | 3 | 6-0 | 3 | 7 | 0 | 34 | 8.5 | 13 |
| James (TOT) | 2-1 | 43 | 6-15 | .400 | 2-5 | .400 | 1-2 | .500 | 0 | 3 | 3 | 5 | 4-0 | 1 | 1 | 0 | 15 | 7.5 | 10 |
| James (WAS) | 1-1 | 32 | 2-8 | .250 | 1-4 | .250 | 0-0 | --- | 0 | 3 | 3 | 3 | 2-0 | 1 | 1 | 0 | 5 | 5.0 | 5 |
| McGee | 4-0 | 74 | 12-24 | .500 | 0-0 | --- | 2-5 | .400 | 4 | 12 | 16 | 2 | 6-0 | 1 | 5 | 2 | 26 | 6.5 | 13 |
| Crittenton (TOT) | 2-1 | 46 | 4-9 | .444 | 0-1 | .000 | 3-3 | 1.000 | 0 | 3 | 3 | 8 | 3-0 | 1 | 5 | 0 | 11 | 5.5 | 9 |
| Crittenton (WAS) | 2-1 | 46 | 4-9 | .444 | 0-1 | .000 | 3-3 | 1.000 | 0 | 3 | 3 | 8 | 3-0 | 1 | 5 | 0 | 11 | 5.5 | 9 |
| Stevenson | 2-2 | 50 | 2-11 | .182 | 1-6 | .167 | 6-8 | .750 | 0 | 2 | 2 | 5 | 5-0 | 1 | 4 | 0 | 11 | 5.5 | 8 |
| Dixon | 4-2 | 89 | 8-28 | .286 | 1-6 | .167 | 3-3 | 1.000 | 0 | 3 | 3 | 12 | 5-0 | 1 | 7 | 1 | 20 | 5.0 | 8 |
| Songaila | 4-1 | 57 | 9-21 | .429 | 0-0 | --- | 1-2 | .500 | 3 | 4 | 7 | 4 | 10-0 | 2 | 5 | 0 | 19 | 4.8 | 10 |
| Pecherov | 3-0 | 22 | 5-12 | .417 | 3-6 | .500 | 0-1 | .000 | 3 | 3 | 6 | 0 | 1-0 | 1 | 0 | 0 | 13 | 4.3 | 10 |
| Blatche | 3-0 | 42 | 4-13 | .308 | 0-0 | --- | 1-3 | .333 | 2 | 4 | 6 | 1 | 5-0 | 2 | 3 | 0 | 9 | 3.0 | 6 |
| Thomas | 2-2 | 26 | 3-7 | .429 | 0-0 | --- | 0-0 | --- | 0 | 4 | 4 | 0 | 2-0 | 1 | 2 | 1 | 6 | 3.0 | 4 |
| McGuire | 4-2 | 76 | 2-10 | .200 | 0-0 | --- | 5-7 | .714 | 6 | 13 | 19 | 7 | 6-0 | 2 | 3 | 2 | 9 | 2.3 | 6 |
| Brown | 2-0 | 25 | 1-3 | .333 | 0-1 | .000 | 0-0 | --- | 0 | 2 | 2 | 1 | 0-0 | 2 | 0 | 0 | 2 | 1.0 | 2 |
| WIZARDS | 4 | 960 | 130-307 | .423 | 14-48 | .292 | 65-94 | .691 | 37 | 116 | 153 | 69 | 73-0 | 32 | 59 | 8 | 339 | 84.8 | 104 |
| HEAT | 4 | 960 | 151-325 | .465 | 40-113 | .354 | 60-85 | .706 | 46 | 134 | 180 | 99 | 80-0 | 27 | 50 | 25 | 402 | 100.5 | 118 |

2008-09 SEASON SERIES HEAT VS. WIZARDS

| PLAYER | G-GS | MIN | FG-FGA | PCT | 3FG-FGA | PCT | FT-FTA | PCT | OFF | DEF | TOT | AST | PF-DD | STL | TO | BLK | PTS | AVG | HI |
|--------------|------|-----|---------|-------|---------|-------|--------|-------|-----|-----|-----|-----|-------|-----|----|-----|-----|-------|-----|
| Wade | 4-4 | 128 | 27-55 | .491 | 5-12 | .417 | 31-40 | .775 | 3 | 19 | 22 | 31 | 7-0 | 8 | 12 | 3 | 90 | 22.5 | 33 |
| O'Neal (TOT) | 1-1 | 29 | 8-13 | .615 | 0-0 | --- | 0-2 | .000 | 1 | 5 | 6 | 1 | 2-0 | 0 | 2 | 0 | 16 | 16.0 | 16 |
| O'Neal (MIA) | 1-1 | 29 | 8-13 | .615 | 0-0 | --- | 0-2 | .000 | 1 | 5 | 6 | 1 | 2-0 | 0 | 2 | 0 | 16 | 16.0 | 16 |
| Beasley | 4-2 | 101 | 24-50 | .480 | 1-6 | .167 | 5-7 | .714 | 6 | 15 | 21 | 6 | 14-0 | 4 | 5 | 3 | 54 | 13.5 | 19 |
| Haslem | 3-3 | 91 | 16-25 | .640 | 0-0 | --- | 7-8 | .875 | 5 | 22 | 27 | 4 | 8-0 | 1 | 3 | 4 | 39 | 13.0 | 14 |
| Mario | 2-2 | 70 | 12-25 | .480 | 0-2 | .000 | 0-0 | --- | 8 | 13 | 21 | 4 | 3-0 | 1 | 5 | 3 | 24 | 12.0 | 12 |
| Jones | 2-0 | 49 | 7-18 | .389 | 5-13 | .385 | 4-5 | .800 | 2 | 5 | 7 | 2 | 6-0 | 2 | 0 | 2 | 23 | 11.5 | 13 |
| Moon (TOT) | 1-1 | 20 | 5-5 | 1.000 | 1-1 | 1.000 | 0-0 | --- | 1 | 3 | 4 | 0 | 4-0 | 0 | 0 | 1 | 11 | 11.0 | 11 |
| Moon (MIA) | 1-1 | 20 | 5-5 | 1.000 | 1-1 | 1.000 | 0-0 | --- | 1 | 3 | 4 | 0 | 4-0 | 0 | 0 | 1 | 11 | 11.0 | 11 |
| Chalmers | 4-4 | 114 | 13-26 | .500 | 7-18 | .389 | 5-7 | .714 | 1 | 12 | 13 | 25 | 11-0 | 5 | 6 | 0 | 38 | 9.5 | 15 |
| Cook | 4-0 | 90 | 13-36 | .361 | 9-28 | .321 | 3-4 | .750 | 0 | 16 | 16 | 6 | 5-0 | 1 | 5 | 1 | 38 | 9.5 | 16 |
| Quinn | 4-0 | 93 | 11-29 | .379 | 5-15 | .333 | 2-2 | 1.000 | 2 | 5 | 7 | 14 | 2-0 | 2 | 1 | 0 | 29 | 7.3 | 10 |
| Diawara | 4-2 | 70 | 9-25 | .360 | 7-18 | .389 | 0-0 | --- | 1 | 6 | 7 | 4 | 5-0 | 1 | 2 | 0 | 25 | 6.3 | 16 |
| Magloire | 2-1 | 29 | 3-5 | .600 | 0-0 | --- | 1-4 | .250 | 5 | 3 | 8 | 1 | 4-0 | 0 | 2 | 1 | 7 | 3.5 | 5 |
| Anthony | 4-0 | 67 | 3-9 | .333 | 0-0 | --- | 2-6 | .333 | 11 | 8 | 19 | 1 | 8-0 | 2 | 2 | 7 | 8 | 2.0 | 3 |
| Banks | 1-0 | 5 | 0-2 | .000 | 0-0 | --- | 0-0 | --- | 0 | 2 | 2 | 0 | 1-0 | 0 | 1 | 0 | 0 | 0.0 | 0 |
| Blount | 1-0 | 5 | 0-2 | .000 | 0-0 | --- | 0-0 | --- | 0 | 0 | 0 | 0 | 0-0 | 0 | 1 | 0 | 0 | 0.0 | 0 |
| HEAT | 4 | 960 | 151-325 | .465 | 40-113 | .354 | 60-85 | .706 | 46 | 134 | 180 | 99 | 80-0 | 27 | 50 | 25 | 402 | 100.5 | 118 |
| WIZARDS | 4 | 960 | 130-307 | .423 | 14-48 | .292 | 65-94 | .691 | 37 | 116 | 153 | 69 | 73-0 | 32 | 59 | 8 | 339 | 84.8 | 104 |



MIAMI HEAT

601 BISCAYNE BOULEVARD, MIAMI, FL 33132
PHONE: 786-777-HEAT • WWW.HEAT.COM

YEAR-BY-YEAR RECORD

| Season | Home | Road | Neutral | Total | Season | Home | Road | Neutral | Total |
|---------|------|------|---------|-------|----------------|--------------|--------------|---------|--------------|
| 1988-89 | 1-0 | 1-0 | | 2-0 | 1999-00 | 0-2 | 0-2 | | 0-4 |
| 1989-90 | 1-1 | 2-1 | | 3-2 | 2000-01 | 0-2 | 0-2 | | 0-4 |
| 1990-91 | 2-1 | 0-2 | | 2-3 | 2001-02 | 1-1 | 1-1 | | 2-2 |
| 1991-92 | 0-2 | 0-3 | | 0-5 | 2002-03 | 2-0 | 1-1 | | 3-1 |
| 1992-93 | 3-0 | 0-2 | | 3-2 | 2003-04 | 0-2 | 0-2 | | 0-4 |
| 1993-94 | 1-1 | 0-2 | | 1-3 | 2004-05 | 0-2 | 0-2 | | 0-4 |
| 1994-95 | 0-2 | 1-2 | | 1-4 | 2005-06 | 0-2 | 0-2 | | 0-4 |
| 1995-96 | 2-0 | 0-2 | | 2-2 | 2006-07 | 1-1 | 0-2 | | 1-3 |
| 1996-97 | 0-2 | 1-1 | | 1-3 | 2007-08 | 2-0 | 2-0 | | 4-0 |
| 1997-98 | 1-1 | 1-1 | | 2-2 | 2008-09 | 0-2 | 0-2 | | 0-4 |
| 1998-99 | 0-2 | 0-1 | | 0-3 | Totals: | 17-26 | 10-33 | | 27-59 |

WIZARDS VS. MIAMI SERIES FACTS

Wizards largest margin of victory: 30 (95-65, 11/16/02)
Wizards high point total: 120 (4/23/93, OT)
Wizards low point total: 71 (1/28/09)
Heat largest margin of victory: 33 (113-80, 1/23/94)
Heat high point total: 128 (2x, last 12/30/05)
Heat low point total: 65 (11/16/02)

| | at WASHINGTON | at MIAMI | OVERALL |
|--------------------------|-----------------|------------------|-----------|
| Wizards last won: | 4/4/08 (109-95) | 3/21/08 (103-86) | 4/4/08 |
| Heat last won: | 4/4/09 (118-84) | 1/28/09 (93-71) | 4/4/09 |
| Wizards streak: | Lost two | Lost two | Lost four |

WIZARDS CAREER THROUGH 2008-2009 VS. MIAMI

| PLAYER | FIELD GOALS | | | 3-POINT FG | | | FREE THROWS | | | REBOUNDS | | | AST | | | PF | | | DQ | | | STL | | | TO | | | BLK | | | PTS | | | AVG | | | HI | | |
|------------|-------------|----|------|------------|-----|------|-------------|-----|------|----------|-----|-------|-----|-----|-----|-----|----|----|-----|----|-----|-----|------|----|----|--|--|-----|--|--|-----|--|--|-----|--|--|----|--|--|
| | G | GS | MIN | FG | FGA | PCT | FG | FGA | PCT | FT | FTA | PCT | OFF | DEF | TOT | AST | PF | DQ | STL | TO | BLK | PTS | AVG | HI | | | | | | | | | | | | | | | |
| Arenas | 17 | 15 | 637 | 113 | 280 | .404 | 36 | 108 | .333 | 108 | 132 | .818 | 16 | 48 | 64 | 91 | 49 | 1 | 22 | 59 | 2 | 370 | 21.8 | 47 | | | | | | | | | | | | | | | |
| Blatche | 13 | 1 | 211 | 36 | 66 | .545 | 2 | 8 | .250 | 17 | 23 | .739 | 16 | 26 | 42 | 8 | 25 | 0 | 5 | 10 | 8 | 91 | 7.0 | 18 | | | | | | | | | | | | | | | |
| Butler | 14 | 13 | 534 | 104 | 211 | .493 | 11 | 24 | .458 | 52 | 65 | .800 | 18 | 79 | 97 | 48 | 38 | 1 | 21 | 30 | 5 | 271 | 19.4 | 30 | | | | | | | | | | | | | | | |
| Crittenton | 2 | 1 | 46 | 4 | 9 | .444 | 0 | 1 | .000 | 3 | 3 | 1.000 | 0 | 3 | 3 | 8 | 3 | 0 | 1 | 5 | 0 | 11 | 5.5 | 9 | | | | | | | | | | | | | | | |
| Foye | 4 | 2 | 114 | 27 | 57 | .474 | 10 | 24 | .417 | 1 | 2 | .500 | 2 | 10 | 12 | 18 | 10 | 0 | 3 | 5 | 0 | 65 | 16.3 | 29 | | | | | | | | | | | | | | | |
| Haywood | 27 | 19 | 618 | 74 | 131 | .565 | 0 | 0 | --- | 49 | 75 | .653 | 74 | 84 | 158 | 22 | 81 | 1 | 9 | 31 | 33 | 197 | 7.3 | 18 | | | | | | | | | | | | | | | |
| James | 16 | 8 | 409 | 63 | 158 | .399 | 23 | 60 | .383 | 30 | 42 | .714 | 3 | 29 | 32 | 60 | 34 | 0 | 13 | 26 | 0 | 179 | 11.2 | 32 | | | | | | | | | | | | | | | |
| Jamison | 27 | 25 | 1010 | 198 | 444 | .446 | 27 | 90 | .300 | 87 | 114 | .763 | 55 | 183 | 238 | 40 | 72 | 2 | 27 | 45 | 16 | 510 | 18.9 | 31 | | | | | | | | | | | | | | | |
| McGee | 4 | 0 | 74 | 12 | 24 | .500 | 0 | 0 | --- | 2 | 5 | .400 | 4 | 12 | 16 | 2 | 6 | 0 | 1 | 5 | 2 | 26 | 6.5 | 13 | | | | | | | | | | | | | | | |
| McGuire | 8 | 2 | 109 | 3 | 16 | .188 | 0 | 0 | --- | 5 | 9 | .556 | 7 | 18 | 25 | 9 | 12 | 0 | 4 | 6 | 3 | 11 | 1.4 | 6 | | | | | | | | | | | | | | | |
| Miller | 20 | 16 | 669 | 99 | 209 | .474 | 40 | 94 | .426 | 51 | 69 | .739 | 17 | 94 | 111 | 73 | 49 | 1 | 17 | 51 | 2 | 289 | 14.5 | 31 | | | | | | | | | | | | | | | |
| Oberto | 8 | 3 | 100 | 9 | 16 | .563 | 0 | 0 | --- | 2 | 2 | 1.000 | 6 | 17 | 23 | 5 | 20 | 0 | 1 | 9 | 2 | 20 | 2.5 | 6 | | | | | | | | | | | | | | | |
| Stevenson | 26 | 20 | 667 | 87 | 213 | .408 | 21 | 64 | .328 | 37 | 51 | .725 | 10 | 47 | 57 | 66 | 48 | 0 | 18 | 31 | 3 | 232 | 8.9 | 26 | | | | | | | | | | | | | | | |
| Young | 6 | 0 | 108 | 16 | 39 | .410 | 3 | 8 | .375 | 9 | 13 | .692 | 3 | 2 | 5 | 4 | 11 | 0 | 3 | 8 | 0 | 44 | 7.3 | 13 | | | | | | | | | | | | | | | |





MILWAUKEE BUCKS



President.....Herb Kohl
 General Manager.....John Hammond
 Assistant General Manager.....Jeff Weltman
 Head Coach.....Scott Skiles
 Assistant Coaches.....Jim Boylan, Kelvin Sampson, Joe Wolf, Bill Peterson, Adrian Griffin
 Head Athletic Trainer.....Marc Boff
 Head Strength & Conditioning Coach.....Jeff Macy
 Assistant Athletic Trainer.....Scott Barthlame
 Equipment Manager.....Dwayne Wilson
 Director of Public Relations.....Dan Smyczek
 Coordinator of Public Relations.....Adam Rose
 Home Court.....Bradley Center (18,171)
 Radio.....WTMJ (620 AM); Ted Davis
 TV.....FSN Wisconsin; Jim Paschke, Jon McGlocklin

2009-10 vs. WIZARDS: Dec. 2 at Washington, Dec. 23 at Milwaukee, Mar. 3 at Milwaukee, Mar. 5 at Washington
 2008-09 FINISH: 34-48 (.415) Fifth in Central Division **PLAYOFF RESULTS:** Failed to Qualify

2008-09 SEASON SERIES WASHINGTON (0-3) VS. MILWAUKEE

| PLAYER | G-GS | MIN | FG-FGA | PCT | 3FG-FGA | PCT | FT-FTA | PCT | OFF | DEF | TOT | AST | PF-DO | STL | TO | BLK | PTS | AVG | HI |
|------------------|------|-----|---------|------|---------|------|--------|-------|-----|-----|-----|-----|-------|-----|----|-----|-----|-------|-----|
| Jamison | 3-3 | 119 | 24-49 | .490 | 3-10 | .300 | 14-23 | .609 | 9 | 18 | 27 | 3 | 8-0 | 7 | 5 | 3 | 65 | 21.7 | 25 |
| Young | 3-0 | 81 | 20-40 | .500 | 4-10 | .400 | 13-15 | .867 | 1 | 4 | 5 | 5 | 3-0 | 2 | 6 | 0 | 57 | 19.0 | 30 |
| Butler | 3-3 | 121 | 17-43 | .395 | 0-3 | .000 | 18-20 | .900 | 6 | 12 | 18 | 9 | 11-0 | 7 | 14 | 1 | 52 | 17.3 | 27 |
| Blatche | 3-2 | 70 | 8-16 | .500 | 0-1 | .000 | 7-8 | .875 | 5 | 7 | 12 | 5 | 9-0 | 1 | 6 | 4 | 23 | 7.7 | 10 |
| James (TOT) | 2-2 | 61 | 4-17 | .235 | 1-5 | .200 | 6-6 | 1.000 | 1 | 5 | 6 | 8 | 5-0 | 1 | 2 | 0 | 15 | 7.5 | 8 |
| James (WAS) | 2-2 | 61 | 4-17 | .235 | 1-5 | .200 | 6-6 | 1.000 | 1 | 5 | 6 | 8 | 5-0 | 1 | 2 | 0 | 15 | 7.5 | 8 |
| Songaila | 3-1 | 54 | 8-13 | .615 | 0-0 | --- | 6-7 | .857 | 1 | 5 | 6 | 1 | 9-0 | 1 | 4 | 2 | 22 | 7.3 | 9 |
| McGee | 3-0 | 41 | 7-12 | .583 | 0-0 | --- | 5-9 | .556 | 5 | 5 | 10 | 0 | 3-0 | 1 | 3 | 2 | 19 | 6.3 | 9 |
| Dixon | 2-0 | 39 | 5-11 | .455 | 1-4 | .250 | 1-1 | 1.000 | 0 | 1 | 1 | 8 | 5-0 | 2 | 3 | 0 | 12 | 6.0 | 10 |
| Stevenson | 1-1 | 37 | 2-8 | .250 | 1-7 | .143 | 1-2 | .500 | 1 | 3 | 4 | 3 | 1-0 | 2 | 2 | 0 | 6 | 6.0 | 6 |
| Crittendon (TOT) | 1-0 | 18 | 2-3 | .667 | 0-0 | --- | 0-0 | --- | 1 | 4 | 5 | 4 | 3-0 | 0 | 0 | 0 | 4 | 4.0 | 4 |
| Crittendon (WAS) | 1-0 | 18 | 2-3 | .667 | 0-0 | --- | 0-0 | --- | 1 | 4 | 5 | 4 | 3-0 | 0 | 0 | 0 | 4 | 4.0 | 4 |
| McGuire | 3-2 | 72 | 5-8 | .625 | 0-0 | --- | 0-2 | .000 | 5 | 12 | 17 | 9 | 7-0 | 1 | 1 | 4 | 10 | 3.3 | 6 |
| Daniels | 1-1 | 21 | 1-5 | .200 | 0-1 | .000 | 1-3 | .333 | 0 | 1 | 1 | 4 | 0-0 | 3 | 2 | 0 | 3 | 3.0 | 3 |
| Brown | 1-0 | 4 | 0-0 | --- | 0-0 | --- | 0-0 | --- | 1 | 0 | 1 | 0 | 1-0 | 0 | 1 | 0 | 0 | 0.0 | 0 |
| Pecherov | 2-0 | 5 | 0-1 | .000 | 0-0 | --- | 0-0 | --- | 0 | 0 | 0 | 0 | 2-0 | 0 | 0 | 0 | 0 | 0.0 | 0 |
| Thomas | 1-0 | 4 | 0-3 | .000 | 0-0 | --- | 0-0 | --- | 2 | 2 | 4 | 1 | 0-0 | 0 | 0 | 0 | 0 | 0.0 | 0 |
| WIZARDS | 3 | 745 | 103-229 | .450 | 10-41 | .244 | 72-96 | .750 | 38 | 79 | 117 | 60 | 67-0 | 28 | 50 | 16 | 288 | 96.0 | 104 |
| BUCKS | 3 | 745 | 124-249 | .498 | 21-54 | .389 | 49-64 | .766 | 35 | 83 | 118 | 92 | 80-0 | 22 | 47 | 15 | 318 | 106.0 | 112 |

2008-09 SEASON SERIES BUCKS VS. WIZARDS

| PLAYER | G-GS | MIN | FG-FGA | PCT | 3FG-FGA | PCT | FT-FTA | PCT | OFF | DEF | TOT | AST | PF-DO | STL | TO | BLK | PTS | AVG | HI |
|--------------|------|-----|---------|------|---------|------|--------|-------|-----|-----|-----|-----|-------|-----|----|-----|-----|-------|-----|
| Redd | 1-1 | 44 | 11-20 | .550 | 3-9 | .333 | 4-4 | 1.000 | 0 | 1 | 1 | 3 | 2-0 | 1 | 2 | 0 | 29 | 29.0 | 29 |
| Jefferson | 3-3 | 113 | 22-49 | .449 | 4-12 | .333 | 14-15 | .933 | 1 | 7 | 8 | 12 | 6-0 | 4 | 4 | 2 | 62 | 20.7 | 32 |
| Villanueva | 3-2 | 74 | 18-37 | .486 | 5-8 | .625 | 6-8 | .750 | 6 | 10 | 16 | 5 | 12-0 | 2 | 5 | 2 | 47 | 15.7 | 25 |
| Bogut | 2-2 | 76 | 13-19 | .684 | 0-0 | --- | 2-7 | .286 | 6 | 17 | 23 | 5 | 10-0 | 3 | 6 | 3 | 28 | 14.0 | 18 |
| Rhodes | 3-2 | 101 | 11-30 | .367 | 4-11 | .364 | 13-16 | .813 | 1 | 10 | 11 | 29 | 8-0 | 3 | 7 | 1 | 39 | 13.0 | 20 |
| Mbah a Moute | 3-2 | 103 | 17-26 | .654 | 0-0 | --- | 4-5 | .800 | 9 | 16 | 25 | 6 | 9-0 | 2 | 7 | 1 | 38 | 12.7 | 17 |
| Sessions | 3-1 | 79 | 16-32 | .500 | 0-1 | .000 | 6-9 | .667 | 2 | 3 | 5 | 22 | 7-0 | 2 | 4 | 1 | 38 | 12.7 | 22 |
| Bogans (TOT) | 2-0 | 27 | 7-11 | .636 | 5-8 | .625 | 0-0 | --- | 0 | 3 | 3 | 3 | 3-0 | 2 | 1 | 1 | 19 | 9.5 | 13 |
| Bogans (MIL) | 1-0 | 9 | 2-3 | .667 | 2-3 | .667 | 0-0 | --- | 0 | 2 | 2 | 0 | 2-0 | 0 | 0 | 1 | 6 | 6.0 | 6 |
| Bell | 2-1 | 56 | 6-14 | .429 | 3-9 | .333 | 0-0 | --- | 2 | 1 | 3 | 4 | 7-0 | 2 | 2 | 1 | 15 | 7.5 | 12 |
| Gadzuric | 3-0 | 34 | 5-6 | .833 | 0-0 | --- | 0-0 | --- | 2 | 10 | 12 | 1 | 9-0 | 3 | 2 | 1 | 10 | 3.3 | 10 |
| Allen | 3-0 | 23 | 2-7 | .286 | 0-0 | --- | 0-0 | --- | 4 | 3 | 7 | 3 | 4-0 | 0 | 2 | 0 | 4 | 1.3 | 2 |
| Elson | 2-1 | 20 | 1-3 | .333 | 0-0 | --- | 0-0 | --- | 0 | 2 | 2 | 1 | 1-0 | 0 | 3 | 1 | 2 | 1.0 | 2 |
| Alexander | 2-0 | 9 | 0-2 | .000 | 0-0 | --- | 0-0 | --- | 2 | 1 | 3 | 1 | 2-0 | 0 | 0 | 1 | 0 | 0.0 | 0 |
| Jones | 1-0 | 1 | 0-0 | --- | 0-0 | --- | 0-0 | --- | 0 | 0 | 0 | 0 | 0-0 | 0 | 0 | 0 | 0 | 0.0 | 0 |
| Lue | 1-0 | 2 | 0-1 | .000 | 0-1 | .000 | 0-0 | --- | 0 | 0 | 0 | 0 | 1-0 | 0 | 0 | 0 | 0 | 0.0 | 0 |
| BUCKS | 3 | 745 | 124-249 | .498 | 21-54 | .389 | 49-64 | .766 | 35 | 83 | 118 | 92 | 80-0 | 22 | 47 | 15 | 318 | 106.0 | 112 |
| WIZARDS | 3 | 745 | 103-229 | .450 | 10-41 | .244 | 72-96 | .750 | 38 | 79 | 117 | 60 | 67-0 | 28 | 50 | 16 | 288 | 96.0 | 104 |



MILWAUKEE BUCKS

1001 N. FOURTH STREET, MILWAUKEE, WI 53203
PHONE: 414-227-0500 • WWW.BUCKS.COM

YEAR-BY-YEAR RECORD

| Season | Home | Road | Neutral | Total | Season | Home | Road | Neutral | Total |
|---------|------|------|---------|-------|----------------|--------------|--------------|------------|---------------|
| 1968-69 | 3-0 | 2-1 | | 5-1 | 1989-90 | 1-1 | 0-2 | | 1-3 |
| 1969-70 | 2-1 | 1-2 | | 3-3 | 1990-91 | 1-1 | 0-2 | | 1-3 |
| 1970-71 | 1-1 | 0-3 | | 1-4 | 1991-92 | 1-1 | 0-2 | | 1-3 |
| 1971-72 | 0-2 | 0-2 | 0-1 | 0-5 | 1992-93 | 2-0 | 1-1 | | 3-1 |
| 1972-73 | 1-0 | 1-1 | 1-0 | 2-2 | 1993-94 | 2-0 | 1-1 | | 3-1 |
| 1973-74 | 1-1 | 0-2 | | 1-3 | 1994-95 | 1-1 | 0-2 | | 1-3 |
| 1974-75 | 2-0 | 2-0 | | 4-0 | 1995-96 | 2-0 | 1-1 | | 3-1 |
| 1975-76 | 1-1 | 1-1 | | 2-2 | 1996-97 | 1-1 | 2-0 | | 3-1 |
| 1976-77 | 2-0 | 1-1 | | 3-1 | 1997-98 | 0-1 | 2-0 | | 2-1 |
| 1977-78 | 0-2 | 1-1 | | 1-3 | 1998-99 | 1-0 | 0-2 | | 1-2 |
| 1978-79 | 1-1 | 2-0 | | 3-1 | 1999-00 | 1-1 | 0-2 | | 1-3 |
| 1979-80 | 1-0 | 0-1 | | 1-1 | 2000-01 | 1-1 | 0-2 | | 1-3 |
| 1980-81 | 1-2 | 0-2 | | 1-4 | 2001-02 | 1-1 | 0-2 | | 1-3 |
| 1981-82 | 1-1 | 1-2 | | 2-3 | 2002-03 | 1-1 | 0-1 | | 1-2 |
| 1982-83 | 2-1 | 1-2 | | 3-3 | 2003-04 | 0-2 | 1-1 | | 1-3 |
| 1983-84 | 1-2 | 0-3 | | 1-5 | 2004-05 | 2-0 | 1-1 | | 3-1 |
| 1984-85 | 1-2 | 1-2 | | 2-4 | 2005-06 | 1-1 | 0-1 | | 1-2 |
| 1985-86 | 2-1 | 0-3 | | 2-4 | 2006-07 | 2-0 | 1-1 | | 3-1 |
| 1986-87 | 0-3 | 1-1 | | 1-4 | 2007-08 | 1-1 | 1-1 | | 2-2 |
| 1987-88 | 1-1 | 0-3 | | 1-4 | 2008-09 | 0-1 | 0-2 | | 0-3 |
| 1988-89 | 1-2 | 0-2 | | 1-4 | Totals: | 46-40 | 26-62 | 1-1 | 73-103 |

WIZARDS VS. MILWAUKEE SERIES FACTS

| | |
|---|-----------------------|
| Wizards largest margin of victory: | 31 (110-79, 12/22/97) |
| Wizards high point total: | 138 (11/15/78) |
| Wizards low point total: | 78 (3/2/84) |
| Bucks largest margin of victory: | 52 (151-99, 1/10/71) |
| Bucks high point total: | 151 (1/10/71) |
| Bucks low point total: | 77 (2x, last 1/4/08) |

| | | | |
|--------------------------|----------------------|---------------------|----------------|
| | at WASHINGTON | at MILWAUKEE | OVERALL |
| Wizards last won: | 3/11/08 (105-97) | 1/4/08 (101-77) | 3/11/08 |
| Bucks last won: | 1/12/09 (97-91) | 2/28/09 (109-93) | 2/28/09 |
| Wizards streak: | Lost two | Lost four | Lost three |


WIZARDS CAREER THROUGH 2008-2009 VS. MILWAUKEE

| PLAYER | FIELD GOALS | | | 3-POINT FG | | | FREE THROWS | | | REBOUNDS | | | AST | PF | DQ | STL | TO | BLK | PTS | AVG | HI | | | |
|------------|-------------|----|-----|------------|-----|------|-------------|-----|------|----------|-----|------|-----|-----|-----|-----|----|-----|-----|-----|----|-----|------|-----|
| | G | GS | MIN | FG | FGA | PCT | FG | FGA | PCT | FT | FTA | PCT | | | | | | | | | | OFF | DEF | TOT |
| Arenas | 18 | 16 | 701 | 136 | 332 | .410 | 44 | 123 | .358 | 86 | 109 | .789 | 19 | 58 | 77 | 113 | 61 | 0 | 36 | 61 | 7 | 402 | 22.3 | 43 |
| Blatche | 10 | 2 | 176 | 32 | 55 | .582 | 1 | 3 | .333 | 15 | 22 | .682 | 16 | 28 | 44 | 9 | 25 | 0 | 6 | 12 | 12 | 80 | 8.0 | 15 |
| Butler | 20 | 19 | 752 | 146 | 295 | .495 | 16 | 43 | .372 | 76 | 91 | .835 | 41 | 81 | 122 | 59 | 63 | 0 | 38 | 44 | 7 | 384 | 19.2 | 40 |
| Crittendon | 3 | 0 | 31 | 3 | 7 | .429 | 0 | 0 | --- | 3 | 4 | .750 | 1 | 5 | 6 | 5 | 3 | 0 | 0 | 2 | 0 | 9 | 3.0 | 5 |
| Foye | 5 | 3 | 135 | 26 | 51 | .510 | 8 | 19 | .421 | 10 | 14 | .714 | 2 | 6 | 8 | 14 | 15 | 0 | 1 | 8 | 3 | 70 | 14.0 | 32 |
| Haywood | 22 | 16 | 469 | 58 | 107 | .542 | 0 | 0 | --- | 41 | 72 | .569 | 55 | 69 | 124 | 10 | 52 | 0 | 8 | 20 | 30 | 157 | 7.1 | 15 |
| James | 16 | 13 | 450 | 63 | 157 | .401 | 23 | 67 | .343 | 20 | 21 | .952 | 4 | 39 | 43 | 77 | 42 | 0 | 11 | 33 | 0 | 169 | 10.6 | 28 |
| Jamison | 26 | 23 | 970 | 206 | 425 | .485 | 30 | 82 | .366 | 94 | 130 | .723 | 57 | 130 | 187 | 38 | 56 | 0 | 35 | 51 | 7 | 536 | 20.6 | 40 |
| McGee | 3 | 0 | 41 | 7 | 12 | .583 | 0 | 0 | --- | 5 | 9 | .556 | 5 | 5 | 10 | 0 | 3 | 0 | 1 | 3 | 2 | 19 | 6.3 | 9 |
| McGuire | 6 | 2 | 103 | 6 | 9 | .667 | 0 | 0 | --- | 0 | 2 | .000 | 8 | 13 | 21 | 12 | 11 | 0 | 2 | 3 | 5 | 12 | 2.0 | 6 |
| Miller | 15 | 12 | 577 | 100 | 225 | .444 | 37 | 97 | .381 | 36 | 44 | .818 | 17 | 70 | 87 | 48 | 37 | 0 | 9 | 25 | 6 | 273 | 16.1 | 32 |
| Oberto | 5 | 3 | 79 | 7 | 9 | .778 | 0 | 0 | --- | 3 | 5 | .600 | 10 | 12 | 22 | 5 | 15 | 0 | 1 | 1 | 0 | 17 | 3.4 | 8 |
| Stevenson | 20 | 17 | 567 | 61 | 155 | .394 | 11 | 35 | .314 | 32 | 45 | .711 | 11 | 38 | 49 | 59 | 35 | 1 | 14 | 38 | 3 | 165 | 8.3 | 17 |
| Young | 7 | 0 | 143 | 34 | 66 | .515 | 6 | 15 | .400 | 17 | 19 | .895 | 2 | 10 | 12 | 8 | 11 | 0 | 7 | 13 | 0 | 91 | 13.0 | 30 |





MINNESOTA TIMBERWOLVES



OwnerGlen Taylor
 Chief Executive OfficerRob Moor
 President.....Chris Wright
 General Manager.....Jim Stack
 Assistant General Managers.....Fred Hoiberg, Rob Babcock
 Director of Player PersonnelZarko Durisic
 Head Coach.....Kurt Rambis
 Assistant Coaches.....Dave Wohl, Bill Laimbeer, Reggie Theus, John-Blair Bickerstaff
 Advance ScoutBrent Haskins
 Video Coordinator.....Mike Lindahl
 Head Athletic Trainer.....Gregg Farnam
 Strength & Conditioning Coach.....Dave Vitel
 Physical Therapist.....Andre Deloya
 Director of Public RelationsMike Cristaldi
 Public Relations Assistant ManagerMark Rosenberg
 Public Relations CoordinatorDan Bell
 Home Court.....Target Center (19,356)
 Radio.....KFAN AM 1130; Alan Horton
 TV.....KSTC-TV (Channel 45), Fox Sports Net North (Cable); Tom Hanneman, Jim Petersen

2009-10 vs. WIZARDS: Dec. 26 at Minnesota, Feb. 17 at Washington

2008-09 FINISH: 24-58 (.293) Fourth in Northwest Division **PLAYOFF RESULTS:** Failed to Qualify

2008-09 SEASON SERIES WASHINGTON (2-0) VS. MINNESOTA

| PLAYER | G-GS | MIN | FG-FGA | PCT | 3FG-FGA | PCT | FT-FTA | PCT | OFF | DEF | TOT | AST | PF-DQ | STL | TO | BLK | PTS | AVG | HI |
|------------------|------|-----|--------|------|---------|------|--------|-------|-----|-----|-----|-----|-------|-----|----|-----|-----|-------|-----|
| Jamison | 2-2 | 79 | 19-36 | .528 | 1-5 | .200 | 16-20 | .800 | 3 | 12 | 15 | 3 | 7-0 | 0 | 9 | 0 | 55 | 27.5 | 29 |
| Butler | 2-2 | 78 | 16-34 | .471 | 1-4 | .250 | 11-12 | .917 | 4 | 11 | 15 | 12 | 3-0 | 5 | 3 | 1 | 44 | 22.0 | 27 |
| Songaila | 2-2 | 50 | 13-16 | .813 | 0-0 | --- | 5-6 | .833 | 3 | 7 | 10 | 2 | 5-0 | 2 | 2 | 1 | 31 | 15.5 | 19 |
| James (TOT) | 1-1 | 27 | 4-10 | .400 | 4-6 | .667 | 3-4 | .750 | 0 | 0 | 0 | 4 | 2-0 | 0 | 0 | 0 | 15 | 15.0 | 15 |
| James (WAS) | 1-1 | 27 | 4-10 | .400 | 4-6 | .667 | 3-4 | .750 | 0 | 0 | 0 | 4 | 2-0 | 0 | 0 | 0 | 15 | 15.0 | 15 |
| Blatche | 2-0 | 51 | 8-16 | .500 | 0-3 | .000 | 4-6 | .667 | 5 | 7 | 12 | 3 | 6-0 | 2 | 4 | 3 | 20 | 10.0 | 14 |
| Dixon | 1-0 | 24 | 3-6 | .500 | 0-0 | --- | 3-4 | .750 | 0 | 6 | 6 | 4 | 2-0 | 1 | 1 | 1 | 9 | 9.0 | 9 |
| McGuire | 2-2 | 63 | 7-13 | .538 | 0-1 | .000 | 4-6 | .667 | 2 | 15 | 17 | 3 | 5-0 | 2 | 1 | 3 | 18 | 9.0 | 10 |
| Crittendon (TOT) | 2-1 | 51 | 5-10 | .500 | 0-0 | --- | 3-4 | .750 | 3 | 4 | 7 | 6 | 4-0 | 0 | 2 | 1 | 13 | 6.5 | 11 |
| Crittendon (WAS) | 2-1 | 51 | 5-10 | .500 | 0-0 | --- | 3-4 | .750 | 3 | 4 | 7 | 6 | 4-0 | 0 | 2 | 1 | 13 | 6.5 | 11 |
| Young | 2-0 | 30 | 3-11 | .273 | 1-4 | .250 | 2-5 | .400 | 0 | 4 | 4 | 1 | 2-0 | 0 | 2 | 0 | 9 | 4.5 | 8 |
| McGee | 2-0 | 25 | 3-4 | .750 | 0-0 | --- | 1-1 | 1.000 | 1 | 3 | 4 | 1 | 5-0 | 2 | 3 | 3 | 7 | 3.5 | 4 |
| WIZARDS | 2 | 480 | 81-156 | .519 | 7-23 | .304 | 52-68 | .765 | 21 | 69 | 90 | 39 | 41-0 | 14 | 28 | 13 | 221 | 110.5 | 111 |
| TIMBERWOLVES | 2 | 480 | 72-171 | .421 | 13-46 | .283 | 45-54 | .833 | 26 | 56 | 82 | 39 | 51-0 | 17 | 23 | 8 | 202 | 101.0 | 103 |

2008-09 SEASON SERIES MINNESOTA VS. WIZARDS

| PLAYER | G-GS | MIN | FG-FGA | PCT | 3FG-FGA | PCT | FT-FTA | PCT | OFF | DEF | TOT | AST | PF-DQ | STL | TO | BLK | PTS | AVG | HI |
|----------------|------|-----|--------|------|---------|-------|--------|-------|-----|-----|-----|-----|-------|-----|----|-----|-----|-------|-----|
| Foye | 2-2 | 76 | 14-35 | .400 | 0-7 | .000 | 10-12 | .833 | 4 | 3 | 7 | 10 | 6-0 | 1 | 2 | 0 | 38 | 19.0 | 23 |
| Miller | 2-2 | 77 | 11-22 | .500 | 4-12 | .333 | 8-10 | .800 | 2 | 15 | 17 | 11 | 5-0 | 1 | 4 | 4 | 34 | 17.0 | 18 |
| Gomes | 2-2 | 68 | 13-35 | .371 | 3-8 | .375 | 4-4 | 1.000 | 5 | 6 | 11 | 3 | 7-0 | 2 | 1 | 0 | 33 | 16.5 | 18 |
| Love | 2-2 | 60 | 10-21 | .476 | 0-0 | --- | 13-15 | .867 | 9 | 13 | 22 | 0 | 6-0 | 3 | 2 | 1 | 33 | 16.5 | 17 |
| Telfair | 2-2 | 72 | 11-24 | .458 | 3-10 | .300 | 4-5 | .800 | 2 | 3 | 5 | 8 | 7-0 | 2 | 2 | 1 | 29 | 14.5 | 18 |
| Cardinal | 2-0 | 35 | 3-4 | .750 | 1-2 | .500 | 4-4 | 1.000 | 0 | 7 | 7 | 3 | 5-0 | 3 | 3 | 1 | 11 | 5.5 | 7 |
| Carney | 2-0 | 25 | 4-12 | .333 | 1-5 | .200 | 1-2 | .500 | 2 | 3 | 5 | 0 | 5-0 | 1 | 1 | 1 | 10 | 5.0 | 7 |
| Williams (TOT) | 1-0 | 17 | 2-3 | .667 | 0-0 | --- | 1-2 | .500 | 2 | 3 | 5 | 0 | 3-0 | 2 | 2 | 0 | 5 | 5.0 | 5 |
| McCants | 1-0 | 8 | 1-5 | .200 | 0-1 | .000 | 1-2 | .500 | 1 | 0 | 1 | 1 | 2-0 | 1 | 1 | 0 | 3 | 3.0 | 3 |
| Smith | 2-0 | 35 | 3-9 | .333 | 0-0 | --- | 0-0 | --- | 0 | 2 | 2 | 3 | 4-0 | 3 | 5 | 0 | 6 | 3.0 | 4 |
| Ollie | 1-0 | 6 | 1-2 | .500 | 0-0 | --- | 0-0 | --- | 0 | 2 | 2 | 0 | 1-0 | 0 | 0 | 0 | 2 | 2.0 | 2 |
| Brown (TOT) | 2-0 | 18 | 1-6 | .167 | 1-2 | .500 | 0-0 | --- | 1 | 2 | 3 | 1 | 1-0 | 1 | 0 | 0 | 3 | 1.5 | 3 |
| Brown (MIN) | 1-0 | 9 | 1-2 | .500 | 1-1 | 1.000 | 0-0 | --- | 1 | 1 | 2 | 0 | 1-0 | 0 | 0 | 0 | 3 | 3.0 | 3 |
| Madsen | 1-0 | 9 | 0-0 | --- | 0-0 | --- | 0-0 | --- | 0 | 1 | 1 | 0 | 2-0 | 0 | 1 | 0 | 0 | 0.0 | 0 |
| TIMBERWOLVES | 2 | 480 | 72-171 | .421 | 13-46 | .283 | 45-54 | .833 | 26 | 56 | 82 | 39 | 51-0 | 17 | 23 | 8 | 202 | 101.0 | 103 |
| WIZARDS | 2 | 480 | 81-156 | .519 | 7-23 | .304 | 52-68 | .765 | 21 | 69 | 90 | 39 | 41-0 | 14 | 28 | 13 | 221 | 110.5 | 111 |



MINNESOTA TIMBERWOLVES

600 FIRST AVE. NORTH, MINNEAPOLIS, MN 55403
PHONE: 612-673-1600 • WWW.TIMBERWOLVES.COM

YEAR-BY-YEAR RECORD

| Season | Home | Road | Neutral | Total | Season | Home | Road | Neutral | Total |
|---------|------|------|---------|-------|----------------|-------------|-------------|---------|--------------|
| 1989-90 | 1-0 | 0-1 | | 1-1 | 1999-00 | 1-0 | 1-0 | | 2-0 |
| 1990-91 | 0-1 | 1-0 | | 1-1 | 2000-01 | 1-0 | 0-1 | | 1-1 |
| 1991-92 | 1-0 | 1-0 | | 2-0 | 2001-02 | 0-1 | 0-1 | | 0-2 |
| 1992-93 | 0-1 | 1-0 | | 1-1 | 2002-03 | 0-1 | 0-1 | | 0-2 |
| 1993-94 | 1-0 | 1-0 | | 2-0 | 2003-04 | 0-1 | 0-1 | | 0-2 |
| 1994-95 | 0-1 | 1-0 | | 1-1 | 2004-05 | 1-0 | 0-1 | | 1-1 |
| 1995-96 | 1-0 | 1-0 | | 2-0 | 2005-06 | 1-0 | 0-1 | | 1-1 |
| 1996-97 | 1-0 | 0-1 | | 1-1 | 2006-07 | 1-0 | 0-1 | | 1-1 |
| 1997-98 | 1-0 | 1-0 | | 2-0 | 2007-08 | 1-0 | 1-0 | | 2-0 |
| 1998-99 | 0-0 | 0-0 | | 0-0 | 2008-09 | 1-0 | 1-0 | | 2-0 |
| | | | | | Totals: | 13-6 | 10-9 | | 23-15 |

WIZARDS VS. MINNESOTA SERIES FACTS

| | |
|--|-----------------------|
| Wizards largest margin of victory: | 16 (105-89, 11/16/07) |
| Wizards high point total: | 119 (11/13/91, OT) |
| Wizards low point total: | 73 (4/2/04) |
| Timberwolves largest margin of victory: | 35 (109-74, 12/26/04) |
| Timberwolves high point total: | 115 (3/13/92) |
| Timberwolves low point total: | 78 (2/21/06) |

| | at WASHINGTON | at MINNESOTA | OVERALL |
|-------------------------------|-------------------|-------------------|----------|
| Wizards last won: | 2/17/09 (111-103) | 11/16/07 (105-89) | 3/9/09 |
| Timberwolves last won: | 12/12/03 (110-91) | 2/25/07 (98-94) | 2/25/07 |
| Wizards streak: | Won five | Won two | Won four |


WIZARDS CAREER THROUGH 2008-2009 VS. MINNESOTA

| PLAYER | FIELD GOALS | | | 3-POINT FG | | | FREE THROWS | | | REBOUNDS | | | | | | | | | | | | | | |
|------------|-------------|----|------|------------|-----|------|-------------|-----|------|----------|-----|-------|-----|-----|-----|-----|----|----|-----|----|-----|-----|------|----|
| | G | GS | MIN | FG | FGA | PCT | FG | FGA | PCT | FT | FTA | PCT | OFF | DEF | TOT | AST | PF | DQ | STL | TO | BLK | PTS | AVG | HI |
| Arenas | 16 | 15 | 566 | 111 | 265 | .419 | 25 | 87 | .287 | 83 | 100 | .830 | 15 | 43 | 58 | 77 | 40 | 0 | 29 | 58 | 4 | 330 | 20.6 | 40 |
| Blatche | 6 | 2 | 152 | 19 | 42 | .452 | 1 | 9 | .111 | 5 | 7 | .714 | 14 | 26 | 40 | 8 | 23 | 0 | 5 | 10 | 9 | 44 | 7.3 | 14 |
| Butler | 14 | 11 | 525 | 98 | 203 | .483 | 6 | 24 | .250 | 57 | 68 | .838 | 16 | 70 | 86 | 46 | 29 | 0 | 22 | 28 | 7 | 259 | 18.5 | 35 |
| Crittenton | 5 | 1 | 82 | 9 | 22 | .409 | 0 | 2 | .000 | 6 | 8 | .750 | 5 | 8 | 13 | 9 | 5 | 0 | 1 | 6 | 1 | 24 | 4.8 | 11 |
| Haywood | 14 | 10 | 339 | 36 | 73 | .493 | 0 | 0 | --- | 21 | 34 | .618 | 42 | 43 | 85 | 10 | 39 | 0 | 6 | 12 | 14 | 93 | 6.6 | 14 |
| James | 12 | 4 | 268 | 45 | 118 | .381 | 14 | 42 | .333 | 15 | 21 | .714 | 4 | 18 | 22 | 34 | 19 | 0 | 9 | 17 | 0 | 119 | 9.9 | 27 |
| Jamison | 29 | 22 | 1007 | 188 | 426 | .441 | 25 | 67 | .373 | 80 | 111 | .721 | 68 | 137 | 205 | 45 | 81 | 0 | 23 | 51 | 8 | 481 | 16.6 | 32 |
| McGee | 2 | 0 | 25 | 3 | 4 | .750 | 0 | 0 | --- | 1 | 1 | 1.000 | 1 | 3 | 4 | 1 | 5 | 0 | 2 | 3 | 3 | 7 | 3.5 | 4 |
| McGuire | 3 | 2 | 74 | 8 | 14 | .571 | 0 | 1 | .000 | 4 | 6 | .667 | 2 | 17 | 19 | 4 | 6 | 0 | 3 | 1 | 3 | 20 | 6.7 | 10 |
| Miller | 22 | 15 | 674 | 117 | 240 | .488 | 45 | 103 | .437 | 42 | 57 | .737 | 12 | 101 | 113 | 64 | 34 | 0 | 15 | 23 | 8 | 321 | 14.6 | 34 |
| Oberto | 12 | 4 | 200 | 20 | 30 | .667 | 0 | 0 | --- | 8 | 15 | .533 | 15 | 23 | 38 | 17 | 24 | 0 | 6 | 9 | 6 | 48 | 4.0 | 12 |
| Stevenson | 19 | 12 | 366 | 57 | 121 | .471 | 8 | 16 | .500 | 22 | 29 | .759 | 16 | 28 | 44 | 27 | 12 | 0 | 6 | 16 | 3 | 144 | 7.6 | 23 |
| Young | 4 | 0 | 39 | 3 | 16 | .188 | 1 | 5 | .200 | 2 | 5 | .400 | 1 | 5 | 6 | 3 | 4 | 0 | 0 | 5 | 0 | 9 | 2.3 | 8 |





NEW JERSEY NETS



Principal Owner Bruce Ratner
President Rod Thorn
President & CEO, Nets Sports and Entertainment Brett D. Yorkmark
General Manager Kiki Vandeweghe
VP of Basketball Operations Bobby Marks
Director of Player Personnel Gregg Pollinsky
Head Coach Lawrence Frank
Assistant Coaches Tom Barrise, John Loyer, Roy Rogers, Doug Overton
Assistant Coach/Strength & Conditioning Rich Dalatri
Athletic Trainer Tim Walsh
Assistant Athletic Trainer Matt Reicher
VP President, Public Relations Gary Sussman
Senior Director, Public Relations Aaron Harris
Coordinator, Public Relations Patrick Rees
VP of Business and Entertainment Communications Barry Baum
Home Court IZOD Center (18,974)
Radio WFAN (660 AM); Chris Carrone, Jim Capstraw
TV YES Network; Marv Albert, Mike Fratello, Ian Eagle, Jim Spanakel

2009-10 vs. WIZARDS: Oct. 31 at Washington, Jan. 29 at New Jersey, Feb. 28 at New Jersey, Apr. 4 at Washington
2008-09 FINISH: 34-48 (.415) Third in Atlantic Division **PLAYOFF RESULTS:** Failed to Qualify

2008-09 SEASON SERIES WASHINGTON (2-2) VS. NEW JERSEY

| PLAYER | G-GS | MIN | FG-FGA | PCT | 3FG-FGA | PCT | FT-FTA | PCT | OFF | DEF | TOT | AST | PF-DD | STL | TO | BLK | PTS | AVG | HI |
|------------------|------|-----|---------|------|---------|-------|--------|-------|-----|-----|-----|-----|-------|-----|----|-----|-----|------|-----|
| Jamison | 4-4 | 150 | 30-76 | .395 | 5-22 | .227 | 9-13 | .692 | 10 | 19 | 29 | 7 | 8-0 | 6 | 2 | 1 | 74 | 18.5 | 28 |
| Butler | 3-3 | 119 | 19-45 | .422 | 2-10 | .200 | 14-19 | .737 | 7 | 18 | 25 | 16 | 6-0 | 1 | 12 | 2 | 54 | 18.0 | 22 |
| Stevenson | 2-2 | 61 | 12-26 | .462 | 9-16 | .563 | 2-3 | .667 | 0 | 5 | 5 | 6 | 0-0 | 1 | 1 | 0 | 35 | 17.5 | 21 |
| James (TOT) | 2-2 | 59 | 11-26 | .423 | 2-8 | .250 | 8-8 | 1.000 | 0 | 7 | 7 | 3 | 8-0 | 3 | 3 | 0 | 32 | 16.0 | 19 |
| James (WAS) | 2-2 | 59 | 11-26 | .423 | 2-8 | .250 | 8-8 | 1.000 | 0 | 7 | 7 | 3 | 8-0 | 3 | 3 | 0 | 32 | 16.0 | 19 |
| Pecherov | 1-0 | 23 | 5-9 | .556 | 1-3 | .333 | 2-2 | 1.000 | 3 | 2 | 5 | 0 | 0-0 | 0 | 0 | 0 | 13 | 13.0 | 13 |
| Young | 4-1 | 84 | 21-40 | .525 | 1-6 | .167 | 4-4 | 1.000 | 1 | 6 | 7 | 10 | 6-0 | 3 | 5 | 2 | 47 | 11.8 | 21 |
| Thomas | 1-1 | 19 | 3-5 | .600 | 0-0 | --- | 4-6 | .667 | 5 | 3 | 8 | 0 | 3-0 | 0 | 1 | 1 | 10 | 10.0 | 10 |
| Blatche | 3-0 | 60 | 11-30 | .367 | 0-1 | .000 | 3-5 | .600 | 8 | 9 | 17 | 5 | 10-0 | 1 | 8 | 1 | 25 | 8.3 | 13 |
| Daniels | 2-1 | 49 | 3-4 | .750 | 1-1 | 1.000 | 7-10 | .700 | 0 | 5 | 5 | 9 | 2-0 | 0 | 2 | 0 | 14 | 7.0 | 8 |
| Crittenton (TOT) | 2-0 | 52 | 4-8 | .500 | 0-1 | .000 | 5-5 | 1.000 | 1 | 6 | 7 | 6 | 4-0 | 3 | 6 | 0 | 13 | 6.5 | 9 |
| Crittenton (WAS) | 2-0 | 52 | 4-8 | .500 | 0-1 | .000 | 5-5 | 1.000 | 1 | 6 | 7 | 6 | 4-0 | 3 | 6 | 0 | 13 | 6.5 | 9 |
| Songaila | 4-2 | 91 | 11-19 | .579 | 0-0 | --- | 2-2 | 1.000 | 5 | 6 | 11 | 3 | 12-0 | 2 | 4 | 1 | 24 | 6.0 | 10 |
| McGee | 4-1 | 64 | 9-21 | .429 | 0-0 | --- | 3-5 | .600 | 6 | 6 | 12 | 1 | 9-0 | 0 | 2 | 5 | 21 | 5.3 | 10 |
| Brown | 2-1 | 33 | 3-6 | .500 | 2-3 | .667 | 0-0 | --- | 0 | 3 | 3 | 10 | 4-0 | 2 | 0 | 0 | 8 | 4.0 | 8 |
| McGuire | 4-2 | 88 | 7-17 | .412 | 0-0 | --- | 2-8 | .250 | 8 | 19 | 27 | 6 | 7-0 | 2 | 0 | 4 | 16 | 4.0 | 11 |
| Dixon | 1-0 | 8 | 1-4 | .250 | 0-2 | .000 | 0-0 | --- | 0 | 0 | 0 | 0 | 2-0 | 0 | 0 | 0 | 2 | 2.0 | 2 |
| WIZARDS | 4 | 960 | 150-336 | .446 | 23-73 | .315 | 65-90 | .722 | 54 | 114 | 168 | 82 | 81-0 | 24 | 48 | 17 | 388 | 97.0 | 108 |
| NETS | 4 | 960 | 147-317 | .464 | 32-90 | .356 | 68-88 | .773 | 37 | 119 | 156 | 83 | 80-0 | 20 | 48 | 22 | 394 | 98.5 | 115 |

2008-09 SEASON SERIES NETS VS. WIZARDS

| PLAYER | G-GS | MIN | FG-FGA | PCT | 3FG-FGA | PCT | FT-FTA | PCT | OFF | DEF | TOT | AST | PF-DD | STL | TO | BLK | PTS | AVG | HI |
|-----------------|------|-----|---------|------|---------|------|--------|------|-----|-----|-----|-----|-------|-----|----|-----|-----|------|-----|
| Harris | 4-4 | 140 | 29-57 | .509 | 3-9 | .333 | 22-26 | .846 | 2 | 14 | 16 | 24 | 11-0 | 4 | 8 | 1 | 83 | 20.8 | 26 |
| Carter | 4-4 | 142 | 29-66 | .439 | 6-22 | .273 | 10-14 | .714 | 5 | 9 | 14 | 20 | 10-0 | 2 | 5 | 2 | 74 | 18.5 | 21 |
| Dooling | 4-0 | 85 | 15-33 | .455 | 6-13 | .462 | 13-14 | .929 | 0 | 7 | 7 | 10 | 5-0 | 2 | 5 | 0 | 49 | 12.3 | 14 |
| Lopez | 4-3 | 117 | 19-35 | .543 | 0-0 | --- | 8-9 | .889 | 10 | 27 | 37 | 4 | 10-0 | 2 | 7 | 9 | 46 | 11.5 | 16 |
| Hayes | 3-0 | 85 | 12-23 | .522 | 7-12 | .583 | 0-0 | --- | 0 | 10 | 10 | 4 | 7-0 | 6 | 2 | 1 | 31 | 10.3 | 14 |
| Yi | 3-2 | 71 | 11-20 | .550 | 2-6 | .333 | 1-2 | .500 | 2 | 13 | 15 | 4 | 7-0 | 2 | 2 | 2 | 25 | 8.3 | 17 |
| Anderson | 4-2 | 85 | 10-28 | .357 | 4-13 | .308 | 8-10 | .800 | 6 | 19 | 25 | 5 | 9-0 | 1 | 6 | 2 | 32 | 8.0 | 18 |
| Simmons | 3-2 | 64 | 9-28 | .321 | 4-13 | .308 | 0-2 | .000 | 5 | 7 | 12 | 5 | 8-0 | 0 | 2 | 2 | 22 | 7.3 | 12 |
| Boone | 3-1 | 58 | 7-8 | .875 | 0-0 | --- | 1-3 | .333 | 5 | 3 | 8 | 0 | 3-0 | 1 | 2 | 2 | 15 | 5.0 | 7 |
| Douglas-Roberts | 3-0 | 33 | 2-5 | .400 | 0-1 | .000 | 4-6 | .667 | 0 | 1 | 1 | 5 | 0-0 | 0 | 0 | 0 | 8 | 2.7 | 6 |
| S. Williams | 2-0 | 12 | 2-3 | .667 | 0-0 | --- | 0-0 | --- | 1 | 4 | 5 | 0 | 4-0 | 0 | 0 | 1 | 4 | 2.0 | 4 |
| Hassell | 3-2 | 60 | 2-10 | .200 | 0-1 | .000 | 0-0 | --- | 1 | 4 | 5 | 2 | 1-0 | 0 | 3 | 2 | 4 | 1.3 | 4 |
| Swift | 1-0 | 6 | 0-0 | --- | 0-0 | --- | 1-2 | .500 | 0 | 1 | 1 | 0 | 0-0 | 0 | 2 | 0 | 1 | 1.0 | 1 |
| Ager | 1-0 | 4 | 0-1 | .000 | 0-0 | --- | 0-0 | --- | 0 | 0 | 0 | 0 | 0-0 | 0 | 0 | 0 | 0 | 0.0 | 0 |
| NETS | 4 | 960 | 147-317 | .464 | 32-90 | .356 | 68-88 | .773 | 37 | 119 | 156 | 83 | 80-0 | 20 | 48 | 22 | 394 | 98.5 | 115 |
| WIZARDS | 4 | 960 | 150-336 | .446 | 23-73 | .315 | 65-90 | .722 | 54 | 114 | 168 | 82 | 81-0 | 24 | 48 | 17 | 388 | 97.0 | 108 |



NEW JERSEY NETS

390 MURRAY HILL PARKWAY, EAST RUTHERFORD, NJ 07073

PHONE: 201-935-8888 • WWW.NJNETS.COM

YEAR-BY-YEAR RECORD

| Season | Home | Road | Neutral | Total | Season | Home | Road | Neutral | Total |
|---------|------|------|---------|-------|----------------|--------------|--------------|---------|--------------|
| 1976-77 | 2-0 | 1-1 | | 3-1 | 1993-94 | 0-2 | 1-1 | | 1-3 |
| 1977-78 | 0-2 | 2-0 | | 2-2 | 1994-95 | 2-0 | 1-2 | | 3-2 |
| 1978-79 | 1-1 | 2-0 | | 3-1 | 1995-96 | 1-1 | 1-1 | | 2-2 |
| 1979-80 | 1-2 | 2-1 | | 3-3 | 1996-97 | 2-0 | 1-1 | | 3-1 |
| 1980-81 | 2-1 | 1-2 | | 3-3 | 1997-98 | 2-0 | 1-1 | | 3-1 |
| 1981-82 | 1-2 | 1-2 | | 2-4 | 1998-99 | 1-1 | 0-1 | | 1-2 |
| 1982-83 | 2-1 | 1-2 | | 3-3 | 1999-00 | 2-0 | 1-1 | | 3-1 |
| 1983-84 | 2-1 | 0-3 | | 2-4 | 2000-01 | 1-1 | 0-2 | | 1-3 |
| 1984-85 | 2-1 | 0-3 | | 2-4 | 2001-02 | 1-1 | 0-2 | | 1-3 |
| 1985-86 | 2-1 | 2-1 | | 4-2 | 2002-03 | 1-1 | 0-2 | | 1-3 |
| 1986-87 | 3-0 | 1-2 | | 4-2 | 2003-04 | 0-2 | 0-2 | | 0-4 |
| 1987-88 | 3-0 | 3-0 | | 6-0 | 2004-05 | 2-0 | 1-1 | | 3-1 |
| 1988-89 | 3-0 | 2-1 | | 5-1 | 2005-06 | 1-1 | 0-1 | | 1-2 |
| 1989-90 | 2-0 | 1-2 | | 3-2 | 2006-07 | 0-2 | 0-2 | | 0-4 |
| 1990-91 | 2-1 | 1-1 | | 3-2 | 2007-08 | 1-0 | 0-2 | | 1-2 |
| 1991-92 | 1-1 | 2-1 | | 3-2 | 2008-09 | 0-2 | 2-0 | | 2-2 |
| 1992-93 | 1-2 | 0-2 | | 1-4 | Totals: | 47-30 | 31-46 | | 78-76 |

WIZARDS VS. NEW JERSEY SERIES FACTS

| | |
|---|------------------------|
| Wizards largest margin of victory: | 49 (143-94, 11/17/78) |
| Wizards high point total: | 143 (11/17/78) |
| Wizards low point total: | 65 (12/13/02) |
| Nets largest margin of victory: | 45 (124-79, 1/9/93) |
| Nets high point total: | 130 (2x, last 3/17/86) |
| Nets low point total: | 68 (12/1/04) |

| | at WASHINGTON | at NEW JERSEY | OVERALL |
|--------------------------|------------------|--------------------|---------|
| Wizards last won: | 12/9/07 (104-89) | 2/20/09 (107-96) | 2/20/09 |
| Nets last won: | 2/4/09 (115-88) | 12/28/07 (109-106) | 2/4/09 |
| Wizards streak: | Lost two | Won two | Won one |

WIZARDS CAREER THROUGH 2008-2009 VS. NEW JERSEY

| PLAYER | G | GS | MIN | FIELD GOALS | | | 3-POINT FG | | | FREE THROWS | | | REBOUNDS | | | AST | PF | DQ | STL | TO | BLK | PTS | AVG | HI |
|------------|----|----|------|-------------|-----|------|------------|-----|------|-------------|-----|-------|----------|-----|-----|-----|----|----|-----|----|-----|-----|------|----|
| | | | | FG | FGA | PCT | FG | FGA | PCT | FT | FTA | PCT | OFF | DEF | TOT | | | | | | | | | |
| Arenas | 14 | 13 | 496 | 72 | 212 | .340 | 26 | 86 | .302 | 86 | 101 | .851 | 11 | 49 | 60 | 57 | 50 | 2 | 18 | 51 | 3 | 256 | 18.3 | 30 |
| Blatche | 10 | 1 | 135 | 19 | 48 | .396 | 0 | 1 | .000 | 6 | 10 | .600 | 0 | 12 | 32 | 8 | 26 | 0 | 3 | 15 | 3 | 44 | 4.4 | 13 |
| Butler | 21 | 19 | 812 | 141 | 316 | .446 | 12 | 43 | .279 | 93 | 115 | .809 | 38 | 107 | 145 | 69 | 64 | 1 | 43 | 50 | 6 | 387 | 18.4 | 31 |
| Crittendon | 3 | 0 | 61 | 4 | 10 | .400 | 0 | 1 | .000 | 5 | 5 | 1.000 | 1 | 7 | 8 | 6 | 4 | 0 | 3 | 7 | 0 | 13 | 4.3 | 9 |
| Foye | 4 | 1 | 113 | 18 | 38 | .474 | 3 | 8 | .375 | 22 | 23 | .957 | 0 | 12 | 12 | 17 | 12 | 0 | 3 | 13 | 1 | 61 | 15.3 | 20 |
| Haywood | 23 | 18 | 502 | 49 | 123 | .398 | 0 | 0 | --- | 45 | 70 | .643 | 64 | 73 | 137 | 11 | 57 | 0 | 9 | 23 | 34 | 143 | 6.2 | 13 |
| James | 19 | 10 | 440 | 68 | 158 | .430 | 22 | 56 | .393 | 31 | 39 | .795 | 7 | 37 | 44 | 62 | 25 | 0 | 17 | 26 | 2 | 189 | 9.9 | 26 |
| Jamison | 27 | 25 | 1044 | 212 | 480 | .442 | 34 | 100 | .340 | 108 | 147 | .735 | 71 | 163 | 234 | 48 | 61 | 0 | 34 | 46 | 10 | 566 | 21.0 | 37 |
| McGee | 4 | 1 | 64 | 9 | 21 | .429 | 0 | 0 | --- | 3 | 5 | .600 | 6 | 6 | 12 | 1 | 9 | 0 | 2 | 5 | 21 | 5.3 | 10 | |
| McGuire | 6 | 2 | 98 | 7 | 18 | .389 | 0 | 0 | --- | 2 | 8 | .250 | 8 | 20 | 28 | 6 | 7 | 0 | 2 | 1 | 4 | 16 | 2.7 | 11 |
| Miller | 22 | 18 | 714 | 96 | 227 | .423 | 36 | 94 | .383 | 26 | 41 | .634 | 20 | 99 | 119 | 67 | 54 | 0 | 14 | 49 | 7 | 254 | 11.5 | 22 |
| Oberto | 7 | 0 | 58 | 2 | 8 | .250 | 0 | 0 | --- | 5 | 7 | .714 | 11 | 7 | 18 | 2 | 8 | 0 | 1 | 2 | 0 | 9 | 1.3 | 4 |
| Stevenson | 23 | 17 | 581 | 75 | 191 | .393 | 13 | 41 | .317 | 35 | 45 | .778 | 5 | 42 | 47 | 49 | 37 | 1 | 16 | 28 | 4 | 198 | 8.6 | 21 |
| Young | 7 | 1 | 127 | 28 | 55 | .509 | 2 | 9 | .222 | 8 | 8 | 1.000 | 2 | 10 | 12 | 11 | 11 | 0 | 4 | 9 | 3 | 66 | 9.4 | 21 |





NEW ORLEANS HORNETS

Owner George Shinn
President Hugh Weber
Executive Vice President/General Manager Jeff Bower
Executive Vice President of Basketball Chad Shinn
Head Coach Byron Scott
Assistant Coaches Paul Pressey, Charlie Parker, Rob Werdann, Robert Pack
Trainer Terry Kofler
College/Pro Scouting Kip Bass
College Scouting Kelly Bass
Sr. Director of Player Personnel Brian Hagan
Video Coordinator Irving Roland
Director of Athletic Performance and Rehabilitation Mark Cranston
Strength and Core Coach Jack Manson
Equipment Manager David Jovanovic
Assistant Equipment Manager Kory Johnson
Director of Basketball Administration Andrew Loomis
Senior Director of Communications Harold Kaufman
Director of Basketball Communications Dennis Rogers
Basketball Communications Coordinator Lindsey Mitchell
Home Court New Orleans Arena (17,188)
Radio KMEZ (106.7 FM); Sean Kelley, Gerry Vaillancourt
TV Cox Sports Television (Ch. 37 in N.O.); Bob Licht, Gil McGregor, Victor Howell



2009-10 vs. WIZARDS: Jan. 10 at Washington, Mar. 31 at New Orleans

2008-09 FINISH: 49-33 (.598) Fourth in Southwest Division

PLAYOFF RESULTS: Lost to Denver 4-1

2008-09 SEASON SERIES WASHINGTON (0-2) VS. NEW ORLEANS

| PLAYER | G-GS | MIN | FG-FGA | PCT | 3FG-FGA | PCT | FT-FTA | PCT | OFF | DEF | TOT | AST | PF-DD | STL | TO | BLK | PTS | AVG | HI |
|------------------|------|-----|--------|-------|---------|-------|--------|-------|-----|-----|-----|------|-------|-----|----|-----|-----|-------|-----|
| Jamison | 2-2 | 87 | 21-46 | .457 | 2-10 | .200 | 3-6 | .500 | 3 | 19 | 22 | 3 | 4-0 | 3 | 0 | 0 | 47 | 23.5 | 25 |
| Butler | 1-1 | 44 | 8-22 | .364 | 0-3 | .000 | 7-7 | 1.000 | 1 | 2 | 3 | 9 | 3-0 | 0 | 2 | 0 | 23 | 23.0 | 23 |
| James (TOT) | 2-2 | 58 | 11-22 | .500 | 4-7 | .571 | 4-4 | 1.000 | 1 | 2 | 10 | 10-1 | 1 | 2 | 0 | 0 | 30 | 15.0 | 16 |
| James (WAS) | 2-2 | 58 | 11-22 | .500 | 4-7 | .571 | 4-4 | 1.000 | 1 | 2 | 10 | 10-1 | 1 | 2 | 0 | 0 | 30 | 15.0 | 16 |
| Young | 2-1 | 34 | 7-17 | .412 | 0-4 | .000 | 7-8 | .875 | 0 | 1 | 1 | 1 | 1-0 | 1 | 1 | 0 | 21 | 10.5 | 14 |
| Songaila | 2-1 | 37 | 7-12 | .583 | 0-0 | --- | 3-3 | 1.000 | 0 | 3 | 3 | 5 | 9-0 | 1 | 0 | 0 | 17 | 8.5 | 10 |
| Thomas | 1-0 | 16 | 3-3 | 1.000 | 0-0 | --- | 1-1 | 1.000 | 2 | 1 | 3 | 0 | 2-0 | 0 | 0 | 0 | 7 | 7.0 | 7 |
| Blatche | 2-1 | 54 | 6-14 | .429 | 0-0 | --- | 1-1 | 1.000 | 4 | 9 | 13 | 5 | 7-0 | 1 | 2 | 2 | 13 | 6.5 | 11 |
| McGuire | 2-2 | 64 | 6-9 | .667 | 0-0 | --- | 0-1 | .000 | 1 | 11 | 12 | 7 | 3-0 | 2 | 3 | 1 | 12 | 6.0 | 8 |
| Stevenson | 1-0 | 24 | 2-3 | .667 | 1-1 | 1.000 | 1-2 | .500 | 1 | 2 | 3 | 1 | 1-0 | 0 | 1 | 0 | 6 | 6.0 | 6 |
| Dixon | 2-0 | 31 | 3-10 | .300 | 0-1 | .000 | 0-0 | --- | 0 | 2 | 2 | 5 | 1-0 | 0 | 2 | 0 | 6 | 3.0 | 4 |
| McGee | 2-0 | 13 | 0-4 | .000 | 0-0 | --- | 1-2 | .500 | 4 | 3 | 7 | 0 | 1-0 | 0 | 1 | 1 | 1 | 0.5 | 1 |
| Crittenton (TOT) | 2-0 | 18 | 0-1 | .000 | 0-0 | --- | 0-0 | --- | 0 | 2 | 2 | 1 | 5-0 | 1 | 1 | 0 | 0 | 0.0 | 0 |
| Crittenton (WAS) | 2-0 | 18 | 0-1 | .000 | 0-0 | --- | 0-0 | --- | 0 | 2 | 2 | 1 | 5-0 | 1 | 1 | 0 | 0 | 0.0 | 0 |
| WIZARDS | 2 | 480 | 74-163 | .454 | 7-26 | .269 | 28-35 | .800 | 17 | 56 | 73 | 47 | 47-1 | 10 | 18 | 4 | 183 | 91.5 | 98 |
| HORNETS | 2 | 480 | 73-148 | .493 | 20-52 | .385 | 40-52 | .769 | 19 | 66 | 85 | 50 | 35-0 | 10 | 24 | 10 | 206 | 103.0 | 109 |

2008-09 SEASON SERIES HORNETS VS. WIZARDS

| PLAYER | G-GS | MIN | FG-FGA | PCT | 3FG-FGA | PCT | FT-FTA | PCT | OFF | DEF | TOT | AST | PF-DD | STL | TO | BLK | PTS | AVG | HI |
|---------------|------|-----|--------|-------|---------|------|--------|-------|-----|-----|-----|-----|-------|-----|----|-----|-----|-------|-----|
| Paul | 2-2 | 76 | 15-26 | .577 | 0-2 | .000 | 15-18 | .833 | 3 | 17 | 20 | 29 | 6-0 | 5 | 5 | 0 | 45 | 22.5 | 30 |
| Butler | 2-2 | 72 | 15-29 | .517 | 11-21 | .524 | 1-2 | .500 | 1 | 3 | 4 | 2 | 3-0 | 1 | 2 | 1 | 42 | 21.0 | 21 |
| West | 2-2 | 79 | 14-27 | .519 | 0-0 | --- | 5-6 | .833 | 4 | 11 | 15 | 4 | 3-0 | 0 | 1 | 1 | 33 | 16.5 | 20 |
| Posey | 2-0 | 54 | 8-13 | .615 | 6-10 | .600 | 7-8 | .875 | 1 | 9 | 2 | 6 | 2-0 | 3 | 3 | 2 | 29 | 14.5 | 15 |
| Chandler | 2-2 | 75 | 10-16 | .625 | 0-0 | --- | 2-6 | .333 | 5 | 16 | 21 | 1 | 5-0 | 0 | 3 | 4 | 22 | 11.0 | 11 |
| Brown | 1-0 | 13 | 2-6 | .333 | 1-4 | .250 | 4-4 | 1.000 | 0 | 1 | 1 | 0 | 2-0 | 0 | 1 | 0 | 9 | 9.0 | 9 |
| Stojakovic | 1-1 | 31 | 4-14 | .286 | 1-9 | .111 | 0-0 | --- | 1 | 2 | 3 | 5 | 0-0 | 0 | 1 | 0 | 9 | 9.0 | 9 |
| Bowen | 1-0 | 10 | 1-1 | 1.000 | 0-0 | --- | 2-2 | 1.000 | 0 | 1 | 1 | 0 | 1-0 | 1 | 0 | 0 | 4 | 4.0 | 4 |
| Wright | 1-1 | 20 | 2-4 | .500 | 0-1 | .000 | 0-0 | --- | 2 | 3 | 5 | 0 | 0-0 | 0 | 2 | 0 | 4 | 4.0 | 4 |
| Daniels (TOT) | 2-0 | 20 | 1-5 | .200 | 1-2 | .500 | 2-2 | 1.000 | 1 | 0 | 1 | 4 | 2-0 | 0 | 1 | 0 | 5 | 2.5 | 5 |
| Daniels (NO) | 2-0 | 20 | 1-5 | .200 | 1-2 | .500 | 2-2 | 1.000 | 1 | 0 | 1 | 4 | 2-0 | 0 | 1 | 0 | 5 | 2.5 | 5 |
| Armstrong | 2-0 | 20 | 1-3 | .333 | 0-0 | --- | 2-4 | .500 | 1 | 2 | 3 | 1 | 6-0 | 0 | 1 | 1 | 4 | 2.0 | 2 |
| Marks | 1-0 | 5 | 0-2 | .000 | 0-1 | .000 | 0-0 | --- | 0 | 0 | 0 | 0 | 0-0 | 0 | 1 | 1 | 0 | 0.0 | 0 |
| Peterson | 1-0 | 7 | 0-2 | .000 | 0-2 | .000 | 0-0 | --- | 0 | 2 | 2 | 2 | 1-0 | 0 | 0 | 0 | 0 | 0.0 | 0 |
| HORNETS | 2 | 480 | 73-148 | .493 | 20-52 | .385 | 40-52 | .769 | 19 | 66 | 85 | 50 | 35-0 | 10 | 24 | 10 | 206 | 103.0 | 109 |
| WIZARDS | 2 | 480 | 74-163 | .454 | 7-26 | .269 | 28-35 | .800 | 17 | 56 | 73 | 47 | 47-1 | 10 | 18 | 4 | 183 | 91.5 | 98 |



NEW ORLEANS HORNETS

1250 POYDRAS, 19TH FLOOR, NEW ORLEANS, LA 70113

PHONE: 504-593-4700 • WWW.HORNETS.COM

YEAR-BY-YEAR RECORD

| Season | Home | Road | Neutral | Total | Season | Home | Road | Neutral | Total |
|---------|------|------|---------|-------|----------------|--------------|-------------|---------|--------------|
| 1988-89 | 3-0 | 2-1 | | 5-1 | 1999-00 | 0-2 | 0-1 | | 0-3 |
| 1989-90 | 1-0 | 1-0 | | 2-0 | 2000-01 | 1-1 | 1-1 | | 2-2 |
| 1990-91 | 1-1 | 1-1 | | 2-2 | 2001-02 | 1-1 | 0-2 | | 1-3 |
| 1991-92 | 2-0 | 0-2 | | 2-2 | 2002-03 | 1-0 | 0-2 | | 1-2 |
| 1992-93 | 0-2 | 0-2 | | 0-4 | 2003-04 | 1-1 | 0-2 | | 1-3 |
| 1993-94 | 2-0 | 0-2 | | 2-2 | 2004-05 | 1-0 | 0-1 | | 1-1 |
| 1994-95 | 0-2 | 1-1 | | 1-3 | 2005-06 | 1-0 | 0-1 | | 1-1 |
| 1995-96 | 1-1 | 0-2 | | 1-3 | 2006-07 | 1-0 | 0-1 | | 1-1 |
| 1996-97 | 0-2 | 1-1 | | 1-3 | 2007-08 | 1-0 | 1-0 | | 2-0 |
| 1997-98 | 1-1 | 1-1 | | 2-2 | 2008-09 | 0-1 | 0-1 | | 0-2 |
| 1998-99 | 1-1 | 0-1 | | 1-2 | Totals: | 20-16 | 9-26 | | 29-42 |

WIZARDS VS. NEW ORLEANS SERIES FACTS

| | |
|---|------------------------|
| Wizards largest margin of victory: | 23 (109-86, 1/4/89) |
| Wizards high point total: | 129 (12/28/91) |
| Wizards low point total: | 75 (2/19/03) |
| Hornets largest margin of victory: | 33 (118-85, 11/26/99) |
| Hornets high point total: | 127 (3x, last 1/24/96) |
| Hornets low point total: | 69 (12/12/04) |

| | at WASHINGTON | at NEW ORLEANS | OVERALL |
|--------------------------|------------------|------------------|----------|
| Wizards last won: | 3/2/08 (101-84) | 2/25/08 (95-92) | 3/2/08 |
| Hornets last won: | 3/11/09 (109-98) | 12/29/08 (97-85) | 3/11/09 |
| Wizards streak: | Lost one | Lost one | Lost two |

WIZARDS CAREER THROUGH 2008-2009 VS. NEW ORLEANS


| PLAYER | FIELD GOALS | | | 3-POINT FG | | | FREE THROWS | | | REBOUNDS | | | AST | | | PF | | | DQ | | | STL | | | TO | | | BLK | | | PTS | | | AVG | | | HI | | |
|------------|-------------|----|-----|------------|-----|------|-------------|-----|------|----------|-----|------|-----|-----|-----|-----|----|----|-----|----|-----|-----|------|----|----|--|--|-----|--|--|-----|--|--|-----|--|--|----|--|--|
| | G | GS | MIN | FG | FGA | PCT | FG | FGA | PCT | FT | FTA | PCT | OFF | DEF | TOT | AST | PF | DQ | STL | TO | BLK | PTS | AVG | HI | | | | | | | | | | | | | | | |
| Arenas | 12 | 11 | 471 | 93 | 224 | .415 | 20 | 67 | .299 | 73 | 90 | .811 | 9 | 39 | 48 | 70 | 31 | 0 | 30 | 39 | 4 | 279 | 23.3 | 43 | | | | | | | | | | | | | | | |
| Blatche | 7 | 3 | 136 | 17 | 38 | .447 | 0 | 2 | .000 | 4 | 5 | .800 | 6 | 21 | 27 | 10 | 16 | 0 | 4 | 5 | 5 | 38 | 5.4 | 11 | | | | | | | | | | | | | | | |
| Butler | 13 | 13 | 480 | 81 | 187 | .433 | 7 | 20 | .350 | 37 | 40 | .925 | 21 | 48 | 69 | 33 | 39 | 0 | 14 | 32 | 1 | 206 | 15.8 | 25 | | | | | | | | | | | | | | | |
| Crittendon | 5 | 0 | 40 | 2 | 5 | .400 | 0 | 1 | .000 | 0 | 0 | --- | 0 | 3 | 3 | 3 | 7 | 0 | 1 | 4 | 0 | 4 | 0.8 | 4 | | | | | | | | | | | | | | | |
| Foye | 8 | 4 | 232 | 34 | 90 | .378 | 13 | 33 | .394 | 14 | 17 | .824 | 7 | 18 | 25 | 37 | 17 | 0 | 7 | 19 | 1 | 95 | 11.9 | 24 | | | | | | | | | | | | | | | |
| Haywood | 18 | 15 | 422 | 50 | 83 | .602 | 0 | 0 | --- | 30 | 51 | .588 | 43 | 62 | 105 | 10 | 46 | 0 | 12 | 19 | 16 | 130 | 7.2 | 17 | | | | | | | | | | | | | | | |
| James | 17 | 11 | 448 | 66 | 175 | .377 | 28 | 71 | .394 | 20 | 22 | .909 | 6 | 34 | 40 | 69 | 60 | 1 | 12 | 28 | 1 | 180 | 10.6 | 36 | | | | | | | | | | | | | | | |
| Jamison | 20 | 17 | 764 | 171 | 363 | .471 | 18 | 57 | .316 | 69 | 86 | .802 | 60 | 117 | 177 | 38 | 44 | 0 | 28 | 28 | 8 | 429 | 21.5 | 35 | | | | | | | | | | | | | | | |
| McGee | 2 | 0 | 13 | 0 | 4 | .000 | 0 | 0 | --- | 1 | 2 | .500 | 4 | 3 | 7 | 0 | 1 | 0 | 0 | 1 | 1 | 1 | 0.5 | 1 | | | | | | | | | | | | | | | |
| McGuire | 4 | 2 | 97 | 9 | 15 | .600 | 0 | 0 | --- | 0 | 1 | .000 | 3 | 13 | 16 | 9 | 5 | 0 | 4 | 4 | 1 | 18 | 4.5 | 8 | | | | | | | | | | | | | | | |
| Miller | 28 | 19 | 930 | 163 | 351 | .464 | 58 | 143 | .406 | 57 | 72 | .792 | 19 | 108 | 127 | 74 | 64 | 2 | 14 | 56 | 6 | 441 | 15.8 | 32 | | | | | | | | | | | | | | | |
| Oberto | 14 | 4 | 237 | 26 | 38 | .684 | 0 | 1 | .000 | 10 | 13 | .769 | 22 | 32 | 54 | 10 | 26 | 0 | 5 | 12 | 3 | 62 | 4.4 | 13 | | | | | | | | | | | | | | | |
| Stevenson | 14 | 8 | 329 | 58 | 117 | .496 | 11 | 28 | .393 | 31 | 37 | .838 | 6 | 27 | 33 | 27 | 16 | 0 | 9 | 15 | 0 | 158 | 11.3 | 33 | | | | | | | | | | | | | | | |
| Young | 4 | 1 | 62 | 12 | 28 | .429 | 0 | 6 | .000 | 11 | 12 | .917 | 1 | 6 | 7 | 2 | 4 | 0 | 1 | 3 | 0 | 35 | 8.8 | 14 | | | | | | | | | | | | | | | |





NEW YORK KNICKS

Chairman, Madison Square Garden.....James L. Dolan
 Vice Chairman, Madison Square Garden.....Hank J. Ratner
 President, Basketball Operations.....Donnie Walsh
 President, MSG Sports.....Scott O'Neil
 President, Business Operations, MSG Sports Teams.....Steve Mills
 Senior Vice President, Basketball Operations.....Glen Grunwald
 Head Coach.....Mike D'Antoni
 Assistant Coaches.....Herb Williams, Phil Weber, Dan D'Antoni, Kenny Atkinson,
 Greg Brittenham
 Head Athletic Trainer.....Roger Hinds
 Assistant Athletic Trainer.....Anthony Goenaga
 Video Coordinator.....Matt Harding
 Vice President, Public Relations.....Jonathan Supranowitz
 Director, Media Relations.....Nick Brown
 Manager, Media Relations.....Alyson Furch
 Coordinator, Media Relations.....Gregg Schwartz
 Home Court.....Madison Square Garden (19,763)
 Radio.....ESPN Radio 1050 AM; Gus Johnson, John Andariese
 Spanish Radio.....WADO 1280 AM; Alfredo Bejar, Juan Antonio Cains, Clemson Smith-Muniz
 TV.....MSG Network; Mike Breen, Walt Frazier



2009-10 vs. WIZARDS: Jan. 30 at Washington, Feb. 3 at New York, Feb. 26 at Washington, Apr. 12 at New York
 2008-09 FINISH: 32-50 (.390) Fifth in Atlantic Division **PLAYOFF RESULTS:** Failed to Qualify

2008-09 SEASON SERIES WASHINGTON (1-3) VS. NEW YORK

| PLAYER | G-GS | MIN | FG-FGA | PCT | 3FG-FGA | PCT | FT-FTA | PCT | OFF | DEF | TOT | AST | PF-DO | STL | TO | BLK | PTS | AVG | HI |
|------------------|------|-----|---------|------|---------|------|--------|-------|-----|-----|-----|-----|-------|-----|----|-----|-----|-------|-----|
| Jamison | 4-4 | 161 | 35-60 | .583 | 6-12 | .500 | 20-23 | .870 | 11 | 29 | 40 | 7 | 8-0 | 6 | 7 | 1 | 96 | 24.0 | 29 |
| Butler | 4-4 | 154 | 30-70 | .429 | 4-11 | .364 | 25-32 | .781 | 6 | 12 | 18 | 14 | 10-0 | 5 | 9 | 2 | 89 | 22.3 | 30 |
| Young | 4-0 | 118 | 32-53 | .604 | 6-9 | .667 | 9-11 | .818 | 3 | 6 | 9 | 5 | 10-0 | 1 | 4 | 3 | 79 | 19.8 | 33 |
| James (TOT) | 2-2 | 64 | 14-24 | .583 | 9-11 | .818 | 2-2 | 1.000 | 3 | 5 | 8 | 9 | 7-0 | 1 | 5 | 0 | 39 | 19.5 | 20 |
| James (WAS) | 2-2 | 64 | 14-24 | .583 | 9-11 | .818 | 2-2 | 1.000 | 3 | 5 | 8 | 9 | 7-0 | 1 | 5 | 0 | 39 | 19.5 | 20 |
| Blatche | 4-2 | 66 | 14-24 | .583 | 0-2 | .000 | 4-5 | .800 | 6 | 15 | 21 | 8 | 8-0 | 3 | 5 | 5 | 32 | 8.0 | 13 |
| McGee | 4-1 | 59 | 13-23 | .565 | 0-0 | --- | 5-8 | .625 | 6 | 12 | 18 | 0 | 6-0 | 1 | 3 | 4 | 31 | 7.8 | 12 |
| Stevenson | 2-2 | 53 | 6-18 | .333 | 2-11 | .182 | 0-0 | --- | 1 | 4 | 5 | 10 | 0-0 | 0 | 1 | 0 | 14 | 7.0 | 10 |
| Songailla | 3-0 | 62 | 8-23 | .348 | 0-0 | --- | 3-3 | 1.000 | 4 | 7 | 11 | 6 | 5-0 | 4 | 3 | 0 | 19 | 6.3 | 13 |
| Thomas | 2-1 | 25 | 5-10 | .500 | 0-0 | --- | 0-0 | --- | 2 | 2 | 4 | 1 | 1-0 | 0 | 2 | 2 | 10 | 5.0 | 6 |
| Crittenton (TOT) | 3-0 | 42 | 6-13 | .462 | 0-0 | --- | 1-2 | .500 | 1 | 3 | 4 | 3 | 7-0 | 2 | 2 | 1 | 13 | 4.3 | 7 |
| Crittenton (WAS) | 2-0 | 36 | 4-9 | .444 | 0-0 | --- | 1-2 | .500 | 1 | 3 | 4 | 3 | 7-0 | 2 | 2 | 1 | 9 | 4.5 | 7 |
| Daniels | 1-1 | 20 | 2-5 | .400 | 0-1 | .000 | 0-0 | --- | 0 | 3 | 3 | 5 | 0-0 | 0 | 2 | 0 | 4 | 4.0 | 4 |
| McGuire | 4-2 | 72 | 7-10 | .700 | 0-0 | --- | 0-0 | --- | 3 | 13 | 16 | 4 | 11-0 | 1 | 2 | 3 | 14 | 3.5 | 6 |
| Dixon | 3-0 | 45 | 2-9 | .222 | 1-2 | .500 | 0-0 | --- | 0 | 9 | 9 | 12 | 3-0 | 0 | 2 | 0 | 5 | 1.7 | 5 |
| Brown | 2-1 | 25 | 1-5 | .200 | 0-2 | .000 | 0-0 | --- | 1 | 2 | 3 | 2 | 2-0 | 2 | 0 | 0 | 2 | 1.0 | 2 |
| Pecherov | 1-0 | 1 | 0-1 | .000 | 0-1 | .000 | 0-0 | --- | 0 | 0 | 0 | 0 | 1-0 | 0 | 0 | 0 | 0 | 0.0 | 0 |
| WIZARDS | 4 | 960 | 173-344 | .503 | 28-62 | .452 | 69-86 | .802 | 47 | 122 | 169 | 86 | 79-0 | 26 | 49 | 21 | 443 | 110.8 | 122 |
| KNICKERBOCKERS | 4 | 960 | 164-346 | .474 | 55-132 | .417 | 70-92 | .761 | 50 | 111 | 161 | 107 | 79-0 | 23 | 52 | 10 | 453 | 113.3 | 128 |

2008-09 SEASON SERIES KNICKS VS. WIZARDS

| PLAYER | G-GS | MIN | FG-FGA | PCT | 3FG-FGA | PCT | FT-FTA | PCT | OFF | DEF | TOT | AST | PF-DO | STL | TO | BLK | PTS | AVG | HI |
|------------------|------|-----|---------|-------|---------|------|--------|-------|-----|-----|-----|-----|-------|-----|----|-----|-----|-------|-----|
| Crawford | 1-1 | 32 | 8-18 | .444 | 4-9 | .444 | 3-5 | .600 | 0 | 1 | 1 | 3 | 0-0 | 1 | 1 | 0 | 23 | 23.0 | 23 |
| Harrington (TOT) | 2-0 | 62 | 13-26 | .500 | 7-13 | .538 | 12-14 | .857 | 3 | 3 | 6 | 1 | 9-0 | 2 | 4 | 2 | 45 | 22.5 | 27 |
| Harrington (NY) | 2-0 | 62 | 13-26 | .500 | 7-13 | .538 | 12-14 | .857 | 3 | 3 | 6 | 1 | 9-0 | 2 | 4 | 2 | 45 | 22.5 | 27 |
| Randolph | 1-1 | 37 | 8-16 | .500 | 1-2 | .500 | 5-7 | .714 | 1 | 12 | 13 | 2 | 2-0 | 1 | 2 | 0 | 22 | 22.0 | 22 |
| Lee | 4-3 | 151 | 33-53 | .623 | 0-0 | --- | 14-20 | .700 | 15 | 29 | 44 | 13 | 13-0 | 3 | 6 | 0 | 80 | 20.0 | 30 |
| Richardson | 4-4 | 119 | 26-52 | .500 | 16-28 | .571 | 5-8 | .625 | 10 | 13 | 23 | 9 | 6-0 | 1 | 2 | 0 | 73 | 18.3 | 34 |
| Chandler | 4-4 | 145 | 24-55 | .436 | 10-22 | .455 | 12-14 | .857 | 3 | 14 | 17 | 11 | 17-0 | 4 | 8 | 2 | 70 | 17.5 | 23 |
| Robinson | 4-1 | 111 | 24-47 | .511 | 7-20 | .350 | 5-7 | .714 | 3 | 9 | 12 | 15 | 10-0 | 6 | 7 | 1 | 60 | 15.0 | 27 |
| Duhon | 4-4 | 165 | 15-41 | .366 | 8-25 | .320 | 8-10 | .800 | 3 | 17 | 20 | 40 | 5-0 | 2 | 12 | 0 | 46 | 11.5 | 17 |
| Jeffries | 2-2 | 72 | 5-10 | .500 | 0-0 | --- | 6-6 | 1.000 | 11 | 8 | 19 | 3 | 8-0 | 0 | 6 | 4 | 16 | 8.0 | 8 |
| Roberson | 2-0 | 30 | 5-18 | .278 | 2-11 | .182 | 0-0 | --- | 0 | 3 | 3 | 3 | 2-0 | 2 | 1 | 1 | 12 | 6.0 | 8 |
| Collins | 1-0 | 10 | 1-1 | 1.000 | 0-0 | --- | 0-1 | .000 | 0 | 0 | 0 | 4 | 2-0 | 1 | 1 | 0 | 2 | 2.0 | 2 |
| Rose | 1-0 | 10 | 1-5 | .200 | 0-0 | --- | 0-0 | --- | 0 | 1 | 1 | 1 | 4-0 | 0 | 1 | 0 | 2 | 2.0 | 2 |
| Thomas (TOT) | 1-0 | 15 | 1-4 | .250 | 0-2 | .000 | 0-0 | --- | 1 | 1 | 2 | 2 | 1-0 | 0 | 0 | 0 | 2 | 2.0 | 2 |
| Thomas (NY) | 1-0 | 15 | 1-4 | .250 | 0-2 | .000 | 0-0 | --- | 1 | 1 | 2 | 2 | 1-0 | 0 | 0 | 0 | 2 | 2.0 | 2 |
| KNICKERBOCKERS | 4 | 960 | 164-346 | .474 | 55-132 | .417 | 70-92 | .761 | 50 | 111 | 161 | 107 | 79-0 | 23 | 52 | 10 | 453 | 113.3 | 128 |
| WIZARDS | 4 | 960 | 173-344 | .503 | 28-62 | .452 | 69-86 | .802 | 47 | 122 | 169 | 86 | 79-0 | 26 | 49 | 21 | 443 | 110.8 | 122 |



NEW YORK KNICKS

TWO PENNSYLVANIA PLAZA, NEW YORK, NY 10121
PHONE: 212-465-6471 • WWW.NYKNICKS.COM

YEAR-BY-YEAR RECORD

| Season | Home | Road | Neutral | Total | Season | Home | Road | Neutral | Total |
|----------------|--------------|--------------|------------|----------------|---------|------|------|---------|-------|
| 1961-62 | 2-1 | 2-1 | 2-2 | 6-4 | 1985-86 | 2-1 | 1-2 | | 3-3 |
| 1962-63 | 3-1 | 0-3 | 1-2 | 4-6 | 1986-87 | 3-0 | 1-2 | | 4-2 |
| 1963-64 | 4-1 | 2-1 | 1-1 | 7-3 | 1987-88 | 2-1 | 1-2 | | 3-3 |
| 1964-65 | 1-4 | 1-3 | 0-1 | 2-8 | 1988-89 | 1-2 | 0-3 | | 1-5 |
| 1965-66 | 5-0 | 1-3 | 1-0 | 7-3 | 1989-90 | 0-3 | 0-2 | | 0-5 |
| 1966-67 | 2-1 | 0-5 | 0-1 | 2-7 | 1990-91 | 1-1 | 1-2 | | 2-3 |
| 1967-68 | 1-3 | 2-2 | | 3-5 | 1991-92 | 0-2 | 0-2 | | 0-4 |
| 1968-69 | 2-1 | 1-3 | | 3-4 | 1992-93 | 1-1 | 0-3 | | 1-4 |
| 1969-70 | 1-2 | 0-3 | | 1-5 | 1993-94 | 0-2 | 0-3 | | 0-5 |
| 1970-71 | 1-1 | 1-2 | 0-1 | 2-4 | 1994-95 | 0-2 | 0-2 | | 0-4 |
| 1971-72 | 0-2 | 2-1 | 0-1 | 2-4 | 1995-96 | 1-1 | 0-2 | | 1-3 |
| 1972-73 | 1-1 | 1-2 | 1-0 | 3-3 | 1996-97 | 0-2 | 0-2 | | 0-4 |
| 1973-74 | 1-2 | 2-1 | | 3-3 | 1997-98 | 1-1 | 2-0 | | 3-1 |
| 1974-75 | 2-0 | 1-1 | | 3-1 | 1998-99 | 1-0 | 0-2 | | 1-2 |
| 1975-76 | 2-1 | 0-2 | | 2-3 | 1999-00 | 1-1 | 1-1 | | 2-2 |
| 1976-77 | 1-1 | 1-1 | | 2-2 | 2000-01 | 0-2 | 0-2 | | 0-4 |
| 1977-78 | 1-1 | 1-1 | | 2-2 | 2001-02 | 2-0 | 1-1 | | 3-1 |
| 1978-79 | 2-0 | 1-1 | | 3-1 | 2002-03 | 1-1 | 1-1 | | 2-2 |
| 1979-80 | 1-2 | 2-1 | | 3-3 | 2003-04 | 0-2 | 0-2 | | 0-4 |
| 1980-81 | 2-1 | 0-3 | | 2-4 | 2004-05 | 1-0 | 0-2 | | 1-2 |
| 1981-82 | 2-1 | 3-0 | | 5-1 | 2005-06 | 2-0 | 1-1 | | 3-1 |
| 1982-83 | 1-2 | 1-2 | | 2-4 | 2006-07 | 1-1 | 1-1 | | 2-2 |
| 1983-84 | 2-1 | 0-3 | | 2-4 | 2007-08 | 1-1 | 0-1 | | 1-2 |
| 1984-85 | 3-0 | 3-0 | | 6-0 | 2008-09 | 1-1 | 0-2 | | 1-3 |
| Totals: | 66-59 | 39-87 | 6-9 | 111-155 | | | | | |

WIZARDS VS. NEW YORK SERIES FACTS

| | |
|---|--------------------------------|
| Wizards largest margin of victory: | 41 (142-101, 12/15/62) |
| Wizards high point total: | 142 (2x, last 4/17/87) |
| Wizards low point total: | 71 (2/26/74) |
| Knicks largest margin of victory: | 37 (2x, last 128-91, 12/20/69) |
| Knicks high point total: | 150 (12/11/65) |
| Knicks low point total: | 75 (2x, last 11/4/05) |

| | | | |
|--------------------------|----------------------|--------------------|----------------|
| | at WASHINGTON | at NEW YORK | OVERALL |
| Wizards last won: | 1/16/09 (96-89) | 12/6/06 (113-102) | 1/18/08 |
| Knicks last won: | 11/7/08 (114-108) | 1/14/09 (128-122) | 1/14/09 |
| Wizards streak: | Won one | Lost three | Won one |


WIZARDS CAREER THROUGH 2008-2009 VS. NEW YORK

| PLAYER | FIELD GOALS | | | 3-POINT FG | | | FREE THROWS | | | REBOUNDS | | | AST | PF | DQ | STL | TO | BLK | PTS | AVG | HI | | | |
|------------|-------------|----|-----|------------|-----|------|-------------|-----|------|----------|-----|------|-----|-----|-----|-----|----|-----|-----|-----|----|-----|------|-----|
| | G | GS | MIN | FG | FGA | PCT | FG | FGA | PCT | FT | FTA | PCT | | | | | | | | | | OFF | DEF | TOT |
| Arenas | 16 | 16 | 589 | 123 | 274 | .449 | 39 | 99 | .394 | 91 | 107 | .850 | 11 | 59 | 70 | 73 | 46 | 1 | 34 | 53 | 3 | 376 | 23.5 | 46 |
| Blatche | 12 | 3 | 163 | 22 | 54 | .407 | 1 | 8 | .125 | 15 | 21 | .714 | 10 | 25 | 35 | 12 | 22 | 1 | 3 | 7 | 8 | 60 | 5.0 | 13 |
| Butler | 23 | 23 | 859 | 131 | 313 | .419 | 6 | 34 | .176 | 103 | 127 | .811 | 39 | 80 | 119 | 75 | 72 | 0 | 31 | 48 | 4 | 371 | 16.1 | 30 |
| Crittendon | 7 | 0 | 89 | 14 | 29 | .483 | 2 | 3 | .667 | 8 | 9 | .889 | 2 | 14 | 16 | 8 | 11 | 0 | 3 | 6 | 1 | 38 | 5.4 | 23 |
| Foye | 4 | 2 | 106 | 19 | 34 | .559 | 7 | 13 | .538 | 5 | 7 | .714 | 1 | 4 | 5 | 17 | 7 | 0 | 5 | 6 | 3 | 50 | 12.5 | 19 |
| Haywood | 24 | 16 | 574 | 61 | 123 | .496 | 0 | 0 | --- | 55 | 86 | .640 | 59 | 90 | 149 | 17 | 59 | 0 | 16 | 30 | 33 | 177 | 7.4 | 17 |
| James | 20 | 10 | 485 | 79 | 194 | .407 | 29 | 75 | .387 | 28 | 39 | .718 | 12 | 39 | 51 | 77 | 38 | 0 | 19 | 33 | 0 | 215 | 10.8 | 37 |
| Jamison | 27 | 25 | 998 | 213 | 441 | .483 | 36 | 83 | .434 | 82 | 102 | .804 | 65 | 129 | 194 | 59 | 62 | 1 | 32 | 45 | 8 | 544 | 20.1 | 41 |
| McGee | 4 | 1 | 59 | 13 | 23 | .565 | 0 | 0 | --- | 5 | 8 | .625 | 6 | 12 | 18 | 0 | 6 | 0 | 1 | 3 | 4 | 31 | 7.8 | 12 |
| McGuire | 7 | 2 | 97 | 9 | 15 | .600 | 0 | 0 | --- | 1 | 2 | .500 | 7 | 15 | 22 | 4 | 13 | 0 | 1 | 2 | 4 | 19 | 2.7 | 6 |
| Miller | 21 | 16 | 662 | 106 | 239 | .444 | 50 | 112 | .446 | 40 | 51 | .784 | 12 | 82 | 94 | 59 | 53 | 0 | 19 | 40 | 5 | 302 | 14.4 | 34 |
| Oberto | 8 | 4 | 152 | 14 | 28 | .500 | 0 | 0 | --- | 9 | 16 | .563 | 15 | 27 | 42 | 11 | 33 | 1 | 1 | 4 | 1 | 37 | 4.6 | 8 |
| Stevenson | 20 | 15 | 457 | 57 | 147 | .388 | 7 | 32 | .219 | 32 | 44 | .727 | 12 | 27 | 39 | 38 | 22 | 0 | 14 | 19 | 3 | 153 | 7.7 | 15 |
| Young | 7 | 0 | 170 | 43 | 72 | .597 | 7 | 12 | .583 | 10 | 14 | .714 | 3 | 8 | 11 | 7 | 15 | 0 | 3 | 11 | 4 | 103 | 14.7 | 33 |





OKLAHOMA CITY THUNDER



Chairman..... Clayton I. Bennett
 Executive Vice President and General Manager Sam Presti
 Assistant General Manager Rich Cho
 Assistant General Manager Troy Weaver
 Head Coach Scott Brooks
 Assistant Coaches..... Ron Adams, Maurice Cheeks, Rex Kalamian,
 Mark Bryant, Brian Keefe
 Director of Medical Services Dr. Donnie Strack
 Head Athletic Trainer..... Joe Sharpe
 Director, Athletic Performance/Assistant Coach..... Dwight Daub
 Director, Team Operations..... Marc St. Ives
 Video Coordinator..... Vin Bhavnani
 Director, Basketball Communications..... Brian Faccini
 Manager, Basketball Communications..... Michael Ravina
 Coordinator, Basketball Communications..... John Read
 Home Court Ford Center (18,203)
 Radio..... WWLS, 98.1 FM/640 AM; Matt Pinto
 TV..... KSBI TV (Ch. 52), Fox Sports Oklahoma; Brian Davis, Grant Long

2009-10 vs. WIZARDS: Nov. 20 at Oklahoma City, Dec. 29 at Washington

2008-09 FINISH: 23-59 (.280) Fifth in Northwest Division **PLAYOFF RESULTS:** Failed to Qualify

2008-09 SEASON SERIES WASHINGTON (1-1) VS. OKLAHOMA CITY

| PLAYER | G-GS | MIN | FG-FGA | PCT | 3FG-FGA | PCT | FT-FTA | PCT | OFF | DEF | TOT | AST | PF-DQ | STL | TO | BLK | PTS | AVG | HI |
|------------------|------|-----|--------|------|---------|-------|--------|-------|-----|-----|-----|-----|-------|-----|----|-----|-----|------|-----|
| Jamison | 2-2 | 79 | 21-42 | .500 | 2-6 | .333 | 14-17 | .824 | 5 | 10 | 15 | 4 | 6-0 | 5 | 2 | 0 | 58 | 29.0 | 29 |
| Blatche | 2-2 | 73 | 14-26 | .538 | 1-1 | 1.000 | 4-5 | .800 | 8 | 12 | 20 | 4 | 5-0 | 4 | 1 | 1 | 33 | 16.5 | 19 |
| Songaia | 2-1 | 42 | 7-16 | .438 | 0-0 | --- | 4-4 | 1.000 | 3 | 2 | 5 | 1 | 2-0 | 1 | 5 | 1 | 18 | 9.0 | 14 |
| Young | 2-1 | 41 | 7-26 | .269 | 0-2 | .000 | 3-5 | .600 | 2 | 3 | 5 | 1 | 5-0 | 1 | 3 | 0 | 17 | 8.5 | 9 |
| McGuire | 2-2 | 69 | 6-14 | .429 | 0-0 | --- | 4-7 | .571 | 7 | 9 | 16 | 10 | 4-0 | 1 | 1 | 2 | 16 | 8.0 | 12 |
| Dixon | 2-0 | 26 | 6-11 | .545 | 1-3 | .333 | 0-0 | --- | 2 | 0 | 2 | 3 | 1-0 | 2 | 3 | 0 | 13 | 6.5 | 13 |
| Crittenton (TOT) | 2-0 | 41 | 3-6 | .500 | 0-0 | --- | 5-10 | .500 | 2 | 2 | 4 | 5 | 5-0 | 0 | 1 | 0 | 11 | 5.5 | 7 |
| Crittenton (WAS) | 1-0 | 23 | 1-2 | .500 | 0-0 | --- | 2-2 | 1.000 | 0 | 1 | 1 | 3 | 2-0 | 0 | 1 | 0 | 4 | 4.0 | 4 |
| James (TOT) | 3-2 | 71 | 7-24 | .292 | 1-10 | .100 | 0-0 | --- | 0 | 3 | 3 | 14 | 2-0 | 2 | 5 | 0 | 15 | 5.0 | 9 |
| James (WAS) | 2-2 | 64 | 7-24 | .292 | 1-10 | .100 | 0-0 | --- | 0 | 3 | 3 | 13 | 2-0 | 2 | 4 | 0 | 15 | 7.5 | 9 |
| Thomas | 1-0 | 18 | 2-6 | .333 | 0-0 | --- | 0-0 | --- | 3 | 4 | 7 | 0 | 2-0 | 0 | 0 | 2 | 4 | 4.0 | 4 |
| McGee | 2-0 | 15 | 3-5 | .600 | 0-0 | --- | 0-1 | .000 | 1 | 2 | 3 | 0 | 1-0 | 0 | 1 | 1 | 6 | 3.0 | 4 |
| Stevenson | 1-0 | 31 | 1-3 | .333 | 1-2 | .500 | 0-0 | --- | 0 | 0 | 0 | 6 | 1-0 | 1 | 0 | 0 | 3 | 3.0 | 3 |
| WIZARDS | 2 | 480 | 75-175 | .429 | 6-24 | .250 | 31-41 | .756 | 31 | 46 | 77 | 45 | 31-0 | 17 | 22 | 7 | 187 | 93.5 | 104 |
| THUNDER | 2 | 480 | 74-151 | .490 | 8-24 | .333 | 27-36 | .750 | 22 | 61 | 83 | 46 | 31-0 | 14 | 36 | 16 | 183 | 91.5 | 95 |

2008-09 SEASON SERIES THUNDER VS. WIZARDS

| PLAYER | G-GS | MIN | FG-FGA | PCT | 3FG-FGA | PCT | FT-FTA | PCT | OFF | DEF | TOT | AST | PF-DQ | STL | TO | BLK | PTS | AVG | HI |
|-----------------|------|-----|--------|-------|---------|------|--------|-------|-----|-----|-----|-----|-------|-----|----|-----|-----|------|-----|
| Durant | 1-1 | 42 | 11-20 | .550 | 1-4 | .250 | 2-2 | 1.000 | 3 | 8 | 11 | 3 | 3-0 | 3 | 3 | 3 | 25 | 25.0 | 25 |
| Green | 1-1 | 39 | 7-14 | .500 | 4-6 | .667 | 5-6 | .833 | 1 | 6 | 7 | 2 | 1-0 | 0 | 2 | 3 | 23 | 23.0 | 23 |
| Krstic | 1-1 | 32 | 8-14 | .571 | 0-0 | --- | 2-2 | 1.000 | 0 | 4 | 4 | 0 | 3-0 | 0 | 0 | 1 | 18 | 18.0 | 18 |
| Collison | 1-1 | 35 | 5-5 | 1.000 | 0-0 | --- | 2-2 | 1.000 | 5 | 5 | 10 | 1 | 2-0 | 1 | 4 | 1 | 12 | 12.0 | 12 |
| Westbrook | 2-2 | 63 | 9-24 | .375 | 0-3 | .000 | 4-7 | .571 | 5 | 2 | 7 | 13 | 3-0 | 1 | 8 | 1 | 22 | 11.0 | 12 |
| Sefolosha (TOT) | 2-2 | 60 | 9-20 | .450 | 2-4 | .500 | 0-0 | --- | 0 | 12 | 12 | 7 | 4-0 | 5 | 1 | 4 | 20 | 10.0 | 15 |
| Sefolosha (OKC) | 1-1 | 39 | 7-14 | .500 | 1-2 | .500 | 0-0 | --- | 0 | 8 | 8 | 4 | 2-0 | 3 | 1 | 3 | 15 | 15.0 | 15 |
| Mason | 1-1 | 37 | 4-8 | .500 | 0-0 | --- | 1-1 | 1.000 | 3 | 3 | 3 | 3 | 2-0 | 1 | 2 | 0 | 9 | 9.0 | 9 |
| Smith | 1-1 | 21 | 3-7 | .429 | 0-0 | --- | 3-4 | .750 | 1 | 2 | 3 | 0 | 1-0 | 0 | 0 | 0 | 9 | 9.0 | 9 |
| Wilcox | 1-0 | 27 | 4-9 | .444 | 0-0 | --- | 1-2 | .500 | 1 | 6 | 7 | 3 | 2-0 | 0 | 2 | 1 | 9 | 9.0 | 9 |
| Weaver | 2-1 | 50 | 6-16 | .375 | 1-6 | .167 | 3-4 | .750 | 1 | 5 | 6 | 2 | 2-0 | 3 | 2 | 1 | 16 | 8.0 | 12 |
| Wilkins | 1-0 | 15 | 3-8 | .375 | 1-3 | .333 | 1-2 | .500 | 4 | 3 | 7 | 1 | 2-0 | 2 | 2 | 0 | 8 | 8.0 | 8 |
| Watson | 2-0 | 46 | 4-6 | .667 | 0-0 | --- | 1-2 | .500 | 0 | 5 | 5 | 13 | 1-0 | 0 | 4 | 2 | 9 | 4.5 | 6 |
| Swift | 2-0 | 21 | 2-4 | .500 | 0-0 | --- | 2-2 | 1.000 | 1 | 2 | 3 | 0 | 4-0 | 0 | 1 | 0 | 6 | 3.0 | 6 |
| Rose (TOT) | 2-0 | 23 | 2-7 | .286 | 0-0 | --- | 0-0 | --- | 0 | 3 | 3 | 2 | 7-0 | 0 | 3 | 0 | 4 | 2.0 | 2 |
| Rose (OKC) | 1-0 | 13 | 1-2 | .500 | 0-0 | --- | 0-0 | --- | 0 | 2 | 2 | 1 | 3-0 | 0 | 2 | 0 | 2 | 2.0 | 2 |
| THUNDER | 2 | 480 | 74-151 | .490 | 8-24 | .333 | 27-36 | .750 | 22 | 61 | 83 | 46 | 31-0 | 14 | 36 | 16 | 183 | 91.5 | 95 |
| WIZARDS | 2 | 480 | 75-175 | .429 | 6-24 | .250 | 31-41 | .756 | 31 | 46 | 77 | 45 | 31-0 | 17 | 22 | 7 | 187 | 93.5 | 104 |



OKLAHOMA CITY THUNDER

LEADERSHIP SQUARE, 211 N. ROBINSON ST., SUITE 300, OKLAHOMA CITY, OK 73102

PHONE: 405-208-4800 • WWW.NBA.COM/THUNDER

YEAR-BY-YEAR RECORD

| Season | Home | Road | Neutral | Total | Season | Home | Road | Neutral | Total |
|---------|------|------|---------|-------|----------------|--------------|--------------|------------|--------------|
| 1967-68 | 2-0 | 1-0 | 2-2 | 5-2 | 1988-89 | 1-0 | 0-1 | | 1-1 |
| 1968-69 | 2-1 | 1-1 | 1-0 | 4-2 | 1989-90 | 0-1 | 0-1 | | 0-2 |
| 1969-70 | 1-1 | 1-2 | 0-1 | 2-4 | 1990-91 | 0-1 | 0-1 | | 0-2 |
| 1970-71 | 2-0 | 1-2 | | 3-2 | 1991-92 | 0-1 | 0-1 | | 0-2 |
| 1971-72 | 1-2 | 1-1 | | 2-3 | 1992-93 | 0-1 | 0-1 | | 0-2 |
| 1972-73 | 1-0 | 2-0 | 1-0 | 4-0 | 1993-94 | 0-1 | 0-1 | | 0-2 |
| 1973-74 | 2-0 | 0-2 | | 2-2 | 1994-95 | 0-1 | 0-1 | | 0-2 |
| 1974-75 | 2-0 | 1-1 | | 3-1 | 1995-96 | 1-0 | 0-1 | | 1-1 |
| 1975-76 | 2-0 | 1-1 | | 3-1 | 1996-97 | 0-1 | 0-1 | | 0-2 |
| 1976-77 | 0-2 | 1-1 | | 1-3 | 1997-98 | 1-0 | 0-1 | | 1-1 |
| 1977-78 | 2-0 | 1-1 | | 3-1 | 1998-99 | 0-0 | 0-0 | | 1-0 |
| 1978-79 | 1-1 | 1-1 | | 2-2 | 1999-00 | 0-1 | 1-1 | | 0-2 |
| 1979-80 | 0-1 | 1-0 | | 1-1 | 2000-01 | 0-1 | 0-1 | | 0-2 |
| 1980-81 | 1-0 | 0-1 | | 1-1 | 2001-02 | 0-1 | 1-0 | | 1-1 |
| 1981-82 | 1-0 | 0-1 | | 1-1 | 2002-03 | 0-1 | 1-0 | | 1-1 |
| 1982-83 | 1-0 | 0-1 | | 1-1 | 2003-04 | 1-0 | 0-1 | | 1-1 |
| 1983-84 | 1-0 | 0-1 | | 1-1 | 2004-05 | 1-0 | 1-0 | | 2-0 |
| 1984-85 | 0-1 | 0-1 | | 0-2 | 2005-06 | 1-0 | 0-1 | | 1-1 |
| 1985-86 | 1-0 | 0-1 | | 1-1 | 2006-07 | 1-0 | 1-0 | | 2-0 |
| 1986-87 | 1-0 | 0-1 | | 1-1 | 2007-08 | 1-0 | 1-0 | | 2-0 |
| 1987-88 | 0-1 | 0-1 | | 0-2 | 2008-09 | 1-0 | 0-1 | | 1-1 |
| | | | | | Totals: | 33-21 | 19-36 | 4-3 | 56-60 |

WIZARDS VS. OKLAHOMA CITY SERIES FACTS

| | |
|---|-------------------------------|
| Wizards largest margin of victory: | 41 (137-96, 11/11/05) |
| Wizards high point total: | 147 (2/16/68) |
| Wizards low point total: | 80 (3/26/03) |
| Thunder largest margin of victory: | 29 (2x, last 114-85, 2/15/00) |
| Thunder high point total: | 142 (1/16/68) |
| Thunder low point total: | 74 (3/26/03) |

| | at WASHINGTON | at THUNDER | OVERALL |
|--------------------------|-------------------|------------------|----------|
| Wizards last won: | 12/27/08 (104-95) | 3/26/08 (104-99) | 12/27/08 |
| Thunder last won: | 11/12/02 (101-95) | 3/4/09 (88-83) | 3/4/09 |
| Wizards streak: | Won six | Lost one | Lost one |

WIZARDS CAREER THROUGH 2008-2009 VS. OKLAHOMA CITY

| PLAYER | G | GS | MIN | FIELD GOALS | | 3-POINT FG | | FREE THROWS | | | REBOUNDS | | AST | PF | DQ | STL | TO | BLK | PTS | AVG | HI | | | |
|------------|----|----|------|-------------|-----|------------|----|-------------|-------|----|----------|------|-----|-----|-----|-----|----|-----|-----|-----|----|-----|------|-----|
| | | | | FG | FGA | PCT | FG | FGA | PCT | FT | FTA | PCT | | | | | | | | | | OFF | DEF | TOT |
| Arenas | 13 | 12 | 478 | 90 | 207 | .435 | 29 | 73 | .397 | 55 | 69 | .797 | 15 | 46 | 61 | 83 | 49 | 1 | 18 | 43 | 1 | 264 | 20.3 | 42 |
| Blatche | 7 | 3 | 142 | 28 | 51 | .549 | 1 | 1 | 1.000 | 9 | 10 | .900 | 15 | 25 | 40 | 12 | 18 | 0 | 5 | 6 | 3 | 66 | 9.4 | 19 |
| Butler | 13 | 10 | 433 | 93 | 187 | .497 | 10 | 23 | .435 | 49 | 53 | .925 | 22 | 41 | 63 | 40 | 33 | 0 | 26 | 28 | 3 | 245 | 18.8 | 38 |
| Crittendon | 3 | 0 | 52 | 6 | 12 | .500 | 0 | 0 | --- | 7 | 12 | .583 | 2 | 3 | 5 | 6 | 5 | 0 | 1 | 1 | 0 | 19 | 6.3 | 8 |
| Foye | 10 | 6 | 277 | 41 | 97 | .423 | 13 | 29 | .448 | 17 | 21 | .810 | 5 | 21 | 26 | 45 | 24 | 0 | 8 | 22 | 4 | 112 | 11.2 | 32 |
| Haywood | 11 | 9 | 234 | 36 | 58 | .621 | 0 | 0 | --- | 23 | 33 | .697 | 26 | 28 | 54 | 6 | 21 | 0 | 2 | 11 | 16 | 95 | 8.6 | 20 |
| James | 16 | 10 | 429 | 76 | 168 | .452 | 29 | 69 | .420 | 20 | 27 | .741 | 10 | 38 | 48 | 49 | 29 | 0 | 6 | 22 | 0 | 201 | 12.6 | 36 |
| Jamison | 30 | 23 | 1098 | 243 | 525 | .463 | 24 | 78 | .308 | 96 | 127 | .756 | 85 | 151 | 236 | 56 | 66 | 0 | 35 | 51 | 10 | 606 | 20.2 | 51 |
| McGee | 2 | 0 | 15 | 3 | 5 | .600 | 0 | 0 | --- | 0 | 1 | .000 | 1 | 2 | 3 | 0 | 1 | 0 | 0 | 1 | 1 | 6 | 3.0 | 4 |
| McGuire | 4 | 2 | 77 | 6 | 15 | .400 | 0 | 0 | --- | 5 | 9 | .556 | 7 | 10 | 17 | 10 | 5 | 0 | 2 | 1 | 4 | 17 | 4.3 | 12 |
| Miller | 25 | 16 | 747 | 130 | 269 | .483 | 50 | 111 | .450 | 34 | 52 | .654 | 21 | 86 | 107 | 76 | 43 | 0 | 11 | 46 | 4 | 344 | 13.8 | 29 |
| Oberto | 9 | 4 | 203 | 27 | 41 | .659 | 0 | 1 | .000 | 6 | 11 | .545 | 23 | 38 | 61 | 11 | 22 | 0 | 5 | 4 | 2 | 60 | 6.7 | 16 |
| Stevenson | 20 | 12 | 445 | 50 | 130 | .385 | 6 | 28 | .214 | 29 | 35 | .829 | 9 | 28 | 37 | 33 | 24 | 0 | 5 | 20 | 5 | 135 | 6.8 | 15 |
| Young | 4 | 1 | 57 | 9 | 33 | .273 | 0 | 3 | .000 | 3 | 5 | .600 | 2 | 5 | 7 | 4 | 7 | 0 | 1 | 4 | 0 | 21 | 5.3 | 9 |





ORLANDO MAGIC



- Chairman..... Rich DeVos
- President/Chief Executive Officer..... Bob Vander Weide
- Chief Operations Officer..... Alex Martins
- Chief Financial Officer..... Jim Fritz
- General Manager..... Otis Smith
- Assistant General Manager..... Dave Twardzik
- Head Coach..... Stan Van Gundy
- Assistant Coaches..... Brendan Malone, Patrick Ewing, Steve Clifford, Bob Beyer
- Athletic Trainer..... Tom Smith
- Team Operations Manager..... Rodney Powell
- Athletic Development Specialist..... Joe Rogowski
- Vice President of Communications..... Joel Glass
- Director of Communications..... George Galante
- Assistant Director of Communications..... Trish Wingerson
- Communications Coordinators..... Jason Wallace, Melanie Curtzinger
- Home Court..... Amway Arena (17,461)
- Radio..... WDBO (580 AM); Dennis Neumann, Richie Adubato
- Spanish Radio..... WQNG (1030 AM); Joey Colon
- TV..... Sun Sports/FSN Florida; David Steele, Matt Guokas

2009-10 vs. WIZARDS: Jan. 8 at Washington, Feb. 5 at Orlando, Mar. 13 at Washington, Apr. 7 at Orlando
2008-09 FINISH: 59-23 (.720) First in Southeast Division
PLAYOFF RESULTS: Defeated Toronto 4-2, Defeated Boston 4-3, Defeated Cleveland 4-2, Lost to L.A. Lakers 4-1

2008-09 SEASON SERIES WASHINGTON (0-4) VS. ORLANDO

| PLAYER | G-GS | MIN | FG-FGA | PCT | 3FG-FGA | PCT | FT-FTA | PCT | OFF | DEF | TOT | AST | PF-DO | STL | TO | BLK | PTS | AVG | HI |
|------------------|------|-----|---------|------|---------|------|--------|-------|-----|-----|-----|-----|-------|-----|----|-----|-----|-------|-----|
| Jamison | 4-4 | 140 | 28-61 | .459 | 6-15 | .400 | 11-15 | .733 | 7 | 23 | 30 | 8 | 12-0 | 3 | 5 | 0 | 73 | 18.3 | 36 |
| Butler | 4-4 | 120 | 26-62 | .419 | 3-14 | .214 | 14-15 | .933 | 2 | 6 | 8 | 16 | 6-0 | 5 | 7 | 0 | 69 | 17.3 | 29 |
| Young | 4-0 | 104 | 21-40 | .525 | 2-6 | .333 | 6-7 | .857 | 1 | 8 | 9 | 6 | 7-0 | 1 | 5 | 0 | 50 | 12.5 | 20 |
| Stevenson | 2-2 | 50 | 7-17 | .412 | 4-7 | .571 | 2-3 | .667 | 0 | 3 | 3 | 6 | 2-0 | 0 | 2 | 0 | 20 | 10.0 | 14 |
| Blatche | 4-0 | 79 | 10-30 | .333 | 0-0 | --- | 9-12 | .750 | 1 | 18 | 19 | 3 | 14-1 | 4 | 6 | 3 | 29 | 7.3 | 9 |
| McGee | 3-1 | 54 | 9-19 | .474 | 0-0 | --- | 3-5 | .600 | 4 | 13 | 17 | 0 | 9-0 | 1 | 3 | 1 | 21 | 7.0 | 9 |
| Songaia | 4-2 | 68 | 13-21 | .619 | 0-0 | --- | 0-0 | --- | 2 | 7 | 9 | 4 | 12-0 | 7 | 3 | 1 | 26 | 6.5 | 12 |
| Crittendon (TOT) | 2-0 | 41 | 4-14 | .286 | 0-1 | .000 | 2-4 | .500 | 3 | 6 | 9 | 7 | 1-0 | 0 | 3 | 0 | 10 | 5.0 | 10 |
| Crittendon (WAS) | 2-0 | 41 | 4-14 | .286 | 0-1 | .000 | 2-4 | .500 | 3 | 6 | 9 | 7 | 1-0 | 0 | 3 | 0 | 10 | 5.0 | 10 |
| Daniels | 1-0 | 20 | 1-4 | .250 | 0-0 | --- | 3-3 | 1.000 | 0 | 4 | 4 | 2 | 2-0 | 0 | 1 | 0 | 5 | 5.0 | 5 |
| James (TOT) | 2-2 | 56 | 4-13 | .308 | 1-3 | .333 | 1-1 | 1.000 | 1 | 1 | 2 | 7 | 4-0 | 2 | 6 | 0 | 10 | 5.0 | 7 |
| James (WAS) | 2-2 | 56 | 4-13 | .308 | 1-3 | .333 | 1-1 | 1.000 | 1 | 1 | 2 | 7 | 4-0 | 2 | 6 | 0 | 10 | 5.0 | 7 |
| Thomas | 3-1 | 50 | 6-10 | .600 | 0-0 | --- | 2-4 | .500 | 5 | 11 | 16 | 0 | 8-0 | 1 | 3 | 1 | 14 | 4.7 | 6 |
| McGuire | 4-2 | 92 | 6-16 | .375 | 0-0 | --- | 5-5 | 1.000 | 2 | 7 | 9 | 4 | 5-0 | 2 | 2 | 2 | 17 | 4.3 | 10 |
| Brown | 2-1 | 42 | 2-10 | .200 | 0-4 | .000 | 0-0 | --- | 3 | 5 | 8 | 7 | 6-0 | 1 | 3 | 0 | 4 | 2.0 | 2 |
| Dixon | 2-1 | 26 | 1-7 | .143 | 1-2 | .500 | 0-0 | --- | 1 | 1 | 2 | 3 | 1-0 | 1 | 2 | 0 | 3 | 1.5 | 3 |
| Pecherov | 2-0 | 17 | 1-4 | .250 | 1-2 | .500 | 0-0 | --- | 1 | 6 | 7 | 0 | 0-0 | 0 | 1 | 0 | 3 | 1.5 | 3 |
| WIZARDS | 4 | 960 | 139-328 | .424 | 18-54 | .333 | 58-74 | .784 | 33 | 119 | 152 | 73 | 89-1 | 28 | 54 | 8 | 354 | 88.5 | 103 |
| MAGIC | 4 | 960 | 149-314 | .475 | 36-103 | .350 | 78-107 | .729 | 51 | 138 | 189 | 88 | 67-0 | 28 | 54 | 25 | 412 | 103.0 | 112 |

2008-09 SEASON SERIES MAGIC VS. WIZARDS

| PLAYER | G-GS | MIN | FG-FGA | PCT | 3FG-FGA | PCT | FT-FTA | PCT | OFF | DEF | TOT | AST | PF-DO | STL | TO | BLK | PTS | AVG | HI |
|--------------|------|-----|---------|------|---------|------|--------|-------|-----|-----|-----|-----|-------|-----|----|-----|-----|-------|-----|
| Howard | 4-4 | 153 | 30-43 | .698 | 0-0 | --- | 30-46 | .652 | 21 | 38 | 59 | 13 | 8-0 | 3 | 13 | 12 | 90 | 22.5 | 31 |
| Pietrus | 3-3 | 106 | 22-40 | .550 | 8-16 | .500 | 4-8 | .500 | 6 | 12 | 18 | 10 | 10-0 | 6 | 5 | 2 | 56 | 18.7 | 21 |
| Turkoglu | 3-3 | 105 | 17-40 | .425 | 4-15 | .267 | 15-19 | .789 | 3 | 14 | 17 | 12 | 8-0 | 6 | 5 | 1 | 53 | 17.7 | 22 |
| Lewis | 4-4 | 140 | 18-50 | .360 | 6-24 | .250 | 11-13 | .846 | 9 | 17 | 26 | 10 | 10-0 | 5 | 7 | 2 | 53 | 13.3 | 19 |
| Bogans | 1-0 | 18 | 5-8 | .625 | 3-5 | .600 | 0-0 | --- | 0 | 1 | 1 | 3 | 1-0 | 2 | 1 | 0 | 13 | 13.0 | 13 |
| Alston (TOT) | 3-3 | 92 | 10-29 | .345 | 3-11 | .273 | 9-10 | .900 | 0 | 6 | 6 | 9 | 2-0 | 1 | 2 | 0 | 32 | 10.7 | 18 |
| Alston (ORL) | 1-1 | 28 | 6-11 | .545 | 1-3 | .333 | 5-6 | .833 | 0 | 3 | 3 | 2 | 2-0 | 0 | 0 | 0 | 18 | 18.0 | 18 |
| Nelson | 2-2 | 61 | 7-23 | .304 | 2-6 | .333 | 4-4 | 1.000 | 1 | 6 | 7 | 8 | 4-0 | 0 | 2 | 1 | 20 | 10.0 | 14 |
| Battie | 4-0 | 91 | 16-25 | .640 | 0-0 | --- | 3-3 | 1.000 | 6 | 13 | 19 | 1 | 9-0 | 2 | 5 | 1 | 35 | 8.8 | 13 |
| Redick | 4-0 | 66 | 9-19 | .474 | 5-14 | .357 | 2-2 | 1.000 | 0 | 11 | 11 | 3 | 2-0 | 2 | 7 | 0 | 25 | 6.3 | 10 |
| Lee | 4-2 | 75 | 9-27 | .333 | 5-12 | .417 | 1-2 | .500 | 1 | 9 | 10 | 4 | 8-0 | 2 | 5 | 2 | 24 | 6.0 | 8 |
| Johnson | 4-1 | 90 | 8-22 | .364 | 2-7 | .286 | 3-4 | .750 | 0 | 8 | 8 | 22 | 1-0 | 0 | 2 | 0 | 21 | 5.3 | 8 |
| Gortat | 4-0 | 19 | 2-3 | .667 | 0-0 | --- | 0-0 | --- | 4 | 5 | 9 | 0 | 4-0 | 0 | 0 | 4 | 4 | 1.0 | 2 |
| Cook | 2-0 | 5 | 0-2 | .000 | 0-1 | .000 | 0-0 | --- | 0 | 1 | 1 | 0 | 0-0 | 0 | 0 | 0 | 0 | 0.0 | 0 |
| Lue (TOT) | 1-0 | 2 | 0-1 | .000 | 0-1 | .000 | 0-0 | --- | 0 | 0 | 0 | 0 | 1-0 | 0 | 0 | 0 | 0 | 0.0 | 0 |
| Richardson | 1-0 | 2 | 0-1 | .000 | 0-0 | --- | 0-0 | --- | 0 | 0 | 0 | 0 | 0-0 | 0 | 0 | 0 | 0 | 0.0 | 0 |
| MAGIC | 4 | 960 | 149-314 | .475 | 36-103 | .350 | 78-107 | .729 | 51 | 138 | 189 | 88 | 67-0 | 28 | 54 | 25 | 412 | 103.0 | 112 |
| WIZARDS | 4 | 960 | 139-328 | .424 | 18-54 | .333 | 58-74 | .784 | 33 | 119 | 152 | 73 | 89-1 | 28 | 54 | 8 | 354 | 88.5 | 103 |



ORLANDO MAGIC

8701 MAITLAND SUMMIT BOULEVARD, ORLANDO, FL 32810

PHONE: (407) 916-2400 • WWW.ORLANDOMAGIC.COM

YEAR-BY-YEAR RECORD

| Season | Home | Road | Neutral | Total | Season | Home | Road | Neutral | Total |
|---------|------|------|---------|-------|----------------|--------------|-------------|---------|--------------|
| 1989-90 | 2-0 | 2-0 | | 4-0 | 2000-01 | 1-1 | 0-2 | | 1-3 |
| 1990-91 | 1-0 | 0-1 | | 1-1 | 2001-02 | 1-1 | 1-1 | | 2-2 |
| 1991-92 | 2-1 | 1-1 | | 3-2 | 2002-03 | 2-0 | 0-2 | | 2-2 |
| 1992-93 | 0-2 | 0-2 | | 0-4 | 2003-04 | 0-2 | 0-2 | | 0-4 |
| 1993-94 | 1-1 | 0-3 | | 1-4 | 2004-05 | 1-1 | 1-1 | | 2-2 |
| 1994-95 | 2-1 | 0-2 | | 2-3 | 2005-06 | 2-0 | 0-2 | | 2-2 |
| 1995-96 | 0-2 | 0-2 | | 0-4 | 2006-07 | 1-1 | 1-1 | | 2-2 |
| 1996-97 | 2-0 | 1-1 | | 3-1 | 2007-08 | 0-2 | 1-1 | | 1-3 |
| 1997-98 | 1-1 | 0-2 | | 1-3 | 2008-09 | 0-2 | 0-2 | | 0-4 |
| 1998-99 | 1-0 | 0-2 | | 1-2 | Totals: | 20-20 | 8-32 | | 28-52 |
| 1999-00 | 0-2 | 0-2 | | 0-4 | | | | | |

WIZARDS VS. ORLANDO SERIES FACTS

| | |
|---|---------------------------------|
| Wizards largest margin of victory: | 28 (143-115, 3/30/90) |
| Wizards high point total: | 143 (3/30/90) |
| Wizards low point total: | 78 (12/6/02) |
| Magic largest margin of victory: | 30 (122-92, 3/5/08) |
| Magic high point total: | 128 (twice, last 12/26/94, 20T) |
| Magic low point total: | 73 (3/31/99) |

| | at WASHINGTON | at ORLANDO | OVERALL |
|--------------------------|-------------------|-----------------|-----------|
| Wizards last won: | 12/29/06 (112-11) | 3/19/08 (87-86) | 3/19/08 |
| Magic last won: | 3/13/09 (112-103) | 1/6/09 (89-80) | 3/13/09 |
| Wizards streak: | Lost five | Lost three | Lost five |

WIZARDS CAREER THROUGH 2008-2009 VS. ORLANDO

| PLAYER | G | GS | MIN | FIELD GOALS | | | 3-POINT FG | | | FREE THROWS | | | REBOUNDS | | | | AST | PF | DQ | STL | TO | BLK | PTS | AVG | HI |
|------------|----|----|------|-------------|-----|------|------------|-----|------|-------------|-----|------|----------|-----|-----|----|-----|----|----|-----|----|-----|------|-----|----|
| | | | | FG | FGA | PCT | FG | FGA | PCT | FT | FTA | PCT | OFF | DEF | TOT | | | | | | | | | | |
| Arenas | 16 | 16 | 659 | 118 | 308 | .383 | 29 | 93 | .312 | 114 | 130 | .877 | 20 | 51 | 71 | 92 | 52 | 0 | 32 | 55 | 4 | 379 | 23.7 | 40 | |
| Blatche | 12 | 0 | 173 | 24 | 59 | .407 | 0 | 1 | .000 | 14 | 18 | .778 | 11 | 31 | 42 | 13 | 26 | 1 | 7 | 12 | 8 | 62 | 5.2 | 20 | |
| Butler | 21 | 20 | 715 | 119 | 277 | .430 | 12 | 40 | .300 | 56 | 67 | .836 | 28 | 63 | 91 | 55 | 44 | 0 | 36 | 41 | 7 | 306 | 14.6 | 29 | |
| Crittenton | 2 | 0 | 41 | 4 | 14 | .286 | 0 | 1 | .000 | 2 | 4 | .500 | 3 | 6 | 9 | 7 | 1 | 0 | 0 | 3 | 0 | 10 | 5.0 | 10 | |
| Foye | 5 | 3 | 161 | 26 | 64 | .406 | 7 | 11 | .636 | 13 | 16 | .813 | 3 | 14 | 17 | 16 | 15 | 0 | 8 | 12 | 1 | 72 | 14.4 | 25 | |
| Haywood | 27 | 19 | 575 | 62 | 128 | .484 | 0 | 0 | --- | 45 | 78 | .577 | 60 | 87 | 147 | 10 | 76 | 1 | 14 | 30 | 37 | 169 | 6.3 | 18 | |
| James | 20 | 10 | 476 | 67 | 162 | .414 | 27 | 58 | .466 | 31 | 39 | .795 | 6 | 40 | 46 | 74 | 36 | 0 | 12 | 34 | 0 | 192 | 9.6 | 21 | |
| Jamison | 29 | 26 | 1053 | 262 | 523 | .501 | 41 | 100 | .410 | 124 | 179 | .693 | 82 | 155 | 237 | 40 | 66 | 0 | 36 | 45 | 13 | 689 | 23.8 | 48 | |
| McGee | 3 | 1 | 54 | 9 | 19 | .474 | 0 | 0 | --- | 3 | 5 | .600 | 4 | 13 | 17 | 0 | 9 | 0 | 1 | 3 | 1 | 21 | 7.0 | 9 | |
| McGuire | 8 | 3 | 165 | 11 | 30 | .367 | 0 | 3 | .000 | 5 | 7 | .714 | 5 | 15 | 20 | 11 | 13 | 0 | 2 | 7 | 4 | 27 | 3.4 | 10 | |
| Miller | 11 | 7 | 286 | 44 | 87 | .506 | 18 | 43 | .419 | 19 | 26 | .731 | 8 | 40 | 48 | 35 | 22 | 1 | 3 | 23 | 5 | 125 | 11.4 | 25 | |
| Oberto | 6 | 2 | 70 | 8 | 14 | .571 | 0 | 0 | --- | 0 | 2 | .000 | 10 | 13 | 23 | 9 | 15 | 0 | 2 | 0 | 1 | 16 | 2.7 | 6 | |
| Stevenson | 16 | 13 | 366 | 43 | 111 | .387 | 13 | 31 | .419 | 16 | 26 | .615 | 7 | 27 | 34 | 36 | 15 | 0 | 7 | 26 | 1 | 115 | 7.2 | 17 | |
| Young | 8 | 0 | 169 | 32 | 60 | .533 | 4 | 9 | .444 | 11 | 13 | .846 | 1 | 12 | 13 | 8 | 10 | 0 | 1 | 8 | 0 | 79 | 9.9 | 20 | |





PHILADELPHIA 76ERS



Chairman of Comcast-Spectacor..... Ed Snider
President/COO of Comcast-Spectacor,
Chairman Global Spectrum..... Peter Luukko
President & General Manager..... Ed Stefanski
Senior Vice President/Assistant General Manager..... Tony DiLeo
Director of Player Personnel..... Courtney Witte
Head Coach..... Eddie Jordan
Associate Head Coach..... Mike O'Koren
Assistant Coaches..... Randy Ayers, Jim Lynam, Aaron McKie
Head Athletic Trainer..... Kevin Johnson
Assistant Athletic Trainer..... Scott Faust
Director of Basketball Administration..... Allen Lumpkin
Equipment Manager..... Scott Rego
Director of Public Relations..... Michael Preston
Public Relations Coordinator..... Sean McCloskey
Public Relations Coordinator..... Rebecca Goodman
Home Court..... Wachovia Center (20,318)
Radio..... 610 WIP; Tom McGinnis
TV..... Comcast SportsNet, The Comcast Network, CW-57; Marc Zumoff, Ed Pickney

2009-10 vs. WIZARDS: Nov. 24 at Washington, Dec. 22 at Washington, Jan. 5 at Philadelphia
2008-09 FINISH: 41-41 (.500) Second in Atlantic Division
PLAYOFF RESULTS: Lost to Orlando 4-2

2008-09 SEASON SERIES WASHINGTON (0-4) VS. PHILADELPHIA

| PLAYER | G-GS | MIN | FG-FGA | PCT | 3FG-FGA | PCT | FT-FTA | PCT | OFF | DEF | TOT | AST | PF-DQ | STL | TO | BLK | PTS | AVG | HI |
|------------------|------|-----|---------|------|---------|------|--------|-------|-----|-----|-----|-----|-------|-----|----|-----|-----|-------|-----|
| Jamison | 4-4 | 159 | 34-74 | .459 | 4-19 | .211 | 9-15 | .600 | 9 | 30 | 39 | 9 | 11-0 | 3 | 8 | 2 | 81 | 20.3 | 25 |
| Butler | 4-4 | 160 | 25-60 | .417 | 4-16 | .250 | 18-19 | .947 | 8 | 14 | 22 | 18 | 17-0 | 7 | 14 | 0 | 72 | 18.0 | 20 |
| James (TOT) | 4-3 | 105 | 19-36 | .528 | 8-15 | .533 | 3-4 | .750 | 4 | 6 | 10 | 9 | 6-0 | 5 | 5 | 1 | 49 | 12.3 | 16 |
| James (WAS) | 4-3 | 105 | 19-36 | .528 | 8-15 | .533 | 3-4 | .750 | 4 | 6 | 10 | 9 | 6-0 | 5 | 5 | 1 | 49 | 12.3 | 16 |
| McGuire | 4-2 | 90 | 13-23 | .565 | 0-0 | --- | 11-12 | .917 | 9 | 18 | 27 | 8 | 6-0 | 2 | 3 | 4 | 37 | 9.3 | 16 |
| Blatche | 3-1 | 78 | 9-20 | .450 | 0-0 | --- | 8-12 | .667 | 4 | 12 | 16 | 7 | 10-0 | 2 | 8 | 5 | 26 | 8.7 | 13 |
| Crittenton (TOT) | 3-0 | 49 | 12-19 | .632 | 0-0 | --- | 2-6 | .333 | 3 | 3 | 6 | 11 | 6-0 | 4 | 6 | 0 | 26 | 8.7 | 15 |
| Crittenton (WAS) | 3-0 | 49 | 12-19 | .632 | 0-0 | --- | 2-6 | .333 | 3 | 3 | 6 | 11 | 6-0 | 4 | 6 | 0 | 26 | 8.7 | 15 |
| Stevenson | 3-2 | 87 | 8-26 | .308 | 4-16 | .250 | 3-6 | .500 | 3 | 6 | 9 | 9 | 6-0 | 0 | 6 | 0 | 23 | 7.7 | 16 |
| Young | 4-0 | 59 | 9-26 | .346 | 2-8 | .250 | 3-4 | .750 | 1 | 7 | 8 | 5 | 5-0 | 1 | 3 | 0 | 23 | 5.8 | 12 |
| Songaila | 4-2 | 91 | 8-20 | .400 | 0-0 | --- | 6-6 | 1.000 | 4 | 4 | 8 | 5 | 12-0 | 2 | 5 | 0 | 22 | 5.5 | 10 |
| Dixon | 3-1 | 47 | 6-13 | .462 | 3-6 | .500 | 1-2 | .500 | 1 | 2 | 3 | 8 | 8-1 | 1 | 4 | 0 | 16 | 5.3 | 10 |
| McGee | 4-1 | 34 | 3-8 | .375 | 0-0 | --- | 3-4 | .750 | 6 | 3 | 9 | 0 | 9-0 | 0 | 2 | 3 | 9 | 2.3 | 4 |
| Pecherov | 1-0 | 0 | 0-0 | --- | 0-0 | --- | 0-0 | --- | 0 | 0 | 0 | 0 | 0-0 | 0 | 0 | 0 | 0 | 0.0 | 0 |
| WIZARDS | 4 | 960 | 146-325 | .449 | 25-80 | .313 | 67-90 | .744 | 52 | 105 | 157 | 89 | 96-1 | 27 | 64 | 15 | 384 | 96.0 | 103 |
| 76ERS | 4 | 960 | 155-302 | .513 | 26-69 | .377 | 87-120 | .725 | 37 | 119 | 156 | 99 | 70-0 | 31 | 60 | 23 | 423 | 105.8 | 109 |

2008-09 SEASON SERIES 76ERS VS. WIZARDS

| PLAYER | G-GS | MIN | FG-FGA | PCT | 3FG-FGA | PCT | FT-FTA | PCT | OFF | DEF | TOT | AST | PF-DQ | STL | TO | BLK | PTS | AVG | HI |
|-----------|------|-----|---------|------|---------|------|--------|-------|-----|-----|-----|-----|-------|-----|----|-----|-----|-------|-----|
| Iguodala | 4-4 | 159 | 25-48 | .521 | 5-11 | .455 | 19-28 | .679 | 1 | 26 | 27 | 23 | 5-0 | 8 | 11 | 0 | 74 | 18.5 | 22 |
| Brand | 2-1 | 64 | 16-24 | .667 | 0-0 | --- | 4-10 | .400 | 2 | 10 | 12 | 3 | 6-0 | 1 | 2 | 5 | 36 | 18.0 | 27 |
| Williams | 4-0 | 106 | 26-50 | .520 | 8-21 | .381 | 11-15 | .733 | 2 | 4 | 6 | 18 | 6-0 | 4 | 7 | 2 | 71 | 17.8 | 26 |
| Young | 4-3 | 141 | 20-51 | .392 | 5-14 | .357 | 13-14 | .929 | 7 | 15 | 22 | 3 | 10-0 | 7 | 9 | 1 | 58 | 14.5 | 18 |
| Green | 4-4 | 89 | 22-40 | .550 | 3-13 | .231 | 2-2 | 1.000 | 0 | 5 | 5 | 10 | 7-0 | 1 | 3 | 0 | 49 | 12.3 | 20 |
| Miller | 4-4 | 144 | 16-31 | .516 | 0-2 | .000 | 11-15 | .733 | 3 | 13 | 16 | 34 | 12-0 | 4 | 7 | 2 | 43 | 10.8 | 17 |
| Speights | 4-0 | 57 | 13-22 | .591 | 0-0 | --- | 13-13 | 1.000 | 3 | 6 | 9 | 1 | 7-0 | 0 | 1 | 3 | 39 | 9.8 | 17 |
| Rush | 1-0 | 11 | 2-3 | .667 | 2-3 | .667 | 0-0 | --- | 0 | 1 | 1 | 2 | 0-0 | 1 | 0 | 0 | 6 | 6.0 | 6 |
| Dalembert | 4-4 | 88 | 8-19 | .421 | 0-0 | --- | 6-8 | .750 | 11 | 24 | 35 | 0 | 8-0 | 1 | 11 | 6 | 22 | 5.5 | 11 |
| Ivey | 2-0 | 27 | 3-6 | .500 | 3-5 | .600 | 0-0 | --- | 0 | 0 | 0 | 2 | 0-0 | 2 | 0 | 0 | 9 | 4.5 | 6 |
| Evans | 4-0 | 57 | 4-8 | .500 | 0-0 | --- | 6-11 | .545 | 8 | 12 | 20 | 2 | 9-0 | 1 | 5 | 0 | 14 | 3.5 | 11 |
| Ratliff | 1-0 | 17 | 0-0 | --- | 0-0 | --- | 2-4 | .500 | 0 | 3 | 3 | 1 | 0-0 | 1 | 0 | 4 | 2 | 0.0 | 2 |
| WIZARDS | 4 | 960 | 155-302 | .513 | 26-69 | .377 | 87-120 | .725 | 37 | 119 | 156 | 99 | 70-0 | 31 | 60 | 23 | 423 | 105.8 | 109 |
| 76ERS | 4 | 960 | 146-325 | .449 | 25-80 | .313 | 67-90 | .744 | 52 | 105 | 157 | 89 | 96-1 | 27 | 64 | 15 | 384 | 96.0 | 103 |



PHILADELPHIA 76ERS

3601 S. BROAD STREET, PHILADELPHIA, PA 19148

PHONE: 215-339-7600 • WWW.SIXERS.COM

YEAR-BY-YEAR RECORD

| Season | Home | Road | Neutral | Total | Season | Home | Road | Neutral | Total |
|----------------|------|------|---------|-------|--------------|--------------|-------------|---------|----------------|
| 1961-62 | 1-2 | 0-3 | 0-4 | 1-9 | 1985-86 | 3-0 | 0-3 | | 3-3 |
| 1962-63 | 2-2 | 0-3 | 0-3 | 2-8 | 1986-87 | 2-1 | 1-2 | | 3-3 |
| 1963-64 | 3-2 | 1-2 | 1-1 | 5-5 | 1987-88 | 2-1 | 1-2 | | 3-3 |
| 1964-65 | 2-2 | 2-1 | 0-3 | 4-6 | 1988-89 | 2-1 | 0-3 | | 2-4 |
| 1965-66 | 3-2 | 1-1 | 1-2 | 5-5 | 1989-90 | 1-2 | 0-3 | | 1-5 |
| 1966-67 | 1-4 | 0-3 | 0-1 | 1-8 | 1990-91 | 1-1 | 1-2 | | 2-3 |
| 1967-68 | 0-4 | 0-4 | | 0-8 | 1991-92 | 0-3 | 0-2 | | 0-5 |
| 1968-69 | 1-2 | 1-2 | | 2-4 | 1992-93 | 0-2 | 1-1 | | 1-3 |
| 1969-70 | 2-2 | 1-2 | | 3-4 | 1993-94 | 1-1 | 2-1 | | 3-2 |
| 1970-71 | 1-1 | 1-2 | 1-0 | 3-3 | 1994-95 | 2-1 | 0-2 | | 2-3 |
| 1971-72 | 2-0 | 2-0 | | 4-0 | 1995-96 | 2-0 | 1-1 | | 3-1 |
| 1972-73 | 3-0 | 1-1 | 1-0 | 5-1 | 1996-97 | 1-1 | 2-0 | | 1-3 |
| 1973-74 | 3-0 | 1-2 | | 4-2 | 1997-98 | 1-1 | 0-2 | | 3-1 |
| 1974-75 | 1-1 | 2-0 | | 3-1 | 1998-99 | 1-1 | 1-0 | | 2-1 |
| 1975-76 | 3-0 | 0-2 | | 3-2 | 1999-00 | 0-2 | 1-1 | | 1-3 |
| 1976-77 | 1-1 | 0-2 | | 1-3 | 2000-01 | 0-2 | 0-2 | | 0-4 |
| 1977-78 | 2-0 | 0-2 | | 2-2 | 2001-02 | 2-1 | 1-1 | | 3-2 |
| 1978-79 | 0-2 | 1-1 | | 1-3 | 2002-03 | 0-2 | 0-2 | | 0-4 |
| 1979-80 | 1-2 | 0-3 | | 1-5 | 2003-04 | 1-1 | 1-1 | | 2-2 |
| 1980-81 | 1-2 | 1-2 | | 2-4 | 2004-05 | 1-1 | 0-1 | | 1-2 |
| 1981-82 | 0-3 | 0-3 | | 0-6 | 2005-06 | 2-0 | 0-2 | | 2-2 |
| 1982-83 | 1-2 | 1-2 | | 2-4 | 2006-07 | 1-0 | 2-0 | | 3-0 |
| 1983-84 | 2-1 | 0-3 | | 2-4 | 2007-08 | 2-0 | 0-2 | | 2-2 |
| 1984-85 | 1-2 | 1-2 | | 2-4 | 2008-09 | 0-2 | 0-2 | | 0-4 |
| Totals: | | | | | 65-66 | 32-86 | 4-14 | | 101-166 |

WIZARDS VS. PHILADELPHIA SERIES FACTS

Wizards largest margin of victory: 33 (108-75, 2/9/74)
Wizards high point total: 143 (3/14/65)
Wizards low point total: 73 (11/16/99)
76ers largest margin of victory: 39 (143-104, 11/12/76)
76ers high point total: 149 (2x, last 2/24/67)
76ers low point total: 75 (2/9/74)

| | at WASHINGTON | at PHILADELPHIA | OVERALL |
|--------------------------|------------------|------------------|-----------|
| Wizards last won: | 4/12/08 (109-93) | 2/14/07 (92-85) | 4/12/08 |
| 76ers last won: | 2/25/09 (106-98) | 1/30/09 (104-89) | 2/25/09 |
| Wizards streak: | Lost two | Lost four | Lost four |

WIZARDS CAREER THROUGH 2008-2009 VS. PHILADELPHIA

| PLAYER | FIELD GOALS | | | 3-POINT FG | | | FREE THROWS | | | REBOUNDS | | | AST | PF | DQ | STL | TO | BLK | PTS | AVG | HI | | | |
|------------|-------------|----|------|------------|-----|------|-------------|-----|------|----------|-----|------|-----|-----|-----|-----|----|-----|-----|-----|----|-----|------|-----|
| | G | GS | MIN | FG | FGA | PCT | FG | FGA | PCT | FT | FIA | PCT | | | | | | | | | | OFF | DEF | TOT |
| Arenas | 17 | 15 | 638 | 121 | 297 | .407 | 40 | 107 | .374 | 123 | 155 | .794 | 17 | 49 | 66 | 90 | 59 | 1 | 28 | 47 | 5 | 405 | 23.8 | 44 |
| Blatche | 9 | 2 | 195 | 32 | 56 | .571 | 1 | 2 | .500 | 11 | 18 | .611 | 18 | 33 | 51 | 14 | 27 | 0 | 6 | 19 | 17 | 76 | 8.4 | 26 |
| Butler | 21 | 21 | 766 | 121 | 280 | .432 | 12 | 42 | .286 | 70 | 76 | .921 | 37 | 94 | 131 | 80 | 52 | 0 | 40 | 55 | 4 | 324 | 15.4 | 26 |
| Crittenton | 5 | 0 | 88 | 20 | 32 | .625 | 0 | 3 | .000 | 7 | 11 | .636 | 4 | 7 | 11 | 14 | 8 | 0 | 4 | 10 | 0 | 47 | 9.4 | 19 |
| Foye | 5 | 2 | 156 | 18 | 53 | .340 | 3 | 19 | .158 | 11 | 12 | .917 | 3 | 12 | 15 | 29 | 9 | 0 | 0 | 10 | 5 | 50 | 10.0 | 13 |
| Haywood | 23 | 18 | 654 | 56 | 105 | .533 | 0 | 0 | --- | 48 | 74 | .649 | 66 | 64 | 130 | 10 | 53 | 0 | 8 | 22 | 44 | 160 | 7.0 | 18 |
| James | 23 | 12 | 573 | 77 | 181 | .425 | 24 | 68 | .353 | 31 | 37 | .838 | 8 | 39 | 47 | 71 | 59 | 0 | 28 | 39 | 1 | 209 | 9.1 | 38 |
| Jamison | 27 | 25 | 1061 | 225 | 510 | .441 | 31 | 101 | .307 | 99 | 127 | .780 | 77 | 158 | 235 | 58 | 64 | 0 | 21 | 43 | 7 | 580 | 21.5 | 37 |
| McGee | 4 | 1 | 34 | 3 | 8 | .375 | 0 | 0 | --- | 3 | 4 | .750 | 6 | 3 | 9 | 0 | 9 | 0 | 0 | 2 | 3 | 9 | 2.3 | 4 |
| McGuire | 8 | 2 | 118 | 15 | 28 | .536 | 0 | 0 | --- | 12 | 14 | .857 | 12 | 19 | 31 | 10 | 7 | 0 | 2 | 5 | 4 | 42 | 5.3 | 16 |
| Miller | 21 | 14 | 708 | 122 | 247 | .494 | 52 | 116 | .448 | 35 | 45 | .778 | 14 | 88 | 102 | 67 | 46 | 0 | 17 | 43 | 8 | 331 | 15.8 | 33 |
| Oberto | 6 | 2 | 72 | 9 | 18 | .500 | 0 | 0 | --- | 4 | 5 | .800 | 9 | 12 | 21 | 5 | 8 | 0 | 0 | 4 | 0 | 22 | 3.7 | 6 |
| Stevenson | 26 | 19 | 661 | 91 | 202 | .450 | 24 | 59 | .407 | 28 | 43 | .651 | 11 | 56 | 67 | 53 | 37 | 0 | 16 | 33 | 7 | 234 | 9.0 | 28 |
| Young | 7 | 0 | 106 | 19 | 44 | .432 | 3 | 13 | .231 | 6 | 7 | .857 | 1 | 12 | 13 | 10 | 13 | 0 | 4 | 10 | 1 | 47 | 6.7 | 13 |





PHOENIX SUNS



- Managing Partner.....Robert Sarver
- Chairman.....Jerry Colangelo
- Vice Chairman.....Sam Garvin, Jahm Najafi
- President & Chief Operating Officer.....Rick Welts
- President of Basketball Operations, General Manager.....Steve Kerr
- Executive Vice President, Finance/Administration.....Jim Pitman
- Senior Vice President, Basketball Operations.....David Griffin
- Vice President, Player Programs.....Mark West
- Head Coach.....Alvin Gentry
- Assistant Coaches.....Bill Cartwright, Dan Majerle, Igor Kokoskov, John Shumate
- Director of Scouting.....Todd Quinter
- Scout.....Bruce Fraser
- Head Athletic Trainer.....Aaron Nelson
- Assistant Athletic Trainer/Strength & Conditioning.....Mike Elliott
- Assistant Athletic Trainer.....Tom Maystadt
- Equipment Manager.....Jay Gaspar
- Video Coordinator.....Elvis Valcarcel
- Vice President, Basketball Communications.....Julie Fie
- Managers, Basketball Communications.....DC Headley, Vince Kozar
- Assistant to VP of Basketball Communications.....Sherry Reed
- Home Court.....US Airways Center (18,422)
- Radio.....KTAR 620 AM; AI McCoy, Tim Kempton
- Spanish Radio.....KSUN 1400 AM; Gerardo Romo, Arturo Ochoa
- TV.....MY45; Tom Leander, Eddie Johnson, Scott Williams; FSN Arizona; Gary Bender, Eddie Johnson, Scott Williams

2009-10 vs. WIZARDS: Nov. 8 at Washington, Dec. 19 at Phoenix

2008-09 FINISH: 46-36 (.561) Second in Pacific Division **PLAYOFF RESULTS:** Failed to Qualify

2008-09 SEASON SERIES WASHINGTON (0-2) VS. PHOENIX

| PLAYER | G-GS | MIN | FG-FGA | PCT | 3FG-FGA | PCT | FT-FTA | PCT | OFF | DEF | TOT | AST | PF-DQ | STL | TO | BLK | PTS | AVG | HI |
|------------------|------|-----|--------|------|---------|------|--------|-------|-----|-----|-----|-----|-------|-----|----|-----|-----|-------|-----|
| Butler | 1-1 | 43 | 9-20 | .450 | 2-5 | .400 | 8-9 | .889 | 2 | 4 | 6 | 4 | 2-0 | 3 | 4 | 0 | 28 | 28.0 | 28 |
| Jamison | 2-2 | 80 | 19-43 | .442 | 3-8 | .375 | 11-15 | .733 | 6 | 15 | 21 | 4 | 5-0 | 1 | 1 | 1 | 52 | 26.0 | 27 |
| Blatche | 2-0 | 60 | 12-29 | .414 | 0-0 | --- | 2-2 | 1.000 | 3 | 12 | 15 | 3 | 6-0 | 1 | 2 | 2 | 26 | 13.0 | 14 |
| McGee | 2-0 | 38 | 9-17 | .529 | 0-0 | --- | 4-8 | 500 | 7 | 4 | 11 | 0 | 3-0 | 2 | 3 | 2 | 22 | 11.0 | 16 |
| Songaila | 2-1 | 39 | 7-17 | .412 | 0-0 | --- | 2-2 | 1.000 | 1 | 5 | 6 | 3 | 6-0 | 1 | 4 | 0 | 16 | 8.0 | 12 |
| Young | 2-0 | 44 | 4-17 | .235 | 0-4 | .000 | 7-8 | .875 | 0 | 3 | 3 | 2 | 4-0 | 2 | 3 | 1 | 15 | 7.5 | 11 |
| Pecherov | 1-0 | 17 | 2-7 | .286 | 1-3 | .333 | 0-0 | --- | 4 | 4 | 8 | 1 | 1-0 | 0 | 1 | 0 | 5 | 5.0 | 5 |
| Crittendon (TOT) | 2-0 | 43 | 3-9 | .333 | 0-2 | .000 | 0-0 | --- | 2 | 4 | 6 | 6 | 2-0 | 0 | 0 | 0 | 6 | 3.0 | 4 |
| Crittendon (WAS) | 2-0 | 43 | 3-9 | .333 | 0-2 | .000 | 0-0 | --- | 2 | 4 | 6 | 6 | 2-0 | 0 | 0 | 0 | 6 | 3.0 | 4 |
| James (TOT) | 3-2 | 73 | 3-13 | .231 | 0-4 | .000 | 3-3 | 1.000 | 1 | 6 | 7 | 5 | 2-0 | 0 | 5 | 1 | 9 | 3.0 | 9 |
| James (WAS) | 2-2 | 64 | 3-11 | .273 | 0-4 | .000 | 3-3 | 1.000 | 0 | 5 | 5 | 5 | 2-0 | 0 | 5 | 1 | 9 | 4.5 | 9 |
| McGuire | 2-2 | 52 | 2-6 | .333 | 0-0 | --- | 0-0 | --- | 1 | 5 | 6 | 9 | 1-0 | 5 | 1 | 1 | 4 | 2.0 | 4 |
| WIZARDS | 2 | 480 | 70-176 | .398 | 6-26 | .231 | 37-47 | .787 | 26 | 61 | 87 | 37 | 32-0 | 15 | 24 | 9 | 183 | 91.5 | 96 |
| SUNS | 2 | 480 | 91-176 | .517 | 17-37 | .459 | 32-39 | .821 | 23 | 79 | 102 | 61 | 36-0 | 9 | 26 | 18 | 231 | 115.5 | 128 |

2008-09 SEASON SERIES SUNS VS. WIZARDS

| PLAYER | G-GS | MIN | FG-FGA | PCT | 3FG-FGA | PCT | FT-FTA | PCT | OFF | DEF | TOT | AST | PF-DQ | STL | TO | BLK | PTS | AVG | HI |
|------------------|------|-----|--------|------|---------|-------|--------|-------|-----|-----|-----|-----|-------|-----|----|-----|-----|-------|-----|
| Barbosa | 1-0 | 27 | 9-14 | .643 | 3-4 | .750 | 2-2 | 1.000 | 0 | 3 | 3 | 2 | 3-0 | 0 | 2 | 0 | 23 | 23.0 | 23 |
| Richardson (TOT) | 2-2 | 73 | 16-31 | .516 | 7-14 | .500 | 5-5 | 1.000 | 1 | 13 | 14 | 6 | 3-0 | 3 | 3 | 2 | 44 | 22.0 | 35 |
| Richardson (PHO) | 2-2 | 73 | 16-31 | .516 | 7-14 | .500 | 5-5 | 1.000 | 1 | 13 | 14 | 6 | 3-0 | 3 | 3 | 2 | 44 | 22.0 | 35 |
| Stoudemire | 1-1 | 38 | 9-13 | .692 | 0-0 | --- | 4-4 | 1.000 | 4 | 11 | 15 | 2 | 2-0 | 1 | 4 | 3 | 22 | 22.0 | 22 |
| O'Neal | 2-2 | 60 | 15-24 | .625 | 0-0 | --- | 12-17 | .706 | 5 | 13 | 18 | 6 | 6-0 | 1 | 5 | 4 | 42 | 21.0 | 29 |
| Nash | 2-2 | 65 | 14-25 | .560 | 3-6 | .500 | 0-0 | --- | 0 | 5 | 5 | 19 | 1-0 | 0 | 4 | 1 | 31 | 15.5 | 17 |
| Tucker | 1-0 | 11 | 5-6 | .833 | 1-1 | 1.000 | 0-0 | --- | 1 | 0 | 1 | 0 | 0-0 | 0 | 1 | 0 | 11 | 11.0 | 11 |
| Dragic | 1-0 | 19 | 3-5 | .600 | 0-0 | --- | 2-2 | 1.000 | 0 | 2 | 2 | 4 | 2-0 | 0 | 0 | 0 | 8 | 8.0 | 8 |
| Hill | 2-2 | 44 | 6-15 | .400 | 1-3 | .333 | 0-0 | --- | 0 | 6 | 6 | 6 | 2-0 | 0 | 0 | 1 | 13 | 6.5 | 11 |
| Dudley (TOT) | 2-0 | 31 | 3-8 | .375 | 1-2 | .500 | 4-4 | 1.000 | 1 | 3 | 4 | 6 | 2-0 | 2 | 1 | 0 | 11 | 5.5 | 11 |
| Dudley (PHO) | 2-0 | 31 | 3-8 | .375 | 1-2 | .500 | 4-4 | 1.000 | 1 | 3 | 4 | 6 | 2-0 | 2 | 1 | 0 | 11 | 5.5 | 11 |
| Swift (TOT) | 2-0 | 27 | 5-12 | .417 | 0-0 | --- | 1-2 | .500 | 4 | 9 | 13 | 2 | 6-0 | 1 | 2 | 1 | 11 | 5.5 | 10 |
| Swift (PHO) | 1-0 | 21 | 5-12 | .417 | 0-0 | --- | 0-0 | --- | 4 | 8 | 12 | 2 | 5-0 | 1 | 0 | 1 | 10 | 10.0 | 10 |
| Lopez | 1-0 | 6 | 2-4 | .500 | 0-0 | --- | 1-1 | 1.000 | 1 | 0 | 1 | 0 | 0-0 | 0 | 0 | 1 | 5 | 5.0 | 5 |
| Barnes | 2-1 | 50 | 2-12 | .167 | 1-7 | .143 | 2-3 | .667 | 1 | 10 | 11 | 6 | 4-0 | 1 | 3 | 2 | 7 | 3.5 | 7 |
| Amundson | 2-0 | 36 | 2-7 | .286 | 0-0 | --- | 0-1 | .000 | 5 | 5 | 10 | 2 | 6-0 | 0 | 2 | 3 | 4 | 2.0 | 4 |
| SUNS | 2 | 480 | 91-176 | .517 | 17-37 | .459 | 32-39 | .821 | 23 | 79 | 102 | 61 | 36-0 | 9 | 26 | 18 | 231 | 115.5 | 128 |
| WIZARDS | 2 | 480 | 70-176 | .398 | 6-26 | .231 | 37-47 | .787 | 26 | 61 | 87 | 37 | 32-0 | 15 | 24 | 9 | 183 | 91.5 | 96 |



PHOENIX SUNS

201 E. JEFFERSON ST., PHOENIX, AZ 85004
PHONE: 602-379-7900 • WWW.SUNS.COM

YEAR-BY-YEAR RECORD

| Season | Home | Road | Neutral | Total | Season | Home | Road | Neutral | Total |
|---------|------|------|---------|-------|----------------|--------------|--------------|------------|--------------|
| 1968-69 | 2-0 | 3-0 | 1-0 | 6-0 | 1989-90 | 0-1 | 0-1 | | 0-2 |
| 1969-70 | 1-1 | 1-2 | 1-0 | 3-3 | 1990-91 | 0-1 | 0-1 | | 0-2 |
| 1970-71 | 1-0 | 1-1 | 1-0 | 3-2 | 1991-92 | 0-1 | 0-1 | | 0-2 |
| 1971-72 | 2-0 | 2-1 | | 4-1 | 1992-93 | 0-1 | 0-1 | | 0-2 |
| 1972-73 | 1-1 | 1-1 | | 2-2 | 1993-94 | 0-1 | 0-1 | | 0-2 |
| 1973-74 | 2-0 | 0-2 | | 2-2 | 1994-95 | 0-1 | 0-1 | | 0-2 |
| 1974-75 | 2-0 | 1-1 | | 3-1 | 1995-96 | 0-1 | 0-1 | | 0-2 |
| 1975-76 | 2-0 | 2-0 | | 4-0 | 1996-97 | 1-0 | 1-0 | | 1-1 |
| 1976-77 | 2-0 | 1-1 | | 3-1 | 1997-98 | 1-0 | 0-1 | | 1-1 |
| 1977-78 | 2-0 | 0-2 | | 2-2 | 1998-99 | 0-0 | 0-0 | | 0-0 |
| 1978-79 | 2-0 | 1-1 | | 3-1 | 1999-00 | 0-1 | 0-1 | | 0-2 |
| 1979-80 | 0-1 | 0-1 | | 0-2 | 2000-01 | 1-0 | 0-1 | | 1-1 |
| 1980-81 | 1-0 | 0-1 | | 1-1 | 2001-02 | 1-0 | 1-0 | | 2-0 |
| 1981-82 | 0-1 | 1-0 | | 1-1 | 2002-03 | 1-0 | 0-1 | | 1-1 |
| 1982-83 | 1-0 | 1-0 | | 2-0 | 2003-04 | 1-0 | 0-1 | | 1-1 |
| 1983-84 | 0-1 | 0-1 | | 0-2 | 2004-05 | 1-0 | 0-1 | | 1-1 |
| 1984-85 | 1-0 | 0-1 | | 1-1 | 2005-06 | 0-1 | 1-0 | | 1-1 |
| 1985-86 | 1-0 | 0-1 | | 1-1 | 2006-07 | 0-1 | 1-0 | | 1-1 |
| 1986-87 | 1-0 | 1-0 | | 1-1 | 2007-08 | 0-1 | 0-1 | | 0-2 |
| 1987-88 | 1-0 | 1-0 | | 2-0 | 2008-09 | 0-1 | 0-1 | | 0-2 |
| 1988-89 | 0-1 | 0-1 | | 0-2 | Totals: | 32-19 | 20-34 | 3-0 | 55-53 |

WIZARDS VS. PHOENIX SERIES FACTS


Wizards largest margin of victory: 23 (120-97, 2/19/75)
Wizards high point total: 144 (12/22/06)
Wizards low point total: 83 (twice, last 3/21/03)
Suns largest margin of victory: 38 (130-92, 12/6/88)
Suns high point total: 142 (3/9/94)
Suns low point total: 82 (2x, last 1/27/01)

| | | | |
|--------------------------|----------------------|--------------------|----------------|
| | at WASHINGTON | at PHOENIX | OVERALL |
| Wizards last won: | 1/15/05 (108-103) | 12/22/06 (144-139) | 12/22/06 |
| Suns last won: | 1/26/09 (122-107) | 3/21/09 (128-96) | 3/21/09 |
| Wizards streak: | Last four | Last two | Last five |

WIZARDS CAREER THROUGH 2008-2009 VS. PHOENIX

| PLAYER | FIELD GOALS | | | 3-POINT FG | | | FREE THROWS | | | REBOUNDS | | | AST | PF | DQ | STL | TO | BLK | PTS | AVG | HI | | | |
|------------|-------------|----|------|------------|-----|------|-------------|-----|------|----------|-----|------|-----|-----|-----|-----|----|-----|-----|-----|----|-----|------|-----|
| | G | GS | MIN | FG | FGA | PCT | FG | FGA | PCT | FT | FTA | PCT | | | | | | | | | | OFF | DEF | TOT |
| Arenas | 12 | 11 | 440 | 106 | 229 | .463 | 32 | 83 | .386 | 52 | 73 | .712 | 5 | 36 | 41 | 70 | 31 | 0 | 17 | 49 | 2 | 296 | 24.7 | 54 |
| Blatche | 5 | 3 | 123 | 24 | 58 | .414 | 0 | 0 | --- | 7 | 10 | .700 | 15 | 22 | 37 | 9 | 12 | 0 | 3 | 5 | 3 | 55 | 11.0 | 19 |
| Butler | 13 | 13 | 541 | 97 | 215 | .451 | 6 | 24 | .250 | 70 | 82 | .854 | 30 | 60 | 90 | 29 | 36 | 1 | 30 | 29 | 0 | 270 | 20.8 | 34 |
| Crittendon | 6 | 0 | 86 | 8 | 24 | .333 | 0 | 3 | .000 | 3 | 8 | .375 | 2 | 9 | 11 | 10 | 8 | 0 | 0 | 4 | 1 | 19 | 3.2 | 6 |
| Foye | 7 | 5 | 218 | 38 | 98 | .388 | 8 | 20 | .400 | 8 | 14 | .571 | 2 | 19 | 21 | 28 | 20 | 1 | 4 | 6 | 0 | 92 | 13.1 | 25 |
| Haywood | 14 | 11 | 346 | 45 | 69 | .652 | 0 | 1 | .000 | 20 | 36 | .556 | 34 | 62 | 96 | 11 | 37 | 1 | 8 | 16 | 12 | 110 | 7.9 | 21 |
| James | 22 | 10 | 546 | 81 | 209 | .388 | 31 | 76 | .408 | 39 | 41 | .951 | 15 | 42 | 57 | 74 | 38 | 0 | 15 | 32 | 4 | 232 | 10.5 | 36 |
| Jamison | 30 | 24 | 1109 | 227 | 472 | .481 | 22 | 57 | .386 | 122 | 168 | .726 | 74 | 184 | 258 | 47 | 73 | 0 | 25 | 61 | 11 | 598 | 19.9 | 37 |
| McGee | 2 | 0 | 38 | 9 | 17 | .529 | 0 | 0 | --- | 4 | 8 | .500 | 7 | 4 | 11 | 0 | 3 | 0 | 2 | 3 | 3 | 22 | 11.0 | 16 |
| McGuire | 4 | 2 | 65 | 3 | 8 | .375 | 0 | 0 | --- | 0 | 0 | --- | 1 | 9 | 10 | 9 | 3 | 0 | 5 | 2 | 3 | 6 | 1.5 | 4 |
| Miller | 21 | 18 | 688 | 101 | 221 | .457 | 31 | 84 | .369 | 39 | 49 | .796 | 7 | 108 | 115 | 57 | 40 | 0 | 11 | 35 | 3 | 272 | 13.0 | 25 |
| Oberto | 10 | 5 | 159 | 23 | 38 | .605 | 0 | 0 | --- | 0 | 2 | .000 | 16 | 36 | 52 | 4 | 18 | 0 | 2 | 6 | 2 | 46 | 4.6 | 22 |
| Stevenson | 18 | 10 | 352 | 47 | 119 | .395 | 6 | 15 | .400 | 21 | 32 | .656 | 14 | 28 | 42 | 20 | 14 | 0 | 8 | 14 | 1 | 121 | 6.7 | 22 |
| Young | 4 | 0 | 87 | 14 | 40 | .350 | 0 | 6 | .000 | 10 | 11 | .909 | 1 | 7 | 8 | 9 | 8 | 0 | 2 | 6 | 2 | 38 | 9.5 | 13 |





PORTLAND TRAIL BLAZERS

Chairman.....Paul Allen
 President.....Larry Miller
 Chief Marketing Officer.....Sarah Mensah
 General Manager.....Kevin Pritchard
 Assistant General Manager.....Tom Penn
 Head Coach.....Nate McMillan
 Lead Assistant Coach.....Dean Demopoulos
 Assistant Coaches.....Monty Williams, Maurice Lucas, Joe Prunty, Bill Bayno
 Assistant Coach/Video Coordinator.....Kaleb Canales
 Head Athletic Trainer.....Jay Jensen
 Assistant Athletic Trainer.....Geoff Clark
 Strength & Conditioning Coach.....Bob Medina
 Director of NBA Scouting.....Michael Born
 Director of College Scouting.....Chad Buchanan
 Shooting Coach.....John Townsend
 Scouts.....Jason Filippi, Doc Martin
 Advance Scout.....Jim Sleeper, Larry Greer
 Vice President of Communications.....Cheri Hanson
 Director of Sports Communications.....Jim Taylor
 Sports Communications Manager.....Collin Romer
 Home Court.....The Rose Garden (19,980)
 Radio.....The Game (95.5 AM); Brian Wheeler, Antonio Harvey
 TV.....KGW (Channel 8), Comcast SportsNet; Mike Barrett, Mike Rice

2009-10 vs. WIZARDS: Jan. 18 at Washington, Mar. 19 at Portland

2008-09 FINISH: 54-28 (.659) Second in Northwest Division **PLAYOFF RESULTS:** Lost to Houston 4-2

2008-09 SEASON SERIES WASHINGTON (0-2) VS. PORTLAND

| PLAYER | G-GS | MIN | FG-FGA | PCT | 3FG-FGA | PCT | FT-FTA | PCT | OFF | DEF | TOT | AST | PF-DD | STL | TO | BLK | PTS | AVG | HI |
|------------------|------|-----|--------|------|---------|------|--------|-------|-----|-----|-----|-----|-------|-----|----|-----|-----|------|-----|
| Butler | 2-2 | 77 | 15-28 | .536 | 3-6 | .500 | 14-15 | .933 | 4 | 11 | 15 | 8 | 6-0 | 1 | 12 | 1 | 47 | 23.5 | 31 |
| Jamison | 2-2 | 74 | 18-31 | .581 | 5-10 | .500 | 0-0 | --- | 1 | 7 | 8 | 8 | 5-0 | 1 | 3 | 1 | 41 | 20.5 | 22 |
| Dixon | 1-0 | 24 | 5-10 | .500 | 3-5 | .600 | 0-0 | --- | 1 | 4 | 5 | 2 | 4-0 | 1 | 2 | 0 | 13 | 13.0 | 13 |
| Blatche | 2-1 | 57 | 10-20 | .500 | 0-0 | --- | 2-4 | .500 | 3 | 4 | 7 | 2 | 7-0 | 0 | 4 | 1 | 22 | 11.0 | 11 |
| Songaila | 2-0 | 46 | 8-12 | .667 | 0-0 | --- | 0-2 | .000 | 2 | 1 | 3 | 3 | 7-0 | 1 | 2 | 0 | 16 | 8.0 | 8 |
| Stevenson | 1-1 | 31 | 2-5 | .400 | 0-2 | .000 | 4-7 | .571 | 0 | 5 | 5 | 3 | 1-0 | 0 | 0 | 0 | 8 | 8.0 | 8 |
| Young | 2-0 | 28 | 5-12 | .417 | 4-6 | .667 | 0-0 | --- | 2 | 5 | 7 | 1 | 2-0 | 0 | 3 | 0 | 14 | 7.0 | 11 |
| Brown | 1-1 | 16 | 2-3 | .667 | 0-0 | --- | 0-0 | --- | 0 | 2 | 3 | 1-0 | 1 | 2 | 0 | 4 | 4.0 | 4 | 4 |
| Daniels | 1-0 | 20 | 0-2 | .000 | 0-1 | .000 | 4-4 | 1.000 | 0 | 0 | 3 | 0-0 | 0 | 1 | 0 | 4 | 4.0 | 4 | 4 |
| McGee | 2-1 | 24 | 3-8 | .375 | 0-0 | --- | 0-0 | --- | 2 | 5 | 7 | 0 | 5-0 | 2 | 0 | 4 | 6 | 3.0 | 6 |
| James (TOT) | 1-1 | 28 | 0-3 | .000 | 0-1 | .000 | 2-2 | 1.000 | 0 | 1 | 1 | 7 | 1-0 | 0 | 3 | 0 | 2 | 2.0 | 2 |
| James (WAS) | 1-1 | 28 | 0-3 | .000 | 0-1 | .000 | 2-2 | 1.000 | 0 | 1 | 1 | 7 | 1-0 | 0 | 3 | 0 | 2 | 2.0 | 2 |
| Thomas | 1-0 | 4 | 1-2 | .500 | 0-0 | --- | 0-0 | --- | 1 | 0 | 1 | 0-0 | 0 | 0 | 0 | 0 | 2 | 2.0 | 2 |
| Crittendon (TOT) | 1-0 | 6 | 0-0 | --- | 0-0 | --- | 0-0 | --- | 0 | 1 | 1 | 1 | 0-0 | 0 | 0 | 0 | 0 | 0.0 | 0 |
| Crittendon (WAS) | 1-0 | 6 | 0-0 | --- | 0-0 | --- | 0-0 | --- | 0 | 1 | 1 | 1 | 0-0 | 0 | 0 | 0 | 0 | 0.0 | 0 |
| McGuire | 2-1 | 47 | 0-4 | .000 | 0-0 | --- | 0-0 | --- | 1 | 9 | 10 | 2 | 3-0 | 2 | 5 | 2 | 0 | 0.0 | 0 |
| WIZARDS | 2 | 480 | 69-140 | .493 | 15-31 | .484 | 26-34 | .765 | 17 | 55 | 72 | 43 | 43-0 | 9 | 39 | 9 | 179 | 89.5 | 92 |
| TRAIL BLAZERS | 2 | 480 | 72-157 | .459 | 13-31 | .419 | 41-54 | .759 | 27 | 51 | 78 | 42 | 40-0 | 26 | 22 | 8 | 198 | 99.0 | 100 |

2008-09 SEASON SERIES TRAIL BLAZERS VS. WIZARDS

| PLAYER | G-GS | MIN | FG-FGA | PCT | 3FG-FGA | PCT | FT-FTA | PCT | OFF | DEF | TOT | AST | PF-DD | STL | TO | BLK | PTS | AVG | HI |
|---------------|------|-----|--------|-------|---------|-------|--------|-------|-----|-----|-----|-----|-------|-----|----|-----|-----|------|-----|
| Roy | 2-2 | 73 | 16-37 | .432 | 2-4 | .500 | 10-14 | .714 | 6 | 7 | 13 | 11 | 8-0 | 10 | 5 | 2 | 44 | 22.0 | 22 |
| Aldridge | 2-2 | 75 | 13-28 | .464 | 0-2 | .000 | 8-9 | .889 | 2 | 10 | 12 | 3 | 5-0 | 1 | 0 | 0 | 34 | 17.0 | 18 |
| Oden | 2-2 | 70 | 10-16 | .625 | 0-0 | --- | 11-14 | .786 | 12 | 12 | 24 | 1 | 6-0 | 2 | 5 | 1 | 31 | 15.5 | 18 |
| Blake | 1-1 | 34 | 4-12 | .333 | 2-7 | .286 | 5-6 | .833 | 0 | 5 | 5 | 5 | 1-0 | 2 | 1 | 0 | 15 | 15.0 | 15 |
| Outlaw | 2-0 | 49 | 8-17 | .471 | 3-4 | .750 | 1-2 | .500 | 2 | 5 | 7 | 1 | 4-0 | 3 | 2 | 2 | 20 | 10.0 | 11 |
| Fernandez | 2-0 | 48 | 7-17 | .412 | 3-9 | .333 | 1-1 | 1.000 | 2 | 3 | 5 | 3 | 3-0 | 6 | 0 | 1 | 18 | 9.0 | 13 |
| Rodriguez | 2-1 | 46 | 6-13 | .462 | 2-4 | .500 | 0-2 | .000 | 0 | 2 | 2 | 15 | 3-0 | 1 | 5 | 0 | 14 | 7.0 | 12 |
| Batum | 2-2 | 35 | 4-8 | .500 | 1-1 | 1.000 | 0-0 | --- | 1 | 3 | 4 | 0 | 5-0 | 0 | 0 | 2 | 9 | 4.5 | 9 |
| Frye | 1-0 | 11 | 2-4 | .500 | 0-0 | --- | 0-0 | --- | 0 | 0 | 0 | 2 | 1-0 | 0 | 0 | 0 | 4 | 4.0 | 4 |
| Bayless | 1-0 | 15 | 0-3 | .000 | 0-0 | --- | 3-4 | .750 | 0 | 1 | 1 | 1 | 0-0 | 1 | 2 | 0 | 3 | 3.0 | 3 |
| Przybilla | 2-0 | 23 | 2-2 | 1.000 | 0-0 | --- | 2-2 | 1.000 | 2 | 3 | 5 | 0 | 4-0 | 0 | 2 | 0 | 6 | 3.0 | 4 |
| TRAIL BLAZERS | 2 | 480 | 72-157 | .459 | 13-31 | .419 | 41-54 | .759 | 27 | 51 | 78 | 42 | 40-0 | 26 | 22 | 8 | 198 | 99.0 | 100 |
| WIZARDS | 2 | 480 | 69-140 | .493 | 15-31 | .484 | 26-34 | .765 | 17 | 55 | 72 | 43 | 43-0 | 9 | 39 | 9 | 179 | 89.5 | 92 |



PORTLAND TRAIL BLAZERS

ONE CENTER COURT, SUITE 200, PORTLAND, OR 97227

PHONE: 503-234-9291 • WWW.TRAILBLAZERS.COM

YEAR-BY-YEAR RECORD

| Season | Home | Road | Neutral | Total | Season | Home | Road | Neutral | Total |
|---------|------|------|---------|-------|----------------|--------------|--------------|------------|--------------|
| 1970-71 | 2-0 | 0-2 | | 2-2 | 1990-91 | 0-1 | 0-1 | | 0-2 |
| 1971-72 | 1-0 | 1-1 | 1-0 | 3-1 | 1991-92 | 0-1 | 0-1 | | 0-2 |
| 1972-73 | 2-0 | 2-0 | | 4-0 | 1992-93 | 1-0 | 0-1 | | 1-1 |
| 1973-74 | 2-0 | 1-1 | | 3-1 | 1993-94 | 0-1 | 0-1 | | 0-2 |
| 1974-75 | 2-0 | 1-1 | | 3-1 | 1994-95 | 0-1 | 0-1 | | 0-2 |
| 1975-76 | 1-1 | 1-1 | | 2-2 | 1995-96 | 1-0 | 1-0 | | 2-0 |
| 1976-77 | 1-0 | 1-1 | | 2-1 | 1996-97 | 1-0 | 1-0 | | 2-0 |
| 1977-78 | 1-1 | 0-1 | | 1-2 | 1997-98 | 0-1 | 1-0 | | 1-1 |
| 1978-79 | 1-1 | 0-2 | | 1-3 | 1998-99 | 0-1 | 0-0 | | 0-1 |
| 1979-80 | 1-0 | 0-1 | | 1-1 | 1999-00 | 0-1 | 0-1 | | 0-2 |
| 1980-81 | 0-1 | 0-1 | | 0-2 | 2000-01 | 0-1 | 0-1 | | 0-2 |
| 1981-82 | 1-0 | 1-0 | | 2-0 | 2001-02 | 0-1 | 0-1 | | 0-2 |
| 1982-83 | 1-0 | 0-1 | | 1-1 | 2002-03 | 0-1 | 1-0 | | 1-1 |
| 1983-84 | 0-1 | 1-0 | | 1-1 | 2003-04 | 0-1 | 1-0 | | 1-1 |
| 1984-85 | 1-0 | 0-1 | | 1-1 | 2004-05 | 1-0 | 1-0 | | 2-0 |
| 1985-86 | 1-0 | 1-0 | | 2-0 | 2005-06 | 1-0 | 0-1 | | 1-1 |
| 1986-87 | 1-0 | 0-1 | | 1-1 | 2006-07 | 0-1 | 0-1 | | 0-2 |
| 1987-88 | 0-1 | 0-1 | | 0-2 | 2007-08 | 1-0 | 0-1 | | 1-1 |
| 1988-89 | 1-0 | 0-1 | | 1-1 | 2008-09 | 0-1 | 0-1 | | 0-2 |
| 1989-90 | 0-1 | 1-0 | | 1-1 | Totals: | 26-20 | 17-29 | 1-0 | 44-49 |

WIZARDS VS. PORTLAND SERIES FACTS

| | |
|---|------------------------|
| Wizards largest margin of victory: | 52 (156-104, 11/24/70) |
| Wizards high point total: | 156 (11/24/70) |
| Wizards low point total: | 70 (12/23/00) |
| Trail Blazers largest margin of victory: | 45 (132-87, 10/13/73) |
| Trail Blazers high point total: | 136 (3/11/71) |
| Trail Blazers low point total: | 80 (2x, last 11/25/03) |

| | at WASHINGTON | at PORTLAND | OVERALL |
|--------------------------------|-------------------|-------------------|------------|
| Wizards last won: | 11/17/07 (109-90) | 3/28/05 (114-106) | 11/17/07 |
| Trail Blazers last won: | 12/3/08 (98-92) | 1/24/09 (100-87) | 1/24/09 |
| Wizards streak: | Lost one | Lost four | Lost three |

WIZARDS CAREER THROUGH 2008-2009 VS. PORTLAND

| PLAYER | FIELD GOALS | | | 3-POINT FG | | | FREE THROWS | | | REBOUNDS | | | AST | | | PF | | | DQ | | | STL | | | TO | | | BLK | | | PTS | | | AVG | | | HI | | |
|------------|-------------|----|-----|------------|-----|------|-------------|-----|------|----------|-----|------|-----|-----|-----|-----|----|----|-----|----|-----|-----|------|----|----|--|--|-----|--|--|-----|--|--|-----|--|--|----|--|--|
| | G | GS | MIN | FG | FGA | PCT | FG | FGA | PCT | FT | FTA | PCT | OFF | DEF | TOT | AST | PF | DQ | STL | TO | BLK | PTS | AVG | HI | | | | | | | | | | | | | | | |
| Arenas | 13 | 12 | 404 | 79 | 171 | .462 | 21 | 62 | .339 | 55 | 65 | .846 | 12 | 28 | 40 | 59 | 33 | 0 | 16 | 37 | 4 | 234 | 18.0 | 29 | | | | | | | | | | | | | | | |
| Blatche | 6 | 3 | 138 | 21 | 48 | .438 | 0 | 2 | .000 | 6 | 8 | .750 | 10 | 12 | 22 | 10 | 20 | 0 | 3 | 14 | 6 | 48 | 8.0 | 11 | | | | | | | | | | | | | | | |
| Butler | 12 | 9 | 360 | 58 | 141 | .411 | 5 | 18 | .278 | 35 | 36 | .972 | 21 | 42 | 63 | 24 | 37 | 0 | 12 | 28 | 3 | 156 | 13.0 | 31 | | | | | | | | | | | | | | | |
| Crittendon | 1 | 0 | 6 | 0 | 0 | --- | 0 | 0 | --- | 0 | 0 | --- | 0 | 1 | 1 | 1 | 1 | 0 | 0 | 0 | 0 | 0 | 0 | 0 | | | | | | | | | | | | | | | |
| Foye | 10 | 3 | 273 | 40 | 93 | .430 | 4 | 21 | .190 | 17 | 20 | .850 | 7 | 28 | 35 | 32 | 25 | 0 | 6 | 17 | 0 | 101 | 10.1 | 23 | | | | | | | | | | | | | | | |
| Haywood | 12 | 9 | 271 | 30 | 57 | .526 | 0 | 0 | --- | 30 | 43 | .698 | 30 | 38 | 68 | 4 | 30 | 0 | 2 | 10 | 14 | 90 | 7.5 | 17 | | | | | | | | | | | | | | | |
| James | 16 | 7 | 424 | 64 | 143 | .448 | 13 | 41 | .317 | 24 | 28 | .857 | 4 | 38 | 42 | 72 | 34 | 0 | 9 | 27 | 1 | 165 | 10.3 | 22 | | | | | | | | | | | | | | | |
| Jamison | 29 | 21 | 928 | 181 | 423 | .428 | 22 | 62 | .355 | 66 | 95 | .695 | 78 | 111 | 189 | 55 | 67 | 0 | 21 | 44 | 11 | 450 | 15.5 | 30 | | | | | | | | | | | | | | | |
| McGee | 2 | 1 | 24 | 3 | 8 | .375 | 0 | 0 | --- | 0 | 0 | --- | 2 | 5 | 7 | 0 | 5 | 0 | 2 | 0 | 4 | 6 | 3.0 | 6 | | | | | | | | | | | | | | | |
| McGuire | 4 | 1 | 65 | 1 | 6 | .167 | 0 | 0 | --- | 0 | 0 | --- | 2 | 11 | 13 | 2 | 5 | 0 | 2 | 6 | 3 | 2 | 0.5 | 2 | | | | | | | | | | | | | | | |
| Miller | 25 | 17 | 822 | 134 | 290 | .462 | 52 | 123 | .423 | 57 | 71 | .803 | 15 | 88 | 103 | 82 | 56 | 1 | 18 | 41 | 5 | 377 | 15.1 | 30 | | | | | | | | | | | | | | | |
| Oberto | 13 | 5 | 190 | 19 | 26 | .731 | 0 | 0 | --- | 1 | 2 | .500 | 13 | 32 | 45 | 9 | 31 | 1 | 3 | 8 | 1 | 39 | 3.0 | 6 | | | | | | | | | | | | | | | |
| Stevenson | 22 | 16 | 518 | 75 | 158 | .475 | 6 | 21 | .286 | 26 | 39 | .667 | 16 | 34 | 50 | 38 | 27 | 0 | 13 | 16 | 4 | 182 | 8.3 | 17 | | | | | | | | | | | | | | | |
| Young | 4 | 0 | 58 | 13 | 27 | .481 | 6 | 10 | .600 | 3 | 4 | .750 | 2 | 7 | 9 | 4 | 7 | 0 | 2 | 3 | 0 | 35 | 8.8 | 17 | | | | | | | | | | | | | | | |





SACRAMENTO KINGS

Ownership.....Maloo Sports and Entertainment
 President, Basketball Operations..... Geoff Petrie
 President..... John Thomas
 Vice President, Basketball Operations..... Wayne Cooper
 Head Coach..... Paul Westphal
 Assistant Coaches.....Jim Eyen, Mario Elie, Truck Robinson, Bryan Gates, Pete Carril, Shareef Abdur-Rahim
 Advance NBA Scout/Assistant Coach..... Bubba Burrage
 Athletic Trainer..... Pete Youngman
 Strength and Conditioning Coach..... Daniel Shapiro
 Assistant Athletic Trainer..... Manny Romero
 Equipment Manager..... Robert Pimental
 Vice President of Media Relations/Basketball Operations..... Troy Hanson
 Executive Director of Media Relations/Basketball Operations..... Darrin May
 Manager, Basketball Information..... Darryll Arata
 Manager, Media Relations/Web Content..... Devin Blankenship
 Media Relations Coordinator..... Chris Clark
 Media Relations Assistant..... Heather Smith
 Home Court..... ARCO Arena (17,317)
 Radio..... KHTK (1140 AM); Gary Gerould
 TV..... News10 (ABC, Channel 10), Comcast SportsNet; Grant Napear, Jerry Reynolds

2009-10 vs. WIZARDS: Dec. 16 at Sacramento, Jan. 16 at Washington
2008-09 FINISH: 17-65 (.207) Fifth in Pacific Division **PLAYOFF RESULTS:** Failed to Qualify

2008-09 SEASON SERIES WASHINGTON (2-0) VS. SACRAMENTO

| PLAYER | G-GS | MIN | FG-FGA | PCT | 3FG-FGA | PCT | FT-FTA | PCT | OFF | DEF | TOT | AST | PF-DQ | STL | TO | BLK | PTS | AVG | HI |
|------------------|------|-----|--------|------|---------|------|--------|-------|-----|-----|-----|-----|-------|-----|----|-----|-----|-------|-----|
| Butler | 1-1 | 44 | 13-25 | .520 | 1-5 | .200 | 5-5 | 1.000 | 1 | 6 | 7 | 5 | 5-0 | 3 | 3 | 0 | 32 | 32.0 | 32 |
| Jamison | 2-2 | 83 | 20-42 | .476 | 3-9 | .333 | 20-23 | .870 | 4 | 14 | 18 | 4 | 3-0 | 2 | 2 | 1 | 63 | 31.5 | 33 |
| Blatche | 2-2 | 60 | 15-22 | .682 | 0-0 | --- | 6-8 | .750 | 2 | 7 | 9 | 4 | 10-0 | 0 | 4 | 4 | 36 | 18.0 | 20 |
| Songaila | 2-1 | 46 | 5-15 | .333 | 0-0 | --- | 9-9 | 1.000 | 3 | 7 | 10 | 4 | 5-0 | 3 | 4 | 0 | 19 | 9.5 | 15 |
| Dixon | 1-0 | 18 | 3-5 | .600 | 2-4 | .500 | 1-1 | 1.000 | 0 | 1 | 1 | 2 | 0-0 | 2 | 1 | 0 | 9 | 9.0 | 9 |
| James (TOT) | 2-2 | 70 | 7-14 | .500 | 1-4 | .250 | 1-2 | .500 | 0 | 3 | 3 | 4 | 3-0 | 0 | 3 | 2 | 16 | 8.0 | 8 |
| James (WAS) | 2-2 | 70 | 7-14 | .500 | 1-4 | .250 | 1-2 | .500 | 0 | 3 | 3 | 4 | 3-0 | 0 | 3 | 2 | 16 | 8.0 | 8 |
| Young | 2-0 | 35 | 7-15 | .467 | 2-3 | .667 | 0-0 | --- | 0 | 2 | 2 | 2 | 3-0 | 0 | 3 | 0 | 16 | 8.0 | 12 |
| McGuire | 2-2 | 77 | 6-11 | .545 | 0-0 | --- | 1-2 | .500 | 6 | 14 | 20 | 13 | 6-0 | 1 | 3 | 5 | 13 | 6.5 | 8 |
| McGee | 2-0 | 24 | 3-8 | .375 | 0-0 | --- | 4-5 | .800 | 3 | 8 | 11 | 1 | 7-0 | 2 | 1 | 0 | 10 | 5.0 | 9 |
| Crittendon (TOT) | 3-0 | 29 | 1-5 | .200 | 0-1 | .000 | 0-0 | --- | 1 | 5 | 6 | 2 | 5-0 | 1 | 4 | 0 | 2 | 0.7 | 2 |
| Crittendon (WAS) | 2-0 | 23 | 1-4 | .250 | 0-1 | .000 | 0-0 | --- | 1 | 4 | 5 | 1 | 3-0 | 1 | 2 | 0 | 2 | 1.0 | 2 |
| WIZARDS | 2 | 480 | 80-161 | .497 | 9-26 | .346 | 47-55 | .855 | 20 | 66 | 86 | 40 | 45-0 | 14 | 27 | 12 | 216 | 108.0 | 110 |
| KINGS | 2 | 480 | 72-164 | .439 | 20-51 | .392 | 47-57 | .825 | 23 | 52 | 75 | 37 | 43-2 | 14 | 24 | 6 | 211 | 105.5 | 107 |

2008-09 SEASON SERIES KINGS VS. WIZARDS

| PLAYER | G-GS | MIN | FG-FGA | PCT | 3FG-FGA | PCT | FT-FTA | PCT | OFF | DEF | TOT | AST | PF-DQ | STL | TO | BLK | PTS | AVG | HI |
|---------------|------|-----|--------|------|---------|------|--------|-------|-----|-----|-----|-----|-------|-----|----|-----|-----|-------|-----|
| Salmmons | 1-1 | 42 | 7-13 | .538 | 3-6 | .500 | 7-8 | .875 | 1 | 4 | 5 | 5 | 3-0 | 1 | 3 | 0 | 24 | 24.0 | 24 |
| Martin | 2-2 | 81 | 10-30 | .333 | 7-16 | .438 | 19-23 | .826 | 2 | 4 | 6 | 5 | 5-0 | 4 | 7 | 0 | 46 | 23.0 | 24 |
| Udrih | 2-1 | 68 | 12-19 | .632 | 4-6 | .667 | 6-8 | .750 | 0 | 7 | 7 | 10 | 3-0 | 2 | 4 | 0 | 34 | 17.0 | 24 |
| Nocioni (TOT) | 3-1 | 78 | 15-29 | .517 | 7-17 | .412 | 6-8 | .750 | 0 | 7 | 7 | 5 | 7-0 | 1 | 4 | 2 | 43 | 14.3 | 19 |
| Nocioni (SAC) | 1-1 | 30 | 6-12 | .500 | 2-6 | .333 | 2-2 | 1.000 | 0 | 3 | 3 | 0 | 2-0 | 0 | 0 | 0 | 16 | 16.0 | 16 |
| Garcia | 2-1 | 47 | 9-24 | .375 | 3-6 | .500 | 4-4 | 1.000 | 4 | 3 | 7 | 4 | 5-0 | 1 | 2 | 2 | 25 | 12.5 | 14 |
| Hawes | 2-1 | 63 | 11-24 | .458 | 0-2 | .000 | 2-4 | .500 | 5 | 6 | 11 | 5 | 3-0 | 1 | 3 | 0 | 24 | 12.0 | 20 |
| Thompson | 2-2 | 58 | 10-17 | .588 | 0-0 | --- | 4-4 | 1.000 | 8 | 11 | 19 | 4 | 12-2 | 0 | 3 | 4 | 24 | 12.0 | 14 |
| Solomon (TOT) | 2-1 | 49 | 8-16 | .500 | 1-5 | .200 | 0-0 | --- | 1 | 6 | 7 | 5 | 6-0 | 0 | 2 | 1 | 17 | 8.5 | 14 |
| Solomon (SAC) | 1-0 | 13 | 1-5 | .200 | 1-4 | .250 | 0-0 | --- | 0 | 3 | 3 | 0 | 1-0 | 0 | 0 | 0 | 3 | 3.0 | 3 |
| Williams | 1-0 | 17 | 2-3 | .667 | 0-0 | --- | 1-2 | .500 | 2 | 3 | 5 | 0 | 3-0 | 2 | 2 | 0 | 5 | 5.0 | 5 |
| Greene | 1-0 | 13 | 2-5 | .400 | 0-2 | .000 | 0-0 | --- | 0 | 2 | 2 | 0 | 2-0 | 2 | 0 | 0 | 4 | 4.0 | 4 |
| Miller | 1-1 | 23 | 1-4 | .250 | 0-0 | --- | 2-2 | 1.000 | 1 | 3 | 4 | 2 | 1-0 | 0 | 0 | 0 | 4 | 4.0 | 4 |
| McCants (TOT) | 2-0 | 19 | 2-7 | .286 | 0-2 | .000 | 1-2 | .500 | 1 | 2 | 3 | 2 | 5-0 | 1 | 1 | 0 | 5 | 2.5 | 3 |
| McCants (SAC) | 1-0 | 10 | 1-2 | .500 | 0-1 | .000 | 0-0 | --- | 0 | 2 | 2 | 1 | 3-0 | 0 | 0 | 0 | 2 | 2.0 | 2 |
| Brown | 1-0 | 9 | 0-4 | .000 | 0-1 | .000 | 0-0 | --- | 0 | 1 | 1 | 1 | 0-0 | 1 | 0 | 0 | 0 | 0.0 | 0 |
| Jackson | 1-0 | 6 | 0-2 | .000 | 0-1 | .000 | 0-0 | --- | 0 | 0 | 0 | 0 | 0-0 | 0 | 0 | 0 | 0 | 0.0 | 0 |
| KINGS | 2 | 480 | 72-164 | .439 | 20-51 | .392 | 47-57 | .825 | 23 | 52 | 75 | 37 | 43-2 | 14 | 24 | 6 | 211 | 105.5 | 107 |
| WIZARDS | 2 | 480 | 80-161 | .497 | 9-26 | .346 | 47-55 | .855 | 20 | 66 | 86 | 40 | 45-0 | 14 | 27 | 12 | 216 | 108.0 | 110 |



SACRAMENTO KINGS

ONE SPORTS PARKWAY, SACRAMENTO, CA 95834

PHONE: 916-455-4647 • WWW.KINGS.COM

YEAR-BY-YEAR RECORD

| Season | Home | Road | Neutral | Total | Season | Home | Road | Neutral | Total |
|---------|------|------|---------|-------|----------------|--------------|--------------|-------------|--------------|
| 1961-62 | 0-3 | 0-2 | 1-4 | 1-9 | 1985-86 | 1-0 | 0-1 | 1-1 | 1-1 |
| 1962-63 | 3-2 | 0-2 | 1-2 | 4-6 | 1986-87 | 1-0 | 0-1 | 1-1 | 1-1 |
| 1963-64 | 2-3 | 0-4 | 0-1 | 2-8 | 1987-88 | 1-0 | 1-0 | 2-0 | 2-0 |
| 1964-65 | 4-1 | 1-1 | 1-2 | 6-4 | 1988-89 | 1-0 | 1-0 | 2-0 | 2-0 |
| 1965-66 | 3-2 | 0-4 | 0-1 | 3-7 | 1989-90 | 1-0 | 0-1 | 1-1 | 1-1 |
| 1966-67 | 3-2 | 0-3 | 0-1 | 3-6 | 1990-91 | 0-1 | 0-1 | 0-2 | 0-2 |
| 1967-68 | 3-0 | 0-3 | 2-0 | 5-3 | 1991-92 | 0-1 | 0-1 | 0-2 | 0-2 |
| 1968-69 | 0-3 | 3-0 | 1-0 | 4-3 | 1992-93 | 0-1 | 1-0 | 1-1 | 1-1 |
| 1969-70 | 3-0 | 0-3 | 1-0 | 4-3 | 1993-94 | 0-1 | 0-1 | 0-2 | 0-2 |
| 1970-71 | 2-1 | 1-2 | | 3-3 | 1994-95 | 1-0 | 0-1 | 1-1 | 1-1 |
| 1971-72 | 2-1 | 2-1 | | 4-2 | 1995-96 | 1-0 | 1-0 | 2-0 | 2-0 |
| 1972-73 | 2-0 | 1-1 | | 3-1 | 1996-97 | 1-0 | 1-0 | 2-0 | 2-0 |
| 1973-74 | 1-1 | 2-0 | | 3-1 | 1997-98 | 1-0 | 0-1 | 1-1 | 1-1 |
| 1974-75 | 2-0 | 1-1 | | 3-1 | 1998-99 | 0-1 | 0-0 | 0-1 | 0-1 |
| 1975-76 | 2-0 | 1-1 | | 3-1 | 1999-00 | 0-1 | 0-1 | 0-2 | 0-2 |
| 1976-77 | 2-0 | 0-2 | | 2-2 | 2000-01 | 0-1 | 0-1 | 0-2 | 0-2 |
| 1977-78 | 1-1 | 1-1 | | 2-2 | 2001-02 | 1-0 | 0-1 | 1-1 | 1-1 |
| 1978-79 | 0-1 | 0-2 | | 0-3 | 2002-03 | 0-1 | 0-1 | 0-2 | 0-2 |
| 1979-80 | 0-1 | 0-1 | | 0-2 | 2003-04 | 1-0 | 0-1 | 1-1 | 1-1 |
| 1980-81 | 1-0 | 0-1 | | 1-1 | 2004-05 | 0-1 | 0-1 | 0-2 | 0-2 |
| 1981-82 | 1-0 | 1-0 | | 2-0 | 2005-06 | 1-0 | 1-0 | 2-0 | 2-0 |
| 1982-83 | 0-1 | 0-1 | | 0-2 | 2006-07 | 1-0 | 1-0 | 2-0 | 2-0 |
| 1983-84 | 0-1 | 0-1 | | 0-2 | 2007-08 | 1-0 | 1-0 | 2-0 | 2-0 |
| 1984-85 | 1-0 | 0-1 | | 1-1 | 2008-09 | 1-0 | 1-0 | 2-0 | 2-0 |
| | | | | | Totals: | 53-33 | 23-52 | 7-11 | 83-96 |

WIZARDS VS. SACRAMENTO SERIES FACTS

| | |
|---|-----------------------|
| Wizards largest margin of victory: | 43 (151-108, 3/3/65) |
| Wizards high point total: | 151 (3/3/65) |
| Wizards low point total: | 72 (12/19/00) |
| Kings largest margin of victory: | 34 (106-72, 12/19/00) |
| Kings high point total: | 153 (2/21/62) |
| Kings low point total: | 81 (11/13/74) |

| | at WASHINGTON | at SACRAMENTO | OVERALL |
|--------------------------|-------------------|-------------------|-----------|
| Wizards last won: | 3/15/09 (106-104) | 1/21/09 (110-107) | 3/15/09 |
| Kings last won: | 2/27/05 (110-108) | 12/21/04 (104-93) | 2/27/05 |
| Wizards streak: | Won four | Won four | Won eight |

WIZARDS CAREER THROUGH 2008-2009 VS. SACRAMENTO

| PLAYER | G | GS | MIN | FIELD GOALS | | | 3-POINT FG | | | FREE THROWS | | | REBOUNDS | | | | | BLK | PTS | AVG | HI | | | |
|------------|----|----|------|-------------|-----|------|------------|-----|------|-------------|-----|------|----------|-----|-----|-----|----|-----|-----|-----|----|-----|------|----|
| | | | | FG | FGA | PCT | FG | FGA | PCT | FT | FTA | PCT | OFF | DEF | TOT | AST | PF | | | | | DQ | STL | TO |
| Arenas | 15 | 14 | 539 | 99 | 246 | .402 | 30 | 81 | .370 | 75 | 89 | .843 | 24 | 61 | 85 | 78 | 44 | 0 | 38 | 51 | 0 | 303 | 20.2 | 43 |
| Blatche | 5 | 3 | 100 | 18 | 32 | .563 | 0 | 0 | --- | 7 | 10 | .700 | 5 | 13 | 18 | 6 | 17 | 0 | 1 | 10 | 6 | 43 | 8.6 | 20 |
| Butler | 15 | 15 | 553 | 102 | 239 | .427 | 5 | 25 | .200 | 60 | 71 | .845 | 23 | 61 | 84 | 50 | 49 | 0 | 32 | 37 | 6 | 269 | 17.9 | 34 |
| Crittendon | 5 | 0 | 73 | 8 | 21 | .381 | 1 | 4 | .250 | 6 | 10 | .600 | 6 | 12 | 18 | 6 | 10 | 0 | 2 | 9 | 0 | 23 | 4.6 | 13 |
| Foye | 8 | 3 | 185 | 32 | 74 | .432 | 6 | 22 | .273 | 12 | 15 | .800 | 2 | 16 | 18 | 21 | 15 | 0 | 8 | 13 | 1 | 82 | 10.3 | 24 |
| Haywood | 13 | 11 | 319 | 35 | 76 | .461 | 0 | 0 | --- | 27 | 41 | .659 | 38 | 53 | 91 | 8 | 39 | 0 | 7 | 15 | 16 | 97 | 7.5 | 17 |
| James | 17 | 11 | 463 | 68 | 154 | .442 | 19 | 51 | .373 | 25 | 35 | .714 | 5 | 39 | 44 | 52 | 37 | 0 | 16 | 20 | 4 | 180 | 10.6 | 23 |
| Jamison | 29 | 26 | 1066 | 228 | 479 | .476 | 28 | 81 | .346 | 104 | 139 | .748 | 71 | 142 | 213 | 46 | 71 | 2 | 40 | 68 | 9 | 588 | 20.3 | 37 |
| McGee | 2 | 0 | 24 | 3 | 8 | .375 | 0 | 0 | --- | 4 | 5 | .800 | 3 | 8 | 11 | 1 | 7 | 0 | 2 | 1 | 0 | 10 | 5.0 | 9 |
| McGuire | 4 | 2 | 91 | 7 | 13 | .538 | 0 | 0 | --- | 1 | 2 | .500 | 6 | 17 | 23 | 12 | 7 | 0 | 0 | 4 | 7 | 15 | 3.8 | 8 |
| Miller | 26 | 18 | 850 | 142 | 269 | .528 | 51 | 115 | .443 | 33 | 52 | .635 | 19 | 115 | 134 | 104 | 70 | 1 | 14 | 50 | 17 | 368 | 14.2 | 27 |
| Oberto | 17 | 7 | 256 | 35 | 58 | .603 | 0 | 0 | --- | 11 | 15 | .733 | 24 | 41 | 65 | 16 | 32 | 0 | 3 | 8 | 5 | 81 | 6.8 | 17 |
| Stevenson | 17 | 10 | 478 | 81 | 177 | .458 | 13 | 25 | .520 | 26 | 35 | .743 | 21 | 43 | 64 | 33 | 37 | 0 | 14 | 20 | 4 | 201 | 11.8 | 21 |
| Young | 4 | 1 | 60 | 13 | 26 | .500 | 3 | 5 | .600 | 0 | 0 | --- | 1 | 2 | 3 | 4 | 8 | 0 | 1 | 4 | 0 | 29 | 7.3 | 12 |





SAN ANTONIO SPURS

- Chairman & CEO**.....Peter M. Holt
President of Business Operations.....Rick Pych
President of Spurs Basketball/Head Coach.....Gregg Popovich
President of Sports Franchises/General Manager.....R.C. Buford
Vice President/Assistant General Manager.....Dennis Lindsey
Director of Pro Player Personnel.....Dell Demps
Assistant Coaches.....Mike Budenholzer, Don Newman, Brett Brown, Chip Engelland, Chad Forcier
Director of College Player Personnel.....George Felton
Director of Basketball Operations.....Rob Hennigan
Head Athletic Trainer.....Will Severning
Assistant Athletic Trainer.....Chad Bergman
Strength and Conditioning Coach.....Mike Brungardt
Assistant Strength and Conditioning Coach.....Chris White
Equipment Manager.....Nixon Dorvilien
Video Coordinator.....James Borrego
Assistant Video Coordinators.....Patrick Spurgin, Kevin Hanson
Basketball Operations Assistant.....Brian Pauga
Director of Player Services.....Analisa Rodriguez
Director of Media Services.....Tom James
Media Services Manager.....Cliff Puchalski
Senior Media Services Coordinator.....Kris Davis
Manager of Basketball Operations.....Moe Guerrero
Basketball Administrative Assistant.....Cindi Moreno
Basketball Executive Assistant.....April Hardy-Holley
Practice Facility Supervisor.....Robbie Balenger
Team Physicians.....Dr. David Schmidt, Dr. Paul Saenz
Home Court.....AT&T Center (18,797)
Radio.....WVOA (1200 AM); Bill Schoening
Spanish Radio.....KCOR (1350 AM-Spanish); Paul Castro
TV.....KENS (Channel 5), KMYS (Channel 35), FOX Sports Net (Channel 26); Bill Land, Sean Elliott, Andrew Monaco

2009-10 vs. WIZARDS: Nov. 21 at San Antonio, Jan. 2 at Washington
2008-09 FINISH: 54-28 (.659) First in Southwest Division
PLAYOFF RESULTS: Lost to Dallas 4-1

2008-09 SEASON SERIES WASHINGTON (0-2) VS. SAN ANTONIO

| PLAYER | G-GS | MIN | FG-FGA | PCT | 3FG-FGA | PCT | FT-FTA | PCT | OFF | DEF | TOT | AST | PF-DO | STL | TO | BLK | PTS | AVG | HI |
|------------------|------|-----|--------|------|---------|------|--------|-------|-----|-----|-----|-----|-------|-----|----|-----|-----|------|-----|
| Butler | 1-1 | 33 | 9-19 | .474 | 0-2 | .000 | 6-7 | .857 | 1 | 6 | 7 | 4 | 1-0 | 1 | 0 | 1 | 24 | 24.0 | 24 |
| Jamison | 2-2 | 67 | 12-32 | .375 | 1-5 | .200 | 5-10 | .500 | 4 | 8 | 12 | 2 | 3-0 | 4 | 3 | 0 | 30 | 15.0 | 16 |
| Songaila | 2-2 | 54 | 11-20 | .550 | 0-0 | --- | 4-5 | .800 | 2 | 5 | 7 | 2 | 5-0 | 4 | 2 | 2 | 26 | 13.0 | 15 |
| Young | 2-0 | 44 | 6-20 | .300 | 0-3 | .000 | 3-6 | .500 | 2 | 5 | 7 | 0 | 4-0 | 0 | 4 | 0 | 15 | 7.5 | 11 |
| Crittenton (TOT) | 2-0 | 41 | 4-11 | .364 | 0-0 | --- | 1-3 | .333 | 1 | 2 | 3 | 1 | 5-0 | 1 | 0 | 0 | 9 | 4.5 | 9 |
| Crittenton (WAS) | 2-0 | 41 | 4-11 | .364 | 0-0 | --- | 1-3 | .333 | 1 | 2 | 3 | 1 | 5-0 | 1 | 0 | 0 | 9 | 4.5 | 9 |
| McGee | 2-0 | 33 | 2-10 | .200 | 0-0 | --- | 5-6 | .833 | 2 | 5 | 7 | 0 | 1-0 | 0 | 2 | 2 | 9 | 4.5 | 7 |
| Blatche | 2-1 | 54 | 4-13 | .308 | 0-1 | .000 | 0-4 | .000 | 2 | 9 | 11 | 3 | 7-0 | 2 | 6 | 3 | 8 | 4.0 | 6 |
| Dixon | 2-0 | 29 | 2-6 | .333 | 0-1 | .000 | 4-4 | 1.000 | 0 | 2 | 2 | 2 | 3-0 | 1 | 2 | 0 | 8 | 4.0 | 8 |
| McGuire | 2-2 | 60 | 3-6 | .500 | 0-0 | --- | 1-2 | .500 | 1 | 5 | 6 | 8 | 3-0 | 0 | 4 | 1 | 7 | 3.5 | 5 |
| Pecherov | 2-0 | 14 | 2-3 | .667 | 0-0 | --- | 1-2 | .500 | 1 | 3 | 4 | 0 | 1-0 | 0 | 1 | 0 | 5 | 2.5 | 3 |
| James (TOT) | 2-2 | 51 | 2-11 | .182 | 0-2 | .000 | 0-0 | --- | 1 | 2 | 3 | 4 | 0-0 | 1 | 3 | 0 | 4 | 2.0 | 4 |
| James (WAS) | 2-2 | 51 | 2-11 | .182 | 0-2 | .000 | 0-0 | --- | 1 | 2 | 3 | 4 | 0-0 | 1 | 3 | 0 | 4 | 2.0 | 4 |
| WIZARDS | 2 | 480 | 57-151 | .377 | 1-14 | .071 | 30-49 | .612 | 17 | 52 | 69 | 26 | 33-0 | 14 | 28 | 9 | 145 | 72.5 | 78 |
| SPURS | 2 | 480 | 76-149 | .510 | 20-48 | .417 | 26-34 | .765 | 14 | 76 | 90 | 53 | 38-0 | 16 | 32 | 12 | 198 | 99.0 | 100 |

2008-09 SEASON SERIES SPURS VS. WIZARDS

| PLAYER | G-GS | MIN | FG-FGA | PCT | 3FG-FGA | PCT | FT-FTA | PCT | OFF | DEF | TOT | AST | PF-DO | STL | TO | BLK | PTS | AVG | HI |
|--------------|------|-----|--------|------|---------|------|--------|-------|-----|-----|-----|-----|-------|-----|----|-----|-----|------|-----|
| Finley | 2-2 | 50 | 12-22 | .545 | 7-14 | .500 | 0-0 | --- | 0 | 7 | 7 | 4 | 2-0 | 4 | 2 | 0 | 31 | 15.5 | 19 |
| Mason | 2-2 | 48 | 10-19 | .526 | 5-12 | .417 | 4-4 | 1.000 | 0 | 6 | 6 | 7 | 3-0 | 3 | 1 | 0 | 29 | 14.5 | 25 |
| Gooden (TOT) | 2-2 | 72 | 11-22 | .500 | 0-0 | --- | 6-8 | .750 | 5 | 16 | 21 | 4 | 6-0 | 2 | 4 | 1 | 28 | 14.0 | 16 |
| Parker | 2-2 | 48 | 10-16 | .625 | 0-1 | .000 | 8-9 | .889 | 0 | 1 | 1 | 11 | 2-0 | 2 | 3 | 0 | 28 | 14.0 | 19 |
| Udoka | 2-0 | 33 | 9-15 | .600 | 4-7 | .571 | 0-0 | --- | 1 | 5 | 6 | 4 | 5-0 | 3 | 2 | 0 | 22 | 11.0 | 13 |
| Hill | 2-0 | 51 | 6-14 | .429 | 1-2 | .500 | 5-6 | .833 | 1 | 7 | 8 | 10 | 3-0 | 1 | 3 | 0 | 18 | 9.0 | 12 |
| Duncan | 2-2 | 46 | 6-13 | .462 | 0-0 | --- | 5-7 | .714 | 2 | 14 | 16 | 1 | 5-0 | 0 | 9 | 4 | 17 | 8.5 | 12 |
| Oberto | 2-0 | 39 | 7-10 | .700 | 0-0 | --- | 0-1 | .000 | 5 | 5 | 10 | 4 | 4-0 | 0 | 2 | 0 | 14 | 7.0 | 8 |
| Thomas | 2-0 | 39 | 5-9 | .556 | 0-0 | --- | 0-0 | --- | 3 | 11 | 14 | 2 | 0-0 | 1 | 2 | 5 | 10 | 5.0 | 6 |
| Hairston | 2-0 | 34 | 4-8 | .500 | 0-0 | --- | 1-3 | .333 | 1 | 5 | 6 | 4 | 3-0 | 1 | 3 | 3 | 9 | 4.5 | 9 |
| Bonner | 2-2 | 40 | 3-12 | .250 | 1-7 | .143 | 0-0 | --- | 1 | 8 | 9 | 3 | 5-0 | 0 | 2 | 0 | 7 | 3.5 | 4 |
| Vaughn | 2-0 | 18 | 2-5 | .400 | 0-0 | --- | 3-4 | .750 | 0 | 1 | 1 | 2 | 2-0 | 0 | 2 | 0 | 7 | 3.5 | 7 |
| Bowen | 2-0 | 34 | 2-6 | .333 | 2-5 | .400 | 0-0 | --- | 0 | 6 | 6 | 1 | 4-0 | 1 | 0 | 0 | 6 | 3.0 | 3 |
| SPURS | 2 | 480 | 76-149 | .510 | 20-48 | .417 | 26-34 | .765 | 14 | 76 | 90 | 53 | 38-0 | 16 | 32 | 12 | 198 | 99.0 | 100 |
| WIZARDS | 2 | 480 | 57-151 | .377 | 1-14 | .071 | 30-49 | .612 | 17 | 52 | 69 | 26 | 33-0 | 14 | 28 | 9 | 145 | 72.5 | 78 |



SAN ANTONIO SPURS

ONE AT&T CENTER, SAN ANTONIO, TX 78219
PHONE: 210-444-5000 • WWW.SPURS.COM

YEAR-BY-YEAR RECORD

| Season | Home | Road | Neutral | Total | Season | Home | Road | Neutral | Total |
|---------|------|------|---------|-------|----------------|--------------|--------------|---------|--------------|
| 1976-77 | 2-0 | 0-2 | | 2-2 | 1993-94 | 0-1 | 0-1 | | 0-2 |
| 1977-78 | 2-0 | 0-2 | | 2-2 | 1994-95 | 0-1 | 0-1 | | 0-2 |
| 1978-79 | 2-0 | 1-1 | | 3-1 | 1995-96 | 0-1 | 1-0 | | 1-1 |
| 1979-80 | 2-1 | 0-3 | | 2-4 | 1996-97 | 1-0 | 1-0 | | 2-0 |
| 1980-81 | 1-0 | 0-1 | | 1-1 | 1997-98 | 0-1 | 1-0 | | 1-1 |
| 1981-82 | 0-1 | 1-0 | | 1-1 | 1998-99 | 0-0 | 0-0 | | 0-0 |
| 1982-83 | 0-1 | 0-1 | | 0-2 | 1999-00 | 0-1 | 1-0 | | 1-1 |
| 1983-84 | 1-0 | 0-1 | | 1-1 | 2000-01 | 0-1 | 0-1 | | 0-2 |
| 1984-85 | 1-0 | 1-0 | | 2-0 | 2001-02 | 0-1 | 0-1 | | 0-2 |
| 1985-86 | 0-1 | 0-1 | | 0-2 | 2002-03 | 1-0 | 0-1 | | 1-1 |
| 1986-87 | 1-0 | 1-0 | | 2-0 | 2003-04 | 0-1 | 0-1 | | 0-2 |
| 1987-88 | 1-0 | 1-0 | | 2-0 | 2004-05 | 1-0 | 0-1 | | 1-1 |
| 1988-89 | 1-0 | 0-1 | | 1-1 | 2005-06 | 1-0 | 0-1 | | 1-1 |
| 1989-90 | 0-1 | 0-1 | | 0-2 | 2006-07 | 0-1 | 0-1 | | 0-2 |
| 1990-91 | 0-1 | 0-1 | | 0-2 | 2007-08 | 0-1 | 0-1 | | 0-2 |
| 1991-92 | 1-0 | 1-0 | | 2-0 | 2008-09 | 0-1 | 0-1 | | 0-2 |
| 1992-93 | 1-0 | 0-1 | | 1-1 | Totals: | 20-17 | 10-27 | | 30-44 |

WIZARDS VS. SAN ANTONIO SERIES FACTS

Wizards largest margin of victory: 25 (133-108, 2/11/87)
Wizards high point total: 135 (3/20/77)
Wizards low point total: 67 (2/21/09)
Spurs largest margin of victory: 31 (137-106, 1/11/81, 98-67, 2/21/09)
Spurs high point total: 143 (11/11/78)
Spurs low point total: 81 (11/6/85)

| | | | |
|--------------------------|----------------------|-----------------------|----------------|
| | at WASHINGTON | at SAN ANTONIO | OVERALL |
| Wizards last won: | 11/12/05 (110-95) | 12/11/99 (99-89) | 11/12/05 |
| Spurs last won: | 2/21/09 (98-67) | 3/6/09 (100-78) | 3/6/09 |
| Wizards streak: | Lost three | Lost nine | Lost seven |


WIZARDS CAREER THROUGH 2008-2009 VS. SAN ANTONIO

| PLAYER | FIELD GOALS | | | 3-POINT FG | | | FREE THROWS | | | REBOUNDS | | | AST | PF | DQ | STL | TO | BLK | PTS | AVG | HI | | | |
|------------|-------------|----|------|------------|-----|------|-------------|-----|------|----------|-----|------|-----|-----|-----|-----|----|-----|-----|-----|----|-----|------|-----|
| | G | GS | MIN | FG | FGA | PCT | FG | FGA | PCT | FT | FIA | PCT | | | | | | | | | | OFF | DEF | TOT |
| Arenas | 14 | 14 | 494 | 84 | 224 | .375 | 16 | 55 | .291 | 70 | 97 | .722 | 18 | 46 | 64 | 51 | 45 | 2 | 21 | 43 | 2 | 254 | 18.1 | 43 |
| Blatche | 6 | 2 | 147 | 20 | 54 | .370 | 0 | 4 | .000 | 6 | 15 | .400 | 18 | 33 | 51 | 8 | 19 | 0 | 5 | 10 | 11 | 46 | 7.7 | 16 |
| Butler | 11 | 10 | 411 | 64 | 156 | .410 | 5 | 13 | .385 | 41 | 50 | .820 | 25 | 44 | 69 | 25 | 32 | 1 | 18 | 27 | 6 | 174 | 15.8 | 27 |
| Crittendon | 2 | 0 | 41 | 4 | 11 | .364 | 0 | 0 | --- | 1 | 3 | .333 | 1 | 2 | 3 | 1 | 5 | 0 | 1 | 0 | 0 | 9 | 4.5 | 9 |
| Foye | 9 | 6 | 321 | 53 | 119 | .445 | 11 | 24 | .458 | 23 | 26 | .885 | 3 | 31 | 34 | 41 | 27 | 0 | 5 | 20 | 2 | 140 | 15.6 | 26 |
| Haywood | 13 | 11 | 297 | 35 | 73 | .479 | 0 | 0 | --- | 23 | 38 | .605 | 32 | 41 | 73 | 9 | 40 | 0 | 5 | 12 | 18 | 93 | 7.2 | 19 |
| James | 18 | 8 | 411 | 64 | 153 | .418 | 17 | 48 | .354 | 19 | 23 | .826 | 5 | 24 | 29 | 41 | 27 | 1 | 10 | 26 | 0 | 164 | 9.1 | 36 |
| Jamison | 30 | 26 | 1052 | 218 | 492 | .443 | 24 | 60 | .400 | 96 | 129 | .744 | 80 | 143 | 223 | 45 | 61 | 1 | 38 | 47 | 7 | 556 | 18.5 | 37 |
| McGee | 2 | 0 | 33 | 2 | 10 | .200 | 0 | 0 | --- | 5 | 6 | .833 | 2 | 5 | 7 | 0 | 1 | 0 | 0 | 2 | 2 | 9 | 4.5 | 7 |
| McGuire | 3 | 2 | 63 | 3 | 6 | .500 | 0 | 0 | --- | 1 | 2 | .500 | 1 | 5 | 6 | 8 | 3 | 0 | 0 | 4 | 1 | 7 | 2.3 | 5 |
| Miller | 25 | 19 | 866 | 129 | 283 | .456 | 42 | 106 | .396 | 34 | 46 | .739 | 22 | 117 | 139 | 82 | 60 | 1 | 12 | 38 | 7 | 334 | 13.4 | 31 |
| Stevenson | 18 | 12 | 417 | 49 | 136 | .360 | 6 | 20 | .300 | 14 | 20 | .700 | 10 | 27 | 37 | 21 | 22 | 0 | 5 | 17 | 5 | 118 | 6.6 | 15 |
| Young | 4 | 0 | 68 | 8 | 31 | .258 | 1 | 7 | .143 | 9 | 12 | .750 | 2 | 6 | 8 | 1 | 7 | 0 | 0 | 7 | 0 | 26 | 6.5 | 11 |





TORONTO RAPTORS



Chairman of the Board..... Lawrence M. Tanenbaum
President and General Manager..... Bryan Colangelo
Senior Basketball Advisor..... Wayne Embry
Senior Vice President, Basketball Operations..... Maurizio Gherardini
Senior Director, Player Personnel..... Jim Kelly
Senior Director, Basketball Administration..... Steve Fruitman
Assistant General Manager, Player Development..... Marc Eversley
Assistant General Manager, Player Personnel..... Masai Ujiri
Head Coach..... Jay Triano
Assistant Coaches..... Alex English, Marc Iavaroni
Assistant Coach/NBA Scouting..... Micah Nori
Assistant Coaches/Basketball Development..... Eric Hughes, Alvin Williams
Assistant Coach/Strength and Conditioning..... Francesco Cuzzolin
Head Athletic Trainer..... Scott McCullough
Director, Media Relations..... Jim LaBumbard
Coordinator, Media Relations..... Jamie Deans
Coordinator, Media Relations..... Roven Yau
Assistant, Media Relations..... Philip Summers
Home Court..... Air Canada Centre (19,800)
Radio..... The Fan (590 AM); Paul Jones, Eric Smith
TV..... TSN, The Score, CBC, Raptors NBA TV; Matt Devlin, Leo Rautins, Jack Armstrong

2009-10 vs. WIZARDS: Dec. 1 at Toronto, Dec. 4 at Washington, Feb. 20 at Toronto

2008-09 FINISH: 33-49 (.402) Fourth in Atlantic Division **PLAYOFF RESULTS:** Failed to qualify

2008-09 SEASON SERIES WASHINGTON (1-2) VS. TORONTO

| PLAYER | G-GS | MIN | FG-FGA | PCT | 3FG-FGA | PCT | FT-FTA | PCT | OFF | DEF | TOT | AST | PF-DD | STL | TO | BLK | PTS | AVG | HI |
|------------------|------|-----|---------|------|---------|------|--------|-------|-----|-----|-----|-----|-------|-----|----|-----|-----|------|-----|
| Jamison | 3-3 | 105 | 32-61 | .525 | 7-18 | .389 | 8-16 | .500 | 9 | 17 | 26 | 4 | 11-1 | 5 | 6 | 0 | 79 | 26.3 | 32 |
| Butler | 3-3 | 121 | 25-54 | .463 | 2-9 | .222 | 12-15 | .800 | 8 | 12 | 20 | 15 | 5-0 | 5 | 8 | 0 | 64 | 21.3 | 28 |
| Haywood | 2-2 | 62 | 8-15 | .533 | 0-0 | --- | 4-8 | .500 | 3 | 10 | 13 | 3 | 5-0 | 3 | 4 | 9 | 20 | 10.0 | 15 |
| James (TOT) | 1-1 | 29 | 4-12 | .333 | 1-6 | .167 | 1-3 | .333 | 0 | 2 | 2 | 2 | 4-0 | 1 | 0 | 0 | 10 | 10.0 | 10 |
| James (WAS) | 1-1 | 29 | 4-12 | .333 | 1-6 | .167 | 1-3 | .333 | 0 | 2 | 2 | 4 | 1-0 | 1 | 0 | 0 | 10 | 10.0 | 10 |
| McGee | 1-0 | 15 | 4-6 | .667 | 0-0 | --- | 2-3 | .667 | 3 | 4 | 7 | 0 | 1-0 | 1 | 1 | 2 | 10 | 10.0 | 10 |
| Blatche | 2-1 | 39 | 8-13 | .615 | 0-0 | --- | 1-2 | .500 | 0 | 3 | 3 | 1 | 4-0 | 1 | 3 | 2 | 17 | 8.5 | 12 |
| Young | 3-0 | 66 | 10-24 | .417 | 1-3 | .333 | 3-3 | 1.000 | 1 | 5 | 6 | 4 | 3-0 | 1 | 4 | 3 | 24 | 8.0 | 9 |
| Dixon | 2-0 | 55 | 7-16 | .438 | 0-4 | .000 | 0-0 | --- | 0 | 4 | 4 | 9 | 7-0 | 2 | 9 | 0 | 14 | 7.0 | 8 |
| Songaila | 3-0 | 60 | 7-15 | .467 | 0-0 | --- | 6-6 | 1.000 | 3 | 6 | 9 | 4 | 11-0 | 2 | 3 | 20 | 6.7 | 8 | |
| McGuire | 3-3 | 93 | 6-16 | .375 | 0-0 | --- | 4-4 | 1.000 | 2 | 19 | 21 | 9 | 3-0 | 3 | 6 | 4 | 16 | 5.3 | 8 |
| Crittendon (TOT) | 3-2 | 68 | 7-14 | .500 | 0-2 | .000 | 1-2 | .500 | 2 | 6 | 8 | 9 | 0-0 | 4 | 6 | 2 | 15 | 5.0 | 6 |
| Crittendon (WAS) | 3-2 | 68 | 7-14 | .500 | 0-2 | .000 | 1-2 | .500 | 2 | 6 | 8 | 9 | 0-0 | 4 | 6 | 2 | 15 | 5.0 | 6 |
| Thomas | 1-0 | 7 | 0-0 | --- | 0-0 | --- | 0-0 | --- | 1 | 1 | 2 | 1 | 0-0 | 1 | 1 | 0 | 0 | 0.0 | 0 |
| WIZARDS | 3 | 720 | 118-246 | .480 | 11-42 | .262 | 42-62 | .677 | 32 | 89 | 121 | 63 | 51-1 | 27 | 53 | 25 | 289 | 96.3 | 100 |
| RAPTORS | 3 | 720 | 114-253 | .451 | 20-54 | .370 | 46-59 | .780 | 38 | 92 | 130 | 71 | 55-0 | 25 | 47 | 16 | 294 | 98.0 | 99 |

2008-09 SEASON SERIES RAPTORS VS. WIZARDS

| PLAYER | G-GS | MIN | FG-FGA | PCT | 3FG-FGA | PCT | FT-FTA | PCT | OFF | DEF | TOT | AST | PF-DD | STL | TO | BLK | PTS | AVG | HI |
|--------------------|------|-----|---------|-------|---------|------|--------|-------|-----|-----|-----|-----|-------|-----|----|-----|-----|------|-----|
| Bosh | 3-3 | 121 | 19-42 | .452 | 1-4 | .250 | 25-31 | .806 | 10 | 23 | 33 | 16 | 6-0 | 4 | 10 | 5 | 64 | 21.3 | 25 |
| Bargnani | 2-2 | 70 | 12-25 | .480 | 4-9 | .444 | 6-7 | .857 | 2 | 5 | 7 | 2 | 4-0 | 2 | 7 | 3 | 34 | 17.0 | 25 |
| Marion (TOT) | 4-4 | 149 | 27-60 | .450 | 1-4 | .250 | 1-2 | .500 | 14 | 32 | 46 | 8 | 7-0 | 2 | 9 | 6 | 56 | 14.0 | 25 |
| Marion (TOR) | 2-2 | 79 | 15-35 | .429 | 1-2 | .500 | 1-2 | .500 | 6 | 19 | 25 | 4 | 4-0 | 1 | 4 | 3 | 32 | 16.0 | 25 |
| Solomon | 1-1 | 36 | 7-11 | .636 | 0-1 | .000 | 0-0 | --- | 1 | 3 | 4 | 5 | 5-0 | 2 | 2 | 1 | 14 | 14.0 | 14 |
| Kapono | 3-0 | 72 | 14-31 | .452 | 10-20 | .500 | 0-0 | --- | 0 | 4 | 4 | 3 | 9-0 | 3 | 2 | 0 | 38 | 12.7 | 20 |
| Parker | 3-3 | 89 | 15-27 | .556 | 3-8 | .375 | 1-2 | .500 | 0 | 11 | 11 | 8 | 4-0 | 1 | 7 | 2 | 34 | 11.3 | 15 |
| Calderon | 2-2 | 70 | 7-17 | .412 | 1-5 | .200 | 4-4 | 1.000 | 0 | 3 | 3 | 23 | 2-0 | 5 | 1 | 0 | 19 | 9.5 | 15 |
| Mensah-Bonsu (TOR) | 2-0 | 30 | 7-16 | .438 | 0-0 | --- | 1-3 | .333 | 11 | 8 | 19 | 1 | 6-0 | 5 | 3 | 0 | 15 | 7.5 | 9 |
| Mensah-Bonsu (TOR) | 2-0 | 30 | 7-16 | .438 | 0-0 | --- | 1-3 | .333 | 11 | 8 | 19 | 1 | 6-0 | 5 | 3 | 0 | 15 | 7.5 | 9 |
| Graham | 3-1 | 59 | 9-18 | .500 | 0-0 | --- | 4-6 | .667 | 4 | 12 | 16 | 0 | 4-0 | 1 | 5 | 0 | 22 | 7.3 | 9 |
| O'Bryant (TOT) | 4-1 | 39 | 6-13 | .462 | 0-0 | --- | 2-2 | 1.000 | 1 | 4 | 5 | 4 | 10-0 | 2 | 2 | 2 | 14 | 3.5 | 8 |
| O'Bryant (TOR) | 2-1 | 27 | 4-10 | .400 | 0-0 | --- | 0-0 | --- | 0 | 1 | 1 | 1 | 6-0 | 1 | 0 | 2 | 8 | 4.0 | 8 |
| Ukic | 3-0 | 33 | 3-14 | .214 | 0-3 | .000 | 2-2 | 1.000 | 1 | 0 | 1 | 5 | 1-0 | 1 | 1 | 0 | 8 | 2.7 | 6 |
| Humphries | 1-0 | 4 | 1-1 | 1.000 | 0-0 | --- | 0-0 | --- | 0 | 0 | 0 | 0 | 2-0 | 0 | 0 | 0 | 2 | 2.0 | 2 |
| Voskuhl | 2-0 | 20 | 1-4 | .250 | 0-0 | --- | 2-2 | 1.000 | 2 | 3 | 5 | 1 | 2-0 | 0 | 3 | 0 | 4 | 2.0 | 2 |
| Banks (TOT) | 1-0 | 5 | 0-2 | .000 | 0-0 | --- | 0-0 | --- | 0 | 2 | 2 | 0 | 1-0 | 0 | 1 | 0 | 0 | 0.0 | 0 |
| Douby (TOT) | 1-0 | 9 | 0-2 | .000 | 0-2 | .000 | 0-0 | --- | 1 | 0 | 1 | 2 | 0-0 | 1 | 2 | 0 | 0 | 0.0 | 0 |
| Douby (TOR) | 1-0 | 9 | 0-2 | .000 | 0-2 | .000 | 0-0 | --- | 1 | 0 | 1 | 2 | 0-0 | 1 | 2 | 0 | 0 | 0.0 | 0 |
| RAPTORS | 3 | 720 | 114-253 | .451 | 20-54 | .370 | 46-59 | .780 | 38 | 92 | 130 | 71 | 55-0 | 25 | 47 | 16 | 294 | 98.0 | 99 |
| WIZARDS | 3 | 720 | 118-246 | .480 | 11-42 | .262 | 42-62 | .677 | 32 | 89 | 121 | 63 | 51-1 | 27 | 53 | 25 | 289 | 96.3 | 100 |



TORONTO RAPTORS

50 BAY STREET, SUITE 500, TORONTO, ONTARIO, CANADA, M5J 2L2
PHONE: (416) 815-5600 • WWW.RAPTORS.COM

YEAR-BY-YEAR RECORD

| Season | Home | Road | Neutral | Total | Season | Home | Road | Neutral | Total |
|---------|------|------|---------|-------|----------------|-------------|-------------|---------|--------------|
| 1995-96 | 1-1 | 0-2 | | 1-3 | 2002-03 | 0-2 | 1-1 | | 1-3 |
| 1996-97 | 2-0 | 0-2 | | 2-2 | 2003-04 | 2-0 | 1-1 | | 3-1 |
| 1997-98 | 2-0 | 1-0 | | 3-0 | 2004-05 | 2-0 | 1-1 | | 3-1 |
| 1998-99 | 1-1 | 1-1 | | 2-2 | 2005-06 | 1-0 | 1-1 | | 2-1 |
| 1999-00 | 2-0 | 0-2 | | 2-2 | 2006-07 | 1-1 | 0-2 | | 1-3 |
| 2000-01 | 0-2 | 0-2 | | 0-4 | 2007-08 | 2-0 | 1-1 | | 3-1 |
| 2001-02 | 1-0 | 1-1 | | 2-1 | 2008-09 | 0-2 | 1-0 | | 1-2 |
| | | | | | Totals: | 17-9 | 9-17 | | 26-26 |

WIZARDS VS. TORONTO SERIES FACTS

| | |
|---|----------------------|
| Wizards largest margin of victory: | 28 (117-89, 1/11/00) |
| Wizards high point total: | 129 (3/6/07) |
| Wizards low point total: | 68 (10/30/02) |
| Raptors largest margin of victory: | 39 (122-83, 1/30/08) |
| Raptors high point total: | 123 (3/30/07) |
| Raptors low point total: | 60 (11/7/03) |

| | at WASHINGTON | at TORONTO | OVERALL |
|--------------------------|-----------------------|------------------|----------|
| Wizards last won: | 1/29/08 (108-104, OT) | 4/10/09 (100-98) | 4/10/09 |
| Raptors last won: | 4/13/09 (97-96) | 1/30/08 (122-83) | 1/7/09 |
| Wizards streak: | Lost two | Won one | Lost one |

WIZARDS CAREER THROUGH 2008-2009 VS. TORONTO

| PLAYER | G | GS | MIN | FIELD GOALS | | | 3-POINT FG | | | FREE THROWS | | | REBOUNDS | | | AST | PF | DQ | STL | TO | BLK | PTS | AVG | HI |
|------------|----|----|------|-------------|-----|------|------------|-----|------|-------------|-----|------|----------|-----|-----|-----|----|----|-----|----|-----|-----|------|----|
| | | | | FG | FGA | PCT | FG | FGA | PCT | FT | FTA | PCT | OFF | DEF | TOT | | | | | | | | | |
| Arenas | 18 | 17 | 655 | 125 | 285 | .439 | 34 | 94 | .362 | 124 | 153 | .810 | 11 | 55 | 66 | 91 | 52 | 0 | 20 | 52 | 2 | 408 | 22.7 | 37 |
| Blatche | 11 | 3 | 198 | 32 | 60 | .533 | 1 | 5 | .200 | 11 | 17 | .647 | 13 | 27 | 40 | 12 | 30 | 0 | 4 | 11 | 15 | 76 | 6.9 | 19 |
| Butler | 19 | 17 | 645 | 104 | 246 | .423 | 11 | 28 | .393 | 84 | 98 | .857 | 23 | 86 | 109 | 66 | 41 | 0 | 29 | 36 | 3 | 303 | 15.9 | 29 |
| Crittenton | 3 | 2 | 68 | 7 | 14 | .500 | 0 | 2 | .000 | 1 | 2 | .500 | 2 | 5 | 7 | 9 | 0 | 0 | 4 | 6 | 2 | 15 | 5.0 | 6 |
| Foye | 6 | 3 | 186 | 35 | 71 | .493 | 14 | 26 | .538 | 17 | 18 | .944 | 3 | 17 | 20 | 6 | 14 | 0 | 2 | 12 | 2 | 101 | 16.8 | 33 |
| Haywood | 28 | 23 | 669 | 78 | 149 | .523 | 0 | 0 | --- | 56 | 85 | .659 | 64 | 102 | 166 | 21 | 72 | 0 | 12 | 37 | 41 | 212 | 7.6 | 22 |
| James | 16 | 5 | 355 | 50 | 114 | .439 | 15 | 43 | .349 | 20 | 27 | .741 | 7 | 30 | 37 | 46 | 23 | 0 | 13 | 10 | 0 | 135 | 8.4 | 21 |
| Jamison | 26 | 24 | 1014 | 227 | 495 | .459 | 30 | 90 | .333 | 94 | 142 | .662 | 70 | 169 | 239 | 58 | 60 | 1 | 31 | 57 | 14 | 578 | 22.2 | 32 |
| McGee | 1 | 0 | 15 | 4 | 6 | .667 | 0 | 0 | --- | 2 | 3 | .667 | 3 | 4 | 7 | 0 | 1 | 0 | 1 | 1 | 2 | 10 | 10.0 | 10 |
| McGuire | 7 | 3 | 159 | 8 | 21 | .381 | 0 | 0 | --- | 6 | 8 | .750 | 11 | 30 | 41 | 13 | 7 | 0 | 5 | 12 | 7 | 22 | 3.1 | 8 |
| Miller | 19 | 17 | 607 | 82 | 188 | .436 | 29 | 75 | .387 | 32 | 43 | .744 | 14 | 88 | 102 | 49 | 43 | 0 | 13 | 26 | 1 | 225 | 11.8 | 27 |
| Oberto | 5 | 3 | 74 | 8 | 15 | .533 | 0 | 0 | --- | 2 | 6 | .333 | 6 | 13 | 19 | 7 | 10 | 0 | 1 | 3 | 1 | 18 | 3.6 | 12 |
| Stevenson | 19 | 14 | 505 | 63 | 153 | .412 | 12 | 36 | .333 | 43 | 52 | .827 | 15 | 39 | 54 | 45 | 18 | 0 | 12 | 22 | 3 | 181 | 9.5 | 20 |
| Young | 7 | 0 | 130 | 22 | 49 | .449 | 4 | 9 | .444 | 4 | 5 | .800 | 2 | 9 | 11 | 7 | 10 | 0 | 3 | 10 | 3 | 52 | 7.4 | 14 |





UTAH JAZZ

Owner.....The Miller Family
 Chief Executive Officer.....Greg Miller
 President.....Randy Rigby
 Executive VP of Basketball Op./General Manager.....Kevin O'Connor
 Vice President of Player Personnel.....Walt Perrin
 Head Coach.....Jerry Sloan
 Assistant Coaches.....Phil Johnson, Tyrone Corbin, Scott Layden
 Assistant Coach/Player Development.....Mark McKown
 Head Athletic Trainer.....Gary Briggs
 Assistant Athletic Trainer/Equipment Manager.....Brian Zettler
 Director of Basketball Operations.....Richard Smith
 Head Scout.....David Fredman
 International Scout.....Alberto Dal Cin
 Video Coordinator.....Jefferson Sweeney
 Vice President, Communications.....Linda Luchetti
 Director, Communications.....Jonathan Rinehart
 Manager, Communications.....Derek Garduño
 Coordinator, Communications.....Hannah Lee
 Home Court.....EnergySolutions Arena (19,911)
 Radio.....The Fan (KFNZ 1320 AM); David Locke
 TV.....KJZZ-TV (Channel 14), FSN Utah; Craig Bolerjack, Ron Boone

2009-10 vs. WIZARDS: Mar. 17 at Utah, Mar. 27 at Washington
 2008-09 FINISH: 49-34 (.585) Third in Northwest Division
 PLAYOFF RESULTS: Lost to LA Lakers 4-1

2008-09 SEASON SERIES WASHINGTON (1-1) VS. UTAH

| PLAYER | G-GS | MIN | FG-FGA | PCT | 3FG-FGA | PCT | FT-FTA | PCT | OFF | DEF | TOT | AST | PF-DG | STL | TO | BLK | PTS | AVG | HI |
|------------------|------|-----|--------|------|---------|-------|--------|-------|-----|-----|-----|-----|-------|-----|----|-----|-----|------|-----|
| Butler | 1-1 | 39 | 9-20 | .450 | 1-1 | 1.000 | 8-9 | .889 | 5 | 4 | 9 | 3 | 1-0 | 1 | 5 | 2 | 27 | 27.0 | 27 |
| Jamison | 2-2 | 79 | 10-30 | .333 | 2-7 | .286 | 12-13 | .923 | 5 | 13 | 18 | 3 | 5-0 | 3 | 2 | 1 | 34 | 17.0 | 21 |
| Pecherov | 1-0 | 18 | 4-7 | .571 | 2-3 | .667 | 3-4 | .750 | 1 | 1 | 2 | 0 | 1-0 | 0 | 1 | 1 | 13 | 13.0 | 13 |
| Young | 2-0 | 60 | 7-20 | .350 | 0-3 | .000 | 10-11 | .909 | 0 | 3 | 3 | 1 | 4-0 | 3 | 1 | 2 | 24 | 12.0 | 14 |
| Dixon | 2-0 | 46 | 8-21 | .381 | 2-6 | .333 | 4-4 | 1.000 | 0 | 5 | 5 | 4 | 4-0 | 2 | 4 | 1 | 22 | 11.0 | 14 |
| McGee | 2-0 | 49 | 6-14 | .429 | 0-0 | --- | 8-13 | .615 | 10 | 9 | 19 | 1 | 9-0 | 1 | 3 | 3 | 20 | 10.0 | 13 |
| Blatche | 2-1 | 41 | 6-17 | .353 | 0-0 | --- | 4-6 | .667 | 6 | 12 | 18 | 2 | 4-0 | 3 | 4 | 0 | 16 | 8.0 | 9 |
| Stevenson | 1-1 | 30 | 2-6 | .333 | 1-3 | .333 | 2-2 | 1.000 | 0 | 1 | 1 | 2 | 0-0 | 2 | 0 | 0 | 7 | 7.0 | 7 |
| Crittendon (TOT) | 2-0 | 27 | 5-8 | .625 | 0-0 | --- | 2-4 | .500 | 4 | 0 | 4 | 3 | 1-0 | 3 | 5 | 0 | 12 | 6.0 | 8 |
| Crittendon (WAS) | 1-0 | 21 | 2-5 | .400 | 0-0 | --- | 0-1 | .000 | 2 | 0 | 2 | 1 | 1-0 | 3 | 5 | 0 | 4 | 4.0 | 4 |
| Songaila | 2-1 | 26 | 5-8 | .625 | 0-0 | --- | 0-0 | --- | 2 | 5 | 7 | 3 | 2-0 | 2 | 2 | 1 | 10 | 5.0 | 10 |
| James (TOT) | 1-1 | 21 | 0-3 | .000 | 0-0 | --- | 2-2 | 1.000 | 0 | 2 | 2 | 2 | 2-0 | 0 | 3 | 0 | 2 | 2.0 | 2 |
| James (WAS) | 1-1 | 21 | 0-3 | .000 | 0-0 | --- | 2-2 | 1.000 | 0 | 2 | 2 | 2 | 2-0 | 0 | 3 | 0 | 2 | 2.0 | 2 |
| McGuire | 1-1 | 24 | 1-6 | .167 | 0-0 | --- | 0-0 | --- | 2 | 1 | 3 | 1 | 3-0 | 2 | 2 | 0 | 2 | 2.0 | 2 |
| Daniels | 1-1 | 13 | 0-1 | .000 | 0-1 | .000 | 1-2 | .500 | 0 | 0 | 0 | 2 | 2-0 | 1 | 2 | 0 | 1 | 1.0 | 1 |
| Thomas | 1-1 | 13 | 0-0 | --- | 0-0 | --- | 1-2 | .500 | 0 | 2 | 2 | 0 | 3-0 | 0 | 1 | 2 | 1 | 1.0 | 1 |
| WIZARDS | 2 | 480 | 60-158 | .380 | 8-24 | .333 | 55-69 | .797 | 33 | 58 | 91 | 25 | 41-0 | 23 | 35 | 13 | 183 | 91.5 | 95 |
| JAZZ | 2 | 480 | 74-157 | .471 | 9-28 | .321 | 33-44 | .750 | 23 | 58 | 81 | 49 | 53-2 | 16 | 37 | 8 | 190 | 95.0 | 103 |

2008-09 SEASON SERIES JAZZ VS. WIZARDS

| PLAYER | G-GS | MIN | FG-FGA | PCT | 3FG-FGA | PCT | FT-FTA | PCT | OFF | DEF | TOT | AST | PF-DG | STL | TO | BLK | PTS | AVG | HI |
|-----------|------|-----|--------|-------|---------|------|--------|-------|-----|-----|-----|-----|-------|-----|----|-----|-----|------|-----|
| Boozer | 2-2 | 67 | 15-30 | .500 | 0-0 | --- | 3-5 | .600 | 6 | 16 | 22 | 4 | 9-1 | 2 | 3 | 0 | 33 | 16.5 | 20 |
| Okur | 1-1 | 31 | 5-15 | .333 | 0-1 | .000 | 3-4 | .750 | 1 | 5 | 6 | 2 | 4-0 | 0 | 1 | 3 | 13 | 13.0 | 13 |
| Miles | 2-2 | 39 | 9-15 | .600 | 3-5 | .600 | 4-6 | .667 | 4 | 2 | 6 | 4 | 6-0 | 2 | 0 | 1 | 25 | 12.5 | 16 |
| Koufos | 1-1 | 22 | 5-7 | .714 | 0-0 | --- | 2-2 | 1.000 | 1 | 3 | 4 | 0 | 4-0 | 1 | 1 | 1 | 12 | 12.0 | 12 |
| Brewer | 2-1 | 60 | 9-19 | .474 | 1-2 | .500 | 4-8 | .500 | 2 | 1 | 3 | 10 | 2-0 | 4 | 5 | 1 | 23 | 11.5 | 13 |
| Korver | 2-0 | 43 | 9-18 | .500 | 3-8 | .375 | 1-1 | 1.000 | 2 | 4 | 6 | 4 | 2-0 | 1 | 3 | 1 | 22 | 11.0 | 15 |
| Williams | 2-2 | 61 | 7-16 | .438 | 2-8 | .250 | 4-4 | 1.000 | 1 | 8 | 9 | 15 | 2-0 | 3 | 13 | 0 | 20 | 10.0 | 12 |
| Millsap | 2-0 | 52 | 7-14 | .500 | 0-0 | --- | 5-6 | .833 | 4 | 10 | 14 | 3 | 11-1 | 0 | 4 | 1 | 19 | 9.5 | 10 |
| Kirilenko | 2-1 | 52 | 4-14 | .286 | 0-4 | .000 | 5-6 | .833 | 0 | 5 | 5 | 4 | 6-0 | 0 | 2 | 0 | 13 | 6.5 | 10 |
| Collins | 1-0 | 4 | 1-1 | 1.000 | 0-0 | --- | 0-0 | --- | 1 | 1 | 2 | 1 | 1-0 | 0 | 1 | 0 | 2 | 2.0 | 2 |
| Harping | 2-0 | 10 | 1-3 | .333 | 0-0 | --- | 2-2 | 1.000 | 0 | 1 | 1 | 0 | 4-0 | 0 | 0 | 0 | 4 | 2.0 | 2 |
| Knight | 2-0 | 28 | 2-3 | .667 | 0-0 | --- | 0-0 | --- | 0 | 1 | 1 | 2 | 0-0 | 3 | 2 | 0 | 4 | 2.0 | 4 |
| Price | 2-0 | 10 | 0-2 | .000 | 0-0 | --- | 0-0 | --- | 1 | 1 | 2 | 0 | 2-0 | 0 | 2 | 0 | 0 | 0.0 | 0 |
| JAZZ | 2 | 480 | 74-157 | .471 | 9-28 | .321 | 33-44 | .750 | 23 | 58 | 81 | 49 | 53-2 | 16 | 37 | 8 | 190 | 95.0 | 103 |
| WIZARDS | 2 | 480 | 60-158 | .380 | 8-24 | .333 | 55-69 | .797 | 33 | 58 | 91 | 25 | 41-0 | 23 | 35 | 13 | 183 | 91.5 | 95 |



UTAH JAZZ

301 W. SOUTH TEMPLE, SALT LAKE CITY, UT 84101
PHONE: (801) 325-2500 • WWW.UTAHJAZZ.COM

YEAR-BY-YEAR RECORD

| Season | Home | Road | Neutral | Total | Season | Home | Road | Neutral | Total |
|---------|------|------|---------|-------|----------------|--------------|--------------|---------|--------------|
| 1974-75 | 3-0 | 4-0 | | 7-0 | 1992-93 | 1-0 | 0-1 | | 1-1 |
| 1975-76 | 3-1 | 0-3 | | 3-4 | 1993-94 | 0-1 | 0-1 | | 0-2 |
| 1976-77 | 2-0 | 0-2 | | 2-2 | 1994-95 | 0-1 | 0-1 | | 0-2 |
| 1977-78 | 2-0 | 2-0 | | 4-0 | 1995-96 | 1-0 | 0-1 | | 1-1 |
| 1978-79 | 2-0 | 2-0 | | 4-0 | 1996-97 | 0-1 | 0-1 | | 0-2 |
| 1979-80 | 1-0 | 1-0 | | 2-0 | 1997-98 | 1-0 | 1-0 | | 2-0 |
| 1980-81 | 1-0 | 1-0 | | 2-0 | 1998-99 | 0-1 | 0-0 | | 0-1 |
| 1981-82 | 0-1 | 1-0 | | 1-1 | 1999-00 | 0-1 | 0-1 | | 0-2 |
| 1982-83 | 1-0 | 1-0 | | 2-0 | 2000-01 | 0-1 | 0-1 | | 0-2 |
| 1983-84 | 1-0 | 0-1 | | 1-1 | 2001-02 | 0-1 | 0-1 | | 0-2 |
| 1984-85 | 0-1 | 1-0 | | 1-1 | 2002-03 | 1-0 | 0-1 | | 1-1 |
| 1985-86 | 0-1 | 1-0 | | 1-1 | 2003-04 | 1-0 | 0-1 | | 1-1 |
| 1986-87 | 0-1 | 1-0 | | 1-1 | 2004-05 | 1-0 | 1-0 | | 2-0 |
| 1987-88 | 0-1 | 0-1 | | 0-2 | 2005-06 | 0-1 | 1-0 | | 1-1 |
| 1988-89 | 0-1 | 0-1 | | 0-2 | 2006-07 | 1-0 | 0-1 | | 1-1 |
| 1989-90 | 0-1 | 0-1 | | 0-2 | 2007-08 | 0-1 | 0-1 | | 0-2 |
| 1990-91 | 0-1 | 0-1 | | 0-2 | 2008-09 | 1-0 | 0-1 | | 1-1 |
| 1991-92 | 0-1 | 0-1 | | 0-2 | Totals: | 24-19 | 18-24 | | 42-43 |

WIZARDS VS. UTAH SERIES FACTS

Wizards largest margin of victory: 23 (3x, last 121-98, 3/22/83)
Wizards high point total: 130 (2/19/78)
Wizards low point total: 74 (12/4/91)
Jazz largest margin of victory: 42 (129-87, 3/31/08)
Jazz high point total: 135 (12/3/90)
Jazz low point total: 84 (3/24/05)

| | | | |
|--------------------------|----------------------|------------------|----------------|
| | at WASHINGTON | at UTAH | OVERALL |
| Wizards last won: | 11/12/08 (95-87) | 3/23/06 (109-97) | 11/12/08 |
| Jazz last won: | 2/1/08 (96-87) | 3/17/09 (103-88) | 3/37/09 |
| Wizards streak: | Won one | Lost three | Lost one |

WIZARDS CAREER THROUGH 2008-2009 VS. UTAH

| PLAYER | FIELD GOALS | | | 3-POINT FG | | | FREE THROWS | | | REBOUNDS | | | ASSISTS | | | BLOCKS | | | PTS | AVG | HI | | | |
|------------|-------------|----|------|------------|-----|------|-------------|-----|------|----------|-----|------|---------|-----|-----|--------|----|----|-----|-----|----|-----|------|-----|
| | G | GS | MIN | FG | FGA | PCT | FG | FGA | PCT | FT | FTA | PCT | OFF | DEF | TOT | AST | PF | DQ | | | | STL | TO | BLK |
| Arenas | 13 | 12 | 466 | 93 | 208 | .447 | 35 | 67 | .522 | 70 | 83 | .843 | 11 | 36 | 47 | 67 | 51 | 2 | 17 | 41 | 4 | 291 | 22.4 | 51 |
| Blatche | 6 | 3 | 118 | 19 | 46 | .413 | 0 | 1 | .000 | 7 | 9 | .778 | 16 | 28 | 44 | 8 | 14 | 0 | 8 | 16 | 7 | 45 | 7.5 | 19 |
| Butler | 12 | 11 | 415 | 65 | 152 | .428 | 6 | 15 | .400 | 64 | 75 | .853 | 27 | 38 | 65 | 28 | 25 | 0 | 18 | 24 | 7 | 200 | 16.7 | 27 |
| Crittenton | 5 | 0 | 59 | 6 | 14 | .429 | 0 | 1 | .000 | 9 | 16 | .563 | 6 | 1 | 7 | 4 | 5 | 0 | 4 | 7 | 0 | 21 | 4.2 | 8 |
| Foye | 11 | 8 | 343 | 49 | 119 | .412 | 15 | 44 | .341 | 39 | 45 | .867 | 4 | 14 | 18 | 34 | 30 | 0 | 11 | 20 | 0 | 152 | 13.8 | 20 |
| Haywood | 13 | 11 | 294 | 25 | 51 | .490 | 0 | 0 | --- | 31 | 42 | .738 | 24 | 32 | 56 | 4 | 37 | 0 | 3 | 28 | 13 | 81 | 6.2 | 12 |
| James | 19 | 9 | 417 | 51 | 135 | .378 | 12 | 41 | .293 | 50 | 57 | .877 | 9 | 35 | 44 | 57 | 38 | 0 | 15 | 32 | 2 | 164 | 8.6 | 28 |
| Jamison | 30 | 25 | 1058 | 191 | 437 | .437 | 31 | 83 | .373 | 127 | 171 | .743 | 74 | 115 | 189 | 59 | 65 | 0 | 38 | 58 | 11 | 540 | 18.0 | 31 |
| McGee | 2 | 0 | 49 | 6 | 14 | .429 | 0 | 0 | --- | 8 | 13 | .615 | 10 | 9 | 19 | 1 | 9 | 0 | 1 | 3 | 3 | 20 | 10.0 | 13 |
| McGuire | 3 | 1 | 67 | 3 | 13 | .231 | 0 | 1 | .000 | 3 | 4 | .750 | 5 | 5 | 10 | 3 | 8 | 0 | 3 | 5 | 1 | 9 | 3.0 | 7 |
| Miller | 23 | 15 | 696 | 109 | 243 | .449 | 39 | 103 | .379 | 56 | 66 | .848 | 18 | 82 | 100 | 71 | 62 | 2 | 11 | 55 | 8 | 313 | 13.6 | 28 |
| Oberto | 13 | 6 | 228 | 13 | 25 | .520 | 0 | 0 | --- | 4 | 7 | .571 | 19 | 22 | 41 | 7 | 38 | 1 | 3 | 8 | 1 | 30 | 2.3 | 6 |
| Stevenson | 9 | 8 | 242 | 27 | 72 | .375 | 3 | 20 | .150 | 19 | 26 | .731 | 4 | 16 | 20 | 13 | 17 | 0 | 8 | 6 | 5 | 76 | 8.4 | 21 |
| Young | 4 | 0 | 96 | 12 | 30 | .400 | 0 | 3 | .000 | 18 | 21 | .857 | 0 | 3 | 3 | 4 | 6 | 0 | 6 | 3 | 2 | 42 | 10.5 | 18 |



NBA DIRECTORY

NBA • NBA ENTERTAINMENT • WNBA NBA DEVELOPMENT LEAGUE

NEW YORK

Olympic Tower
645 Fifth Avenue
New York, NY 10022
Telephone: (212) 407-8000
Fax: (212) 832-3861

477 Madison Avenue
New York, NY 10022
Telephone: (212) 407-8700
Fax: (212) 759-1412

NEW JERSEY

450 Harmon Meadow Boulevard
Secaucus, NJ 07094
Telephone: (201) 865-1500
Fax: (201) 865-2626

100 Plaza Drive
Secaucus, NJ 07094
Telephone: (201) 865-1500
Fax: (201) 974-5973

NBA STORE

666 Fifth Avenue
New York, NY 10103
Telephone: (212) 515-6221
Fax: (212) 515-6249

NBA CITY

6068 Universal Boulevard
Orlando, FL 32819
Telephone: (407) 363-5919
Fax: (407) 370-3178

600 First Avenue North
Minneapolis, MN 55403-1416
Telephone: (612) 767-2960



NBA DIRECTORY

INTERNATIONAL OFFICES

EUROPE

Headquarters - NBA EMEA
125 Kensington High Street
London, W8 5SF, UK
TEL: 011-44-20-7795-8921
FAX: 011-44-20-7795-8901

FRANCE

18 rue Pasquier
75008 Paris, France
TEL: 011-33-1-7841-4400
FAX: 011-33-1-7841 4327

ITALY

Via Dogana 3
20123, Milano, Italy
TEL: 011-39-02-8648-9361
FAX: 011-39-02-809-250

SPAIN

pq. Empresarial 'La Finca'
Edif. 15A, 28223
Pozuelo de Alarcon
Madrid, Spain
TEL: 011-34-91297-9700
FAX: 011-34-91799-5999

TURKEY

Astoria Is Merkezi
Buyukdere Cad. No:127 A Kule K:9
Esentepe 34394, Istanbul, Turkey
TEL : +90 212 340 7600
FAX: +90 212 340 7601

LATIN AMERICA

American Airlines Arena
601 Biscayne Boulevard
Miami, FL 33132
Telephone: (305) 269-4100
Fax: (305) 269-4139

MEXICO

Jose Maria Castorena 324
Suite #206-207
Col. Cuajimalpa, Mexico, D.F. C.P. 05000
Telephone: 011-5255-813-6699/7000
Fax: 011-5255-812-7464

CANADA

40 Bay Street, Suite 400
Toronto, Ontario
Canada M5J 2X2

ASIA/PACIFIC
HONG KONG

1207 Man Yee Building
68 Des Voeux Road Central
Central Hong Kong
Telephone: 852-2843-9600
Fax: 852-2536-4808

JAPAN

Aioi Insurance Shinjuku Bldg.,
14th Floor
3-25-03 Yoyogi, Shibuya-ku
Tokyo, Japan 151-0053
Telephone: 813-5351-2411
Fax: 813-5351-2470

TAIWAN

Suite 1303, No. 88, Section 2,
Chung Hsiao East Road
Taipei, Taiwan ROC
Telephone: 886-2-2358-1900
Fax: 886-2-2358-1098

KOREA

41F Gangnam Finance Center
737 Yeoksam-dong, Gangnam-gu
Seoul Korea 135-984
Telephone: 822 2008 4617
Fax: 822 2008 4618

CHINA—BEIJING

19th Floor, Office Tower 2,
China Central Place,
No. 79 Jianguo Road,
Chaoyang District,
Beijing 100025, China
Telephone: (86)10-5200-8200
Fax: (86)10-5200-8202

CHINA—SHANGHAI

Unit 2703-08, 27/F,
Tower 2, Plaza 66
1366 Nanjing West Road
Shanghai 200040, China
Telephone: (86)21-6137-2200
Fax: (86)-21-6288-9920



2009-10 NATIONAL BASKETBALL ASSOCIATION KEY DATES

| | | |
|---------------------------------|-----------------------|--|
| OWNERSHIP/ WASHINGTON SPORTS | October 23 | NBA Preseason ends |
| BASKETBALL OPERATIONS | October 26 | Rosters set for NBA Opening Day |
| | October 27 | Start of the 2009-10 NBA Regular Season |
| | January 5 | 10-day contracts may now be signed |
| PLAYERS | January 10 | All contracts are guaranteed for the remainder of the season |
| | February 12-14 | 2010 NBA All-Star Game (Dallas, TX) |
| | February 18 | Trade deadline, 3 p.m. ET |
| 08/09 SEASON IN REVIEW | February 21-28 | NBA Heritage Week 2009-10 |
| | April 7-10 | Portsmouth Invitational Tournament (Portsmouth, VA) |
| | April 14 | Regular Season ends |
| FRANCHISE RECORDS | April 15 | Rosters set for 2010 NBA Playoffs, 3 p.m. ET |
| | April 17 | 2010 NBA Playoffs begin |
| | April 25 | NBA Early Entry Eligibility Deadline (11:59 p.m. ET) |
| FRANCHISE HISTORY | May 3 | Conference Semifinals begin (possible move up to May 1 or 2) |
| | May 18 | Conference Finals begin (possible move up to May 16 or 17) |
| | May 18 | 2010 NBA Draft Lottery |
| NBA | June 3 | 2010 NBA Finals begin (possible move up to June 1) |
| | June 14 | NBA Draft Early Entry Entrant Withdrawal Deadline (5:00 p.m. ET) |
| | June 17 | The Finals latest possible date |
| MEDIA INFORMATION | June 24 | 2010 NBA Draft |



NBA CARES



NBA Cares is the league's global community outreach initiative that addresses important social issues such as education, youth and family development, and health and wellness. The NBA, its teams, and players support a range of programs, partners, and initiatives that strive to positively impact children and families worldwide.

As part of the league's mission to demonstrate leadership in social responsibility, NBA Cares reaches communities through philanthropy, hands-on service, and legacy projects. Since the program's October 2005 launch, the league, players, and teams have raised more than \$110 million for charity, provided more than one million hours of hands-on service, and built more than 425 places where kids and families can live, learn, or play in communities around the world.

NBA Cares reaches millions of children and adults through special programs like NBA FIT and Basketball without Borders. The league and its teams and players also promote environmental awareness and sustainability through NBA Green. During high-profile league events like NBA All-Star and The Finals, community outreach efforts use the power of sport to effect positive social change.

Thanks to strong partnerships with internationally recognized community organizations such as Make-A-Wish, UNICEF, KaBOOM!, Habitat for Humanity, Boys & Girls Clubs of America, Hands On Network, Special Olympics, the Global Business Coalition on HIV/AIDS, Tuberculosis and Malaria, and the UN Foundation, NBA Cares works to improve communities in need around the world.

For more information about the NBA's latest community outreach efforts, log on to: www.nba.com/cares





477 Madison Avenue, 3rd Floor
New York, NY 10022
212-407-8700

Albuquerque Thunderbirds

5604 Menaul Blvd. NE
Albuquerque, NM 87110
Tel: (505) 265-3865
Fax: (505) 268-2752
Arena: Tingley Coliseum
Media Relations Contact: Tyler Ortiz
(fortiz@abqtbirds.com)
NBA Affiliations: Dallas, New Orleans

Austin Toros

7800 Shoal Creek Blvd., Suite 115W
Austin, TX 78757
Arena: Austin Convention Center
Tel: (512) 236-8333
Fax: (512) 236-8444
Media Relations Contact: Perri
Travillon (ptravillon@austintoros.com)
NBA Affiliation: San Antonio

Bakersfield Jam

1400 Norris Road
Bakersfield, CA 93308
Tel: (661) 716-4526
Fax: (661) 322-7069
Arena: Rabobank Arena
Media Relations Contacts: Christina
Blanton (Christina@bakersfield-jam.com)
NBA Affiliations: Golden State,
L.A. Clippers

Dakota Wizards

919 South 7th St., Suite 501
Bismarck, ND 58504
Tel: (701) 258-2255
Fax: (701) 255-7967
Arena: Bismarck Civic Center
Media Relations Contact: Scott
Schroeder (sschroeder@dako-
tawizards.com)
NBA Affiliations: Memphis,
Washington

Erie BayHawks

110 East 8th Street
Erie, PA 16501
Tel: (814) 790-5600
Fax: (814) 790-5608
Arena: Tullio Arena
Media Relations Contact: Jeff Johns,
(jeff.johns@nbaoerie.com)
NBA Affiliations: Cleveland, Toronto

Fort Wayne Mad Ants

1910 St. Joe Center Rd, Suite 61
Fort Wayne, IN 46825
Tel: (260) 469-4667
Fax: (260) 469-4674
Arena: Allen County War Memorial
Coliseum
Media Relations Contact: Heidi Busch
(heidi@fortwaynehoops.com)
NBA Affiliations: Detroit, Indiana,
Milwaukee

Idaho Stampede

233 South Capitol Blvd., Suite 100
Boise, ID 83702
Tel: (208) 388-4667
Fax: (208) 388-3845
Arena: Qwest Arena
Media Relations Contact: Jinny Gier
(jinny@idhohstampede.com)
NBA Affiliations: Portland, Denver

Iowa Energy

833 5th Ave
Des Moines, Iowa 50309
Tel: (515) 462-2849
Fax: (515) 564-8551
Arena: Wells Fargo Arena
Media Relations Contacts: Chris
Makris (cmakris@iowanba.com)
NBA Affiliations: Chicago, Phoenix

Los Angeles D-Fenders

555 N. Nash St.
El Segundo, CA 90245
Tel: (310) 426-6031
Fax: (310) 426-6105
Arena: STAPLES Center
Media Relations Contact: Michael
Harris (mharris@d-fenders.com)
NBA Affiliations: L.A. Lakers

Maine Red Claws

413 Congress Street
Portland, ME 04101
Tel: 207-210-6655
Fax: 207-210-6659
Arena: Portland Exposition Building
Media Relations Contact: Jana
Spaulding (jspaulding@mainered-
claws.com)
NBA Affiliations: Boston, Charlotte

Reno Bighorns

250 Evans Avenue
Reno, NV 89501 Tel: (775) 284-2622
Fax: (775) 284-8622
Arena: Reno Events Center
Media Relations Contact: TJ Lasita
(tjlasita@nbareno.com)
NBA Affiliations: Orlando, Sacramento

Rio Grande Valley Vipers

4500 North 10th Street, suite 315
McAllen, TX 78504
Tel: (888) 748-6223
Fax: (956) 972-1150
Arena: Dodge Arena
Media Relations Contact: Jonah
Goldberg (jonahgol@gmail.com)
NBA Affiliations: Houston

Sioux Falls Skyforce

2131 South Minnesota Ave
Sioux Falls, SD 57105
Tel: (605) 332-0605
Fax: (605) 332-2305
Arena: Sioux Falls Arena
Media Relations Contact: Brett Hansen
(brett@skyforceonline.com)
NBA Affiliations: Miami, Minnesota

Springfield Armor

1 Monarch Place, Suite 220
Springfield, MA 01144
Tel: (413) 746-3263
Fax: (413) 746-3262
Arena: MassMutual Center
Media Relations Contact: Joe Barbieri
(jbarbieri@armorhoops.com)
NBA Affiliations: New Jersey, New
York, Philadelphia

Tulsa 66ers

2727 E. 21st St., Ste 500
Tulsa, OK 74114
Tel: (918) 585-8444
Fax: (918) 398-6930
Arena: SpiritBank Event Center
Media Relations Contact: Ryan
Williams (rwilliams@tulsa66ers.com)
NBA Affiliations: Oklahoma City

Utah Flash

5255 N Edgewood Dr, Suite 165
Provo, UT 84604
Tel: (801) 434-4667
Fax: (801) 705-1823
Arena: McKay Events Center
Media Relations Contact: Kyle
Flanagan (kyle@utahflash.com)
NBA Affiliations: Atlanta, Utah



D-LEAGUE

2008-09 NBA DEVELOPMENT LEAGUE STANDINGS

| CENTRAL DIVISION | HOME | | AWAY | | Pct. | Gb | Last 5 | Streak |
|----------------------|-------|-------|-------|-------|------|-----|--------|--------|
| | W | L | W | L | | | | |
| Iowa Energy | 28-22 | 17-8 | 11-14 | 0.560 | 0.0 | 2-3 | WON 2 | |
| Erie BayHawks | 27-23 | 16-9 | 11-14 | 0.540 | 1.0 | 4-1 | WON 2 | |
| Dakota Wizards | 27-23 | 16-9 | 11-14 | 0.540 | 1.0 | 3-2 | WON 1 | |
| Sioux Falls Skyforce | 25-25 | 13-12 | 12-13 | 0.500 | 3.0 | 2-3 | WON 1 | |
| Fort Wayne Mad Ants | 19-31 | 11-14 | 8-17 | 0.380 | 9.0 | 2-3 | LOST 2 | |

| SOUTHWEST DIVISION | HOME | | AWAY | | Pct. | Gb | Last 5 | Streak |
|--------------------------|-------|-------|-------|-------|------|-----|--------|--------|
| | W | L | W | L | | | | |
| Colorado 14ers | 34-16 | 20-5 | 14-11 | 0.680 | 0.0 | 2-3 | LOST 2 | |
| Austin Toros | 32-18 | 17-8 | 15-10 | 0.640 | 2.0 | 4-1 | WON 3 | |
| Albuquerque Thunderbirds | 24-26 | 15-10 | 9-16 | 0.480 | 10.0 | 1-4 | LOST 1 | |
| Rio Grande Valley Vipers | 21-29 | 12-13 | 9-16 | 0.420 | 13.0 | 1-4 | LOST 3 | |
| Tulsa 66ers | 15-35 | 8-17 | 7-18 | 0.300 | 19.0 | 2-3 | WON 1 | |

| WEST DIVISION | HOME | | AWAY | | Pct. | Gb | Last 5 | Streak |
|-----------------------|-------|-------|-------|-------|------|-----|---------|--------|
| | W | L | W | L | | | | |
| Utah Flash | 32-18 | 17-8 | 15-10 | 0.640 | 0.0 | 3-2 | WON 3 | |
| Idaho Stampede | 31-19 | 20-5 | 11-14 | 0.620 | 1.0 | 3-2 | LOST 1 | |
| Bakersfield Jam | 26-24 | 16-9 | 10-15 | 0.520 | 6.0 | 1-4 | LOST 2 | |
| Reno Bighorns | 25-25 | 18-7 | 7-18 | 0.500 | 7.0 | 4-1 | WON 1 | |
| Los Angeles D-Fenders | 19-31 | 11-14 | 8-17 | 0.380 | 13.0 | 4-1 | WON 3 | |
| Anaheim Arsenal | 15-35 | 9-16 | 6-19 | 0.300 | 17.0 | 0-5 | LOST 12 | |

2008-2009 PLAYOFF RESULTS

SINGLE ELIMINATION QUARTERFINALS

Tuesday, April 14 – Colorado 129, Erie 108
 Wednesday, April 15 – Utah 94, Bakersfield 81
 Wednesday, April 15 – Austin 119, Idaho 116
 Thursday, April 16 – Dakota 114, Iowa 109

SINGLE ELIMINATION SEMIFINALS

Saturday, April 18 – Colorado 114, Austin 111
 Monday, April 20 – Utah 103, Dakota 93

Best-of-Three Finals

Wednesday, April 22 – Colorado 136, Utah 131 (OT)
 Friday, April 24 - Colorado 123, Utah 104

2008-09 NBA D-LEAGUE AWARD WINNERS

Most Valuable Player: Courtney Sims, Iowa

Jason Collier Sportsmanship Award: Will Conroy,

Dennis Johnson Coach of the Year: Quin Snyder,
 Austin

Albuquerque

Impact Player of the Year: Eddie Gill, Colorado

Defensive Player of the Year: Brent Petway, Idaho

Post Season Champions: Colorado

Rookie of the Year: Othys Jeffers, Iowa



D-LEAGUE

INDIVIDUAL LEADERS

SCORING AVERAGE

| | G | PTS | Avg |
|-------------------------------|----|------|------|
| 1. Will Conroy, Albuquerque | 49 | 1300 | 26.5 |
| 2. Marcus E. Williams, Austin | 45 | 1037 | 23.0 |
| 3. Malik Hairston, Austin | 30 | 686 | 22.9 |

REBOUNDS PER GAME

| | G | REB | Avg | MINUTES PER GAME | G | MIN | Avg |
|----------------------------|----|-----|------|-------------------------------|----|------|------|
| 1. Dwayne Jones, Austin | 34 | 406 | 11.9 | 1. Will Conroy, Albuquerque | 49 | 2199 | 44.9 |
| 2. Richard Hendrix, Dakota | 46 | 525 | 11.4 | 2. Curtis Stinson, Iowa | 50 | 2233 | 44.7 |
| 3. Erik Daniels, Erie | 50 | 499 | 10.0 | 3. Marcus E. Williams, Austin | 45 | 1924 | 42.8 |

ASSISTS PER GAME

| | G | AST | Avg | STEALS PER GAME | G | ST | Avg |
|------------------------------------|----|-----|------|-------------------------------|----|-----|-----|
| 1. Walker Russell, Fort Wayne | 47 | 508 | 10.8 | 1. Dominique Coleman, Colo. | 50 | 144 | 2.9 |
| 2. Jared Jordan, Rio Grande Valley | 37 | 326 | 8.8 | 2. Carl Elliott, Fort Wayne | 46 | 121 | 2.6 |
| 3. Curtis Stinson, Iowa | 50 | 422 | 8.4 | 3. Walker Russell, Fort Wayne | 47 | 110 | 2.3 |

FIELD GOAL PERCENTAGE

| | FGM | FGA | Pct | FREE THROW PERCENTAGE | FTM | FTA | Pct |
|-------------------------|-----|-----|-------|---------------------------|-----|-----|-------|
| 1. Dwayne Jones, Austin | 187 | 315 | 0.594 | 1. Blake Ahearn, Dakota | 276 | 290 | 0.952 |
| 2. Eric Dawson, Austin | 144 | 246 | 0.585 | 2. Jasper Johnson, Albuq. | 168 | 188 | 0.894 |
| 3. Jarvis Gunter, Erie | 50 | 86 | 0.581 | 3. David Bell, Dakota | 113 | 128 | 0.883 |

3 POINT FIELD GOAL PERCENTAGE

| | 3PM | 3PA | Pct | BLOCKED SHOTS PER GAME | G | BS | Avg |
|-------------------------|-----|-----|-------|--------------------------------|-----|-----|-------|
| 1. Dwayne Jones, Austin | 187 | 315 | 0.594 | 1. Blake Ahearn, Dakota | 276 | 290 | 0.952 |
| 2. Eric Dawson, Austin | 144 | 246 | 0.585 | 2. Jasper Johnson, Albuquerque | 168 | 188 | 0.894 |
| 3. Jarvis Gunter, Erie | 50 | 86 | 0.581 | 3. David Bell, Dakota | 113 | 128 | 0.883 |

2008-09 NBA D-LEAGUE CALL-UPS

| Player | D-League Team | NBA Team |
|-------------------|---------------|---------------|
| Blake Ahearn | Dakota | San Antonio |
| Malik Hairston | Austin | San Antonio |
| Jermareo Davidson | Idaho | Golden State |
| Courtney Sims | Iowa | Phoenix |
| Anthony Tolliver | Iowa | New Orleans |
| Cartier Martin | Iowa | Charlotte |
| Trey Johnson | Bakersfield | Cleveland |
| Eddie Gill | Colorado | Milwaukee |
| Courtney Sims | Iowa | Phoenix |
| Trey Johnson | Bakersfield | Cleveland |
| Pops Mensah-Bonsu | Austin | San Antonio |
| James White | Anaheim | Houston |
| Pops Mensah-Bonsu | Austin | Toronto |
| Demetris Nichols | Iowa | New York |
| Dontell Jefferson | Utah | Charlotte |
| Courtney Sims | Iowa | New York |
| Quincy Douby | Erie | Toronto |
| Joe Crawford | Los Angeles | New York |
| Shaun Livingston | Tulsa | Oklahoma City |
| Marcus Williams | Austin | San Antonio |
| Jawad Williams | Rio Grande | Cleveland |
| Mouhammed Sene | Albuquerque | New York |
| DeMarcus Nelson | Austin | Chicago |
| Chris Hunter | Fort Wayne | New York |



Meet the 2009 World Car of the Year.*

It's nice when the whole
world agrees on something.



Volkswagen Golf

This isn't just a win for the Volkswagen Golf. It's a win for the ideas that all Volkswagen models are built upon. Ideas about being environmentally conscious, leading us to build more cars with 25+ highway mpg than any other car brand** and the Volkswagen Jetta TDI[®] Clean Diesel, the vehicle that set a 67.90mpg Guinness World Record for average fuel efficiency.¹ Ideas that value safety, leading to more 2009 IIHS Top Safety Picks than Volvo.^{1†} Ideas that maintaining a car should be worry free, leading us to include no-charge scheduled Carefree Maintenance[™] on all 2009 models. And ideas for the future, like our state-of-the-art plant under construction in Chattanooga, Tennessee. To learn more about the World Car of the Year that's coming this fall or any of the world-changing things Volkswagen is doing, visit vw.com/upcomingcars.



Das Auto.

©2009 Volkswagen of America, Inc. European model shown. *The 2009 Volkswagen Golf was awarded "2009 World Car of the Year" by the World Car of the Year Awards. See www.wcoy.com for details. **Based on a comparison of EPA highway estimates for 2009 vehicles. Your mileage will vary. GUINNESS WORLD RECORDS is a trademark of Guinness World Records Limited. Current world record for lowest fuel consumption across the 48 contiguous United States. Vehicle was equipped with Goodyear Assurance Fuel Max tires. 30 city/41 highway mpg (2.0 manual TDI Clean Diesel). EPA estimates. Your mileage will vary. ††Top Safety Pick based on 31mph side-impact crash test, 40mph frontal-offset crash test, 20mph rear-impact test, and the availability of ESC. Test performed by the Insurance Institute for Highway Safety. For more details visit www.iihs.org. ‡The Volkswagen Carefree Maintenance Program covers the vehicle's scheduled maintenance during the term of the new vehicle limited warranty at no additional charge. Some limitations apply. See dealer or vehicle maintenance program booklet for details. Does not include routine wear and tear on parts such as brakes, tires, wiper blades, light bulbs, etc.

2009
2010

MEDIA INFORMATION



WWW.WASHINGTONWIZARDS.COM

Mark Schiponi

Senior Vice President, Chief Sales Officer

Mark Schiponi is in his 22nd season with the Washington Wizards, and his third as senior vice president and chief sales officer. In this role, he oversees all revenue generating vehicles, including corporate marketing, executive suites, club seats, customer service and ticket sales.

From 1987-2001, Schiponi worked with the Wizards and was vice president of corporate marketing before accepting a position as the vice president of sales and marketing for the PGA TOUR from 2001-2003. He returned to the Wizards in 2003.

Schiponi, a graduate of the University of South Carolina, spent four years as a television reporter before joining Washington Sports and Entertainment. Mark and his wife, Christine, reside in Kensington, MD, with their three children: Garrett, Alex and Jenna.



Jane Taylor

Senior Vice President, Chief Marketing Officer

The 2009-10 season marks Jane Taylor's fourth season with the organization, and her third season as senior vice president and chief marketing officer. In this role, Taylor oversees the communications, marketing, community relations and game operations departments. Her responsibilities include the strategic planning and execution of brand development, advertising, communication, promotions and internet marketing, among others. Additionally, she oversees in-arena entertainment which includes game and concourse operations for the Wizards.

Previously, Taylor worked at Marriott International for nearly twenty years, where she served in sales, marketing and brand management capacities for the Courtyard brand, and spent her last three years as Marriott's vice president of brand strategy. After working for Marriott International, Taylor served in marketing roles for the Washington Metropolitan Transit Authority and CARFAX, leading advertising, media and promotional initiatives for both companies.

Taylor holds a bachelor's degree in hotel management from Pennsylvania State University, and has completed continuing education courses through The Johns Hopkins University and the University of Michigan. A member of the Board of Directors of the Washington Animal Rescue League, Taylor resides in Silver Spring, MD.



Judy Holland

Senior Vice President, Community Relations



Judy Holland is in her 27th season with the organization, where she currently heads the community relations department. Under her direction, the community relations department is responsible for all of the outreach programs that the organization participates in, including the Wizards' "Read to Achieve" reading program; Everybody Wins (volunteer program for staff); Family to Family Holiday gift program and Abe's Table at Perry Center – a feeding program for underserved youth. Under Holland's guidance, the community relations department spearheads the team's holiday programs, which includes the annual turkey giveaway, a canned food, coat and toy drive.

Holland's responsibilities during her tenure in the organization have included overseeing the Washington Mystics for seven years, during which time the team reached the playoffs twice and advanced to the second round of the playoffs in 2004. Additionally, the Mystics led the WNBA in attendance for six out of seven seasons during Holland's reign.

Prior to being named senior vice president, Holland served as vice president of community relations for the Bullets since 1991. She directed the Bullets' "Stay in School" program and also coordinated the Bullets' "Wives Save Lives" Campaign. This initiative became a national program that was adopted by the NBA to promote early detection as a life saving tool against breast cancer. Holland also served as the team's community relations director for three seasons after originally joining the organization as a public relations assistant.

Holland is a member of the Board of Directors for the Greater Washington Urban League, the USO of Metropolitan Washington and the Prince George's Community College Foundation Board. A graduate of Hampton Institute in Virginia, Holland earned a degree in mass media communication. Following graduation, she was a staff writer for the Frederick News and Post where she worked for two years before joining the Bullets. A native of Frederick, MD, Holland resides in Bowie, MD.

Rick Moreland

Senior Vice President, Corporate Marketing / Executive Seating



In his 22nd season with the organization, Rick Moreland manages all sponsorships and executive seating (suites and club seats) for the Wizards and Verizon Center as well as handling the advertising interests for the George Mason University Patriot Center and the DC/Baltimore Ticketmaster franchise.

After joining the organization in 1988 as the team's director of public relations, Moreland has held various positions during his tenure. In 1991, he was promoted to vice president of communications where he managed the public relations, broadcasting, advertising, marketing, game operations and community relations departments. In 1993, Moreland assumed management of the sales business of the organization.

Prior to joining the team, Moreland was the acting athletic director at his alma mater, University of Maryland Baltimore County. At 6-7, Moreland played basketball at UMBC where he became the all-time leading scorer and rebounder and in 1983 was drafted by the Washington Bullets. A broadcasting/media major at UMBC, Moreland later completed his master's degree in public relations at the University of Maryland. Rick and his wife, Susan, reside in Davidsonville, MD, and have three children: Rick, Ryan, and Ali.

Rhonda Ballute

Vice President, Customer Service and Ticket Operations



Rhonda Ballute joined Washington Sports & Entertainment in 1981. In her current role, Ballute oversees the Wizards' customer service and ticket operations departments.

Ballute is responsible for fulfilling all benefits associated with being a Wizards planholder. Ballute oversees all special events for season ticket holders, including post-game autograph sessions, the training camp scrimmage, and the fan-favorite Meet the Team event. In 2004, Ballute developed the Attendance Rewards Program, which recognizes season ticket holders who attend 95%-100% of Wizards home games. Ballute spearheads the Wizards Anniversary Milestone Rewards program, which highlights planholders that have been with the team for five, 10, 15, 20, 25, 30 and 35+ years. In addition, Ballute oversees the team box office which processes group tickets, mail order and priority tickets for planholders. In 2007, Ballute orchestrated special themed happy hours pre-game for full season ticket holders.



Paula Paul

Controller

Paula Paul is in her 22nd season with Washington Sports & Entertainment and her 10th season as the controller for the Washington Wizards. She directs the finance department, which includes daily accounting functions, annual audits, maintaining external reporting and NBA relationships for all financial needs.

Paul has also served and currently performs the Controller responsibilities for TicketMaster.

Paul is a graduate of the University of Maryland and lives in Fairhaven, MD, with her husband, Steve. They have two children and five grandchildren.



Sashia Jones

Senior Director, Community Relations

This season marks Sashia Jones' 12th season with Washington Sports & Entertainment and her 10th season directing the franchise's community relations efforts. She is responsible for coordinating programs for Wizards players, coaches and staff through education, recreation and outreach activities. Jones earned the Wizards' Employee of the Year honors in 2002 for her service and dedication to the Wizards organization.

Jones started with the organization as an intern in corporate marketing. She has also held a position in the customer service department before joining the community relations department as an administrative assistant. She was later promoted to assistant director and director before assuming the senior director of community relations role.

Jones, a 1993 graduate of Bowie State University, earned a degree in journalism. A native of Silver Spring, MD, Jones graduated from Montgomery Blair High School.



Danny Zollars

Senior Director, Game Operations

Danny Zollars enters his fourth season with the organization and begins the 2009-10 season as the senior director of game operations. In his position, Zollars oversees all of the in-game presentation and entertainment elements at Wizards home games; including corporate sponsorship integration, concourse promotions and operations, music and lighting, and video production. In addition to home game entertainment, Zollars also launched the Wizards' first youth basketball program and now oversees Wizards Basketball Camps at the Verizon Center (soon to be held in local community locations around the DC Metro area). This season also marks Zollars' first year as executive producer of Wizards Magazine, a weekly television show highlighting Wizards' players and sports programming running throughout the NBA season. Among his entertainment and program management responsibilities, Zollars also serves as the liaison for Washington Sports and Entertainment and the Verizon Center facilities and operations group.

Prior to joining Washington Sports and Entertainment, Zollars worked in Game Operations for the NBA's Golden State Warriors and NHL's Phoenix Coyotes. He earned a bachelor's degree in marketing from Arizona State University and currently resides in Alexandria, VA, with his wife, Margaret.



Ira Frankel

Senior Director, Marketing and New Media

Ira Frankel begins his 12th season with Washington Sports and Entertainment as the senior director of marketing and new media. His duties in this role include overseeing the strategy, direction and implementation of WashingtonWizards.com, VerizonCenter.com and PatriotCenter.com. In addition Frankel's duties include overseeing the team's digital, interactive and new media programs, along with all e-commerce, direct mail and CRM solutions.



Prior to his work on the digital side, Frankel has handled many different aspects in the marketing department, including media buying, creation of all advertising and collateral, promotions and concourse operations.

A graduate of Towson University with a degree in mass communication and the University of Maryland University College with a master's degree in business administration, Frankel resides in Crofton, MD, with his wife, Joanna.

Kelly Nelson

Director, Team Marketing

Kelly Nelson is in her fourth season with Washington Sports & Entertainment as the director of team marketing. In this position, Nelson is responsible for media planning and buying, creating and overseeing the Wizards brand and managing the development of all creative to include television, radio and print ads.



Prior to joining Washington Sports & Entertainment, Nelson was the marketing manager for First Washington Realty, Inc. from 2001 through 2006.

Nelson, a graduate of the Fashion Institute of Technology, NYC, earned a bachelor's degree in marketing. She is a native of Montgomery Village, MD, and currently resides in Fort Washington, MD.





Melissa Altomose
Customer Service Rep



Bill Anderson
Sales Manager



Crystal Anderson
Account Executive



Jim Anderson
Sales Manager



Laura Bailey
Customer Service



Amanda Ballute
Game Operations Manager



Damian Bass
Asst. Director,
Game Operations



Joyce Berry
Client Services,
Executive Seating



Debbie Blake
Assistant to the President of
Business Operations



Steve Bowen
Sales Manager



Kevin Bradley
Cinematographer & Editor



Laura Bryer
Director of Archtics &
Ticket Operations



Joe Burno
Customer Service



Jill Buxbaum
Sales Manager



Charae Carter
Marketing Assistant



Aidan Charlery
Mascot Coordinator





LaVionne Chase
Receptionist,
Sales Assistant



Larry Dahut
Client Services,
Executive Seating



Jumoke Davis
Producer



Danielle Dryer
Assistant Director,
Community Relations



Kathy Devine
Director
Corporate Marketing



Will Fan
Website Editor



Alan Fantone
Inside Sales



Bryan Floyd
Customer Service



Phil Forman
Assistant Director of
Executive Seating



Sheila Francis
Director of Event and
Venue Public Relations



Lauren Garcia
Coordinator, Group Sales



Richard Garrard
Sales Manager,
Executive Seating



Myron Goodman
Account Executive



Becky Gould-Levine
Customer Service Rep



Adam Gravitz
Account Executive





Jennifer Greenberg
Inside Sales Rep



Kerry Gregg
Senior Director, Operations/
Executive Seating



Chris Grindler
Senior Coordinator,
Database Marketing



London Hitchman
Account Executive



Neil Hofman
Inside Sales Rep



Daryl Humphrey
Design and Production
Manager



Kim Jackson
Senior Director, Client
Services/Executive Seating



Cathy Jerome
Sponsorship Service
Manager



Candyce Jones
Community Relations
Coordinator



Tracey Kelly
Director, Sponsorship
Operations



Megan Kingston
Advertising Coordinator



Aitwan Kwan
Inside Sales Rep



Kyle Lallis III
Director of Corporate
Marketing



Ariel Levis
Sponsorship Service
Manager



Andrea Martynec
Customer Service





Ryan McDevitt
Inside Sales Rep



Ashley Miller
Account Executive



Rose Miller
Finance



Roger Moskowitz
Senior Director,
Corporate Marketing



Joe O'Neill
Account Executive



Mindy Pipes
Sponsorship Service
Manager



Ron Potter
Sales Manager,
Executive Seating



Sally Reilly
Director, Customer Service



Ralph Rosello
Director, Inside Sales



Andrew Rosen
Website Managing Editor



Chris Rowson
Inside Sales Rep



Aslynn Satterfield
Account Executive



Harry Schroeder
Inside Sales Rep



Jordan Schwartz
Inside Sales Rep



Nicholas Schroth
Inside Sales Rep





Joseph Siegfert
Account Executive



Dan Silverman
Inside Sales



Nicholas Solomon
Inside Sales Rep



Lew Strudler
Senior Director,
Corporate Marketing



Charlene Thompson
Receptionist,
Sales Assistant



Greg Turner
Sales Manager,
Executive Seating



Vincent Vanni
Senior Director, Corporate
Marketing



Hana Weaver
Corporate Marketing
Administrative Assistant



Phillip Widell
Account Executive



Steve Zarick
Sales Manager




WIZARDS CARE

Mission Statement

Wizards Care is the community service program for the Washington Wizards. The entire organization—from team owners Irene and Abe Pollin to players, coaches and employees—is committed to investing time and resources to Wizards Care. By providing assistance to the youth, homeless and underserved in the D.C. Metropolitan Area, Wizards Care hopes to inspire others to do the same.

This season, all Wizards Care's proceeds will be donated to the Capital Area Food Bank as part of Irene and Abe Pollin's initiative to provide the means to give 1,000,000 meals to those in need.



REACH ONE, TEACH ONE

READING TIMEOUTS

The NBA's year-round, league-wide initiative, Read to Achieve, promotes the values of reading and online literacy and encourages families and adults to read regularly with children. Throughout the year, the Wizards and Dasani will host reading timeouts at local schools, libraries or at Verizon Center to help promote the importance of literacy. Wizards players take timeout to read to area youth to help engage their imagination and foster a life-long love of reading and learning.

WIZARDS CARE BLACK HISTORY MONTH TRIP

In the month of February, the Washington Wizards select a group of students from a local school to participate in the Black History Month Trip. The Wizards take the students on the road for an away game; prior to that night's game the students visit various historical sites significant to the African American history of that city. After visiting, touring, and learning about the rich African American history and culture of the city the students head to the arena to meet with Washington Wizards coaches and players in a pre-game meet and greet.

CARON'S 3DS TO SUCCEED

For the third season --Caron Butler will share his 3Ds – Dedication, Determination and Discipline to Succeed to motivate and recognize local youth. Each month, Caron and the Wizards will recognize and reward local 11-18 year-olds who demonstrate through a personal essay, poem, song/rap, artwork, video...etc. how they used one of the 3Ds to overcome adversity, build character or power achievement and to succeed on their own.

THE GIFT TO ASSIST

A SALUTE TO OUR HEROES

In partnership with General Dynamics, the Wizards work with the USO of Metropolitan Washington to provide wounded warriors at the surrounding military medical centers, as well as military bases with complimentary tickets and a place of honor at all home games.



WIZARDS CARE

continued

POLLIN AWARD

Named after Irene and Abe Pollin, Chairpersons for the Washington Wizards and Verizon Center, the Pollin's vision is matched solely by their willingness to help improve the quality of life in this community and around the world. The Pollin Award sponsored by Verizon was created to honor those individuals who show an outstanding dedication to their community. The Washington Wizards teamed up with the non-profit organization Positive Coaching Alliance (PCA) to honor the Washington DC Metropolitan coaches. PCA's mission is to "transform youth sports so sports can transform youth." Since 2001, PCA has operated in the Washington, DC area, impacting tens of thousands of local youths.



PLAYERS' SECTIONS

Andray Blatche, Antawn Jamison and Mike Miller have their own sections to continue to reach out and help underserved children in the local area throughout this season. All guests receive complimentary tickets to a Wizards home game and group t-shirts.

CAREFIRST COMMUNITY THREES

CareFirst is proud to sponsor the "Community 3's" program with the Washington Wizards. For every three-point shot made by a Wizards player this season, CareFirst BlueCross BlueShield will make a contribution to Metro Teen AIDS up to \$25,000 to fund HIV/AIDS awareness education and outreach in schools and neighborhoods.

Thank you to CareFirst BlueCross BlueShield for the "Community Threes" program.

WIZARDS TURKEY GIVEAWAY

The Wizards have partnered with Heaven's Grocery Store for the past 10 years to host an annual turkey basket giveaway each November. Each year four hundred baskets are filled and handed out to local families in need with turkeys and items to compliment a Thanksgiving Day meal, such as canned vegetables, bread, stuffing and desserts.



CARON BUTLER'S 3D BIKE BRIGADE

Caron will host his fifth Bike Brigade this summer and donate 150 new bikes and helmets to underprivileged youth from the local area. The event will conclude with Caron and 150 youth riding their new bikes on a lap around the block.

EMPLOYEE SERVICE

Every season several Verizon Center employees volunteer at various employee service day events, last year they volunteered at the Capital Area Food Bank and at Clagett Farm. Every year Wizards employees also volunteer for Everyone Wins, a mentoring program devoted to promoting children's literacy, by reading with a child once a week during the school year.



WIZARDS CARE

continued

SISTER TO SISTER FOUNDATION

Wizards owner Irene Pollin founded the Sister to Sister Foundation, a national 501C-3 organization dedicated to preventing heart disease among women through free cardiac screenings. Last year, the fourth annual free Sister to Sister Women's Heart Health Fair was held at the Verizon Center and over 4,775 women turned out to get heart smart with lifestyle presentations, cutting-edge information on medical issues and complimentary heart-health screenings.

12 DAYS OF HOLIDAY CHEER

To celebrate with their community, for the third season, the Wizards will designate 12 days of holiday giving throughout the month of December. The Wizards December ritual of Family to Family, Seniors Holiday Luncheon, Butler's Bike Giveaway, Gilbert's Christmas Dream and Military Movie Night will all be a part of the 12 Days of Holiday Cheer. In addition, a number of local organizations will be surprised with Wizards tickets, movies, meals and much more.



ABE'S TABLE

Abe's Table was founded by Irene and Abe Pollin as a vehicle to feed the homeless and underserved in the metropolitan area. This year employees of Washington Sports and Entertainment have partnered with Thrive DC and volunteer weekly to serve meals to those in need.

GET 'N THE GAME

COLLECTION DRIVES

Wizards Care will be hosting their annual collection drives, Canned Food and Toy, during Wizards home games this season. Cans will be collected at all home games in November and toys will be collected at all home game in December. Fans will be encouraged to donate non-perishable food items and new, unwrapped toys, for the respective month and in exchange received a ticket to a future Wizards game.

CARON'S COATS

In January, Wizards forward Caron Butler will host his annual warm coats drive at a Wizards home game. Fans will be encouraged to donate new or gently-used coats. Each fan who donated an item received a coupon for a future Wizards game.

COMMUNITY TIX PROGRAM

As part of our owners Irene and Abe Pollin's commitment to the fans, the Wizards will provide more than \$1,000,000 in complimentary game tickets to 501C-3 organizations in D.C. Metropolitan Area.

AUCTION/DONATION PROGRAM

Wizards Care is committed to helping local 501C-3 organizations in their fundraising efforts by making auction and raffle items available for their charity events.



WIZARDS CARE

continued

ONE MILLION MEALS

GAME NIGHT AUCTION AND ONLINE AUCTION

Almost half of the Wizards home games will feature a Game Night Auction on the main concourse, Section 115 where fans will be given the opportunity to bid on one-of-a-kind autographed memorabilia. Fans can also bid on items online at www.wizardscare.com by clicking on Online Auction.

50-50 RAFFLE

At several home games this season, Wizards fans can donate \$1 or more to Wizards Care during 50-50 Raffle Nights and be entered into a drawing to win half the pot and tickets to a future Wizards game.

JEANS DAY

Companies in the D.C. Metropolitan Area have been invited to participate in Wizards Care Jeans Day where they select a date to encourage employees to wear jeans to work in return for an individual donation of \$5 or more to Wizards Care. Incentive rewards will be provided to participating companies including Wizards tickets, Chipotle gift cards and a chance to receive autographed memorabilia.

THE BALLERS BOWL

The Wizards will host their annual team fundraiser "The Ballers Bowl" at Lucky Strike Lanes in Chinatown. This event allows season ticket holders and team sponsors the opportunity to meet and bowl with the Wizards players as well as the chance to bid on several pieces of Wizards and other sports memorabilia in a silent auction, with all proceeds going to Wizards Care. While the event is a chance for fans to interact with their favorite players, it is also an opportunity for the Wizards to thank fans for their ongoing loyalty and support.

TELETHON

Wizards Care will host their 2nd annual Telethon during an away game this April. The event will be hosted by Wizards Care Spokespersons DJ Big Tigger and Autria Godfrey. Wizards Wives, former Wizards players and celebrities will man the phones and the Wizards will auction off unique merchandise and memorabilia.

TASTE OF TWELVE

Wizards Care will hold its third annual luncheon at the conclusion of this season. Last season, Taste of Eleven raised more than \$20,000 and welcomed almost 2,000 people from the surrounding community to the Verizon Center to sample up to six of the 35 restaurants on site.





Verizon Center, managed by Washington Sports & Entertainment, LP, is home to the NBA's Washington Wizards, the NHL's Washington Capitals, the WNBA's Washington Mystics, and the Georgetown Hoyas Men's Basketball team. Located in the heart of Chinatown in downtown Washington, D.C., Verizon Center is only a few steps away from the White House and hosts more than 220 events and concerts each year.



Debuting in December of 1997, the \$200 million sports and entertainment facility has hosted over 28.6 million patrons with over 2,406 world-class sporting events, concerts and family shows. The arena has also become a catalyst for the downtown neighborhood by sparking a dramatic redevelopment effort to the tune of \$6.2 billion.

The 2009 NCAA Ice Hockey Championship (Frozen Four), the first and second rounds of the 2008, 2002 and 1998 NCAA Division I Men's Basketball Tournament, the 2007 and 2002 WNBA All-Star games, the 2006 Washington Regional Round of the NCAA Division I Men's Basketball Tournament, the 2005 ACC Tournament, the 2003 World Figure Skating Championships, the 2001 50th NBA All-Star game, and the 1998 NHL Stanley Cup Finals are only a sample of the world-class events held during the past eleven and a half years at the building. In 2011, the arena will host the first and second rounds of the NCAA Division I Men's Basketball Tournament for the fourth time.



Concerts and family shows have included U2, Rolling Stones, Paul McCartney, Barbra Streisand, Bon Jovi, Prince, Tim McGraw & Faith Hill, Beyonce, Christina Aguilera, Andrea Bocelli, Disney on Ice, and The Wiggles. The longest tenured events for the building are the Harlem Globetrotters and the Washington International Horse Show.

Located within the arena are 108 luxury suites and a variety of concession stands and restaurants offering menu choices from Italian cuisine at D'acqua to Papa John's pizza to Dunkin Donuts to hot dogs and pretzels to crab cakes and deli sandwiches. Additional amenities include the private Acela Club Restaurant for club seat and suite holders, the Johnnie Walker Coaches Club for Gold VIP season ticket holders, The Player's Club, Dewar's 12 Clubhouse, The Greene Turtle Sports Bar & Grille, Fan Gear sporting goods store, and VIDA Fitness and Bang Salon.

EXECUTIVE SUITES/PARTY SUITES

A great way to enjoy events at Verizon Center is to entertain some friends and family or business associates in one of our 108 luxury suites. Between 18 and 22 guests can enjoy the VIP treatment as they watch over 220 sporting events and concerts held annually at Verizon Center. The luxury suites offer an exclusive membership and access to the Acela Club restaurant, premium catering and food service, early and late entry to events and countless other amenities including a private seating area, restroom and flat screen television.



The Johnnie Walker Party Suite is another exciting option for entertaining up to 99 guests at one time. Whether you're looking to entertain a group of 34, 65 or 99 guests, this is the place. Guests of the party suite have access to premium catering and food service, a private glass enclosed suite for meetings or hospitality purposes and most importantly a great view for the event. Another amenity of the party suite that makes it stand out from the rest of the suites at Verizon Center is the ability to rent it out on an event by event basis.




VERIZON CENTER

continued

HIGH-DEFINITION SCOREBOARD AND LINEAR LED BOARDS

Debuting during the 2007-2008 season, the high-definition LED scoreboard is the first true indoor high-definition scoreboard of its kind for arenas. The center hung scoreboard exclusively features the Diamond Vision LED Fascia, corner stat displays and video boards driven by ANC Sports' patent pending VisionSOFT operating system. Sitting at 14 feet 5 inches high x 25 feet 2 inches wide, the new scoreboard provides the highest clarity of all the action, including video playback, and exhibits over 68 billion colors. The scoreboard features four 6mm video screens, four 10mm LED video matrixes measuring 5ft x 25ft, and two 20mm LED rings. Over a 1,000 feet of linear LED boards encompass the upper bowl of the arena, as well as 400 feet of LED boards surrounding the lower bowl of the arena with full motion signage. Four additional LED displays highlight the top corners of the arena offering animation, 3D graphics and advertisements.




LOCKER ROOMS/DRESSING ROOMS

Backstage at Verizon Center includes seven performer dressing rooms, the Wizards, Capitals, Mystics and Hoyas locker rooms, and NBA/NHL visitors and official's locker rooms. The Wizards and Capitals locker rooms include a training room, steam room, hydrotherapy pool, team lounge and weight room.

ACELA CLUB RESTAURANT

The Acela Club is a sophisticated and energetic restaurant available for club seat and suite holders, as well as their guests. The unique 400-seat tiered restaurant overlooks the court and the ice, and combines gourmet dining with world-class service. The Acela Club is also used for private events



JOHNNIE WALKER COACHES CLUB

Washington Wizards, Washington Capitals, Washington Mystics and Georgetown Hoyas Gold VIP ticket holders can enjoy the Coaches Club before, during, and after games. Located on the event floor, this private lounge serves hors d'oeuvres and beverages in the perfect setting.



VERIZON CENTER

continued

THE PLAYER'S CLUB

Located on the Lexus Suite Level, The Player's Club is a members-only club offering a unique blend of seating, fine dining, entertainment and separate meeting spaces. The 5,000 square-foot space features a plush décor with lavish wood finishes inclusive of a full-bar with top-shelf selections, a pool table, private chilled wine coolers, a fireplace, wireless Internet access, private restrooms, premium catering services and leather stadium seating. Membership to the club includes year-round access to Washington Wizards, Washington Capitals, Washington Mystics and Georgetown Hoyas games with views overlooking the court and the National Portrait Gallery located next door to Verizon Center.



DEWAR'S 12 CLUBHOUSE

The Dewar's 12 Clubhouse is located just inside Verizon Center's main lobby on F Street on the second floor. Open an hour before and an hour after events at the venue, Dewar's 12 Clubhouse offers a relaxing atmosphere for drinks, appetizers and a main course.



THE GREENE TURTLE SPORTS BAR & GRILLE

Opening their first franchise location outside of the state of Maryland in 2007 at Verizon Center, The Greene Turtle Sports Bar & Grille is the perfect setting to catch a bite to eat and drink before, during or after a game or event at Verizon Center. Based out of Ocean City, Maryland, The Greene Turtle Sports Bar & Grille offers an appetite for all at an affordable price.



FAN GEAR

Fan Gear, located just inside Verizon Center's main lobby on F Street, is every patron's favorite place to shop offering team merchandise for Verizon Center's own Washington Wizards, Washington Capitals and Washington Mystics. Merchandise can also be found for the Georgetown Hoyas Men's basketball team.



VERIZON CENTER

continued

VIDA FITNESS AND BANG SALON

Located at the corner of 7th and F Streets NW, VIDA Fitness is redefining fitness in Washington, D.C. The perfect place to work on your mind, body and spirit to achieve a fuller and more balanced life, VIDA Fitness offers a calming and rejuvenating space that incorporates all of the senses. The 28,000 square foot space brings state-of-the-art fitness equipment, group programming in yoga and pilates, mixed martial arts by Team Lloyd Irvin, and endless pools. Bang Salon/Spa caps off the experience by offering cuts to color, facials to hair removal and a head to toe selection of salon and spa services including Japanese soaking tubs.



PRACTICE FACILITY

The Washington Wizards and the Washington Mystics have an NBA/WNBA regulation sized practice court inside the arena where all team practices are held. Located on the event level, players have easy access to and from the court. The practice court is also used for special events such as large press conferences and receptions.



BROADCAST MEDIA

TELEVISION

Comcast SportsNet

7700 Wisconsin Avenue, Bethesda, MD 20814

www.comcastsportsnet.com



DAVID DEVALL
Graphics Coordinator



CHRIS GRAIN
Producer/Director



WADE ROLAND
Producer



RICH WOLFF
Producer



CHRIS MILLER
Sideline Reporter

FLAGSHIP STATION OF THE WASHINGTON WIZARDS

WJFK 106.7 The Fan (cbssports.com/local/dc), Washington, DC



WASHINGTON WIZARDS RADIO NETWORK

WNAV 1430 AM (wnav.com), Annapolis, MD

FOX 1370 AM (fox1370.com), Baltimore, MD

WTBO 1450 AM (foxsportsradio1450.com),
Cumberland, MD

WRNR 740 AM (talkradiowrnr.com),
Martinsburg, WV

WRNL 910 AM (sportsradio910.com),
Richmond, VA

WBRG 1050 AM (wbrgradio.com),
Lynchburg, VA

104.5 FM, Lexington, VA



MIKE JONES
www.washingtontimes.com

TRAVELING MEDIA


MICHAEL LEE
www.washingtonpost.com



MEDIA INFORMATION

The Wizards Public Relations Staff is looking forward to assisting you in your coverage of the Washington Wizards throughout the 2009-2010 NBA season. In an effort to continue to provide a professional working environment, please adhere to the following guidelines for the season. If you have any questions or concerns, please contact Scott Hall, Brian Sereno, Daren Jenkins or Steve McMenam in the Wizards Public Relations Department.

CREDENTIALS:

Single game credentials should be *requested at least 24 hours in advance*. Press and photo credentials are issued to accredited media members and will admit the bearer to the press room and locker rooms. Credentials may be picked up at the press gate. *Credentials must be visibly worn at all times.*

PRESS ROOM:

The press room will be open 2 hours prior to game time, during the game and following the game. *We must limit press room usage to members of the media only.* The professional intent of the press room is to provide a meeting and working place for writers, reporters, broadcasters and game personnel. Any abuse of the press room and/or press privileges will result in the forfeiture of your press pass. The working area of the press room is equipped with a fax machine, telephones, statistics, post-game quotes and other NBA scores.

LOCKER ROOM:

In accordance with NBA policy, both the Wizards and the visiting locker rooms will be open to members of the media up to 45 minutes before game time and 10 minutes after the end of the game. Head Coach Flip Saunders will meet with the media in the interview room following the game. *No autographs are allowed during media access periods.* The use of cell phones by the media in the locker room is strictly prohibited. If you need to use your phone during open media time pre-game and post-game, please exit the locker room and re-enter when your call is complete.

PHOTOGRAPHERS:

Limited space is available at each end of the court for both television and still photographers holding proper credentials. Photographers must stay in the designated areas and are asked to be considerate of spectators seated directly behind them. *Still photographers are not allowed in NBA locker rooms.*

MEALS:

A pre-game meal will be served in the press room prior to each game. In addition, beverages and snacks will be available at halftime and post-game.

GAME NOTES AND STATISTICS:

Pre-game press notes, media guides and line-up sheets will be available in the interview room prior to each game. Game statistics will be distributed to the working media during the game and will be available in the press room.

MEDIA INFORMATION AND SERVICES:

Please contact Scott Hall, Brian Sereno, Daren Jenkins or Steve McMenam in the Wizards Public Relations Office at (202) 661-5000. Fax number is (202) 661-5113.



DIRECTIONS & PARKING

DRIVING DIRECTIONS FROM LOCAL AIRPORTS:

RONALD REAGAN NATIONAL AIRPORT

- Take the George Washington Memorial PKWY north
- Take the I-395 North exit towards Washington
- As the road splits, bare left onto US-1 and follow to 14th Street Bridge
- Cross over the 14th street bridge and stay on 14th Street NW
- Make a right turn onto Constitution Ave
- Turn left onto 7th Street and Verizon Center will be on the corner of F and 7th Streets

WASHINGTON DULLES INTERNATIONAL AIRPORT

- Turn onto the Dulles Access Road
- Dulles Access Road turns into I-66 East
- Continue onto US-50 East/I-66 East
- Take the US-50 East/Constitution Ave. exit
- Stay straight to go onto Constitution Ave. NW
- Turn left onto 7th Street and Verizon Center will be on the corner of F and 7th Streets

BALTIMORE-WASHINGTON INTERNATIONAL AIRPORT

- Follow Airport exit
- Turn slight left onto I-195 West
- Take the MD-295 South (Balt/ Wash Pkwy) ramp towards Washington
- Merge onto 295 South towards Washington
- Merge onto US-50 West
- Continue on 50 West as it turns into New York Avenue
- Turn left on 7th Street and Verizon Center will be on the corner of F and 7th Streets

NOTE:

From all points in all directions, follow signs to downtown Washington. When in the downtown area, follow signs to Verizon Center.

PARKING

There are approximately 10,000 parking spaces available in area parking lots and garages within 10 blocks of Verizon Center.



METRO

GETTING AROUND VIA METRO:

Washington, DC offers one of the nation's finest means of public transportation. The Metro railway system is clean, convenient and accesses all parts of the city, including the surrounding suburbs. The system has five color-coded lines, all of which run within walking distance to Verizon Center. The red, yellow and green lines include a stop at Gallery Place, actually located beneath the arena.

METRO HOURS

Monday-Thursday:

5:00 am-Midnight

Friday: 5:00 am-3:00 am**Saturday:** 7:00 am - 3:00 am**Sunday:** 7:00 am - Midnight

202-637-7000



VERIZON CENTER BOX OFFICE

Verizon Center Box Office is a full service TicketMaster outlet with 17 windows located inside the main entrance at 601 F Street NW. Tickets to Verizon Center events may be purchased at Verizon Center Box Office. Additional ticket booths are located at the 7th and G Street NW entrance during event time only.

Children 3 years and older are required to have a ticket to all basketball and hockey games. For Disney on Ice and the Circus, all children 2 years and older require a ticket. For information on other family shows and concerts please call 202-661-5000.

The hours for Verizon Center Box Office are Mon-Sat. from 10:00 a.m.– 5:30 p.m. and closed on non-event Sundays. Hours for phone charge are 10:00 a.m.– 9:00 p.m. daily.

Tickets may also be purchased at TicketMaster by calling:

(202) 397-SEAT

(703) 573-SEAT

(410) 481-SEAT

Group Sales: (202) 661-5061



TELEVISION BROADCASTERS

Steve Buckhantz

Play-By-Play Announcer



With 35 years of broadcasting experience, including a quarter-century in the Nation's Capital, Steve Buckhantz is one of the longest tenured sportscasters in the Metropolitan area. A four-time Emmy award winner, including the honor for Wizards Play-by-play in 2008, Buckhantz is in his 13th season as the television voice of the Wizards on Comcast SportsNet.

Buckhantz' dramatic game calls have crept into DC's sports lexicon. "Dagger", "Backbreaker", "Not Possible", all are heard regularly on sports highlight shows around the country.

Buckhantz is a native of Washington, DC, born in the District and raised in nearby Arlington, VA. He attended Washington-Lee High School and his education continued at James Madison University in Harrisonburg, VA, where he graduated with a Bachelor of Science degree in Communication Arts. In 1995 Buckhantz was honored with JMU's Distinguished Alumni Award.

Following four years broadcasting JMU basketball games on radio, Buckhantz made the transition into television at ABC affiliate WHSV-TV in Harrisonburg, where he anchored the 11pm sports and weather. His TV career then took him to WRCB in Chattanooga, TN, WTVF in Nashville, TN and WSB in Atlanta, GA, before returning in 1984 to his hometown and Fox owned WTTG-TV, where he was the Sports Director and lead sports anchor for nearly 14 years. Buckhantz' play-by-play work also includes the "NFL on Fox" and in 1994 was part of that network's inaugural season televising professional football. From 1991-'97 Buckhantz was the radio play-by-play voice of the US Naval Academy Football Team.

Buckhantz is involved in numerous charitable events in the Washington area, and for the past 14 years has been the spokesman for the Steve Buckhantz/St. Jude Celebrity Golf Tournament, which to date has raised close to three million dollars to benefit research at the children's hospital in Memphis, TN.

Phil Chenier

Analyst



The 2009-10 NBA campaign marks Phil Chenier's 25th consecutive season providing television color commentary for the Washington Wizards organization. Seated alongside play-by-play man Steve Buckhantz, Chenier has been further ingrained in the consciousness of Washington area sports fans after he starred for the Bullets for nine seasons during his playing days in the NBA.

An All-Star performer for the Bullets in 1974, 1975 and 1977, Chenier still holds the franchise record for most points in a non-overtime game (53), and he ranks among the all-time franchise leaders in field goals made (4th), points (6th), minutes played (6th) and games played (8th). He averaged at least 20 points per game for five consecutive seasons (1972-77) and was named to the All-NBA second team in 1974-75, when he finished eighth in MVP voting. After 10 professional seasons, Chenier retired in 1981 with 9,931 career points and a 17.2 ppg scoring average.

In the NBA off-season, Chenier shares his basketball expertise at his youth basketball camp, which is co-directed by award-winning basketball writer David DuPree. Chenier lives in Columbia, MD, and has three children, April, Philip Lawrence and Adelle, and a granddaughter, Ana L. Fletcher.



RADIO BROADCASTERS

Dave Johnson Play-By-Play Announcer

The 2009-10 season marks Dave Johnson's 13th consecutive campaign as the voice of the Wizards on the Wizards Radio Network. Wizards fans also know Johnson for his contributions to the television show *Wizards Magazine*, and to *WashingtonWizards.com* where he hosts a live blog (blogcast) during games. Johnson's ties to the Washington DC sports community are strengthened by his efforts as the sports director and morning sports anchor for WTOP radio (103.5 FM), where he recently won an Edward R. Murrow award for best writing, and for his work in studio on Comcast SportsNet as a frequent anchor of CSN's nightly sports show.

Johnson's ubiquitous presence in the sports community is also due in part to his role as the television play-by-play voice of Major League Soccer's DC United on Comcast SportsNet, and to an extensive history with televised soccer that includes appearances on ESPN and FOX Soccer Channel. Johnson also served as the play-by-play voice for the 2006 FIFA World Cup on XM radio, for whom he called over 20 matches, including the World Cup final in Berlin.

Among Johnson's other career highlights is an Emmy Award for his work as the host of the NHL's Washington Capitals Face Off television show, countless anchored telecasts not just on Comcast SportsNet but also on FOX 5, an extensive play-by-play resume of college football, college basketball and lacrosse, and in the summer of 2006, Johnson served as a fill-in on Washington Nationals radio broadcasts.

A graduate of Towson University, Dave and his wife, Diane, live in Annapolis, MD with their son, Pierce.



Glenn Consor Color Analyst

The 2009-10 season marks Glenn Consor's third season as the color analyst and post-game call-in show host on the Washington Wizards Radio Network. Alongside 13-year play-by-play veteran Dave Johnson, Consor brings almost two decades of experience covering the Wizards to the booth.

After 18 years covering the Wizards for various media outlets, most recently for Comcast SportsNet as an analyst on the network's live postgame show, Consor added a new perspective of watching the Wizards to his resume during the 2007-08 season. Previously, from 1990-95 Consor was a scout for the Wizards franchise and Indiana Pacers.

In addition to his work with the Wizards, Consor has served as a basketball analyst for NBA-TV, Home Team Sports, ESPN's regional college basketball broadcasts, Sports Talk 980, Westwood One's coverage of the NCAA Tournament, and Comcast SportsNet's collegiate broadcasts. Consor still provides periodic Wizards analysis for CSN as well, and served as Washington's Camp Director in the summer of 2009 for two youth basketball camps.

In his playing days, Consor started for four years for Rick Pitino at Boston University, before playing professionally in Israel. Originally from Flushing Queens, New York, Consor currently resides in Rockville, Maryland with his wife, Mara, and two sons, Kenny (18) and Jonny (15).



PUBLIC RELATIONS STAFF

Scott Hall**Senior Director, Communications**

Scott Hall is in his second season with the Wizards as senior director of communications. His duties in that role include serving as team spokesman and liaison to the local/national media and the NBA while overseeing the overall communications strategy for the organization and the general dissemination of information regarding the team. Hall's department is responsible for producing the team's annual regular season and postseason media guides, writing news releases, compiling game notes, scheduling and facilitating player and staff interview requests and maintaining statistical upkeep and biographical information.



Hall joined the Wizards after spending seven seasons with the New Orleans Hornets. He served the last three years of his tenure with the Hornets as director of basketball communications, where he was responsible for all internal and external communications regarding the team's on-the-court activities. Hall was tasked with overseeing the communications logistics of the team's sudden move to Oklahoma City following Hurricane Katrina in September of 2005 and subsequent return to New Orleans in the summer of 2007, a stretch which included home games played in four different venues and dual press events in both cities for all major announcements. During the 2007-08 season, he assisted the NBA with the preparation for NBA All-Star Weekend in New Orleans. Hall began his stint with the Hornets as public relations assistant in 2001-02 (the team's final season in Charlotte) before spending the next three seasons (2002-03 to 2004-05) as sports public relations manager upon the team's relocation to New Orleans.

Before joining the Hornets organization, Hall spent four seasons in the Continental Basketball Association. He began his career in the CBA as media relations and broadcasting coordinator with the Fort Wayne (Ind.) Fury in 1997. After two seasons with the Fury, Hall was named director of media, public and community relations for the Idaho Stampede. Following the conclusion of the 1999-2000 season, he returned to Fort Wayne as director of media relations and broadcasting. Hall worked as director of media relations for the Austin Lone Stars professional soccer team prior to his time in the CBA.

Originally from West Virginia, Hall earned a bachelor's degree in journalism from the University of Texas in 1997. He currently resides in Alexandria with his wife, Kirsten, and their son, Robert.

Brian Sereno**Director, Public Relations**

As the Wizards Director of Public Relations, Brian Sereno is in his seventh season with Washington Sports and Entertainment. In his current role, Sereno directs the day-to-day PR functions of the team, and provides public relations support for coaches, players, management and media, specifically by coordinating player and staff interviews, producing the annual media guide, writing press releases, and maintaining statistical and biographical information on players, coaches and staff. Sereno also supervises the scorer's table staff and game night crew, manages the team's internship program, and splits duties associated with team travel.



Prior to his work in public relations, Sereno spent two seasons in the organization as the Internet Content Coordinator and Coordinator of Publications and New Media. In these roles, Sereno was primarily responsible for authoring feature content on WashingtonWizards.com as well as content in Wizards GameTime and other publications.

A graduate of Syracuse University with a degree in marketing, and The George Washington University with a Master's degree concentrated in sports management, Sereno originally hails from Holliston, MA and currently resides in Alexandria, VA with his wife, Jessica.



WIZARDS

PUBLIC RELATIONS STAFF

continued

Daren Jenkins

Senior Coordinator, Public Relations

In his fifth season with the Washington Wizards, Daren Jenkins is the team's Senior Public Relations Coordinator. In this role, Jenkins serves as a liaison between the media, players, coaches and front office personnel. His responsibilities also include authoring the team's game notes, as well as shared duties associated with writing press releases, overseeing the intern staff and team travel.

Jenkins spent four seasons as a public relations game night intern with the Wizards beginning in 2001, while attending the University of Maryland. Jenkins earned a degree in Communication from Maryland, where he worked as a student assistant in the Terrapins' sports information department. He served as the primary media contact for the men's and women's tennis, where he wrote and edited the team's media guide, and coordinated interviews between the players, coaches and media. He also assisted with the department's publicity efforts for both football and men's basketball. Jenkins is a native of New York, NY and resides in Northwest DC.



Steve McMenamin

Public Relations Coordinator

Steve McMenamin is in his second season with the Washington Wizards as Public Relations Coordinator. In this role, McMenamin is responsible for all media credentialing procedures, serves as a liaison between the Wizards and local, national and international media, assists with the coordination of player and staff interviews, shares duties associated with writing press releases and production of the team's media guide, as well as overseeing the intern staff.

McMenamin, a graduate from the University of South Carolina, spent the 2007-08 season with the Wizards as a public relations intern completing his degree in Sport and Entertainment Management. While attending USC, he worked as a student assistant in the Gamecocks' basketball department. Steve is a native of West Chester, PA and currently resides in Arlington, VA.



GAME NIGHT STAFF



Brook Adams
STC Assistant



Scott Benson
Wizards Radio Stats



Barton Bland
Scorer's Table



Evan Chvotkin
Scorer's Table



Tony Harrison
STC Assistant



Keyan Mohtashemi
Stats



Dolph Sand
Game Night Host



Jonathan Akman
Scorer's Table



Jeff Schultz
Scorer's Table



Marcy Shapiro
Scorer's Table



Tim Walters
Scorer's Table

Not Pictured

- Marty Aronoff**.....Scorer's Table
- Chuck Gardner**.....Scorer's Table
- Tim Heidenberg**.....Team Attendant Wizards Locker Room
- Paul Evans**.....Stats
- Lorie Green**.....Stats
- Brian Taylor**.....Stats



Serving Up a Season of Hope



Wizards Care and the Capital Area Food Bank have partnered in an effort to address the issue of hunger in the Washington DC Metro Area by providing **one million meals** for those in need.

Annual fundraising events include: the Wizards Care Telethon, the Ballers Bowl, and Wizards Jeans Day promotions. Silent auctions at Wizards games and online auctions through **WizardsCare.com** will also be conducted to raise money throughout the season.

Since their tenure as owners of the Wizards franchise began in 1964, Irene and Abe Pollin have demonstrated a commitment to social responsibility. Wizards Care is inspired by their 45-year legacy of giving.

The Capital Area Food Bank (CAFB) is the largest public, nonprofit food and nutrition education resource in the area. Last year, the CAFB distributed 20 million pounds of food, including 6 million pounds of fresh produce, to over 700 partner agencies.

For more information on Wizards Care fundraising events, visit WizardsCare.com. Make a donation today!



INSPIRED BY
IRENE & ABE POLLIN'S
Legacy of Giving





Official Beer



FROM BEECHWOOD TO THE HARDWOOD.

Budweiser is the only lager beer aged over a bed of Beechwood chips for three long weeks. It's slow. It's expensive. But the result is the full flavor upfront and the clean, crisp finish that makes it the Great American Lager.

Budweiser



WIZARDS

RESPONSIBILITY MATTERS

©2009 Anheuser-Busch, Inc., Budweiser® Beer, St. Louis, MO

The NBA and individual NBA member team identifications are the intellectual property of NBA Properties, Inc. and the respective NBA member teams.

©2009 NBA Properties, Inc. All rights reserved.