















FISU Games
[01-07-2009]
 Beograd  SRB

Decathlon













Standings after Event 10 1 July 2009 **Legend** P = Points M = Mark W = Wind m/s

Pos	Athlete Country	Points		100 Metres	Long Jump	Shot Put	High Jump	400 Metres	110 Metres Hurdles	Discus Throw	Pole Vault	Javelin Throw	1500 Metres
1	<u>Mikalai Shubianok</u>  BLR	7960	P	748	862				876				
			M	11.52	7.20	747	813	824	14.78	748	790	803	749
			W	+0.5	-1.3	14.31	2.01	49.79	-0.7	44.06	4.60	64.31	4:29.26
2	<u>Brent Newdick</u>  NZL	7874	P	845	857				876				
			M	11.07	7.18	722	758	832	14.78	745	819	706	714
			W	-2.2	-0.9	13.90	1.95	49.63	+0.3	43.94	4.70	57.91	4:34.74
3	<u>Attila Szabó</u>  HUN	7748	P	838	792				880				
			M	11.10	6.91	768	731	807	14.75	748	731	810	643
			W	-2.2	-0.1	14.65	1.92	50.16	+0.3	44.06	4.40	64.80	4:46.06
4	<u>Moritz Cleve</u>  GER	7643	P	832	802				910				
			M	11.13	6.95	695	705	854	14.51	653	731	697	764
			W	-2.2	+0.4	13.45	1.89	49.16	+0.3	39.44	4.40	57.26	4:27.06
5	<u>Lars Albert</u>  GER	7538	P	793	826				839				
			M	11.31	7.05	822	679	723	15.09	789	880	661	526
			W	-2.2	-1.2	15.53	1.86	52.03	-0.7	46.07	4.90	54.88	5:06.03
6	<u>Jamie Adjetey-Nelson</u>  CAN	7378	P	850	746				843				
			M	11.05	6.71	701	758	824	15.05	732	617	716	591
			W	-2.2	-2.1	13.56	1.95	49.80	+0.3	43.28	4.00	58.57	4:54.56
7	<u>Tiago Marto</u>  POR	7346	P	799	804				873				
			M	11.28	6.96	642	785	740	14.81	669	702	688	644
			W	+0.5	+0.2	12.59	1.98	51.66	-0.7	40.21	4.30	56.65	4:45.79
8	<u>Aleksandr Grishin</u>  RUS	7104	P	736	753				725				
			M	11.58	6.74	726	785	702	16.07	664	790	612	611
			W	-2.2	-1.5	13.96	1.98	52.53	-0.7	39.95	4.60	51.61	4:51.22
	<u>Igor Sarcevic</u>  SRB	DNF	P	789	797				815				
			M	11.33	6.93	718	731	765	15.29				
			W	+0.5	-0.8	13.83	1.92	51.08	-0.7				
	<u>Jangy Addy</u>  LBR	DNS	P										
			M										
			W										
	<u>Bogdan Barcacila</u>  ROU	DNF	P	793	774				768				
			M	11.31	6.83	577	679	829	15.69	593	617	0	NM
			W	+0.5	-1.2	11.52	1.86	49.68	-0.7	36.47	4.00		
	<u>Philipp Britner</u>  RUS	DNF	P	738	854				932				
			M	11.57	7.17	717	925	791	14.33	0			
			W	+0.5	+0.3	13.82	2.13	50.52	+0.3	NM			
	<u>Ahmad Hazar</u>  LIB	DNF	P	740									
			M	11.56									
			W	+0.5									
	<u>Slobodan Matijevic</u>  SRB	DNF	P	748	732				454				
			M	11.52	6.65	674	785	716	18.76	513	645	609	
			W	-2.2	-0.7	13.11	1.98	52.21	+0.3	32.47	4.10	51.40	

FISU Games
[01-07-2009]
 Beograd  SRB

Heptathlon

Standings after Event 7 1 July 2009 **Legend** P = Points M = Mark W = Wind m/s

Pos	Athlete Country	Points		100 Metres Hurdles	High Jump	Shot Put	200 Metres	Long Jump	Javelin Throw	800 Metres
1	<u>Jessica Samuelsson</u>  SWE	6004	P	977			962	804		1009
			M	14.01	928	741	24.20	5.85	583	2:07.03
			W	+0.2	1.76	13.20	+1.1	+0.1	35.60	
2	<u>Jana Korešová</u>  CZE	5956	P	1060			919	934		990
			M	13.43	928	541	24.65	6.27	584	2:08.27
			W	+0.2	1.76	10.18	+1.1	+1.8	35.64	
3	<u>Cristina Bárcena</u>  ESP	5828	P	1024			940	747		857
			M	13.68	891	704	24.43	5.66	665	2:17.54
			W	+0.2	1.73	12.64	+1.1	+0.5	39.88	
4	<u>Ellen Sprunger</u>  SUI	5767	P	959			987	735		917
			M	14.14	818	671	23.93	5.62	680	2:13.29
			W	-1.3	1.67	12.15	+1.1	+0.7	40.68	
5	<u>Olga Zainutdinova</u>  RUS	5737	P	925			872	868		838
			M	14.38	855	793	25.16	6.06	586	2:18.97
			W	-1.3	1.70	13.99	+1.1	-1.2	35.76	
6	<u>Sofía Ifadídou</u>  GRE	5737	P	1000			841	771		834
			M	13.85	747	687	25.50	5.74	857	2:19.23
			W	+0.2	1.61	12.39	+0.8	-0.3	49.85	
7	<u>Megan Wheatley</u>  AUS	5696	P	956			867	789		867
			M	14.16	818	731	25.22	5.80	668	2:16.81
			W	+0.2	1.67	13.06	+1.1	+1.0	40.04	
8	<u>Lauren Foote</u>  AUS	5599	P	870			850	750		773
			M	14.79	1003	662	25.41	5.67	691	2:23.80
			W	-1.3	1.82	12.02	+0.8	-0.3	41.24	
9	<u>Tatyana Vtorushina</u>  RUS	5579	P	966			838	816		750
			M	14.09	891	719	25.54	5.89	599	2:25.54
			W	+0.2	1.73	12.88	+0.8	+0.3	36.45	
10	<u>Nahomi Rivera</u>  PUR	4923	P	781			727	628		689
			M	15.47	747	602	26.82	5.25	749	2:30.30
			W	-1.3	1.61	11.10	+0.8	+0.3	44.24	
	<u>Sarah Cowley</u>  NZL	DNF	P	935			812	603		
			M	14.31	1003	645	25.83	5.16		
			W	-1.3	1.82	11.76	+0.8	-0.8		
	<u>Ana Ugarkovic</u>  SRB	DNF	P	818						
			M	15.18						
			W	-1.3						