

Chartwell

TK TYPE

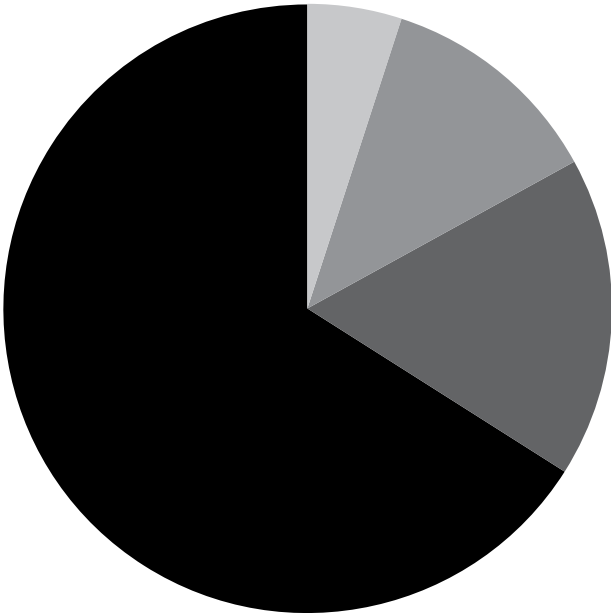
CHARTWELL SPECIMEN

5+12+17+66

3+26+30+41+A



LIGATURES ACTIVATED



Pies

SUPPORTED VALUES

0 to 100


ADDITIONAL PARAMETERS

+ → connects values

a to Z → various sized circles

NOTES

If the total is greater than 100, a new chart will begin. The letters a-Z create various sized circles that center over the chart, and can be used transform the chart into a ring.



CHARTWELL SPECIMEN

$$45 + 89 + 23 + 560 =$$



LIGATURES ACTIVATED



Bars

SUPPORTED VALUES

0 to 1,000


ADDITIONAL PARAMETERS

+ → connects values

= → ◆

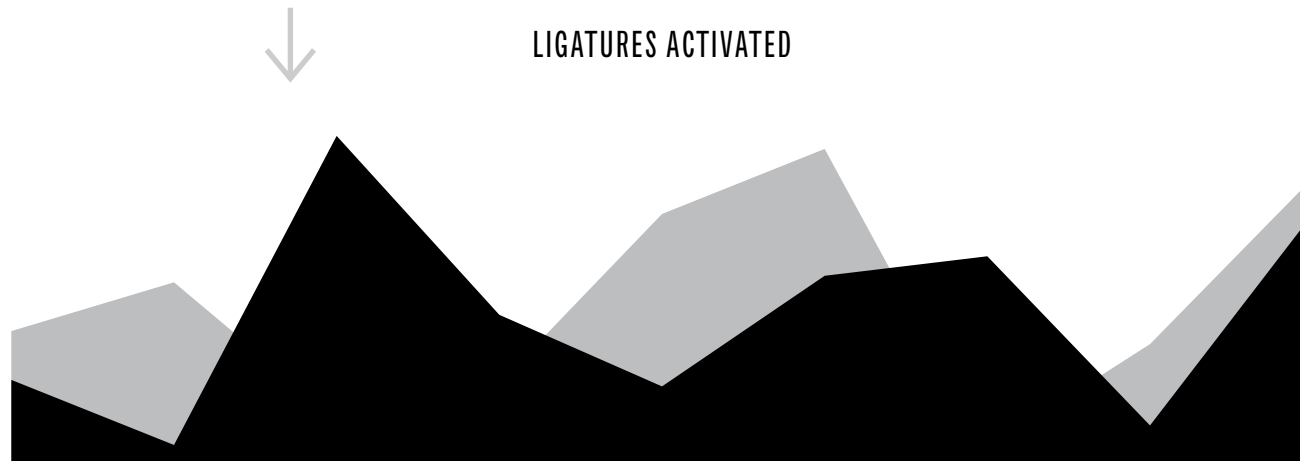
NOTES

There is no limit to the number of stacked values. Values can be stacked to visualize values larger than 1,000.



CHARTWELL SPECIMEN

25+5+100+45+23+57+63+11+76



40+55+13+24+76+96+4+36+87

Lines

SUPPORTED VALUES


0 to 100

ADDITIONAL PARAMETERS

+ → connects values

NOTES

If values greater than 100 are needed, stretch the font vertically. If stretched 200%, all values will appear at twice their value. Be aware, the more a font is stretched, the coarser the increment between values becomes.



Basics

ONE

Turn all ligatures off, and make sure the letterspacing is set to "0".

TRACKING **NOT** SET TO ZERO

12+56+32



TWO

Type values. Use "+" to combine values into one chart.

USE "+" TO COMBINE VALUES INTO ONE CHART

12+56+32



THREE

Adjust colors if desired.

A SPACE OR NON-NUMERIC GLYPH STARTS A NEW CHART

12 56!32



FOUR

Turn standard ligatures on, and enjoy!

ADJUST COLORS BEFORE LIGATURES ARE TURNED ON

12+56+32



Supporting Alphabet

CHARACTER SET

Only basic numerals, alphabet and punctuation, to aid in preparing the information, have been included.

ABCDEFGHIJKLM
NOPQRSTUVWXYZ
abcdefghijklm
nopqrstuvwxyz
0123456789!?!&\$
@#%* .,:;'"'"/\~
^_+()[]{}/|\...

TK TYPE

WWW.TKTYPE.COM

©2011 TRAVIS KOHEL. ALL RIGHTS RESERVED