

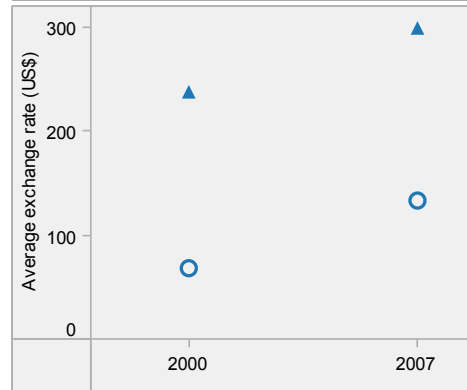
Libyan Arab Jamahiriya: health profile



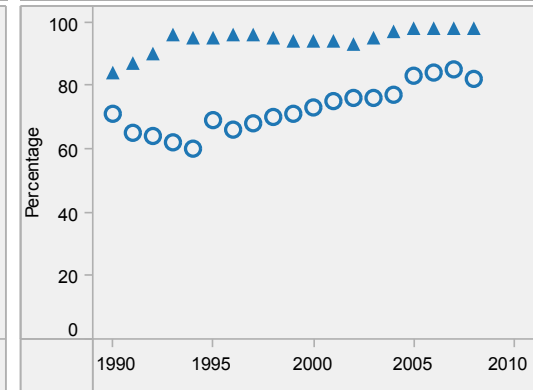
Selected indicators (2008)

| | | Country | Regional average | Global average | |
|---------------------------------|---|------------|------------------|----------------|-----|
| General | Total population (thousands) | 6 294 | ... | ... | |
| | Population living in urban areas (%) | 78 | 49 | 50 | |
| | Gross national income per capita (PPP int. \$) | 16 270 | 4 821 | 10 307 | |
| Mortality and burden of disease | Life expectancy at birth (years) | Male | 71 | 63 | 66 |
| | | Female | 76 | 66 | 70 |
| | | Both sexes | 73 | 65 | 68 |
| | Healthy life expectancy at birth* (years) | Both sexes | 64 | 56 | 59 |
| | Adult mortality rate (per 1000 adults 15-59 years) | Both sexes | 138 | 203 | 180 |
| | Under-5 mortality rate (per 1000 live births) | Both sexes | 17 | 78 | 65 |
| | Prevalence of tuberculosis (per 100 000 population) | | 28 | 150 | 170 |

Per capita total expenditure on health



DTP3 immunization among 1-year-olds



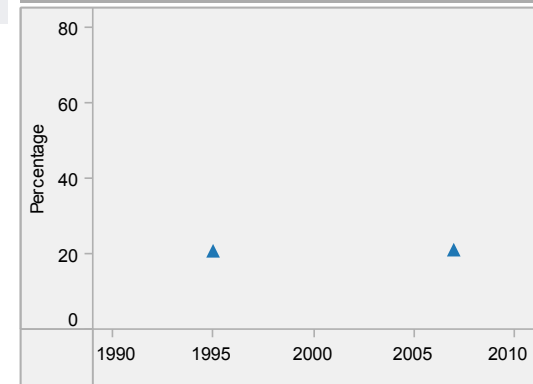
Libyan Arab Jamahiriya is located in the WHO Eastern Mediterranean Region.

▲ Country
○ Regional average

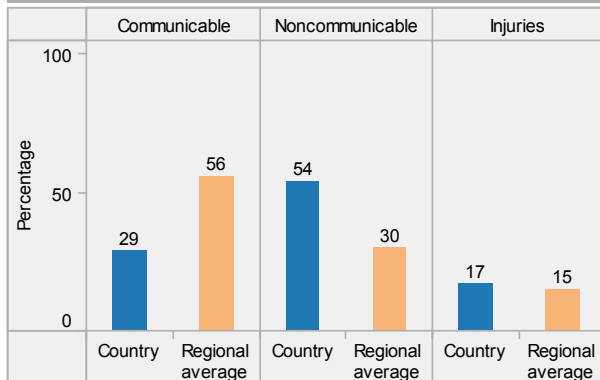
* Data refers to 2007.

Last update: 13 August, 2010.

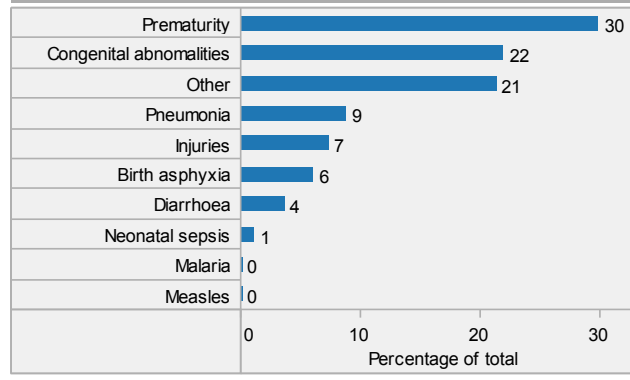
Children aged under-5 stunted



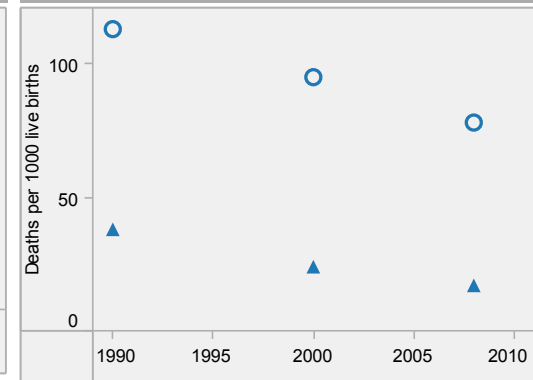
Distribution of years of life lost by causes (2004)



Distribution of causes of deaths in children under-5 (2008)



Under-5 mortality rate



Libyan Arab Jamahiriya: health profile



Libyan Arab Jamahiriya is located in the WHO Eastern Mediterranean Region.

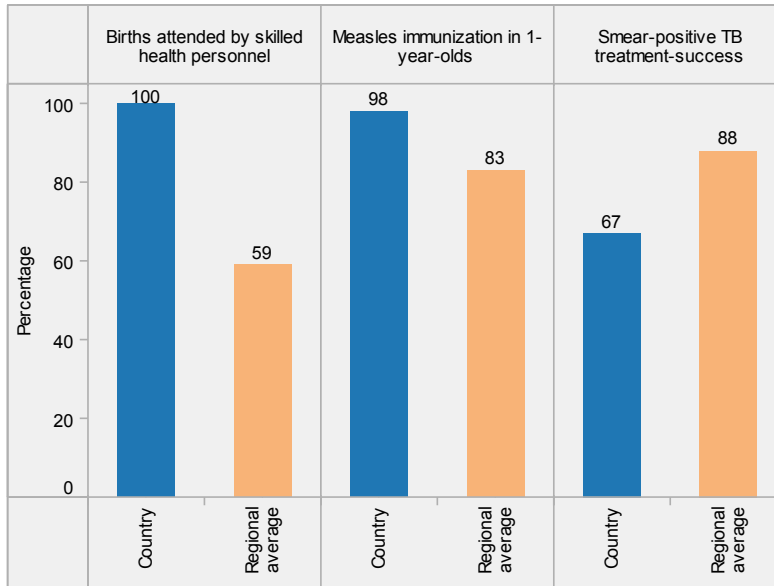
Place of residence
 X Urban
 * Total
 + Rural

* Data refer to latest year available from 2000. For specific years and references, visit the Global Health Observatory at www.who.int/gho.

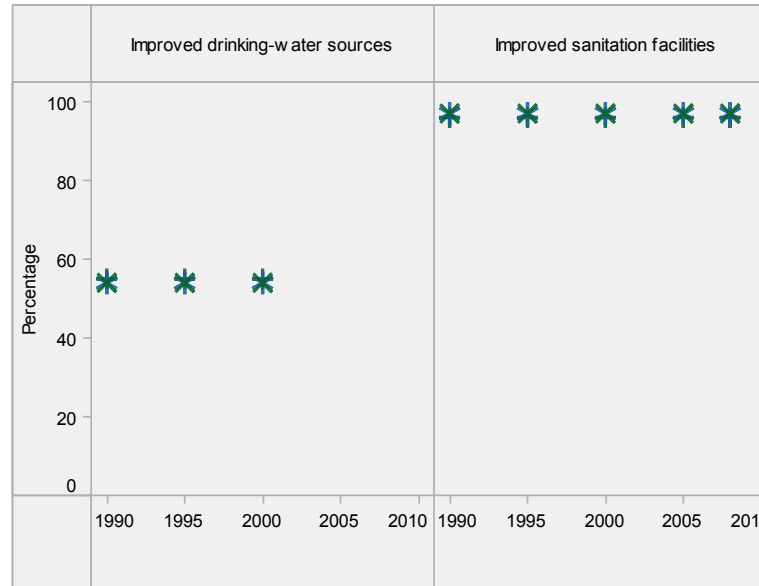
** For data sources and years, see the World Health Statistics 2010.

Last update: 13 August, 2010.

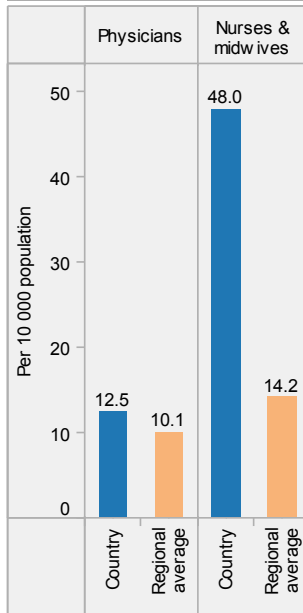
Utilisation of health services*



Population using improved water and sanitation



Health workforce*



Tobacco smoking (adults 15+) (2006)

Obesity (adults 15+)*

Inequities in health service utilization**

Inequities in mortality**