

# SOPHIE velocimetry of *Kepler* transit candidates <sup>★</sup>

## II. KOI-428b: a hot Jupiter transiting a subgiant F-star

A. Santerne<sup>1,3</sup>, R. F. Díaz<sup>2,3</sup>, F. Bouchy<sup>2,3</sup>, M. Deleuil<sup>1</sup>, C. Moutou<sup>1</sup>, G. Hébrard<sup>2,3</sup>, A. Eggenberger<sup>4</sup>, D. Ehrenreich<sup>4</sup>,  
C. Gry<sup>1</sup>, and S. Udry<sup>5</sup>

<sup>1</sup> Laboratoire d'Astrophysique de Marseille, Université d'Aix-Marseille & CNRS, 38 rue Frédéric Joliot-Curie, 13388 Marseille cedex 13, France

<sup>2</sup> Institut d'Astrophysique de Paris, UMR7095 CNRS, Université Pierre & Marie Curie, 98bis boulevard Arago, 75014 Paris, France

<sup>3</sup> Observatoire de Haute Provence, Université d'Aix-Marseille & CNRS, 04670 Saint Michel l'Observatoire, France

<sup>4</sup> Laboratoire d'Astrophysique de Grenoble, Université Joseph Fourier, CNRS (UMR 5571), BP 53, Grenoble cedex 9, France

<sup>5</sup> Observatoire de Genève, Université de Genève, 51 Ch. des Maillettes, 1290 Sauverny, Switzerland

Received 15 September 2010; accepted ?

### ABSTRACT

We report the discovery of a hot Jupiter transiting a subgiant star with an orbital period of 6.87 days thanks to public photometric data from the *Kepler* space mission and new radial velocity observations obtained by the *SOPHIE* spectrograph. The planet KOI-428b with a radius of  $1.17 \pm 0.04 R_{\text{Jup}}$  and a mass of  $2.2 \pm 0.4 M_{\text{Jup}}$ , orbits around a F5IV star with  $R_{\star} = 2.13 \pm 0.06 R_{\odot}$ ,  $M_{\star} = 1.48 \pm 0.06 M_{\odot}$  and  $T_{\text{eff}} = 6510 \pm 100$  K. The star KOI-428 is the largest and the most evolved star discovered so far with a transiting planet.

**Key words.** planetary systems – techniques: photometry – techniques: radial velocities – techniques: spectroscopic, star : individual(KOI-428, KIC10418224, 2MASS 19471528+4731357)

## 1. Introduction

Launched in march 2009, *Kepler* is the second space mission designed to find transiting exoplanets with high accuracy photometry. This mission has already shown its capability to discover new planets during the first 33.5 days of science operations with the announcement of a hot-Neptune-like planet (Borucki et al. 2010a), four hot-Jupiters (Koch et al. 2010; Jenkins et al. 2010a; Dunham et al. 2010; Latham et al. 2010), and a system of two transiting Saturns (Holman et al. 2010). From the 156,000 stars observed, 706 exoplanet candidates were identified and 306 of them were published by Borucki et al. (2010b). All these candidates are detected around faint stars ( $14 \leq m_V \leq 16$ ) not included in the ground-based follow-up conducted by the Kepler team.

To establish the planetary nature of these candidates and to assess the fraction of false positives, a **high-resolution spectroscopic follow-up must be carried out**. This could allow various configurations of eclipsing binaries to be discarded and the properties (mass, density) of actual planets to be established (Bouchy et al. 2009b). We present here the radial velocity follow-up performed with the *SOPHIE* spectrograph, mounted on the 1.93-m telescope at Observatoire de Haute Provence, of the Kepler Object of Interest KOI-428 as part of a first set of *Kepler* targets followed-up with *SOPHIE* (Bouchy et al., in prep). This led to the discovery and the characterization of the new exoplanet KOI-428b.

## 2. *Kepler* observations

The target KOI-428 was observed by *Kepler* during the first 33.5-day segment of the science operations (Q1) from May, 13 to June, 15, 2009 with a temporal sampling of 29.4 min. The various identifications of this target, including coordinates and magnitudes are listed in Table 1. The publicly-available<sup>1</sup> *Kepler* light curve contains 1639 points, thirteen of which are affected by known systematic effects, **such as the loss of fine pointing caused by momentum desaturation or the occurrence of strong argabrightenings**<sup>2</sup>, and were discarded by the *Kepler* pipeline (Jenkins et al. 2010b). **Based on the four transits that occurred during Q1, Borucki et al. (2010b) report that this system consists of a  $\sim 1.93$  solar radius star with a 1.04 Jupiter radius companion in a 6.87-days orbit. Figure 1 presents the corrected light curve from the MAST database showing four periodic transit events with a depth of about 3.9 mmag. One can see from this figure that the first event is slightly deeper than the other three. We therefore studied if other known systematic effects were present during the transits, in particular during the first one. We found that none of the transits were affected by Reaction Wheel Zero Crossings or by a fainter argabrightenings, which were not discarded by the pipeline. Also, no difference was observed in the out-of-transit flux of the first transit as compared to the other three, which would have indicated that the difference in depth of the first transit**

<sup>1</sup> [http://archive.stsci.edu/kepler/data\\_search/search.php](http://archive.stsci.edu/kepler/data_search/search.php)

<sup>2</sup> Name given to cadences for which all the focal plane is illuminated by a presently unexplained effect. For more informations, see [http://archive.stsci.edu/kepler/release\\_notes/release\\_notes5/Data\\_Release\\_05\\_2010060414.pdf](http://archive.stsci.edu/kepler/release_notes/release_notes5/Data_Release_05_2010060414.pdf), Section 6.1

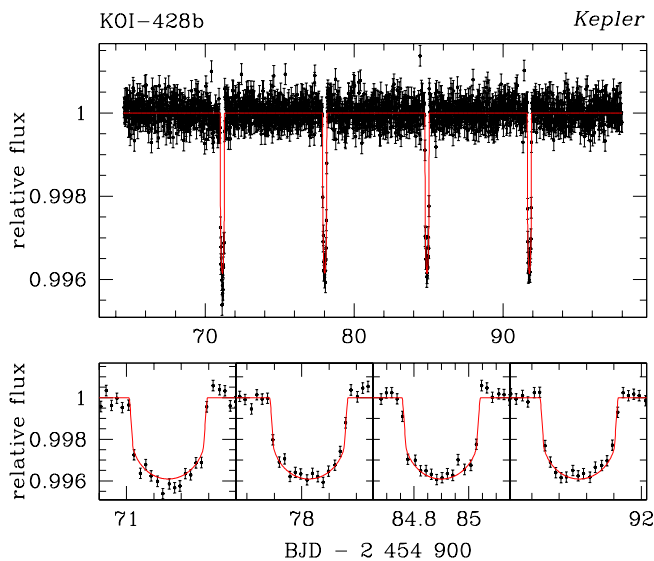
Send offprint requests to: A. Santerne  
e-mail: alexandre.santerne@oamp.fr

<sup>\*</sup> Based on observations made with the 1.93-m telescope at Observatoire de Haute-Provence (CNRS), France

**Table 1.** KOI428 IDs, coordinates and magnitudes

Kepler Input Catalog (KIC)	10418224
Kepler Object of Interest (KOI)	428.01
2MASS ID	19471528+4731357
Right Ascension (J2000)	19:47:15.29
Declinaison (J2000)	+47:31:35.8
Kepler magnitude <sup>(a)</sup>	14.58 ± 0.02
$B^{(b)}$	14.9
$R^{(b)}$	14.3
$J^{(c)}$	13.536 ± 0.021
$H^{(c)}$	13.294 ± 0.022
$K^{(c)}$	13.27 ± 0.30
$E(B - V)^{(a)}$	0.139 ± 0.1

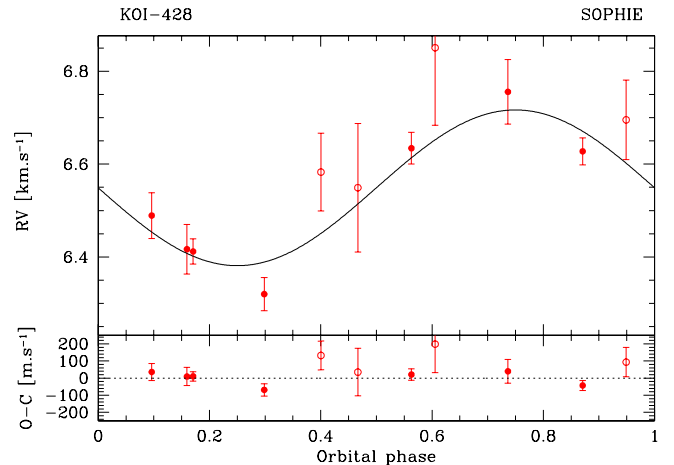
<sup>(a)</sup> from the Kepler Input Catalog. <sup>(b)</sup> from USNO-A2 catalog. <sup>(c)</sup> from 2MASS catalog.

**Fig. 1.** Light curve available on MAST database showing the four transits detected on KOI-428. The red curve shows the best fit of the transit.

was caused by the detrending performed by the pipeline. On the other hand, it is known that during Q0 and Q1 a couple of variable stars –an eclipsing binary and an intrinsic variable– were chosen as guide stars, and that this affected the spacecraft guiding. As a consequence, the time-series of the column position of KOI428 presents positive sharp transit-like features lasting about 10-15 cadences. One of these ”bumps” coincides with the first transit and might explain the amplitude difference observed. Since the inclusion of this transit in our fitting procedure does not change our results significantly, we decided to use the whole *Kepler* light curve as is provided in the MAST database.

### 3. SOPHIE observations

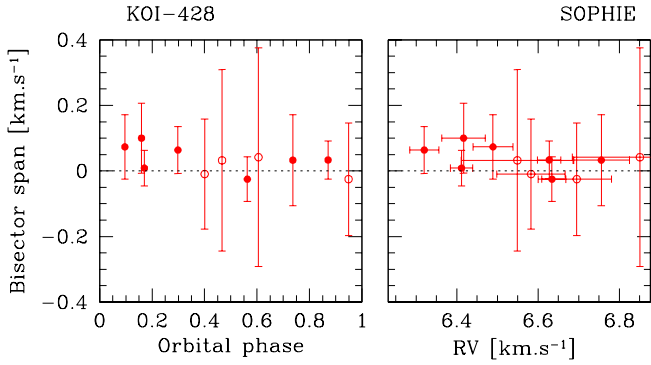
We performed the **high-resolution spectroscopy** follow-up of KOI-428 as part of a first set of *Kepler* candidates (Bouchy et al. in prep.) with the *SOPHIE* spectrograph (Perruchot et al. 2008; Bouchy et al. 2009a) installed on the 1.93m telescope at the Observatoire de Haute-Provence, France. *SOPHIE* is a cross-dispersed high-resolution fiber-fed echelle spectrograph, stabilized in pressure and temperature and calibrated with a Thorium-

**Fig. 2.** Phase-folded radial velocity curve with our best-fit (top panel) and residuals (bottom panel). Open circles represent the four observations strongly affected by the scattered Moon light.

Argon lamp, mainly dedicated to measure precise radial velocity (RV) on solar-type stars for exoplanets and asteroseismology studies.

Observations were made with the high efficiency mode, with a spectral resolution of 39,000 at 550 nm, and the slow read-out CCD mode. Our observations made use of both of the *SOPHIE* fibers : fiber A was centered on the target, while fiber B acquired the sky background ~ 2 arcmin from the target. The typical intrinsic stability of *SOPHIE* (3 m s<sup>-1</sup>h<sup>-1</sup>) does not require to use the simultaneous calibration and the sky fiber is critical to remove the scattered Moon light. Eleven spectra of KOI-428 were obtained from July, 15 to September, 13, 2010 with an exposure time of 1 hour. *SOPHIE* spectra were reduced with the on-line pipeline. Radial velocities were obtained by computing the weighted cross-correlation function (CCF) of the spectra using a numerical spectral mask corresponding to a G2V star (Baranne et al. 1996; Pepe et al. 2002). Four spectra were strongly affected by the Moon background light and were corrected with the same procedure as for previous planets (Barge et al. 2008; Hébrard et al. 2008), and as described for *HARPS* (Bonomo et al. 2010). This effect cannot be removed completely on such a faint star, hence we conservatively doubled the uncertainties of the four corresponding measurements to account for possibly remaining systematics **and to get a reduced  $\chi^2$  close to one**. Radial velocities are listed in Table 3 and plotted in Fig. 2. They show a clear variation in phase with the *Kepler* ephemeris listed in Table 2 and compatible with the reflex motion of the parent star due to a planetary companion. **Since no significant eccentricity is seen in the data ( $e = 0.05 \pm 0.21$ ) we decide to fit a Keplerian circular orbit using the updated ephemeris listed in Table 2.** The best-fit has a semi-amplitude  $K = 179 \pm 27 \text{ m s}^{-1}$  and a  $\sigma_{O-C} = 65 \text{ m s}^{-1}$  which is comparable to the mean radial velocity uncertainty.

To assess the possibility that the RV variations are due to a blended binary, we checked both the variations of the bisector span of the CCF as well as the dependences of the RV variations with different cross-correlation masks (Bouchy et al. 2009b). The CCFs were computed with a F0V, G2V and K5V masks for all the spectra and no significant differences were found in the amplitude of the RV variations ( $K_{F0V} = 177 \pm 44 \text{ m s}^{-1}$ ,  $K_{G2V} = 179 \pm 27 \text{ m s}^{-1}$ ,  $K_{K5V} = 194 \pm 32 \text{ m s}^{-1}$ ). The bisector span, listed in Table 3 and plotted in Fig. 3 does not reveal any



**Fig. 3.** Bisector variations as function of the orbital phase (left panel) and as function of radial velocity (right panel). Open circles display the four observations affected by the background Moon light. Bisector error bars are taken as twice the radial velocity uncertainties. No significant slope is visible **between radial velocity and bisector**, discarding a blend scenario.

significant variations at a level more than two times smaller than the RV changes. **Moreover, neither radial velocities, nor their residuals present any significant correlation with the bisector (Spearman’s rank-order correlation coefficient between RV and bisector is  $-0.17 \pm 0.31$ ).** These tests allow us to secure the planetary nature of KOI-428b.

#### 4. Spectral classification

We performed the spectroscopic analysis of the parent star KOI-428 using *SOPHIE* spectra. Individual spectra have a low signal-to-noise, which does not allow a proper spectral analysis. Therefore, we co-added order per order the first 5 spectra not affected by the Moon light once set to the barycentric rest frame. We finally get a co-added spectrum with a S/N  $\approx 82$  per element of resolution on the continuum at 5550 Å with a spectral resolution of 39,000. We derived the star’s photospheric parameters using the semi-automatic software package VWA (Bruntt et al. 2002, 2008) as described in Bruntt et al. (2010). We derived  $v \sin i = 9.0 \pm 2 \text{ km s}^{-1}$ ,  $v_{\text{micro}} = 1.0 \pm 1 \text{ km s}^{-1}$ ,  $T_{\text{eff}} = 6510 \pm 100 \text{ K}$  and  $[\text{Fe}/\text{H}] = 0.1^{+0.15}_{-0.1}$ . **We estimated the surface gravity by fitting synthetic spectra to the wings of the Mg I b and Na I D lines adopting the abundances derived from weak lines.** We found  $\log g = 4.1 \pm 0.2$ , a value that the quite low S/N combined to the moderate spectral resolution did not allow us to accurately estimate. The derived stellar parameters are reported in Table 2. Our stellar parameters are significantly different from those given by Borucki et al. (2010b) ( $T_{\text{eff}} = 6127 \text{ K}$  and  $\log g = 4.55$ ). However these authors note that “spectroscopic observations have not been made for the released stars, so it is important to recognize that some of the characteristics listed for the stars are uncertain, especially surface gravity.” Using eq. 3 in Casagrande et al. (2010) with the J and K magnitudes from the 2MASS archive (listed in Table 1) and a reddening  $E(J-K) = 0.074$  (computed from Cardelli et al. 1989) we have computed a photometric temperature  $T_{\text{eff}} = 6604 \pm 132 \text{ K}$ , which is in good agreement with the spectroscopic value.

#### 5. System parameters

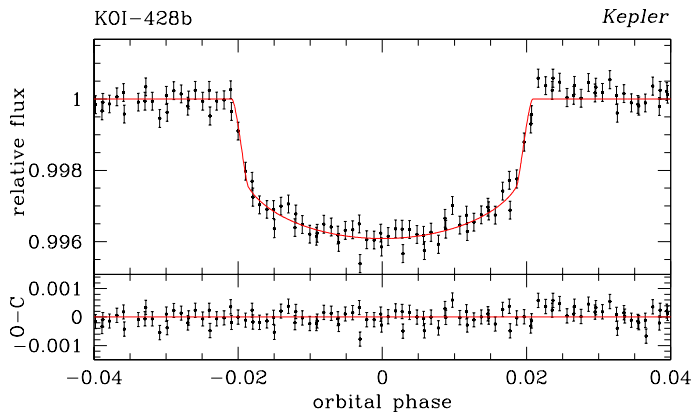
The *Kepler* light curve was modeled using the analytical expressions from Mandel & Agol (2002) with a linear limb-darkening law. We adjusted the radius ratio  $k = R_p/R_*$ , the impact parameter  $b$ , the system scale  $a/R_*$ , and the ephemerides parameters  $P$  and  $T_{\text{tr}}$ . The eccentricity of the orbit was set to zero in the light-curve analysis, since there is no compelling evidence from the radial velocity measurements that the orbit is eccentric. **The coefficient of the limb darkening law was not adjusted, but was allowed to vary within the limits defined by the spectral analysis of Sect. 4 (see below).** On the other hand, the coarse sampling of the *Kepler* Long Cadence light curves has been shown to produce an overestimation of the impact parameter (Kipping & Bakos 2010) and hence a smaller measured stellar density. To avoid this, we follow the solution proposed by Kipping (2010), i.e. we generate an over sampled model light curve which we bin to match the sampling rate of the *Kepler* data before comparing it to the actual measurements. For the present analysis our model light curve was five times as densely sampled as the *Kepler* data.

The best-fit parameters were found by  $\chi^2$ -minimization using the downhill simplex algorithm (Nelder & Mead 1965), as implemented in the SciPy library<sup>3</sup>. The fit was repeated starting from 1500 randomly-generated starting points, drawn from uniform distributions that allowed a wide range of values for each parameter. Additionally, the value of the limb-darkening coefficient was drawn at each iteration from a normal distribution centered on the value obtained by linear interpolation of the table by Sing (2010) using the stellar parameters computed with VWA (see Sect. 4), and standard deviation equal to half the difference between the maximum and minimum values allowed by the  $1\text{-}\sigma$  intervals of the stellar parameters. In this way, we try to take into account the systematic effects introduced by fixing this value during the fit. The best-fit model is shown in Fig.1 and 4, and the parameters are listed in Table 2. **We also repeated the fit leaving out the first transit, which is slightly deeper than the other three (see Sect. 2). We found that  $k$  is within the  $1.2\text{-}\sigma$ , and the other parameters are all within  $1\text{-}\sigma$  of the values determined using the entire dataset.**

To estimate the uncertainties in the obtained parameters, we constructed synthetic data sets scrambling the residuals of the best-fit model and adding them back into the model light curve. We repeated the processes 2000 times, refitting the data for each realization, and recording the obtained parameters. **Here again, the starting points were randomly varied and the limb-darkening coefficient was drawn from the same distribution.** If we assume that the set of transit parameters obtained this way is a good approximation of the true distribution of the best-fit parameters obtained with the downhill simplex algorithm, then we can use it to estimate the confidence intervals of these best-fit parameters. The error bars reported in Table 2 correspond to the 68% confidence interval, defined so that the cumulative probability is 16% above and below the upper and lower confidence limit, respectively.

Finally, the stellar density obtained from the transit fit was used to calculate the value of the surface gravity (see below), which provided a new value for  $u$  from which we computed a new value for the stellar density by repeating the whole fitting process. This procedure was iterated until

<sup>3</sup> See the SciPy Web site at <http://www.scipy.org>



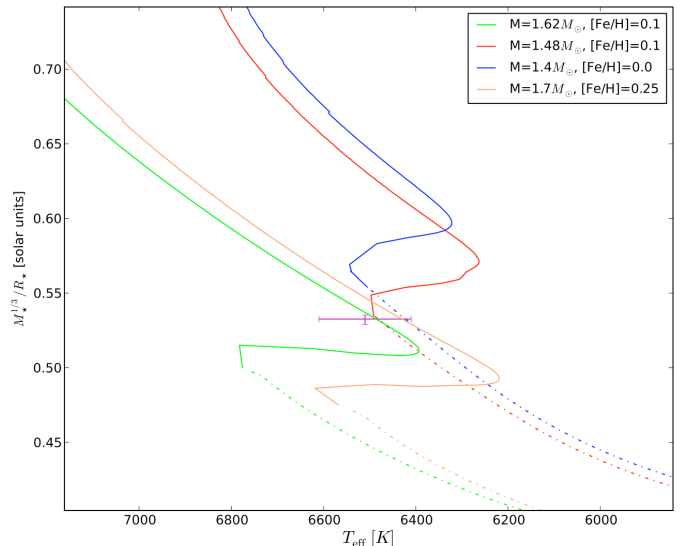
**Fig. 4.** Unbinned phase-folded light curve and residuals of the four transits of KOI-428 showing the best fit model of the transit.

convergence was reached, for  $u = 0.548^{+0.015}_{-0.010}$  and the values reported in Table 2.

We used the photospheric parameters from the spectral analysis and the stellar density from the transit modeling to determine the star's fundamental parameters in the  $(T_{\text{eff}}, M_{\star}^{1/3}/R_{\star})$  space. The location of the star in the H-R diagram was compared to STAREVOL evolution tracks (Palacios, private com.; Turck-Chièze et al. 2010) minimizing the usual  $\chi^2$  statistics, but taking into account the time,  $\tau$  [Gy], a given model spends in the error box:

$$\chi_{\text{model}}^2 = \frac{1}{\tau} \left( \frac{T_{\text{eff}} - T_{\text{eff,model}}}{\sigma_{T_{\text{eff}}}} \right)^2 + \frac{1}{\tau} \left( \frac{M_{\star}^{1/3}/R_{\star} - M_{\star}^{1/3}/R_{\star,\text{model}}}{\sigma_{M_{\star}^{1/3}/R_{\star}}} \right)^2 + \frac{1}{\tau} \left( \frac{[\text{Fe}/\text{H}] - [\text{Fe}/\text{H}]_{\text{model}}}{\sigma_{[\text{Fe}/\text{H}]}} \right)^2$$

We found two distinct sets of solutions which correspond to different evolutionary states: either the star is in the last main-sequence evolution stage or it is in the very beginning of the post main-sequence phase. The main-sequence solutions correspond to a star with mass of  $M_{\star} = 1.62 \pm 0.10 M_{\odot}$  which is close to the red hook at main-sequence turnoff. A similar situation is reported for another planet host-star, Kepler-4 (Borucki et al. 2010b) whose location in the H-R diagram is also compatible with the two evolutionary phases that could not be distinguished. In the case of KOI-428, the post main sequence solutions are clearly separated from main sequence solutions and correspond to a less-massive older star  $M_{\star} = 1.48 \pm 0.06 M_{\odot}$  (see Figure 5). These solutions appear as the most probable due to the rapid evolution of stars at the end of the main sequence. We therefore adopted the post main-sequence solutions. While the mass for the two evolutionary phases differ by 14%, both sets of solutions give a radius that differs by less than 4% and thus have nearly no impact on the size of the planet. The inferred surface gravity is  $\log g = 3.94 \pm 0.32$ , in agreement with the spectroscopic value at  $1-\sigma$ . Clearly a better estimate of the metallicity with a much higher quality spectrum would allow to clear out this uncertainty on the evolutionary status of the star and further on the mass. The stellar properties corresponds to a



**Fig. 5.** STAREVOL evolutionary tracks models in the  $(T_{\text{eff}}, M_{\star}^{1/3}/R_{\star})$  space for main-sequence stars (solid lines) and post-main sequence stars (dashed-dot lines). The purple point represents the observed position of the star KOI-428 with the associated error bars in this space. The two best models are the green solid line with  $M_{\star} = 1.62 M_{\odot}$  and the adopted one in dashed-dot red line with  $M_{\star} = 1.48 M_{\odot}$  (see text).

spectral type F5IV. With the adopted stellar parameters, we derived for the transiting planet  $M_p = 2.18 \pm 0.4 M_{\text{Jup}}$  and  $R_p = 1.17 \pm 0.04 R_{\text{Jup}}$ .

## 6. Discussion and conclusion

The hot Jupiter KOI-428b is the transiting planet with the largest host star detected so far ( $2.13 \pm 0.06 R_{\odot}$ ). Figure 6 shows the radius of transiting planets as a function of the radius of their host stars. Only 5 transiting planets orbit a star with a radius larger than  $1.8 R_{\odot}$  including Kepler-5 (Koch et al. 2010), Kepler-7 (Latham et al. 2010), TrES-4 (Mandushev et al. 2007) and HAT-P-7 (Pál et al. 2008). Transiting planets around such large stars are difficult to detect from ground-based photometry due to the long transit duration and the small transit depth. We note that only 8 candidates over the 306 published in Borucki et al. (2010b) have an estimated host star radius larger than  $1.8 R_{\odot}$ , including KOI-428.

From our determination of the stellar radius and the projected rotational speed of the star  $v \sin i$ , we note that the minimum star rotational period is  $P_{\text{rot,min}} = 11.9 \pm 2.7$  days, which is compatible with a synchronization at twice the planet orbital period. This is also the case of other transiting exoplanets (e.g. XO-4b (McCullough et al. 2008), HAT-P-6b (Noyes et al. 2008), HAT-P-8b (Latham et al. 2009)) with host-star hotter than 6000K (Lanza 2010). Additional transit measurements from Kepler will permit to determine the true stellar rotational period (as for CoRoT-4b (Aigrain et al. 2008; Moutou et al. 2008)) and permit to understand the star-planet interaction and evolution.

Planetary mass error bars are dominated by radial velocity uncertainties and stellar characterization uncertainties. Additional higher S/N spectra which permit a better estima-

**Table 2.** Star and planet parameters.

<i>Ephemeris</i>	
Planet orbital period $P$ [days]	$6.87349 \pm 0.00064$
Transit epoch $T_{tr}$ [BJD]	$2455005.5198 \pm 0.0024$
<i>Results from radial velocity observations</i>	
Orbital eccentricity $e$	0 (fixed)
Semi-amplitude $K$ [ $\text{m s}^{-1}$ ]	$179 \pm 27$
Systemic velocity $V_r$ [ $\text{km s}^{-1}$ ]	$6.565 \pm 0.020$
O-C residuals [ $\text{m s}^{-1}$ ]	65
<i>Fitted transit parameters</i>	
Radius ratio $k = R_p/R_*$	$0.0565 \pm 0.0004$
Scaled semi-major axis $a/R_*$	$8.11 \pm 0.06$
Impact parameter $b$	$0.045^{+0.011}_{-0.037}$
<i>Deduced transit parameters</i>	
$M_*^{1/3}/R_*$ [solar units]	$0.533 \pm 0.004$
Stellar density $\rho_*$ [ $\text{g cm}^{-3}$ ]	$0.213 \pm 0.005$
Inclination $I$ [deg]	$89.7^{+0.3}_{-0.1}$
Transit duration $T_{14}$ [h]	$6.86 \pm 0.06$
<i>Spectroscopic parameters</i>	
Effective temperature $T_{\text{eff}}$ [K]	$6510 \pm 100$
Metallicity [Fe/H] [dex]	$0.10^{+0.15}_{-0.10}$
Stellar rotational velocity $v \sin i$ [ $\text{km s}^{-1}$ ]	$9.0 \pm 2$
Spectral type	F5IV
<i>Stellar and planetary physical parameters from combined analysis</i>	
Star mass $M_*$ [ $M_\odot$ ]	$1.48 \pm 0.06$
Star radius $R_*$ [ $R_\odot$ ]	$2.13 \pm 0.06$
Surface gravity $\log g^a$ [dex]	$3.94 \pm 0.32$
Age of the star $t$ [Gy]	$2.8 \pm 0.3$
Distance of the system [pc]	$2700 \pm 200$
Orbital semi-major axis $a^b$ [AU]	$0.080 \pm 0.003$
Planet mass $M_p$ [ $M_J$ ]	$2.2 \pm 0.4$
Planet radius $R_p$ [ $R_J$ ]	$1.17 \pm 0.04$
Planet density $\rho_p$ [ $\text{g cm}^{-3}$ ]	$1.68^{+0.53}_{-0.43}$
Equilibrium temperature $T_{\text{eq}}^c$ [K]	$1620 \pm 30$

<sup>a</sup> derived from  $M_*$  and  $R_*$ .

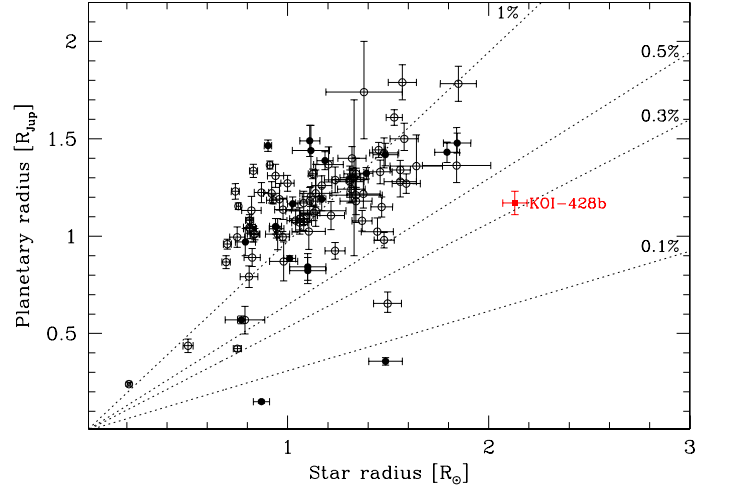
<sup>b</sup> derived from  $a/R_*$  and  $R_*$ .

<sup>c</sup> considering a zero albedo and a perfect atmospheric thermal circulation.

**tion of [Fe/H] and  $T_{\text{eff}}$  will definitely reduce the star mass uncertainties and the discrepancy between evolution solutions.**

This detection demonstrates the efficiency of small telescopes with dedicated instrumentation for the ground-based follow-up of space missions like *Kepler* and *CoRoT* (Baglin et al. 2006). The equivalent of 1 night on a 2-m telescope led to establish the planetary nature of a transiting candidate and to determine its mass. Only the follow-up of a significant amount of *Kepler* candidates will provide the real fraction of true transiting exoplanets.

*Acknowledgements.* We thank the technical team at the Observatoire de Haute-Provence for their support with the *SOPHIE* instrument and the 1.93-m telescope and in particular the essential work of the night assistants. We are grateful to the *Kepler* Team for giving public access to the corrected *Kepler* light curve of Q1 data set and for publishing a list of good planetary candidates to follow-up. Financial support for the *SOPHIE* Consortium from the Programme national de plantologie (PNP) of CNRS/INSU, France and from the Swiss National Science Foundation (FNSRS) are gratefully acknowledged. We also acknowledge support from the French National Research Agency (ANR-08-JCJC-0102-01). A.E.



**Fig. 6.** Radius-radius diagram of all transiting exoplanets discovered so far, overplotted with curves of equal transit depth. Open circles are transiting planets discovered by ground-based photometry, filled circles are those discovered by space-based photometry and the red square is KOI-428.

**Table 3.** *SOPHIE* measurements of KOI-428.

BJD (-2 455 000)	RV [ $\text{km s}^{-1}$ ]	$\pm 1\sigma_{rv}$ [ $\text{km s}^{-1}$ ]	BIS [ $\text{km s}^{-1}$ ]	S/N/pix @550nm
392.5085	6.320	0.036	0.064	15.7
395.5188	6.755	0.069	0.033	10.2
396.4422	6.627	0.029	0.033	20.2
398.5034	6.411	0.027	0.009	21.0
400.5389 <sup>a</sup>	6.549	0.138	0.032	12.0
401.4932 <sup>a</sup>	6.850	0.166	0.042	10.9
425.4872	6.489	0.049	0.073	12.0
431.3489 <sup>a</sup>	6.695	0.086	-0.025	18.3
441.3261 <sup>a</sup>	6.582	0.084	-0.009	15.8
442.4435	6.634	0.034	-0.025	15.5
453.4184	6.417	0.053	0.100	16.1

<sup>a</sup> Measurement affected by scattered Moon light.

is supported by a fellowship for advanced researchers from the Swiss National Science Foundation (grant PA00P2.126150/1). D.E. is supported by the Centre National d'Études Spatiales (CNES). RFD would like to thank J.-M. Désert and A. S. Bonomo for some fruitful discussions. AS would like to thank J.-C. Gazzano for all interesting discussions. The authors also thank the referee for his/her fruitful comments and suggestions.

## References

- Aigrain, S., Cameron, A. C., Ollivier, M., et al. 2008, *A&A*, 488, L43  
 Baglin, A., Auvergne, M., Boissard, L., et al. 2006, 36th COSPAR Scientific Assembly, 36, 3749  
 Baranne, A., Queloz, D., Mayor, M., et al. 1996, *A&AS*, 119, 373  
 Barge, P., Baglin, A., Auvergne, M., et al. 2008, *A&A*, 482, L17  
 Bonomo, A. S., Santerne, A., Alonso, R., et al. 2010, *A&A*, in press, arXiv:1006.2949  
 Borucki, W. J., Koch, D. G., Brown, T. M., et al. 2010, *ApJ*, 713, L126  
 Borucki, W. J., & the Kepler Team 2010, arXiv:1006.2799  
 Bouchy, F., Hébrard, G., Udry, S., et al. 2009a, *A&A*, 505, 853  
 Bouchy, F., Moutou, C., Queloz, D., & the CoRoT Exoplanet Science Team 2009b, *IAU Symposium*, 253, 129  
 Bruntt, H., Catala, C., Garrido, R., et al. 2002, *A&A*, 389, 345  
 Bruntt, H., De Cat, P., & Aerts, C. 2008, *A&A*, 478, 487  
 Bruntt, H., Deleuil, M., Frindlund, M., et al. 2010, arXiv:1005.3208  
 Cardelli, J. A., Clayton, G. C., & Mathis, J. S. 1989, *ApJ*, 345, 245  
 Casagrande, L., Ramírez, I., Meléndez, J., Bessell, M., & Asplund, M. 2010, *A&A*, 512, A54

- Dunham, E. W., Borucki, W. J., Koch, D. G., et al. 2010, *ApJ*, 713, L136
- Gillon, M., Demory, B. O., Barman, T., et al. 2007, *A&A*, 471, L51
- Jenkins, J. M., Borucki, W. J., Koch, D. G., et al. 2010, arXiv:1001.0416
- Jenkins, J. M., Caldwell, D. A.; Chandrasekaran, H., et al. 2010, *ApJ*, 713, L87
- Hébrard, G., Bouchy, F., Pont, F., et al. 2008, *A&A*, 488, 763
- Holman, M. J., Fabrycky, D. C., Ragozzine, D., et al. 2010, science, in press
- Kipping, D. M., & Bakos, G. Á. 2010, arXiv:1004.3538
- Kipping, D. M. 2010, *MNRAS*, 408, 1758
- Koch, D. G., Borucki, W. J., Rowe, J. F., et al. 2010, *ApJ*, 713, L131
- Lanza, A. F. 2010, *A&A*, 512, A77
- Latham, D. W., Bakos, G. Á., Torres, G., et al. 2009, *ApJ*, 704, 1107
- Latham, D. W., Borucki, W. J., Koch, D. G., et al. 2010, *ApJ*, 713, L140
- Nelder, J. A., & Mead, R., *Computer Journal*, Vol. 7 (1965), p. 308-313.
- Mandel, K., & Agol, E. 2002, *ApJ*, 580, L171
- Mandushev, G., O'Donovan, F. T.; Charbonneau, D., et al. 2007, *ApJ*, 667, L195
- Moutou, C., Bruntt, H., Guillot, T., et al. 2008, *A&A*, 488, L47
- McCullough, P. R., Burke, C. J., Valenti, J. A., et al. 2008, arXiv:0805.2921
- Noyes, R. W., Bakos, G. Á.; Torres, G., et al. 2008, *ApJ*, 673, L79
- Pál, A., Bakos, G. Á., Torres, G., et al. 2008, *ApJ*, 680, 1450
- Pepe, F., Mayor, M., Galland, et al. 2002, *A&A*, 388, 632
- Perruchot, S., Kohler, D., Bouchy, F., et al. 2008, *Proc. SPIE*, 7014
- Sing, D. K. 2010, *A&A*, 510, A21
- Turck-Chièze, S., Palacios, A., Marques, J. P., & Nghiem, P. A. P. 2010, *ApJ*, 715, 1539