

RICE UNIVERSITY

Basketball 2010-11

Fact Book



University Information

Location | **Houston, Texas 77251**
Founded | **1891**
Enrollment | **5,556**
Nickname | **Owls**
Mascot | **Sammy the Owl**
Colors | **Blue (pms 281c) and Gray (pms 424c)**
Conference | **Conference USA**
Arena | **Tudor Fieldhouse**
Capacity | **5,208**
President | **David W. Leebron (Harvard, '76)**
Athletics Director | **Rick Greenspan (Maryland, '75)**
Athletics Phone Number | **713.348.6920**
Ticket Office Number | **713.522.OWLS**
Mailing Address | **P.O. Box 1892, MS 548**
Houston, TX 77251-1892
Physical Address | **Tudor Fieldhouse**
6100 Main Street
Houston, TX 77005

Coaching Staff

Head Coach | **Ben Braun**
Alma Mater | **Wisconsin, '75**
Record at Rice | **18-45 (.286) | 2 Seasons**
Career Record | **570-434 (.568) | 33 Seasons**
Associate Head Coach | **Louis Reynaud**
Alma Mater | **San Francisco State, '89**
Assistant Coach | **Mike Roberts**
Alma Mater | **Indiana, '05**
Assistant Coach | **Marco Morcos**
Alma Mater | **Rutgers, '05**

Video Coordinator | **Mark Vick**
Alma Mater | **Central Michigan, '99**
Strength & Conditioning | **Scott McLafferty**
Alma Mater | **Louisiana Tech, '07**
Athletic Trainer | **Dean Miller**
Alma Mater | **Cal State, Sacramento, '76**
Director, Basketball Operations | **Gaelyn Rose**
Alma Mater | **Rice, '10**
Events Coordinator | **Barbara Gill**

Basketball Office Number | **713.348.4075**
Basketball Fax Number | **713.348.5695**

Team Information

2009-10 Record | **8-23**
C-USA Record | **1-15**
Starters Returning/Lost | **4/1**
Lettermen Returning/Lost | **11/4**
Newcomers | **4**

Rice All-Time Record | **1003-1262**

Media Relations

Basketball Contact | **Ron Mears**
Office Number | **713.348.3929**
Cell Number | **832.969.1310**
Email Address | **rmears@rice.edu**
SID Fax Number | **713.348.6019**
Rice Press Row | **713.348.5638**

Rice Internet | **RiceOwls.com**
Facebook | **facebook.com/RiceAthletics**
Twitter | **twitter.com/riceowlsdotcom**
Hoops Twitter | **twitter.com/ricebasketball**
Blogspot | **ricebasketball.blogspot.com**

Rice Fact Book Contents

2010-11 Rice Schedule	2
Opponent Directory	3
Conference USA	5
Media Information	6
Rice Basketball Personnel	8
Student-Athlete Profiles	10
Coaching & Support Staff Profiles	46
2009-10 Rice Season Review	56
2009-10 Rice Results & Statistics	59
2009-10 Game Recaps	70
Records	102
History & Accolades	135
Lettermen	138
Series & Results	144
All-Time Results	157

Rice University is committed to affirmative action and equal opportunity in education and employment. Rice does not discriminate on the basis of race, color, religion, sex, sexual orientation, national or ethnic origin, age, disability or veteran status.

Monday, November 8	#TAMU-INTERNATIONAL	TUDOR FIELDHOUSE	7:00 p.m.
Friday, November 12	ST. THOMAS	TUDOR FIELDHOUSE	8:00 p.m.
Sunday, November 14	GRAMBLING	TUDOR FIELDHOUSE	3:00 p.m.
Thursday, November 18	Santa Clara	Santa Clara, Calif.	7:00 p.m. PT
Sunday, November 21	ST. GREGORY'S	TUDOR FIELDHOUSE	3:00 p.m.
Tuesday, November 23	North Texas	Denton, Texas	7:00 p.m.
Saturday, November 27	Texas (FSN SW – Texas Only)	Austin, Texas	3:00 p.m.
Wednesday, December 1	ARIZONA (CBS College)	TUDOR FIELDHOUSE	7:00 p.m.
Saturday, December 4	LAMAR	TUDOR FIELDHOUSE	2:00 p.m.

2010 Las Vegas Holiday Hoops Classic

Thursday, December 16	UALR	TUDOR FIELDHOUSE	7:00 p.m.
Tuesday, December 21	vs. Stetson	Las Vegas, Nev.	12:00 p.m. PT
Wednesday, December 22	vs. Miami	Las Vegas, Nev.	12:00 p.m. PT
Thursday, December 23	vs. Oral Roberts	Las Vegas, Nev.	2:30 p.m. PT

Wednesday, December 29	LSU (CBS College)	TUDOR FIELDHOUSE	7:00 p.m.
Sunday, January 2	TCU	TUDOR FIELDHOUSE	3:00 p.m.
Wednesday, January 5	✈ TULANE	TUDOR FIELDHOUSE	7:00 p.m.
Saturday, January 8	✈ at Tulsa	Tulsa, Okla.	7:00 p.m.
Wednesday, January 12	✈ SOUTHERN MISS	TUDOR FIELDHOUSE	7:00 p.m.
Saturday, January 15	✈ at UTEP	El Paso, Texas	7:05 p.m. MT
Saturday, January 22	✈ at UCF (BHSN)	Orlando, Fla.	7:00 p.m. ET

Wednesday, January 26	✈ HOUSTON (CSS)	TUDOR FIELDHOUSE	8:00 p.m.
Saturday, January 29	✈ SMU	TUDOR FIELDHOUSE	2:00 p.m.
Wednesday, February 2	✈ at Tulane	New Orleans, La.	7:00 p.m.
Saturday, February 5	✈ UTEP	TUDOR FIELDHOUSE	2:00 p.m.
Saturday, February 12	✈ at UAB (CSS)	Birmingham, Ala.	7:00 p.m.
Wednesday, February 16	✈ at Marshall	Huntington, W. Va.	7:00 p.m. ET
Saturday, February 19	✈ MEMPHIS (CSS)	TUDOR FIELDHOUSE	7:00 p.m.
Wednesday, February 23	✈ at SMU	Dallas, Texas	7:00 p.m.
Saturday, February 26	✈ EAST CAROLINA (CSS)	TUDOR FIELDHOUSE	7:00 p.m.
Wednesday, March 2	✈ TULSA	TUDOR FIELDHOUSE	7:00 p.m.
Saturday, March 5	✈ at Houston	Houston, Texas	5:00 p.m.
Wednesday, March 9 – Saturday, March 12	C-USA Tournament	El Paso, Texas	

Denotes exhibition game.

✈ Denotes Conference USA game.

First-round games of the Las Vegas Holiday Hoops Classic played on campus sites. Remaining games played at South Point Arena in Las Vegas.

Game times are subject to change.

Arizona Wildcats

Location | **Tucson, Ariz.**

Basketball Coach | **Sean Miller**

Home Court | **McKale Center**

Basketball SID | **Richard Paige**

Office Number | **520.621.4163**

Email Address | **rp Paige@email.arizona.edu**

Web Site | **arizonawildcats.com**

East Carolina Pirates

Location | **Greenville, N.C.**

Basketball Coach | **Jeff Lebo**

Home Court |

Williams Arena at Minges Coliseum

Basketball SID | **Jody Jones**

Office Number | **252.737.4524**

Email Address | **jonesjod@ecu.edu**

Web Site | **ecupirates.com**

Grambling Tigers

Location | **Grambling, La.**

Basketball Coach | **Bobby Washington**

Home Court | **Fred C. Hobdy Center**

Basketball SID | **Roderick Mosley**

Office Number | **318.274.6562**

Email Address | **mosleyr@gram.edu**

Web Site | **gsutigers.com**

Houston Cougars

Location | **Houston, Texas**

Basketball Coach | **James Dickey**

Home Court | **Hofheinz Pavilion**

Basketball SID | **Jeff Conrad**

Office Number | **713.743.9410**

Email Address | **jaconrad@central.uh.edu**

Web Site | **uhcougars.com**

Lamar Cardinals

Location | **Beaumont, Texas**

Basketball Coach | **Steve Roccaforte**

Home Court | **Montagne Center**

Basketball SID | **Erik Cox**

Office Number | **409.880.8329**

Email Address | **erik.cox@lamar.edu**

Web Site | **lamarcardinals.com**

LSU Tigers

Location | **Baton Rouge, La.**

Basketball Coach | **Trent Johnson**

Home Court | **Pete Maravich Assembly Center**

Basketball SID | **C. Kent Lowe**

Office Number | **225.578.1864**

Email Address | **clowe@lsu.edu**

Web Site | **LSUsports.net**

Marshall Thundering Herd

Location | **Huntington, W.Va.**

Basketball Coach | **Tom Herrion**

Home Court | **Cam Henderson Center**

Basketball SID | **TBA**

Office Number | **304.696.6525**

Email Address | **matt.turk@herdzone.com**

Web Site | **herdzone.com**

Memphis Tigers

Location | **Memphis, Tenn.**

Basketball Coach | **Josh Pastner**

Home Court | **FedEx Forum**

Basketball SID | **Lamar Chance**

Office Number | **901.678.2349**

Email Address | **lchance1@memphis.edu**

Web Site | **gotigersgo.com**

Miami Hurricane

Location | **Miami, Fla.**

Basketball Coach | **Frank Haith**

Home Court | **BankUnited Center**

Basketball SID | **Margaret Belch**

Office Number | **305.284.3241**

Email Address | **mbelch@miami.edu**

Web Site | **hurricanesports.com**

North Texas Mean Green

Location | **Denton, Texas**

Basketball Coach | **Johnny Jones**

Home Court | **The Super Pit**

Basketball SID | **Stephen Howard**

Office Number | **940.369.8548**

Email Address | **Stephen.Howard@unt.edu**

Web Site | **meangreensports.com**

Oral Roberts Golden Eagles

Location | **Tulsa, Okla.**

Basketball Coach | **Scott Sutton**

Home Court | **Mabee Center**

Basketball SID | **Cris Belvin**

Office Number | **918.495.7181**

Email Address | **cbelvin@oru.com**

Web Site | **orugoldeneagles.com**

St. Gregory's

Location | **Shawnee, Okla.**

Basketball Coach | **John Martin**

Home Court | **W.P. Wood Fieldhouse**

Basketball SID | **Todd Eilert**

Office Number | **405.878.5375**

Email Address | **tceilert@stgregorys.edu**

Web Site | **stgregorys.edu**

St. Thomas Celts

Location | **Houston, Texas**

Basketball Coach | **Todd Smith**

Home Court | **Jerabeck Activity & Athletic Center**

Basketball Office Number | **713.831.7214**

Email Address | **tsmith1@stthom.edu**

Web Site | **stthom.edu**

Santa Clara Broncos

Location | **Santa Clara, Calif.**

Basketball Coach | **Kerry Keating**

Home Court | **Leavey Center**

Basketball SID | **Michelle Schmitt**

Office Number | **408.554.2114**

Email Address | **mschmitt@scu.edu**

Web Site | **santaclarabroncos.com**

SMU Mustangs

Location | **Dallas, Texas**

Basketball Coach | **Matt Doherty**

Home Court | **Moody Coliseum**

Basketball SID | **Herman Hudson**

Office Number | **214.768.1304**

Email Address | **hermanh@smu.edu**

Web Site | **SMUMustangs.com**

Southern Miss Golden Eagles

Location | **Hattiesburg, Miss.**

Basketball Coach | **Larry Eustachy**

Home Court | **Reed Green Coliseum**

Basketball SID | **Tim Andrzejewski**

Office Number | **601.266.4503**

Email Address | **timothy.andrzejewski@usm.edu**

Web Site | **southernmiss.com**

Stetson Hatters

Location | **DeLand, Fla.**

Basketball Coach | **Derek Waugh**

Home Court | **The J. Ollie Edmunds Center**

Basketball SID | **Dean Watson**

Office Number | **386.822.8130**

Email Address | **dwatson@stetson.edu**

Web Site | **gohatters.com**

Texas Longhorns

Location | **Austin, Texas**

Basketball Coach | **Rick Barnes**

Home Court | **Frank Erwin Center**

Basketball SID | **Scott McConnell**

Office Number | **512.471.1345**

Email Address | **Scott.McConnell@**

athletics.utexas.edu

Web Site | **TexasSports.com**

TAMU International Dust Devils

Location | **Laredo, Texas**

Basketball Coach | **Shane Rinner**

Home Court | **Kinesiology Building**

Basketball SID | **TBA**

Office Number | **(956) 326-2892**

Web Site | **godustdevils.com**

TCU Horned Frogs

Location | **Fort Worth, Texas**

Basketball Coach | **Jim Christian**

Home Court | **Daniel-Meyer Coliseum**

Basketball SID | **Andy Anderson**

Office Number | **817.257.1378**

Email Address | **a.anderson2@tcu.edu**

Web Site | **GoFrogs.com**

Tulane Green Wave

Location | **New Orleans, La.**

Basketball Coach | **Ed Conroy**

Home Court | **Fogelman Arena**

Basketball SID | **Brian Miller**

Office Number | **504.314.7219**

Email Address | **bmiller@tulane.edu**

Web Site | **tulanegreenwave.com**

Tulsa Golden Hurricane

Location | **Tulsa, Okla.**

Basketball Coach | **Doug Wojcik**

Home Court | **Donald W. Reynolds Center**

Basketball SID | **Don Tomkalski**

Office Number | **918.631.4688**

Email Address | **donald-tomkalski@utulsa.edu**

Web Site | **TulsaHurricane.com**

UAB

Location | **Birmingham, Ala.**

Basketball Coach | **Mike Davis**

Home Court | **Bartow Arena**

Basketball SID | **Aaron Jordan**

Office Number | **205.934.7920**

Email Address | **jordana@uab.edu**

Web Site | **uabsports.com**

UALR Trojans

Location | **Little Rock, Ark.**

Basketball Coach | **Steve Shields**

Home Court | **Jack Stephens Center**

Basketball SID | **Joe Angolia**

Office Number | **501.569.3449**

Email Address | **jangolia@ualr.edu**

Web Site | **ualrtrojans.com**

UCF Knights

Location | **Orlando, Fla.**

Basketball Coach | **Donnie Jones**

Home Court | **UCF Arena**

Basketball SID | **Doug Richards**

Office Number | **407.823.2142**

Email Address | **drichards@athletics.ucf.edu**

Web Site | **ucfathletics.com**

UTEP Miners

Location | **El Paso, Texas**

Basketball Coach | **Tim Floyd**

Home Court | **Don Haskins Center Center**

Basketball SID | **Jeff Darby**

Office Number | **915.747.6652**

Email Address | **jdarby@utep.edu**

Web Site | **utepathletics.com**

Conference USA

Headquarters | **Irving, Texas**

Founded | **1995**

Main Number | **214.774.1300**

Commissioner | **Britton Banowsky**

Assistant Commissioner for Sport Services |

Chris Woolard

Email Address | **cwoolard@c-usa.org**

Assistant Commissioner for Public Affairs |

Basketball Contact | **Courtney Morrison-Archer**

Email Address | **cmarcher@c-usa.org**

Office Number | **214.774.1352**

Web Site | **conferenceusa.com**

Mailing Address | **5201 N. O'Connor Blvd.**

Suite 300

Irving, TX 75039

Conference USA Press Row Numbers

East Carolina | **252.328.0135**

Houston | **713.743.9414**

Marshall | **304.696.3304**

Memphis | **901.205.2758**

Rice | **713.348.3929**

SMU | **214.768.7742.**

Southern Miss | **601.266.5428**

Tulane | **504.862.8122**

Tulsa | **918.631.5400 / 918.631.5401**

UAB | **205.934.0720**

UCF | **407.823.2477**

UTEP | **915.747.5154**

2010-11 Conference USA Format

Scheduling Format

16 Conference games. Each team will play a single game (home or away) against all of the other 11 teams and five "mirror" games.

2011 Championship

The 2011 Conference USA Championship will be played March 9-12 in El Paso, Texas (Don Haskins Center).

2011 Championship Format

Each team qualifies for the tournament. The top four seeds each earn first-round byes with the winner of the championship gaining the league's automatic bid to the NCAA Championship.



This publication is produced to assist the media in its coverage of Rice Owls Basketball. In addition to the Media Fact Book, which serves as a reference tool for the 2010-11 season as well as the history of the program, material including electronic images and press clippings are also available upon request.

Ron Mears serves as the day-to-day contact for the Rice basketball program and can be reached by phone at (713) 348-3929 (office) or (832) 969-1310 (mobile). Additionally, Mears' email address is rmears@rice.edu.

Rice Sports Information

The Rice University sports information office is located steps off Autry Court in Tudor Fieldhouse. The mailing address is P.O. Box 1892, MS 548, Houston, Texas 77251-1892. The street address is Tudor Fieldhouse, 6100 Main Street, Houston, Texas 77005.

Credential Requests

All requests for single-game, working credentials should be made to the sports information office at least one week in advance of the game to be covered. All requests should come from media

entities' sports editors or directors.

Credential requests can be emailed directly to basketball contact Ron Mears at rmears@rice.edu or can be faxed on company letterhead to Mears' attention at (713) 348-6019.

Rice University follows the guidelines set forth by the NCAA and Conference USA in issuing credentials.

Credentials will be issued based on the following priority schedule:

1. Media agencies which cover Rice and/or its opponent on a regular basis;
2. Media agencies which cover Conference USA regularly;
3. National media agencies;
4. Other daily newspapers with Sunday publication and a minimum circulation of 100,000;
5. Other daily newspapers with Sunday publication and a minimum circulation of 50,000;
6. Television stations with a full-time sports director;
7. Radio stations with a full-time sports director conducting daily talk shows;

8. Student publications or departments representing the competing schools only. Student publications of non-competing schools will not be accredited. *When available, a maximum of two press row seats and two photo passes are available for visiting student publications;*
9. Other credential requests considered on the basis of circulation, publication dates and space.

Spouses, dates, minors and non-working media will not be permitted in the press areas. Credentials will be available at the media will call located at the ticket windows adjacent to the lobby entrance to Tudor Fieldhouse. No credentials will be mailed.

Photo credentials will be granted on the same priority schedule as general media credentials.

NBA Scouts

Credentials for NBA scouts should be requested by NBA teams' player personnel/college scouting departments. Credentials should be requested at least one week in advance and will be available at media will call.

Every effort will be made to provide scout seating in the media sections of Tudor Fieldhouse. For certain events, scout seating will be in marked seating of the fieldhouse.

Photographers

Photo credentials will be granted on the same game-day priority schedule as general media credentials.

Photo spots in Tudor Fieldhouse are not reserved.

Media Parking

The Rice University sports information office does not issue parking passes for events. Parking on event nights at Rice is free and available in the commuter lots located just northwest of Tudor Fieldhouse.

West Lot 4, located between Tudor Fieldhouse and Rice Stadium, is available for event parking on game nights.

Tickets

To order game tickets, contact the Rice athletic ticket office at (713) 522-OWLS (6957). Tickets may also be purchased online by visiting the school's athletic web site, RiceOwls.com. Most major credit cards are accepted for advance orders.

Visiting Radio

ISDN and analog lines are dedicated for visiting university's official radio network. Visiting crews will be located at the scorer's table adjacent to the visiting team bench.

ISDN numbers as well as the dedicated analog number for visiting radio are listed below:

ISDN SPID No. 1 – 713.533.9760.0101

ISDN SPID No. 2 – 713.533.9763.0101

Analog – 713.348.2865

Internet Access

Media can access the university's wireless network in Tudor Fieldhouse. The network for university guests is **Rice Visitor**.

Agreement to follow the **Rice University Appropriate Use of Computer Resources** policy is required before access to the Internet through the Rice visitor network is granted. No additional password is needed to gain internet access.

Game Services

Media covering Rice basketball will be provided with pregame packages including flip cards, game notes and statistics. Halftime and final box scores along with play-by-play recaps will also be available as soon as possible during intermission and postgame.

Postgame Interviews

The Rice sports information office will assist writers and broadcasters wishing to interview players and coaches after each game. Following a cooling-off period, Rice coach Ben Braun and Rice student-athletes will be brought to the Trauber Suites for post-game interviews (located behind the upper-level end zone seating).

The Rice locker room and training room are not open to the media.

Every effort will be made to coordinate with visiting sports information officials an interview opportunity for the visiting coach/student-athletes.

Season Interview Policy

During the season, interviews with Rice student-athletes, head coach Ben Braun and his staff should be made through Ron Mears in the Rice sports information office.

In addition to being accessible on the Rice campus, Braun will also take part in Conference USA teleconferences throughout the season. Contact Mears about dates and times.

2010-11 Rice Numerical Roster

No	Name	Pos	Ht	Wt	Cl-Exp	Hometown/Previous School
0	Trevan Abraham	G	5-9	173	Fr-HS	Sacramento, Calif./Sacramento Charter High School
1	Nate Schwarze	G	5-11	175	Jr.-2L	Chelsea, Mich./Chelsea HS
3	Tamir Jackson	G	6-2	188	So.-1L	Paterson, N.J./St. Benedict's Preparatory School
4	Connor Frizzelle	G	6-1	187	Jr.-2L	Red Oak, Texas/DeSoto HS
5	Emerson Herndon	F	6-9	228	Jr.-2L	Houston, Texas/Worthing HS
11	Suleiman Braimoh	F	6-8	228	Sr.-3L	Manhattan, N.Y./The Lawrenceville School
12	Bryan Beasley	G	6-0	193	Sr.-3L	Pflugerville, Texas/Pflugerville HS
13	Stuart Pirri	F	6-7	185	So.-1L	Metairie, La./Christian Life Academy/SEMO
14	Arsalan Kazemi	F	6-7	216	So.-1L	Esfahan, Iran/The Patterson School
15	Trey Stanton	C	6-10	236	Sr.-2L	Friendswood, Texas/Friendswood HS/Navy
20	Lucas Kuipers	F	6-8	217	Jr.-2L	Rochester, Minn./Mayo HS
30	David Chadwick	F	6-8	211	Fr.-HS	Charlotte, N.C./Latin School/Hargrave Military
32	Cory Pflieger	G	6-3	192	Sr.-3L	Dickson, Tenn./Dickson County High School
34	Omar Oraby	C	7-2	263	Fr.-HS	Cairo, Egypt/Modern English School
44	J.R. Reynolds	F	6-5	183	Fr.-HS	Chicago, Ill./Whitney Young Magnet High School

2010-11 Rice Alphabetical Roster

No	Name	Pos	Ht	Wt	Cl-Exp	Hometown/Previous School
0	Trevan Abraham	G	5-9	173	Fr-HS	Sacramento, Calif./Sacramento Charter High School
12	Bryan Beasley	G	6-0	193	Sr.-3L	Pflugerville, Texas/Pflugerville HS
11	Suleiman Braimoh	F	6-8	228	Sr.-3L	Manhattan, N.Y./The Lawrenceville School
30	David Chadwick	F	6-8	211	Fr.-HS	Charlotte, N.C./Latin School/Hargrave Military
4	Connor Frizzelle	G	6-1	187	Jr.-2L	Red Oak, Texas/DeSoto HS
5	Emerson Herndon	F	6-9	228	Jr.-2L	Houston, Texas/Worthing HS
3	Tamir Jackson	G	6-2	188	So.-1L	Paterson, N.J./St. Benedict's Preparatory School
14	Arsalan Kazemi	F	6-7	216	So.-1L	Esfahan, Iran/The Patterson School
20	Lucas Kuipers	F	6-8	217	Jr.-2L	Rochester, Minn./Mayo HS
34	Omar Oraby	C	7-2	263	Fr.-HS	Cairo, Egypt/Modern English School
32	Cory Pflieger	G	6-3	192	Sr.-3L	Dickson, Tenn./Dickson County High School
13	Stuart Pirri	F	6-7	185	So.-1L	Metairie, La./Christian Life Academy/SEMO
44	J.R. Reynolds	F	6-5	183	Fr.-HS	Chicago, Ill./Whitney Young Magnet High School
1	Nate Schwarze	G	5-11	175	Jr.-2L	Chelsea, Mich./Chelsea HS
15	Trey Stanton	C	6-10	236	Sr.-2L	Friendswood, Texas/Friendswood HS/Navy

Head Coach | **Ben Braun (Wisconsin, 1975)**

Associate Head Coach | **Louis Reynaud (San Francisco State, 1982)**

Assistant Coach | **Mike Roberts (Indiana, 2005)**

Assistant Coach | **Marco Morcos (Rutgers, 2005)**

Basketball Strength & Conditioning | **Scott McLafferty (Louisiana Tech, 2007)**

Basketball Trainer | **Dean Miller (California State-Sacramento, 1976)**

Director of Basketball Operations | **Gaelyn Rose (Rice, 2010)**

Basketball Video Coordinator | **Mark Vick (Central Michigan, 1999)**

Personnel Breakdown

By Class

Freshmen (4) | **Trevan Abraham, David Chadwick, Omar Oraby & J.R. Reynolds**

Sophomores (3) | **Tamir Jackson, Arsalan Kazemi & Stuart Pirri**

Juniors (4) | **Connor Frizzelle, Emerson Herndon, Lucas Kuipers & Nate Schwarze**

Seniors (4) | **Bryan Beasley, Suleiman Braimoh, Cory Pflieger, Trey Stanton**

By College

Baker | **Trevan Abraham & J.R. Reynolds**

Brown | **David Chadwick, Connor Frizzelle & Omar Oraby**

Hanszen | **Bryan Beasley, Emerson Herndon, Lucas Kuipers**

Jones | **Trey Stanton**

Lovett | **Cory Pflieger & Stuart Pirri**

McMurtry | **Tamir Jackson & Arsalan Kazemi.**

Sid Richardson | **Nate Schwarze**

Wiess | **Suleiman Braimoh**

Pronunciations

0 Trevan Abraham | **Trev-uhn**

1 Nate Schwarze | **Schwarz**

3 Tamir Jackson | **Tah-MER**

4 Connor Frizzelle | **Friz-zelle**

5 Emerson Herndon

11 Souleiman Braimoh | **Soo-LE-mahn • BRI-MO**

12 Bryan Beasley

13 Stuart Pirri | **Pear-E**

14 Arsalan Kazemi | **Are-suh-lan Kah-Zeh-ME**

15 Trey Stanton


20 Lucas Kuipers | **KI-pers**

30 David Chadwick

32 Cory Pflieger | **FLAY-ger**

34 Omar Oraby | **O-rah-BE**

44 J.R. Reynolds



6-0 | 193 | Sr.-3L | Pflugerville, Texas
12 Pflugerville HS | Texas A&M
Bryan Beasley

Career Highs

13 Points: D 4, 2008 v UTSA; D 6, 2008 v Texas State
5 FG Made: D 4, 2008 v UTSA; D 6, 2008 v Texas State
3 Three-Point FG Made: D 4, 2008 v UTSA
5 FT Made: D 5, 2007 at Texas State
6 Rebounds: D 5, 2007 at Texas State
4 Assists: 7 times during career. Last: M 12, 2009 v Tulsa
4 Steals: D 22, 2008 v Oklahoma
1 Block: 4 times during career. Last: D 6, 2008 v Texas State
37 Minutes Played: M 8, 2008 v SMU; M 12, 2008 v Southern Miss

Three-year letterman has played in 87 career games for the Owls ... has started 25 contests over career ... 233 career points for a 2.7 points per game average ... also has 108 assists and 51 steals during career.

2009-10

Averaged 1.7 points as a junior ... began the year with a four-point effort against Sacramento State ... scored three points, knocking down lone shot, and had a steal in the Owls' win over Furman ... helped provide a defensive spark in the Owls' 70-57 win over Santa Clara ... offensively, had two assists in the win over the Broncos ... scored five points in final nonconference game of the year played at TCU ... was 2-for-3 from the field in 12 minutes of action ... equaled an early-season scoring high with five points at Tulane ... against SMU had two assists while not turning the ball over during seven minutes of play ... scored two points, knocking down lone field goal attempt and had two rebounds in overtime home game against Tulane ... had a season-high three assists at Southern Miss ... started

the second half of game against East Carolina, proving a spark off the bench ... scored a season-high seven points to go along with two rebounds, an assist and a steal while not turning the ball over ... 17 minutes of playing time against the Pirates was a season high.

2008-09

Averaged 3.0 points and 1.2 rebounds as a sophomore ... also had 41 assists and 18 steals during the year ... shot 37 percent from the field and knocked down 39 percent of his three-point attempts (13-of-33) ... scored seven points in nine minutes off the bench against Portland State in the season opener ... was 2-for-2 from the field, knocking down his lone three-point attempt ... also made two free throw attempts ... against Cal Poly at the Basketball Travelers Invitational, came off the bench to knock down a pair of big three-pointers ... also had four rebounds and four assists against the Mustangs ... had a nine-point, two rebound effort against North Florida at the tournament ... had an assist, a steal and a block in 17 minutes of action against UNF ... also scored nine points against Lamar

Bryan Beasley Career Statistics

Year	G/GS	Min/Avg.	FG-A	Pct.	3FG-A	Pct.	FT-A	Pct.	Off.	Def.	Tot.	Avg.	PF/D	A	TO	Blk.	Stl.	Pts./Avg.
2007-08	30/20	749/25.0	32-105	.305	9-32	.281	26-55	.473	12	55	67	2.2	51/1	53	79	5	27	99/3.3
2008-09	32/5	502/15.7	32-86	.372	13-33	.394	20-33	.606	5	33	38	1.2	50/0	41	35	2	18	97/3.0
2009-10	25/0	191/7.6	13-346	.361	4-17	.235	7-12	.583	2	17	19	0.8	22/0	14	11	0	6	37/1.5
Totals	87/25	1442/16.6	77-227	.339	26-82	.317	53-100	.530	19	105	124	1.4	123/1	108	125	7	51	233/2.7

... Pflugerville native returned to Central Texas and saw 19 minutes of action against Texas ... did not attempt a shot from the field but made two free throws, had two assists and one rebound ... matched a career high, scoring 13 points against Texas State ... also had five rebounds and four steals in his first start of the season at point guard ... two days earlier also scored 13 points, going 5-for-6 from the field against UTSA ... played a season-high 32 minutes against both UTSA and Texas State ... had three assists and no turnovers in 26 minutes of play in a win over UALR ... was 1-for-6 from the field but made 3-of-4 free throws in finishing with five points ... played 11 minutes, dishing out two assists and turning the ball over once in a oad win at UCF ... scored two points on 1-for-2 shooting.

2007-08

Transferred to Rice from Texas A&M and was granted eligibility prior to the season (was a red-shirted freshman last year at Texas A&M) ... played in all 30 games for the Owls this season, starting 20 ... for the year averaged 3.3 points and 2.2 rebounds ... 53 assists (1.8 pg) was second on the squad ... prior to breaking for finals, scored nine points in games against both Texas State and Texas ... was 5-for-8 from the field during the week ... also had a career-high six rebounds in the Owls' 88-81 win over Texas State ... prior to the games against Texas State and Texas, had played a maximum of 18 minutes, but against the two in-state opponents averaged 34.5 minutes of playing time ... later in the month went 3-for-6 from the field

and finished with eight points, three assists and three steals against Lamar ... returned to Texas A&M on New Year's Eve and was credited with 40 minutes of playing time (was substituted for 28 seconds in the first half) ... finished with a career-high matching four assists as well as three steals against the Aggies ... wrapped up his first season with the Owls by averaging better than 35 minutes a game over the last five contests ... capped the year with a career-high 10-point night against Southern Miss at the Conference USA Tournament ... also registered career highs with a 4-for-9 shooting performance against the Golden Eagles ... prior to the league tournament scored eight points, knocking down 2-of-4 three-pointers in regular-season finale against SMU ... turned the ball over just once in a combined 74 minutes of action against SMU and Southern Miss at the end of the year.

2006-07

Attended Texas A&M and redshirted.


Pflugerville High School

Named Central Texas Player of the Year as a senior at Pflugerville after averaging 17.4 points per game...played for Team USA at the 2006 Global Games in Dallas...earned all-state honors...played in the state high school all-star game...was the state of Texas' top-ranked point guard by Rivals.com, which also ranked him among its top 150 players nationally...rated as the state's ninth best prospect

overall by Texas Hoops...scored a career-best 36 points in a playoff game against Waco in 2004...played AAU basketball for the Texas Ambassadors, a team coached by his father, Mark... carried a 4.3 grade-point-average in high school and was a member of the National Honor Society and the Texas Academic All-State Team.

Personal

Born Jan. 24, 1988, in Austin ... son of Mark and Harriet Beasley ... has a younger sister, Alyssa ... majoring in Mathematical Economics Analysis ... Hanszen College.



6-8 | 228 | Sr.-3L | Manhattan, N.Y.

11

The Lawrenceville School

Suleiman Braimoh

Career Highs

14 Points: M 3, 2010 at Houston

6 FG Made: N 29, 2009 v Texas; M 3, 2010 at Houston

6 FT Made: D 20, 2008 at Duquesne; N 15, 2009 v HBU

13 Rebounds: M 3, 2010 at Houston

3 Assists: J 12, 2008 at UTEP

3 Steals: D 16, 2009 v Santa Clara

3 Blocks: N 24, 2009 v Furman; M 10, 2010 v Tulsa

30 Minutes Played: F 16, 2008 v UCF

Has seen playing time in 93 games during his playing career, starting 34 contests ... averaged 4.4 points and 3.3 rebounds through his junior season ... career 50 percent shooter (168-of-339) ... over three-year career has 34 blocks along with 39 assists and 34 steals.

2009-10

Closed out junior year by averaging 11 points and 8.2 rebounds over the Owls' last four games of the season ... for the year averaged 4.5 points and 3.8 rebounds ... 72 of his 117 rebounds came on the offensive glass ... 30 of his 72 offensive boards led to second-chance points ... scored 56 second-chance points during the season ... began the year with a 10-point, seven-rebound effort against Sacramento State ... was 5-for-5 from the field and also had two assists against the Hornets ... for the three-game Rice Basketball Challenge which also included contests against South Alabama and Houston Baptist, averaged 8.0 points and 4.7 rebounds ... was 6-for-9 from the field en route to a 12-point game against Texas ...

scoring output against the Longhorns was a career mark early in the year ... also had three rebounds and a blocked shot against Texas ... had a career-high three steals in the Owls' win over Santa Clara ... against preseason conference favorite Tulsa had a key offensive rebound and putback to cut a Golden Hurricane lead to one possession during a last-minute rally that would fall short ... came off the bench to score six points in home game against East Carolina ... had three offensive rebounds with two leading to second-chance points for the Owls ... scored four of the Owls' first five baskets to start the second half of the UTEP game played in El Paso ... finished with 10 points against the Miners ... off the bench scored a career-high 14 points and grabbed 13 rebounds, another career mark, in the Owls' road game at Houston ... was 6-for-12 from the field, 2-for-2 from the line and blocked a shot in Hofheinz Pavilion ... in regular-season finale against UCF, finished with eight points and eight rebounds ... was 4-for-6 from the field against the Knights ... six of his eight rebounds were offensive boards and two led to second-chance points ... in final game of the year, posted a 12-point, seven-rebound effort

Suleiman Braimoh Career Statistics

Year	G/GS	Min/Avg.	FG-A	Pct.	3FG-A	Pct.	FT-A	Pct.	Off.	Def.	Tot.	Avg.	PF/D	A	TO	Blk.	Stl.	Pts./Avg.
2007-08	30/7	513/17.1	50-108	.463	0-0	.000	21-36	.583	52	46	98	3.3	66/3	13	53	8	12	121/4.0
2008-09	32/15	449/14.0	59-110	.536	0-0	.000	25-46	.543	36	60	96	3.0	60/2	10	33	12	9	143/4.5
2009-10	31/12	382/12.3	59-121	.488	0-0	.00	23-43	.535	72	45	117	3.8	55	16	28	14	13	141/4.5
Totals	93/34	1344/14.5	168-339	.496	0-0	.000	69-125	.552	160	151	311	3.3	181/6	39	114	4	34	404/4.4

against host Tulsa at the GMC Sierra Conference USA Championship ... was 6-for-9 from the field and equaled a career high with three blocks in the 73-62 loss to the Golden Hurricane.

2008-09

Started 15 games during sophomore season and averaged 4.5 points and 3.0 rebounds ... shot 53.6 percent from the field (59-of-110) ... drew a team-high 11 charges during the season ... also blocked 12 shots during the year ... played seven minutes off the bench in the season-opener against Portland State ... was 2-for-2 from the field, finishing with four points and grabbing two rebounds in opener ... scored four points and had four rebounds in 12 minutes of action off the bench against Cal Poly at the Basketball Travelers Invitational ... scored four points and had an early-season high six rebounds at Texas ... was 2-for-3 from the field against the Longhorns ... scored 10 points by halftime en route to a career-high 12-point game at Duquesne ... was 3-for-6 from the field and also made 6-of-7 free throws ... all three of his field goals were dunks as he finished with six points and pulled down seven rebounds against UALR ... went 3-for-3 from the field against Texas State during third start of the season ... was 3-for-5 from the field, scoring seven points at Richmond ... also blocked two shots in the loss to the Spiders.

In Conference USA opener at Tulane, scored four points and pulled down a season-high eight rebounds ... scored seven points, including a 5-for-6 performance at the free throw line, and had three rebounds and a steal in 10 minutes of play at home against UCF ...

scored seven points for the third straight game when the Owls traveled to Memphis ... in a road win at UCF, connected on two, 15-foot jumpers and finished with five points, three rebounds and a block ... over the Owls' final seven games of the season shot 65 percent from the field (15-of-23).

2007-08

In his rookie season, became the Owls' sixth man, coming off the bench first a total of 11 times ... played in all 30 games as a true freshman and averaged 4.0 points and 3.3 rebounds for Rice ... was the team's leading shooter from the field, connecting on 46.3 percent of his shots ... started seven games during the year ... scored 81 of his 121 points off the bench ... after scoring six points against Duquesne, had five points and four rebounds in first start against Richmond ... despite playing just 11 minutes at Texas State, was 4-for-5 from the field to finish with eight points and also had three rebounds against the Bobcats ... registered six rebounds, including five offensive boards, as Rice outrebounded TCU 48-20 in a 70-65 win ... also scored seven points in the home game against the Horned Frogs ... had two of his strongest games of the year against UCF ... at home in February, registered a career-high 11 points and 12 rebounds against UCF for his lone double-double of the year ... was 3-for-7 from the field against the Knights and knocked down a career high 5-of-6 free throws ... his 12 rebounds in the first meeting against UCF doubled his previous career high ... he also played a career-high 30 minutes in the game ... at UCF two weeks later scored eight points and had five rebounds ... only other double-digit scor-


ing night came in Conference USA opener when he scored 10 points against Marshall ... was 5-for-8 from the field against the Thundering Herd, finishing with three, second-chance baskets along with five rebounds ... garnered his first start just three games into his career at Rice (against Richmond) and started five straight games later in the year including on the road at Oklahoma as well as the Owls' first four Conference USA games.

The Lawrenceville School

At The Lawrenceville School, averaged 14 points, 12 rebounds, and five blocks for coach Ron Kane, in addition to producing two triple-double games ... named second-team all-prep by the Trenton Times and the Trentonian and was selected to the All-Middle Atlantic Prep League team as the Big Red posted an 18-11 overall record ... the prep school is best known as the one attended by Joakim Noah, of the two-time national champion Florida Gators ... as a senior in 2006, at the United Nations International School in New York City, averaged 27 points, 11 rebounds, and four blocks as he was named athlete of the year and league MVP ... two-time all-conference selection and also competed for the NYC Jaguars in AAU competition.

Personal

Born Oct. 19, 1989, in Benin City, Nigeria ... son of Suleiman and Igbo Patricia Braimoh ... Civil Engineering major ... Wiess College.



6-1 | 187 | Jr.-2L | Red Oak, Texas

4

DeSoto HS

Connor Frizzelle

Career Highs

24 Points: F 11, 2009 v Southern Miss

7 FG Made: F 11, 2009 v Southern Miss; N 13, 2009 v Sacramento State

6 Three-Point FG Made: F 11, 2009 v Southern Miss

10 FT Made: N 25, 2008 v Lamar

9 Rebounds: J 21, 2009 at Memphis

5 Assists: J 31, 2009 v East Carolina; D 16, 2009 v Santa Clara

4 Steals: F 14, 2009 at East Carolina

40 Minutes Played: F 14, 2009 at ECU; N 14, 2009 v South Alabama

Two-year letterman who has played in 63 games, starting 38 contests ... has averaged 9.1 points per game during career ... has 118 assists and 43 steals over the past two seasons ... also has 89 career three-pointers.

2009-10

Averaged 9.4 points, 2 assists and 1.8 rebounds as a sophomore ... named the Rice Basketball Challenge's Most Valuable Player after averaging 14.7 points, 1.7 rebounds and 3.3 assists over three games ... began the season making 10-of-14 three-pointers during the tournament ... scored 18 points in the opener against Sacramento State ... was 5-for-5 from three-point range in a 71-69 win over South Alabama ... fifth trey against the Jaguars gave Rice a 65-59 lead with 3:30 to play and came after South Alabama had tied the game at 59-59 ... registered a 16-point 5-assist game in the Owls' win over Santa Clara ... equaled a career high with the five dimes ... was 3-for-7 from three-point range against McNeese State ... was 6-for-13 from the field against the Cowboys, finishing with 17 points which was a point shy of a season scoring high ... had a 14-point ef-

fort to go along with seven rebounds and two assists in loss to SMU ... scored 11 points in overtime game against Tulane ... registered double-figure scoring efforts in eight of the Owls' last 11 games, including 12 against Texas A&M-International ... scored the Owls' last eight points of the first half to pull Rice to within three points at the break on the road at SMU ... finished with 16 points and three assists in return to his native Metroplex ... in road game against Houston, scored 12 points and had four rebounds ... over last two games of the regular season against UH and UCF, attempted 29 shots, setting a new career high in each game ... against the Knights, was 7-for-15 from the field, including 2-for-6 from three-point range en route to a season-high 19 points ... also had a team-high three assists against UCF ... closed out his sophomore season by scoring in double figures in the Owls' last three games ... matched a season high with five, three-pointers (5-for-6) against Tulsa at the GMC Sierra Conference USA Championship, leading Rice with 17 points ... also had two assists and three steals.

Connor Frizzelle Career Statistics

Year	G/GS	Min/Avg.	FG-A	Pct.	3FG-A	Pct.	FT-A	Pct.	Off.	Def.	Tot.	Avg.	PF/D	A	TO	Blk.	Stl.	Pts./Avg.
2008-09	32/21	860/26.9	85-236	.360	38-113	.336	71-82	.866	12	77	89	2.8	60/1	55	58	0	22	279/8.7
2009-10	31/17	857/27.6	99-276	.359	51-145	.352	43-56	.768	4	53	57	1.8	65/0	63	50	0	21	292/9.4
Totals	63/38	1717/27.3	184-512	.359	89-258	.345	114-138	.826	16	130	146	2.3	125/1	118	108	0	43	571/9.1

2008-09

Led Conference USA in free throw shooting, making 86.6 percent of his shots from the line ... free throw shooting mark set a Rice freshman record ... for the year averaged 8.7 points ... shot 36 percent from the field ... connected on 33.6 percent of his three-point attempts (38-of-113) ... also averaged 2.8 rebounds, 1.7 assists and 0.7 steals ... started the Owls' first seven games beginning with the season opener against Portland State ... at the Basketball Travelers Invitational finished with 14 points and five rebounds in a win over Cal Poly ... scored 18 points early in his freshman season against Lamar ... was 4-for-12 from the field but thrived at the free throw line where he made 10-of-11 shots ... came off the bench to score 11 points against Harvard ... scored seven points on 3-for-5 shooting in 27 minutes of play against Texas A&M ... in first Conference USA home game, scored 13 points and had three assists against SMU ... scored a team-high 14 points against UCF in his second straight double-figure scoring game ... the following week came off the bench to score a game-high 16 points at Memphis ... against the Tigers had a career-high nine rebounds and was 7-for-8 from the line ... lone free throw miss at Memphis ended a streak of 17 straight free throws made ... registered a career-high, 24-point game against Southern Miss ... was 6-for-9 from three-point range against USM as Rice set a school record with 16 treys ... was 7-of-13 from the field and had four assists in 38 minutes of play against the Golden Eagles ... in a road

win at UCF, scored 13 points, knocking down 3-of-5 three-pointers to go along with three assists and two steals ... after being held to a total of 10 points in the Owls' final three regular season games, scored in double figures in both of the team's games played at the Conference USA Tournament ... scored 14 points in win over Marshall ... was 4-for-5 from the field including a 3-for-4 performance from three-point range against the Thundering Herd ... scored 10 points in the Owls' loss to Tulsa in the C-USA Tournament's quarter-finals.

DeSoto High School

A 2008 graduate of DeSoto High School in suburban Dallas ... concluded his playing career at DeSoto where as a senior he averaged 13 points, 3.0 rebounds and 4.5 assists for the Eagles ... was a Second-Team All-District 8-5A selection as a senior ... prep team advanced to the second round of the Class 5A state playoffs in 2008 ... sent playoff game against Colleyville Heritage into overtime with a game-tying three-pointer ... scored 19 points, had four assists and two rebounds in the Region 1 game ... DeSoto posted a 34-5 record his junior year and advanced to the Class 5A Region I finals ... averaged eight points, two rebounds and 3.2 assists as a junior ... high school coach was Chris Dyer.

Played his final two years at DeSoto after transferring from Red Oak High School ... as a sophomore at Red Oak, prep team posted a

29-7 record and won a district title for the first time in over 50 years ... led Class 4A in scoring during the 2005-06 season, averaging 26 points a game to go along with 5.5 assists and 2.5 steals ... high school coach at Red Oak was Stephen Foster.

Academically, was a Mu Alpha Theta Math Honor Society student at DeSoto ... as both a junior and senior received a SOAR award from DeSoto High School, maintaining better than a 95 percent average in core courses ... graduated sixth in his high school class of 500+ students.

Personal

Born April 1, 1990 in Dallas ... son of Paul and Sherry Frizzelle ... has an older sister, Monica, and a brother, Taylor, who played basketball at Southwestern Assembly of God University ... Kinesiology major at Rice ... Brown College.



6-9 | 228 | Jr.-2L | Houston, Texas

Worthing HS

5

Emerson Herndon

Career Highs

13 Points: D 2, 2009 at Harvard

5 FG Made: D 2, 2009 at Harvard

3 FT Made: M 7, 2009 v Tulsa; N 13, 2009 v Sacramento State;

D 2, 2009 at Harvard

6 Rebounds: M 7, 2009 v Tulsa

2 Assists: N 21, 2008 at BYU

1 Steals: 6 times during career. Last: F 24, 2010 v Marshall

1 Block: 7 times during career. Last: M 3, 2010 at Houston

19 Minutes Played: D 2, 2009 at Harvard

Has played in 47 games during his two-year career at Rice ... has scored 83 career points and grabbed 57 career rebounds.

2009-10

Averaged 1.8 points and 1.0 rebounds during sophomore season ... saw action in 24 contests during the year, including the last four regular-season games of the season ... out of the gates scored seven points against Sacramento State to match what was then a career high dating back to his rookie year ... against the Hornets was 2-for-2 from the field and 3-for-4 from the free throw line ... also had a blocked shot and a steal in the opener against Sac State ... registered career scoring highs in back-to-back games ... set a new career scoring high with 13 points on the road at Harvard ... was 5-for-10 from the field and also made 3-of-6 free throws ... had three rebounds, a block and a steal in 19 minutes off the bench against the Crimson ... scored eight points earlier in the same week against Texas ... was 4-for-7 from the field against the Longhorns ... scored on lone field goal attempt in overtime game against Tulane, knocking down a putback bucket.

2008-09

Played in 23 games including 14 Conference USA contests and the Owls' two games at the Conference USA Tournament ... for the year averaged 1.7 points and 1.4 rebounds ... first collegiate action came against Cal Poly at the Basketball Travelers Invitational ... in the Owls' first win of the season, scored two points and grabbed two rebounds in six minutes of action ... played in all three games of the Basketball Travelers and converted a three-point play against North Florida during the final day of the invitational ... played a career-high 12 minutes off the bench at UAB, knocking down a pair of free throws to go along with three rebounds ... was 2-for-4 from the field and finished with five points, two rebounds and an assist in a home-court win over East Carolina ... pulled down four rebounds in just four minutes of play against the Knights ... wrapped up the regular season with a career game against Tulsa ... scored seven points and polished the glass for six rebounds including a couple offensive boards which led to second-chance points ... career numbers came in a career-high matching 12 minutes of play ... was 2-for-4 from the field and made 3-of-4 free throws ... matched career scoring mark

Emerson Herndon Career Statistics

Year	G/GS	Min/Avg.	FG-A	Pct.	3FG-A	Pct.	FT-A	Pct.	Off.	Def.	Tot.	Avg.	PF/D	A	TO	Blk.	Stl.	Pts./Avg.
2008-09	23/0	124/5.4	15-35	.429	0-0	.000	9-17	.529	11	21	32	1.4	22/0	4	4	3	2	39/1.7
2009-10	24/0	125/5.2	17-47	.362	0-0	.000	10-21	.476	8	17	25	1.0	24/1	2	9	4	4	44/1.8
Totals	47/0	249/5.3	32-82	.390	0-0	.000	19-38	.500	19	38	57	1.2	46/1	6	13	7	6	83/1.8


with seven points against Tulsa at the Conference USA Tournament less than a week after the regular-season meeting ... in the second game against the Golden Hurricane was 3-for-6 from the field and had five rebounds.

Worthing High School

A 2008 graduate of Worthing High School where he was a First-Team District 19-4A selection ... also named to the All-Greater Houston team and was Worthing's Most Valuable Player ... as a junior, played on District 19-4A championship team which advanced to the Region 3 finals ... high school coach was Nathaniel Gillespie ... academically, was a Texas Scholar and a member of the National Honor Society ... graduated in the top 10 percent of his high school class.

Personal

Born Oct. 29, 1989 in Houston ... son of Herbert and Sharon Herndon ... has two older brothers, Roderick and Chamberlain ... Roderick played basketball at Wiley College in Marshall, Texas ... Chamberlain played football at the Air Force Academy ... majoring in Kinesiology at Rice ... Hanszen College.



6-2 | 188 | So.-1L | Paterson, N.J.
3 St. Benedict's Preparatory School
Tamir Jackson

Career Highs

22 Points: F 20, 2010 v East Carolina
9 FG Made: D 19, 2009 at LSU
2 Three-Point FG Made: D 29, 2009 v McNeese State; J 30, 2010 at ECU
7 FT Made: F 20, 2010 v ECU
8 Rebounds: D 5, 2009 v North Texas
8 Assists: F 3, 2010 v Tulane
5 Steals: D 16, 2009 v Santa Clara; D 23, 2009 at Lamar; J 20, 2010 v SMU
42 Minutes Played: F 3, 2010 v Tulane

2009-10

Only Rice player to start all 31 games and averaged 10.8 points along with 3.0 assists and 2.2 rebounds ... also averaged 1.7 steals which ranked fifth among Conference USA players ... his 10.8 points per game ranked 21st in the league while his 3.0 assist average ranked 11th ... finished the season with 53 steals, establishing a new Rice freshman record that also marked the ninth-best single-season total in school history ... had 94 total assists ... led Rice in scoring a team-high 11 times and led the Owls in assists 18 times ... posted 17, double-figure scoring games ... averaged 10.3 points, 3.7 rebounds and 2.7 assists en route to being named to the Rice Basketball Challenge All-Tournament Team ... had five assists in season-opening win against Sacramento State ... the following night scored 18 points in a win over South Alabama ... had 10 points and five rebounds in win over Furman ... was 6-for-13 from the field and finished with 13 points and eight rebounds against North Texas ... had five steals, establishing a career high, and Rice had 17 as a team in a 70-57 win over Santa Clara ... scored 19 points to establish an early-season scoring high at LSU, going 9-for-15 from the field ... shot better than 50 percent for the game ... also had three rebounds, two assists and a steal against the Tigers ... finished with 15 points

and equaled a career high with five steals against Lamar ... scored 18 points and had five assists in win over McNeese State ... later in the week had six assists against TCU.

Equaled the early career mark with 19 points against Houston ... was 6-for-12 from the field, knocked down 6-of-7 free throws and had three assists against the Cougars ... scored 10 points and had four assists against Memphis ... matched a season high with five steals and also had five assists against SMU Foul trouble limited to four first-half minutes at Tulsa, but scored 18 points after the break ... also scored 18 points the following week against East Carolina ... scored 13 points and had a career-high eight assists in overtime game against Tulane ... posted a career-high scoring game in second meeting with ECU, finishing with 22 points (7-for-16 from the field and 7-for-10 from the line) to go along with three assists and two steals ... scored 10 points and was one assist shy of equaling a career best with seven dimes in Owls' crosstown game at Houston ... three steals at UH gave him 51 for the season as he established a new Rice freshman record and moved into a tie for ninth on the record charts for steals in a season ... closed out the

Tamir Jackson Career Statistics

Year	G/GS	Min/Avg.	FG-A	Pct.	3FG-A	Pct.	FT-A	Pct.	Off.	Def.	Tot.	Avg.	PF/D	A	TO	Blk.	Stl.	Pts./Avg.
2009-10	31/31	948/30.6	115-305	.377	13-71	.183	91-137	.664	7	62	69	2.2	82	94	100	0	53	334/10.8

year by scoring 13 points on 5-for-13 shooting against Tulsa at the GMC Sierra Conference USA Championship ... had two steals in the game to move past Adam Peakes for ninth on the all-time list.

St. Benedict's Preparatory School

Named New Jersey's Player of the Year by NJ.com/Newark Star-Ledger ... averaged 16 points, four rebounds and three steals as a senior ... prep team posted a 25-3 record and was invited to play in the 2009 ESPN/RISE National High School Invitational ... the Gray Bees advanced to the tournament's semifinals before falling to the nation's No. 1 team, Oak Hill Academy ... scored 20 points including eight in the final quarter to keep St. Benedict's in the game ... helped St. Benedict's advance in the tournament by scoring a team-high 14 points in a win over St. Frances of Baltimore in the quarterfinals ... prep coach, Dan Hurley, picked up his 200th victory during the season ... as a junior averaged 14 points, 3.5 rebounds, 3.1 assists and 3 steals for a St. Benedict's team which posted a 24-1 record and finished the season ranked No. 2 in the nation in several national polls ... during junior season gained national attention when he scored 29 points in an ESPN-televised victory over then, No. 1 Oak Hill ... was named to the all-state team ... an early signee for the Owls who was the No. 28-ranked shooting guard in the 2008-09 signing class according to the ESPN College Basketball Prospect list at the time he inked with Rice.

Personal

Born Dec. 29, 1990 in Passaic, N.J. ... son of Taihessa Jackson Lee and Sam White ... has three younger siblings, Tamia White, Rayya Lee and Sam White ... cousin Raymond Felton plays for the Charlotte Bobcats ... studying in Rice University's Engineering Division ... McMurtry College.



6-7 | 216 | So.-1L | Esfahan, Iran

The Patterson School

14

Arsalan Kazemi

Career Highs

19 Points: F 3, 2010 v Tulane

7 FG Made: J 16, 2010 v Memphis

8 FT Made: F 8, 2010 v Texas A&M International

14 Rebounds: J 6, 2010 v Houston; J 30, 2010 at East Carolina

3 Assists: F 3, 2010 v Tulane; F 6, 2010 v UAB; F 17, 2010 at SMU

7 Steals: M 6, 2010 v UCF

3 Blocks: F 8, 2010 v Texas A&M International

38 Minutes Played: F 3, 2010 v Tulane

2009-10

Averaged 10.3 points and 9.1 rebounds as a freshman ... ranked second in Conference USA in rebounding ... set a Rice freshman record with 272 total rebounds which ranks as the ninth most in school history ... led Rice in rebounding 22 times during the year and had 12, double-figure rebounding games along with nine double-doubles ... 48 of his 98 offensive rebounds led to second-chance points ... scored 95 second-chance points ... connected on 53 percent of his field goal attempts (105-of-198) ... set new Rice freshman records by making 100-of-164 free throw attempts ... drew 11 charges during the year to lead Rice ... also had a team-leading 27 dunks and 31 deflections ... had 47 steals during the year including 17 total in the Owls' last six games ... blocked 26 shots which ties for 10th most in a season at Rice.

In collegiate debut scored 10 points, grabbed four rebounds, had two assists and two steals in win over Sacramento State ... in road game at Arizona, scored 13 points and had 10 rebounds for his first career double-double ... was 5-for-7 from the field and knocked down all three of his free throw attempts ... five of his 10 rebounds at Arizona came on the offensive glass and he also had two blocks against the Pac-10 opponent ... scored eight points and hauled in

nine rebounds in home-court game against Texas ... three of four field goals made against the Longhorns were dunks during a 4-for-6 shooting performance ... played 29 minutes off the bench and scored 12 points and grabbed 11 rebounds against North Texas ... also had two assists, two blocks and a steal against UNT ... provided the Owls with a spark off the bench, scoring 12 points and pulling down seven rebounds in a win over Santa Clara ... scored 12 points and had nine rebounds in 28 minutes of work at LSU ... started his first career game at Lamar and finished with 13 points, a season-high to that point in the season ... was 5-for-6 from the field and had rebounds along with two assists in 27 minutes of play ... 16-point, 10-rebound double-double against McNeese State ... followed up performance against McNeese with a 14-point effort at TCU en route to tallying a 9-for-12 shooting week.

Equaled a career rebounding high in the first half of the Houston game (11) and went on to have 14 boards ... team-leading 11 points and eight rebounds in road game at Tulane ... scored 15 points and grabbed 11 rebounds against Memphis ... had four dunks against the Tigers ... named Conference USA's Rookie of the Week following a 14-point, 14-rebound double-double in victory at East Carolina ... was 6-for-8 from the field and four of his five offen-

Arsalan Kazemi Career Statistics

Year	G/GS	Min/Avg.	FG-A	Pct.	3FG-A	Pct.	FT-A	Pct.	Off.	Def.	Tot.	Avg.	PF/D	A	TO	Blk.	Stl.	Pts./Avg.
2009-10	30/21	836/27.9	105-198	.530	0-0	.000	100-164	.610	98	174	272	9.1	82/0	36	58	26	47	310/10.3

sive rebounds led to Rice, second-chance points ... was also 6-for-8 from the field against Tulane, registering a career-high 19point game ... in addition to 13 rebounds against the Wave, equaled a career high with four steals and set a new assist standard with three ... scored 15 points and had 13 rebounds against UAB ... had an 18-point, 12-rebound effort against Texas A&M-International as the Owls took a break from league play.

Posted a 12-point effort on the road at UTEP, going 4-for-6 from the field and pulling down seven rebounds ... with his ninth double-double, which was posted at Houston, set the Rice freshman record for rebounds ... scored 11 points and had 12 rebounds against the Cougars ... scored all but one of his points in the second half at UH after getting into foul trouble ... closed out his freshman season by scoring eight points and grabbing 12 rebounds in loss to Tulsa at the GMC Sierra Conference USA Championship ... also had two steals in 36 minutes of action against the Golden Hurricane.

The Patterson School

Played his senior year at The Patterson School located near Lenoir, North Carolina ... scout.com has him ranked 82nd overall in the 2009 prep signing class ... the ESPN College Basketball Prospect list ranked him as the No. 81-ranked recruit in the 2009 signing class ... high school coach was Chris Cheney ... among the schools he considered were Maryland, Seton Hall, Louisville, Syracuse and Oklahoma State.

International Experience

At the 2010 FIBA World Championships played in Turkey, averaged 12 points while shooting 48.7 percent from the field ... his 14 steals in five games was the most by a player in the preliminary round of the championship and his 2.8 steals per game was the highest average by a player in the tournament ... 7.4 rebounding average tied for ninth at the tournament ... nailed a key three-pointer to thwart a Tunisian comeback as Iran won its first game, 71-58 ... scored 14 points and had seven rebounds against Tunisia ... was 4-for-7 from the field and had four of Iran's eight steals in the game ... scored 14 points and grabbed four rebounds in Iran's 88-51 loss to Team USA ... was 5-for-8 from the field and had a game-high five steals against the team of NBA stars ... play against Team USA was highlighted by a layup in which he was fouled while driving into the lane as well as a fourth-quarter dunk to cap a 2-on-1 break ... wrapped up play with his first double-double in a FIBA senior championship game, scoring 13 points to go with 14 rebounds in a 65-60 loss to Slovenia ... 14 rebounds tied for the most boards in a game during the tournament.

Captain of Iran's Under-19 team which played in the 2009 FIBA World Championships held in Auckland, New Zealand in July ... one of only two players in the tournament to average a double-double (16.6 points and 12.2 rebounds) ... ranked eighth in scoring and was second in rebounding ... was the tournament leader in steals, averaging four per game ... seven steals against Team USA was a tournament high ... his 20 rebounds against Angola tied for a tournament

high and his 18 boards against Egypt tied for the third-most at the championship ... shot 48.6 percent from the field and 81.6 percent from the free throw line (31-of-38) ... also averaged 3.0 assists and 2.0 blocks at the 2009 World Championship ... helped lead his Iranian Under-17 national team to the 2007 West Asian championship and was named the tournament MVP ... national team went 5-0 at the tournament ... captain of team of '07 national team.

Personal

Born April 22, 1990 in Esfahan, Iran ... son of Yousef and Roya Kazemi ... has one younger sister, Bahar ... Sport Management major ... McMurtry College.



6-8 | 217 | Jr.-2L | Rochester, Minn.

20

Mayo HS

Lucas Kuipers

Career Highs

19 Points: N 30, 2008 at Texas; F 17, 2010 at SMU

7 FG Made: D 30 2008 at Texas; D 20, 2008 at Duquesne

5 Three-Point FG Made: F 17, 2010 at SMU

3 FT Made: 4 times during career. Last: F 24, 2010 v Marshall

10 Rebounds: D 17, 2008 v Harvard

5 Assists: J 30, 2010 at East Carolina

3 Steals: F 27, 2010 at UTEP

2 Blocks: D 4, 2008 v UTSA; J 16, 2010 v Memphis

37 Minutes Played: D 4, 2008 v UTSA; F 17, 2010 at SMU

Named the 2010 Conference USA Scholar Athlete for basketball ... has played in 47 career games, starting 25 contests ... has an 8.3 career scoring average ... career 73 percent shooter at the free throw line.

2009-10

Played in all 31 games, starting 16 as a sophomore ... averaged 8.0 points and 3.4 rebounds for the season ... began sophomore season by scoring 12 points and grabbing eight rebounds in the Owls' 81-51 win over Sacramento State ... chipped in 14 points in win over South Alabama ... scored 11 points on 5-for-9 shooting against North Texas ... finished with 11 points, going 5-for-8 from the field at Tulane ... returned to the starting lineup in road game at Tulsa ... starting nod came after he scored what was then a season-high 15 points at home against SMU ... was 5-for-11 from the field and knocked down 3-of-8 three-pointers ... had a career high five assists to go with 10 points in the Owls' road win at East Carolina ... scored 15 points on 5-for-10 shooting and grabbed four rebounds in win over Texas A&M International during a late, nonconference game ...

knocked down a career-high five three-pointers (13 attempts) and matched a career high with 19 points at SMU ... scored 14 points in back-to-back games against East Carolina and Marshall ... knocked down a three-pointer for the Owls' first points en route to an eight-point effort against Tulsa at the GMC Sierra Conference USA Championship ... was 3-for-7 off the bench against the Golden Hurricane while playing 28 minutes.

2008-09

Suffered a broken wrist during a mid-January practice and missed the remainder of the season ... prior to the injury, had played in the Owls' first 16 games and had started the last nine contests ... averaged 8.8 points and 3.8 rebounds for the season ... more than half of his 61 rebounds came on the offensive glass ... of his 33 offensive rebounds, 20 led to second-chance points ... despite playing just a half of a season, 41 second-chance points was one shy of a team high for the year ... played 19 minutes off the bench against Portland State in collegiate debut, knocking down a second-half three-pointer for his first career points ... at the Basketball Travel-

Lucas Kuipers Career Statistics

Year	G/GS	Min/Avg.	FG-A	Pct.	3FG-A	Pct.	FT-A	Pct.	Off.	Def.	Tot.	Avg.	PF/D	A	TO	Blk.	Stl.	Pts./Avg.
2008-09	16/9	389/24.3	56-117	.479	15-40	.375	13-22	.591	33	28	61	3.8	39/2	10	25	5	4	140/8.8
2009-10	31/16	750/24.2	88-229	.384	43-135	.319	29-35	.829	34	72	106	3.4	81/2	29	36	7	14	248/8.0
Totals	47/25	1139/24.2	144-346	.416	58-175	.331	42-57	.737	67	100	167	3.8	120/4	39	61	12	18	388/8.3

ers Invitational in Provo, Utah, scored six points against host BYU, knocking down 2-of-6 three-point attempts in the game ... had a 4-for-4 shooting night against North Florida at the Basketball Travelers, finishing with eight points and three rebounds ... scored nine points, had five rebounds and a steal against Lamar ... had a career scoring game at Texas where he drained 4-of-6 three-pointers and finished with 19 points ... was 5-for-5 from the field in the first half, including four, three-pointers ... for the game was 7-of-11 from the field, had three rebounds, an assist and a steal ... was the first player off the bench in five of seven games before moving into the starting lineup ... first career start came against UTSA and responded with 14 points in 37 minutes of play ... was 6-of-13 from the field against the Roadrunners and led the team with eight rebounds ... scored 16 points and had four rebounds at Duquesne ... was 7-for-12 from the field ... credited with his first career double-double against Harvard, scoring 14 points and pulling down 10 rebounds ... during a five-possession segment of the second half of a road win at UALR, made four field goals ... scored 15 points, had three rebounds, two assists and a block in 32 minutes of play at UALR ... the day before breaking wrist, scored 10 points and grabbed six rebounds in a win over SMU in the Owls' second game of conference play.


Mayo High School

Three-year starter at Mayo High School where he scored over 1,000 points and finished his prep career as the school's second-leading rebounder ... was a three-time All-Big Nice Conference selection ... as a senior, averaged 19 points and nine rebounds to lead

the team ... also averaged 1.5 blocks and one steal per game ... shot 54 percent from the field and 40 percent from beyond the three-point arc ... named all-state honorable mention and all-conference ... helped lead Mayo to a Section championship and an appearance in the Minnesota state tournament senior year ... Shaun Lang-coached team posted a 21-5 record during 2007-08 season ... most memorable moment of the year was being part of a two-player tandem in which both players scored 27 points and pulled down 14 rebounds in a game that Mayo won by 40 points ... named to the National Society of High School Scholars ... member of the Dean's List who carried a 4.0 grade point average ... academic all-state selection ... as a junior, averaged 15 points and nine rebounds to lead Mayo in both statistical categories ... shot 50 percent from the field ... tabbed all-conference and all-state honorable mention ... junior team posted a 17-9 record.

Personal

Born Aug. 13, 1990 in Rochester, Minn. ... son of Suzanna and Bernard Kuipers ... youngest of six children ... has three older brothers – Jonathan, Benjamin and Joseph – as well as two older sisters – Rachel and Hannah ... sister Rachel is a 2008 graduate of Rice University ... father played basketball at Western Michigan ... Kinesiology major ... Hanszen College.



6-3 | 192 | Sr.-3L | Dickson, Tenn.

32

Dickson County HS

Cory Pflieger

Career Highs

28 Points: D 6, 2008 v Texas State

8 FG Made: D 6, 2008 v Texas State

5 Three-Point FG Made: 3 times during career. Last: F 11, 2009 v USM

7 FT Made: D 6, 2008 v Texas State

9 Rebounds: D 15, 2005 v Palm Beach Atlantic

5 Assists: N 20, 2008 v Cal Poly

3 Steals: 3 times during career. Last: D 6, 2008 v Texas State

1 Block: 3 times during career. Last: F 25, 2009 at UCF

39 Minutes Played: D 6, 2008 v Texas State

Received a medical waiver from the NCAA for a final season of eligibility after missing the 2009-10 season with a knee injury ... returned to the Rice lineup as a junior for the 2008-09 season after receiving a medical red-shirt for the previous season ... on track to rank among the school leaders in games played ... saw action in just five games in 2007-08 prior to an ankle injury which sidelined him for the remainder of the season ... has now played in 91 career games, starting 49 ... with 130 career three-pointers made, ranks 10th all-time at Rice ... 345 three-point attempts rank just outside the program's top 10 ... enters his senior season with 574 points (6.3 ppg), 230 rebounds (2.5 pg) and 125 assists (1.4 pg).

2008-09

Played in all 32 games of his junior season, averaging 8.2 points and 3.5 rebounds ... also had 69 assists and 20 steals during the season ... connected on 38.7 percent of his field goal attempts (87-of-225) and also knocked down 54 three-pointers ... shot .362

(54-149) from three-point range and would have ranked among the top 10 in Conference USA had he met the three-pointers per-game minimum (2.0 pg) ... raised his career free throw percentage to 66.7 percent by making 33-of-46 of his free throw attempts as a junior (.717) ... drew eight charges during the year ... began the year by scoring 17 points in the Owls' first two games ... helped Owls to first win of the season with 17 points against Cal Poly at the Basketball Travelers Invitational ... later at the tournament scored 14 points and had five rebounds in a win over North Florida ... among his eight rebounds against Texas were three offensive boards which led to second-chance points for the Owls ... scored 21 points against UTSA, going 7-for-9 from the field ... also had six rebounds and two assists against the Roadrunners ... established a new career scoring high with 28 points against Texas State ... was 8-for-15 from the field, knocking down 5-of-10 three-pointers ... also perfect on seven free throw attempts, had five rebounds, three assists and three steals against the Bobcats ... played a career-high 39 minutes in the Texas

Cory Pflieger Career Statistics

Year	G/GS	Min/Avg.	FG-A	Pct.	3FG-A	Pct.	FT-A	Pct.	Off.	Def.	Tot.	Avg.	PF/D	A	TO	Blk.	Stl.	Pts./Avg.
2005-06	22/5	228/10.4	22-67	.328	16-51	.314	12-20	.600	7	26	33	1.5	14/0	11	22	0	9	72/3.3
2006-07	32/22	580/18.1	69-152	.454	49-117	.419	14-23	.609	12	55	67	2.1	45/0	41	23	1	14	201/6.3
2007-08	5/4	132/26.4	13-37	.351	11-28	.393	3-4	.750	4	15	19	3.8	8/0	5	10	0	4	40/8.0
2008-09	32/18	906/28.3	87-225	.387	54-149	.362	33-46	.717	17	94	111	3.5	56/0	69	51	2	20	261/8.2
Totals	91/49	1846/20.3	191-481	.397	130-345	.377	62-93	.667	40	190	230	2.5	123/0	126	106	3	47	574/6.3

State game and also matched a career high with three steals in the contest ... was 3-for-11 from the field, scoring seven points before being sidelined in the second half of the Harvard game with cramps ... also had seven rebounds against the Crimson ... a 17-point effort against Oklahoma marked fourth double-double scoring game in five contests ... against Southern Miss scored 18 points and dished out four assists ... was 6-for-8 from the field and his 5-for-6 performance from three-point range was part of a school-record, 16-trey night for the Owls in a victory over the Golden Eagles ... also had a double-figure scoring game against Tulsa in the regular-season final ... scored eight points on 4-for-7 shooting against the Golden Hurricane ... knocked down 2-of-5 three-pointers ... also had four rebounds and two assists in the victory ... closed out the season with an 8-point, 8-rebound effort against Tulsa at the Conference USA Tournament.

2007-08

Played the first five games of the year, starting four, before being sidelined with an ankle injury ... was averaging 8.0 points and 3.8 rebounds when injury occurred in the Eastern Illinois game at the Hawkeye Challenge ... was 11-of-28 from three-point range during injury-shortened season (39.3 percent) ... prior to the EIU game, had scored in double figures in the Owls' previous two outings ... against Richmond, scored 14 points, knocking down 5-of-10 shots and drilling 4-of-9 three-pointers ... the following week against UALR scored 13 points and hit 4-of-7 three-pointers ... earlier in the week, had

suffered a broken nose during practice prior to the Owls' traveling to Iowa.

2006-07

Appeared in all 32 games with 22 starts ... averaged 6.3 points and 2.1 rebounds as a sophomore ... ranked third in Conference USA in three-point field goal percentage (41.9) ... in C-USA games, ranked second in three-point field goal percentage (46.3) and was 15th in three-pointers made (1.56) ... nailed at least one trey in 24 games ... scored a career-high 17 points against Paul Quinn College in season opener, making four three-pointers ... also had 17 points in league play at UAB, finishing with a career-high, five three-pointers ... scored in double figures a total of six times during the year, including 12 points against Colorado State and 10 points against North Texas in non-conference play ... had 15 points against UTEP and 10 on the road at Memphis ... against the Miners, knocked down 6-of-8 field goals to match a season shooting high ... was 3-for-5 from three-point range in the 73-67 win over UTEP ... during the season, also recorded 67 rebounds, 41 assists, and 14 steals ... made 69 field goals of which 49 were beyond the arc (1.53 per game).

2005-06

Competed in 22 games, starting five ... averaged 3.3 points and 1.5 rebounds as a freshman ... scored a season-high 13 points and pulled down a career-high nine rebounds in win over Palm Beach Atlantic ... played a career-high 21 minutes vs. Prairie View A&M,

scoring eight points ... poured in a career-high 13 points and had a career-high nine rebounds vs. Palm Beach Atlantic... also scored nine points against Yale ... made a three-point basket in each of his first five collegiate games ... in first collegiate game on the road at Marquette, scored six points, making 2-for-4 shots from three-point range and had two rebounds.

Dickson County High School

2005 graduate of Dickson County where he was a four-year letterman for coach Keven Tuck ... all-time leading scorer in school history with 1,784 points ... averaged 22.6 ppg, 6 rpg, and 5 assists as a senior ... averaged 22.3 points as a junior and 20 as a sophomore ... all-state first-team as a senior and named to the Associated Press All-State squad ... third-team all-state as a junior ... All-District 10-3A for three years ... District 10 most valuable player as a senior... was also the Cougars' team MVP three straight years ... team posted 20-9 record, including 12-0 in District 10 action as a senior.

Personal

Born Nov. 5, 1986, in Dickson, Tenn. ... son of Carl Pflieger and Alisha Mathis ... has one sister, Lindsey ... graduated from Rice with a bachelor's degree in Kinesiology in May, 2010 ... Lovett College.



6-7 | 185 | So.-1L | Metairie, La.

13

Christian Life Academy | SEMO

Stuart Pirri

Career Highs

1 FG Attempt: D 23, 2009 at Lamar; F 8, 2010 v Texas A&M International

1 Assist: J 2, 2010 at TCU

3 Minutes Played: F 8, 2010 v Texas A&M International

2009-10

Saw playing time in five games during first season with the Owls ... originally signed to play collegiately at Southeast Missouri ... attended SEMO during the Fall, 2008 semester before transferring to Rice ... became eligible at the conclusion of the fall semester and saw first action at Lamar on Dec. 23 ... attempted one three-point field goal attempt against the Cardinals in final-minute action ... also saw playing time at TCU during preconference play and was credited with his first career assist ... first league outing came at home against Houston ... played a season-high three minutes against Texas A&M International ... also played two minutes against Marshall.

Christian Life Academy

Second-Team Class 1A All-State selection as well as a District 7-1A pick at Christian Life Academy ... led the state of Louisiana in three-point shooting as a senior during the 2007-08 season ... knocked down 139 treys, converting 48 percent of his attempts from behind the arc ... averaged 18 points, six rebounds and four assists senior year as Christian Life won the Class 1A state championship for a third straight year ... team also captured the District 7-1A


title ... Todd Foster-coached team was 41-2 senior year ... prep team was 32-7 junior year en route to district and state titles ... averaged 11 points, two rebounds and two assists as a junior ... named All-District 7-1A ... played against his cousin (Eddie Ludwig/Metairie Park Country Day) in the 2007 Class A state title game ... scored 1,490 career points and set a school record with 274 career, three-pointers ... member of National Honor Society at Christian Life Academy.

Personal

Born June 29, 1989 in New Orleans, La. ... son of Steve and Penny Pirri ... has two older siblings, Kellen and Clare ... father played basketball at Furman ... sister, Clare, rowed crew at Jacksonville University ... cousin, Eddie Ludwig, is a freshman on the LSU basketball team ... Sport Management major ... Lovett College.

Stuart Pirri Career Statistics

Year	G/GS	Min/Avg.	FG-A	Pct.	3FG-A	Pct.	FT-A	Pct.	Off.	Def.	Tot.	Avg.	PF/D	A	TO	Blk.	Stl.	Pts./Avg.
2009-10	5/0	8/1.8	0-2	.000	0-2	.000	0-0	.000	0	0	0	0.0	0/0	1	0	0	0	0/0.0



5-11 | 175 | Jr.-2L | Chelsea, Mich.
1 Chelsea HS | Phillips Exeter Academy
Nate Schwarze

Career Highs

4 Points: N 21, 2008 at BYU

1 FG Made: 4 times during career. Last: M 3, 2010 at Houston

1 Three-Point FG Made: 3 times during career. Last: M 3, 2010 at Houston

1 FT Made: N 21, 2008 at BYU

2 Rebounds: 6 times during career. Last: F 24, 2010 v Marshall

3 Assists: F 8, 2010 v Texas A&M International

3 Steals: J 9, 2010 at UCF

21 Minutes Played: J 9, 2010 at UCF

Has played in 48 career games ... 14 steals as a sophomore gives him 16 for his career heading into junior season ... has 23 career assists.

2009-10

Played in 26 games as a sophomore including all 16 Conference USA contests ... saw action in two games of the Rice Basketball Challenge ... played seven minutes in road game at Harvard and had an assist along with a steal against the Crimson ... started four straight games for the Owls during Conference USA play ... was 0-for-1 shooting but had three assists in a career-best 21 minutes of play in first career start coming at UCF ... also deflected a couple balls including one which led to a shot clock violation ... recorded 18 minutes of playing time in which he had one assist, one steal and no turnovers in the Owls' road win at East Carolina ... saw 18 minutes of action against Texas A&M International and equaled a career high with three assists ... at Houston knocked down his lone field goal attempt, a three-point basket.

2008-09

Played in 22 games as a freshman ... saw action in 11 of 16 Conference USA games, including the Owls' last three contests ... for the year scored six points and grabbed seven rebounds ... was 2-for-6 from the field shooting ... had eight assists and two steals during the year ... first career playing time came at BYU during the Basketball Travelers Invitational ... scored first career points in the game, finishing with four points and a steal against the Cougars ... established an early career high for assists against North Florida at the Basketball Travelers with three ... matched career assist mark with three dimes in five minutes of play against Duquesne ... saw a career-high 11 minutes of action against UAB ... at the Conference USA Tournament, played five minutes in the quarterfinal game against Tulsa and had two assists.

Nate Schwarze Career Statistics

Year	G/GS	Min/Avg.	FG-A	Pct.	3FG-A	Pct.	FT-A	Pct.	Off.	Def.	Tot.	Avg.	PF/D	A	TO	Blk.	Stl.	Pts./Avg.
2008-09	22/0	72/3.3	2-6	.333	1-4	.250	1-5	.200	1	6	7	0.3	7/0	8	5	0	2	6/0.3
2009-10	26/4	176/6.8	2-12	.167	2-9	.222	0-0	.000	4	13	17	0.7	19/0	15	9	0	14	6/0.2
Totals	48/4	248/5.2	4-18	.222	3-13	.231	1-5	.200	5	19	24	0.5	26/0	23	14	0	16	12/0.3

Prior to Rice

Four-year letterman at Chelsea High School who graduated in 2007 ... was a two-year captain, team's MVP senior year and set school records for career assists and steals ... went on to pursue post-graduate studies last year at Phillips Exeter Academy in New Hampshire where he also played.

Chelsea High School


Averaged 15.2 points, 3.3 steals, 3.0 rebounds and 6.2 assists for team which posted a 23-2 record senior year ... was tabbed to All-Southeastern Conference, All-Area and named to the Michigan All-State squad ... was selected to play in the Michigan All-Star Game ... team captured district and conference championships ... listed a game-winning shot against Ann Arbor Pioneer as well as an 18-point, 10-steal, nine-assist effort against Dexter as his most memorable games of his senior season ... high school coach was Robin Raymond ... also played football for Chelsea and was named first-team all-state as well as all-conference and all-area ... was named to the Detroit Free-Press' Dream Team at wide receiver, one of only 22 players recognized ... additionally, was named the Ronald Holland Award recipient which is also presented by the Detroit Free Press to the Dream Team member with the highest grade point average ... academically, was a cum laude graduate of Chelsea ... a National Honor Society selection who was named academic all-state ... was an all-conference and all-area selection junior year when Chelsea was 19-4 and captured district and conference titles.

Phillips Exeter Academy

Averaged 7.5 points and 5.1 assists during season at the college preparatory school ... was selected the team's captain ... Jay Tilton and Malcolm Wesselink-coached team posted a 17-5 record during the 2007-08 season.

Personal

Born July 26, 1988 in Lansing, Mich. ... son of Carl and Priscilla Schwarze ... has two younger siblings, Matt and Krystin ... Economics and Sports Management double major at Rice ... Sid Richardson College.



6-10 | 236 | Sr.-2L | Friendswood, Texas
15 Friendswood HS | Naval Academy
Trey Stanton

Career Highs

23 Points: N 24, 2009 v Furman
9 FG Made: N 24, 2009 v Furman
3 Three-Point FG Made: F 8, 2010 v Texas A&M International
6 FT Made: N 15, 2009 v Houston Baptist
9 Rebounds: F 8, 2010 v Texas A&M International
3 Assists: N 24, 2009 v Furman; F 3, 2010 v Tulane
2 Steals: N 24, 2009 v Furman; D 16, 2009 v Santa Clara
3 Blocks: N 19, 2009 at Arizona
37 Minutes Played: J 23, 2010 at Tulsa; F 3, 2010 v Tulane

Saw his first action for the Owls during the 2008-09 season after transferring from the Naval Academy following his freshman season ... has now played in 61 career games, starting 50 ... averaging 8.5 points and 4.8 rebounds for his career.

2009-10

Averaged 8.8 points and 4.5 rebounds as a junior ... during the Rice Basketball Challenge had a big play to help the Owls beat South Alabama ... broke a 65-65 deadlock when he converted a three-point play with 42 seconds on the clock ... scored a career-high 23 points in a win over Furman ... was 9-for-15 from the field against the Paladins ... also 4-for-5 from the line and had a career-high nine rebounds in the game ... went on to have nine boards in three other games during the year ... in his first start of the year, scored 10 points against Texas ... scored 13 points (4-for-6 shooting and 5-for-6 at the line) on the road at Harvard ... was 5-for-9 from the field including a 2-for-4 performance from beyond the arc in a 14-point game against Santa Clara ... also had two steals and two assists in the game ... began league play with back-to-back, double-

figure scoring games against Houston and at UCF ... finished with 10 points, knocking down a pair of three-pointers, and grabbing three rebounds against the Cougars ... scored 14 points in road game at UCF ... scored a team-high 18 points and had seven rebounds in game against Memphis ... was 6-for-12 from the field, knocking down 2-of-3 three-pointers against the Tigers ... in road win at East Carolina scored 18 points and had eight rebounds ... was 8-for-12 from the field ... knocked down a key three-pointer with just over a minute to play to give Rice a six-point lead against the Pirates ... scored 16 points and had three assists in overtime loss to Tulane ... scored 12 points to go along with nine rebounds against UAB ... was 6-for-7 from the field in road game at SMU, finishing with 13 points.

2008-09

Started 27 games as a sophomore, averaging 8.3 points and a team-leading 5.0 rebounds ... led Rice in rebounding a team-high nine times during the season ... shot 47.7 percent from the field ... made 16-of-40 three-point attempts during the season (40 percent) ... also led the team with 22 blocked shots and his 46 assists from the

Trey Stanton Career Statistics

Year	G/GS	Min/Avg.	FG-A	Pct.	3FG-A	Pct.	FT-A	Pct.	Off.	Def.	Tot.	Avg.	PF/D	A	TO	Blk.	Stl.	Pts./Avg.
2008-09	32/27	807/25.2	103-216	.477	16-40	.400	43-71	.606	34	127	161	5.0	89/3	46	52	22	8	265/8.3
2009-10	29/23	720/24.8	92-229	.402	23-67	.343	48-63	.762	33	98	131	4.5	73/1	24	48	16	16	255/8.8
Totals	61/50	1527/25.0	195-445	.438	39-107	.364	91-134	.679	67	225	292	4.8	162/4	70	100	38	24	520/8.5

post position ranked fourth on the team ... was in the tip-off circle for the Owls' first game played in Tudor Fieldhouse ... began his career at Rice with a 14-point, 3-rebound, 3-assist performance in the opener against Portland State ... was 5-for-7 from the field and made all four of his free throw attempts against the Vikings ... suffered a broken nose in the Lamar game and wore a protective mask for much of the season ... first game wearing the mask came at Texas where he scored seven points and had four rebounds in 22 minutes of play ... started the Owls' first 10 games then responded with nine rebounds off the bench against No. 4 Oklahoma ... also had six points and two steals against the Sooners ... registered a 10-point, seven-rebound effort at UALR ... was 4-for-5 from the field in road win in Little Rock.

In Conference USA opener at Tulane scored eight points, had seven rebounds and established a career high with three blocks ... after coming off the bench the previous five games, scored 12 points and had five rebounds in the Owls' C-USA home opener against SMU ... started the final 17 games of the season ... registered career rebounding highs in two straight games ... had 10 boards in a late January win over East Carolina ... finished with a 13-point, 11-rebound double-double at Houston ... was 5-for-11 from the field, had two assists and a block in first meeting against the Cougars ... in overtime loss at East Carolina, scored a game-high 21 points on 8-for-15 shooting including a 4-for-6 shooting night from behind the three-point arc ... played a team-high 42 minutes against ECU ... registered second career double-double with a 20-point, 10-rebound effort in

a loss to UTEP ... was 9-of-11 from the field, knocking down 2-of-3 three-pointers and also had an assist and a block against the Miners ... flushed the first of two dunks in the game on the Owls' opening possession en route to a 14-point, six-rebound game in the Owls' road win at UCF ... registered an 18-point, 10-rebound double-double in the Owls' homecourt loss to Houston ... was 7-of-16 from the field and knocked down 2-of-5 three-pointers against the Cougars ... scored 16 points and grabbed four rebounds in a road loss at Marshall ... averaged just six points and four rebounds in the Owls' two games at the Conference USA Tournament.

At Navy

Played in all 30 games with 29 starts ... named to the Patriot League All-Rookie Team ... ranked third on the team in scoring (8.0 ppg) and second in rebounding (3.9 rpg) ... also led the team in blocked shots (24), which was the most by a Navy freshman since David Robinson blocked 37 shots in 1984 ... connected on 35 percent of his 106 three-point attempts and shot 78.4 percent from the free throw line ... scored in double-figures eight times, including five of the first 10 games, and then three of the last seven games ... did not start on senior night against American, the only game of the year he didn't start.

Had a dominant season opener, setting the school record for a player appearing in his first career game with a season-high 17 points ... also grabbed a season-high eight rebounds, blocked a

shot and did not have a charged turnover nor a foul in 36 minutes of play in a win over Loyola (Md.) ... late in the contest, with Navy nursing a one-point lead, hit a deep three-pointer as the shot clock was winding down, then blocked a shot on Loyola's next possession to preserve the four-point margin ... scored 16 points in 23 minutes in a win over Brown ... tallied 15 points in a win over Maryland-Eastern Shore ... dominated Army in the Star Game win, scoring 15 points (4-of-4 shooting, all threes) with a career-high four blocks ... two of the four blocks came on Army's first three shots ... tallied 12 points vs. NCAA Tournament qualifier, Penn, which was preceded by an 11-point, four-rebound showing against Howard ... the performances earned him Patriot League Rookie of the Week accolades ... scored 12 points and had seven rebounds against American ... that showing, coupled with a five-point game at Colgate, earned him his second Patriot League Rookie of the Week award ... scored 16 points with two rebounds and a block in a key road win at Lehigh ... an outstanding passer, dished out three assists against Lafayette, American and Holy Cross ... had a clutch performance against NJIT when he hit two three-pointers in overtime, including one with 1:08 to play to give Navy a 50-48 lead, blocked a last-second Highlander attempt in regulation and had a dunk with two minutes left in regulation to cut the NJIT lead to 44-42 ... recorded at least five rebounds in 10 games.

Friendswood High School

The 2006 Friendswood graduate lettered twice in basketball ... had an outstanding senior season, earning All-Galveston County and All-Gulf Coast Region honors as a senior ... named MVP of the New Caney Tournament ... earned all-tournament accolades at the Alvin Lion's Club Tournament and was the team MVP during his junior and senior years ... was 6-foot, 3-inches as a sophomore, but grew six inches over the next two years ... averaged 16.2 ppg, 8.3 rpg and 3.1 bpg as a senior.

Personal

Born Sept. 24, 1987 in Houston, Texas ... son of Edward and Kerry Stanton ... father played football at Louisiana State (1976-79) and sister, Kelly, played volleyball at Texas A&M ... Sport Management major ... Jones College.



5-9 | 173 | Fr.-HS
Sacramento, Calif.
Sacramento Charter HS
Trevan Abraham

0

Helped lead prep team to San Joaquin Section championship ... team was the D3 Nor Cal runner-up, finishing with a 26-7 record ... averaged 16 points, five assists, three rebounds and two steals as a senior ... was a 1,000-point scorer in high school ... named one of the Top 10 seniors in Northern California and was one of the Top 40 seniors in California ... was also named to the all-Metropolitan Conference and all-Sacramento teams ... knocked down the game-winning shot in an 83-81 win over Burbank ... high school coach was Derek Swafford ... National Honor Roll student who graduated in the top 15 percent of his senior class.

Prep team was league and section champions junior season ... squad was also the Nor Cal runner-up in 2009 ... averaged 14 points and three assists as a junior ... in addition to all-Metropolitan Conference and All-Sacramento recognition, was named the Section

Championship Player of the Game ... also honored as the Hungry Player of the Game and Comcast Player of the Game during the season ... scored season-high 31 points against Ripon during junior year and twice had 10 assists (vs. Rio Americano and Sylmar) ... had three blocks in a game against Burbank.

Personal

Born April 27, 1992 in Sacramento, Calif. ... son of Tyeishia Office and Leroy Abraham II ... has three younger siblings, Leroy Abraham III, Lorecia Abraham and Prentice Abraham ... Baker College.



6-8 | 211 | Fr.-HS
Charlotte, N.C.
Latin School | Hargrave Military
David Chadwick

30

Originally signed out of high school to play at Washington State but after a coaching change at the Pac-10 school, enrolled at Hargrave Military Academy where he attended prep school for the past year ... started for Hargrave Military Academy team which posted a 24-1 record ... team was upset in the semifinals of the National Prep Championships.

Charlotte Latin School

Averaged 19 points, 12 rebounds and four blocks as a senior at Charlotte Latin School ... shot 53 percent from the field ... was named First-Team All-Mecklenburg County ... high school team lost to eventual state champion Christ School in the first-round of the North Carolina state tournament, posting a 14-13 record ... averaged 19 points and 11 rebounds before suffering a broken wrist during

the first game of conference plays ... high school team posted a 22-7 record, won the conference crown and was ranked No. 3 in the state for private schools ... high school coaches were Jerry Faulkner and Lane Odom.

Personal

Born Oct. 29, 1989 in Charlotte, N.C. ... son of David and Marilyn Chadwick ... has an older sister, Bethany, and a younger brother, Michael ... father played at the University of North Carolina, graduating in 1971 and went on to play professionally in Europe ... Brown College.



7-2 | 263 | Fr.-HS
Cairo, Egypt
Modern English School
Omar Oraby

34


Extensive international experience as a member of Egypt's Junior National team ... one of the leading rebounders and shot blockers at FIBA's 2009 U19 World Championship played in New Zealand ... ranked fourth at the championship in rebounding, averaging 8.4 boards per game and was ninth in blocks, averaging 1.4 per contest ... additionally, averaged 11.9 points and shot 53.9 percent from the field over eight games played at the championship ... had double-doubles in Egypt's final two games, capped by a 24-point, 11-rebound effort against Kazakhstan ... also had a 13-point, 12-rebound game against Spain during the tournament ... in pool play, led Egypt with 15 points and had eight rebounds against Team USA ... played in the same championship as an Iranian team captained by current Rice forward Arsalan Kazemi.

A member of Egypt's 2008 FIBA Africa U18 Championship

team which won the African Cup with an 8-0 record ... averaged nine points and six rebounds during the championship ... junior national team was coached by Hesham Saleh.

Personal

Born Sept. 8, 1991 in Cairo, Egypt ... son of Tarek Saiid Oraby and Omneya Saad Gohar ... brother, Mohamed, played handball for the Egyptian National Team ... has an older sister, Mayar ... Brown College.



6-5 | 183 | Fr.-HS
Chicago, Ill.
Whitney Young Magnet HS
J.R. Reynolds

44

Averaged 10 points, five rebounds, three assists, one block and 0.8 steals per game as a senior ... member of Whitney Young High School team which lost in the finals of the Illinois Class 4A State Championship senior year ... team won the Red-West Conference championship ... the Dolphins posted a 23-6 record and were ranked among the top 10 teams in the nation for most of the 2009-10 season ... scored 25 points, going 6-for-8 from three-point range in a game against Al Raby High School ... a four-year honor roll student who was a member of National Honor Society ... had the highest GPA on Whitney Young's basketball team and was a Principal Scholar all four years of high school ... a member of the school's concert choir and gospel choir who was a state finalist in the Illinois High School Association (IHSA) vocal competition.

As a junior, played on Whitney Young team which captured

the State of Illinois 4A championship ... team also won the Red-West Conference championship ... averaged six points, three rebounds and two assists as a junior ... labeled a defensive stopper ... most memorable game of his junior year came at the Proviso West Tournament where against Zion Benton he scored 12, first-quarter points as he knocked down four straight three-pointers en route to a 16-point game ... high school coach was Tyrone Slaughter ... was active in National Honor Society and a four-year honor roll student.

Personal

Born Aug. 17, 1992 in Chicago ... son of Sandra Reynolds and James Reynolds, Jr. ... has two younger siblings, Kendall and Miles ... father played basketball at Wisconsin at Lacrosse ... has an interest in pursuing a career in investment banking ... Baker College.

Bryan Beasley 2007-08 Game-by-Game										
Date	Opponent	Min	FG-A	3FG-A	FT-A	Reb	A	BL	ST	PTS
N 13	at TCU	18	1-6	0-2	3-4	2	1	0	1	5
N 17	Duquesne	13	0-3	0-1	1-4	4	1	0	0	1
N 20	Richmond	7	1-1	1-1	0-1	1	0	0	0	3
N 27	UALR	8	0-1	0-0	0-0	1	0	0	0	0
N 30	v Eastern Ill.	17	0-1	0-1	0-2	2	0	0	0	0
D 1	v UL-Monroe	18	0-1	0-0	0-0	2	1	0	1	0
D 5	at Texas State	33	2-5	0-1	5-10	6	4	1	2	9
D 8	Texas	36	3-3	2-2	1-2	2	2	3	0	9
D 22	at Lamar	31	3-6	1-1	1-5	3	3	0	3	8
D 29	TCU	35	1-5	0-2	0-3	4	3	2	2	3
J 3	Vanderbilt	17	1-4	0-1	0-0	1	2	2	0	2
J 5	at Oklahoma	20	1-2	0-0	0-0	2	1	0	1	2
J 9	Marshall	22	0-1	0-1	0-1	0	1	0	1	0
J 12	at UTEP	26	1-6	1-2	0-0	4	1	0	1	3
J 16	Memphis	33	3-7	0-1	2-4	0	2	0	2	8
J 19	at Tulane	25	1-3	0-0	3-4	4	4	0	0	5
J 23	Houston	30	0-2	0-2	0-0	2	2	1	2	0
J 26	at USM	25	2-4	0-0	2-2	2	1	0	1	6
F 2	Tulane	31	1-6	0-1	1-2	1	3	0	2	3
F 6	at East Carolina	24	2-4	0-0	0-0	3	2	0	0	4
F 9	at SMU	28	0-3	0-1	0-0	1	0	1	0	0
F 13	UAB	7	0-1	0-0	0-0	0	1	0	1	0
F 16	UCF	8	0-1	0-1	0-0	0	0	0	0	0

F 20	at Tulsa	21	1-4	0-0	0-0	4	1	0	1	2
F 23	at Houston	36	1-2	1-2	0-0	3	3	0	1	3
M 1	at UCF	34	1-4	0-1	1-2	0	3	0	2	3
M 5	East Carolina	32	0-1	0-1	0-0	2	2	0	0	0
M 8	SMU	37	2-5	2-4	2-2	2	2	0	0	8
M 12	v USM	37	4-9	1-2	1-2	3	1	0	0	10

Bryan Beasley 2008-09 Game-by-Game										
Date	Opponent	Min	FG-A	3FG-A	FT-A	Reb	A	BL	ST	PTS
N 15	Portland State	9	2-2	1-1	2-2	1	0	0	0	7
N 20	v Cal Poly	13	2-2	2-2	0-0	2	4	0	0	6
N 21	at BYU	24	1-4	0-0	0-0	0	2	0	2	2
N 22	v. North Florida	17	3-5	2-4	1-2	2	1	1	1	9
N 25	Lamar	26	3-9	1-4	2-3	2	1	0	1	9
N 30	at Texas	19	0-0	0-0	2-2	1	2	0	0	2
D 4	UTSA	31	5-6	3-4	0-0	2	2	0	0	13
D 6	Texas State	32	5-6	1-1	2-4	5	4	1	1	13
D 17	Harvard	31	1-4	0-2	0-3	0	2	0	2	2
D 20	at Duquesne	17	1-2	1-2	0-0	1	1	0	1	3
D 22	Oklahoma	33	1-7	0-3	0-0	3	1	0	4	2
D 28	at UALR	26	1-6	0-1	3-4	4	3	0	0	5
D 31	Texas A&M	17	1-4	0-0	0-0	3	2	0	1	2
J 3	at Richmond	19	1-2	1-1	1-4	0	1	0	1	4
J 10	at Tulane	12	0-1	0-0	0-0	1	1	0	0	0
J 14	SMU	10	0-1	0-0	0-0	0	0	0	1	0

J 17	UCF	18	0-0	0-0	0-0	1	0	0	0	0
J 21	at Memphis	12	0-0	0-0	0-0	1	1	0	1	0
J 24	at UAB	20	1-7	0-2	2-3	2	2	0	0	4
J 28	Tulane	19	1-2	1-1	0-0	0	4	0	0	3
J 31	East Carolina	9	0-0	0-0	0-0	0	1	0	0	0
F 7	at Houston	5	0-3	0-1	0-0	1	0	0	0	0
F 11	Southern Miss	2	0-0	0-0	0-0	0	0	0	0	0
F 14	at East Carolina	4	0-0	0-0	2-2	1	1	0	0	2
F 18	UTEP	3	0-0	0-0	2-2	0	0	0	0	2
F 21	at SMU	11	0-1	0-1	0-0	0	2	0	0	0
F 25	at UCF	11	1-2	0-0	0-0	1	2	0	0	2
F 28	Houston	19	0-3	0-0	0-0	3	1	0	0	0
M 4	at Marshall	1-3	0-1	0-1	0-0	0	1	0	1	2
M 7	Tulsa	5	0-1	0-1	0-0	0	0	0	0	0
M 11	v Marshall	4	0-0	0-0	0-0	0	1	0	0	0
M 12	v Tulsa	12	1-3	0-1	1-2	1	0	0	1	3

Bryan Beasley 2009-10 Game-by-Game										
Date	Opponent	Min	FG-A	3FG-A	FT-A	Reb	A	BL	ST	PTS
N 13	Sacramento St.	11	1-4	1-3	1-2	1	0	0	0	4
N 15	HBU	13	1-5	0-2	0-0	3	0	0	0	2
N 19	at Arizona	4	0-0	0-0	0-0	1	0	0	0	0
N 24	Furman	7	1-1	0-0	1-2	0	0	0	1	3
N 29	Texas	2	0-0	0-0	0-0	0	0	0	0	0
D 2	at Harvard	12	0-0	0-0	1-4	2	0	0	0	1

D 16	Santa Clara	6	0-0	0-0	0-0	0	2	0	0	0
D 19	at LSU	4	0-0	0-0	0-0	1	0	0	0	0
D 23	at Lamar	10	0-0	0-0	0-0	1	0	0	0	1
D 29	McNeese State	5	0-0	0-0	0-0	0	0	0	0	0
J 2	at TCU	12	2-3	1-2	0-0	0	0	0	0	5
J 6	Houston	10	0-1	0-0	0-0	0	0	0	0	0
J 9	at UCF	3	0-1	0-0	0-0	0	1	0	0	5
J 13	at Tulane	13	2-5	1-2	0-0	1	1	0	0	5
J 16	Memphis	9	1-1	0-0	0-0	1	0	0	0	2
J 20	SMU	7	0-1	0-1	0-0	1	2	0	0	0
J 23	at Tulsa	6	1-1	0-0	0-0	1	0	0	0	2
J 30	at ECU	3	0-1	0-0	0-0	0	0	0	1	0
F 3	Tulane	1	0-0	0-0	0-0	0	0	0	0	0
F 6	UAB	1	0-0	0-0	0-0	0	0	0	0	0
F 8	TAMUI	7	0-2	0-2	2-2	0	0	0	1	2
F 13	at USM	11	1-3	0-1	0-0	1	0	0	0	2
F 20	ECU	17	2-4	1-3	2-2	2	0	0	1	7
F 24	Marshall	11	0-2	0-1	0-0	1	1	0	1	0
F 27	at UTEP	1	0-0	0-0	0-0	0	0	0	0	0

Suleiman Braimoh 2007-08 Game-by-Game

Date	Opponent	Min	FG-A	3FG-A	FT-A	Reb	A	BL	ST	PTS
N 13	at TCU	11	1-2	0-0	0-2	2	0	1	0	2
N 17	Duquesne	19	3-5	0-0	0-0	5	0	0	0	6
N 20	Richmond	20	2-2	0-0	1-2	4	0	0	0	5
N 27	UALR	6	0-1	0-0	0-0	0	0	0	0	0
N 30	v Eastern Ill.	10	0-3	0-0	2-2	2	0	0	2	2
D 1	v. UL-Monroe	13	1-1	0-0	0-0	0	1	0	0	2
D 5	at Texas State	11	4-5	0-0	0-0	3	0	0	0	8
D 8	Texas	15	1-2	0-0	0-1	2	0	0	2	2
D 22	at Lamar	9	1-3	0-0	0-1	1	0	0	0	2
D 29	TCU	11	2-5	0-0	3-3	6	0	0	0	7
D 31	at Texas A&M	18	0-3	0-0	0-0	4	0	1	0	0
J 3	at Vanderbilt	21	2-5	0-0	0-0	4	0	0	1	4
J 5	at Oklahoma	23	2-6	0-0	1-2	5	1	1	2	5
J 9	Marshall	28	5-8	0-0	0-0	5	2	1	0	10
J 12	at UTEP	24	1-4	0-0	0-1	3	3	0	0	2
J 16	Memphis	19	2-5	0-0	1-2	3	0	1	0	5
J 19	at Tulane	7	1-3	0-0	0-0	2	0	0	0	2
J 23	Houston	9	0-2	0-0	0-1	3	0	0	1	0
J 26	at USM	19	2-2	0-0	0-0	1	0	1	0	4
F 2	Tulane	18	2-4	0-0	2-6	2	1	0	1	6
F 6	at ECU	11	1-2	0-0	0-0	2	0	0	1	2
F 9	at SMU	11	1-1	0-0	0-0	3	0	0	1	2
F 13	UAB	9	1-1	0-0	0-0	0	0	0	0	2

F 16	UCF	30	3-7	0-0	5-6	12	1	0	0	11
F 20	at Tulsa	25	2-2	0-0	0-0	3	1	0	0	4
F 23	at Houston	15	1-1	0-0	4-4	6	2	0	0	6
M 1	at UCF	28	4-8	0-0	0-0	5	0	1	0	8
M 5	East Carolina	21	2-5	0-0	0-0	2	1	1	0	4
M 8	SMU	25	1-6	0-0	2-2	3	0	0	1	4
M 12	v USM	27	2-4	0-0	0-1	5	0	0	0	4

Suleiman Braimoh 2008-09 Game-by-Game

Date	Opponent	Min	FG-A	3FG-A	FT-A	Reb	A	BL	ST	PTS
N 15	Portland State	7	2-2	0-0	0-0	2	0	0	0	4
N 20	v. Cal Poly	12	2-4	0-0	0-0	4	0	1	0	4
N 21	at BYU	10	1-2	0-0	1-2	3	0	0	0	3
N 22	v. North Florida	8	1-1	0-0	1-2	3	1	0	1	3
N 25	Lamar	8	0-2	0-0	0-0	0	1	0	1	0
N 30	at Texas	13	2-3	0-0	0-0	6	1	1	1	4
D 4	UTSA	7	1-4	0-0	0-0	0	0	1	0	2
D 6	Texas State	3	1-2	0-0	2-2	1	0	0	0	4
D 17	Harvard	10	1-2	0-0	1-2	2	0	0	0	3
D 20	at Duquesne	18	3-6	0-0	6-7	4	0	1	0	12
D 22	Oklahoma	10	0-2	0-0	0-0	2	0	0	0	0
D 28	at UALR	13	3-5	0-0	0-0	7	0	0	0	6
D 31	Texas A&M	13	3-3	0-0	0-0	2	0	1	0	6
J 3	at Richmond	20	3-5	0-0	1-2	2	0	2	0	7
J 10	at Tulane	19	2-3	0-0	0-1	8	1	1	1	4

J 14	SMU	16	2-6	0-0	1-2	5	0	0	0	5	N 19	at Arizona	10	0-0	0-0	0-0	2	0	0	1	0	F 24	Marshall	6	0-2	0-0	1-3	1	0	0	1	1																																																																																															
J 17	UCF	10	1-2	0-0	5-6	3	0	0	1	7	N 24	Furman	14	4-6	0-0	0-0	7	0	3	2	8	F 27	at UTEP	18	5-9	0-0	0-1	5	1	0	0	10																																																																																															
J 21	at Memphis	17	2-7	0-0	3-5	2	1	0	1	7	N 29	Texas	21	6-9	0-0	0-0	3	1	1	1	12	M 3	at Houston	27	6-12	0-0	2-2	13	0	1	0	14																																																																																															
J 24	at UAB	17	2-4	0-0	0-0	2	0	1	0	4	D 2	at Harvard	14	2-6	0-0	0-0	5	0	0	0	4	M 6	UCF	21	4-6	0-0	0-1	8	0	1	1	8																																																																																															
J 28	Tulane	11	2-3	0-0	0-0	2	3	1	0	1	D 5	North Texas	8	0-1	0-0	0-0	3	1	0	1	0	M 10	v Tulsa	22	6-9	0-0	0-1	7	1	3	0	12																																																																																															
J 31	East Carolina	15	1-2	0-0	1-1	3	0	0	1	3	D 16	Santa Clara	18	2-6	0-0	2-2	5	2	0	3	6																																																																																																										
F 7	at Houston	11	2-3	0-0	0-2	2	0	0	0	4	D 19	at LSU	10	1-1	0-0	2-4	6	0	0	0	2																																																																																																										
F 11	Southern Miss	13	2-2	0-0	0-1	2	0	0	0	4	D 23	at Lamar	7	1-4	0-0	0-1	3	0	0	0	2																																																																																																										
F 14	at ECU	21	3-7	0-0	0-0	2	2	0	0	6	D 29	McNeese St.	9	2-4	0-0	0-0	1	0	1	0	4																																																																																																										
F 18	UTEP	28	2-5	0-0	0-1	8	1	1	0	4	J 2	at TCU	13	2-4	0-0	2-3	5	0	0	0	6																																																																																																										
F 21	at SMU	19	3-5	0-0	0-0	4	1	1	0	6	J 6	Houston	5	0-1	0-0	3-4	2	1	0	0	3																																																																																																										
F 25	at UCF	17	2-3	0-0	1-2	3	2	1	0	5	J 9	at UCF	11	1-2	0-0	0-3	3	1	1	0	2																																																																																																										
F 28	Houston	17	3-5	0-0	1-2	3	2	0	0	7	J 13	at Tulane	10	1-5	0-0	0-0	4	0	0	0	2																																																																																																										
M 4	at Marshall	18	3-4	0-0	0-3	3	5	0	1	6	J 16	Memphis	10	1-6	0-0	2-2	4	2	0	0	4																																																																																																										
M 7	Tulsa	10	2-2	0-0	1-2	2	0	0	0	5	J 20	SMU	8	1-2	0-0	0-0	3	0	0	0	2																																																																																																										
M 11	v Marshall	22	0-2	0-0	0-0	4	0	0	0	0	J 23	at Tulsa	17	1-2	0-0	1-2	2	0	0	2	3																																																																																																										
M 12	v Tulsa	16	2-2	0-0	0-1	0	0	0	1	4	J 30	at ECU	10	1-1	0-0	0-0	1	0	0	0	2																																																																																																										
<div>Suleiman Braimoh 2009-10 Game-by-Game</div> <table><tr><th>Date</th><th>Opponent</th><th>Min</th><th>FG-A</th><th>3FG-A</th><th>FT-A</th><th>Reb</th><th>A</th><th>BL</th><th>ST</th><th>PTS</th></tr><tr><td>N 13</td><td>Sacramento St.</td><td>15</td><td>5-5</td><td>0-0</td><td>0-2</td><td>7</td><td>2</td><td>0</td><td>0</td><td>10</td></tr><tr><td>N 14</td><td>USA</td><td>19</td><td>2-5</td><td>0-0</td><td>0-0</td><td>3</td><td>2</td><td>0</td><td>0</td><td>4</td></tr><tr><td>N 15</td><td>HBU</td><td>17</td><td>2-5</td><td>0-0</td><td>6-6</td><td>4</td><td>0</td><td>1</td><td>0</td><td>10</td></tr><tr><td colspan="11"></td></tr><tr><td colspan="11"></td></tr><tr><td colspan="11"></td></tr><tr><td colspan="11"></td></tr><tr><td colspan="11" rowspan="6"></td></tr></table>											Date	Opponent	Min	FG-A	3FG-A	FT-A	Reb	A	BL	ST	PTS	N 13	Sacramento St.	15	5-5	0-0	0-2	7	2	0	0	10	N 14	USA	19	2-5	0-0	0-0	3	2	0	0	4	N 15	HBU	17	2-5	0-0	6-6	4	0	1	0	10																																																								F 3	Tulane	7	1-1	0-0	0-0	2	0	0	1	2							
Date	Opponent	Min	FG-A	3FG-A	FT-A	Reb	A	BL	ST	PTS																																																																																																																					
N 13	Sacramento St.	15	5-5	0-0	0-2	7	2	0	0	10																																																																																																																					
N 14	USA	19	2-5	0-0	0-0	3	2	0	0	4																																																																																																																					
N 15	HBU	17	2-5	0-0	6-6	4	0	1	0	10																																																																																																																					
											F 6	UAB	3	0-1	0-0	0-0	0	1	0	0	0																																																																																																										
											F 8	TAMUI	6	0-0	0-0	0-2	3	0	0	0	0																																																																																																										
											F 13	at USM	16	0-2	0-0	0-0	1	0	1	0	0																																																																																																										
											F 17	at SMU	3	0-0	0-0	0-0	1	0	0	0	0																																																																																																										
											F 20	East Carolina	7	2-4	0-0	2-4	3	0	1	0	6																																																																																																										

Connor Frizzelle 2008-09 Game-by-Game

Date	Opponent	Min	FG-A	3FG-A	FT-A	Reb	A	BL	ST	PTS
N 15	Portland State	31	1-7	0-2	1-2	2	1	0	0	3
N 20	v Cal Poly	27	4-8	1-2	5-6	5	2	0	1	14
N 21	at BYU	17	2-6	0-4	0-0	3	0	0	0	4
N 22	v. North Florida	22	2-8	2-6	0-0	2	3	0	0	6
N 25	Lamar	30	4-12	0-5	10-11	4	1	0	2	18
N 30	at Texas	25	2-12	1-5	2-2	1	0	0	0	7
D 4	UTSA	20	3-4	0-0	1-1	1	1	0	2	7
D 6	Texas State	18	0-3	0-2	4-4	1	2	0	0	4
D 17	Harvard	20	3-7	1-4	4-4	1	0	0	3	11
D 20	at Duquesne	27	1-6	1-5	3-4	0	3	0	0	6
D 22	Oklahoma	18	2-8	1-4	0-0	4	1	0	0	5
D 28	at UALR	24	0-5	0-3	5-6	2	1	0	0	5
D 31	Texas A&M	27	3-5	1-1	0-0	2	0	0	2	7
J 3	at Richmond	13	0-1	0-0	8-8	4	0	0	0	8
J 10	at Tulane	14	1-2	0-1	0-0	0	1	0	0	2
J 14	SMU	22	4-6	3-4	2-2	3	2	0	0	13
J 17	UCF	29	4-8	2-5	4-4	2	2	0	0	14
J 21	at Memphis	33	3-9	3-4	7-8	9	2	0	0	16
J 24	at UAB	27	2-8	0-1	0-0	4	1	0	0	4
J 28	Tulane	31	4-11	1-3	0-1	5	3	0	0	9
J 31	East Carolina	34	4-10	3-4	1-2	3	5	0	1	12

F 7	at Houston	25	1-5	0-3	2-2	3	3	0	0	4
F 11	Southern Miss	38	7-13	6-9	4-4	2	4	0	0	24
F 14	at ECU	40	5-12	1-6	1-2	3	3	0	4	12
F 18	UTEP	25	1-5	1-3	0-0	4	2	0	0	3
F 21	at SMU	35	4-8	4-5	2-3	3	2	0	0	14
F 25	at UCF	33	5-9	3-5	0-0	2	3	0	2	13
F 28	Houston	31	1-8	0-5	0-0	1	2	0	1	2
M 4	at Marshall	31	2-5	0-2	0-0	4	1	0	0	4
M 7	Tulsa	33	1-8	0-4	2-2	2	0	0	2	4
M 11	v Marshall	32	4-5	3-4	3-4	4	1	0	2	14
M 12	v Tulsa	28	5-12	0-2	0-0	3	3	0	0	10

Connor Frizzelle 2009-10 Game-by-Game

Date	Opponent	Min	FG-A	3FG-A	FT-A	Reb	A	BL	ST	PTS
N 13	Sacramento St.	28	7-10	4-5	0-0	2	3	0	0	18
N 14	USA	40	6-10	5-5	0-0	3	3	0	0	17
N 15	HBU	30	2-9	1-4	4-4	0	4	0	1	9
N 19	at Arizona	32	3-12	1-5	0-0	3	0	0	1	7
N 24	Furman	27	4-7	1-3	0-0	0	2	0	1	9
N 29	Texas	36	0-10	0-2	0-0	4	3	0	1	0
D 2	at Harvard	32	2-6	2-3	1-2	0	2	0	0	7
D 5	North Texas	32	4-10	2-8	0-0	0	2	0	1	10
D 16	Santa Clara	38	4-9	4-7	4-6	3	5	0	2	16

D 19	at LSU	31	0-3	0-0	2-2	2	1	0	1	2
D 23	at Lamar	28	2-13	1-10	2-4	0	3	0	2	7
D 29	McNeese St.	26	6-13	3-7	2-2	4	2	0	0	17
J 2	at TCU	20	2-9	1-5	1-2	0	0	0	0	6
J 6	Houston	25	2-4	2-4	0-0	4	3	0	0	6
J 9	at UCF	23	2-5	1-2	0-0	2	0	0	0	5
J 13	at Tulane	19	1-4	0-1	0-0	0	4	0	0	2
J 16	Memphis	26	1-8	1-6	4-4	1	2	0	0	7
J 20	SMU	36	6-15	1-7	1-2	7	2	0	2	14
J 23	at Tulsa	18	0-6	0-2	6-6	3	1	0	0	6
J 30	at ECU	17	1-8	1-3	2-2	1	3	0	1	5
F 3	Tulane	27	4-13	2-7	1-1	2	1	0	0	11
F 6	UAB	30	4-7	1-4	1-2	2	1	0	1	10
F 8	TAMUI	27	4-9	1-4	3-3	3	0	0	1	12
F 13	at USM	21	1-3	0-2	2-2	3	2	0	1	4
F 17	at SMU	31	6-12	3-9	1-2	0	3	0	0	16
F 20	East Carolina	20	1-4	0-2	0-0	0	0	0	0	2
F 24	Marshall	21	3-5	2-3	3-4	0	1	0	1	11
F 27	at UTEP	15	3-9	2-6	0-0	0	0	0	1	8
M 3	at Houston	31	5-14	2-7	0-1	4	5	0	0	12
M 6	UCF	35	7-15	2-6	3-5	1	3	0	3	19
M 10	v Tulsa	35	6-14	5-6	0-0	3	2	0	0	17

Emerson Herndon 2008-09 Game-by-Game										
Date	Opponent	Min	FG-A	3FG-A	FT-A	Reb	A	BL	ST	PTS
N 20	v Cal Poly	6	1-4	0-0	0-0	2	0	0	0	2
N 21	at BYU	6	1-3	0-0	0-0	1	2	1	1	2
N 22	v North Florida	8	1-1	0-0	1-1	2	0	0	0	3
N 30	at Texas	2	0-0	0-0	0-0	0	0	0	0	0
D 17	Harvard	5	1-1	0-0	0-0	0	0	0	0	2
D 20	at Duquesne	2	0-1	0-0	0-0	0	0	0	0	0
J 3	at Richmond	1	0-0	0-0	0-0	0	0	0	0	0
J 14	SMU	3	0-1	0-0	0-0	1	0	0	0	0
J 17	UCF	2	0-0	0-0	0-0	1	0	0	0	0
J 21	at Memphis	11	1-2	0-0	1-4	1	1	0	0	3
J 24	at UAB	12	0-1	0-0	2-2	3	0	0	1	2
J 28	Tulane	7	0-1	0-0	0-0	2	0	0	0	0
J 31	East Carolina	7	2-4	0-0	1-2	2	1	0	0	5
F 7	at Houston	1	0-0	0-0	0-0	0	0	0	0	0
F 11	Southern Miss	2	1-1	0-0	0-0	0	0	0	0	2
F 14	at East Carolina	7	1-1	0-0	0-0	0	0	0	0	2
F 18	UTEP	9	0-2	0-0	0-0	1	0	1	0	0
F 21	at SMU	3	0-0	0-0	0-0	0	0	0	0	0
F 25	at UCF	4	1-1	0-0	0-0	4	0	1	0	2
M 4	at Marshall	2	0-1	0-0	0-0	1	0	0	0	0
M 7	Tulsa	12	2-4	0-0	3-4	6	0	0	0	7

Emerson Herndon 2009-10 Game-by-Game										
Date	Opponent	Min	FG-A	3FG-A	FT-A	Reb	A	BL	ST	PTS
N 13	Sacramento St.	9	2-2	0-0	3-4	2	0	1	1	7
N 14	USA	2	0-0	0-0	0-0	0	0	0	0	0
N 15	HBU	8	1-5	0-0	1-2	4	1	0	0	3
N 19	at Arizona	12	1-3	0-0	0-0	3	0	0	1	2
N 24	Furman	5	0-0	0-0	0-1	1	0	0	0	0
N 29	Texas	7	4-7	0-0	0-0	2	0	0	0	8
D 2	at Harvard	19	5-10	0-0	3-6	3	0	1	1	13
D 5	North Texas	10	2-5	0-0	0-0	2	0	0	0	4
D 16	Santa Clara	3	0-0	0-0	0-0	0	0	0	0	0
D 19	at LSU	8	1-3	0-0	0-2	1	0	1	0	2
D 23	at Lamar	6	0-1	0-0	1-2	1	0	0	0	1
J 2	at TCU	3	0-0	0-0	0-0	0	0	0	0	0
J 6	Houston	2	0-3	0-0	0-0	1	0	0	0	0
J 13	at Tulane	2	0-1	0-0	0-0	1	0	0	0	0
J 20	SMU	1	0-0	0-0	1-2	0	0	0	0	1
J 23	at Tulsa	3	0-1	0-0	0-0	0	0	0	0	0
F 3	2	1-1	0-0	0-0	1	0	0	0	0	2
F 6	UAB	5	0-1	0-0	0-0	0	1	0	0	0

Tamir Jackson 2009-10 Game-by-Game										
Date	Opponent	Min	FG-A	3FG-A	FT-A	Reb	A	BL	ST	PTS
N 13	Sacramento St.	24	1-7	1-3	0-0	1	5	0	3	3
N 14	USA	38	6-15	0-4	6-9	4	2	0	2	18
N 15	HBU	33	3-9	0-3	4-5	6	1	0	3	10
N 19	at Arizona	37	4-15	0-5	3-3	3	1	0	2	11
N 24	Furman	36	3-7	0-1	4-4	5	4	0	2	10
N 29	Texas	32	3-8	0-2	2-6	1	4	0	2	8
D 2	at Harvard	25	1-6	1-3	4-4	1	2	0	2	7
D 5	North Texas	36	6-13	1-2	0-0	8	5	0	0	13
D 16	Santa Clara	24	1-6	0-3	3-4	0	2	0	5	5
D 19	at LSU	30	9-15	1-2	0-1	3	2	0	1	19
D 23	at Lamar	29	6-14	1-4	2-2	4	0	0	5	15
D 29	McNeese St.	33	6-13	2-5	4-5	5	5	0	2	18
J 2	at TCU	22	2-5	0-2	0-2	2	6	0	1	4
J 6	Houston	32	6-12	1-3	6-7	4	3	0	0	19
J 9	at UCF	33	6-16	1-1	4-5	4	2	0	1	17
J 13	at Tulane	29	3-8	0-1	3-4	1	2	0	1	9

J 16	Memphis	33	2-8	1-1	5-6	1	4	0	0	10
J 20	SMU	31	1-5	0-2	3-6	4	5	0	5	5
J 23	at Tulsa	23	6-11	0-0	6-7	2	2	0	1	18
J 30	at ECU	28	6-14	2-2	4-5	0	3	0	1	18
F 3	Tulane	42	5-15	0-3	3-3	1	8	0	2	13
F 6	UAB	36	4-9	0-0	1-3	2	2	0	2	9
F 8	TAMUI	24	1-5	0-2	1-2	0	3	0	1	3
F 13	at USM	34	3-7	0-2	3-5	1	5	0	0	9
F 17	at SMU	28	1-5	0-1	1-3	0	1	0	0	3
F 20	ECU	36	7-16	1-4	7-10	2	3	0	2	22
F 24	Marshall	23	2-6	0-1	0-4	1	2	0	1	4
F 27	at UTEP	31	3-8	0-2	2-4	2	2	0	1	8
M 3	at Houston	32	3-9	0-2	4-6	1	7	0	3	10
M 6	UCF	25	0-5	0-3	3-8	0	0	0	0	3
M 10	vTulsa	29	5-13	0-2	3-4	0	1	0	2	13

Arsalan Kazemi 2009-10 Game-by-Game

Date	Opponent	Min	FG-A	3FG-A	FT-A	Reb	A	BL	ST	PTS
N 13	Sacramento St.	20	2-5	0-0	6-6	4	2	0	2	10
N 14	USA	15	0-2	0-0	2-4	3	0	0	1	2
N 15	HBU	16	3-6	0-0	0-1	4	0	1	1	6
N 19	at Arizona	24	5-7	0-0	3-3	10	1	2	0	13
N 24	Furman	17	2-2	0-0	1-2	9	0	2	0	5
N 29	Texas	24	4-6	0-0	0-1	9	0	0	2	8
D 5	North Texas	29	3-10	0-0	6-7	11	2	2	1	12

D 16	Santa Clara	20	4-8	0-0	4-5	7	2	0	4	12
D 19	at LSU	28	5-10	0-0	2-6	9	2	0	1	12
D 23	at Lamar	27	5-6	0-0	3-4	9	0	2	0	13
D 29	McNeese St.	29	5-7	0-0	6-12	10	1	0	2	16
J 2	at TCU	32	4-5	0-0	6-7	7	2	1	0	14
J 6	Houston	35	3-10	0-0	2-6	14	2	1	2	8
J 9	at UCF	25	2-3	0-0	4-8	5	0	1	1	8
J 13	at Tulane	31	4-8	0-0	3-4	8	1	1	2	11
J 16	Memphis	37	7-12	0-0	1-5	11	0	0	4	15
J 20	SMU	29	4-6	0-0	7-10	9	2	0	0	15
J 23	at Tulsa	28	3-6	0-0	2-2	11	2	0	1	8
J 30	at ECU	33	6-8	0-0	2-2	14	0	2	1	14
F 3	Tulane	38	6-8	0-0	7-8	13	3	1	4	19
F 6	UAB	27	5-7	0-0	5-7	13	3	3	0	15
F 8	TAMUI	30	5-6	0-0	8-14	12	2	2	0	18
F 13	at USM	29	0-3	0-0	4-8	6	1	1	1	4
F 17	at SMU	32	1-6	0-0	0-0	8	3	2	0	2
F 20	ECU	29	2-4	0-0	1-2	9	0	0	3	5
F 24	Marshall	25	2-8	0-0	1-4	7	1	0	2	5
F 27	at UTEP	35	4-6	0-0	4-10	7	1	0	1	12
M 3	at Houston	21	4-8	0-0	3-4	12	1	2	2	11
M 6	UCF	35	3-8	0-0	3-7	9	1	0	7	9
M 10	vTulsa	36	2-7	0-0	4-5	12	1	0	2	8

Lucas Kuipers 2008-09 Game-by-Game

Date	Opponent	Min	FG-A	3FG-A	FT-A	Reb	A	BL	ST	PTS
N 15	Portland State	19	1-3	1-2	0-0	1	0	0	0	3
N 20	v. Cal Poly	8	0-0	0-0	0-0	2	1	0	0	0
N 21	at BYU	20	2-9	2-6	0-0	1	0	0	0	6
N 22	v. North Florida	15	4-4	0-0	0-0	3	1	0	0	8
N 25	Lamar	24	4-10	1-3	0-0	5	0	0	1	9
N 30	at Texas	27	7-11	4-6	1-2	3	1	0	1	19
D 4	UTSA	37	6-13	0-1	2-3	8	0	2	1	14
D 6	Texas State	36	4-8	1-3	0-1	7	3	0	0	9
D 17	Harvard	28	6-11	0-0	2-4	10	1	0	0	14
D 20	at Duquesne	34	7-12	2-3	0-0	4	0	0	0	16
D 22	Oklahoma	24	1-4	0-1	2-2	3	0	1	0	4
D 28	at UALR	32	6-12	2-4	1-1	3	2	1	0	15
D 31	Texas A&M	28	1-7	0-5	3-4	1	1	0	0	5
J 3	at Richmond	22	1-1	1-1	0-0	1	0	0	0	3
J 10	at Tulane	13	2-7	1-4	0-0	3	0	1	1	5
J 14	SMU	22	4-5	0-1	2-5	6	0	0	0	10

Lucas Kuipers 2009-10 Game-by-Game										
Date	Opponent	Min	FG-A	3FG-A	FT-A	Reb	A	BL	ST	PTS
N 13	Sacramento St.	24	5-8	2-5	0-0	8	0	0	0	12
N 14	USA	27	4-7	3-5	0-0	4	0	0	0	11
N 15	HBU	22	1-7	0-3	0-0	7	1	1	0	2
N 19	at Arizona	28	2-12	1-7	4-4	8	0	0	0	9
N 24	Furman	16	2-5	1-3	0-0	1	2	0	0	5
N 29	Texas	17	2-3	1-2	0-0	4	1	0	1	5
D 2	at Harvard	18	2-3	1-2	0-0	1	1	0	0	5
D 5	North Texas	20	5-9	1-3	0-0	4	0	0	0	11
D 16	Santa Clara	16	1-6	0-3	0-0	6	1	0	0	2
D 19	at LSU	16	0-5	0-3	2-2	0	1	0	1	2
D 23	at Lamar	19	2-4	1-2	0-0	2	1	1	0	5
D 29	McNeese St.	17	4-6	1-2	0-0	6	1	0	0	9
J 2	at TCU	21	2-9	2-7	0-0	1	1	0	0	6
J 6	Houston	17	1-4	1-2	2-2	0	1	0	0	5
J 9	at UCF	24	2-9	1-5	0-0	5	2	0	0	5
J 13	at Tulane	23	5-8	1-3	0-0	3	0	1	1	11
J 16	Memphis	22	2-6	0-3	3-3	1	0	2	1	7
J 20	SMU	31	5-11	3-8	2-2	4	0	0	1	15
J 23	at Tulsa	34	3-8	1-4	0-0	1	1	0	0	7
J 30	at ECU	33	3-10	2-7	2-2	4	5	0	0	10
F 3	Tulane	19	1-3	1-2	0-0	1	0	0	1	3
F 6	UAB	17	2-4	2-3	0-0	1	0	0	0	6
F 8	TAMUI	33	5-10	3-6	2-4	4	2	0	1	15

F 13	at USM	22	4-7	2-4	2-4	1	0	0	0	12
F 17	at SMU	37	6-16	5-13	2-2	7	2	0	0	19
F 20	East Carolina	37	5-11	1-6	3-4	5	1	2	1	14
F 24	Marshall	31	5-15	1-7	3-4	8	0	0	2	14
F 27	at UTEP	29	2-5	1-4	0-0	0	4	0	3	5
M 3	at Houston	31	2-7	2-5	2-2	4	0	0	1	8
M 6	UCF	21	0-4	0-1	0-0	3	1	0	0	0
M 10	vTulsa	28	3-7	2-5	0-0	2	0	0	0	

Cory Pflieger 2005-06 Game-by-Game										
Date	Opponent	Min	FG-A	3FG-A	FT-A	Reb	A	BL	ST	PTS
N 18	at Marquette	10	2-4	2-4	0-0	2	0	0	0	6
N 19	v. IUPUI	19	2-7	2-7	1-2	1	0	0	0	7
N 22	NM Highlands	14	1-3	1-3	2-3	0	0	0	0	5
N 26	at Oregon	9	2-5	1-4	0-0	1	1	0	1	5
N 29	Prairie View	21	2-4	2-4	2-2	2	3	0	2	8
D 3	Utah	14	0-2	0-1	1-2	1	2	0	0	1
D 5	Texas	13	0-4	0-2	2-2	4	2	0	1	2
D 15	PBAU	15	4-8	1-4	4-5	9	0	0	1	13
D 17	at Arkansas	9	0-1	0-1	0-0	1	1	0	0	0
D 21	Texas Southern	20	2-5	2-5	0-0	1	0	0	1	6
D 30	at Murray State	19	1-7	0-2	0-1	1	4	0	1	2
J 2	Yale	17	3-5	3-5	0-0	4	0	0	0	9
J 5	Princeton	7	0-1	0-1	0-0	0	0	0	0	0
J 11	Houston	7	1-1	1-1	0-0	2	0	0	0	3

J 14	at Tulane	4	0-1	0-1	0-0	0	0	0	0	0
J 18	UAB	4	0-0	0-0	0-1	3	0	0	0	0
J 21	at SMU	3	0-2	0-1	0-0	0	0	0	0	0
J 28	Tulane	3	0-0	0-0	0-0	0	0	0	0	0
F 11	at Tulsa	1	0-0	0-0	0-0	0	0	0	0	0
F 15	East Carolina	6	1-4	0-2	0-0	0	0	0	0	2
F 25	UCF	3	0-0	0-0	0-2	0	0	0	1	0
M 8	vSMU	10	1-3	1-3	0-0	1	0	0	1	3

Cory Pflieger 2006-07 Game-by-Game										
Date	Opponent	Min	FG-A	3FG-A	FT-A	Reb	A	BL	ST	PTS
N 11	Paul Quinn	17	6-8	4-5	1-3	1	1	0	0	17
N 14	v Gonzaga	23	2-3	2-3	0-0	2	1	0	0	6
N 15	v Colorado St.	16	3-4	3-3	3-4	1	1	0	0	12
N 18	North Texas	24	1-6	0-3	0-0	4	3	0	0	2
N 20	Oregon	28	4-10	2-7	0-0	4	3	0	3	10
N 25	at Utah	28	2-8	2-6	0-0	2	3	0	1	6
D 2	UT-Permian Basin	25	2-8	0-5	0-0	2	1	0	1	4
D 6	Lamar	15	1-2	1-2	0-0	4	1	0	0	3
D 20	Prairie View	19	2-5	1-4	2-2	3	2	0	0	7
D 28	vBelmont	21	2-5	2-4	0-0	3	2	0	1	6
D 29	vW. Carolina	14	3-7	3-7	0-0	2	2	0	0	9
J 2	Vanderbilt	15	1-5	0-4	0-0	0	0	0	0	2
J 6	at Princeton	20	1-4	1-4	2-2	1	1	0	0	5
J 10	Tulane	12	3-6	3-5	0-0	0	0	0	1	9

J 13	at ECU	19	2-4	1-2	1-2	3	1	0	0	6
J 17	Houston	18	2-5	2-4	0-0	2	2	0	3	6
J 20	at UCF	16	2-5	2-5	0-0	4	2	0	0	6
J 24	UTEP	20	6-8	3-5	0-0	3	1	0	0	15
J 27	at Tulane	19	0-1	0-1	1-2	1	0	0	1	1
J 31	at Houston	17	0-2	0-2	1-2	2	1	0	0	1
F 3	East Carolina	13	1-3	1-3	0-0	1	0	0	0	3
F 7	Southern Miss	25	3-5	2-3	0-0	3	1	0	1	8
F 10	at SMU	15	1-2	1-2	0-2	1	0	0	0	3
F 14	at UAB	29	6-9	5-8	0-0	4	1	0	1	17
F 17	UCF	17	0-3	0-3	0-0	3	0	0	0	0
F 22	at Memphis	18	4-6	2-4	0-0	2	2	0	0	10
F 24	SMU	17	2-5	1-3	0-0	2	1	0	0	5
F 28	at Marshall	16	3-6	2-4	0-0	2	2	1	0	8
M 3	Tulsa	10	0-0	0-0	0-0	1	1	0	1	0
M 7	v UTEP	17	3-4	2-3	1-2	1	2	0	0	9
M 8	v UCF	10	0-1	0-1	0-0	2	0	0	0	0
M 9	v Houston	7	1-2	1-2	2-2	1	1	0	0	5

Cory Pflieger 2007-08 Game-by-Game

Date	Opponent	Min	FG-A	3FG-A	FT-A	Reb	A	BL	ST	PTS
N 13	at TCU	24	1-7	1-2	2-2	3	0	0	1	5
N 17	Duquesne	29	2-9	1-7	0-0	6	3	0	2	5
N 20	Richmond	30	5-10	4-9	0-0	5	2	0	0	14
N 27	UALR	35	4-8	4-7	1-2	1	0	0	1	13
N 30	v Eastern Ill.	14	1-3	1-3	0-0	4	0	0	0	3

Cory Pflieger 2008-09 Game-by-Game

Date	Opponent	Min	FG-A	3FG-A	FT-A	Reb	A	BL	ST	PTS
N 15	Portland State	34	6-9	3-5	2-5	2	4	0	2	17
N 20	v Cal Poly	36	5-8	3-4	4-6	5	5	0	1	17
N 21	at BYU	28	1-4	1-3	1-2	3	2	0	0	4
N 22	v North Florida	31	5-11	4-8	0-0	5	2	0	2	14
N 25	Lamar	32	0-6	0-5	0-0	6	2	0	2	0
N 30	at Texas	34	2-10	1-8	1-1	8	3	0	0	6
D 4	UTSA	31	7-9	2-3	5-6	6	2	0	0	21
D 6	Texas State	39	8-15	5-10	7-7	5	3	0	3	28
D 17	Harvard	29	3-11	1-4	0-1	7	2	0	0	7
D 20	at Duquesne	28	4-9	3-7	0-0	5	2	0	0	11
D 22	Oklahoma	38	6-12	3-8	2-2	2	4	0	1	17
D 28	at UALR	23	2-6	2-4	0-0	2	2	0	0	6
D 31	Texas A&M	28	1-6	1-4	2-2	7	1	0	0	5
J 3	at Richmond	24	1-5	1-2	0-0	1	0	0	1	3
J 10	at Tulane	34	2-8	1-4	0-0	1	2	0	0	5

J 14	SMU	28	2-7	2-6	2-2	4	4	0	1	8
J 17	UCF	35	2-10	2-10	2-3	2	4	0	1	8
J 21	at Memphis	20	0-1	0-1	0-0	3	0	0	2	0
J 24	at UAB	16	0-3	0-0	0-0	1	0	0	0	0
J 28	Tulane	25	2-5	1-3	1-2	2	2	0	0	6
J 31	East Carolina	32	3-8	1-4	1-2	2	1	0	0	8
F 7	at Houston	26	2-6	2-4	0-0	2	2	0	1	6
F 11	Southern Miss	34	6-8	5-6	1-2	2	4	1	0	18
F 14	at ECU	32	3-8	1-4	1-2	2	1	0	0	8
F 18	UTEP	30	2-7	1-6	0-0	1	3	0	0	5
F 21	at SMU	27	2-6	1-5	0-0	4	2	0	0	5
F 25	at UCF	27	1-3	1-3	0-0	0	0	1	2	3
F 28	Houston	26	2-4	1-2	2-3	6	1	0	0	7
M 4	at Marshall	31	2-4	1-1	0-0	1	3	0	0	5
M 7	Tulsa	23	4-7	2-5	0-0	4	2	0	0	10
M 11	v Marshall	11	0-2	0-2	0-0	3	0	0	0	0
M 12	v Tulsa	29	3-11	2-9	0-0	8	3	0	1	8

Stuart Pirri 2009-10 Game-by-Game

Date	Opponent	Min	FG-A	3FG-A	FT-A	Reb	A	BL	ST	PTS
D 23	at Lamar	1	0-1	0-1	0-0	0	0	0	0	0
J 2	at TCU	1	0-0	0-0	0-0	0	1	0	0	0
J 6	Houston	1	0-0	0-0	0-0	0	0	0	0	0
F 8	TAMUI	3	0-1	0-1	0-0	0	0	0	0	0
F 24	Marshall	2	0-0	0-0	0-0	0	0	0	0	0

Nate Schwarze 2008-09 Game-by-Game										
Date	Opponent	Min	FG-A	3FG-A	FT-A	Reb	A	BL	ST	PTS
N 21	at BYU	9	1-2	1-2	1-2	0	0	0	1	4
N 22	v North Florida	9	0-1	0-1	0-0	2	3	0	0	0
N 25	Lamar	3	0-1	0-1	0-0	0	0	0	0	0
N 30	at Texas	2	0-0	0-0	0-0	0	0	0	0	0
D 6	Texas State	2	0-0	0-0	0-0	0	0	0	0	0
D 17	Harvard	8	0-0	0-0	0-0	0	0	0	0	0
D 20	at Duquesne	5	0-0	0-0	0-0	2	3	0	0	0
D 22	Oklahoma	1	0-0	0-0	0-0	0	0	0	0	0
D 31	Texas A&M	0	0-0	0-0	0-0	0	0	0	0	0
J 3	at Richmond	2	1-2	0-0	0-1	0	0	0	1	2
J 10	at Tulane	0	0-0	0-0	0-0	0	0	0	0	0
J 17	UCF	3	0-0	0-0	0-0	0	0	0	0	0
J 21	at Memphis	5	0-0	0-0	0-2	1	0	0	0	0
J 24	at UAB	11	0-0	0-0	0-0	1	0	0	0	0
J 28	Tulane	2	0-0	0-0	0-0	1	0	0	0	0
F 14	at ECU	0	0-0	0-0	0-0	0	0	0	0	0
F 18	UTEP	3	0-0	0-0	0-0	0	0	0	0	0
F 21	at SMU	0	0-0	0-0	0-0	0	0	0	0	0
F 28	Houston	1	0-0	0-0	0-0	0	0	0	0	0
M 4	at Marshall	1	0-0	0-0	0-0	0	0	0	0	0
M 7	Tulsa	0	0-0	0-0	0-0	0	0	0	0	0
M 12	v. Tulsa	5	0-0	0-0	0-0	0	2	0	0	0

Nate Schwarze 2009-10 Game-by-Game										
Date	Opponent	Min	FG-A	3FG-A	FT-A	Reb	A	BL	ST	PTS
N 13	Sacramento St.	4	0-1	0-0	0-0	1	1	0	1	0
N 15	HBU	4	0-0	0-0	0-0	0	0	0	1	0
D 2	at Harvard	7	0-0	0-0	0-0	0	1	0	1	0
D 5	North Texas	3	0-0	0-0	0-0	1	0	0	0	0
D 19	at LSU	1	0-0	0-0	0-0	0	0	0	0	0
D 23	at Lamar	2	1-1	1-1	0-0	0	0	0	0	3
D 29	McNeese St.	7	0-1	0-1	0-0	0	1	0	0	0
J 2	at TCU	7	0-1	0-1	0-0	1	0	0	0	0
J 6	Houston	5	0-0	0-0	0-0	1	0	0	1	0
J 9	at UCF	21	0-1	0-1	0-0	0	1	0	3	0
J 13	at Tulane	12	0-3	0-1	0-0	1	1	0	0	0
J 16	Memphis	9	0-0	0-0	0-0	2	0	0	0	0
J 20	SMU	3	0-0	0-0	0-0	0	0	0	0	0
J 23	at Tulsa	1	0-0	0-0	0-0	0	0	0	0	0
J 30	at ECU	18	0-0	0-0	0-0	2	1	0	1	0
F 3	Tulane	14	0-1	0-1	0-0	1	0	0	0	0
F 6	UAB	8	0-0	0-0	0-0	2	1	0	0	0
F 8	TAMUI	18	0-0	0-0	0-0	1	3	0	1	0
F 13	at USM	1	0-0	0-0	0-0	0	0	0	0	0
F 17	at SMU	9	0-0	0-0	0-0	1	1	0	0	0
F 20	East Carolina	4	0-1	0-1	0-0	1	2	0	0	0
F 24	Marshall	7	0-1	0-0	0-0	2	0	0	2	0

M 3	at Houston	3	1-1	1-1	0-0	0	0	0	0	3
M 6	UCF	6	0-0	0-0	0-0	0	1	0	2	0
M 10	v Tulsa	1	0-0	0-0	0-0	0	0	0	0	0

Trey Stanton 2008-09 Game-by-Game										
Date	Opponent	Min	FG-A	3FG-A	FT-A	Reb	A	BL	ST	PTS
N 15	Portland State	23	5-7	0-0	4-4	3	3	0	0	14
N 20	v. Cal Poly	17	1-3	0-0	0-0	3	1	0	0	2
N 21	at BYU	19	2-4	1-1	2-2	2	0	0	0	7
N 22	v. North Florida	17	2-3	0-1	2-7	7	1	0	0	6
N 25	Lamar	14	1-2	0-0	0-0	2	0	0	0	2
N 30	at Texas	22	2-4	0-0	3-5	4	1	1	1	7
D 4	UTSA	23	3-6	0-0	0-1	5	2	1	0	6
D 6	Texas State	22	4-8	0-0	0-1	5	0	0	0	8
D 17	Harvard	20	2-5	0-0	2-3	2	3	0	1	6
D 20	at Duquesne	21	0-3	0-0	1-4	4	4	1	0	1
D 22	Oklahoma	26	2-6	0-1	2-2	9	0	1	2	6
D 28	at UALR	23	4-5	0-0	2-4	7	1	0	0	10
D 31	Texas A&M	13	1-3	0-1	0-0	1	2	0	0	2
J 3	at Richmond	21	3-7	0-0	0-0	3	1	0	0	6
J 10	at Tulane	28	2-6	0-0	4-4	7	1	3	0	8
J 14	SMU	29	6-8	0-0	0-1	5	2	1	0	12
J 17	UCF	34	3-6	0-2	2-3	4	1	0	0	8
J 21	at Memphis	26	3-6	0-1	1-2	4	2	0	0	7
J 24	at UAB	17	2-7	0-0	1-3	5	0	0	0	5

J 28	Tulane	25	2-5	0-0	0-0	4	1	1	0	4
J 31	East Carolina	20	1-7	0-0	3-4	10	1	2	0	5
F 7	at Houston	30	5-11	2-4	1-1	11	2	1	0	13
F 11	Southern Miss	31	2-7	0-1	0-0	2	2	3	1	4
F 14	at East Carolina	42	8-15	4-6	1-2	5	5	1	0	21
F 18	UTEP	36	9-11	2-3	0-0	10	1	1	0	20
F 21	at SMU	25	2-9	1-3	1-2	6	2	1	1	6
F 25	at UCF	37	6-11	2-5	0-0	6	0	0	0	14
F 28	Houston	36	7-16	2-5	2-2	10	0	2	0	18
M 4	at Marshall	33	7-10	2-2	0-0	4	1	0	0	16
M 7	Tulsa	36	3-9	0-3	3-7	3	5	0	1	9
M 11	v. Marshall	20	2-5	0-1	1-2	5	1	1	0	5
M 12	v. Tulsa	21	1-1	0-0	5-5	3	0	1	1	7

Trey Stanton 2009-10 Game-by-Game

Date	Opponent	Min	FG-A	3FG-A	FT-A	Reb	A	BL	ST	PTS
N 13	Sacramento St.	17	1-3	1-3	1-2	5	2	0	2	4
N 14	USA	19	2-7	0-1	1-1	5	0	0	3	5
N 15	HBU	21	1-5	0-0	6-6	2	1	0	0	8
N 19	at Arizona	19	0-3	0-0	0-0	1	1	3	0	0
N 24	Furman	32	9-15	1-2	4-6	9	3	0	2	23
N 29	Texas	21	4-9	0-1	2-2	4	0	0	0	10
D 2	at Harvard	24	4-6	0-0	5-6	3	0	1	1	13
D 5	North Texas	28	2-6	0-2	1-2	4	0	0	0	5
D 16	Santa Clara	32	5-9	2-4	2-2	2	2	0	2	14

D 19	at LSU	17	0-5	0-2	0-0	1	0	0	0	0
D 23	at Lamar	35	4-10	1-2	1-2	5	1	2	1	10
D 29	McNeese St.	25	1-8	0-2	0-0	1	1	2	1	2
J 2	at TCU	24	2-6	1-4	0-2	8	1	2	0	5
J 6	Houston	24	3-6	2-2	2-2	3	0	0	0	10
J 9	at UCF	23	5-9	1-2	3-3	5	1	0	0	14
J 13	at Tulane	14	3-4	1-1	2-2	4	0	0	0	9
J 16	Memphis	30	6-12	2-3	4-4	7	1	0	1	18
J 20	SMU	26	2-9	1-4	2-4	5	1	1	0	7
J 23	at Tulsa	37	4-11	1-3	2-2	9	1	0	0	11
J 30	at ECU	34	8-12	2-5	0-1	8	1	2	1	18
F 3	Tulane	37	5-12	2-4	4-4	3	3	0	0	16
F 6	UAB	32	5-14	1-3	1-2	9	2	1	0	12
F 8	TAMUI	25	5-12	3-4	3-6	9	0	0	0	16
F 13	at USM	24	2-4	0-1	0-1	2	0	1	0	4
F 17	at SMU	26	6-7	1-2	0-0	3	1	0	1	13
F 20	East Carolina	26	2-9	0-3	2-2	6	0	0	1	6
F 24	Marshall	20	0-7	0-4	0-0	3	0	0	0	0
F 27	at UTEP	15	0-4	0-1	0-0	2	1	1	0	0
M 10	v Tulsa	13	1-5	0-2	0-0	3	0	0	0	2



Head Coach
Alma Mater | Wisconsin, 1975
Ben Braun

With two highly-touted recruiting classes and a group of returning veterans still dominated by a nucleus of underclassmen, Ben Braun begins his third season at Rice University.

In his second year, Rice fielded a team which featured just one senior along with three juniors. The program had welcomed one of the school's top recruiting classes prior to the 2009-10 season, and the Owls' freshman class accounted for 53 starts during the year.

ESPN.com ranked the Owls' 2008 signing class No. 3 among NCAA Division I mid-major programs while Rivals.com ranked the program's early signing class among its Top 10 for mid-majors.

Freshman guard Tamir Jackson led the Owls in scoring while freshman forward Arsalan Kazemi led the squad in rebounding. It was the first time since the 2001-02 season that a freshman had led the Owls in either scoring or rebounding. Kazemi was selected to the Conference USA All-Freshman Team.

Off the court, Rice had two players named to Conference USA's All-Academic Team. Rice is one of only two schools in the league to have at least one All-Academic Team selection in each of the past four seasons. Rice had four student-athletes named to the Conference USA Commissioner's Honor Roll.

Braun's inaugural 2008-09 Rice team more than tripled its total victories from the previous season. The Owls won on the road for the first time in two years and notched a win over a higher-seeded team at the Conference USA Tournament.

Six student-athletes from the 2008-09 squad were named to the Conference USA Commissioner's Honor Roll while senior Aleks Perka was named the league's Scholar Athlete for men's basketball. The academic success, notably Perka's recognition, continued a standard for Braun-coached student-athletes.

Through the 2009-10 season and dating back to his 12 seasons as the head coach at the University of California, Braun has had 18 players named to conference all-academic teams.

One of the winningest active Division I coaches, Braun has more than 30 years of head coaching experience and has had unequaled success everywhere he has been. He begins his third season at Rice with a 570-434 overall record (.568).

During his 12-year tenure at Cal, Braun directed the Bears to five NCAA Tournament berths and three trips to the NIT. He led the 1998 Bears to a berth in the NCAA Sweet 16 and to an NIT championship in 1999.

In his final season at Cal, Braun coached the Bears to the second round of the NIT before losing to eventual champion Ohio State.

While at the University of California, two of his players earned Pac-10 Player of the Year honors – Ed Gray in 1997 and Sean Lampley in 2001 – while Leon Powe was the 2004 Pac-10 Freshman of the Year. Overall, Braun's players received All-Pac-10 status nine times, Pac-10 All-Freshman notice on seven occasions and Pac-10 All-Academic accolades 15 times.

As a result of his success, not only at Cal, but during previous head coaching stops at Eastern Michigan and Siena Heights, Braun heads into his third season at Rice ranked 15th among all active Division I coaches with his 570 career victories. He ranks in the Top 50 on the NCAA's list of all-time winningest Division I men's basketball coaches by victories (No. 46).

Braun was 219-154 in his 12 seasons at Cal.

The 1997 Pac-10 Coach of the Year and a finalist for the 2003 Naismith National Coach of the Year, Braun has posted a 562-411 career record. He finished his Cal career second only to Nibs Price (1925-54, 449-294) in both longevity and wins and his Cal winning percentage of .587 was the best at the school since Hall of Famer Pete Newell guided the Bears to a 119-44 mark from 1955-60.

Generally regarded as one of college basketball's top teachers and strategists, Braun brought his energetic style of coaching to Cal in September, 1996. During his initial season, Braun took a team that was predicted to finish in the conference's lower half, molded it into one that tied for second in the league and reached the NCAA Sweet 16 with tournament victories over Princeton and Villanova. In addition, the 23-9 overall mark gave Braun a school record for most wins by a Bear coach in his first year with the program.

In 1998-99, Braun's club became the first Cal team ever to beat three Top 10 schools in the same season with victories over North Carolina, UCLA and Arizona during the course of the year. Then, after earning a bid to the NIT, the Bears went on a 5-0 run to capture the title – Cal's first postseason tournament championship since the Bears won the 1959 NCAA crown. Cal finished the 1998-99 campaign with a 22-11 record.

A year later, Braun took a freshman-dominated squad back to the postseason as the Bears reached the quarterfinals of the NIT. On Jan. 15, 2000, he picked up his 400th career victory with a 71-65 win at Oregon State. In 2000-01, the Bears returned to the NCAA Tournament and finished with a 20-11 record. Lampley – Braun's first recruit at Cal – became the school's all-time leading scorer late in his senior campaign with 1,776 points.

The Bears again won 23 games and tied for second in the Pac-10 race in 2001-02. Cal reached the semifinals of the conference tournament by defeating UCLA in the opening round and earned a No. 6 seed in the NCAA playoffs, where the Bears toppled Penn

before falling to Pittsburgh.

In 2003, Cal reached the second round of the NCAA Tournament behind All-Pac-10 forwards Joe Shipp and Amit Tamir. Shipp ended his career holding third place on the Bears' all-time scoring list, while teammate Brian Wethers finished in the No. 15 position.

Behind tournament MVP Leon Powe, Cal defeated USC and Oregon to reach the Pac-10 Tournament final for the first time ever in 2006. The Bears then earned a No. 7 regional seed in the NCAA Tournament and finished the year with a 20-11 mark. On Nov. 21, 2005, Cal defeated Long Beach State, 88-69, to give Braun his 500th career win.

Braun's 2007 Cal team fought off injuries to a pair of key post players to reach the semifinals of the Pac-10 Tournament for the fourth time in six years. The Bears upset top-seed and fourth-ranked UCLA, 76-69, in overtime in the quarterfinals, and freshman Ryan Anderson was voted to the all-tournament team.

Twice during his final season at Cal, the Bears defeated nationally-ranked opponents, including a 69-64 upset on the road of ninth-ranked Washington State. Sophomore Ryan Anderson was an all Pac-10 selection.

At age 56, Braun already has 33 years of experience as a head coach, including 11 highly-successful years at Eastern Michigan, where he guided the Eagles to four postseason berths, including three NCAA appearances. During his tenure there, Braun accumulated a record of 185-132, averaging almost 18 wins per season, and was named Mid-American Conference Coach of the Year three times.

In addition, Braun coached at Siena Heights College for eight years and took the NAIA school to a 148-103 record and five postseason tournaments.

Braun's players proved to be successful both on the court and in the classroom, with Golden Bears earning Pac-10 All-Academic recognition 15 times under his direction. In 2001, three players – Morgan Lingle, Dennis Gates and Ryan Forehan-Kelly – were first-team selections, while Donte Smith was an honorable mention pick which gave Cal more than twice as many all-academic members as any other school in the conference. The Bears had at least one all-academic pick in each of Braun's last eight years heading the program.

Braun began his career as an assistant coach at Park High School in Racine, Wis. Within two years, he accepted the head coaching job at Siena Heights. After an 8-21 debut season in 1977-78, his teams posted a 140-82 record over the next seven years, including four 20-win campaigns. His squads qualified for National Association of Intercollegiate Athletics (NAIA) postseason tournaments five times. During his time at Siena Heights, he not only coached, but also taught English at the school. In the summer of 1999, Braun was inducted into the first class of the Siena Heights Athletic Hall of Fame.

Braun accepted the position of associate head coach at Eastern Michigan prior to the start of the 1985-86 season, but midway through the year, on Jan. 15, 1986, he was elevated to interim head

coach. Success came quickly and within two years he had the Eagles in the NCAA Tournament for the first time in school history.

In 1989, Braun served as head coach of the U.S. men's basketball team at the Maccabiah Games. He took an internationally-inexperienced squad to the championship round before bowing to the host Israeli team in the final.

During his career, Braun has coached 17 players who were drafted or went on to play in the NBA. Among the players on that list are Powe, who won an NBA World Championship with the Boston Celtics in 2008, Sean Marks of the New Orleans Hornets and the Orlando Magic's Ryan Anderson. Braun also coached Tony Gonzalez who has gone on to an All-Pro career in the NFL playing for the Kansas City Chiefs and now the Atlanta Falcons. While at Eastern Michigan, he coached both Grant Long and Earl Boykins.

Braun is also on the short list of nine NCAA coaches who have had four or more former assistants who are now Division I coaches. Braun is tied for second on the list with Connecticut's Jim Calhoun., Kentucky's John Calipari and Louisville's Rick Pitino. All four coaches have six former assistants now serving as head coaches at the Division I level. Arizona State's Herb Sendek has eight former assistants currently serving as head coaches.

Former assistant coaches on Braun staffs who are now Division I head coaches include Akron's Keith Dambrot; Murray State's Billy Kennedy; San Jose State's George Nessman; New Orleans' Joe Pasternack; Eastern Michigan's Charles E. Ramsey and Cleveland State's Gary Waters.

A native of Chicago, Braun graduated from New Trier High School, where he starred in both basketball and baseball. He went on to play one year of basketball at the University of Wisconsin-LaCrosse before he transferred to the University of Wisconsin-Madison. He earned a teaching degree in English in June of 1975 with a minor in African-American Studies. Five years later, he earned his master's degree in guidance and counseling from Siena Heights.

Braun and wife Jessica welcomed the arrival of their son, Julius (2).

Winningest Active D-1 Coaches by Victories

No.	Coach	Team	Won
1.	Mike Krzyzewski	Duke	868
2.	Jim Boeheim	Syracuse	829
3.	Jim Calhoun	Connecticut	823
4.	Bob Huggins	West Virginia	670
5.	Gary Williams	Maryland	649
6.	Jerry Slocum	Youngstown State	629
7.	Homer Drew	Valparaiso	617
8.	Roy Williams	North Carolina	614
9.	Bo Ryan	Wisconsin	600
10.	Mike Montgomery	California	593
11.	Cliff Ellis	Coastal Carolina	586
12.	Larry Hunter	Western Carolina	581
13.	Rick Byrd	Belmont	580
14.	Rick Pitino	Louisville	572
15.	Ben Braun	Rice	570

Ben Braun's Coaching Record

Sienna Heights

Year	Overall	Pct.
1977-78	8-21	.276
1978-79	24-6	.800
1979-80	21-11	.656
1981-82	19-13	.594
1982-83	21-12	.637
1983-84	15-14	.517
1984-85	18-15	.545
Totals	148-103	.590

Professional Recognition | **1982 Michigan NAIA Coach of the Year**

Eastern Michigan

Year	Overall	Pct.	MAC	Pct.
1985-86	5-10	.333	4-10/T-9 th	.286
1986-87	14-15	.483	8-8/4 th	.500
1987-88	22-8	.733	14-2/1 st	.875
1988-89	17-12	.586	8-8/4 th	.500
1989-90	19-13	.594	8-8/5 th	.500
1990-91	26-7	.788	13-3/1 st	.813
1991-92	9-22	.290	4-12/8 th	.250
1992-93	13-17	.433	8-10/6 th	.444
1993-94	15-12	.556	10-8/T-5 th	.556
1994-95	20-10	.667	12-6/3 rd	.667
1995-96	25-6	.806	14-4/1 st	.778
Totals	185-132	.583	103-79	.566

Professional Recognition | **Named EMU Interim Head Coach, Jan. 15, 1986**

1988 MAC Coach of the Year

1989 Coach of U.S. Maccabiah Games team

1991 MAC Coach of the Year

1996 MAC Coach of the Year

Postseason | **1988 MAC Champions; 1988 NCAA Tournament**

1991 MAC Championship; 1991 NCAA Sweet 16

1995 NIT Tournament

1996 MAC Champions; 1996 NCAA Tournament

California

Year	Overall	Pct.	Pac-10	Pct.
1996-97	23-9	.719	12-6/T-2 nd	.667
1997-98	12-15	.444	8-10/T-5 th	.444
1998-99	22-11	.667	8-10/T-5 th	.444
1999-00	18-15	.545	7-11/7 th	.389
2000-01	20-11	.645	11-7/T-4 th	.611
2001-02	23-9	.719	12-6/T-2 nd	.667
2002-03	22-9	.710	13-5/3 rd	.722
2003-04	13-15	.464	9-9/T-4 th	.500
2004-05	13-16	.448	6-12/T-8 th	.333
2005-06	20-11	.645	12-6/3 rd	.667
2006-07	16-17	.485	6-12/8 th	.333
2007-08	17-16	.515	6-12/9 th	.333
Totals	219-154	.587	110-106	.509

Professional Recognition | **1997 Pac-10 Coach of the Year**

Postseason | **1997 NCAA Sweet 16**

1999 NIT Champions

2000 NIT Quarterfinalist

2001 NCAA 1st Round

2002 NCAA 2nd Round

2003 NCAA 2nd Round

2006 NCAA 1st Round

2008 NIT 2nd Round

Rice

Year	Overall	Pct.	C-USA	Pct.
2008-09	10-22	.313	4-12/T-10 th	.333
2009-10	8-23	.258	1-15/12 th	.063
Totals	18-45	.286	5-27	.156

All-Time Record

Seasons	Overall	Pct.	Conference	Pct.
32	570-434	.568	218-212	.506



Associate Head Coach
Alma Mater | San Francisco State, 1982
Louis Reynaud

As the Associate Head Coach for Rice Basketball, Louis Reynaud begins his third season as one of the country's most respected and accomplished assistant coaches.

During his first year at Rice, Reynaud helped build the foundation for a rise to the top of Conference USA. The program made immediate strides as the Owls more than tripled their total victories from the previous season.

Reynaud helped Rice sign a recruiting class that both ESPN.com and Rivals.com recognized as one of the Top 10 among mid-major universities. Academically, Rice had six members of the squad

named to the Conference USA Commissioner's Honor Roll, an accomplishment unmatched by any other league member.

Reynaud joined the Rice staff from the University of California where he worked for 11 seasons on Ben Braun's staff including the last six seasons as Associate Head Coach. In his 11 seasons at Cal, the Golden Bears advanced to the NCAA Tournament four times as well as appeared in three NIT Tournaments, winning the 1999 NIT Championship.

Reynaud helped develop nine future professional players at Cal including current NBA standouts Leon Powe (Cleveland Cavaliers), Francisco Elson (Milwaukee Bucks) and Ryan Anderson (New Jersey Nets).

Prior to joining the University of California staff, Reynaud compiled an 84-31 record as the head basketball coach at De La Salle High School. He led the school to league titles in 1994 and 1996 and was twice named the Bay Valley Athletic League Coach of the Year. Reynaud's 1996 team captured the Division I NorCal championship and finished second in the state, earning a No. 1 ranking in the Bay Area for the first time in school history.

Reynaud's first head coaching position was at St. Patrick-St. Vincent High School in Vallejo, Calif., from 1990-93. In three seasons the school was 69-39, posted three, 20-win seasons and captured one Sac-Joaquin Sectional title. From 1986-90, Reynaud served as assistant varsity basketball coach at De La Salle High School. In addition to his coaching experience, Reynaud served as Dean of Students at both St. Patrick-St. Vincent and De La Salle High Schools.

In 1997, Reynaud was selected as head coach of the West Squad at the Magic Johnson Round Ball Classic for high school All-Americans and he directed the prestigious ABCD summer camp for five years.

As a high school player, Reynaud was a standout at Archbishop Riordan High School in San Francisco and played for the late Lyle Newcomer at Skyline College in San Bruno, Calif.

Reynaud received his bachelor's degree from San Francisco State in 1982 and a master's degree in health/physical education from Saint Mary's College in 1995. Reynaud has one daughter, Lauren (20).



Assistant Coach
Alma Mater | Indiana, 2005
Mike Roberts

Mike Roberts is in his third season as an assistant coach on the Rice staff. He previously was member of Ben Braun's staff at the University of California the previous two years.

At Rice, Roberts has played a role in the Owls' building a foundation for the future. As a member of the coaching staff, he helped the Owls sign a recruiting class that both ESPN.com and Rivals.com recognized as one of the Top 10 among mid-major universities.

Off the court, Rice had an unprecedented six student-athletes named to the Conference USA Commissioner's Honor Roll his first season and four more selections following the 2009-10 season. Rice

has also had three selections to the Conference USA All-Academic Team over the past two years.

During Roberts' first season on South Main, Rice more than tripled its win total from the previous year.

At Cal, Roberts served as the video coordinator for the 2006-07 season before assuming an assistant coach position for the 2007-08 seasons.

As an assistant coach on the Cal staff, Roberts was responsible for overseeing the team's academic program and recruiting as well as scouting and game preparation in addition to on-floor coaching. As video coordinator, Roberts was involved in game preparation, self scouting, game film breakdown and other administrative duties.

Prior to his two seasons in Berkeley, Roberts played at Indiana, graduating in 2005 with a bachelor's degree in history with a certificate in management, then served one season as a graduate assistant coach at Texas Tech.

The Terre Haute, Ind., native helped the Hoosiers to three NCAA Tournaments, including a national runner-up finish in 2002, as well as one NIT appearance. A two-time Academic All-Big Ten honoree and recipient of a Big Ten Sportsmanship Award, he served as team captain as a senior in 2004-05.

At Texas Tech, Roberts aided the coaching staff in practices, supervised academic progress of the players and was an analyst for Texas Tech radio and television broadcasts. He also participated in the 2006 ESPN production "Knight School," in which the Texas Tech

coaching staff evaluated 16 walk-ons who vied for one spot on the Red Raiders' roster.

In addition to receiving bachelor's degree from Indiana in 2005, Roberts received a master's degree in interdisciplinary studies from Texas Tech in 2006.

Roberts and his wife, Janet, have a son, Paxton (1).



Assistant Coach
Alma Mater | Rutgers, 2005
Marco Morcos

After two seasons in an administrative role, Marco Morcos begins his first season as an assistant coach for the Owls.

Morcos, a former high school coach, returns to a familiar setting of working with student-athletes on the court and has taken on a more extended role in recruiting.

Morcos was elevated to assistant coach after serving the previous two years as the Director of Basketball Operations. He served in a similar position at UAB during the 2007-08 season. He was part of a Blazer team which posted a 23-11 record and advanced to the second round of the National Invitational Tournament.

Prior to making the move to collegiate basketball, Morcos was a successful high school and AAU coach.

He was the head coach at LEAP Academy University Charter School in Camden, N.J., for three years (2004-07). LEAP compiled a 102-20 record during Morcos' three seasons. Beyond wins and losses, Morcos' teams had a 100 percent graduation rate from the college preparatory school and maintained better than a 3.0 team grade point average.

In just his second year, Morcos' team was 27-6 and earned the No. 1 seed to the NJSIAA South Jersey playoffs. LEAP would capture the South Jersey Sectional as well as win the Central Jersey championship. The team went on to finish as runners-up at the New Jersey state championship in 2006. Morcos' successful second year marked the fastest a coach had led a team to a state championship in New Jersey Scholastic history (two years).

Morcos' 2007 team posted a 25-7 record and was ranked No. 7 in South Jersey in the final regional rankings by the Courier-Post.

Additionally, Morcos was the head coach at Rise Academy where he led the team to a 31-8 record.

Morcos previously ran a nationally-competitive AAU program and was responsible for developing over 100 Division I and Division II players during his coaching career. He also coached at the Rise Basketball Northeast Regional All-Star Game.

His coaching experience also includes working as a counselor at the prestigious Reebok All-American Camp (RAAC).

Morcos saw action in 33 games during a two-year playing career for Rutgers-Camden.



Video Coordinator
Alma Mater |
Central Michigan, 1999
Mark Vick

Mark Vick is in his third year as the video coordinator for the Rice basketball program. He joined the Rice staff after a four-year stint in a similar position at Oakland University.

Vick's responsibilities at Rice include creating comprehensive breakdowns of video and cutups for opponent scouting, assisting in the development of scouting reports as well as coordinating film exchange. Internally, he oversees filming and logging games, practices and individual workouts.

He also has extensive responsibilities in coordinating the Ben Braun Basketball Camps.

In addition to his video responsibilities while at Oakland University, Vick was the camp operations director of the program's basketball camps which grew to nearly 500 campers during his tenure. He also served as an administrative assistant, with a wide-range of

responsibilities including game management, supervising and coordinating managerial staff, assisting with team travel and developing and leading community service activities.

Vick's prior basketball experience includes experience as both a head coach and assistant coach at the high school level. He also has a wealth of knowledge of the game with 15 years experience working collegiate basketball camps.

Prior to joining the Oakland basketball staff, Vick coached a season each at Smoky Mountain High School and Cherokee High School in North Carolina. He also spent time coaching a number of youth teams in the western North Carolina region.

Vick has served as a coach at summer camps held at Central Michigan University, University of Dayton, Michigan State University, University of Wisconsin and Western Carolina University.

Since 2004, he has also conducted the Mark Vick Championship Basketball Camps each summer in his hometown of Houghton Lake, Mich.

Vick graduated from Central Michigan in 1999 with a bachelor's degree in health fitness and promotion in preventive rehabilitation. As an undergraduate, he was a student manager for CMU's basketball team. He went on to earn a master's degree in sports administration from Florida State in 2002.



Strength & Conditioning
Coordinator
Alma Mater |
Louisiana Tech, 2007
Scott McLafferty

Scott McLafferty is in his fourth season on South Main and enters his second year as the Associate Director of Strength and Conditioning for the Rice athletic program. He joined the Owls' staff on March 5, 2007.

McLafferty's responsibilities include serving as the primary strength and conditioning coach for the Rice men's basketball team. He also works with the Owl football program.

The Stillwater, Okla., native came to Rice from Louisiana Tech where he worked with the football, soccer and softball programs his first season before assuming duties as the men's basketball strength and conditioning coach his last two years.

McLafferty also served as a student assistant at Oklahoma State. McLafferty is a 2007 graduate of Louisiana Tech.



Basketball Trainer
Alma Mater |
Cal State-Sacramento, 1976
Dean Miller

Dean Miller, M.S., A.T.C, enters his second year as a member of the Rice University athletic training staff. Among his responsibilities is coordinating the sports medicine needs of the men's basketball program.

Miller joins the Rice University staff from Diablo Valley College where he served as an assistant basketball coach and was responsible for strength and conditioning as well as nutrition for the team. Since the late 1970s, Miller has also been involved in athletic training for a variety of motorsports teams and drivers. He has been a part of 18 motorsports world championships.

During Miller's tenure at Diablo Valley College (1997-2009), the Vikings won eight conference championships and had 16 student-athletes go on to play for NCAA Division I programs.

Miller first became involved in motorsports in 1978 when he

served as athletic trainer and sports medicine consultant for Kenny Roberts, the first American to win the 500cc Road Racing World Championship (1978, 1979 & 1980). He served in the same capacity for Kenny Roberts, Jr., and Team Suzuki's World Grand Prix racing team from 1999-2007. The junior Roberts won the 500cc World Championship in 2000.

Miller's involvement in athletic training and sports medicine has also included serving as a consultant to teams and drivers involved in Grand Prix and AMA superbike motorcycle racing as well as Indy Car racing.

Prior to joining the staff at Diablo Valley College, Miller was on staff at De La Salle High School in Concord, Calif. (1977-87 and 1989-97). During his tenure at De La Salle, he was the head athletic trainer, a part-time instructor and also served as an assistant basketball coach.

Miller is a 1976 graduate of California State University, Sacramento and received his M.S. in Physical Education Athletic Training from the University of Arizona in 1977. He has been a certified member of the National Athletic Trainers Association since 1977.

Miller also serves as Member Emeritus of the Board of Directors for Riders for Health Charity in Northampton, England, and is a member of the Sports Advisory Board for Advocare Nutrition.



Director of Basketball
Operations
Alma Mater | Rice, 2010
Gaelyn Rose

Gaelyn Rose begins her first season as the Rice University basketball program's Director of Basketball Operations.

Rose graduated from Rice University in May after working three years as a student manager for the basketball program.

In her role as a student manager, she was responsible for assisting with practice and game set up as well as serving as a liaison with facilities and marketing. Her responsibilities increased over her tenure to include overseeing the student-manager program as well as responsibilities with team travel.



Events Coordinator
Barbara Gill



**Basketball
Equipment Manager**
Chris Palomarez



Student Manager
Adam Gierlach



Student Manager
Monica Buckner

2009-10 Rice Season Review

Storylines

► Rice closed out the 2009-10 season by giving Tulsa, the host of the GMC Sierra Conference USA Championship, a run for its money during the first round of the league tournament. The Owls jumped out to a 41-26 lead at halftime before the Golden Hurricane came back in the second half, taking the lead for good with 5:28 to play. Tulsa advanced to the quarterfinals of the tournament with a 73-62 win over the Owls.

► Rice freshmen and sophomores accounted for 70.3 percent of the Owls' scoring production; 65.2 percent of rebounds and 75.4 percent of the team's assists.

► Rice had 229 steals during the season which is the third-most in school history. The 2003-04 Rice team had a school-record 275 steals and the 2002-03 squad had 244.

► After setting a school record with 218 three-point field goals during the 2008-09 season, this year's squad knocked down 164 treys which is ninth-most since the three-point line was introduced prior to the 1986-87 season.

► Rice loses only one senior who played during the 2009-10 season – **Lawrence "Cliff" Ghoram**. Ghoram averaged 8.1 points per game and his loss represents 13 percent of the

Owls' offense from the 2009-10 season. Ghoram scored over 800 career points while playing in 120 contests, which ties for third most in Rice history.

Rookie Standards

► The Rice tandem of **Tamir Jackson** and **Arsalan Kazemi** set several new freshman records during the 2009-10 season. The pair became the first Rice freshmen to lead the Owls in scoring or rebounding since **Michael Harris** back in 2002.

► Jackson was the team's leading scorer most of the season and finished the year scoring 334 points (10.8 pg).

► Jackson finished the season with 53 steals, breaking the former Rice freshman record of 48 set by **Elbert Darden** better than 30 years ago (1975-76). Kazemi was a steal shy of equaling Darden's 1976 total.

► Kazemi finished the year with 272 rebounds. With 12 rebounds at Houston the final week of the regular season he moved past **Michael Harris**, who formerly held the Rice freshman record with 248 set during the 2001-02 season.

► Kazemi's 272 total rebounds ranks as the ninth-best season total in school history.

► With 26 blocks, Kazemi moves onto the all-time sea-

son list and tied for 10th with **Tony Barnett** who also had 26 blocks during the 1983-84 season. Barnett had 27 blocks as a senior during the 1984-85 season.

More on Kazemi

► **Arsalan Kazemi** capped his first season at Rice by being named to the Conference USA All-Freshman Team.

► During the 2009-10 season, Kazemi was featured on ESPN (College GameDay, Jan. 30) as well as online at Sports Illustrated's web site, si.com.

► Kazemi posted double-doubles in nine games during his freshman season including four straight during the heart of the conference schedule in mid-February.

► Kazemi was named Conference USA's Rookie of the Week following the Jan. 30th game against East Carolina. The recognition came after a 14-point, 14-rebound double-double in the Owls' road win.

Fountain of Youth

► With just four upperclassmen (one senior, three juniors) active on 2009-10 squad, Rice was one of the youngest teams in Conference USA.

► Headlined by **Tamir Jackson** and **Arsalan Kazemi**, Ben

Braun's first early signing class received national recognition.

► Tamir Jackson (30.6 minutes per game) and Arsalan Kazemi (27.9 mpg) led Rice in playing time during the season. Sophomore **Connor Frizzelle** was third on the team in that statistics category at 27.6 mpg.

Scoring & Shooting Trends

► Rice shot 40.4 percent from the field for the season.
► The Owls shot better than 50 percent just once during the year (52.7 percent against Furman). The Owls shot 45 percent or better in five games during the season.

► Rice had just two, 20-point games during the season. **Trey Stanton** scored a season-high 23 points in the Owls' win over Furman early in the year. **Tamir Jackson** scored 22 points in the Owls' loss to East Carolina in late February.

Free Throw Trends

► The Owls struggled shooting free throws the final third of the season. Rice shot 64.7 percent from the line for the year but over the team's last 10 games the owls managed to make just 52.5 percent of their attempts.

► Rice freshmen **Tamir Jackson** and **Arsalan Kazemi** went to the free throw line more than any other players on

the team during the year but combined to make 191-of-301 attempts (63.4 percent).

► Not many players on the Rice roster were spared from slipping numbers at the line. Rice sophomore **Connor Frizzelle** led Conference USA with an 86.6 free throw percentage during the 2008-09 season as a freshman. For the 2009-10 season, Frizzelle's numbers slipped but his .768 percentage was still very respectable.

► Rice had just one player shoot over 80 percent at the free throw line. Sophomore **Lucas Kuipers** was 29-of-35 at the line (.829).

More Trends: Rebounding

► Rice finished the season with +1 rebounds ... not a +1 or even a +0.1 rebounding margin but 1097 total rebounds to opponents' 1096.

► Through the first nine games of the Conference USA schedule, Rice outrebounded eight league opponents. East Carolina outrebounded the Owls 40-39 in the teams' first meeting.

► The Owls lead C-USA in rebounding margin in conference games by as much as a +5.9 margin during the first half of league play. Rice finished with a +1.7 rebounding margin against league opponents which ranked sixth in C-USA.

► Behind **Arsalan Kazemi's** 9.1 rebounding margin, Rice had no player average better than five rebounds. **Trey Stanton** was second on the squad with a 4.5 rebounding average.

Stout Finish

► Over the last four games of his junior season in 2009-10, Rice forward **Suleiman Braimoh** averaged 11 points and 8.2 rebounds.

► In addition to 12 points and seven rebounds in the Owls' loss to Tulsa at the Conference USA Championship, he also equaled a career high with three blocks.

► Braimoh posted new career highs with 14 points and 13 rebounds in the Owls' road loss at Houston the final week of the regular season.

► Braimoh averaged 4.5 points and 3.8 rebounds for the year.

Lone Senior

► With the loss of **Cory Pflieger** to a torn ACL during the preseason, **Lawrence "Cliff" Ghoram** was the lone senior on the 2009-10 season

► Ghoram played in 120 career games, tying for the third most in school history.

► For the season, Ghoram averaged 8.1 points and 3.7 rebounds.

► Ghoram scored 814 career points and had 363 career rebounds. He also tallied 120 career assists, 75 steals and 26 blocks.

A Little Thievery

► Rice forced a season-high 23 Santa Clara turnovers during nonconference play, scoring 27 points off the miscues.

► Led by freshmen **Tamir Jackson** and **Arsalan Kazemi**, the Owls had 17 steals in the game. Jackson finished with five while Kazemi had four.

► Prior to playing host to Santa Clara, the previous time a Rice team had 15+ steals in a game came in an 81-76 win over Louisiana-Lafayette on Feb. 21, 2004. The Owls had 15 steals in the win over the Ragin' Cajuns.

► Prior to playing host to Santa Clara, the previous time a Rice team had 15+ steals in a game came in an 81-76 win over Louisiana-Lafayette on Feb. 21, 2004. The Owls had 15 steals in the win over the Ragin' Cajuns.

► For the 2009-10 season, Rice had 229 steals which ranks third-most in school history.

The First 72

► Rice opened with three games in as many days for only the third time in school history. Each time the Owls swept all three games.

► It was the first time the Owls opened at home with three games as the squad defeated Sacramento State (81-51), South Alabama (71-69) and Houston Baptist (60-46) and win the Rice Basketball Challenge presented by Holiday Inn Hotel & Suites Medical Center.

► Rice opened the 2003-04 season with three straight wins at the BP Top of the World Classic played in Fairbanks, Alaska, Nov. 21-23. The Owls posted a 66-49 win over Washington State in the championship game en route to a 22-11 season.

► The 1934-35 squad also opened its season with games on three straight days (two at home against Texas A&M-Kingsville followed by a road game at Sam Houston State). That Rice team won its first nine contests en route to a 20-3 record and a South-west Conference Championship.

Recapping the Rice Basketball Challenge

► Sweeping three games the opening weekend of the season gave the Owls only their fifth tournament championship in which multiple games were played.

► Rice's **Connor Frizzelle** was named the tournament's

Most Valuable Player. **Tamir Jackson** led the all-tournament team which included South Alabama's Tim Williams and Martino Brock along with Sacramento State's John Dickson and Houston Baptist's Mario Flaherty.

► Frizzelle averaged 14.7 points per game over the tournament. He made 10-of-14 three-point attempts over the course of the three games.

► Jackson averaged 10.3 points during the three-game tournament.

Scholar-Athletes

► Rice is one of only two Conference USA teams to have a player named to the league's all-academic team each of the past four seasons. Sophomores **Connor Frizzelle** and **Lucas Kuipers** were both named to the 2010 Conference USA All-Academic Team.

► Kuipers became the second consecutive Rice basketball student-athlete to be named a C-USA Scholar Athlete of the Year. A year earlier **Aleks Perka** was named a C-USA Scholar Athlete of the Year. The awards are annually presented to the top student-athlete in each conference-sponsored sport. The awards are based on academic achievement (GPA), athletic achievement and service.

2009-10 Rice Results

Date	Opponent	Result	Att.	High Points	High Rebounds
Nov. 13	SACRAMENTO STATE	W, 81-51	1,631	18-Frizzelle	8-Kuipers
Nov. 14	SOUTH ALABAMA	W, 71-69	1,714	18-Jackson	7-Ghoram
Nov. 15	HOUSTON BAPTIST	W, 60-46	1,745	10-Braimoh, Jackson	7-Kuipers
Nov. 19	at Arizona	L, 66-49	13,531	13-Kazemi	10-Kazemi
Nov. 24	FURMAN	W, 77-65	1,791	23-Stanton	9-Kazemi, Stanton
Nov. 29	TEXAS	L, 77-59	4,669	12-Braimoh	9-Kazemi
Dec. 2	at Harvard	L, 85-64	986	14-Ghoram	6-Ghoram
Dec. 5	NORTH TEXAS	L, 64-62	1,490	13-Jackson	11-Kazemi
Dec. 16	SANTA CLARA	W, 70-57	1,556	16-Frizzelle	8-Ghoram
Dec. 19	at LSU	L, 65-61	8,629	19-Jackson	9-Kazemi
Dec. 23	at Lamar	L, 77-61	2,704	15-Jackson	9-Kazemi
Dec. 29	McNEESE STATE	W, 75-62	1,930	18-Jackson	10-Kazemi
Jan. 2	at TCU	L, 70-58	3,598	14-Kazemi	8-Stanton
Jan. 6	HOUSTON	L, 83-66	2,069	19-Jackson	14-Kazemi
Jan. 9	at UCF	L, 77-58	4,198	17-Jackson	6-Ghoram
Jan. 13	at Tulane	L, 72-58	1,623	11-Kazemi, Kuipers	8-Kazemi
Jan. 16	Memphis	L, 80-68	3,483	18-Stanton	11-Kazemi
Jan. 20	SMU	L, 73-65	1,434	15-Kuipers, Kazemi	9-Kazemi
Jan. 23	at Tulsa	L, 62-58	5,312	18-Jakson	11-Kazemi
Jan. 30	at East Carolina	W, 69-58	1,858	18-Jackson, Stanton	14-Kazemi
Feb. 3	TULANE	L, 79-74 ot	1,743	19-Kazemi	13-Kazemi

Feb. 6	UAB	L, 76-65	2,207	15-Kazemi	13-Kazemi
Feb. 8	TEXAS A&M INT'L	W, 73-66	1,211	18-Kazemi	12-Kazemi
Feb. 13	at Southern Miss	L, 66-50	2,834	13-Ghoram	6-Kazemi
Feb. 17	at SMU	L, 67-57	2,100	19-Kuipers	8-Kazemi
Feb. 20	EAST CAROLINA	L, 76-65	1,983	22-Jackson	9-Kazemi
Feb. 24	MARSHALL	L, 77-54	1,369	16-Ghoram	8-Kuipers
Feb. 27	at UTEP	L, 78-64	12,190	12-Kazemi	7-Kazemi
Mar. 3	at Houston	L, 78-70	3,546	14-Braimoh	13-Braimoh
Mar. 6	UCF	L, 66-59	1,899	19-Frizzelle	9-Kazemi
Mar. 10	vs. Tulsa	L, 73-62	7,760	17-Frizzelle	12-Kazemi

Nov. 13-15 Rice Basketball Challenge presented by Holiday Inn Hotel & Suites Medical Center
 Mar. 10 Conference USA Tournament; Tulsa, Okla.

Attendance	G	Total	Avg./Game
Home	17	33,924	1,996
Away	13	63,109	4,855
Neutral	1	7,760	7,760
Total	31	104, 793	3,380

Record	Overall	Home	Away	Neutral
All Games	8-23	7-10	1-12	0-1
Conference USA	1-15	0-8	1-7	0-0
Non-Conference	7-8	7-2	0-5	0-1

2009-10 Rice Statistics

Year	G/GS	Min/Avg.	Total		3-Point		Free Throw		Off.	Rebounds		Avg.	PF/D	A	TO	Blk.	Stl.	Pts./Avg.
			FG-A	Pct.	3FG-A	Pct.	FT-A	Pct.		Def.	Tot.							
Tamir Jackson	31/31	948/30.6	115-305	.377	13-71	.183	91-137	.664	7	62	69	2.2	82/1	94	100	0	53	334/10.8
Arsalan Kazemi	30/21	836/27.9	105-198	.530	0-0	.000	100-164	.610	98	174	272	9.1	82/0	36	58	26	47	310/10.1
Connor Frizzelle	31/17	857/27.6	99-276	.359	51-145	.352	43-56	.768	4	53	57	1.8	65/0	63	50	0	21	292/9.4
Trey Stanton	29/23	720/24.8	92-229	.402	23-67	.343	48-63	.762	33	98	131	4.5	73/1	24	48	16	16	255/8.8
Lawrence Ghoram	31/30	828/26.7	91-207	.440	18-48	.375	51-85	.600	46	69	115	3.7	81/3	37	46	11	20	251/8.1
Lucas Kuipers	31/16	750/24.2	88-229	.384	43-135	.319	29-35	.829	34	72	106	.34	81/2	29	36	7	14	248/8.0
Suleiman Braimoh	31/12	382/12.3	59-121	.488	0-0	.000	23-43	.535	72	45	117	3.8	55/1	16	28	14	13	141/4.5
Emerson Herndon	24/0	125/5.2	17-47	.362	0-0	.000	10-21	.476	8	17	25	1.0	24/1	2	9	4	4	44/1.8
Chris Eversley	16/1	79/4.9	10-28	.357	3-12	.250	2-7	.286	4	9	13	0.8	3/0	1	6	1	3	25/1.6
A.J. Holland	26/0	315/12.1	12-48	.250	7-26	.269	9-14	.643	0	26	26	1.0	26/0	37	28	3	18	40/1.5
Bryan Beasley	25/0	191/7.6	13-36	.361	4-17	.235	7-12	.583	2	17	19	0.8	22/0	14	11	0	6	37/1.5
Nate Schwarze	26/4	176/6.8	2-12	.167	2-9	.222	0-0	.000	4	13	17	0.7	19/0	15	9	0	14	6/0.2
Stuart Pirri	5/0	8/1.6	0-2	.000	0-2	.000	0-0	.000	0	0	0	0.0	0/0	1	0	0	0	0/0.0
Egheosa Edomwonyi	6/0	11/1.8	0-1	.000	0-0	.000	0-1	.000	0	2	2	0.3	2/0	0	2	0	0	0/0.0
Team									70	58	128				5			
Totals	31		703-1739	.404	164-532	.308	413-638	.647	382	715	1097	35.4	615/9	369	436	82	229	1983/64.0
Opponents	31		726-1640	.443	221-633	.349	488-690	.707	317	779	1096	35.4	569/13	431	449	130	236	2161/69.7
Score by Periods	1st	2nd	OT	Totals														
Rice	932	1038	13	1983														
Opponents	985	1158	18	2161														

2009-10 Rice Conference USA Statistics

Year	G/GS	Min/Avg.	Total		3-Point		Free Throw		Off.	Rebounds		Avg.	PF/D	A	TO	Blk.	Stl.	Pts./Avg.
			FG-A	Pct.	3FG-A	Pct.	FT-A	Pct.		Def.	Tot.							
Tamir Jackson	16/16	496/31.0	58-154	.377	6-28	.214	55-86	.640	4	22	26	1.6	45/0	51	51	0	20	177/11.1
Arsalan Kazemi	16/16	489/30.6	56-111	.505	0-0	.000	49-87	.563	55	101	156	9.8	44/0	21	34	14	31	161/10.1
Trey Stanton	14/14	368/26.3	51-120	.425	14-38	.368	22-27	.815	16	53	69	4.9	38/1	12	23	6	4	138/9.8
Lucas Kuipers	16/10	428/26.8	48-128	.375	24-77	.312	21-25	.840	13	35	48	3.0	38/0	17	21	5	11	141/8.8
Connor Frizzlelle	16/3	395/24.7	47-132	.356	20-71	.282	24-31	.774	2	28	30	1.9	38/0	31	27	0	10	138/8.6
Lawrence Ghoram	16/15	454/28.4	51-110	.464	8-26	.308	19-40	.475	20	39	59	3.7	38/1	17	29	5	8	129/8.1
Suleiman Braimoh	16/1	179/11.2	24-56	.429	0-0	.000	11-22	.500	39	14	53	3.3	31/0	7	17	5	5	59/3.7
Chris Eversley	11/1	62/5.6	8-23	.348	2-10	.200	2-7	.286	2	7	9	0.8	3/0	1	2	1	2	20/1.8
Bryan Beasley	13/0	98/7.5	8-21	.381	2-8	.250	2-2	1.000	0	10	10	0.8	14/0	9	7	0	3	20/1.7
A.J. Holland	11/0	94/8.5	3-10	.300	2-6	.333	2-2	1.000	0	15	15	1.4	10/0	11	7	0	6	10/0.9
Emerson Herndon	11/0	32/2.9	1-10	.100	0-0	.000	2-4	.500	2	4	6	0.5	7/0	1	0	1	1	4/0.4
Nate Schwarze	16/4	122/7.6	1-8	.125	1-6	.167	0-0	.000	2	11	13	0.8	13/0	9	7	0	10	3/0.2
Egheosa Edomwonyi	3/0	5/1.7	0-1	.000	0-0	.000	0-0	.000	0	0	0	0.0	1/0	0	1	0	0	0/0.0
Stuart Pirri	2/0	3/1.5	0-0	.000	0-0	.000	0-0	.000	0	0	0	0.0	0	0	0	0	0	0/0.0
Team									39	31	70				2			
Totals	16		356-884	.403	79-270	.293	209-333	.628	194	370	564	35.2	370/2	187	228	37	111	1000/62.5
Opponents	16		391-848	.461	130-347	.375	256-362	.707	148	396	544	34.0	297/6	231	213	66	134	1168/73.0
Score by Periods	1st	2nd	OT	Totals														
Rice	471	516	13	1000														
Opponents	524	626	18	1168														

2009-10 Game-by-Game Statistics

Date	Team	FG-A	Pct.	3FG-A	Pct.	FT-A	Pct.	O	D	REB	PF-D	A	TO	BL	ST	PTS	1st-2nd
N 13	Sacramento St. Rice	18-53	.340	6-23	.261	9-14	.643	8	20	28	19-0	12	18	2	9	51	22-29
		27-55	.491	11-23	.478	16-22	.727	12	28	40	23-0	10	15	1	8	71	34-47
N 14	South Alabama Rice	23-58	.397	5-16	.313	18-25	.720	17	22	39	24-0	9	12	5	11	69	27-42
		22-51	.431	9-17	.529	18-26	.692	12	22	34	23-0	10	15	1	8	71	38-33
N 15	Houston Baptist Rice	16-51	.314	2-17	.118	12-19	.632	16	30	46	17-0	7	22	2	1	46	18-28
		18-58	.310	3-16	.188	21-25	.840	14	24	38	19-0	8	11	5	7	60	35-25
N 19	Rice Arizona	18-63	.286	2-18	.111	11-12	.917	17	24	41	15-0	5	19	5	5	49	20-29
		27-60	.450	7-19	.368	5-10	.500	12	27	39	14-0	21	17	3	11	66	33-33
N 24	Furman Rice	20-52	.385	7-18	.389	18-21	.857	11	17	28	19-0	8	13	4	4	65	30-35
		29-55	.527	4-13	.308	15-21	.714	11	24	35	18-0	17	9	5	10	77	39-38
N 29	Texas Rice	21-51	.412	4-17	.235	31-46	.674	13	32	45	15-0	15	14	5	6	77	33-44
		25-63	.397	1-10	.100	8-14	.571	11	25	36	33-3	14	14	1	8	59	23-36
D 2	Rice Harvard	21-54	.389	4-10	.400	18-27	.667	11	15	26	18-0	9	18	2	10	64	26-38
		31-51	.608	4-12	.333	19-22	.864	7	27	34	19-0	22	21	10	13	85	40-45
D 5	North Texas Rice	18-48	.375	8-22	.364	20-26	.769	7	26	33	16-0	8	12	1	3	64	32-32
		25-62	.403	4-15	.267	8-12	.667	14	26	40	22-1	12	11	3	3	62	27-35
D 16	Santa Clara Rice	20-48	.417	5-23	.217	12-13	.923	11	24	35	17-1	9	23	4	4	57	27-30
		22-56	.393	7-21	.333	19-23	.826	13	18	31	17-0	17	12	2	17	70	31-39
D 19	Rice LSU	23-56	.411	5-13	.385	10-19	.526	15	20	35	19-1	7	12	1	5	61	27-34
		23-52	.442	6-20	.300	13-20	.650	12	23	35	16-1	13	11	7	6	65	30-35
D 23	Rice Lamar	23-61	.377	6-23	.261	9-17	.529	14	19	33	21-0	10	21	5	12	61	26-35
		26-53	.491	6-16	.375	19-26	.731	13	30	43	16-0	17	20	8	13	77	38-39
D 29	McNeese State Rice	20-58	.345	8-20	.400	14-21	.667	14	27	41	17-0	11	16	4	7	62	41-21
		28-60	.467	7-20	.350	12-19	.632	9	28	37	19-0	14	12	4	8	75	38-37

Owls Record When ...

Overall	8-23
Conference USA Games	1-15
White Uniforms	5-9
Blue Uniforms	1-13
Gray Uniforms	2-1
At Home	7-10
On the Road	1-12
Neutral Site	0-1
Coming Off a Win	2-7
Coming Off a Loss	5-16
With 2 or More Practice Days	5-23
With 1 Day Between Games	1-0
Playing Day After Competiton	2-0
Games Decided by 3 Points or Fewer	1-1
Games Decided by 4-9 Points	1-6
Games Decided by 10+ Points	6-16
Overtime	0-1
Rice Scores First	5-8
Leads at the Half	7-3
Trails at the Half	1-19
Tied at the Half	0-1

2009-10 Game-by-Game Statistics

Date	Team	FG-A	Pct.	3FG-A	Pct.	FT-A	Pct.	O	D	REB	PF-D	A	TO	BL	ST	PTS	1st-2nd
J 2	Rice	20-51	.392	7-25	.280	11-18	.611	9	21	30	15-0	14	15	3	2	58	28-30
	TCU	28-53	.528	4-17	.235	10-13	.789	7	25	32	18-1	20	12	1	7	70	37-33
J 6	Houston	31-62	.500	8-26	.308	13-20	.650	12	22	34	16-0	18	6	7	8	83	38-45
	Rice	22-55	.400	7-13	.538	15-21	.714	14	24	38	19-0	11	13	1	4	66	34-32
J 9	Rice	20-51	.392	5-13	.385	13-22	.591	11	24	35	12-0	10	16	2	5	58	24-34
	UCF	30-56	.536	11-23	.478	6-11	.545	5	23	28	16-0	21	9	7	9	77	33-44
J 13	Rice	22-56	.393	4-12	.333	10-12	.833	14	22	36	22-0	10	20	2	7	58	29-29
	Tulane	23-47	.489	10-21	.478	16-24	.667	7	20	27	19-0	14	16	2	11	72	29-43
J 16	Memphis	23-49	.469	9-19	.474	25-33	.756	9	23	32	22-1	15	11	7	8	80	39-41
	Rice	20-56	.357	4-13	.308	24-30	.800	18	21	39	24-0	10	13	2	6	68	29-39
J 20	SMU	26-51	.510	7-22	.318	14-20	.700	5	24	29	22-2	12	11	3	6	73	34-39
	Rice	22-55	.400	5-23	.217	16-27	.593	15	24	39	18-1	13	11	1	8	65	34-31
J 23	Rice	19-50	.380	2-10	.200	18-21	.857	6	29	35	20-0	8	16	1	4	58	28-30
	Tulsa	23-57	.404	3-17	.176	13-19	.684	9	25	34	20-0	14	13	4	7	62	32-30
J 30	Rice	26-60	.433	7-19	.368	10-12	.833	11	28	39	19-0	15	11	4	7	69	41-28
	East Carolina	19-61	.311	6-30	.200	14-22	.636	16	24	40	16-1	12	12	5	8	58	23-35
F 3	Tulane	26-50	.520	9-19	.474	18-24	.750	6	22	28	19-0	12	16	5	12	79	28-33-18
	Rice	27-60	.450	5-17	.294	15-17	.882	13	22	35	21-0	16	17	1	9	74	37-34-13
F 6	UAB	20-49	.408	8-16	.500	28-34	.824	5	22	27	21-0	10	11	1	6	76	26-50
	Rice	25-52	.481	5-11	.455	10-18	.556	8	28	36	26-0	13	16	5	3	65	31-34
F 8	Texas A&M Int'l	24-53	.453	11-25	.440	7-15	.467	11	29	40	26-1	16	15	3	2	66	27-39
	Rice	22-53	.415	8-23	.348	21-37	.568	12	24	36	16-0	15	7	3	5	73	28-45
F 13	Rice	17-41	.415	3-14	.214	13-23	.565	7	19	26	25-1	11	11	4	3	50	27-23
	Southern Miss	18-45	.400	3-15	.200	27-33	.818	13	25	38	20-0	11	9	4	6	66	30-36

Owls Record When ...

Leads with 10 Minutes to Play	8-2
Trails with 10 Minutes to Play	0-21
Tied with 10 Minutes to Play	0-0
Leads with 5 Minutes to Play	8-2
Trails with 5 Minutes to Play	0-21
Tied with 5 Minutes to Play	0-0
Rice Shoots 50% or Better	1-0
Opponent Shoots 50% or Better	0-7
Rice Shoots Better than Opponent	5-3
Rice Outrebounds Opponent	2-12
Opponent Outrebounds Rice	6-10
Rebounds are the Same	0-1
Rice Shoots 70% or Better from Line	5-7
Rice Shoots More Free Throws	5-11
Opponent Shoots More FTs	2-12
Free Throw Attempts are the Same	1-10

2009-10 Game-by-Game Statistics

Date	Team	FG-A	Pct.	3FG-A	Pct.	FT-A	Pct.	O	D	REB	PF-D	A	TO	BL	ST	PTS	1st-2nd
F 17	Rice	22-54	.407	9-27	.333	4-7	.571	7	22	29	20-1	12	10	2	1	57	31-26
	SMU	22-47	.468	11-27	.407	12-18	.667	7	26	33	14-0	16	11	1	6	67	34-33
F 20	East Carolina	26-58	.448	6-17	.353	18-28	.643	14	26	40	22-0	12	13	3	8	76	30-46
	Rice	22-59	.373	3-23	.130	18-29	.621	15	20	35	22-0	10	12	3	8	65	24-41
F 24	Marshall	26-57	.456	10-25	.400	15-19	.789	12	36	48	22-0	15	16	6	8	77	32-45
	Rice	20-61	.328	4-21	.190	10-28	.357	14	21	35	18-0	8	12	0	12	54	21-33
F 27	Rice	25-56	.446	6-19	.316	8-21	.381	11	19	30	16-0	16	15	2	10	64	34-30
	UTEP	29-52	.558	12-25	.480	8-12	.667	7	28	35	15-1	21	21	3	11	78	45-33
M 3	Rice	25-64	.391	6-20	.300	14-19	.737	17	33	50	15-0	14	22	6	8	70	31-39
	Houston	28-70	.400	12-32	.375	10-16	.625	14	24	38	12-0	16	16	7	15	78	39-39
M 6	UCF	21-37	.568	5-13	.385	19-29	.655	7	26	33	21-0	12	22	1	5	66	32-34
	Rice	22-54	.407	4-15	.267	11-26	.423	13	14	27	23-1	10	13	1	16	59	25-34
M 10	Rice	24-57	.421	7-15	.467	7-13	.538	14	27	41	27-2	9	16	3	6	62	41-21
	Tulsa	20-51	.392	8-21	.381	25-37	.676	10	24	34	16-1	12	10	5	5	73	26-47

Owls Record When ...

Rice Commits Fewer Turnovers	6-6
Rice Commits More Turnovers	2-15
Turnovers are the Same	0-2
Rice Bench Outscores Opponent's	4-10
Rice Scores 90+ Points	0-0
Rice Scores 80-89	1-0
Rice Scores 70-79	5-2
Rice Scores Less Than 70	2-21
Opponent Scores 90+ Points	0-0
Opponent Scores 80-89	0-3
Opponent Scores 70-79	0-13
Opponent Scores Less Than 70	8-7
Afternoon Games	1-8
Evening Games	7-13
Televised on CBS College	0-1
Televised on Comcast	0-3
Games in November	4-2
Games in December	2-4
Games in January	1-7
Games in February	1-7
Games in March	0-3

More Game-by-Game Numbers

Date	Opponent	T/O	Second Chance	Paint	Fast Break	Bench	Ties	Leads
N 13	Sacramento St.	14	11	24	0	30	0	0
N 14	South Alabama	12	6	20	2	7	1	1
N 15	Houston Baptist	20	8	16	2	24	3	1
N 19	at Arizona	16	15	28	0	15	0	0
N 24	Furman	15	12	36	6	36	0	0
N 29	Texas	14	10	36	6	23	3	0
D 2	at Harvard	20	13	32	12	19	1	2
D 5	North Texas	11	9	38	8	27	3	4
D 16	Santa Clara	27	13	20	4	14	3	1
D 19	at LSU	15	17	32	4	19	0	2
D 23	at Lamar	15	16	30	8	14	3	2
D 29	McNeese State	11	8	28	8	13	3	4
J 2	at TCU	13	7	22	4	27	1	0
J 6	Houston	8	18	22	4	8	2	2
J 9	at UCF	7	7	14	2	12	0	1
J 13	at Tulane	9	11	26	4	23	1	3
J 16	Memphis	11	12	22	0	22	1	0
J 20	SMU	14	15	22	8	32	4	4
J 23	at Tulsa	15	4	28	10	11	5	4
J 30	at East Carolina	17	13	32	14	7	0	1
F 3	Tulane	20	15	38	6	17	1	1
F 6	UAB	13	9	24	0	10	0	2

Date	Opponent	T/O	Second Chance	Paint	Fast Break	Bench	Ties	Leads
F 8	Texas A&M Int'l	16	8	22	2	16	1	1
F 13	at USM	4	7	12	0	8	3	2
F 17	at SMU	14	5	8	3	16	2	2
F 20	East Carolina	10	15	28	2	15	4	2
F 24	Marshall	12	7	18	0	15	0	0
F 27	at UTEP	21	8	28	8	28	1	1
M 3	at Houston	10	11	30	14	29	2	3
M 6	UCF	19	5	30	6	7	5	2
M 10	vs. Tulsa	11	12	22	4	10	1	1
Totals		434	327	788	151	554	54	49
Avg/Game		14.0	10.5	25.4	4.9	17.9	1.7	1.6
Opp Totals		448	320	769	141	585	36	55
Avg/Game		14.5	10.3	24.8	4.5	18.9	1.2	1.8

2009-10 Superlatives

RICE TEAM HIGHS

Points: 81 vs. Sacramento State	Nov. 13, 2009
Field Goals Made: 29 vs. Furman	Nov. 24, 2009
Field Goal Attempts: 64 at Houston	March 3, 2010
Field Goal Percentage: .538 (7-13)	Jan. 6, 2010
3-Point Field Goals Made: 11 vs. Sacramento State	Nov. 13, 2009
3-Point Field Goal Attempts: 27 at SMU	Feb. 17, 2010
3-Point Field Goal Percentage: .529 (9-17) vs. USA	Nov. 14, 2009
Free Throws Made: 24 vs. Memphis	Jan. 16, 2010
Free Throw Attempts: 37 vs. Texas A&M International	Feb. 8, 2010
Free Throw Percentage: .917 (11-12) at Arizona	Nov. 19, 2009
Rebounds: 50 at Houston	March 3, 2010
Assists: 21 vs. Sacramento State	Nov. 13, 2009
Steals: 17 vs. Santa Clara	Dec. 16, 2009
Blocked Shots: 6 at Houston	March 3, 2010
Turnovers: 22 at Houston	March 3, 2010
Fouls: 33 vs. Texas	Nov. 29, 2009

RICE INDIVIDUAL HIGHS

Points: 23, Trey Stanton vs. Furman	Nov. 24, 2009
Field Goals Made: 9, Trey Stanton vs. Furman	Nov. 24, 2009
9, Tamir Jackson at LSU	Dec. 19, 2009
Field Goal Attempts: 16, Tamir Jackson at UCF	Jan. 9, 2010
16, Tamir Jackson vs. East Carolina	Feb. 20, 2010

3-Point FGs Made: 5, Connor Frizzelle vs. USA	Nov. 14, 2009
5, Lucas Kuipers at SMU	Feb. 17, 2010
5, Connor Frizzelle vs. Tulsa	March 10, 2010
3-Point Field Goal Attempts: 13, Lucas Kuipers at SMU	Feb. 17, 2010
Free Throws Made: 9, Lawrence Ghoram vs. USA	Nov. 14, 2009
FT Attempts: 14, Arsalan Kazemi vs. A&M International	Feb. 8, 2010
Rebounds: 14, Arsalan Kazemi vs. Houston	Jan. 6, 2010
14, Arsalan Kazemi at East Carolina	Jan. 30, 2010
Assists: 8, Tamir Jackson vs. Tulane	Feb. 3, 2010
Steals: 7, Arsalan Kazemi vs. UCF	March 6, 2010
Blocked Shots: 3, 4 Times	
Last: Suleiman Braimoh vs. Tulsa	March 10, 2010

OPPONENT TEAM HIGHS

Points: 85 at Harvard	Dec. 2, 2009
Field Goals Made: 31 by Harvard	Dec. 2, 2009
31 by Houston	Jan. 6, 2010
Field Goal Attempts: 70 by Houston	March 3, 2010
Field Goal Percentage: .608 (31-51) by Harvard	Dec. 2, 2009
3-Point Field Goals Made: 12 by UTEP	Feb. 27, 2010
12 by Houston	March 3, 2010
3-Point Field Goal Attempts: 30 by East Carolina	Jan. 30, 2010
3-Point Field Goal Percentage: .500 (8-16) by UAB	Feb. 6, 2010
Free Throws Made: 31 by Texas	Nov. 29, 2009
Free Throw Attempts: 46 by Texas	Nov. 29, 2009

FT Percentage: .923 (12-13) by Santa Clara	Dec. 16, 2009
Rebounds: 48 by Marshall	Feb. 24, 2010
Assists: 22 by Harvard	Dec. 2, 2009
Steals: 15 by Houston	March 3, 2010
Blocked Shots: 10 by Harvard	Dec. 2, 2009
Turnovers: 23 by Santa Clara	Dec. 16, 2009
Fouls: 26 by Texas A&M International	Feb. 8, 2010

OPPONENT INDIVIDUAL HIGHS

Points: 32 by Elliot Williams, Memphis	Jan. 16, 2010
Field Goals Made: 10 by Derek Williams, SMU	Jan. 20, 2010
Field Goal Attempts: 19 by Aubrey Coleman, Houston	March 3, 2010
3-Point Field Goals Made: 8 by Diego Kapelan, McNeese	Dec. 29, 2009
8 by Luis Gomez, Texas A&M International	Feb. 8, 2010
3-Point Field Goal Attempts: 14 by Luis Gomez, TAMU-Int'l	Feb. 8, 2010
Free Throws Made: 11 by Elliot Williams, Memphis	Jan. 16, 2010
11 by Aaron Johnson, UAB	Feb. 6, 2010
Free Throw Attempts: 16 by Elliot Williams, Memphis	Jan. 16, 2010
Rebounds: 17, Hassan Whiteside	Feb. 24, 2010
Assists: 10 by Desmond Wade, Houston	Jan. 6, 2010
Steals: 5 by Nic Wise, Arizona	Nov. 19, 2009
5 by A.J. Rompza, UCF	Jan. 9, 2010
Blocked Shots: 6 by Maurice McNeil, Houston	Jan. 6, 2010

2009-10 Game-by-Game Starters

Date	Opponent	F	F	G	G	G
N 13	Sacramento St.	Kuipers	Braimoh	Jackson	Frizzelle	Ghoram
N 14	South Alabama	Kuipers	Braimoh	Jackson	Frizzelle	Ghoram
N 15	Houston Baptist	Kuipers	Braimoh	Jackson	Frizzelle	Ghoram
N 19	at Arizona	Kuipers	Braimoh	Jackson	Frizzelle	Ghoram
N 24	Furman	Kuipers	Braimoh	Jackson	Frizzelle	Ghoram
N 29	Texas	Stanton	Braimoh	Jackson	Frizzelle	Ghoram
D 2	at Harvard	Stanton	Braimoh	Jackson	Frizzelle	Ghoram
D 5	North Texas	Stanton	Braimoh	Jackson	Frizzelle	Ghoram
D 16	Santa Clara	Stanton	Braimoh	Jackson	Frizzelle	Ghoram
D 19	at LSU	Stanton	Braimoh	Jackson	Frizzelle	Ghoram
D 23	at Lamar	Kazemi	Stanton	Jackson	Frizzelle	Ghoram
D 29	McNeese State	Kazemi	Stanton	Jackson	Frizzelle	Ghoram
J 2	at TCU	Kazemi	Stanton	Jackson	Frizzelle	Ghoram
J 6	Houston	Kazemi	Stanton	Jackson	Frizzelle	Ghoram
J 9	at UCF	Kazemi	Stanton	Jackson	Schwarze	Ghoram
J 13	at Tulane	Kazemi	Stanton	Jackson	Schwarze	Ghoram
J 16	Memphis	Kazemi	Stanton	Jackson	Schwarze	Ghoram
J 20	SMU	Kazemi	Stanton	Jackson	Schwarze	Ghoram
J 23	at Tulsa	Kazemi	Stanton	Kuipers(F)	Jackson	Ghoram

Date	Opponent	F	F	G	G	G
J 30	at East Carolina	Kazemi	Stanton	Kuipers (F)	Jackson	Ghoram
F 3	Tulane	Kazemi	Stanton	Kuipers (F)	Jackson	Ghoram
F 6	UAB	Kazemi	Stanton	Kuipers (F)	Jackson	Ghoram
F 8	Texas A&M Int'l	Kazemi	Stanton	Kuipers (F)	Jackson	Ghoram
F 13	at USM	Kazemi	Stanton	Kuipers (F)	Jackson	Ghoram
F 17	at SMU	Kazemi	Stanton	Kuipers (F)	Jackson	Ghoram
F 20	East Carolina	Kazemi	Stanton	Kuipers (F)	Jackson	Ghoram
F 24	Marshall	Kazemi	Stanton	Kuipers (F)	Jackson	Ghoram
F 27	at UTEP	Kazemi	Stanton	Kuipers (F)	Jackson	Ghoram
M 3	at Houston	Kazemi	Eversley	Kuipers (F)	Jackson	Frizzelle
M 6	UCF	Kazemi	Braimoh	Jackson	Frizzelle	Ghoram
M 10	vs. Tulsa	Kazemi	Braimoh	Jackson	Frizzelle	Ghoram

Miscellaneous Statistics

^LED RICE IN SCORING

Tamir Jackson	11
Arsalan Kazemi	8
Connor Frizzelle	4
Suleiman Braimoh	3
Lawrence Ghoram	3
Lucas Kuipers	3
Trey Stanton	3

^LED RICE IN REBOUNDS

Arsalan Kazemi	22
Lawrence Ghoram	4
Lucas Kuipers	3
Trey Stanton	2
Suleiman Braimoh	1

^LED RICE IN ASSISTS

Tamir Jackson	18
Connor Frizzelle	8
Lawrence Ghoram	5
A.J. Holland	4
Arsalan Kazemi	4
Lucas Kuipers	3
Nate Schwarze	1

DOUBLE-FIGURE SCORING GAMES

Tamir Jackson	17
Arsalan Kazemi	17
Connor Frizzelle	14
Trey Stanton	14
Lucas Kuipers	11
Lawrence Ghoram	10
Suleiman Braimoh	6
Chris Eversley	1
Emerson Herndon	1
Total	91

20-POINT SCORING GAMES

Tamir Jackson	1
Trey Stanton	1
Total	2

DOUBLE-FIGURE REBOUNDS GAMES

Arsalan Kazemi	12
Suleiman Briamoh	1
Total	13

DOUBLE-DOUBLES

Arsalan Kazemi	9
Suleiman Briamoh	1
Total	10

OR LEADING TO POINTS

Arsalan Kazemi	48
Suleiman Braimoh	30
Lucas Kuipers	19
Lawrence Ghoram	18
Trey Stanton	13
Emerson Herndon	4
Tamir Jackson	4
Connor Frizzelle	2
Nate Schwarze	2
Total	161

SECOND-CHANCE POINTS

Arsalan Kazemi	95
Suleiman Braimoh	56
Lucas Kuipers	38
Connor Frizzelle	34
Lawrence Ghoram	33
Trey Stanton	32
Tamir Jackson	21
Emerson Herndon	9
Chris Eversley	4
Bryan Beasley	2
Rice Total	324
Opponent Total	309

BLOCKS LEADING TO CHANGE OF POSSESSION

Arsalan Kazemi	13
Trey Stanton	9
Lawrence Ghoram	7
Suleiman Braimoh	5
Lucas Kuipers	5
Emerson Herndon	2
A.J. Holland	2
Total	42

SCORED THE OWLS' FIRST POINTS

Suleiman Braimoh	6
Arsalan Kazemi	6
Lucas Kuipers	6
Trey Stanton	6
Lawrence Ghoram	3
Tamir Jackson	3
Connor Frizzelle	1

^OWLS' FIRST SUBSTITUTION

Lucas Kuipers	12
Connor Frizzelle	7
Arsalan Kazemi	6
A.J. Holland	5
Trey Stanton	4
Bryan Beasley	2
Suleiman Braimoh	2
Chris Eversley	2
Lawrence Ghoram	1
Emerson Herndon	1
Trey Stanton	1

FREE THROWS LAST 4 MINUTES/OT**GAMES DECIDED BY 10 POINTS OR FEWER**

Lucas Kuipers	4-4	1.000
Connor Frizzelle	2-2	1.000
Tamir Jackson	7-11	.636
Lawrence Ghoram	5-8	.625
Trey Stanton	3-6	.500
Suleiman Braimoh	1-2	.500
Arsalan Kazemi	2-9	.222
Rice Total	24-35	.686

BENCH POINTS

Connor Frizzelle	113
Lucas Kuipers	87
Arsalan Kazemi	83
Suleiman Braimoh	61
Emerson Herndon	44
Trey Stanton	42
A.J. Holland	40
Bryan Beasley	37
Chris Eversley	25
Lawrence Ghoram	8
Nate Schwarze	6
Rice Total	546
Opponents	570

CHARGES DRAWN

Arsalan Kazemi	11
Suleiman Braimoh	4
Lawrence Ghoram	4
Emerson Herndon	3
Nate Schwarze	3
Connor Frizzelle	1
Trey Stanton	1
Total	27

FLOOR BURNS

Lawrence Ghoram	17
Arsalan Kazemi	12
Tamir Jackson	8
Lucas Kuipers	8
Connor Frizzelle	7
A.J. Holland	7
Nate Schwarze	5
Trey Stanton	5
Suleiman Braimoh	5
Bryan Beasley	1
Chris Eversley	1
Total	76

DEFLECTIONS

Arsalan Kazemi	31
Tamir Jackson	17
Lawrence Ghoram	15
Trey Stanton	15
Connor Frizzelle	11
Lucas Kuipers	11
Suleiman Braimoh	7
A.J. Holland	7
Nate Schwarze	6
Bryan Beasley	4
Emerson Herndon	3
Eghoesa Edomwonyi	1
Total	119

DUNKS

Arsalan Kazemi	27
Trey Stanton	7
Suleiman Briamoh	3
Lawrence Ghoram	3
Chris Eversley	2
Total	42

^Denotes Includes Co-Leaders

*Denotes Multiple Substitutions Included

RICE 81, SACRAMENTO STATE 51 • TUDOR FIELDHOUSE • HOUSTON, TEXAS • NOVEMBER 13, 2009

Sacramento State vs. Rice Game Notes

- ▶ Rice opened at home for the second straight year against a Big Sky Conference opponent (the Owls inaugurated Tudor Fieldhouse in 2008 against Portland State). Rice won an opener for the first time since a 118-66 victory over Paul Quinn College to start the 2006-07 season. Rice improved to 54-42 in season openers.
- ▶ The Owls are now 36-12 in season openers played at home.
- ▶ Connor Frizzelle began his sophomore season by equaling a career high for field goals made with seven. Frizzelle scored a team-high 18 points, going 7-for-10 from the field including a 4-for-5 performance from behind the arc.
- ▶ Arsalan Kazemi scored 10 points, had two assists and two steals in 20 minutes off the bench in his collegiate debut.
- ▶ Rice began the season with a 13-0 run which included a pair of three-pointers by Frizzelle and another trey by Tamir Jackson.
- ▶ With Rice playing three games in 72 hours of play, no Rice player reached 30 minutes of playing time. Frizzelle played a team-high 28 minutes. Both Lucas Kuipers and Jackson played 24 minutes.

Officials: Brent Meaux, Troy Raymond, Rodrick Dixon

Attendance: 1,631

Sacramento State	22	29	-	51
Rice	34	47	-	81

Sacramento State 51 | 0-1

No	Name	FG-A	3FG-A	FT-A	REB	PF	TP	A	TO	BL	ST	MIN
5	John Dickson	5-10	3-6	1-1	1	4	14	1	2	2	1	25
40	Justin Eller	2-5	0-0	3-4	2	0	7	0	2	0	0	26
14	Mike Marcial	1-3	0-0	0-0	3	1	2	2	2	0	1	21
21	Sultan Toiles-Bey	1-9	0-5	4-5	5	0	6	2	1	0	4	26
22	Antonio Flaggs	1-6	1-4	0-0	3	2	3	2	0	0	0	16
10	Jonathan Malloy	0-1	0-1	1-2	0	1	1	1	0	0	0	13
12	Jared Stigall	1-2	1-2	0-0	0	1	3	1	2	0	1	17
15	Dani Lopez	1-2	0-0	0-0	3	4	2	0	3	0	0	12
23	Domineek Daniel	3-9	1-3	0-2	3	2	7	3	3	0	1	19
32	Michael Selling	3-5	0-1	0-0	5	4	6	0	3	0	0	20
34	Brad Johnstin	0-1	0-1	0-0	0	0	0	0	0	0	1	5
TOTALS		20-52	6-20	6-10	28	15	52	9	18	1	6	200
FG Percentage - 34.0 • 3FG Percentage - 26.1 • FT Percentage - 64.3												

Rice 81 | 1-0

No	Name	FG-A	3FG-A	FT-A	REB	PF	TP	A	TO	BL	ST	MIN
11	Suleiman Braimoh	5-5	0-0	0-2	7	0	10	2	1	0	0	15
20	Lucas Kuipers	5-8	2-5	0-0	8	3	12	0	2	0	0	24
3	Tamir Jackson	1-7	1-3	0-0	1	1	3	5	4	0	3	24
4	Connor Frizzelle	7-10	4-5	0-0	2	3	18	3	1	0	0	28
33	Lawrence Ghoram	2-7	1-1	3-4	2	2	8	2	0	0	1	22
1	Nate Schwarze	0-1	0-0	0-0	1	0	0	1	0	0	1	4
5	Emerson Herndon	2-2	0-0	3-4	2	1	7	0	0	1	1	9
12	Bryan Beasley	1-4	1-3	1-2	1	0	4	0	0	0	0	11
14	Arsalan Kazemi	2-5	0-0	6-6	4	2	10	2	1	0	2	20
15	Trey Stanton	1-3	1-3	1-2	5	1	4	2	3	0	2	17
21	Chris Eversley	0-1	0-1	0-0	2	0	0	0	2	0	1	7
22	A.J. Holland	1-2	1-2	2-2	1	0	5	4	1	1	1	16
23	Egheosa Edomwonyi	0-0	0-0	0-0	0	0	0	0	1	0	0	3
TOTALS		27-55	11-23	16-22	40	13	81	21	16	2	12	200
FG Percentage - 49.1 • 3FG Percentage - 47.8 • FT Percentage - 72.7												

RICE 71, SOUTH ALABAMA 69 • TUDOR FIELDHOUSE • HOUSTON, TEXAS • NOVEMBER 14, 2009

South Alabama vs. Rice Game Notes

- ▶ After scoring just three points (he made his first collegiate field goal attempt, a three-pointer but went 1-for-7 against Sacramento State), Tamir Jackson scored a game-high 18 points in the Owls' win over South Alabama.
- ▶ Jackson was 6-for-15 from the field, had four rebounds, two assists and two steals.
- ▶ Connor Frizzelle played all 40 minutes of the South Alabama game. Tamir Jackson played 38 minutes including all but three seconds of the second half.
- ▶ Rice held an 11-point lead at the half and was up by as many as 13 points in the second period.
- ▶ South Alabama came back to tie the game at 59-59 with 4:19 to play and knotted the score at 65-65 with a minute to play.
- ▶ Trey Stanton drove inside and was fouled while converting a layup with 42 seconds to play. Stanton's ensuing free throw gave the Owls a 68-65 lead. After a missed three-pointer by USA's Tim Williams, Lawrence Ghoram knocked down a pair of free throws with 12 seconds to play, giving Rice a two-possession lead.

Officials: Steve Welmer, Brent Meaux, Dan Chrisman

Attendance: 1,714

South Alabama	27	42	-	69
Rice Owls	38	33	-	71

South Alabama 69 | 1-1

No	Name	FG-A	3FG-A	FT-A	REB	PF	TP	A	TO	BL	ST	MIN
1	Martino Brock	6-9	0-1	3-5	11	3	15	2	1	2	2	27
11	Philip Tabet	2-4	0-0	0-0	0	4	4	0	1	0	1	14
3	Bryan Sherrer	4-5	4-4	2-2	4	1	14	0	1	0	1	35
10	Raymond Sims	1-3	0-1	0-0	2	4	2	1	4	0	1	13
33	Tim Williams	2-12	0-3	6-9	5	2	10	1	0	0	1	30
2	Charles Tabet	1-2	0-0	0-0	2	0	2	0	0	1	0	2
4	LaShun Watson	2-10	0-4	0-0	6	1	4	1	0	0	1	24
5	Allyn Cooks	4-8	1-2	5-6	0	3	14	3	0	0	3	27
22	Gary Redus	0-1	0-1	0-0	1	1	0	1	2	0	1	7
24	DeAndre Hersey	0-1	0-0	2-3	1	1	2	0	1	2	0	7
32	Javier Carter	1-3	0-0	0-0	1	4	2	0	2	0	0	14
TOTALS		23-58	5-16	18-25	39	24	69	9	12	5	11	200

FG Percentage - 39.7 • 3FG Percentage - 31.3 • FT Percentage - 72.0

Rice 71 | 2-0

No	Name	FG-A	3FG-A	FT-A	REB	PF	TP	A	TO	BL	ST	MIN
11	Suleiman Braimah	2-5	0-0	0-0	3	2	4	2	0	0	0	19
20	Lucas Kuipers	4-7	3-5	0-0	4	4	11	0	0	0	0	27
3	Tamir Jackson	6-15	0-4	6-9	4	2	18	2	3	0	2	38
4	Connor Frizzelle	6-10	5-5	0-0	3	4	17	3	4	0	0	40
33	Lawrence Ghoram	2-4	1-1	9-12	7	4	14	3	2	1	2	32
5	Emerson Herndon	0-0	0-0	0-0	0	0	0	0	0	0	0	2
14	Arsalan Kazemi	0-2	0-0	2-4	3	3	2	0	3	0	1	15
15	Trey Stanton	2-7	0-1	1-1	5	3	5	0	2	0	3	19
22	A.J. Holland	0-1	0-1	0-0	0	1	0	0	1	0	0	8
TOTALS		22-51	9-17	18-26	34	23	71	10	15	1	8	200

FG Percentage - 43.1 • 3FG Percentage - 52.9 • FT Percentage - 69.2

RICE 60, HOUSTON BAPTIST 46 • TUDOR FIELDHOUSE • HOUSTON, TEXAS • NOVEMBER 15, 2009

Houston Baptist vs. Rice Game Notes

- ▶ Rice won its third game in three days. It was the first time Rice had opened at home with three games in 72 hours.
- ▶ The Owls led 35-18 at the break before shooting just 27 percent from the field in the second half.
- ▶ Rice would convert on 21-of-25 free throw attempts (84 percent).
- ▶ Sophomore guard Connor Frizzelle averaged 14.7 points en route to being named the Most Valuable Player of the Rice Basketball Challenge presented by Holiday Inn & Suites Medical Center.
- ▶ Freshman Tamir Jackson was named to the all-tournament team after averaging 10.3 points an outing in the tournament. Rounding out the all-tournament team were Tim Williams and Martino Brock of South Alabama along with Sacramento State's John Dickson and Houston Baptist's Mario Flaherty.

Officials: Mike Wood, Rick Randall, Hal Lusk

Attendance: 1745

Houston Baptist	18	28	-	46
Rice Owls	35	25	-	60

Houston Baptist 46 | 0-3

No	Name	FG-A	3FG-A	FT-A	REB	PF	TP	A	TO	BL	ST	MIN
31	Andrew Gonzalez	5-10	0-3	4-4	4	2	14	0	3	0	1	34
45	Mario Flaherty	2-7	0-0	2-2	10	3	6	1	4	1	0	31
44	Damian Lewis	1-2	0-0	2-3	3	4	4	0	2	1	0	16
12	Michael Moss	0-5	0-3	1-2	5	2	1	0	3	0	0	28
20	Wendell Preadom	2-7	0-2	0-2	4	3	4	3	4	0	0	31
3	Ben Daniels	1-2	1-2	0-0	0	0	3	0	0	0	0	4
4	Remy Boswell	1-3	0-0	3-4	5	2	5	0	2	0	0	14
5	Miles Sixon	1-4	0-1	0-0	3	0	2	1	1	0	0	14
13	Fred Hinnenkamp	1-7	0-4	0-2	2	0	2	1	1	0	0	15
15	Shawn Echols	1-1	1-1	0-0	1	1	3	0	0	0	0	3
32	Kris Roy	1-3	0-1	0-0	0	0	2	1	2	0	0	10
TOTALS		16-51	2-17	12-19	46	17	46	7	22	2	1	200

FG Percentage - 31.4 • 3FG Percentage - 11.8 • FT Percentage - 63.2

Rice 60 | 3-0

No	Name	FG-A	3FG-A	FT-A	REB	PF	TP	A	TO	BL	ST	MIN
11	Suleiman Braimoh	2-5	0-0	6-6	4	1	10	0	0	1	0	17
20	Lucas Kuipers	1-7	0-3	0-0	7	2	2	1	1	1	0	22
3	Tamir Jackson	3-9	0-3	4-5	6	3	10	1	2	0	3	33
4	Connor Frizzelle	2-9	1-4	4-4	0	1	9	4	2	0	1	30
33	Lawrence Ghoram	2-4	1-2	0-0	1	3	5	0	0	1	0	18
1	Nate Schwarze	0-0	0-0	0-0	0	1	0	0	0	0	1	4
5	Emerson Herndon	1-5	0-0	1-2	4	2	3	1	0	0	0	8
12	Bryan Beasley	1-5	0-0	1-2	4	2	3	1	0	0	0	8
14	Arsalan Kazemi	3-6	0-0	0-1	4	4	6	0	1	1	1	16
15	Trey Stanton	1-5	0-0	6-6	2	0	8	1	0	0	0	21
21	Chris Eversley	0-0	0-0	0-0	0	0	0	0	1	0	0	2
22	A.J. Holland	2-3	1-2	0-0	1	1	5	0	2	1	1	14
23	Egheosa Edomwonyi	0-0	0-0	0-1	1	1	0	0	0	0	0	2
TOTALS		18-58	3-16	21-25	38	19	60	8	11	5	7	200

FG Percentage - 31.0 • 3FG Percentage - 18.8 • FT Percentage - 84.0

ARIZONA 66, RICE 49 • OLSON COURT • MCKALE CENTER • TUCSON, ARIZ. • NOVEMBER 19, 2009

Arizona vs. Rice Game Notes

- ▶ Rice missed its first seven shots including a couple offensive putbacks as Arizona jumped out to a 9-0 lead. The Owls did not score until Lucas Kuipers converted a pair of free throws at the 14:40 mark. Rice did not score from the field until a Arsalan Kazemi jumper with 13:57 to play in the period.
- ▶ Rice shot just 19.4 percent from the field in the first half (6-of-31).
- ▶ Arizona had as much as an 18-point lead in the first half (24-6 with six minutes to play in the period).
- ▶ The Owls got back into the game in the second half, utilizing an 11-3 run to close the gap to six-points, 44-38, with 12:49 to play. The Owls' rally was capped by a three-pointer by Connor Frizzelle then another Frizzelle basket on the next Rice possession.
- ▶ After having its lead cut to six, Arizona scored the next six points capped by a Derrick Williams' dunk to give the Wildcats a 52-40 lead with 10:12 to play.
- ▶ Arsalan Kazemi recorded his first career double-double with a 13-point, 10-rebound effort. Kazemi also had two blocks and a steal in the game.
- ▶ The game was the first in a home-and-home series between the two schools. Prior to the contest, Rice and Arizona had never met on the basketball court.

Officials: Scott Thornley, Kerry Sitton, Steve Pyatt

Attendance: 13,531

Rice Owls	20	29	-	49
Arizona Wildcats	33	33	-	66

Rice 49 | 3-1

No	Name	FG-A	3FG-A	FT-A	REB	PF	TP	A	TO	BL	ST	MIN
11	Suleiman Braimoh	0-0	0-0	0-0	2	0	0	0	1	0	1	10
20	Lucas Kuipers	2-12	1-7	4-4	8	1	9	0	1	0	0	28
3	Tamir Jackson	4-15	0-5	3-3	3	2	11	1	6	0	2	37
4	Connor Frizzelle	3-12	1-5	0-0	3	2	7	0	2	0	1	32
33	Lawrence Ghoram	3-11	0-1	1-2	7	1	7	2	2	0	0	32
5	Emerson Herndon	1-3	0-0	0-0	3	1	2	0	2	0	1	12
12	Bryan Beasley	0-0	0-0	0-0	1	2	0	0	0	0	0	4
14	Arsalan Kazemi	5-7	0-0	3-3	10	4	13	1	1	2	0	24
15	Trey Stanton	0-3	0-0	0-0	1	2	0	1	1	3	0	19
22	A.J. Holland	0-0	0-0	0-0	0	0	0	0	2	0	0	2
TOTALS		18-63	2-18	11-12	41	15	49	5	19	5	5	200

FG Percentage - 31.4 • 3FG Percentage - 11.8 • FT Percentage - 63.2

Arizona 66 | 2-0

No	Name	FG-A	3FG-A	FT-A	REB	PF	TP	A	TO	BL	ST	MIN
23	Derrick Williams	5-10	0-1	0-0	6	0	10	2	0	2	0	29
42	Jamelle Horne	5-11	2-5	1-4	7	3	13	2	6	1	1	30
44	Solomon Hill	6-11	0-1	0-0	3	3	12	2	2	0	0	24
13	Nic Wise	6-10	3-4	0-0	3	0	15	7	5	0	5	35
24	Brendon Lavender	0-3	0-3	2-2	4	1	2	2	0	0	1	27
1	Kyryl Natyazhko	0-3	0-0	0-0	4	2	0	0	2	0	1	11
12	Lamont Jones	3-8	0-2	2-4	4	3	8	3	1	0	3	21
20	Dondre Wise	0-0	0-0	0-0	0	0	0	0	0	0	0	1
21	Kyle Fogg	2-4	2-3	0-0	4	2	6	2	0	0	0	18
33	D.J. Shumpert	0-0	0-0	0-0	1	0	0	1	0	0	0	2
50	Alex Jacobson	0-0	0-0	0-0	0	0	0	0	0	0	0	2
TOTALS		27-60	7-19	5-10	39	14	66	21	17	3	11	200

FG Percentage - 45.0 • 3FG Percentage - 36.8 • FT Percentage - 50.0

RICE 77, FURMAN 65 • TUDOR FIELDHOUSE • HOUSTON, TEXAS • NOVEMBER 24, 2009

Furman vs. Rice Game Notes

- ▶ Rice junior center Trey Stanton established a new scoring high, finishing with 23 points on 9-for-15 shooting. Stanton was 1-for-2 from three-point range and knocked down 4-of-5 free throw attempts. He also grabbed nine rebounds and had three assists. Stanton's previous scoring high was 21 points posted during conference play of the 2008-09 season at East Carolina.
- ▶ Lawrence Ghoram knocked down a three-pointer on the Owls' first possession of the game and the squad would never trail. Rice built as much as a 17-point lead in the first half.
- ▶ Rice led 39-30 at halftime. Furman would cut the lead to as few as five points, 44-39 with 16:14 to play. Suleiman Braimoh would score inside on the Owls' next possession and after a missed Paladin three-pointer, Braimoh punctuated a fast break with a dunk off a Tamir Jackson pass to extend the Rice lead to 48-39.
- ▶ A Stanton putback dunk sparked a 10-0 Rice run midway through the second half that stretched the Owls' lead to 65-45 with 8:26 to play.
- ▶ Rice freshman point guard A.J. Holland received his most extensive playing time thus far in the season and responded with five points and three assists. Holland was playing with his father, longtime collegiate coach James Holland on hand to see his son play at the collegiate level for the first time.
- ▶ Freshman Arsalan Kazemi followed up his first double-figure rebounding game (10 at Arizona) with nine boards in the Owls' win over Furman. Kazemi had four offensive rebounds with two leading to putback baskets including a dunk.
- ▶ Rice shot better than 50 percent from the field for the first time during the season (52.7 percent). The Owls' 17 assists were also an early-season high.

Officials: Steve Welmer, Rick Crawford, Randy Heimerman

Attendance: 1,791

Furman	30	35	-	65
Rice Owls	39	38	-	77

Furman 65 | 3-1

No	Name	FG-A	3FG-A	FT-A	REB	PF	TP	A	TO	BL	ST	MIN
24	Brandon Sebirumbi	1-3	0-0	0-0	2	4	2	0	3	1	0	21
31	Amu Saaka	4-10	0-2	10-13	6	3	18	0	0	0	0	33
34	Colin Reddick	1-6	0-0	0-0	6	2	2	0	0	0	0	17
1	Justin Dehm	4-9	3-7	0-0	1	1	11	2	0	0	0	26
11	Jordan Miller	5-11	2-4	4-4	4	1	16	1	4	0	1	29
2	Neil Duval	0-1	0-0	0-0	0	1	0	0	1	0	0	7
4	Noah States	0-2	0-0	0-0	0	1	0	0	0	0	0	7
5	Darryl Evans	3-4	1-2	2-2	5	1	9	3	0	0	0	25
32	Bryson Barnes	2-6	1-3	2-2	1	4	7	2	4	3	2	21
50	Chris Toler	0-0	0-0	0-0	1	1	0	0	1	0	1	14
TOTALS		20-52	7-18	18-21	28	19	65	8	13	4	4	200

FG Percentage - 38.5 • 3FG Percentage - 38.9 • FT Percentage - 85.7

Rice 77 | 4-1

No	Name	FG-A	3FG-A	FT-A	REB	PF	TP	A	TO	BL	ST	MIN
11	Suleiman Braimoh	4-6	0-0	0-0	7	3	8	0	0	3	2	14
20	Lucas Kuipers	2-5	1-3	0-0	1	2	5	2	1	0	0	16
3	Tamir Jackson	3-7	0-1	4-4	5	1	10	4	4	0	2	36
4	Connor Frizzelle	4-7	1-3	0-0	0	2	9	2	2	0	1	27
33	Lawrence Ghoram	3-7	1-2	2-2	0	3	9	3	0	0	0	24
5	Emerson Herndon	0-0	0-0	0-1	1	0	0	0	0	0	0	5
12	Bryan Beasley	1-1	0-0	1-2	0	0	3	0	0	0	1	7
14	Arsalan Kazemi	2-2	0-0	1-2	9	4	5	0	2	2	0	17
15	Trey Stanton	9-15	1-2	4-5	9	2	23	3	0	0	2	32
22	A.J. Holland	1-5	0-2	3-5	0	1	5	3	0	0	2	22
TOTALS		29-55	4-13	15-21	35	18	77	17	9	5	10	200

FG Percentage - 52.7 • 3FG Percentage - 30.8 • FT Percentage - 71.4

TEXAS 77, RICE 59 • TUDOR FIELDHOUSE • HOUSTON, TEXAS • NOVEMBER 29, 2009

Texas vs. Rice Game Notes

- ▶ Rice trailed 33-23 at the half and by as many as 15 points in the opening minutes of the second period. The Owls used a 10-3 run to cut the Texas lead to five points, 59-54 when Suleiman Braimoh put back a Connor Frizzelle miss with 7:22 to play. The rally also included one of Arsalan Kazemi's three dunks.
- ▶ Both Suleiman Braimoh and Emerson Herndon registered new career scoring highs in the loss. Braimoh went 6-for-9 from the field, scoring a team-high 12 points. He also had three rebounds, an assist, a block and a steal. Herndon scored eight points in seven minutes of play. He was 4-for-7 from the field.
- ▶ Texas made 31-of-46 free throws. The 46 free throws was a Rice opponent record, breaking the old mark of 44 set by the Lonhorns on Feb. 7, 1996, the last time the two teams met on the Rice campus and equaled in a road game at Nevada during the 2002-03 season.
- ▶ Texas shot 30 of their 46 free throws in the second half.
- ▶ Rice was whistled for 33 fouls in the game, second most in school history. Lucas Kuipers (6:44), Lawrence Ghoram (5:31) and Emerson Herndon (5:04) all fouled out of the game. A.J. Holland, Tamir Jackson, Arsalan Kazemi and Trey Stanton all finished with four fouls.
- ▶ Rice played host to Texas on the Rice University campus for the first time since 1996 when both school were members of the Southwest Conference. Rice had played host to Texas in Houston proper twice since the 1996 on campus meeting. The two teams played in the Toyota Center in downtown Houston both during the 2005-06 and 2007-08 seasons.
- ▶ Texas was the highest-ranked opponent to play Rice in Tudor Fieldhouse since a then, No. 1 ranked Connecticut team defeated the Owls 92-83 on Jan. 2, 2004.

Officials: Ed Hightower, Tom O'Neill, Gary Maxwell

Attendance: 4,669

Texas	33	44	-	77
Rice Owls	23	36	-	59

Texas 77 | 5-0

No	Name	FG-A	3FG-A	FT-A	REB	PF	TP	A	TO	BL	ST	MIN
5	Damion James	2-9	0-2	4-6	8	4	8	1	0	0	0	26
34	Dexter Pittman	7-8	0-0	7-12	9	2	21	1	4	3	0	26
0	Avery Bradley	3-7	0-2	2-2	1	3	8	4	0	1	1	26
24	Justin Mason	0-2	0-0	1-4	2	0	1	4	1	0	0	16
50	J'Covan Brown	3-8	1-5	8-8	5	3	15	4	5	0	2	31
1	Gary Johnson	1-3	0-0	5-8	1	0	7	0	2	0	1	16
2	Shawn Williams	0-0	0-0	0-0	0	0	0	0	0	0	0	2
4	Dogus Balbay	2-4	0-1	1-2	9	3	5	1	1	0	1	29
20	Alexis Wangmene	0-1	0-1	1-2	4	2	1	0	0	0	0	8
21	Matt Hill	0-0	0-0	0-0	0	0	0	0	0	0	0	1
23	Jordan Hamilton	3-9	3-6	2-2	2	1	11	0	1	1	1	19
TOTALS		21-51	4-17	31-46	45	18	77	15	14	5	6	200

FG Percentage - 41.2 • 3FG Percentage - 23.5 • FT Percentage - 67.4

Rice 59 | 4-2

No	Name	FG-A	3FG-A	FT-A	REB	PF	TP	A	TO	BL	ST	MIN
11	Suleiman Braimoh	6-9	0-0	0-0	3	2	12	1	1	1	1	21
15	Trey Stanton	4-9	0-1	2-2	4	4	10	0	1	0	0	21
3	Tamir Jackson	3-8	0-2	2-6	1	4	8	4	4	0	2	32
4	Connor Frizzelle	0-10	0-2	0-0	4	0	0	3	1	0	1	36
33	Lawrence Ghoram	1-5	0-1	4-4	0	5	6	3	1	0	0	21
5	Emerson Herndon	4-7	0-0	0-0	2	5	8	0	2	0	0	7
12	Bryan Beasley	0-0	0-0	0-0	0	0	0	0	0	0	0	2
14	Arsalan Kazemi	4-6	0-0	0-1	9	4	8	0	2	0	2	24
20	Lucas Kuipers	2-3	1-2	0-0	4	5	5	1	0	0	1	17
22	A.J. Holland	1-6	0-2	0-1	3	4	2	2	2	0	1	19
TOTALS		25-63	1-10	8-14	36	33	59	14	14	1	8	200

FG Percentage - 49.1 • 3FG Percentage - 31.3 • FT Percentage - 75.0

HARVARD 85, RICE 64 • LAVIETES PAVILION • CAMBRIDGE, MASS. • DECEMBER 2, 2009

Rice vs. Harvard Game Notes

- ▶ Up 40-26 at halftime, Harvard's Keith Wright scored the Crimson's first six points after the break and Doug Miller added an outside jumper to give the Crimson a 48-26 lead three minutes into the half.
- ▶ For the second straight game, sophomore forward Emerson Herndon registered a career scoring high. Herndon scored 13 points in 19 minutes of play. He was 5-for-10 from the field and knocked down 3-of-6 free throws. The Houston native also had a block and a steal.
- ▶ Rice was led in scoring by Lawrence Ghoram who equaled a season scoring high with 14 points. He was 5-for-12 from the field and knocked down 5-of-6 free throws.
- ▶ Freshman Arsalan Kazemi did not make the trip, remaining in Houston to focus on academics ahead of finals as well as continue to rehabilitate an ankle injury aggravated during the Texas game.
- ▶ The game marked the Owls' first in Cambridge, Mass. The trek to Harvard wrapped up a home-and-home series between the two institutions. Rice defeated the Crimson 67-63 during the 2008-09 season.

Officials: Jose Carrion, Douglas Hopper, Kevin Hart

Attendance: 986

Rice Owls	26	38	-	64
Harvard	40	45	-	85

Rice 64 | 4-3

No	Name	FG-A	3FG-A	FT-A	REB	PF	TP	A	TO	BL	ST	MIN
11	Suleiman Braimoh	2-6	0-0	0-0	5	2	4	0	1	0	0	14
33	Lawrence Ghoram	5-12	0-0	4-5	6	2	14	2	3	0	4	31
15	Trey Stanton	4-6	0-0	5-6	3	3	13	0	2	1	1	24
3	Tamir Jackson	1-6	1-3	4-4	1	3	7	2	5	0	2	25
4	Connor Frizzelle	2-6	2-3	1-2	0	1	7	2	2	0	0	32
1	Nate Schwarze	0-0	0-0	0-0	0	0	0	1	0	0	1	7
5	Emerson Herndon	5-10	0-0	3-6	3	1	13	0	0	1	1	19
12	Brayn Beasley	0-0	0-0	1-4	2	1	1	0	0	0	0	12
20	Lucas Kuipers	2-3	1-2	0-0	1	3	5	1	3	0	0	18
22	A.J. Holland	0-5	0-2	0-0	1	2	0	1	2	0	1	18
TOTALS		21-54	4-10	18-27	26	18	64	9	18	2	10	200

FG Percentage - 38.9w3FG Percentage - 40.0wFT Percentage - 66.7

Harvard 85 | 6-1

No	Name	FG-A	3FG-A	FT-A	REB	PF	TP	A	TO	BL	ST	MIN
24	Doug Miller	2-2	0-0	0-0	4	2	4	3	3	0	2	19
42	Keith Wright	8-10	0-0	0-0	2	3	16	0	2	3	1	19
1	Christian Webster	3-6	2-3	2-2	3	1	10	3	2	0	1	27
4	Jeremy Lin	5-10	0-3	4-6	8	3	14	4	2	1	4	25
11	Oliver McNally	3-6	0-1	7-8	0	0	13	7	3	0	3	28
10	Bradyn Curry	3-4	1-1	0-0	4	1	7	2	4	1	1	22
12	Jeff Georgatos	0-0	0-0	0-0	0	1	0	0	0	0	0	4
14	Peter Edelson	0-0	0-0	0-0	1	0	0	0	0	0	0	1
20	Andrew Van Nest	1-2	1-2	0-0	1	1	3	0	0	1	0	10
21	Dee Giger	1-3	0-2	0-0	2	2	2	1	4	0	0	17
30	Kyle Casey	3-4	0-0	0-0	4	4	6	0	1	2	0	15
33	Pat Magnarelli	2-4	0-0	4-4	0	1	8	2	0	2	1	12
34	Spencer deMars	0-0	0-0	2-2	0	0	2	0	0	0	0	1
TOTALS		25-63	1-10	8-14	36	33	59	14	14	1	8	200

FG Percentage - 49.1♦3FG Percentage - 31.3♦FT Percentage - 75.0

NORTH TEXAS 64, RICE 62 • TUDOR FIELDHOUSE • HOUSTON, TEXAS • DECEMBER 5, 2009

North Texas vs. Rice Game Notes

- ▶ Rice led by as many as nine points midway through the first half. A 9-2 run would give North Texas its first lead of the game and the Mean Green held a 32-27 lead at the break. The Owls would come back from an eight-point deficit in the second half, regaining a 46-45 edge on a Tamir Jackson fastbreak basket with 9:18 to play.
- ▶ The game remained a one-possession contest into the final minute. Connor Frizzelle's three-pointer with 1:37 to play tied the game at 59-59 but Jackson was whistled for a foul on the ensuing inbound. Josh White made two free throws and UNT would not relinquish the lead.
- ▶ White was 6-for-6 from the line in the game's final two minutes and 9-for-9 for the game. He finished with 14 points along with four assists. Dominique Johnson provided UNT a lift off the bench, scoring 15 points on 5-for-6 shooting. He was 3-for-4 from three-point range.
- ▶ Rice had four players score in double figures, led by Tamir Jackson's 13-point, 8-rebound, 5-assist effort.
- ▶ Freshman forward Arsalan Kazemi came off the bench to post his second career double-double. He finished with 12 points and 11 rebounds. Kazemi also had two assists, two blocks and a steal in 29 minutes of play.

Officials: Tom O'Neill, David Hall, Craig Murley

Attendance: 1,490

North Texas	32	32	-	64
Rice Owls	27	35	-	62

North Texas 64 | 5-2

No	Name	FG-A	3FG-A	FT-A	REB	PF	TP	A	TO	BL	ST	MIN
25	Eric Tramiel	3-10	2-5	2-4	7	3	10	1	3	0	0	34
30	Jacob Holmen	1-6	0-0	0-0	3	0	2	0	0	0	0	11
10	Josh White	2-5	1-1	9-9	2	1	14	4	3	0	0	38
14	Tristan Thompson	0-4	0-3	2-2	0	2	2	0	0	0	0	18
23	Richard Thomas	1-4	1-4	0-0	1	4	3	0	1	0	0	11
1	Dominique Johnson	5-6	3-4	2-2	1	1	15	3	1	0	2	16
3	Alzee Williams	1-2	0-0	0-0	1	0	2	0	1	0	0	12
4	George Odufuwa	1-2	0-0	2-5	10	3	4	0	2	0	0	28
20	Collin Mangrum	4-8	1-4	3-4	3	2	12	0	1	1	1	23
21	Shannon Shorter	0-1	0-1	0-0	1	0	0	0	0	0	0	3
42	Cameron Spencer	0-0	0-0	0-0	1	0	0	0	0	0	0	6
TOTALS		18-48	8-22	20-26	33	16	64	8	12	1	3	200

FG Percentage - 37.5w3FG Percentage - 36.4wFT Percentage - 76.9

Rice 62 | 4-4

No	Name	FG-A	3FG-A	FT-A	REB	PF	TP	A	TO	BL	ST	MIN
11	Suleiman Braimoh	0-1	0-0	0-0	3	0	0	1	2	0	1	8
15	Trey Stanton	2-6	0-2	1-2	4	3	5	0	3	0	0	28
3	Tamir Jackson	6-13	1-2	0-0	8	5	13	5	3	0	0	36
4	Connor Frizzelle	4-10	2-8	0-0	0	1	10	2	0	0	1	32
33	Lawrence Ghoram	3-7	0-0	1-3	2	3	7	1	1	1	0	23
1	Nate Schwarze	0-0	0-0	0-0	1	0	0	0	0	0	0	3
5	Emerson Herndon	2-5	0-0	0-0	2	2	4	0	1	0	0	10
14	Arsalan Kazemi	3-10	0-0	6-7	11	4	12	2	1	2	1	29
20	Lucas Kuipers	5-9	1-3	0-0	4	3	11	0	0	0	0	20
22	A.J. Holland	0-1	0-0	0-0	0	1	0	1	0	0	0	11
TOTALS		25-62	4-15	8-12	40	22	62	12	11	3	3	200

FG Percentage - 40.3w3FG Percentage - 26.7wFT Percentage - 66.7

RICE 70, SANTA CLARA 57 • TUDOR FIELDHOUSE • HOUSTON, TEXAS • DECEMBER 16, 2009

Santa Clara vs. Rice Game Notes

- ▶ Rice picked up its 1,000th all-time win.
- ▶ The Owls trailed by as many as seven points in the first half before going on an 11-2 run capped by a Trey Stanton steal and dunk at the 4:58 mark of the first half that gave Rice a 21-19 lead.
- ▶ Rice had 17 steals in the game, including a career-high five by Tamir Jackson. It was the first time in over five years Rice had 15+ steals. The Owls had 15 steals in an 81-76 win over Louisiana-Lafayette on February 21, 2004.
- ▶ The Owls scored 27 points off 23 Santa Clara turnovers.
- ▶ Arsalan Kazemi had a then, season-high four steals to go along with 12 points, seven rebounds and two assists. In 20 minutes of action playing off the bench the freshman was 4-for-8 from the field and knocked down 4-of-5 free throws.
- ▶ Connor Frizzelle was 4-for-7 from three-point range, knocking down 3-of-5 attempts in the second half en route to a team-high 16-point scoring game. Frizzelle also had five assists and no turnovers while playing 38 minutes.
- ▶ Santa Clara's roster included sophomore Kevin Foster, the younger brother of Rice letterman Rodney Foster who concluded his playing time with the 2008-09 season. Kevin Foster suffered a fracture of the fifth metatarsal of his right foot earlier in the month and was on the bench in street clothes.

Officials: Scott Thornley, Tom O'Neill, Warren Evans

Attendance: 1,556

Santa Clara	27	30	-	57
Rice Owls	31	39	-	70

Santa Clara 57 | 6-5

No	Name	FG-A	3FG-A	FT-A	REB	PF	TP	A	TO	BL	ST	MIN
15	Marc Trasolini	6-12	3-7	2-2	6	3	17	2	2	3	0	34
31	Niyi Harrison	2-4	0-0	4-4	4	1	8	0	4	1	0	31
42	Raymond Cowels	0-8	0-6	2-2	6	1	2	3	2	0	0	32
1	Robert Smith	5-12	0-5	0-0	1	1	10	3	6	0	0	30
24	Troy Payne	1-2	0-0	0-0	7	1	2	0	3	0	1	22
3	Chris Cunningham	0-0	0-0	0-0	2	2	0	0	0	0	0	4
10	Ben Dowdell	3-3	0-0	0-0	4	5	6	0	0	0	3	11
13	Troy Alexander	1-2	0-1	0-0	0	0	2	1	3	0	0	11
14	Michael Santos	2-5	2-4	4-5	2	3	10	0	3	0	0	25
TOTALS		20-48	5-23	12-13	35	17	57	9	23	4	4	200

FG Percentage - 41.7 • 3FG Percentage - 21.7 • FT Percentage - 92.3

Rice 70 | 5-4

No	Name	FG-A	3FG-A	FT-A	REB	PF	TP	A	TO	BL	ST	MIN
11	Suleiman Braimoh	2-6	0-0	2-2	5	2	6	2	0	0	3	18
33	Lawrence Ghoram	5-12	1-4	4-4	8	4	15	0	1	1	1	31
15	Trey Stanton	5-9	2-4	2-2	2	1	14	2	1	0	2	32
3	Tamir Jackson	1-6	0-3	3-4	0	1	5	2	2	0	5	24
4	Connor Frizzelle	4-9	4-7	4-6	3	2	16	5	0	0	2	38
5	Emerson Herndon	0-0	0-0	0-0	0	0	0	0	1	0	0	3
12	Brayn Beasley	0-0	0-0	0-0	0	0	0	2	1	0	0	6
14	Arsalan Kazemi	4-8	0-0	4-5	7	1	12	2	3	0	4	20
20	Lucas Kuipers	1-6	0-3	0-0	6	4	2	1	2	0	0	16
22	A.J. Holland	0-0	0-0	0-0	0	2	0	1	1	1	0	12
TOTALS		22-56	7-21	19-23	31	17	70	17	12	2	17	200

FG Percentage - 33.9 • 3FG Percentage - 33.3 • FT Percentage - 82.6

LSU 65, Rice 61 · **PETE MARAVICH ASSEMBLY CENTER** · **BATON ROUGE, LA.** · **DECEMBER 19, 2009**
Rice vs. LSU Game Notes

- ▶ LSU guard Bo Spencer knocked down a pair of mid-range jumpers and following a Rice turnover drilled a three-pointer en route to scoring seven straight points as the Tigers stretched a one-point lead to a 40-32 advantage with 13:23 to play.
- ▶ Over the game's final minutes, the contest was a two-possession game. Rice had an opportunity to cut the lead back to one possessin again with less than two minutes to play. However, after a couple missed field goal attempts including one following an LSU turnover, the Tigers' Eddie Ludwig knocked down a pair of free throws with 57 seconds to play to stake the home team to a 61-54 lead.
- ▶ Lawrence Ghoram canned a three-pointer but Spencer answered with a pair of free throws at the other end of the court to extend the lead back to six, 63-57 with 38 seconds to play.
- ▶ Ghoram was playing in front of a large contingent of family and friends. The Rice senior is a native of Zachary, La., located just minutes north of Baton Rouge. Ghoram was 6-for-10 from the field and knocked down all three of his three-point attempts en route to a season-high 17 point game. Ghoram also had eight rebounds while playing all 40 minutes.
- ▶ Rice freshman Tamir Jackson was 9-for-15 from the field and finished with a then, seasonr-high 19 points along with two assists and a steal.
- ▶ Rice shot a season-low 52.6 percent at the free throw line. The Owls made just 7-of-15 shots in the second half.

Officials: Doug Sirmons, Bruce Benedict, Steven Anderson

Attendance: 8,629

Rice	27	34	-	61
LSU	30	35	-	65

Rice 61 | 5-5

No	Name	FG-A	3FG-A	FT-A	REB	PF	TP	A	TO	BL	ST	MIN
11	Suleiman Braimoh	1-1	0-0	2-4	6	1	4	0	0	0	0	10
15	Trey Stanton	0-5	0-2	0-0	1	1	0	0	3	0	0	17
3	Tamir Jackson	9-15	1-2	0-1	3	4	19	2	2	0	1	30
4	Connor Frizzelle	0-3	0-0	2-2	2	1	2	1	3	0	1	31
33	Lawrence Ghoram	6-10	3-3	2-2	8	1	17	0	2	0	1	40
1	Nate Schwarze	0-0	0-0	0-0	0	0	0	0	0	0	0	1
5	Emerson Herndon	1-3	0-0	0-2	1	3	2	0	1	1	0	8
12	Brayn Beasley	0-0	0-0	0-0	1	1	0	0	0	0	0	4
14	Arsalan Kazemi	5-10	0-0	2-6	9	2	12	2	0	0	1	28
20	Lucas Kuipers	0-5	0-3	2-2	0	5	2	1	1	0	1	16
22	A.J. Holland	1-4	1-3	0-0	0	0	3	1	0	0	0	15
TOTALS		23-56	5-13	10-19	35	19	61	7	12	1	5	200

FG Percentage - 41.1 ♦ 3FG Percentage - 38.5 ♦ FT Percentage - 52.6

LSU 65 | 8-2

No	Name	FG-A	3FG-A	FT-A	REB	PF	TP	A	TO	BL	ST	MIN
1	Tasmin Mitchell	4-12	1-4	1-2	12	4	10	4	6	1	1	39
3	Garrett Green	1-4	0-0	0-0	4	0	2	0	0	2	0	11
24	Storm Warren	4-9	0-0	3-5	9	5	11	0	1	3	3	31
11	Bo Spencer	8-16	4-10	2-3	1	0	22	2	2	0	2	40
20	Zach Kinsley	0-1	0-1	0-0	0	0	0	0	1	0	0	8
4	Chris Bass	0-1	0-1	1-2	0	2	1	4	1	0	0	23
12	Aaron Dotson	4-7	1-4	1-2	1	1	10	3	0	0	0	32
13	Eddie Ludwig	2-2	0-0	5-6	5	3	9	0	0	1	0	15
15	Dennis Harris	0-0	0-0	0-0	0	1	0	0	0	0	0	1
TOTALS		23-52	6-20	13-20	35	16	65	13	11	7	6	200

FG Percentage - 44.2 ♦ 3FG Percentage - 30.0 ♦ FT Percentage - 65.0

LAMAR 77, RICE 61 • **MONTAGNE CENTER** • **BEAUMONT, TEXAS** • **DECEMBER 23, 2009**
Rice vs. Lamar Game Notes

- ▶ Playing in his 100th career game, Rice senior guard Lawrence Ghoram got into foul trouble early and played just 16 minutes. Ghoram attempted only one shot in the game. In addition to scoring two points, he had one rebound and one assist.
- ▶ Making his first career start, Arsalan Kazemi scored 13 points. Kazemi was 5-for-6 from the field and made 3-of-4 free throws. He also had nine rebounds and two blocks. The game marked the rookie's fourth straight double-digit scoring game.
- ▶ Rice turned the ball over a season-high 21 times. Lamar scored 17 points off the Owls' turnovers.
- ▶ Lamar's Anthony Miles scored 28 points as all five Cardinal starters scored in double figures. Miles' 28 points was the most scored by an opposing player against Rice through the first 11 games of the season. Miles registered a double-double, finishing with 10 rebounds and also had five assists and two steals.

Officials: Rick Randall, John Heatly, Rodrick Dixon

Attendance: 2,704

Rice	26	35	-	61
Lamar	38	39	-	77

Rice 61 | 5-6

No	Name	FG-A	3FG-A	FT-A	REB	PF	TP	A	TO	BL	ST	MIN
14	Arsalan Kazemi	5-6	0-0	3-4	9	2	13	0	3	2	0	27
15	Trey Stanton	4-10	1-2	1-2	5	3	10	1	3	2	1	35
3	Tamir Jackson	6-14	1-4	2-2	4	2	15	0	5	0	5	29
4	Connor Frizzelle	2-13	1-10	2-4	0	3	7	3	0	0	2	28
33	Lawrence Ghoram	1-1	0-0	0-0	1	4	2	1	4	0	0	16
1	Nate Schwarze	1-1	1-1	0-0	0	0	3	0	0	0	0	2
5	Emerson Herndon	0-1	0-0	1-2	1	1	1	0	0	0	0	6
11	Suleiman Braimoh	1-4	0-0	0-1	3	1	2	0	3	0	0	7
12	Bryan Beasley	0-0	0-0	0-0	1	3	0	0	0	0	1	10
13	Stuart Pirri	0-1	0-1	0-0	0	0	0	0	0	0	0	1
20	Lucas Kuipers	2-4	1-2	0-0	2	1	5	1	0	1	0	19
21	Chris Eversley	1-3	1-1	0-0	2	0	3	0	1	0	0	4
22	A.J. Holland	0-3	0-2	0-2	2	1	0	4	2	0	3	16
TOTALS		23-61	6-23	9-17	33	21	61	10	21	5	12	200

FG Percentage - 37.7 • 3FG Percentage - 26.1 • FT Percentage - 52.9

Lamar 77 | 5-7

No	Name	FG-A	3FG-A	FT-A	REB	PF	TP	A	TO	BL	ST	MIN
21	Charlie Harper	6-13	0-3	2-2	8	0	14	1	1	0	2	39
24	Justin Nabors	5-8	0-0	0-2	7	4	10	5	3	2	2	23
52	Coy Custer	4-6	1-2	4-4	5	3	13	0	2	5	2	32
1	Anthony Miles	7-13	4-6	10-12	10	3	28	5	3	0	2	37
23	Kendrick Harris	3-10	1-3	3-6	4	3	10	5	4	0	3	36
2	Donte Lopez	0-0	0-0	0-0	1	0	0	0	1	0	0	1
11	Justin Wesley	0-0	0-0	0-0	1	0	0	0	0	0	0	1
22	Donley Minor	0-0	0-0	0-0	0	1	0	0	1	1	1	5
31	E.B. Davis	0-2	0-2	0-0	0	0	0	0	0	0	0	3
35	Stan Brown	0-0	0-0	0-0	2	0	0	0	1	0	0	5
55	Lawrence Nwevo	1-1	0-0	0-0	2	2	2	1	3	0	1	18
TOTALS		23-52	6-20	13-20	35	16	65	13	11	7	6	200

FG Percentage - 49.1 • 3FG Percentage - 37.5 • FT Percentage - 73.1

RICE 75, McNEESE STATE 62 | TUDOR FIELDHOUSE | HOUSTON, TEXAS | DECEMBER 29, 2009
McNeese State vs. Rice Game Notes

- ▶ For just the fifth time since the 1979-80 season Rice erased a double-digit deficit and went on to post a double-digit victory. The Owls trailed by as many as 10 points in the first half before coming back to post a 13-point victory.
- ▶ Rice freshman forward Arsalan Kazemi scored 16 points while registering his third career double-double. Kazemi was 5-for-7 from the field. He had 10 rebounds.
- ▶ Rice held McNeese State to 17.9 percent shooting in the second half (5-for-28). Starting guard Diego Kaplan was 3-for-6 from the field in the second half. The balance of the Cowboy squad was 2-for-22 in the period.
- ▶ Kaplan scored 31 points against the Owls. He tied a Rice opponent record by knocking down eight three-pointers in the game. The record was established by Texas' B.J. Tyler in 1992 and equaled by Fresno State's Demetrius Porter (2000) and Stanford's Julius Barnes (2002).

Officials: Zelton Steed, Kyle Neve, Troy Ramond

Attendance: 1,930

McNeese State	41	21	-	62
Rice	38	37	-	75

McNeese State 62 | 5-7

No	Name	FG-A	3FG-A	FT-A	REB	PF	TP	A	TO	BL	ST	MIN
1	Will Morning	1-1	0-0	2-6	1	4	4	0	2	0	1	13
3	Patrick Richard	3-12	0-3	3-4	4	3	9	3	3	1	1	33
43	P.J. Alawoya	2-8	0-0	0-2	10	1	4	2	0	1	2	27
0	Diego Kapelan	9-16	8-12	5-5	2	2	31	1	1	0	0	34
23	C.J. Collins	0-5	0-2	0-0	1	2	0	4	1	0	1	28
2	Jeremie Mitchell	0-0	0-0	0-0	0	0	0	0	0	0	0	1
5	Dontae Cannon	0-1	0-1	0-0	1	0	0	0	0	0	1	10
10	Brandon Regis	0-2	0-0	0-0	0	0	0	0	1	0	1	3
21	Elbryan Neal	3-7	0-0	0-0	10	2	6	1	4	2	0	24
22	Stephan Martin	1-3	0-2	2-2	3	0	4	0	1	0	0	10
32	Preston David	0-0	0-0	0-0	0	0	0	0	0	0	0	1
54	Daniel Richard	1-3	0-0	2-2	5	3	4	0	2	0	0	16
TOTALS		20-58	8-20	14-21	41	17	62	11	16	4	7	200

FG Percentage - 34.5 ♦ 3FG Percentage - 40.0 ♦ FT Percentage - 66.7

Rice 75 | 6-6

No	Name	FG-A	3FG-A	FT-A	REB	PF	TP	A	TO	BL	ST	MIN
14	Arsalan Kazemi	5-7	0-0	6-12	10	2	16	1	1	0	2	29
15	Trey Stanton	1-8	0-2	0-0	1	3	2	1	2	2	1	25
3	Tamir Jackson	6-13	2-5	4-5	5	2	18	5	4	0	2	33
4	Connor Frizzelle	6-13	3-7	2-2	4	3	17	2	1	0	0	26
33	Lawrence Ghoram	4-7	1-3	0-0	7	3	9	1	0	1	2	29
1	Nate Schwarze	0-1	0-1	0-0	0	1	0	1	1	0	0	7
11	Suleiman Braimoh	2-4	0-0	0-0	1	1	4	0	0	1	0	9
12	Bryan Beasley	0-0	0-0	0-0	0	0	0	1	0	0	0	5
20	Lucas Kuipers	4-6	1-2	0-0	6	2	9	1	1	0	0	17
21	Chris Eversley	0-0	0-0	0-0	0	0	0	0	0	0	0	1
22	A.J. Holland	0-1	0-0	0-0	2	2	0	1	2	0	1	19
TOTALS		23-61	6-23	9-17	33	21	61	10	21	5	12	200

FG Percentage - 46.7 ♦ 3FG Percentage - 35.0 ♦ FT Percentage - 63.2

TCU 70, RICE 58 • DANIEL-MEYER COLISEUM • FORT WORTH, TEXAS • JANUARY 2, 2010

Rice vs. TCU Game Notes

- ▶ TCU connected on nine of its first 11 shots from the field en route to building a double-digit lead. The Horned Frogs shot 52.8 percent for the game.
- ▶ The Owls could not erase a double-digit deficit after TCU opened the second half by scoring eight straight points to begin the half.
- ▶ Rice freshman Arsalan Kazemi led Rice in scoring for the first time in his career, finishing with 14 points. Kazemi was 4-for-5 from the field and knocked down 6-of-7 free throws. He gave the Owls an early, 3-0 lead when he converted a three-point play.
- ▶ Freshman starting guard Tamir Jackson was held to four points but had a career-high six assists in the game.
- ▶ Off the bench, freshman guard A.J. Holland was 2-for-2 from the field, knocking down a pair of three-pointers. In addition to scoring a career-high eight points, he had two assists and a steal in 18 minutes of play.

Officials: Kelly Self, Terry Davis, Joe Townsell

Attendance: 3,598

Rice	28	30	-	58
TCU	37	33	-	70

Rice 58 | 6-7

No	Name	FG-A	3FG-A	FT-A	REB	PF	TP	A	TO	BL	ST	MIN
3	Tamir Jackson	2-5	0-2	0-2	2	2	4	6	2	0	1	22
4	Connor Frizzelle	2-9	1-5	1-2	0	1	6	0	2	0	0	20
14	Arsalan Kazemi	4-5	0-0	6-7	7	2	14	2	3	1	0	32
15	Trey Stanton	2-6	1-4	0-2	8	4	5	1	2	2	0	24
33	Lawrence Ghoram	1-6	0-2	0-0	1	0	2	1	0	0	0	23
1	Nate Schwarze	0-1	0-1	0-0	1	1	0	0	1	0	0	7
5	Emerson Herndon	0-0	0-0	0-0	0	1	0	0	2	0	0	3
11	Suleiman Braimoh	2-4	0-0	2-3	5	0	6	0	0	0	0	13
12	Bryan Beasley	2-3	1-2	0-0	0	1	5	0	1	0	0	12
13	Stuart Pirri	0-0	0-0	0-0	0	0	0	1	0	0	0	1
20	Lucas Kuipers	2-9	2-7	0-0	1	3	6	1	1	0	0	21
21	Chris Eversley	1-1	0-0	0-0	0	0	2	0	0	0	0	3
22	A.J. Holland	2-2	2-2	2-2	0	0	8	2	1	0	1	18
23	Egheosa Edomwonyi	0-0	0-0	0-0	1	0	0	0	0	0	0	1
TOTALS		20-51	7-25	11-18	30	15	58	14	15	3	2	200

FG Percentage - 39.2 • 3FG Percentage - 28.0 • FT Percentage - 61.1

TCU 70 | 7-7

No	Name	FG-A	3FG-A	FT-A	REB	PF	TP	A	TO	BL	ST	MIN
2	Xavier Roberson	4-7	1-4	2-2	2	0	11	1	0	0	1	27
5	Ronnie Moss	2-6	0-3	0-0	3	1	4	6	2	0	1	27
13	Edvinas Ruzgas	2-4	2-3	0-0	5	1	6	3	0	0	2	31
15	Zvonko Buljan	4-9	1-3	3-3	9	3	12	5	6	0	0	29
21	Nikola Cerina	6-7	0-0	3-5	1	5	15	0	0	0	1	18
11	Tory Woods	0-0	0-0	0-0	0	0	0	0	0	0	0	0+
12	Logan Lancon	0-0	0-0	0-0	0	0	0	0	0	0	0	1
22	Keion Mitchem	1-1	0-0	0-0	1	0	2	3	1	0	0	13
24	Kevin Butler	8-9	0-0	2-3	5	3	18	0	2	0	2	27
25	Greg Hill	1-6	0-4	0-0	0	0	2	2	1	1	0	12
31	Marin Bavcevic	0-0	0-0	0-0	0	0	0	0	0	0	0	0+
32	Zach Huie	0-0	0-0	0-0	0	0	0	0	0	0	0	0+
33	Garlon Green	0-4	0-0	0-0	2	5	0	0	0	0	0	15
TOTALS		28-53	4-17	10-13	32	18	70	20	12	1	7	200

FG Percentage - 52.8 • 3FG Percentage - 23.5 • FT Percentage - 76.9

HOUSTON 83, RICE 66 • TUDOR FIELDHOUSE • HOUSTON, TEXAS • JANUARY 6, 2010

Houston vs. Rice Game Notes

- ▶ Houston was the second straight opponent to shoot 50 percent or better against the Owls. TCU shot 52.8 percent from the field in the last nonconference game of the season. The Cougars were 17-of-31 from the field in the second half (54.8 percent).
- ▶ Houston's Kelvin Lewis broke open a six-point game when he sank a pair of three-pointers to stake the Cougars to a 53-41 lead with 14:05 to play. Lewis' second trey came after he blocked a Rice shot at the other end of the floor.
- ▶ Maurice McNeil led Houston with 23 points and 13 rebounds. He also blocked six shots, equaling the fourth most by an opposing player against Rice.
- ▶ After turning the ball over just five times in the first half against the nation's leader in turnover margin, the Owls had eight, second half turnovers.
- ▶ Houston scored 42 points in the paint while the Owls were held to 22 points inside. While the Owls shot 40 percent from the field, they converted on just 15-of-42 shots from inside the three-point arc (.357).
- ▶ Arsalan Kazemi equaled a career rebounding high in the first half with 11 boards and went on to grab 14 boards on the night. It was the fourth, double-figure rebounding game for the freshman.
- ▶ Tamir Jackson's 19 points equaled a career high. The rookie was 6-for-12 from the field, making 1-of-3 three-pointers. He also knocked down 6-of-7 free throws.
- ▶ As a team, Rice shot 71.4 percent at the free throw line. It was the first time in six games the Owls shot better than 70 percent at the line.

Officials: John Higgins, Duke Edsall, Bill Kennedy

Attendance: 2,069

Houston	38	45	-	83
Rice	34	32	-	66

Houston 83 | 8-6, 1-0 C-USA

No	Name	FG-A	3FG-A	FT-A	REB	PF	TP	A	TO	BL	ST	MIN
3	Maurice McNeil	8-15	0-0	7-9	13	1	23	2	1	6	1	38
0	Kelvin Lewis	7-13	4-9	0-0	3	3	18	2	0	1	3	40
1	Sean Coleman	1-2	0-1	0-0	1	1	2	0	0	0	0	11
11	Desmond Wade	4-8	3-6	0-0	1	4	11	10	2	0	0	31
12	Aubrey Coleman	9-14	1-4	3-8	8	1	22	1	2	0	4	39
2	Zamal Nixon	0-3	0-3	0-0	0	1	0	1	0	0	0	10
31	Adam Brown	0-2	0-2	0-0	0	2	0	1	0	0	0	9
40	Kendrick Washington	2-5	0-1	3-3	5	3	7	1	1	0	0	22
TOTALS		31-62	8-26	13-20	34	16	83	18	6	7	8	200

FG Percentage - 50.0 • 3FG Percentage - 30.8 • FT Percentage - 65.0

Rice 66 | 6-8, 0-1 C-USA

No	Name	FG-A	3FG-A	FT-A	REB	PF	TP	A	TO	BL	ST	MIN
14	Arsalan Kazemi	3-10	0-0	2-6	14	1	8	2	3	1	2	35
15	Trey Stanton	3-6	2-2	2-2	3	2	10	0	2	0	0	24
3	Tamir Jackson	6-12	1-3	6-7	4	1	19	3	2	0	0	32
4	Connor Frizzelle	2-4	2-4	0-0	4	3	6	3	4	0	0	25
33	Lawrence Ghoram	7-13	1-2	0-0	3	3	15	0	1	0	1	33
1	Nate Schwarze	0-0	0-0	0-0	1	0	0	0	0	0	1	5
5	Emerson Herndon	0-3	0-0	0-0	1	0	0	0	0	0	0	2
11	Suleiman Braimoh	0-1	0-0	3-4	2	2	3	1	0	0	0	5
12	Bryan Beasley	0-1	0-0	0-0	0	2	0	0	0	0	0	10
13	Stuart Pirri	0-0	0-0	0-0	0	0	0	0	0	0	0	1
20	Lucas Kuipers	1-4	1-2	2-2	0	4	5	1	1	0	0	17
21	Chris Eversley	0-0	0-0	0-0	0	0	0	0	0	0	0	1
22	A.J. Holland	0-1	0-0	0-0	2	1	0	1	0	0	0	10
TOTALS		22-55	7-13	15-21	38	19	66	11	13	1	4	200

FG Percentage - 40.0 • 3FG Percentage - 53.8 • FT Percentage - 71.4

UCF 77, Rice 58 • UCF Arena • Orlando, Fla. • January 9, 2010

Rice vs. UCF Game Notes

- ▶ Rice led by as many as nine points in the first half. Connor Frizzelle and Lawrence Ghoram knocked down back-to-back three-pointers to give the Owls a 19-10 lead with 9:34 to play.
- ▶ Up by nine, the Owls looked like they would have an opportunity to add to the margin with a defensive stop. UCF's Taylor Young had to put up a three-pointer as the shot clock wound down. Arsalan Kazemi snared the rebound of the shot which did not draw iron but stumbled to turn the ball over. After the turnover, Marcus Jordan would make a pair of free throws to slice into the lead and Rompza stole the inbounds, scoring from the paint and the Knights quickly cut the lead to five, 19-14.
- ▶ Rompza had five of the Knights' nine steals. The Knights scored 24 points off 16 Rice turnovers.
- ▶ Freshman Tamir Jackson led the Owls in scoring with 17 but was 6-for-16 from the field. The rookie also had five turnovers in the game.
- ▶ For the third straight game, Rice's opponent shot better than 50 percent from the field.
- ▶ UCF was playing its Conference USA opener against Rice. The Owls opened league play earlier in the week at home against Houston.
- ▶ The Owls traveled to Orlando without freshman guard A.J. Holland who attended funeral services for his grandfather in South Carolina.
- ▶ Sophomore point guard Nate Schwarze made his first career start for the Owls. Schwarze had three steals in the game and one of his two deflections led to a shot clock violation by the Knights. Schwarze played a career-high 21 minutes in the game.

Officials: Kyle Chambers, Steve Pyatt, Steve Welmer

Attendance: 4,198

Rice	24	34	-	58
UCF	33	44	-	77

Rice 58 | 6-9, 0-2 C-USA

No	Name	FG-A	3FG-A	FT-A	REB	PF	TP	A	TO	BL	ST	MIN
14	Arsalan Kazemi	2-3	0-0	4-8	5	1	8	0	3	1	1	25
15	Trey Stanton	5-9	1-2	3-3	5	1	14	1	1	0	0	23
1	Nate Schwarze	0-1	0-1	0-0	0	1	0	1	1	0	3	21
3	Tamir Jackson	6-16	1-1	4-5	4	3	17	2	5	0	1	33
33	Lawrence Ghoram	2-4	1-1	2-3	6	1	7	2	4	0	0	28
4	Connor Frizzelle	2-5	1-2	0-0	2	2	5	0	0	0	0	23
11	Suleiman Braimoh	1-2	0-0	0-3	3	1	2	1	1	1	0	11
12	Bryan Beasley	0-1	0-0	0-0	0	0	0	1	1	0	0	3
20	Lucas Kuipers	2-9	1-5	0-0	5	1	5	2	0	0	0	24
21	Chris Eversley	0-1	0-1	0-0	1	1	0	0	0	0	0	8
23	Egheosa Edomwonyi	0-0	0-0	0-0	0	0	0	0	0	0	0	1
TOTALS		20-51	5-13	13-22	35	12	58	10	16	2	5	200

FG Percentage - 39.2 • 3FG Percentage - 38.5 • FT Percentage - 59.1

UCF 77 | 9-6, 0-1 C-USA

No	Name	FG-A	3FG-A	FT-A	REB	PF	TP	A	TO	BL	ST	MIN
15	Dave Diakite	0-0	0-0	0-0	1	1	0	1	0	0	0	8
25	A.J. Tyler	3-8	0-1	0-0	3	2	6	2	0	0	0	16
33	Keith Clanton	7-9	2-2	1-2	6	0	17	2	4	3	0	30
3	A.J. Rompza	5-9	3-7	0-2	5	2	13	6	1	0	5	33
5	Marcus Jordan	1-3	1-2	2-2	0	4	5	0	0	1	2	19
1	R.J. Scott	2-3	1-2	0-0	2	0	5	1	0	0	0	9
2	Ben O'Donnell	0-0	0-0	0-0	0	0	0	0	0	0	0	1
10	Drew Speraw	2-2	1-1	0-0	0	0	5	0	0	0	0	2
11	Isaac Sosa	3-7	2-4	0-0	1	1	8	3	1	0	0	25
12	Taylor Young	2-5	1-3	0-0	3	1	5	3	0	0	2	23
13	Jakub Kusmieruk	1-2	0-0	1-1	0	3	3	0	0	1	0	4
21	P.J. Gaynor	3-7	0-1	2-4	3	2	8	3	2	2	0	28
22	Amara Thompson	1-1	0-0	0-0	0	0	2	0	0	0	0	2
TOTALS		30-56	11-23	6-11	28	16	77	21	9	7	9	200

FG Percentage - 53.6 • 3FG Percentage - 47.8 • FT Percentage - 54.5

TULANE 72, RICE 58 • **FOGELMAN ARENA** • **NEW ORLEANS, LA.** • **JANUARY 13, 2010**
Rice vs. Tulane Game Notes

- ▶ After leading 29-20 at the break, the Green Wave outscored Rice 8-4 in the opening minutes of the second half. Rice could not close the gap to fewer than six points.
- ▶ Trey Stanton posted up inside for a tough layin at the 13:40 mark to cut the Wave's lead to 39-33 but was whistled for his fourth foul at the other end of the floor on Tulane's next possession. Stanton had scored seven points in the opening minutes of the period before being called for the foul. He finished with nine points.
- ▶ To start the game, Rice did not score a field goal until Lucas Kuipers' jumper off a pass from Connor Frizzelle with 14:32 to play in the first half. A.J. Holland stole the ball in the backcourt on the Green Wave's next possession and later got the ball back for a trey to give the Owls' their first lead, 7-5 six minutes into the contest.
- ▶ Tulane was 10-for-21 from three-point range, including a 4-for-5 performance from beyond the arc by Eric Vianney. Vianney knocked down two treys in each half. He had back-to-back threes in the closing minutes of the first half to give the Green Wave a 29-20 halftime lead.
- ▶ Rice drew five charges in the game, almost doubling the team's season total through the first 15 games of the season (6). Arsalan Kazemi drew two player control fouls while Suleiman Braimoh, Emerson Herndon and Nate Schwarze each drew one.
- ▶ Rice remained winless in its last six games against Tulane.
- ▶ The Green Wave played without senior point guard Kevin Sims and forward Aaron Holmes who were sidelined with injuries.

Officials: Curtis Shaw, Terry Moore, Bret Smith

Attendance: 1,623

Rice	20	38	-	58
Tulane	29	43	-	72

Rice 58 | 6-10, 0-3 C-USA

No	Name	FG-A	3FG-A	FT-A	REB	PF	TP	A	TO	BL	ST	MIN
14	Arsalan Kazemi	4-8	0-0	3-4	8	2	11	1	1	1	2	31
15	Trey Stanton	3-4	1-1	2-2	4	4	9	0	0	0	0	14
1	Nate Schwarze	0-3	0-2	0-0	1	4	0	1	0	0	0	12
3	Tamir Jackson	3-8	0-1	3-4	1	4	9	2	5	0	1	29
33	Lawrence Ghoram	2-7	0-1	2-2	5	1	6	0	5	0	1	33
4	Connor Frizzelle	1-4	0-1	0-0	0	3	2	4	2	0	0	19
5	Emerson Herndon	0-1	0-0	0-0	1	0	0	0	0	0	0	2
11	Suleiman Braimoh	1-5	0-0	0-0	4	2	2	1	0	0	0	10
12	Bryan Beasley	2-5	1-2	0-0	1	0	5	1	2	0	0	13
20	Lucas Kuipers	5-8	1-3	0-0	3	2	11	0	3	1	1	23
22	A.J. Holland	1-3	1-1	0-0	2	0	3	0	2	0	2	14
TOTALS		22-56	4-12	10-12	36	22	58	10	20	2	7	200

FG Percentage - 39.3 • 3FG Percentage - 33.3 • FT Percentage - 83.3

Tulane 72 | 6-10, 1-2 C-USA

No	Name	FG-A	3FG-A	FT-A	REB	PF	TP	A	TO	BL	ST	MIN
2	David Booker	0-2	0-1	2-4	1	4	2	0	3	0	1	13
4	Asim McQueen	3-7	0-0	4-8	5	3	10	1	2	0	1	33
0	Kris Richard	8-12	2-5	5-5	4	1	23	2	3	1	4	31
3	Trent Rogers	2-5	1-4	0-0	1	2	5	4	2	0	1	32
22	Kendall Timmons	1-4	0-0	0-0	3	3	2	1	0	0	2	20
5	Jordan Callahan	1-2	1-1	0-1	0	1	3	0	1	0	0	8
23	Johnny Mayhane	3-7	2-5	3-4	2	1	11	1	1	0	1	20
24	Eric Vianney	4-5	4-5	2-4	2	1	14	4	3	0	0	22
25	Geoff Hogan	0-1	0-0	0-0	2	0	0	0	0	1	1	7
41	Terrance Beasley	1-3	0-0	0-0	3	1	2	1	1	0	0	13
54	Keith Cameron	0-0	0-0	0-0	0	2	0	0	0	0	0	1
TOTALS		23-47	10-21	16-24	27	19	72	14	16	2	11	200

FG Percentage - 48.9 • 3FG Percentage - 47.6 • FT Percentage - 66.7

MEMPHIS 80, RICE 68 • TUDOR FIELDHOUSE • HOUSTON, TEXAS • JANUARY 16, 2010

Memphis vs. Rice Game Notes

- ▶ Memphis never trailed in the game, taking the lead for good on a three-pointer by Elliot Williams to put the Tigers in front 5-2 at the 18:37 mark of the first half. Williams' trey were the first of seven straight points by the Memphis guard who went on to score 32. He was 9-for-15 from the field, made 3-of-5 three-pointers and knocked down 11-of-16 free throws.
- ▶ Rice was able to cut an eight-point Memphis advantage in the opening minutes of the first half down to one point on a three-pointer by Trey Stanton at the 8:52 mark of the first half, capping a 7-0 Rice run. Memphis closed the half with a 7-2 run to take a 39-29 lead at the break.
- ▶ Arsalan Kazemi posted his fourth career, double-double scoring 15 points and grabbing 11 rebounds. He also matched a career high with four steals in the game.
- ▶ Rice outrebounded the Tigers 39-32. The Owls had 18 offensive rebounds but managed just 12 second-chance points.
- ▶ With the win, Memphis broke the NCAA record for most consecutive, regular-season conference wins (52 after the win) as well as tied the record for most consecutive overall (regular-season and tournament) conference wins (64 after the win).

Officials: Gerry Pollard, James Hicks, Kyle Chambers

Attendance: 3,483

Memphis	39	41	-	80
Rice	29	39	-	68

Memphis 80 | 13-4, 3-0 C-USA

No	Name	FG-A	3FG-A	FT-A	REB	PF	TP	A	TO	BL	ST	MIN
1	Pierre Niles-Henderson	3-7	0-0	0-0	7	5	6	0	1	1	0	19
11	Wesley Witherspoon	1-4	0-1	4-4	7	3	6	2	0	4	0	30
3	Roburt Sallie	2-6	2-5	6-8	6	2	12	0	1	0	1	32
15	Elliot Williams	9-15	3-5	11-16	2	4	32	4	3	0	3	36
20	Doneal Mack	2-9	1-4	1-2	2	1	6	3	1	0	3	32
5	Willie Kemp	4-6	3-4	0-0	3	2	11	5	4	0	1	27
10	Will Coleman	2-2	0-0	3-3	1	4	7	0	1	2	0	20
30	D.J. Stephens	0-0	0-0	0-0	2	1	0	1	0	0	0	4
TOTALS		23-49	9-19	25-33	32	22	80	15	11	7	8	200

FG Percentage - 46.9 • 3FG Percentage - 47.4 • FT Percentage - 75.8

Rice 68 | 6-11, 0-4 C-USA

No	Name	FG-A	3FG-A	FT-A	REB	PF	TP	A	TO	BL	ST	MIN
14	Arsalan Kazemi	7-12	0-0	1-5	11	4	15	0	4	0	4	37
15	Trey Stanton	6-12	2-3	4-4	7	2	18	1	2	0	1	30
1	Nate Schwarze	0-0	0-0	0-0	2	2	0	0	0	0	0	9
3	Tamir Jackson	2-8	1-1	5-6	1	4	10	4	3	0	0	33
33	Lawrence Ghoram	0-3	0-0	3-4	3	4	3	1	0	0	0	22
4	Connor Frizzelle	1-8	1-6	4-4	1	3	7	2	0	0	0	26
11	Suleiman Braimoh	1-6	0-0	2-2	4	0	4	2	3	0	0	10
12	Bryan Beasley	1-1	0-0	0-0	1	3	2	0	0	0	0	9
20	Lucas Kuipers	2-6	0-3	3-3	1	1	7	0	0	2	1	22
22	A.J. Holland	0-0	0-0	2-2	0	1	2	0	1	0	0	2
TOTALS		20-56	4-13	24-30	39	24	68	10	13	2	6	200

FG Percentage - 35.7 • 3FG Percentage - 30.8 • FT Percentage - 80.0

SMU 73, Rice 65 • TUDOR FIELDHOUSE • HOUSTON, TEXAS • JANUARY 20, 2010
SMU vs. Rice Game Notes

- ▶ SMU jumped out to a 7-0 lead, would trail the Owls by five at one point in the first half but never trailed after the break.
- ▶ Both teams failed to score for better than three minutes in the second half after Lucas Kuipers drained a three-pointer to cut a Mustang lead to 47-43 with 15:17 to play. Rice missed three shots, a pair of free throws and turned the ball over three times during the three-minute stretch.
- ▶ From Kuipers' trey at the 15:17 mark, Rice made just one field goal in the next seven and a half minutes of playing time. Still, the Owls trailed by four when Trey Stanton scored on a fastbreak which started with a rebound by Arsalan Kazemi. Connor Frizzelle's fast break layup the Owls' next time down the floor followed a Stanton block, cutting the SMU lead to 54-52 with 7:00 to play. But Robert Nakundi answered with a three-pointer for the Mustangs.
- ▶ Nyakundi accounted for eight straight points to push the SMU lead to 62-56. Papa Dia's jumper extended SMU's lead to eight after the Owls missed a pair of field goal attempts and a free throw.
- ▶ Kazemi fell a rebound shy of his second straight and fifth, double-double of the season. He scored 15 points for the second straight game, going 4-for-6 from the field and knocking down 7-of-10 free throws.
- ▶ Stanton was perfect in his first 11 free throw attempts during C-USA play, but missed his first attempt against SMU. Suleiman Braimoh grabbed the offensive rebound and had a putback off the miss to give Rice a 28-26 lead at the 4:31 mark of the first half.
- ▶ Kuipers scored 15 points. He was 5-for-11 from the field, knocking down 3-of-8 three-pointers in 31 minutes of play.

Officials: Rick Randall, Lee Cassell, John Hampton

Attendance: 1,434

SMU	34	39	-	73
Rice	34	31	-	65

SMU 73 | 7-10, 1-3 C-USA

No	Name	FG-A	3FG-A	FT-A	REB	PF	TP	A	TO	BL	ST	MIN
24	Robert Nyakundi	4-11	3-9	2-2	4	5	13	0	0	0	0	26
42	Papa Dia	7-8	0-0	7-9	9	2	21	1	4	2	2	34
2	Justin Haynes	0-0	0-0	0-0	1	2	0	1	1	0	1	13
3	Derek Williams	10-16	1-4	1-3	2	3	22	5	1	0	1	40
22	Mike Walker	2-9	1-5	1-2	2	3	6	1	2	0	0	25
10	Ryan Barbre	2-4	2-3	0-0	0	0	6	2	1	0	0	12
13	Frank Otis	0-0	0-0	1-2	6	5	1	0	0	0	1	20
23	Paul McCoy	1-3	0-1	2-2	2	2	4	2	2	1	1	30
TOTALS		26-51	7-22	14-20	29	22	73	12	11	3	6	200

FG Percentage - 51.0 • 3FG Percentage - 31.8 • FT Percentage - 70.0

Rice 65 | 6-12, 0-5 C-USA

No	Name	FG-A	3FG-A	FT-A	REB	PF	TP	A	TO	BL	ST	MIN
14	Arsalan Kazemi	4-6	0-0	7-10	9	1	15	2	0	0	0	29
15	Trey Stanton	2-9	1-4	2-4	5	5	7	1	1	1	0	26
1	Nate Schwarze	0-0	0-0	0-0	0	0	0	0	0	0	0	3
3	Tamir Jackson	1-5	0-2	3-6	4	3	5	5	2	0	5	31
33	Lawrence Ghoram	3-5	0-0	0-1	3	3	6	1	3	0	0	25
4	Connor Frizzelle	6-15	1-7	1-2	7	3	14	2	2	0	2	36
5	Emerson Herndon	0-0	0-0	1-2	0	1	1	0	0	0	0	1
11	Suleiman Braimoh	1-2	0-0	0-0	3	0	2	0	0	0	0	8
12	Bryan Beasley	0-1	0-1	0-0	1	2	0	2	0	0	0	7
20	Lucas Kuipers	5-11	3-8	2-2	4	0	15	0	2	0	1	31
22	A.J. Holland	0-1	0-1	0-0	0	0	0	0	0	0	0	3
TOTALS		22-55	5-23	16-27	39	18	65	13	11	1	8	200

FG Percentage - 40.0 • 3FG Percentage - 21.7 • FT Percentage - 59.3

TULSA 62, RICE 58 • DONALD W. REYNOLDS CENTER • TULSA, OKLA. • JANUARY 23, 2010
Memphis vs. Rice Game Notes

- ▶ Rice fought to the final possession as the Owls turned a nine-point Tulsa lead into a one-possession game in the final minute.
- ▶ Trey Stanton scored from outside with 41 seconds to play, and after Donte Medder made just one of two free throws, a three-point play by Tamir Jackson cut the advantage to five, 61-56 with 11 seconds left. Following Jackson's free throw, Suleiman Braimoh stole the ensuing inbounds. Stanton missed a jumper but Braimoh grabbed the offensive rebound and scored to cut the lead to 61-58 with a second on the clock. Nate Schwarze was called for a foul trying to come up with another inbounds steal and Jerome Jordan made a free throw to account for the final margin of victory.
- ▶ Freshman guard Tamir Jackson got into first-half foul trouble, picking up his second half less than three minutes into the game and had three in the period. He played just four minutes in the first half and was 0-for-1 in the period. After intermission, Jackson scored 18 points, one shy of a career high.
- ▶ For the second straight game, Arsalan Kazemi's efforts fell just shy of a double-double. He finished with eight points and 11 rebounds.
- ▶ Rice outrebounded Tulsa 35-34. The Owls have now outrebounded their first six league opponents. The team had a +6.3 rebounding margin in league games following the Tulsa contest.
- ▶ While Rice outrebounded Tulsa, the Owls had few second-chance opportunities. Rice scored just four points of six offensive rebounds.
- ▶ After a 15-point, season-high game against SMU earlier in the week, Lucas Kuipers moved back into the Owls' starting lineup for the first time since November.

Officials: Steve Pyatt, Troy Raymond, Brent Dugas

Attendance: 5,312

Rice	28	30	-	58
Tulsa	32	30	-	62

Rice 58 | 6-13, 0-6 C-USA

No	Name	FG-A	3FG-A	FT-A	REB	PF	TP	A	TO	BL	ST	MIN
14	Arsalan Kazemi	3-6	0-0	2-2	11	4	8	2	4	0	1	28
20	Lucas Kuipers	3-8	1-4	0-0	1	4	7	1	0	0	0	34
15	Trey Stanton	4-11	1-3	2-2	9	3	11	1	3	0	0	37
3	Tamir Jackson	6-11	0-0	6-7	2	3	18	2	2	0	1	23
33	Lawrence Ghoram	1-4	0-1	1-2	4	1	3	1	0	1	0	32
1	Nate Schwarze	0-0	0-0	0-0	0	1	0	0	0	0	0	1
4	Connor Frizzelle	0-6	0-2	6-6	3	1	6	1	3	0	0	18
5	Emerson Herndon	0-1	0-0	0-0	0	1	0	0	0	0	0	3
11	Suleiman Braimoh	1-2	0-0	1-2	2	2	3	0	2	0	2	17
12	Bryan Beasley	1-1	0-0	0-0	1	0	2	0	2	0	0	6
23	Chris Eversley	0-0	0-0	0-0	0	0	0	0	0	0	0	1
TOTALS		19-50	2-10	18-21	35	20	58	8	16	1	4	200

FG Percentage - 38.0 • 3FG Percentage - 20.0 • FT Percentage - 85.7

Tulsa 62 | 16-3, 5-0 C-USA

No	Name	FG-A	3FG-A	FT-A	REB	PF	TP	A	TO	BL	ST	MIN
11	Steven Idlet	1-3	0-0	2-2	6	2	4	1	0	2	1	23
12	Bishop Wheatley	2-8	0-0	0-0	2	2	4	0	0	0	0	25
33	Joe Richard	1-1	0-0	3-4	5	3	5	2	3	1	1	32
23	Jerome Jordan	4-8	0-0	3-5	9	3	11	2	2	1	0	28
1	Ben Uzoh	7-15	1-6	2-3	5	3	17	2	3	0	4	31
2	Bryson Pope	2-4	0-0	0-1	0	3	4	1	1	0	0	7
4	Shane Heirman	0-0	0-0	0-0	0	0	0	1	0	0	0	2
13	Donte Medder	5-10	2-7	1-2	2	3	13	1	2	0	1	23
15	Justin Hurtt	1-8	0-4	2-2	3	1	4	4	2	0	0	29
TOTALS		23-57	3-17	13-19	34	20	62	14	13	4	7	200

FG Percentage - 40.4 • 3FG Percentage - 17.6 • FT Percentage - 68.4

RICE 69, EAST CAROLINA 58 • MINGES COLISEUM • GREENVILLE, N.C. • JANUARY 30, 2010**Rice vs. East Carolina Game Notes**

- The Owls led by as many as 20 points in the first half and enjoyed a 41-23 lead at the break. Both Arsalan Kazemi and Trey Stanton had scored in double figures before halftime.
- Kazemi equaled a career high for rebounds, recording a double-double for the fifth time in his career. The 14 boards moved his rebounding average in conference play to double figures and for the first time in league play was averaging a double-double.
- While ECU knawed into the Owls' lead throughout the second half, Rice never relinquished its advantage. The Pirates cut the lead to 60-57 on a three-pointer by Erin Straughn with 1:34 to play in the game. But at the other end of the court, Stanton answered with a trey to extend the Rice lead back to six.
- Tamir Jackson, Connor Frizzelle and Lucas Kuipers each knocked down a pair of free throws in the final minute to secure the victory.
- Rice scored 14 fast-break points. The Owls had 10 in the first half.
- Rice had four players score in double figures for the first time since the Santa Clara game in mid-December. It was the first time since the opening weekend against South Alabama the Owls had four starters score in double figures.
- Rice had no trouble getting to Greenville following a flight into Raleigh-Durham but sleet then snow soon began to fall after the Owls' arrival. The storm forced ECU to suspend ticket sales for the game and fans were admitted into the contest for free. The normal drive time from Greenville to Raleigh is 1:30 but the team's return to the airport took 2:30 on icy then snow covered highways. The team's return flight to Houston left on time.

Officials: John Hampton, Jeff Malham, Rick Randall**Attendance:** 1,858

Rice	41	28	-	69
East Carolina	23	35	-	58

Rice 69 | 7-13, 1-6 C-USA

No	Name	FG-A	3FG-A	FT-A	REB	PF	TP	A	TO	BL	ST	MIN
14	Arsalan Kazemi	6-8	0-0	2-2	14	4	14	0	1	2	1	33
20	Lucas Kuipers	3-10	2-7	2-2	4	2	10	5	2	0	0	33
15	Trey Stanton	8-12	2-5	0-1	8	2	18	1	3	2	1	34
3	Tamir Jackson	6-14	2-2	4-5	0	4	18	3	3	0	1	28
33	Lawrence Ghoram	1-6	0-2	0-0	4	2	2	2	1	0	1	21
1	Nate Schwarze	0-0	0-0	0-0	2	0	0	1	0	0	1	18
4	Connor Frizzelle	1-8	1-3	2-2	1	3	5	3	1	0	1	17
11	Suleiman Braimoh	1-1	0-0	0-0	1	1	2	0	0	0	0	10
12	Bryan Beasley	0-1	0-0	0-0	0	1	0	0	0	0	1	3
22	A.J. Holland	0-0	0-0	0-0	0	0	0	0	0	0	0	3
TOTALS		26-60	7-19	10-12	39	19	69	15	11	4	7	200

FG Percentage - 43.3 • 3FG Percentage - 36.8 • FT Percentage - 83.3

East Carolina 58 | 7-14, 1-6 C-USA

No	Name	FG-A	3FG-A	FT-A	REB	PF	TP	A	TO	BL	ST	MIN
21	Jamar Abrams	3-12	0-6	2-2	6	5	8	2	2	1	1	36
33	Chad Wynn	0-0	0-0	0-0	0	0	0	0	0	0	0	7
10	Brock Young	3-17	3-9	5-6	3	2	14	4	3	0	2	40-
11	Corvonn Gaines	3-6	1-3	0-2	4	0	7	3	1	1	2	24
23	Erin Straughn	2-7	2-6	0-0	4	1	6	0	2	0	0	29
1	Darius Morrow	7-12	0-0	6-10	13	2	20	1	3	3	1	33
3	Greyson Sargent	0-0	0-0	0-0	0	0	0	0	0	0	0	0+
24	Jontae Sherrod	1-6	0-5	1-2	3	5	3	2	1	0	2	19
30	Wakefield Ellison	0-1	0-1	0-0	0	0	0	0	0	0	0	1
34	Evan Salzano	0-0	0-0	0-0	0	0	0	0	0	0	0	0+
42	DaQuan Joyner	0-0	0-0	0-0	2	1	0	0	0	0	0	11
TOTALS		19-61	6-30	14-22	40	16	58	12	12	5	8	200

FG Percentage - 31.1 • 3FG Percentage - 20.0 • FT Percentage - 63.6

TULANE 79, RICE 74 OT | TUDOR FIELDHOUSE | HOUSTON, TEXAS | FEBRUARY 3, 2010
Tulane vs. Rice Game Notes

- ▶ Rice played its first overtime game of the season. Tulane scored the first six points of the overtime period including a three-pointer by Jordan Callahan.
- ▶ Rice did not have a field goal in the final three minutes of regulation. Tamir Jackson converted a three-point play at the 3:11 mark to give the Owls a 61-58 lead. Kendall Timmons made the first of two free throws at the 1:37 mark and later tied the game on a jumper with 31 seconds to play.
- ▶ The Owls had an opportunity to win the game in regulation after a Tamir Jackson shot was blocked by Timmons and fell out of bounds right before the horn. After reviewing the play, the officiating crew put 0.8 seconds on the clock. Connor Frizzelle got a good look at the basket on a baseline three-point attempt off the inbounds but couldn't convert at the buzzer.
- ▶ Tulane utilized a full-court press in the second half and overtime which helped them come back from a 13-point, early second-half deficit. A 12-4 Green Wave run cut the Owls' lead to 45-40 with 13:10 to play.
- ▶ Tulane shot 52 percent from the field for the game and forced 17 Rice turnovers.
- ▶ For the first time during the season, Arsalan Kazemi recorded back-to-back, double-doubles. Kazemi scored a career-high 19 points and had 13 rebounds. He also set a new career mark with three assists and tied another season-high with four steals.
- ▶ Tamir Jackson established a new career high with eight assists in the game. He also scored 13 points and had two steals.
- ▶ Rice fell to 33-26 in overtime games including a 23-10 mark at home.

Officials: James Breeding, Bret Smith, Kipp Kissinger

Attendance: 1,743

Tulane	28	33	18	-	79
Rice	37	24	13	-	74

Tulane 79 | 7-14, 2-6 C-USA

No	Name	FG-A	3FG-A	FT-A	REB	PF	TP	A	TO	BL	ST	MIN
2	David Booker	1-3	0-1	2-4	6	4	4	0	3	0	3	31
4	Asim McQueen	0-1	0-0	0-0	2	3	0	0	3	0	0	14
0	Kris Richard	3-12	1-4	3-4	3	2	10	3	1	1	3	34
5	Jordan Callahan	6-8	3-5	3-4	2	3	18	2	1	0	1	31
22	Kendall Timmons	6-8	0-0	2-4	5	2	14	2	2	4	2	36
3	Trent Rogers	0-2	0-1	2-2	0	2	2	1	1	0	2	14
23	Johnny Mayhane	4-6	4-5	6-6	5	2	18	1	2	0	0	28
24	Eric Vianney	3-4	1-2	0-0	1	0	7	1	1	0	2	14
25	Goeff Hogan	3-4	0-0	0-0	0	0	6	0	1	0	0	15
41	Terrance Beasley	0-2	0-1	0-0	0	1	0	2	1	0	0	8
TOTALS		26-50	9-19	18-24	28	19	79	12	16	5	12	225

FG Percentage - 52.0 • 3FG Percentage - 47.4 • FT Percentage - 75.0

Rice 74 | 7-14, 1-7 C-USA

No	Name	FG-A	3FG-A	FT-A	REB	PF	TP	A	TO	BL	ST	MIN
14	Arsalan Kazemi	6-8	0-0	7-8	13	2	19	3	2	1	4	38
20	Lucas Kuipers	1-3	1-2	0-0	1	3	3	0	3	0	1	19
15	Trey Stanton	5-12	2-4	4-4	3	3	16	3	0	0	0	37
3	Tamir Jackson	5-15	0-3	3-3	1	2	13	8	4	0	2	42
33	Lawrence Ghoram	3-5	0-0	0-1	3	2	6	1	3	0	1	33
1	Nate Schwarze	0-1	0-1	0-0	1	2	0	0	1	0	0	14
4	Connor Frizzelle	4-13	2-7	1-1	2	1	11	1	1	0	0	27
5	Emerson Herndon	1-1	0-0	0-0	1	0	2	0	0	0	0	2
11	Suleiman Braimoh	1-1	0-0	0-0	2	4	2	0	2	0	1	7
12	Bryan Beasley	1-1	0-0	0-0	2	2	2	0	1	0	0	6
TOTALS		27-60	5-17	15-17	35	21	74	16	17	1	9	225

FG Percentage - 45.0 • 3FG Percentage - 29.4 • FT Percentage - 88.2

UAB 76, Rice 65 • **TUDOR FIELDHOUSE** • **HOUSTON, TEXAS** • **FEBRUARY 6, 2010**
UAB vs. Rice Game Notes

- ▶ When Connor Frizzelle knocked down a three-pointer at the 3:01 mark of the first half, the Owls enjoyed a 12-point, 31-19 lead against the Blazers.
- ▶ Over the final minutes of the first half and the first two-plus minutes of the second period, UAB scored 16 unanswered points to build a 35-31 lead. The run was capped by an Aaron Johnson three-pointer. Johnson scored 16 of his game-high 28 points in the second half.
- ▶ Rice shot 48 percent for the game, the team's highest field goal percentage in a loss. The Owls outrebounded UAB 36-27.
- ▶ UAB went to the free throw line 34 times and converted 82 percent of their shots at the line (28-of-34). Rice was whistled for 15, first-half fouls as the Blazers shot 17 free throws in the first half compared to the Owls' six.
- ▶ Arsalan Kazemi registered his third straight double-double in the loss. Kazemi scored 15 points and was one rebound shy of equaling his then, season high with 13 boards. He also had a career-high three blocks.
- ▶ Trey Stanton fell one rebound shy of his first double-double of the season. Had he recorded a double-double, it would have marked the first time Rice had two or more individual double-doubles in the same game since 2006.

Officials: Steve Pyatt, Andrew Walton, Jeff Malham

Attendance: 2,207

UAB	26	50	-	76
Rice	31	34	-	65

UAB 76 | 19-4, 7-2 C-USA

No	Name	FG-A	3FG-A	FT-A	REB	PF	TP	A	TO	BL	ST	MIN
35	Howard Crawford	0-5	0-0	7-8	5	3	7	0	1	0	0	29
1	Aaron Johnson	7-10	3-4	11-13	1	2	28	5	2	0	3	40
4	Jamarr Sanders	5-12	4-8	4-4	7	1	18	3	2	1	2	34
24	Elijah Millsap	4-11	0-1	5-8	3	4	13	0	4	0	1	25
34	George Drake	1-2	0-1	0-0	2	2	2	0	1	0	0	22
15	Kenneth Cooper	1-3	0-0	0-0	3	3	2	1	1	0	0	13
22	Cameron Moore	0-3	0-0	0-0	4	3	0	0	0	0	0	13
23	Dexter Fields	0-0	0-0	0-0	0	0	0	0	0	0	0	3
32	Ovie Soko	2-3	1-2	1-1	2	3	6	1	0	0	0	21
TOTALS		20-49	8-16	28-34	27	21	76	10	11	1	6	200

FG Percentage - 40.8 • 3FG Percentage - 50.0 • FT Percentage - 82.4

Rice 65 | 7-15, 1-8 C-USA

No	Name	FG-A	3FG-A	FT-A	REB	PF	TP	A	TO	BL	ST	MIN
14	Arsalan Kazemi	5-7	0-0	5-7	13	4	15	3	2	3	0	27
20	Lucas Kuipers	2-4	2-3	0-0	1	4	6	0	2	0	0	17
15	Trey Stanton	5-14	1-3	1-2	9	3	12	2	5	1	0	32
3	Tamir Jackson	4-9	0-0	1-3	2	3	9	2	3	0	2	36
33	Lawrence Ghoram	5-9	1-1	2-4	4	2	13	2	1	1	0	35
1	Nate Schwarze	0-0	0-0	0-0	2	2	0	1	0	0	0	8
4	Connor Frizzelle	4-7	1-4	1-2	2	4	10	1	3	0	1	30
5	Emerson Herndon	0-1	0-0	0-0	0	2	0	1	0	0	0	5
11	Suleiman Braimoh	0-1	0-0	0-0	0	2	0	1	0	0	0	3
12	Bryan Beasley	0-0	0-0	0-0	0	0	0	0	0	0	0	1
21	Chris Eversley	0-0	0-0	0-0	1	0	0	0	0	0	0	4
22	A.J. Holland	0-0	0-0	0-0	0	0	0	0	0	0	0	2
TOTALS		25-52	5-11	10-18	36	26	65	13	16	5	3	200

FG Percentage - 48.1 • 3FG Percentage - 45.5 • FT Percentage - 55.6

RICE 73, TEXAS A&M INTERNATIONAL 66 • TUDOR FIELDHOUSE • HOUSTON, TEXAS • FEBRUARY 8, 2010

Texas A&M International vs. Rice Game Notes

- ▶ The Texas A&M International game was a late addition to the Owls' schedule. The game marked the first time since Rice joined Conference USA the Owls have played a nonconference game inside the league schedule.
- ▶ Rice closed out a three-game home stand with a win. The Owls had lost two straight league games before the nonconference victory.
- ▶ Rice held a 28-27 lead at halftime. Chris Swanson's free throw in the first minute of the second period tied the game at 28 but a free throw by Arsalan Kazemi at the 19:14 mark gave the Owls the lead for good.
- ▶ Rice held a 12-point, 69-57 lead with over a minute to play before Luis Gomez knocked down back-to-back three-pointers to cut the Owls' lead to 69-63 with 44 seconds to play.
- ▶ The Dust Devils had an opportunity to cut the lead further but Bernard Burrell missed a pair of free throws and Kazemi came up with the defensive rebound. He made two shots at the line and Lawrence Ghoram also knocked down a pair of free throws to up the Owls' lead to double digits.
- ▶ Kazemi posted his fourth straight double-double, finishing with 18 points and 12 rebounds. He was 5-for-6 from the field and converted 8-of-14 free throws.
- ▶ Freshman forward Stuart Pirri doubled his season playing time for the season. Pirri, who gained his eligibility at midyear played three minutes in the game, going 0-for-1 from the field.

Officials: Randy Heimerman, Brent Meaux, Rodrick Dixon

Attendance: 1,211

Texas A&M Int'l	27	39	-	66
Rice	28	45	-	73

Texas A&M International 66 | 9-13

No	Name	FG-A	3FG-A	FT-A	REB	PF	TP	A	TO	BL	ST	MIN
24	St. Paul Latham	4-12	2-5	4-5	3	3	14	5	0	0	0	26
42	Will Faiivae	4-6	0-0	0-1	2	5	8	0	0	1	0	18
3	Luis Gomez	9-16	8-14	1-2	7	1	27	1	1	0	0	40
14	Jose Alicea	1-2	0-0	0-0	1	4	2	2	1	0	0	11
22	Chris Swan	4-5	1-1	1-2	6	3	10	5	2	2	0	25
12	Gary Matthews Jr.	0-4	0-3	0-0	3	5	0	2	4	0	1	34
21	Justin Lafite	1-1	0-0	0-0	1	2	2	0	0	0	0	9
25	Eavan Matteson	0-1	0-0	0-0	3	0	0	0	2	0	0	9
33	Mark Walton	0-1	0-1	0-0	4	0	0	0	0	0	0	7
34	Bernard Burrell	1-5	0-1	1-5	7	3	3	1	4	0	1	21
TOTALS		24-53	11-25	7-15	40	26	66	16	15	3	2	200

FG Percentage - 45.3 • 3FG Percentage - 44.0 • FT Percentage - 46.7

Rice 73 | 8-14

No	Name	FG-A	3FG-A	FT-A	REB	PF	TP	A	TO	BL	ST	MIN
14	Arsalan Kazemi	5-6	0-0	8-14	12	1	18	2	1	2	0	30
20	Lucas Kuipers	5-10	3-6	2-4	4	1	15	2	0	0	1	32
15	Trey Stanton	5-12	3-4	3-6	9	2	16	0	0	0	0	25
3	Tamir Jackson	1-5	0-2	1-2	0	2	3	3	1	0	1	24
33	Lawrence Ghoram	1-3	1-2	2-4	1	4	5	1	0	1	0	13
1	Nate Schwarze	0-0	0-0	0-0	1	1	0	3	0	0	1	18
4	Connor Frizzelle	4-9	1-4	3-3	3	0	12	0	0	0	1	26
5	Emerson Herndon	0-1	0-0	0-0	0	0	0	0	0	0	0	1
11	Suleiman Braimoh	0-0	0-0	0-2	3	4	0	0	2	0	0	6
12	Bryan Beasley	0-2	0-2	2-2	0	0	2	2	0	0	1	8
13	Stuart Pirri	0-1	0-1	0-0	0	0	0	0	0	0	0	3
22	A.J. Holland	1-4	0-2	0-0	0	1	2	2	3	0	0	14
TOTALS		22-53	8-23	21-37	36	16	73	15	7	3	5	200

FG Percentage - 41.5 • 3FG Percentage - 34.8 • FT Percentage - 56.8

SOUTHERN MISS 66, RICE 50 • **REED GREEN COLISEUM** • **HATTIESBURG, MISS.** • **FEBRUARY 13, 2010**
Rice vs. Southern Miss Game Notes

- ▶ Rice entered the game with three players averaging double-figure scoring numbers but Tamir Jackson, Arsalan Kazemi and Trey Stanton combined for just 17 points in the game.
- ▶ Lawrence Ghoram had scored in double figures in just two prior conference games but went 5-for-8 from the field and finished with a team-high 13 points along with four rebounds and a blocked shot.
- ▶ The game was a tightly fought contest until Maurice Bolden's three-pointer proved to be the dagger in a 7-0 run that put USM out in front by double figures for the first time, 47-36 with 10:01 to play.
- ▶ After falling behind by eight points early, Rice was able to get back into the game by holding USM to just one field goal in its final eight attempts of the half. But the one made was a three-pointer by R.L. Horton with the shot clock winding down to give Southern Miss an eventual 30-27 lead at the break.
- ▶ As a team, the Golden Eagles shot 82 percent at the line (27-for-33) in a physical game in which 45 fouls were called, 25 against the Owls.
- ▶ Rice entered the game having outrebounded eight of its first nine Conference USA opponents but Southern Miss controlled the boards, 38-26. Rice converted just 13-of-23 free throws (56.5 percent).

Officials: Steve Pyatt, Andrew Walton, David Lott

Attendance: 2,834

Rice	27	23	-	50
Southern Miss	30	36	-	66

Rice 50 | 8-15, 1-9

No	Name	FG-A	3FG-A	FT-A	REB	PF	TP	A	TO	BL	ST	MIN
14	Arsalan Kazemi	0-3	0-0	4-8	6	3	4	1	3	1	1	29
20	Lucas Kuipers	4-7	2-4	2-4	1	3	12	0	0	0	0	22
15	Trey Stanton	2-4	0-1	0-1	2	4	45	0	2	1	0	24
3	Tamir Jackson	3-7	0-2	3-5	1	2	9	5	2	0	0	34
33	Lawrence Ghoram	5-8	1-2	2-3	4	5	13	0	1	1	0	28
1	Nate Schwarze	0-0	0-0	0-0	0	0	0	0	0	0	0	1
4	Connor Frizzelle	1-3	0-2	2-2	3	3	4	2	1	0	1	21
5	Emerson Herndon	0-1	0-0	0-0	1	1	0	0	0	0	0	5
11	Suleiman Braimoh	0-2	0-0	0-0	1	2	0	0	1	1	0	16
12	Bryan Beasley	1-3	0-1	0-0	1	1	2	3	0	0	0	11
21	Chris Eversley	1-2	0-1	0-0	1	0	2	0	0	0	1	5
22	A.J. Holland	0-1	0-1	0-0	0	1	0	0	0	0	0	2
33	Egheosa Edomwonyi	0-0	0-0	0-0	0	0	0	0	0	0	0	2
TOTALS		22-53	8-23	21-37	36	16	73	15	7	3	5	200

FG Percentage - 41.5 • 3FG Percentage - 21.4 • FT Percentage - 56.5

Southern Miss 66 | 15-9, 5-5

No	Name	FG-A	3FG-A	FT-A	REB	PF	TP	A	TO	BL	ST	MIN
4	Gary Flowers	7-12	0-2	6-6	9	2	20	2	2	1	1	37
5	Torye Pelham	2-3	0-0	0-0	5	2	4	0	2	2	0	19
14	Sai'Quon Stone	0-3	0-0	9-10	7	3	9	2	2	0	1	35
15	R.L. Horton	1-7	0-3	0-0	2	3	2	1	0	0	0	21
23	Angelo Johnson	3-7	0-3	6-7	1	3	12	5	0	0	2	28
1	Maurice Bolden	2-5	1-1	4-6	4	2	9	0	0	1	0	20
3	Josimar Ayarza	0-1	0-0	0-0	1	1	0	1	1	0	1	5
13	Kenneth Ortiz	0-0	0-0	0-0	0	0	0	0	1	0	0	1
24	LaVanne Pennington	0-1	0-1	1-2	0	0	1	0	0	0	1	8
25	Buchi Awaji	3-6	2-5	1-2	4	4	9	0	0	0	0	26
TOTALS		18-45	3-15	27-33	38	20	66	11	9	4	6	200

FG Percentage - 40.0 • 3FG Percentage - 20.0 • FT Percentage - 81.8

SMU 67, Rice 57 • **MOODY COLISEUM** • **DALLAS, TEXAS** • **FEBRUARY 17, 2010**
Rice vs. SMU Game Notes

- ▶ Rice had held the Mustangs scoreless for better than four minutes and after trailing by as many as eight early in the second half, owned a brief lead, 48-47 with 8:39 to play in the game. The Owls would later tie the score at 55. Lucas Kuipers, who matched a career scoring high with 19 points, knocked down his fifth, three-pointer before Connor Frizzelle floated a jumper in the lane to knot the score.
- ▶ After Rice had tied the game at 55-55, Mouhammad Faye missed a three-pointer but Papa Dia came up with an offensive rebound. Following a media timeout, Faye sank a three to give SMU the lead. And after Connor Frizzelle missed a trey to answer, Derek Williams drove inside for a quick layup. Rice missed six straight shots as well as a free throw as SMU turned a tied ball game into a double-digit lead.
- ▶ Lucas Kuipers matched a career high with 19 points. He set a new career standard by knocking down five, three-pointers.
- ▶ Connor Frizzelle was 6-for-12 from the field including 3-for-9 from behind the arc en route to a 16-point game.
- ▶ Both teams attempted 27 three-point shots. SMU was 11-for-27 while the Owls were 9-for-27.
- ▶ Arsalan Kazemi was held to just two points on 1-for-6 shooting but had a team-high three assists, grabbed 8 rebounds and drew a pair of charging calls.

Officials: Gerry Pollard, Dan Chrisman, Quinton Reece

Attendance: 2,100

Rice	31	26	-	57
SMU	34	33	-	67

Rice 57 | 8-17, 1-10

No	Name	FG-A	3FG-A	FT-A	REB	PF	TP	A	TO	BL	ST	MIN
14	Arsalan Kazemi	1-6	0-0	0-0	8	2	2	3	1	2	0	32
20	Lucas Kuipers	6-16	5-13	2-2	7	4	19	2	1	0	0	37
15	Trey Stanton	6-7	1-2	0-0	3	3	13	1	2	0	1	26
3	Tamir Jackson	1-5	0-1	1-3	0	4	3	1	2	0	0	28
33	Lawrence Ghoram	2-8	0-2	0-0	5	2	4	1	1	0	0	31
1	Nate Schwarze	0-0	0-0	0-0	1	1	0	1	1	0	0	9
4	Connor Frizzelle	6-12	3-9	1-2	0	2	16	3	1	0	0	31
11	Suleiman Braimoh	0-0	0-0	0-0	1	2	0	0	1	0	0	3
21	Chris Eversley	0-0	0-0	0-0	0	0	0	0	0	0	0	3
TOTALS		22-54	9-27	4-7	29	20	57	12	10	2	1	200

FG Percentage - 40.7 ♦ 3FG Percentage - 33.3 ♦ FT Percentage - 57.1

SMU 67 | 12-13, 5-6

No	Name	FG-A	3FG-A	FT-A	REB	PF	TP	A	TO	BL	ST	MIN
2	Justin Haynes	1-2	0-0	0-1	4	1	2	2	1	0	2	31
24	Robert Nyakundi	4-11	3-9	0-0	4	2	11	1	2	0	0	25
42	Papa Dia	4-5	0-0	2-2	7	4	10	3	3	1	1	22
0	Rodney Clinkscales	1-5	0-3	0-0	2	2	2	3	0	0	0	26
3	Derek Williams	5-11	4-7	6-8	3	1	20	4	0	0	1	40
1	Mouhammad Faye	5-8	3-6	2-5	5	2	15	2	3	0	1	27
13	Frank Otis	1-2	0-0	2-2	4	2	4	1	1	0	1	10
22	Mike Walker	1-3	1-2	0-0	1	0	3	0	0	0	0	12
44	Myles Luttman	0-0	0-0	0-0	2	0	0	0	0	0	0	7
TOTALS		22-47	11-27	12-18	33	14	67	16	11	1	6	200

FG Percentage - 46.8 ♦ 3FG Percentage - 40.7 ♦ FT Percentage - 66.7

EAST CAROLINA 76, RICE 65 • TUDOR FIELDHOUSE • HOUSTON, TEXAS • FEBRUARY 20, 2010

East Carolina vs. Rice Game Notes

- ▶ East Carolina guard Brock Young and Rice rookie guard Tamir Jackson both registered career scoring highs in the game.
- ▶ Young scored 27 points for the Pirates. He was 9-for-12 from the field as well as 8-for-11 from the free throw line. The league's assist leader had four along with two steals.
- ▶ Jackson posted his first 20-point game. He was 7-for-16 from the field, knocking down 1-of-4 three-point attempts. He was also 7-for-10 from the free throw line, had three assists and two steals.
- ▶ East Carolina never trailed in the second half but Jackson's two free throws with 4:36 to play cut the Pirates' lead to four points, 59-55 with 4:36 to play. Rice had narrowed ECU's lead to as few as two points early in the second period but the four-point margin with just over four minutes to play was as close as the Owls had come since midway through the half.
- ▶ After Jackson's free throws, Young made one of two free throws but Rice couldn't close the gap further as Jackson missed a layup attempt the Owls' next time down the floor. Corvonn Gaines scored on a putback basket to give ECU a 62-55 lead with 3:33 left. A three-point play converted by Young at the 2:15 mark gave the Pirates a 67-59 advantage.
- ▶ Rice trailed 30-24 at the half as ECU scored the final six points of the period. The Owls missed two field goal attempts and a free throw in the final two minutes of the half. The Owls also turned the ball over with less than 12 seconds to play and Young converted a pair of free throws with a second on the clock to extend the Pirates lead at the break.

Officials: Brent Meaux, Andrew Walton, Troy Raymond

Attendance: 1,983

East Carolina	30	46	-	76
Rice	24	41	-	65

East Carolina 76 | 9-17, 3-9

No	Name	FG-A	3FG-A	FT-A	REB	PF	TP	A	TO	BL	ST	MIN
1	Darrius Morrow	3-11	0-0	1-2	9	2	7	2	4	0	1	36
21	Jamar Abrams	5-14	2-7	1-2	5	3	13	0	2	0	2	28
33	Chad Wynn	2-3	0-0	0-1	4	2	4	1	2	1	0	20
10	Brock Young	9-12	1-1	8-11	5	4	27	4	3	0	2	36
24	Jontae Sherrod	3-7	2-5	7-8	1	4	15	2	2	0	0	25
11	Corvonn Gaines	2-4	0-1	0-0	1	3	4	1	0	0	2	19
23	Erin Straughn	2-5	1-3	1-4	9	2	6	2	0	2	1	27
42	DaQuan Joyner	0-2	0-0	0-0	2	2	0	0	0	0	0	9
TOTALS		26-58	6-17	18-28	40	22	76	12	13	3	8	200

FG Percentage - 44.8 • 3FG Percentage - 35.3 • FT Percentage - 64.3

Rice 65 | 8-18, 1-11

No	Name	FG-A	3FG-A	FT-A	REB	PF	TP	A	TO	BL	ST	MIN
14	Arsalan Kazemi	2-4	0-0	1-2	9	4	5	0	2	0	3	29
20	Lucas Kuipers	5-11	1-6	3-4	5	2	14	1	0	2	1	37
15	Trey Stanton	2-9	0-3	2-2	6	2	6	0	2	0	1	26
3	Tamir Jackson	7-16	1-4	7-10	2	4	22	3	2	0	2	36
33	Lawrence Ghoram	1-5	0-3	1-5	4	2	3	3	2	0	0	24
1	Nate Schwarze	0-1	0-1	0-0	1	0	0	2	1	0	0	4
4	Connor Frizzelle	1-4	0-2	0-0	0	3	2	0	1	0	0	20
11	Suleiman Braimoh	2-4	0-0	2-4	3	2	6	0	2	1	0	7
12	Bryan Beasley	2-4	1-3	2-2	2	3	7	1	0	0	1	17
21	Chris Eversley	0-1	0-1	0-0	0	0	0	0	0	0	0	0+
TOTALS		22-59	3-23	18-29	35	22	65	10	12	3	8	200

FG Percentage - 37.3 • 3FG Percentage - 13.0 • FT Percentage - 62.1

MARSHALL 77, RICE 54 • TUDOR FIELDHOUSE • HOUSTON, TEXAS • FEBRUARY 24, 2010
Marshall vs. Rice Game Notes

- ▶ Capped by a three-pointer by 7-0 forward Hassan Whiteside, the Thundering Herd utilized an 8-2 run to extend an early lead out to 23-12 with 5:41 to play in the first half. Whiteside had four blocks en route to establishing a new Conference USA season standard. The four gave him 146 blocks for the year, Whiteside surpassed the previous mark of 143 set by Jerome Jordan of Tulsa during the 2007-08 season.
- ▶ After trailing 32-21 at halftime, Rice failed to close the gap any further than eight points when Tamir Jackson drove and scored a layup with 16:30 to play, cutting the Thundering Herd's lead to 35-27. But Whiteside answered Jackson's bucket with a jumper in the paint at the other end of the floor, cueing an 11-2 rally that culminated in a dunk by the rookie to give the Herd a 48-29 lead.
- ▶ Rice made just 25 percent of their first-half field goal attempts and on the night converted just 10-of-28 free throws (35.7 percent).
- ▶ Rice was led by senior guard Lawrence Ghoram who was 7-for-9 from the field and finished with a team-high 16 points.

Officials: Steve Olson, Lee Cassell, Hal Lusk

Attendance: 1,369

Marshall	32	45	-	77
Rice	21	33	-	54

Marshall 77 | 21-7, 9-4

No	Name	FG-A	3FG-A	FT-A	REB	PF	TP	A	TO	BL	ST	MIN
21	Hassan Whiteside	6-12	1-1	6-9	17	3	19	0	4	4	2	32
32	Tyler Wilkerson	3-6	1-2	0-0	2	2	7	2	0	0	2	22
3	Damier Pitts	2-5	2-4	0-0	2	1	6	6	4	0	0	27
14	Chris Lutz	7-11	6-10	0-1	3	4	20	1	1	0	1	29
23	Shaquille Johnson	1-8	0-4	4-4	5	3	6	2	2	0	1	21
0	Darryl Merthie	1-3	0-1	0-0	1	0	2	1	1	0	0	17
1	Antonio Haymon	0-1	0-1	2-2	1	0	2	0	1	2	0	10
2	Cam Miller	1-3	0-1	2-2	2	2	4	0	0	0	0	5
10	Dago Pena	5-6	0-1	1-1	7	2	11	2	1	0	1	18
11	Bobby Hordyski	0-0	0-0	0-0	0	0	0	0	0	0	0	1
15	Noah Fischer	0-0	0-0	0-0	0	0	0	0	0	0	0	1
30	Tirrell Baines	0-2	0-0	0-0	2	2	0	0	0	0	1	8
45	Nigel Spikes	0-0	0-0	0-0	2	3	0	1	2	0	0	9
TOTALS		26-57	10-25	15-19	48	22	77	15	16	6	8	200

FG Percentage - 45.6 • 3FG Percentage - 40.0 • FT Percentage - 78.9

Rice 54 | 8-19, 1-12

No	Name	FG-A	3FG-A	FT-A	REB	PF	TP	A	TO	BL	ST	MIN
14	Arsalan Kazemi	2-8	0-0	1-4	7	3	5	1	1	0	2	25
20	Lucas Kuipers	5-15	1-7	3-4	8	2	14	0	1	0	2	31
15	Trey Stanton	0-7	0-4	0-0	3	3	0	0	0	0	0	20
3	Tamir Jackson	2-6	0-1	0-4	1	1	4	2	3	0	1	23
33	Lawrence Ghoram	7-9	1-2	1-4	3	2	16	0	2	0	0	27
1	Nate Schwarze	0-1	0-0	0-0	2	0	0	0	1	0	2	7
4	Connor Frizzelle	3-5	2-3	3-4	0	1	11	1	2	0	1	21
5	Emerson Herndon	0-0	0-0	0-0	1	1	0	0	0	0	1	4
11	Suleiman Braimoh	0-2	0-0	1-3	1	3	1	0	0	0	1	6
12	Bryan Beasley	0-2	0-1	0-0	1	0	0	1	1	0	1	11
13	Stuart Pirri	0-0	0-0	0-0	0	0	0	0	0	0	0	2
21	Chris Eversley	1-4	0-2	1-5	1	0	3	0	0	0	0	7
22	A.J. Holland	0-1	0-1	0-0	3	1	0	3	0	0	1	14
23	Egheosa Edomwonyi	0-1	0-0	0-0	0	1	0	0	1	0	0	2
TOTALS		20-61	4-21	10-28	35	18	54	8	12	0	12	200

FG Percentage - 37.3 • 3FG Percentage - 13.0 • FT Percentage - 62.1

UTEP 78, RICE 64 • DON HASKINS CENTER • EL PASO, TEXAS • FEBRUARY 27, 2010

- ▶ Jeremy Williams hit six-of-seven treys and scored 20 points as No. 25 UTEP defeated Rice, 78-64, in Conference USA play before a sellout crowd in the Don Haskins Center. Attendance was announced at 12,190 for the 12,000-seat arena.
- ▶ Williams and Randy Culpepper each knocked down early three-pointers to spot the Miners an 8-2 lead in the opening minutes. But sparked by the energy of Chris Eversley off the bench, Rice put together an 11-0 run to enjoy its lone lead, 18-15 with 11:02 to play.
- ▶ Eversley had back-to-back baskets including a backdoor cut and layup off a Trey Stanton pass during the 11-0 run. Eversley, whose previous career high for scoring was three points, finished with 10 on 4-for-9 scoring in 20 minutes of play. He also had an assist and a block during his playing time.
- ▶ UTEP's 12, three-pointers was a season-high against the Owls. The Miners converted on 48 percent of their three-point attempts in the game.
- ▶ Rice continued to struggle from the free throw line, shooting less than 40 percent for the second straight game.
- ▶ Lucas Kuipers had a career-high three steals in the game. He had two earlier in the week against Marshall. Kuipers also had at team-high four assists in 29 minutes of play against the Miners.
- ▶ Rice senior Lawrence Ghoram also had three steals in the game. Ghoram was 2-for-3 from three-point range and finished with 11 points.

Officials: Rick Randall, Troy Raymond, James Barker

Attendance: 12,190

Rice	34	30	-	64
UTEP	45	33	-	78

Rice 64 | 8-20, 1-13

No	Name	FG-A	3FG-A	FT-A	REB	PF	TP	A	TO	BL	ST	MIN
14	Arsalan Kazemi	4-6	0-0	4-10	7	2	12	1	1	0	1	35
20	Lucas Kuipers	2-5	1-4	0-0	0	2	5	4	3	0	3	29
15	Trey Stanton	0-4	0-1	0-0	2	1	0	1	0	1	0	15
3	Tamir Jackson	3-8	0-2	2-4	2	2	8	2	4	0	1	31
33	Lawrence Ghoram	4-6	2-3	1-4	4	3	11	2	2	0	3	21
1	Nate Schwarze	0-0	0-0	0-0	0	0	0	1	0	0	1	1
4	Connor Frizzelle	3-9	2-6	0-0	0	0	8	0	3	0	1	15
5	Emerson Herndon	0-0	0-0	0-0	0	0	0	0	0	0	0	1
11	Suleiman Braimoh	5-9	0-0	0-1	5	3	10	1	0	0	0	18
12	Bryan Beasley	0-0	0-0	0-0	0	0	0	0	0	0	0	1
21	Chris Eversley	4-9	1-3	1-2	2	1	10	1	1	1	0	20
22	A.J. Holland	0-0	0-0	0-0	2	2	0	3	1	0	0	13
TOTALS		25-56	6-19	8-21	30	16	64	16	15	2	10	200

FG Percentage - 44.6 • 3FG Percentage - 31.6 • FT Percentage - 38.1

UTEP 78 | 22-5, 13-1

No	Name	FG-A	3FG-A	FT-A	REB	PF	TP	A	TO	BL	ST	MIN
1	Arnett Moultrie	4-5	0-1	0-0	4	2	8	4	2	0	2	24
4	Derrick Character	4-10	0-1	1-2	9	2	9	2	4	0	1	27
34	Jeremy Williams	7-11	6-7	0-1	4	2	20	0	2	1	0	30
3	Randy Culpepper	6-13	4-10	2-2	3	2	18	3	3	0	2	34
5	Julyan Stone	1-2	0-1	3-3	5	1	5	8	2	1	3	25
2	Tyler Tafoya	0-0	0-0	0-0	0	0	0	0	0	0	0	1
10	Yaw Mensa	0-0	0-0	0-0	0	0	0	0	1	0	0	3
11	Myron Strong	4-6	0-2	0-1	3	1	8	3	3	0	3	22
13	Wayne Portalatin	0-0	0-0	0-0	0	5	0	0	1	0	0	8
20	Isaac Gordon	2-2	2-2	1-2	2	0	7	1	1	0	0	17
31	Eric Munoz	0-0	0-0	0-0	0	0	0	0	0	0	0	1
32	Claude Britten	0-1	0-0	0-0	1	0	0	0	0	1	0	4
41	Christian Polk	1-2	0-1	1-1	0	0	3	0	0	0	0	4
TOTALS		29-52	12-25	8-12	38	15	78	21	21	3	11	200

FG Percentage - 55.8 • 3FG Percentage - 48.0 • FT Percentage - 66.7

HOUSTON 78, RICE 70 • HOFHEINZ PAVILION • HOUSTON, TEXAS • MARCH 3, 2010

Rice vs. Houston Game Notes

- ▶ The nation's leading scorer, Aubrey Coleman, helped spark a late rally that saw Houston extend a one-point lead to 11 points in a matter of a few minutes. With the Cougars leading 67-65 with 3:39 to play, Coleman scored a fast-break layup and the next time down the floor connected on a three-pointer to give UH a 72-65 lead. A Rice turnover led to a Zamal Nixon fastbreak dunk. Another turnover led to another fastbreak basket by Nixon and the Cougars' lead was 78-65 with 1:24 to play.
- ▶ After trailing by as many as 15 points early in the second half, Rice clawed its way back into the game. The Owls were down 60-46 before scoring 11 straight points culminating in an Arsalan Kazemi fastbreak dunk. Kazemi had scored three of the Owls' four baskets at the end of the run but went to the bench right after the dunk when he was whistled for his fourth personal foul at the other end of the floor.
- ▶ Both Braimoh and Kazemi posted double-doubles in the loss. Braimoh registered career highs with 14 points and 13 rebounds. Kazemi scored 11 points and had 12 rebounds en route to his ninth career double-double. The game marked the first time since Feb. 15, 2006 that the Owls had two, double-doubles in the same game. Morris Almond and J.R. Harrison did it against East Carolina.
- ▶ With his 12 boards, Kazemi set a new Rice freshman season record for rebounds. Through the Houston game, he had 251 rebounds, passing the former mark of 248 set by Michael Harris during the 2001-02 season.
- ▶ Tamir Jackson's three steals against UH gave him 51 or the season as he past Elbert Dardan (49 steals during the 1975-76 season) to grab another Rice freshman record. Through 29 games, Jackson was tied with Adam Peakes for the most steals in a season.
- ▶ Rice played without juniors Bryan Beasley and Trey Stanton who were suspended for breaking team policies.

Officials: Duke Edsall, Kevin Mathis, Doug Sirmons

Attendance: 3,546

Rice	31	39	-	70
Houston	39	39	-	78

Rice 70 | 8-21, 1-14

No	Name	FG-A	3FG-A	FT-A	REB	PF	TP	A	TO	BL	ST	MIN
14	Arsalan Kazemi	4-8	0-0	3-4	12	4	11	1	4	2	2	21
20	Lucas Kuipers	2-7	2-5	2-2	4	2	8	0	3	0	1	31
21	Chris Eversley	0-2	0-0	0-0	1	0	0	0	1	0	0	3
3	Tamir Jackson	3-9	0-2	4-6	1	3	10	7	5	0	3	32
4	Connor Frizzelle	5-14	2-7	0-1	4	2	12	5	1	0	0	31
1	Nate Schwarze	1-1	1-1	0-0	0	0	3	0	1	0	0	3
5	Emerson Herndon	0-1	0-0	1-2	1	1	1	0	0	1	0	5
11	Suleiman Braimoh	6-12	0-0	2-2	13	1	14	0	3	1	0	27
22	A.J. Holland	1-2	1-2	0-0	5	1	3	1	2	0	2	18
33	Lawrence Ghoram	3-8	0-3	2-2	2	1	8	0	2	2	0	29
TOTALS		25-64	6-20	14-19	50	15	70	14	22	6	8	200

FG Percentage - 39.1 • 3FG Percentage - 30.0 • FT Percentage - 73.7

Houston 78 | 15-14, 7-8

No	Name	FG-A	3FG-A	FT-A	REB	PF	TP	A	TO	BL	ST	MIN
1	Sean Coleman	4-6	2-4	2-2	4	2	12	0	0	1	0	23
40	Kendrick Washington	4-10	0-0	1-4	9	4	9	1	2	1	3	31
0	Kelvin Lewis	5-13	4-10	2-2	3	3	16	2	1	2	3	40
11	Desmond Wade	2-3	0-0	1-2	2	0	5	6	3	0	3	27
12	Aubrey Coleman	6-19	2-8	4-6	9	2	18	4	6	0	2	38
2	Zamal Nixon	3-9	1-5	0-0	4	1	7	3	2	2	4	18
24	Kahmell Broughton	0-0	0-0	0-0	0	0	0	0	1	0	0	1
31	Adam Brown	2-6	2-4	0-0	2	0	6	0	1	0	0	15
32	Kirk Van Slyke	2-4	1-1	0-0	1	0	5	0	0	1	0	7
TOTALS		28-70	12-32	10-16	38	12	78	16	16	7	15	200

FG Percentage - 40.0 • 3FG Percentage - 37.5 • FT Percentage - 62.5

UCF 66, Rice 59 | TUDOR FIELDHOUSE | HOUSTON, TEXAS | MARCH 6, 2010

UCF vs. Rice Game Notes

- ▶ UCF point guard A.J. Rompza broke a 59-59 tie with a three-pointer from right of the key with 1:09 left to play to give the Knights the lead for good. The Owls would turn the ball over on their next possession and then miss their final three shots.
- ▶ UCF led by as many as nine points early in the second half. A 12-3 Rice run at one point in the second period gave the Owls their first lead of the game at 42-41 with 11:32 to play but Marcus Jordan answered with a three-pointer for the Knights. Rice would tie the score four times before a Kazemi steal and fastbreak dunk gave the Owls a 57-55 lead with 4:04 to play.
- ▶ Another UCF three-pointer would stop the Owls' charge as Taylor Young connected from outside to beat the shot clock and put the Knights up 58-57 with 3:26 to play. Rice would later tie the score for the fifth time in the half on a Frizzelle layup with 1:46 to play before Rompza hit the game-winning trey with just over a minute to play.
- ▶ Senior Day recognized three members of the Rice basketball program - student-athletes Lawrence Ghoram and Cory Pflieger (missed the season following surgery for a torn ACL) as well as senior student manager Gaelyn Sicher-Ford. Since then, Pflieger received another year of eligibility and will play in 2010-11.
- ▶ Connor Frizzelle scored a season-high 19 points in the loss. Frizzelle was 7-for-15 from the field.
- ▶ Arsalan Kazemi's seven steals was a career high and one steal shy of the Rice school record of eight set by Rashid Smith at Houston on Dec. 3, 2003. Through the regular season, Kazemi now has 45 steals.

Officials: Kyle Chambers, Dan Nowakowski, Brent Dugas

Attendance: 1,899

UCF	32	34	-	66
Rice	25	34	-	59

UCF 66 | 14-16, 6-10

No	Name	FG-A	3FG-A	FT-A	REB	PF	TP	A	TO	BL	ST	MIN
25	A.J. Tyler	2-3	0-0	4-6	9	3	8	0	4	0	0	33
33	Keith Clanton	3-4	0-0	3-4	7	2	9	2	1	1	2	29
3	A.J. Rompza	3-6	1-3	0-0	4	0	7	4	5	0	1	36
5	Marcus Jordan	2-7	1-3	7-12	4	3	12	3	3	0	0	31
12	Taylor Young	4-6	2-4	4-5	1	3	14	1	4	0	2	34
10	Drew Speraw	1-1	0-0	0-0	0	1	2	0	0	0	0	1
11	Isaac Sosa	2-5	1-3	0-0	0	1	5	1	0	0	0	17
13	Jakub Kusmieruk	0-0	0-0	0-0	2	1	0	0	1	0	0	3
15	Dave Diakite	0-0	0-0	1-2	1	4	1	0	1	0	0	6
21	P.J. Gaynor	4-5	0-0	0-0	3	3	8	1	3	0	0	10
TOTALS		21-37	5-13	19-29	33	21	66	12	22	1	5	200

FG Percentage - 56.8w3FG Percentage - 38.5wFT Percentage - 65.5

Rice 59 | 8-22, 1-15

No	Name	FG-A	3FG-A	FT-A	REB	PF	TP	A	TO	BL	ST	MIN
11	Suleiman Braimoh	4-6	0-0	0-1	8	4	8	0	2	1	1	21
14	Arsalan Kazemi	3-8	0-0	3-7	9	3	9	1	2	0	7	35
3	Tamir Jackson	0-5	0-3	3-8	0	2	3	0	4	0	0	25
4	Connor Frizzelle	7-15	2-6	3-5	1	4	19	3	2	0	3	35
33	Lawrence Ghoram	5-10	1-3	2-5	2	4	13	1	1	0	1	32
1	Nate Schwarze	0-0	0-0	0-0	0	0	0	1	1	0	2	6
5	Emerson Herndon	0-1	0-0	0-0	0	0	0	0	0	0	0	2
20	Lucas Kuipers	0-4	0-1	0-0	3	2	0	1	0	0	0	21
21	Chris Eversley	2-4	1-2	0-0	2	1	5	0	0	0	1	10
22	A.J. Holland	1-1	0-0	0-0	1	3	2	3	1	0	1	13
TOTALS		22-54	4-15	11-26	27	23	59	10	13	1	16	200

FG Percentage - 40.7♦3FG Percentage - 26.7♦FT Percentage - 42.3

TULSA 73, RICE 62 • **CONFERENCE USA CHAMPIONSHIP** • **BOK CENTER** • **TULSA, OKLA.** • **MARCH 10, 2010**
Rice vs. Tulsa Game Notes

- ▶ Rice scored the game's first eight points and built a 41-26 lead by halftime of its first-round game against the Conference USA Tournament host Golden Hurricane. The 15-point lead at intermission was the Owls' biggest lead as Rice outscored Tulsa 11-2 over the final 4:12.
- ▶ Frizzelle was 4-for-4 from three-point range in the first half and along with 12 points had two rebounds and two assists at the half. Suleiman Braimoh had eight points and six of his seven rebounds by the break. Braimoh also equaled a career high with three blocks in the game.
- ▶ Out of locker room at halftime, the Golden Hurricane outscored Rice 10-2 to begin the second period and get the deficit by which they trailed down to single figures.
- ▶ A three-pointer by Donte Medder with 6:02 to play gave Tulsa its first lead of the game, 58-57 and after a pair of free throws by Arsalan Kazemi, Justin Hurtt drove through the paint for a dunk. Braimoh was called for a blocking foul on the play, his fifth personal. While Hurtt missed the ensuing free throw, the Hurricane's lead was 60-59 and TU would never relinquish its advantage.
- ▶ Tulsa got to the free throw line 37 times in the game which was more than any other Rice opponent except for Texas (46). The Golden Hurricane was 25-of-37 from the line (.676). Rice was 7-for-13 at the line, marking the fourth time in five games the Owls had shot less than 60 percent from the free throw line.
- ▶ In addition to scoring eight points and grabbing 12 rebounds, his 12th double-digit rebounding game of the season, Arsalan Kazemi had two steals. The freshman had at least one steals in each of the Owls' last six games and 17 total steals.

Officials: Steve Olson, Dan Chrisman, Lee Cassell

Attendance: 7,760

Rice	41	21	-	62
Tulsa	26	47	-	73

Rice 62 | 8-23

No	Name	FG-A	3FG-A	FT-A	REB	PF	TP	A	TO	BL	ST	MIN
11	Suleiman Braimoh	6-9	0-0	0-1	7	5	12	1	0	3	0	22
14	Arsalan Kazemi	2-7	0-0	4-5	12	3	8	1	2	0	2	36
3	Tamir Jackson	5-13	0-2	3-4	0	2	13	1	2	0	2	29
4	Connor Frizzelle	6-14	5-6	0-0	3	3	17	2	3	0	0	35
33	Lawrence Ghoram	1-1	0-0	0-3	5	5	2	0	1	0	1	19
1	Nate Schwarze	0-0	0-0	0-0	0	2	0	0	0	0	0	1
15	Trey Stanton	1-5	0-2	0-0	3	3	2	0	2	0	0	13
20	Lucas Kuipers	3-7	2-5	0-0	2	4	8	0	2	0	0	28
22	A.J. Holland	0-1	0-0	0-0	1	0	0	4	2	0	1	17
TOTALS		24-57	7-15	7-13	41	27	62	9	16	3	6	200

FG Percentage - 42.1 ♦ 3FG Percentage - 46.7 ♦ FT Percentage - 53.8

Tulsa 73 | 22-10

No	Name	FG-A	3FG-A	FT-A	REB	PF	TP	A	TO	BL	ST	MIN
11	Steven Idlet	0-2	0-0	0-0	2	3	0	1	1	2	0	14
12	Bishop Wheatley	2-3	0-0	1-1	0	0	5	0	2	0	2	33
23	Jerome Jordan	5-10	0-0	6-9	8	4	16	0	3	1	0	32
1	Ben Uzoh	4-10	3-7	4-6	4	1	15	7	1	2	1	37
15	Justin Hurtt	5-15	3-8	4-6	2	3	17	2	1	0	0	34
2	Bryson Pope	1-3	0-0	3-7	6	0	5	2	0	0	0	10
4	Shane Heirman	0-0	0-0	0-0	0	0	0	0	0	0	0	0+
13	Donte Medder	2-6	2-6	5-6	3	0	11	0	0	0	2	24
33	Joe Richard	1-2	0-0	2-2	4	5	4	0	2	0	0	16
TOTALS		20-51	8-21	25-37	34	16	73	12	10	5	5	200

FG Percentage - 39.2 ♦ 3FG Percentage - 38.1 ♦ FT Percentage - 67.6

2009-10 CONFERENCE USA FINAL STANDINGS • 2010 CONFERENCE USA CHAMPIONSHIP

Team	Conference USA Games				All Games			
	W-L	Pct.	H	A	W-L	Pct.	L10	Streak
UTEP	15-1	.938	8-0	7-1	26-7	.788	8-2	L2
Memphis	13-3	.813	7-1	6-2	24-10	.706	7-3	L1
UAB	11-5	.688	5-3	6-2	25-9	.735	6-4	L1
Marshall	11-5	.688	5-3	6-2	24-10	.706	7-3	L1
Tulsa	10-6	.625	6-2	4-4	23-12	.657	4-6	L2
Southern Miss	8-8	.500	5-3	3-5	20-14	.588	5-5	L2
Houston	7-9	.438	5-3	2-6	19-16	.543	6-4	L1
SMU	7-9	.438	4-4	3-5	14-17	.452	4-6	L3
UCF	6-10	.375	3-5	3-5	15-17	.469	4-6	L1
East Carolina	4-12	.250	1-7	3-5	10-21	.324	3-7	L2
Tulane	3-13	.188	2-6	1-7	8-22	.276	2-8	L1
Rice	1-15	.063	0-8	1-7	8-23	.258	1-9	L8

2010 GMC Sierra Conference USA Basketball Championship
BOK Center, Tulsa, Okla.
Wednesday, March 10

(7) Houston 93, (10) East Carolina 80
 (6) Southern Miss 57, (11) Tulane 47
 (5) Tulsa 73, (12) Rice 62
 (9) UCF 69, (8) SMU 53

Thursday, March 11 - Quarterfinals

Houston 66, (2) Memphis 65
 Southern Miss 58, (3) UAB 44
 Tulsa 80, (4) Marshall 64
 (1) UTEP 76, UCF 54

Friday, March 12 - Semifinals

UTEP 75, Tulsa 61
 Houston 74, Southern Miss 66

Saturday, March 13 - Championship Final

Houston 81, UTEP 73



Year	OVERALL		C-USA		Finish	FG-FGA	PCT	3FG-3FGA	PCT	FT-FTA	PCT	REB	AVG	PF-D	A	TO	B	S	PTS	AVG
	W-L	Pct.	W-L	Pct.																
Don Suman — 131-105, .555, 10 years																				
1952-53	15-6	.761	8-4	.667	2nd	493-1273	.387	-	-	391-620	.631	-	-	847	-	-	-	-	1366	65.6
Opponent Statistics						404-1339	.302	-	-	408-654	.624	-	-	789	-	-	-	-	1216	57.9
1953-54	20-4	.833	9-3	.750	1st	630-1626	.387	-	-	465-745	.636	-	-	468	-	-	-	-	1734	72.3
Opponent Statistics						516-1469	.351	-	-	465-702	.662	-	-	486	-	-	-	-	1497	62.4
1954-55	10-13	.434	6-6	.500	5th	-	-	-	-	-	-	-	-	-	-	-	-	-	-	-
Opponent Statistics						-	-	-	-	-	-	-	-	-	-	-	-	-	-	-
1955-56	19-5	.791	8-4	.667	3rd	714-1724	.414	-	-	465-767	.606	1294	53.9	412-10	-	-	-	-	1893	78.9
Opponent Statistics						566-1566	.362	-	-	463-687	.674	887	37.0	470-22	-	-	-	-	1595	66.4
1956-57	16-8	.667	8-4	.667	2nd	-	-	-	-	-	-	-	-	-	-	-	-	-	-	-
Opponent Statistics						-	-	-	-	-	-	-	-	-	-	-	-	-	-	-
1957-58	13-11	.541	7-7	.500	6th	621-1580	.396	-	-	390-632	.617	1057	44.0	440-9	-	-	-	-	1632	68.0
Opponent Statistics						588-1436	.409	-	-	387-589	.657	939	39.1	459-26	-	-	-	-	1563	65.1
1958-59	11-13	.458	5-9	.357	7th	579-1438	.403	-	-	357-559	.639	1066	44.4	415-14	-	-	-	-	1515	63.1
Opponent Statistics						537-1513	.355	-	-	391-579	.675	1071	44.6	405-11	-	-	-	-	1465	61.0
John Frankie — 39-51, .433, 4 years																				
1959-60	4-20	.167	1-13	.071	8th	-	-	-	-	-	-	-	-	-	-	-	-	-	-	-
Opponent Statistics						-	-	-	-	-	-	-	-	-	-	-	-	-	-	-
1960-61	11-12	.478	7-7	.500	5th	570-1463	.389	-	-	372-541	.687	1078	46.9	438-14	-	-	-	-	1512	65.7
Opponent Statistics						572-1426	.401	-	-	458-658	.699	1024	44.5	386-7	-	-	-	-	1602	69.6
1961-62	12-11	.521	7-7	.500	5th	625-1446	.432	-	-	381-563	.676	1056	45.9	444-18	-	-	-	-	1631	70.9
Opponent Statistics						596-1468	.406	-	-	441-601	.733	982	42.7	423-12	-	-	-	-	1633	71.0
1962-63	12-11	.521	9-5	.642	3rd	635-1535	.414	-	-	170-569	.651	1093	47.1	406-17	-	-	-	-	1640	71.3
Opponent Statistics						629-1488	.423	-	-	395-549	.719	1019	44.3	439-21	-	-	-	-	1653	71.8

Year	OVERALL		C-USA		Finish	FG-FGA	PCT	3FG-3FGA	PCT	FT-FTA	PCT	REB	AVG	PF-D	A	TO	B	S	PTS	AVG
	W-L	Pct.	W-L	Pct.																
George Carlisle — 18-54, .250, 3 years																				
1963-64	15-9	.625	8-6	.571	3rd	734-1658	.442	-	-	459-697	.658	1211	50.4	424-18	-	-	-	-	1927	80.3
Opponent Statistics						722-1762	.409	-	-	372-526	.707	1132	47.2	516-29	-	-	-	-	1836	76.5
1964-65	2-22	.083	1-14	.071	7th	613-1437	.419	-	-	421-570	.738	878	36.6	527-36	-	-	-	-	1647	68.6
Opponent Statistics						730-1555	.469	-	-	530-709	.747	1020	42.5	434-4	-	-	-	-	1990	82.9
1965-66	1-22	.043	1-14	.071	8th	712-1589	.448	-	-	421-603	.699	979	42.6	536-48	-	-	-	-	1845	80.2
Opponent Statistics						765-1600	.472	-	-	551-740	.744	1104	48.0	463-19	-	-	-	-	2081	90.5
Don Knodel — 76-127, .374, 8 years																				
1966-67	7-17	.291	4-10	.285	7th	653-1328	.492	-	-	493-648	.761	867	36.1	466-18	-	-	-	-	1799	74.9
Opponent Statistics						694-1509	.459	-	-	434-622	.698	972	40.5	487-20	-	-	-	-	1822	75.9
1967-68	8-16	.333	6-8	.428	6th	594-1260	.471	-	-	472-638	.740	799	33.3	470-17	-	-	-	-	1837	76.6
Opponent Statistics						687-1440	.477	-	-	441-630	.700	975	40.6	474-22	-	-	-	-	1868	77.8
1968-69	10-14	.416	6-8	.428	5th	704-1465	.481	-	-	429-614	.699	861	35.9	529-20	-	-	-	-	1837	76.6
Opponent Statistics						679-1464	.464	-	-	510-718	.710	1062	44.3	492-21	-	-	-	-	1868	77.8
1969-70	14-11	.560	10-4	.714	1st	761-1675	.454	-	-	384-566	.678	1001	40.1	519-17	-	-	-	-	1906	76.2
Opponent Statistics						741-1534	.483	-	-	487-682	.714	1083	43.3	453-16	-	-	-	-	1969	78.8
1970-71	14-12	.538	6-8	.429	5th	862-1765	.488	-	-	446-614	.726	1090	41.9	564-16	-	-	-	-	2170	83.4
Opponent Statistics						799-1734	.461	-	-	553-788	.702	1151	44.3	477-16	-	-	-	-	2151	82.7
1971-72	6-20	.231	1-13	.071	8th	749-1757	.426	-	-	469-717	.654	1125	43.3	600-24	-	-	-	-	1967	75.7
Opponent Statistics						831-1748	.475	-	-	598-834	.717	1284	49.4	534-12	-	-	-	-	2260	86.9
1972-73	7-19	.269	2-14	.125	t7th	758-1720	.440	-	-	336-459	.732	983	37.8	558-18	-	-	-	-	1852	71.2
Opponent Statistics						811-1745	.464	-	-	406-599	.678	1164	44.7	489-16	-	-	-	-	2032	78.1
1973-74	11-17	.393	5-9	.357	t6th	802-1920	.418	-	-	529-743	.712	1260	45.0	696-34	-	-	-	-	2132	76.1
Opponent Statistics						916-1978	.463	-	-	489-742	.659	1387	49.5	668-38	-	-	-	-	2321	82.9

Year	OVERALL		C-USA		Finish	FG-FGA	PCT	3FG-3FGA	PCT	FT-FTA	PCT	REB	AVG	PF-D	A	TO	B	S	PTS	AVG
	W-L	Pct.	W-L	Pct.																
Bob Polk — 17-63, .213, 3 years																				
1974-75	5-21	.192	2-12	.143	8th	679-1608	.422	-	-	441-615	.717	1022	39.4	564-26	337	438	84	145	1799	69.2
Opponent Statistics						804-1729	.465	-	-	421-622	.677	1117	43.0	576-19	341	413	-	-	2029	78.0
1975-76	3-24	.111	1-16	.059	9th	777-1873	.415	-	-	354-502	.705	1086	40.2	558-21	372	540	78	160	1908	70.7
Opponent Statistics						1031-2095	.492	-	-	414-594	.697	1318	48.8	549-14	498	466	-	-	2476	91.7
1976-77	9-18	.333	2-15	.1118	8th	771-1789	.431	-	-	332-474	.700	1049	38.9	574-20	331	502	-	-	1874	69.4
Opponent Statistics						850-1837	.463	-	-	450-631	.713	1185	43.0	504-14	391	462	-	-	2150	79.6
Mike Schuler — 30-76, .283, 4 years																				
1977-78	4-22	.154	2-15	.118	t8th	686-1500	.457	-	-	358-498	.719	906	34.8	630-27	334	489	26	143	1724	66.2
Opponent Statistics						747-1579	.473	-	-	476-688	.692	973	37.4	530-18	379	372	82	223	2010	77.3
1978-79	7-20	.259	4-12	.250	8th	740-1674	.442	-	-	372-547	.680	970	35.9	555-19	389	467	40	169	1852	68.6
Opponent Statistics						862-1786	.483	-	-	402-567	.709	1067	39.5	569-16	378	407	87	238	2126	78.7
1979-80	7-19	.269	4-12	.250	8th	669-1489	.449	-	-	420-568	.739	894	34.4	531-18	353	434	48	147	1758	67.6
Opponent Statistics						743-1489	.502	-	-	388-547	.709	873	33.6	553-24	336	420	64	170	1874	72.1
1980-81	12-15	.444	7-9	.438	t6th	650-1433	.454	-	-	357-540	.661	890	33.0	537-19	240	409	37	162	1657	61.4
Opponent Statistics						661-1399	.472	-	-	357-520	.687	881	32.6	581-21	314	438	64	157	1679	62.2
Tommy Suitts — 63-99, .389, 5 years																				
1981-82	15-15	.500	6-10	.373	t7th	800-1650	.485	-	-	407-588	.692	1004	33.5	644-25	315	396	56	215	2007	66.9
Opponent Statistics						680-1475	.461	-	-	465-679	.685	915	30.5	562-20	338	429	85	150	1825	60.8
1982-83	8-20	.286	2-14	.125	8th	612-1431	.428	-	-	304-484	.628	861	30.8	516-14	274	400	39	186	1528	54.6
Opponent Statistics						672-1379	.487	-	-	347-500	.694	913	32.6	522-14	387	406	88	198	1691	60.4
1983-84	13-17	.433	6-10	.375	6th	682-1540	.443	-	-	386-610	.633	990	33.0	595-19	301	451	52	189	1750	58.3
Opponent Statistics						699-1548	.452	-	-	402-568	.708	976	32.5	591-23	361	452	94	205	1800	60.0

Year	OVERALL		C-USA		Finish	FG-FGA	PCT	3FG-3FGA	PCT	FT-FTA	PCT	REB	AVG	PF-D	A	TO	B	S	PTS	AVG
	W-L	Pct.	W-L	Pct.																
1984-85	11-16	.407	3-13	.188	9th	686-1460	.470	-	-	384-572	.671	884	32.7	529-17	310	390	45	167	1756	65.0
Opponent Statistics						726-1453	.500	-	-	352-506	.696	853	31.6	543-25	392	414	92	201	1804	66.8
1985-86	9-19	.474	2-14	.125	8th	669-1489	.449	-	-	383-604	.634	904	32.3	558-17	357	387	41	193	1721	61.5
Opponent Statistics						673-1446	.465	-	-	408-571	.715	939	33.5	585-16	397	405	76	188	1754	62.6
Greg Walcavich — 1-7, .125, 8 games																				
1986-87	8-19	.296	2-14	.125	9th	638-1545	.413	95-307	.310	318-514	.619	945	35.0	570-19	262	386	45	184	1689	62.6
Opponent Statistics						658-1403	.469	60-163	.368	446-657	.679	982	36.4	516-14	336	400	89	201	1822	67.5
Scott Thompson — 65-79, .451, 5 years																				
1987-88	6-21	.222	3-13	.188	t8th	682-1644	.415	184-512	.359	318-507	.627	989	36.6	586-20	410	445	38	184	1866	69.1
Opponent Statistics						771-1577	.489	131-344	.381	439-669	.656	1058	39.2	538-16	428	411	96	220	2112	78.2
1988-89	12-16	.429	6-10	.375	8th	763-1618	.472	154-455	.339	337-508	.663	985	35.2	556-22	509	481	35	210	2017	72.0
Opponent Statistics						777-1638	.474	163-440	.371	404-580	.697	954	34.1	534-15	407	434	64	249	2121	75.8
1989-90	11-17	.393	5-11	.313	t7th	803-1858	.432	137-396	.346	307-499	.615	1165	41.6	541-18	437	423	31	208	2050	73.3
Opponent Statistics						758-1720	.441	191-532	.359	406-584	.695	1097	39.2	525-17	448	439	121	229	2113	75.5
1990-91	16-14	.533	9-7	.563	t4th	859-1783	.482	147-393	.374	370-576	.642	1117	37.2	529-12	474	440	26	188	2235	74.5
Opponent Statistics						794-1763	.450	209-541	.386	400-566	.707	995	33.2	556-15	464	416	103	240	2197	73.2
1991-92	20-11	.645	8-6	.571	4th	854-1790	.477	168-441	.381	496-708	.701	1158	37.4	516-16	502	423	34	214	2372	76.5
Opponent Statistics						793-1808	.439	206-555	.371	363-532	.682	1007	32.5	594-22	454	442	106	214	2155	69.5

Year	OVERALL		C-USA		Finish	FG-FGA	PCT	3FG-3FGA	PCT	FT-FTA	PCT	REB	AVG	PF-D	A	TO	B	S	PTS	AVG
	W-L	Pct.	W-L	Pct.																
Willis Wilson — 219-246, .471, 16 years																				
1992-93	18-10	.643	11-3	.786	2nd	728-1537	.474	123-372	.331	591-828	.714	1088	38.9	542-14	388	418	50	135	2170	77.5
Opponent Statistics						765-1750	.437	155-450	.345	379-589	.644	932	33.3	627-29	374	313	122	215	2064	73.7
1993-94	15-14	.517	6-8	.429	5th	817-1774	.461	120-328	.366	420-613	.685	1152	39.7	594-17	452	430	49	171	2174	75.0
Opponent Statistics						741-1766	.420	175-517	.338	478-664	.720	1067	36.8	552-11	402	409	88	216	2135	73.6
1994-95	15-13	.536	8-6	.571	t3rd	739-1699	.435	134-392	.342	438-636	.689	1139	40.7	575-13	416	450	60	185	2050	73.2
Opponent Statistics						728-1707	.426	151-481	.314	441-638	.691	1023	36.5	590-13	387	425	86	221	2048	73.1
1995-96	14-14	.500	5-9	.357	5th	670-1542	.435	130-341	.381	441-673	.655	1029	36.8	521-17	332	392	83	164	1911	68.3
Opponent Statistics						698-1652	.423	159-496	.321	384-589	.652	1042	37.2	572-19	391	371	103	179	1939	69.3
1996-97	12-15	.444	6-10	.375	6th	665-1531	.434	120-352	.341	349-516	.676	994	36.8	538-13	412	420	94	199	1799	66.6
Opponent Statistics						623-1426	.437	123-388	.317	424-616	.688	873	32.3	502-12	355	382	72	212	1793	66.4
1997-98	6-22	.214	3-11	.214	7th	647-1584	.408	157-461	.341	321-506	.634	1020	36.4	537-10	403	420	73	158	1772	63.3
Opponent Statistics						694-1603	.433	174-516	.337	400-590	.678	1044	37.3	496-10	427	381	104	217	1962	70.1
1998-99	18-10	.643	8-6	.571	3rd	641-1475	.435	179-501	.357	450-686	.656	1041	37.2	506-13	373	409	79	190	1911	68.3
Opponent Statistics						606-1599	.379	152-520	.292	373-576	.648	1016	36.3	561-22	365	389	96	199	1737	62.0
1999-00	5-22	.185	1-13	.071	8th	536-1430	.375	123-419	.294	359-518	.693	1019	37.7	558-15	310	511	70	152	1554	57.6
Opponent Statistics						623-1496	.416	170-509	.334	420-623	.674	952	35.3	473-7	427	355	127	255	1836	68.0
2000-01	14-16	.467	5-11	.313	8th	632-1589	.398	183-518	.353	439-623	.705	1061	35.4	616-17	329	414	78	197	1886	62.9
Opponent Statistics						631-1573	.401	156-517	.302	497-693	.717	1052	35.1	595-5	405	391	93	186	1915	63.8
2001-02	10-19	.345	5-13	.313	8th	663-1581	.419	153-446	.343	428-608	.704	1085	37.4	605-12	344	486	115	168	1907	65.8
Opponent Statistics						679-1659	.409	174-498	.349	500-702	.712	1023	35.3	547-16	401	380	133	229	2032	70.1
2002-03	19-10	.655	11-7	.611	t3rd	757-1613	.469	182-471	.386	463-628	.737	1011	34.9	587-15	463	479	97	244	2159	74.4
Opponent Statistics						703-1636	.430	167-448	.373	446-623	.716	982	33.9	554-18	408	485	98	204	2019	69.6
2003-04	22-11	.667	12-6	.667	t3rd	867-1828	.474	171-488	.350	541-762	.710	1128	34.2	611-15	492	528	114	275	2446	74.1
Opponent Statistics						855-1907	.448	176-529	.333	424-610	.695	1107	33.5	642-18	484	533	109	253	2310	70.0

Year	OVERALL		C-USA		Finish	FG-FGA	PCT	3FG-3FGA	PCT	FT-FTA	PCT	REB	AVG	PF-D	A	TO	B	S	PTS	AVG
	W-L	Pct.	W-L	Pct.																
2004-05	19-12	.613	12-6	.667	3rd	849-1764	.481	138-416	.332	465-642	.724	1137	36.7	555-4	493	447	125	201	2301	74.2
Opponent Statistics						799-1910	.418	194-576	.337	378-559	.676	1097	35.4	549-11	481	408	100	234	2170	70.0
2005-06	12-16	.429	6-8	.429	t5th	674-1550	.435	124-368	.337	425-582	.730	948	33.9	488-7	386	428	82	216	1897	67.8
Opponent Statistics						711-1643	.433	208-620	.335	333-514	.648	1050	37.5	530-10	446	446	86	239	1963	70.1
2006-07	16-16	.500	8-8	.500	t5th	764-1698	.450	203-522	.389	491-687	.715	1045	32.7	626-17	434	476	92	222	2222	69.4
Opponent Statistics						764-1765	.433	239-682	.350	462-694	.666	1129	35.3	619-14	443	498	91	231	2229	69.7
2007-08	3-27	.100	0-16	.000	12th	590-1558	.379	104-381	.273	394-608	.648	1046	34.9	622-10	298	566	93	197	1678	55.9
Opponent Statistics						691-1620	.427	190-566	.336	498-697	.714	1087	36.2	599-9	424	462	97	272	2070	69.0
Ben Braun — 18-45, .286, 2 years																				
2008-09	10-22	.313	4-12	.333	10th	717-1690	.424	218-570	.382	388-563	.689	1021	31.9	590-14	443	425	70	153	2040	63.8
Opponent Statistics						794-1794	.443	222-605	.367	463-664	.697	1143	35.7	560-14	410	380	87	222	2273	71.0
2009-10	8-23	.258	1-15	.062	12th	703-1739	.404	164-532	.308	413-638	.647	1097	35.4	615-9	369	436	82	229	1983	64.0
Opponent Statistics						726-1640	.443	221-633	.349	488-690	.707	1096	35.4	569-13	431	449	130	236	2161	69.7

1,000-POINT CLUB

1.	Michael Harris					2,014
Year	G	Reb.	Avg.	Pts.	Avg.	
2001-02	29	248	8.6	370	12.8	
2002-03	28	205	7.3	427	15.3	
2003-04	33	295	8.9	578	17.5	
2004-05	31	363	11.7	639	20.6	
Totals	121	1111	9.1	2014	16.6	

2.	Brent Scott					1,906
Year	G	Reb.	Avg.	Pts.	Avg.	
1989-90	28	229	8.1	427	15.3	
1990-91	30	302	10.1	506	16.9	
1991-92	31	257	8.3	490	15.8	
1992-93	28	261	9.3	483	17.3	
Totals	117	1049	8.9	1906	16.3	

3.	Ricky Pierce					1,847
Year	G	Reb.	Avg.	Pts.	Avg.	
1979-80	26	214	8.2	498	19.2	
1980-81	26	181	7.0	544	20.9	
1981-82	30	226	7.5	805	26.8	
Totals	82	621	7.6	1847	22.5	

4.	Morris Almond					1,825
Year	G	Reb.	Avg.	Pts.	Avg.	
2003-04	30	30	1.0	145	4.8	
2004-05	31	65	2.1	224	7.2	
2005-06	28	163	5.8	612	21.9	
2006-07	30	210	7.0	844	26.4	
Totals	121	468	3.9	1825	15.1	

5.	Elbert Darden					1,727
Year	G	Reb.	Avg.	Pts.	Avg.	
1975-76	27	175	6.5	412	15.3	
1976-77	27	157	5.8	480	17.8	
1977-78	25	112	4.5	337	13.5	
1978-79	25	144	5.8	498	19.9	
Totals	104	588	5.7	1727	16.6	

6.	Greg Hines					1,545
Year	G	Reb.	Avg.	Pts.	Avg.	
1983-84	28	80	2.9	190	6.8	
1984-85	27	118	4.9	413	15.3	
1985-86	27	147	5.4	450	16.7	
1986-87	27	136	5.0	492	18.2	
Totals	109	481	4.4	1545	14.2	

7.	Torrey Andrews					1,535
Year	G	Reb.	Avg.	Pts.	Avg.	
1990-91	30	105	3.5	203	6.8	
1991-92	31	154	5.0	349	11.3	
1992-93	28	163	5.8	351	12.5	
1993-94	29	185	6.4	632	21.8	
Totals	118	607	5.1	1535	13.0	

8.	Jason McKrieth					1,500
Year	G	Reb.	Avg.	Pts.	Avg.	
2001-02	18	55	3.1	207	11.5	
2002-03	28	121	4.3	345	12.3	
2003-04	33	161	4.9	523	15.8	
2004-05	31	165	5.3	425	14.2	
Totals	109	502	4.6	1500	13.8	

9.	Kendall Rhine					1,436
Year	G	Reb.	Avg.	Pts.	Avg.	
1961-62	23	269	11.7	315	13.7	
1962-63	23	319	13.9	537	23.3	
1963-64	24	334	13.9	584	24.3	
Totals	70	922	13.2	1436	20.5	

10. Robert Johnson 2,413						13. Dana Hardy 1,322						16. Adam Peakes 1,240						19. Temple Tucker 1,218					
Year	G	Reb.	Avg.	Pts.	Avg.	Year	G	Reb.	Avg.	Pts.	Avg.	Year	G	Reb.	Avg.	Pts.	Avg.	Year	G	Reb.	Avg.	Pts.	Avg.
1995-96	28	109	3.9	271	9.7	1988-89	25	66	2.6	321	12.8	1991-92	31	124	4.0	190	6.1	1955-56	24	305		531	22.1
1996-97	27	66	2.4	201	7.4	1989-90	28	118	4.2	363	13.0	1992-93	26	138	5.3	247	9.5	1956-57	24	252		364	15.1
1997-98	28	93	3.3	324	11.6	1990-91	30	99	3.3	362	12.1	1993-94	28	195	7.0	396	14.1	1957-58	24	211		323	13.4
1998-99	28	120	4.3	617	22.0	1991-92	31	109	3.5	276	8.9	1994-95	27	237	8.8	407	15.1	Totals	72	768		1218	16.9
Totals	111	388	3.5	1413	12.7	Totals	113	392	3.5	1322	11.7	Totals	112	694	6.2	1240	11.1						
11. Marvin Moore 1,339						14. Mike Wilks 1,300						17. Tom Myer 1,227						20. Shaun Igo 1,158					
Year	G	Reb.	Avg.	Pts.	Avg.	Year	G	Reb.	Avg.	Pts.	Avg.	Year	G	Reb.	Avg.	Pts.	Avg.	Year	G	Reb.	Avg.	Pts.	Avg.
1989-90	28	59	2.1	243	8.7	1997-98	28	73	2.6	135	4.8	1968-69	24	61	2.5	350	14.6	1993-94	29	86	3.0	134	4.6
1990-91	30	75	2.5	249	8.3	1998-99	28	124	4.4	230	8.2	1969-70	25	85	3.4	473	18.9	1994-95	15	90	6.0	201	13.4
1991-92	31	78	2.5	359	11.6	1999-00	21	84	4.0	331	15.8	1970-71	26	71	2.7	404	15.5	1995-96	24	210	8.8	384	16.0
1992-93	28	92	3.3	488	17.4	2000-01	30	147	4.9	604	20.1	Totals	75	217	2.9	1227	16.4	1996-97	26	204	7.8	439	16.9
Totals	117	304	10.9	1339	11.4	Totals	107	428	4.0	1300	12.1							Totals	94	590	6.3	1158	12.3
12. Gene Schwinger 1,328						15. Gary Reist 1,270						18. Bill Tom 1,436						21. Tommy McGhee 1,154					
Year	G	Reb.	Avg.	Pts.	Avg.	Year	G	Reb.	Avg.	Pts.	Avg.	Year	G	Reb.	Avg.	Pts.	Avg.	Year	G	Reb.	Avg.	Pts.	Avg.
1951-52	24	216	9.0	301	12.5	1968-69	23	65	2.8	267	11.6	1945-46	20	-	-	252	12.6	1992-93	23	14	.6	40	1.7
1952-53	21	250	11.9	423	20.1	1969-70	25	99	4.0	497	19.9	1946-47	21	-	-	286	13.6	1993-94	29	55	1.9	169	5.8
1953-54	28	344	12.3	604	21.6	1970-71	26	94	3.6	506	19.5	1947-48	24	-	-	277	11.5	1994-95	28	122	4.4	370	13.2
Totals	73	810	11.1	1328	18.2	Totals	74	258	9.9	1270	17.2	1948-49	24	-	-	406	16.9	1995-96	28	109	3.9	575	20.5
												Totals	89	-	-	1221	13.7	Totals	108	300	2.8	1154	10.7

22.	Tom Robitaille				1,137
Year	G	Reb.	Avg.	Pts.	Avg.
1956-57	24	208	8.7	330	13.3
1957-58	24	216	9.0	358	14.9
1958-59	24	245	10.2	449	18.7
Totals	72	669	9.3	1137	15.8

23.	Kenneth Rourke				1,107
Year	G	Reb.	Avg.	Pts.	Avg.
1988-89	28	202	7.2	341	12.2
1989-90	28	229	8.2	294	10.5
1990-91	30	169	5.6	267	8.9
1991-92	31	137	4.4	205	6.6
Totals	117	737	6.3	1107	9.5

24.	Greg Williams				1,101
Year	G	Reb.	Avg.	Pts.	Avg.
1966-67	24	54	2.3	198	8.2
1967-68	24	67	2.8	395	16.5
1968-69	24	78	3.3	508	21.1
Totals	72	199	2.8	1101	15.3

25.	Bob Kinney				1,059
Year	G	Reb.	Avg.	Pts.	Avg.
1939-40	27	-	-	338	12.5
1940-41	24	-	-	352	14.7
1941-42	27	-	-	369	13.7
Totals	78	-	-	1059	13.6

26.	Larry Phillips				1,727
Year	G	Reb.	Avg.	Pts.	Avg.
1961-62	23	181	7.9	298	12.9
1962-63	23	190	8.3	315	13.7
1963-64	24	234	9.8	440	18.3
Totals	70	605	8.6	1053	15.0

27.	Bobby Tudor				1,018
Year	G	Reb.	Avg.	Pts.	Avg.
1978-79	27	100	3.7	312	11.6
1979-80	26	91	3.5	308	11.8
1980-81	27	49	1.8	196	7.3
1981-82	30	73	2.4	202	6.7
Totals	110	223	2.0	1018	9.3

28.	Brock Gillespie				1,007
Year	G	Reb.	Avg.	Pts.	Avg.
2001-02	28	26	.9	152	5.4
2002-03	28	37	1.3	262	9.4
2003-04	33	38	1.2	304	9.2
2004-05	31	43	1.4	289	9.3
Totals	120	144	1.2	1007	8.4

Scoring

Game: 47, Doug McKendrick vs. Ga. Tech (D6, 1965)

Season: 805, Ricky Pierce, 1982

Career: 2,014, Michael Harris, 2002-05

Game

1.	47	Doug McKendrick vs. Ga. Tech (D6, 1965)
2.	44	Morris Almond vs. Vanderbilt (J2, 2007)
	44	Kendall Rhine vs. Arkansas (J12, 1963)
4.	43	Temple Tucker vs. Texas A&M (D28, 1955)
5.	42	Morris Almond at Utah (N25, 2006)
	42	Tom Robitalle vs. Texas A&M (F28, 1959)
7.	41	Bill Henry vs. Texas A&M (F8, 1944)
	41	Kendall Rhine vs. SMU (F8, 1963)
	41	Kendall Rhine vs. LSU (D7, 1963)
10.	40	Patrick Britton vs. ECU (M5, 2008)
	40	Morris Almond vs. SMU (M4, 2006)

Season

1.	844	Morris Almond, 2007
2.	805	Ricky Pierce, 1982
3.	639	Michael Harris, 2005
4.	632	Torrey Andrews, 1994
5.	617	Robert Johnson, 1999
6.	612	Morris Almond, 2006
7.	604	Gene Schwinger, 1954

7.	604	Mike Wilks, 2001
9.	584	Kendall Rhine, 1964
10.	578	Michael Harris, 2004

Season Scoring Average

1.	26.8	Ricky Pierce, 1982
2.	26.4	Morris Almond, 2007
3.	24.3	Kendall Rhine, 1964
4.	23.3	Kendall Rhine, 1963
5.	22.4	Gene Schwinger, 1954
6.	22.1	Temple Tucker, 1956
7.	22.0	Robert Johnson, 1999
8.	21.9	Morris Almond, 2006
9.	21.8	Torrey Andrews, 1994
10.	21.6	Gene Schwinger, 1954

Career

1.	2,014	Michael Harris, 2002-05
2.	1,906	Brent Scott, 1990-93
3.	1,847	Ricky Pierce, 1980-82
4.	1,825	Morris Almond, 2004-07
5.	1,727	Elbert Darden, 1976-79
6.	1,545	Greg Hines, 1984-87
7.	1,535	Torrey Andrews, 1991-94
8.	1,500	Jason McKrieth, 2002-05
9.	1,436	Kendall Rhine, 1962-64
10.	1,413	Robert Johnson, 1996-99

Career Scoring Average

1.	22.5	Ricky Pierce, 1980-82
2.	20.5	Kendall Rhine, 1962-64
3.	18.2	Gene Schwinger, 1952-54
4.	17.2	Gary Reist, 1969-71
5.	16.9	Temple Tucker, 1956-58
6.	16.6	Michael Harris, 2002-05
	16.6	Elbert Darden, 1976-79
8.	16.4	Tom Meyer, 1969-71
9.	16.3	Brent Scott, 1990-93
10.	15.9	Doug McKendrick, 1964-66

FG Made

Game: 20, Kendall Rhine vs. Arkansas (J12, 1963)

Season: 314, Ricky Pierce, 1982

Career: 746, Ricky Pierce, 1980-82

Season

1.	314	Ricky Pierce, 1982
2.	263	Morris Almond, 2007
3.	243	Kendall Rhine, 1964
4.	241	Torrey Andrews, 1994
5.	240	Michael Harris, 2005
6.	230	Ricky Pierce, 1981
7.	229	Gene Schwinger, 1954
8.	227	Kendall Rhine, 1963

9.	224	Morris Almond, 2006
10.	217	Michael Harris, 2004

Career

1.	783	Michael Harris, 2002-05
2.	746	Ricky Pierce, 1980-82
3.	737	Brent Scott, 1990-93
4.	680	Elbert Darden, 1976-79
5.	627	Morris Almond, 2006-07
6.	606	Greg Hines, 1984-87
7.	595	Kendall Rhine, 1962-64
8.	557	Torrey Andrews, 1991-94
9.	522	Jason McKrieth, 2002-05
10.	520	Tom Myer, 1969-71

FG Attempted

Game: 31, Ricky Pierce at Houston (J4, 1982)

Season: 614, Ricky Pierce, 1982

Career: 1,479, Ricky Pierce, 1980-82

Game

1.	31	Ricky Pierce at Houston (15-31) (J4, 1982)
2.	29	Mike Maroney vs. Texas Tech (12-29) (F27, 1961)

Season

1.	614	Ricky Pierce, 1982
2.	544	Morris Almond, 2007
3.	520	Gene Schwinger, 1954
4.	477	Kendall Rhine, 1964
5.	468	Kendall Rhine, 1963
6.	444	Ricky Pierce, 1981
7.	441	Torrey Andrews, 1994
8.	440	Robert Johnson, 1999
9.	439	Gary Reist, 1970
10.	434	Mike Wilks, 2001

Career

1.	1,479	Ricky Pierce, 1980-82
2.	1,473	Elbert Darden, 1976-79
3.	1,368	Greg Hines, 1984-87
4.	1,335	Brent Scott, 1990-93
5.	1,300	Michael Harris, 2002-05
6.	1,275	Morris Almond, 2004-07
7.	1,226	Kendall Rhine, 1962-64
8.	1,127	Robert Johnson, 1996-99
9.	1,126	Gene Schwinger, 1952-54
10.	1,115	Dana Hardy, 1989-92

FG Percentage

Season: .634 (168-265), Doug McKendrick, 1966

Career: .621 (328-528), Doug McKendrick, 1964-66

Game

1.	10-10	Michael Harris vs. La. College (D20, 2002)
2.	7-7	Torrey Andrews at TCU (F13, 1993)
	7-7	Torrey Andrews at Prairie View (D2, 1991)
	7-7	Kenny Austin vs. SMU (F17, 1981)
5.	6-6	Patrick Britton vs. Tulane (F2, 2008)
	6-6	Lawrence Ghoram vs. Tulane (J19, 2008)
	6-6	Alex Bougaieff vs. Air Force (F11, 1999)
	6-6	Dana Hardy vs. Chaminade (N27, 1991)
	6-6	Chip Scott vs. Northern Illinois (D28, 1988)
	6-6	Frank Jackson vs. Houston (J21, 1978)
	6-6	Morris Almond at La. Tech (J1, 2005)

Season

1.	.634 (168-265)	Doug McKendrick, 1966
2.	.623 (172-276)	Michael Harris, 2003
3.	.623 (109-175)	Frank Jackson, 1978
4.	.608 (240-395)	Michael Harris, 2005
	.608 (152-250)	Doug McKendrick, 1965
6.	.603 (217-360)	Michael Harris, 2004
7.	.594 (184-310)	Brent Scott, 1993

8.	.593 (143-241)	Andy Gilchrist, 1989
9.	.591 (75-127)	Torrey Andrews, 1991
10.	.580 (200-345)	Brent Scott, 1991

Career

1.	.621 (328-528)	Doug McKendrick, 1964-66
2.	.602 (783-1300)	Michael Harris, 2002-05
3.	.564 (252-447)	Steve Emshoff, 1971-73
4.	.557 (557-1008)	Torrey Andrews, 1991-94
5.	.552 (737-1335)	Brent Scott, 1990-93
6.	.529 (174-329)	Farrar Stockton, 1966-68
7.	.518 (399-771)	Bill Doty, 1965-67
8.	.515 (389-756)	Andy Gilchrist, 1986-89
9.	.514 (163-317)	Mike Cunningham, 1983-84
10.	.511 (520-1017)	Tom Myer, 1969-71

3-Point FG Made

Game: 8, Bobby Crawford vs. Tulsa (F6, 1997)

Season: 83, Robert Johnson, 1999

Career: 200 Dana Hardy, 1989-92

Game

1.	8	Bobby Crawford vs. Tulsa (F6, 1997)
2.	7	David Willie at Texas Tech (J6, 1987)
	7	David Willie vs. Arkansas (J27, 1988)
	7	Dana Hardy vs. SMU (F18, 1989)
	7	Chase Maag vs. Texas A&M (J26, 1991)

7	Tommy McGhee vs. Houston (F8, 1995)
7	Omar-Seli Mance vs. SMU (J23, 2003)
7	Morris Almond vs. Lamar (D6, 2006)

Season

1.	83	Robert Johnson, 1999
2.	82	Omar-Seli Mance, 2003
3.	80	David Willie, 1988
4.	77	Morris Almond, 2007
5.	76	Tommy McGhee, 1996
6.	70	Rodney Foster, 2009
7.	65	Shawn Tyndell, 2001
8.	63	Adam Peakes, 1994
9.	61	Bobby Crawford, 1998
10.	57	Marvin Moore, 1993

Career

1.	200	Dana Hardy, 1989-92
2.	186	Robert Johnson, 1996-99
3.	176	Adam Peakes, 1992-95
4.	171	Brock Gillespie, 2002-05
5.	158	Rodney Foster, 2006-09
6.	153	Morris Almond, 2004-07
	153	Marvin Moore, 1990-93
8.	144	Omar-Seli Mance, 2001-03
9.	142	Tommy McGhee, 1993-96
10.	139	David Willie, 1988-91

Consecutive Games with a 3-Point Field Goal

1.	39	Adam Peakes (M17, 1993 - D30, 1994)
2.	29	Shawn Tyndell (N18, 2000 - M6, 2001)
3.	21	Brock Gillespie (M17, 2004 - F8, 2005)
	21	Bobby Crawford (F27, 1997-J31, 1998)
5.	19	Omar-Seli Mance (D18, 2002-F22, 2003)
6.	18	Robert Johnson (D23, 1998-M4, 1999)
7.	17	Brock Gillespie (J10-M6, 2004)
	17	David Willie (J16-N30, 1988)
9.	16	Morris Almond (J20-M9, 2007)
10.	14	Dana Hardy (J4-F18, 1989)
	14	Rodney Foster (J 28-M 11, 2009)

3-Point FG Made

Game: 16, Rodney Foster at Houston (F23, 2008)

Season: 230, Robert Johnson (1999)

Career: 534, Robert Johnson, 1996-99

Game

1.	16	Rodney Foster at Houston (F23, 2008)
2.	15	Robert Johnson vs. SMU (J28, 1999)
	15	Robert Johnson vs. New Mexico (M4, 1999)
4.	14	Rodney Foster at UCF (M1, 2008)
	14	David Willie vs. Southern (D8, 1987)
	14	Tommy McGhee vs. Houston (F8, 1995)
	14	Tommy McGhee at Baylor (F28, 1996)
	14	Bobby Crawford vs. Tulsa (F6, 1997)

9.	13	David Willie at Texas Tech (J6, 1988)
	13	Chase Maag vs. Arkansas (M9, 1991)
	13	Mike Wilks at UT-Pan Am (J3, 2000)
	13	Lucas Kuipers at SMU (F17, 2010)

Season

1.	230	Robert Johnson, 1999
2.	207	David Willie, 1988
3.	196	Omar-Seli Mance, 2003
4.	187	Rodney Foster, 2008
		Brock Gillespie, 2004
6.	174	Shawn Tyndell, 2001
7.	169	Morris Almond, 2007
	169	Tommy McGhee, 1996
9.	163	Marvin Moore, 1993
10.	162	Adam Peakes, 1995

Career

1.	534	Robert Johnson, 1996-99
2.	505	Dana Hardy, 1989-92
3.	500	Brock Gillespie, 2002-05
4.	475	Rodney Foster, 2006-09
5.	471	Adam Peakes, 1992-95
6.	413	Marvin Moore, 1990-93
7.	409	David Willie, 1988-91

8.	365	Omar-Seli Mance, 2001-03
9.	352	Morris Almond, 2007
	352	Shawn Tyndell, 1998-02

3-Point FG Pct.

Season: .456 (77-169), Morris Almond, 2007

Career: .453 (153-352), Morris Almond, 2004-07

Game

1.	1.000 (6-6)	Adam Peakes at TCU (J19, 1994)
2.	1.000 (5-5)	Tommy McGhee vs. Baylor (J28, 1995)
	1.000 (5-5)	Connor Frizzelle vs. South Ala (N14, 2009)
4	1.000 (4-4)	Michael Irving vs. Arkansas (F14, 1987)
	1.000 (4-4)	Dana Hardy vs. Baylor (J30, 1991)
	1.000 (4-4)	D. Holmes vs. Grambling (D19, 1991)
	1.000 (4-4)	D. Holmes vs. Wisconsin (M17, 1993)
	1.000 (4-4)	Shawn Tyndell vs. Portland (J2, 1999)
	1.000 (4-4)	Omar-Seli Mance vs. Lamar (N20, 2001)
	1.000 (4-4)	Brock Gillespie vs. Navy (D23, 2002)
	1.000 (4-4)	Morris Almond at LaTech (J1, 2005)

Season

1.	.456 (77-169)	Morris Almond, 2007
2.	.453 (48-106)	Tommy McGhee, 1995
3.	.450 (76-169)	Tommy McGhee, 1996

4.	.444 (48-108)	Morris Almond, 2006
5.	.440 (70-159)	Rodney Foster, 2009
6.	.438 (63-144)	Adam Peakes, 1994
7.	.432 (51-118)	Dana Hardy, 1992
8.	.430 (43-100)	Marvin Moore, 1990
9.	.420 (47-112)	Dana Hardy, 1990
10.	.418 (82-196)	Omar-Seli Mance, 2003

Career

1.	.435 (153-352)	Morris Almond, 2004-07
2.	.429 (142-331)	Tommy McGhee, 1993-96
3.	.399 (83-208)	Chase Maag, 1991-92
4.	.396 (200-505)	Dana Hardy, 1989-92
5.	.395 (144-365)	Omar-Seli Mance, 2001-03
6.	.387 (43-111)	Dave Mlachnik, 1988-89
7.	.382 (47-123)	Mike Girardi, 1986-88
8.	.375 (103-275)	Bobby Crawford, 1997-98
9.	.374 (176-471)	Adam Peakes, 1992-95
10.	.371 (153-413)	Marvin Moore, 1990-93

FT Made

Game: 18, Morris Almond vs. Colorado St. (N15, 2006)

18, Morris Almond vs. Houston (J17, 2007)

Season: 241, Morris Almond, 2007

Career: 432, Brent Scott (1990-93)

Game

1. 18 Morris Almond vs. Colorado State (N15, 2006)
18 Morris Almond vs. Houston (J17, 2007)
3. 17 Temple Tucker vs. Texas A&M (D28, 1955)
17 Kendall Rhine vs. Baylor (F22, 1964)
5. 15 Brent Scott at Texas Tech (F16, 1991)
15 Ricky Pierce vs. Texas Tech (F10, 1982)
7. 14 Joe Durrenberger vs. Arkansas (J10, 1955)
14 Marvin Moore at Texas (J5, 1993)
14 Ricky Pierce at Texas Tech (J19, 1982)
10. 13 Patrick Britton vs. Southern Miss (M12, 2008)
13 Mike Wilks at Navy (N18, 2000)
13 Mike Wilks vs. S.F. Austin (D4, 1999)
13 Torrey Andrews vs. Baylor (J26, 1994)
13 Marvin Moore at Washington (D5, 1992)
13 Ricky Pierce vs. Texas Tech (F7, 1980)

Season

1. 241 Morris Almond, 2007
2. 177 Ricky Pierce, 1982
3. 168 Mike Wilks, 2001
4. 154 Doug McKendrick, 1965
5. 152 Michael Harris, 2005
152 Robert Johnson, 1999
7. 150 Charles Daniels, 1975
8. 147 Torrey Andrews, 1994
9. 146 Gene Schwinger, 1954

10. 138 Temple Tucker, 1957
138 David Craig, 1960

Career

1. 432 Brent Scott, 1990-93
2. 418 Morris Almond, 2004-07
3. 415 Torrey Andrews, 1991-94
4. 411 Michael Harris, 2002-05
5. 365 Jason McKrieth, 2002-05
6. 361 Mike Wilks, 1998-2001
7. 355 Ricky Pierce, 1980-82
8. 342 Temple Tucker, 1956-58
9. 337 Robert Johnson, 1996-99
10. 332 Elbert Darden, 1976-79

Consecutive Free Throws (Game)

1. 13 M. Almond vs. Western Carolina (D29, 2006)
2. 12 Marvin Moore at Texas (J5, 1993)
12 Ricky Pierce vs. Texas (F1, 1982)
12 Elbert Darden at Texas Tech (J13, 1979)
5. 11 Morris Almond vs. Houston, (J17, 2007)
11 Jason McKrieth vs. Siena (D29, 2001)
11 Mike Wilks at Navy (N18, 2000)
8. 10 10 Times
Last: Connor Frizzelle vs. Lamar (N 25, 2008)

Consecutive Free Throws (Season)

1. 38 Jason McKrieth, J2-J28, 2004
2. 29 Elbert Darden, J8-J20, 1979
3. 25 Rashid Smith, J22-F14, 2004
25 Ricky Pierce, J25-F3, 1982
5. 23 Bobby Tudor, J3-F7, 1980
23 Adam Peakes, F2-F20, 1993
23 Omar-Seli Mance, N22-J2, 2002-03
23 Connor Frizzelle, N 25-D20, 2008
9. 21 Connor Frizzelle, D 28, 2008-J21, 2009
10. 20 Brock Gillespie, N20-J12, 2001-02
20 Jason McKrieth, D29-F7, 2001-02

FT Attempts

Game: 23, Joe Darrenberger vs. Arkansas (J10, 1955)

Season: 285, Morris Almond, 2007

Career: 744, Brent Scott (1990-93)

Game

1. 23 Joe Durrenberger vs. Arkansas (J10, 1955)
2. 20 Morris Almond vs. Houston (J17, 2007)
20 M. Almond vs. Colorado State (N15, 2006)
20 David Craig vs. LSU (D12, 1960)
20 Temple Tucker vs. Texas A&M (D28, 1955)
6. 19 Brent Scott at Texas Tech (F16, 1991)
19 Torrey Andrews vs. Baylor (J26, 1994)

8. 17 Kendall Rhine vs. Baylor (F22, 1964)*
17 Scott Oliver vs. Texas A&M (F17, 1996)
17 Brent Scott at Texas A&M (J25, 1992)
17 Ricky Pierce vs. Texas Tech (F10, 1982)

* - Rhine attempted at least 17 FTs in the game.

Season

1. 285 Morris Almond, 2007
2. 266 Gene Schwinger, 1954
3. 223 Ricky Pierce, 1982
4. 215 Mike Wilks, 2001
5. 209 Robert Johnson, 1999
5. 208 Kendall Rhine, 1964
6. 207 Temple Tucker, 1957
7. 206 Charles Daniels, 1975
8. 202 Temple Tucker, 1956
9. 197 Brent Scott, 1992
10. 196 Doug McKendrick, 1965

Career		
1.	744	Brent Scott, 1990-93
2.	562	Michael Harris, 2002-05
3.	535	Temple Tucker, 1956-58
4.	533	Greg Hines, 1984-87
5.	532	Gene Schwinger, 1952-54
6.	531	Torrey Andrews, 1991-94
7.	507	Morris Almond, 2004-07
8.	501	Kendall Rhine, 1962-64
9.	495	Mike Wilks, 1998-2001
10.	473	Ricky Pierce, 1980-82

FT Percentage

Season: .889 (72-81), Greg Williams, 1967

Career: .858 (289-337), Greg Williams, 1967-69

Season		
1.	.889 (72-81)	Greg Williams, 1967
2.	.880 (66-75)	Anthony DeCello, 1980
3.	.871 (74-85)	Perry Gaudet, 1973
4.	.866 (71-82)	Connor Frizzelle, 2009
5.	.863 (113-131)	Greg Williams, 1968
6.	.855 (53-62)	Dan McGuire, 1972
7.	.854 (70-82)	Tom Myer, 1971

8.	.851 (80-94)	Jason McKrieth, 2003
9.	.846 (88-104)	Rodney Foster, 2009
	.846 (241-285)	Morris Almond, 2007
	.846 (104-123)	Elbert Darden, 1979

Career		
1.	.858 (289-337)	Greg Williams, 1967-69
2.	.826 (194-235)	Anthony DeCello, 1978-81
3.	.824 (418-507)	Morris Almond, 2004-07
4.	.817 (187-229)	Tom Myer, 1969-71
5.	.814 (206-253)	Tommy McGhee, 1993-96
6.	.803 (236-294)	Gary Reist, 1969-71
7.	.802 (332-414)	Elbert Darden, 1976-79
8.	.799 (365-457)	Jason McKrieth, 2002-05
9.	.794 (166-209)	Omar-Seli Mance, 2001-03
10.	.790 (162-205)	Mark Werhle, 1972-73

Rebounds

Game: 30, Joe Durrenberger vs. Baylor (F15, 1955)

Season: 344, Gene Schwinger, 1954

Career: 1,111, Michael Harris, 2002-05

Game		
1.	30	Joe Durrenberger vs. Baylor (F15, 1955)
2.	24	Michael Harris vs. Hawaii (F27, 2005)
	24	Todd Schoettelkotte vs. Southern (D20, 1994)

Season		
1.	363	Michael Harris, 2005
2.	344	Gene Schwinger, 1954
3.	334	Kendall Rhine, 1964
4.	319	Kendall Rhine, 1963
5.	305	Temple Tucker, 1956
6.	302	Brent Scott, 1991
7.	295	Michael Harris, 2004
	295	Joe Durrenberger, 1956
9.	272	Arsalan Kazemi, 2010
10.	269	Kendall Rhine, 1962

Season Average		
1.	13.9	Kendall Rhine, 1964
2.	13.8	Kendall Rhine, 1963
3.	12.7	Temple Tucker, 1956
4.	12.29	Joe Durrenberger, 1956
5.	12.28	Gene Schwinger, 1954
6.	11.9	Gene Schwinger, 1953
7.	11.71	Michael Harris, 2005
8.	11.69	Kendall Rhine, 1962
9.	11.67	Joe Durrenberger, 1955
10.	10.5	Temple Tucker, 1957

Career		
1.	1,111	Michael Harris, 2002-05
2.	1,049	Brent Scott, 1990-93
3.	922	Kendall Rhine, 1962-64
4.	810	Gene Schwinger, 1952-54
5.	768	Temple Tucker, 1956-58
6.	748	Michael Harris, 2002-05
7.	737	Kenneth Rourke, 1989-92
8.	694	Adam Peakes, 1992-95
9.	669	Joe Durrenberger, 1954-56
	669	Tom Robitaille, 1957-59

Career Average		
1.	13.2	Kendall Rhine, 1962-64
2.	11.1	Gene Schwinger, 1952-54
3.	10.7	Temple Tucker, 1956-58
4.	9.3	Tom Robitaille, 1957-59
5.	9.2	Michael Harris, 2002-05
	9.2	Joe Durrenberger, 1954-56
7.	9.0	Brent Scott, 1990-93
8.	8.6	Larry Phillips, 1961-64
9.	8.3	Michael Harris, 2002-05
10.	8.2	Jarvis Kelly Sanni, 1997-98

Assists

Game: 12, Rashid Smith vs. Connecticut (J2, 2004)
12, Rashid Smith vs. UL-Lafayette (F21, 2004)

Season: 170, Lorenzo Williams, 2006

Career: 502, Dana Hardy, 1989-92

Game

1. 12 Rashid Smith vs. Connecticut (J2, 2004)
- 12 Rashid Smith vs. UL-Lafayette (F21, 2004)
3. 11 Lorenzo Williams vs. Texas Southern (D21, 2005)
- 11 Lorenzo Williams vs. UAB (J18, 2006)
- 11 Dana Hardy at Texas A&M (F27, 1991)
- 11 Adam Peakes at Sam Houston St. (D1, 1993)
- 11 Michael Walton vs. TCU (F3, 2000)
8. 10 Ivan Pettit at TCU (J2, 1986)
- 10 D'Wayne Tanner at SMU (F17, 1988)
- 10 D'Wayne Tanner vs. Nevada (D10, 1988)
- 10 D'Wayne Tanner at N. Illinois (D28, 1988)
- 10 Dana Hardy vs. Texas (M5, 1992)
- 10 J.J. Polk at Nevada (N26, 1994)
- 10 Bobby Crawford vs. TCU (J30, 1997)
- 10 Mike Wilks vs. SMU (J28, 1999)
- 10 Jason McKrieth vs. SMU (D30, 2004)

Season

1. 170 Lorenzo Williams, 2006
2. 159 Rashid Smith, 2004
3. 152 Dana Hardy, 1992
4. 146 Lorenzo Williams, 2007
5. 145 Rodney Foster, 2009
6. 135 Dana Hardy, 1991
7. 134 D'Wayne Tanner, 1990
8. 130 Scott Fisher, 1974
9. 128 D'Wayne Tanner, 1988
10. 125 J.J. Polk, 1996

Career

1. 502 Dana Hardy, 1989-92
2. 442 Lorenzo Williams, 2004-07
3. 426 D'Wayne Tanner, 1987-90
4. 353 Adam Peakes, 1992-95
- 353 J.J. Polk, 1995-97
6. 348 Mike Wilks, 1998-2001
7. 341 Rashid Smith, 2001-2004
8. 333 Jason McKrieth, 2002-05
9. 324 Rodney Foster, 2006-09
10. 297 Bobby Tudor, 1979-82

Steals

Game: 8, Rashid Smith at Houston (D3, 2003)

Season: 95, D'Wayne Tanner, 1990

Career: 291, D'Wayne Tanner, 1987-90

Game

1. 8 Rashid Smith at Houston (D3, 2003)
2. 7 D'Wayne Tanner vs. Trinity (J12, 1987)
- 7 D'Wayne Tanner vs. E. New Mexico (F1, 1989)
- 7 D'Wayne Tanner at Baylor (F25, 1989)
- 7 D'Wayne Tanner at Texas Tech (J10, 1990)
- 7 Adam Peakes vs. Texas (M2, 1994)
- 7 Arsalan Kazemi vs. UCF (M6, 2010)
8. 6 Pierre Beasley at Oklahoma (J5, 2008)
- 6 Rodney Foster vs. UL-Monroe (D1, 2007)
- 6 Jamaal Moore vs. Lamar (D7, 2002)
- 6 Mike Wilks vs. Nevada (J6, 2001)
- 6 Bobby Crawford vs. Fresno St. (J6, 1997)
- 6 Adam Peakes at Montana (J5, 1995)
- 6 D'Wayne Tanner - eight times,
(last vs. Texas Tech; F10, 1990)
- 6 Adam Peakes at Montana (J5, 1995)

Season

1. 95 D'Wayne Tanner, 1990
2. 94 D'Wayne Tanner, 1989
3. 66 Tony Barnett, 1985
4. 64 Rashid Smith, 2004
5. 61 D'Wayne Tanner, 1988
6. 59 Jason McKrieth, 2004
- 59 Mike Wilks, 2001
8. 57 Mike Wilks, 1999
9. 53 Tamir Jackson, 2010
10. 51 Adam Peakes, 1995

Career

1. 291 D'Wayne Tanner, 1987-90
2. 186 Mike Wilks, 1998-01
3. 162 Jason McKrieth, 2002-05
4. 144 Adam Peakes, 1992-95
5. 133 Rashid Smith, 2001-04
- 133 Bobby Tudor, 1979-82
7. 122 Tony Barnett, 1983-85
8. 118 Kenny Austin, 1980-83
9. 116 Dana Hardy, 1989-92
10. 111 Marvin Moore, 1990-93

Blocked Shots

Game: 6, Michael Harris vs. Murray State (F19, 2005)
6, Dave Louwerse vs. Texas A&M (J21, 1975)

Season: 45, Yamar Diene, 2003

Career: 94, Yamar Diene, 2001-04

Game

- | | | |
|----|---|---|
| 1. | 6 | Michael Harris vs. Murray State (F19, 2005) |
| | 6 | Dave Louwerse vs. Texas A&M (J21, 1975) |

Season

- | | | |
|-----|----|--------------------------|
| 1. | 45 | Yamar Diene, 2003 |
| 2. | 40 | Dave Louwerse, 1975 |
| 3. | 37 | Michael Harris, 2005 |
| | 37 | Yamar Diene, 2004 |
| 5. | 36 | Alex Bougaieff, 1999 |
| 6. | 35 | Mike Harris, 2002 |
| 7. | 34 | Shaun Igo, 1996 |
| 8. | 29 | Jarvis Kelly Sanni, 1997 |
| 9. | 27 | Tony Barnett, 1985 |
| 10. | 26 | Tony Barnett, 1984 |
| | 26 | Arsalan Kazemi, 2010 |

Career

- | | | |
|-----|-----|-----------------------------|
| 1. | 131 | Yamar Diene, 2001-04 |
| 2. | 119 | Michael Harris, 2002-05 |
| 3. | 82 | Alex Bougaieff, 1997-2000 |
| 4. | 79 | Shaun Igo, 1994-97 |
| 5. | 70 | Tony Barnett, 1983-85 |
| 6. | 65 | Morris Almond, 2004-07 |
| 7. | 57 | J.R. Harrison, 2003-06 |
| 8. | 55 | Dave Louwerse, 1975-78 |
| 9. | 52 | Jarvis Kelly Sanni, 1997-98 |
| 10. | 45 | Kenny Austin, 1980-83 |

Games Played

Season: 33, Six Players

Career: 121, Morris Almond, 2004-07
121, Michael Harris, 2002-05

Season

- | | | |
|----|----|---|
| 1. | 33 | Brock Gillespie, J.R. Harrison, Michael Harris, Jason McKrieth, Jamaal Moore, Rashid Smith (2004) |
| 2. | 32 | Morris Almond, Cory Pflieger, Patrick Britton, Rodney Foster, Paulius Packevicius (2007) |
| | 32 | Bryan Beasley, Suleiman Braimoh, Rodney Foster, Connor Frizzelle, Lawrence Ghoram, Cory Pflieger, Trey Stanton (2009) |

- | | | |
|----|----|---|
| 4. | 31 | Michael Harris, Brock Gillespie, J.R. Harrison, Morris Almond, Patrick Britton (2005) |
| | 31 | Torrey Andrews, Dana Hardy, Marvin Moore, Adam Peakes, Kenneth Rourke, Brent Scott (1992) |
| | 31 | Suleiman Braimoh, Connor Frizzelle, Lawrence Ghoram, Tamir Jackson Lucas Kuipers (2010) |

Career

- | | | |
|----|-----|--------------------------|
| 1. | 121 | Morris Almond, 2004-07 |
| | 121 | Michael Harris, 2002-05 |
| 3. | 120 | Patrick Britton, 2005-08 |
| | 120 | Brock Gillespie, 2002-05 |
| | 120 | Lawrence Ghoram, 2007-10 |
| 6. | 118 | J.R. Harrison, 2003-06 |
| | 118 | Torrey Andrews, 1991-94 |
| 8. | 117 | Kenneth Rourke, 1989-92 |
| | 117 | Marvin Moore, 1990-93 |
| | 117 | Brent Scott, 1990-93 |
| | 117 | Rodney Foster, 2006-2009 |

Minutes Played

Season: 1,114, Mike Wilks, 2001

Career: 3,997, Dana Hardy, 1989-92

Season

- | | | |
|-----|-------|----------------------|
| 1. | 1,114 | Mike Wilks, 2001 |
| 2. | 1,104 | Ricky Pierce, 1982 |
| 3. | 1,085 | Dana Hardy, 1991 |
| 4. | 1,069 | Morris Almond, 2007 |
| 5. | 1,058 | Robert Johnson, 1999 |
| 6. | 1,043 | Dana Hardy, 1992 |
| 7. | 1,031 | Jason McKrieth, 2004 |
| | 1,031 | Brent Scott, 1991 |
| 9. | 1,025 | Marvin Moore, 1993 |
| 10. | 1,017 | Michael Harris, 2004 |

Career

- | | | |
|-----|-------|-------------------------|
| 1. | 3,997 | Dana Hardy, 1989-92 |
| 2. | 3,613 | Brent Scott, 1990-93 |
| 3. | 3,481 | Mike Wilks, 1998-2001 |
| 4. | 3,470 | Michael Harris, 2002-05 |
| | 3,470 | Bobby Tudor, 1979-82 |
| 6. | 3,466 | Elbert Darden, 1976-79 |
| 7. | 3,372 | Jason McKrieth, 2002-5 |
| 8. | 3,273 | Adam Peakes, 1992-95 |
| 9. | 3,236 | Greg Hines, 1984-87 |
| 10. | 3,172 | D'Wayne Tanner, 1987-90 |

Triple Doubles

Career Triple-Double Leader

- | | | |
|----|---|------------------------------------|
| 1. | 1 | Jason McCreith vs. SMU (D30, 2004) |
| | | 15 points, 14 rebounds, 10 assists |

Double-Doubles

Single-Season Double-Double Leaders

- | | | |
|----|----|---------------------------|
| 1. | 22 | Michael Harris, 2005 |
| 2. | 17 | Brent Scott, 1991 |
| 3. | 13 | Michael Harris, 2004 |
| 4. | 12 | Michael Harris, 2002 |
| | 12 | Jarvis Kelley Sanni, 1998 |
| | 12 | Adam Peakes, 1995 |
| 7. | 11 | Brent Scott, 1993 |
| | 11 | Tony Barnett, 1985 |
| 9. | 10 | Brent Scott, 1992 |
| | 10 | Brent Scott, 1990 |

Career Double-Double Leaders

- | | | |
|----|----|------------------------------|
| 1. | 55 | Michael Harris, 2001-05 |
| 2. | 48 | Brent Scott, 1990-93 |
| 3. | 20 | Adam Peakes, 1992-95 |
| 4. | 19 | Ricky Pierce, 1980-82 |
| 5. | 16 | Jarvis Kelley Sanni, 1997-98 |
| 6. | 15 | Alex Bougaieff, 1997-2000 |

- | | | |
|-----|----|------------------------|
| 7. | 14 | Shaun Igo, 1994-97 |
| | 14 | Tony Barnett, 1983-85 |
| 9. | 13 | Kenny Austin, 1980-82 |
| 10. | 11 | Morris Almond, 2004-07 |

Career 40/10 Leaders

- | | | |
|----|---|-----------------------------|
| 1. | 1 | Morris Almond, 2004-07 |
| | 1 | Ricky Pierce, 1980-82 |
| | | (40+ points & 10+ rebounds) |

Career 30/10 Leaders

- | | | |
|----|---|-------------------------|
| 1. | 4 | Morris Almond, 2004-07 |
| | 4 | Michael Harris, 2002-05 |
| 3. | 3 | Ricky Pierce, 1980-82 |
| 4. | 2 | Shaun Igo, 1994-97 |
| | 2 | Torrey Andrews, 1991-94 |
| 6. | 1 | Tommy McGhee, 1993-96 |
| | 1 | Brent Scott, 1990-93 |
| | 1 | Tony Barnett, 1983-85 |

Career 20/10 Leaders

- | | | |
|----|----|------------------------------|
| 1. | 22 | Brent Scott, 1990-93 |
| 2. | 21 | Michael Harris, 2001-05 |
| 3. | 10 | Jarvis Kelley Sanni, 1997-98 |
| 4. | 9 | Ricky Pierce, 1980-82 |
| 6. | 7 | Adam Peakes, 1992-95 |

- | | | |
|----|---|------------------------|
| 7. | 3 | Morris Almond, 2004-07 |
| | 3 | Shaun Igo, 1994-97 |

- | | | |
|----|---|--------------------------|
| 9. | 2 | Torrey Andrews, 1991-94 |
| | 2 | Kenneth Rourke, 1989-92 |
| | 2 | Terrence Cashaw, 1983-86 |
| | 2 | Kenny Austin, 1980-82 |

Season Double-Double Averages (Overall)

Gene Schwinger (1952-53)	20.1 ppg	11.9 rpg
Gene Schwinger (1953-54)	21.6 ppg	12.3 rpg
Joe Durrenberger (1954-55)	13.6 ppg	11.7 rpg
Temple Tucker (1955-56)	22.1 ppg	12.7 rpg
Temple Tucker (1956-57)	15.1 ppg	10.5 rpg
Tom Robitaille (1958-59)	18.7 ppg	10.2 rpg
Kendal Rhine (1961-62)	13.7 ppg	11.7 rpg
Kendall Rhine (1962-63)	23.3 ppg	13.8 rpg
Kendall Rhine (1963-64)	24.3 ppg	13.9 rpg
Brent Scott (1990-1991)	16.9 ppg	10.1 rpg
Michael Harris (2004-2005)	20.6 ppg	11.7 rpg

Career Double-Double Averages (Overall)

Temple Tucker (1956-58)	16.9 ppg	10.7 rpg
Gene Schwinger (1952-54)	18.2 ppg	11.1 rpg
Kendall Rhine (1962-64)	20.5 ppg	13.2 rpg

Class Records

Freshmen

FGs	170	Brent Scott, 1990
FG Attempts	345	David Willie, 1988
FG%	.591	Torrey Andrews, 1991
3PT FGM	80	David Willie, 1988
3PT FGA	207	David Willie, 1988
3PT%	.430	Marvin Moore, 1990
FTM	100	Arsalan Kazemi, 2010

FTA	166	Brent Scott, 1990
FT%	.866	Connor Frizzelle, 2009
Points	427	Brent Scott, 1990
Rebounds	272	Arsalan Kazemi, 2010
Assists	114	James Simmons, 1975
Blocks	40	Dave Louwerse, 1975
Steals	53	Tamir Jackson, 2010
Minutes	982	Elbert Darden, 1976

Sophomores

FGs	202	Temple Tucker, 1956
	202	Ricky Pierce, 1980
FG Attempts	421	Ricky Pierce, 1980
FG%	.623	Michael Harris, 2003
3PT FGM	55	Dana Hardy, 1990
3PT FGA	155	Dana Hardy, 1990
3PT%	.517	Greg Price, 1990

FTM	108	Elbert Darden, 1977
FTA	202	Temple Tucker, 1956
FT%	.889	Greg Williams, 1967
Points	531	Temple Tucker, 1956
Rebounds	305	Temple Tucker, 1956
Assists	128	D'Wayne Tanner, 1988
Blocks	25	Patrick Britton, 2006
	25	Michael Harris, 2003
Steals	61	D'Wayne Tanner, 1988
Minutes	1,031	Brent Scott, 1991

Juniors

FGs	230	Ricky Pierce, 1981
FG Attempts	468	Kendall Rhine, 1963
FG%	.608	Doug McKendrick, 1965
3PT FGM	65	Shawn Tyndell, 2001
3PT FGA	187	Brock Gillespie, 2004
	187	Rodney Foster, 2008
3PT%	.453	Tommy McGhee, 1995
FTM	150	Charles Daniels, 1975
FTA	207	Temple Tucker, 1957
FT%	.880	Anthony DeCello, 1980
Points	612	Morris Almond, 2006
Rebounds	319	Kendall Rhine, 1963
Assists	170	Lorenzo Williams, 2006
Blocks	45	Yamar Diene, 2003
Steals	94	D'Wayne Tanner, 1989
Minutes	1,085	Dana Hardy, 1991

Seniors

FGs	314	Ricky Pierce, 1982
FG Attempts	614	Ricky Pierce, 1982
FG%	.634	Doug McKendrick, 1966
3PT FGM	83	Robert Johnson, 1999
3PT FGA	230	Robert Johnson, 1999
3PT%	.456	Morris Almond, 2007
FTM	241	Morris Almond, 2007
FTA	285	Morris Almond, 2007
FT%	.871	Perry Gaudet, 1973
Points	844	Morris Almond, 2007
Rebounds	363	Michael Harris, 2005
Assists	159	Rashid Smith, 2004
Blocks	37	Michael Harris, 2005
	37	Yamar Diene, 2004
Steals	95	D'Wayne Tanner, 1990
Minutes	1,114	Mike Wilks, 2001

Opponent Records

Individual Records

Points

45, Jermaine Taylor, UCF (F25, 2009)
43, Shane Lungwitz, Dallas (D30, 2004)
43, Kurt Thomas, TCU (J22, 1995)

Field Goals Made

16, Shane Lungwitz, Dallas (D30, 2004)
--

Field Goal Attempts

29, Shane Lungwitz, Dallas (D30, 2004)
29, Jermaine Taylor, UCF (F25, 2009)
26, Rob Feaster, Holy Cross (D28, 1994)
25, Marquise Gainous, TCU (M3, 2000)

3-Point Field Goals Made

8, B.J. Tyler, Texas (M5, 1992)
8, Demetrius Porter, Fresno State (J27, 2000)
8, Julius Barnes, Stanford (N24, 2002)
8, Diego Kapelan, McNeese State (D29, 2009)
8, Luis Gomez, Texas A&M International (F8, 2010)

3-Point Field Goal Attempts

14, Abe Jackson, Boise State (J10, 2002)
14, Robert McKiver, Houston (J17, 2007)
14, Luis Gomez, Texas A&M International (F8, 2010)

13, Jermaine Taylor, UCF (F25, 2009)
12, Dante Swanson, Tulsa (F8, 2003)
12, Robert McKiver, Houston (J31, 2007)
12, John Rybak, Texas State (D6, 2008)
12, Diego Kapelan, McNeese State (D29, 2009)
Free Throws
17, George Walker, Houston (J20, 1978)
16, Quinton Ross, SMU (F22, 2003)
Free Throw Attempts
20, George Walker, Houston (J20, 1978)
Rebounds
18, Jay Brown, Lamar (N 25, 2008)
17, Damion James, Texas (D8, 2007)
17, Paul Millsap, La. Tech (J5, 2004)
17, Brian Stewart, Texas-El Paso (F1, 2001)
17, Jason Sasser, Texas Tech (F26, 1994)
17, Rynn Wright, Houston (F21, 1978)
17, Hassan Whiteside, Marshall (F24, 2010)
Assists
17, Avery Johnson, Southern (D8, 1987)
Steals
8, Eric Coley, Tulsa (F14, 2000)

6, Robert McKiver, Houston (J23, 2008)
6, Austin Johnson, Oklahoma (J5, 2008)
6, William Pippen, Middle Tenn. St. (D4, 2001)
6, Tim Simon, Stephen F. Austin (N27, 2001)
6, Shawn Marion, UNLV (F13, 1999)
6, Bobby Sellers, Colorado State (D18, 1993)
6, Devin Gibson, UTSA (D4, 2008)
6, Paul Delaney III, UAB (J24, 2009)

Blocks

11, Derrick Davenport, TCU (M3, 2000)
7, Kevin Johnson, Tulsa (J28, 2002)
7, Joey Dorsey, at Memphis (F22, 2007)
6, Rolando Ferriera, Houston (M5, 1988)
6, Derrick Davenport, TCU (F3, 2000)
6, Melvin Ely, Fresno State (F2, 2002)
6, Maurice McNeil, Houston (J6, 2010)

Team Records Points

127, North Carolina (D2, 1971)
119, Baylor (J30, 1970)
116, Houston (M5, 1973)
116, Texas (F11, 1988)
113, Arkansas (M4, 1972)

Fewest Points

30, Tulane (D2, 1982)

Most Points in a Half

62, Southern (D8, 1987)

Fewest Points in a Half

8, Rockhurst (D20, 1999)

Most Field Goals Made

43, at UT-El Paso (F5, 2004)
40, Texas A&M (J27, 1979)
40, Southern Methodist (F25, 1987)

Most Field Goals Attempted

92, Alcorn State (N30, 1988)

Most 3-Point Field Goals Made

15, Duquesne (D4, 1990)
14, at Texas State (D5, 2007)
14, Harvard (D17, 2008)

Most 3-Point Field Goal Attempts

38, vs. Houston (J11, 2006)
34, at Marshall (F8, 2006)
32, Southern (D8, 1988)
32, Arkansas (J2, 1991)
32, Texas A&M (J3, 1992)
32, Fresno State (F12, 1998)

32, at Houston (M3, 2010)

Most Free Throws Made

38, Texas (F7, 1978)

Most Free Throw Attempts

46, Texas (N29, 2009)
44, Texas (F7, 1996)
44, Nevada (M5, 2003)
43, Colorado (N22, 2001)

Most Assists

27, at UTEP (F5, 2004)
27, at Texas State (D5, 2007)
26, at UTEP (F5, 2005)
24, Fresno State (J3, 2002)
24, at Murray State (D30, 2005)
24, at Marquette (N18, 2005)

Most Steals

17, Houston (J23, 2008)
17, Memphis (J16, 2008)
17, Texas (D5, 2005)
17, at Louisiana-Lafayette (N27, 2005)
16, Prairie View A&M (D20, 2006)

Most Blocks

13, UT-San Antonio (D5, 1986)

SCORING

Season	Player.....	POINTS	PPG
1938-39	Frank Carswell.....	241	11.5
1939-40	Bob Kinney.....	338	12.5
1940-41	Bob Kinney.....	352	14.7
1941-42	Bob Kinney.....	369	13.7
1942-43	Bill Tom Closs.....	426	17.0
1943-44	Bill Henry.....	369	17.6
1944-45	Bill Henry.....	435	20.7
1945-46	Bill Tom.....	252	12.6
1946-47	Bill Tom.....	286	13.6
1947-48	Bill Tom.....	277	11.5
1948-49	Bill Tom.....	406	16.9
1949-50	Joe McDermott.....	350	15.2
1950-51	Joe McDermott.....	338	14.7
1951-52	Gene Schwinger.....	301	12.5
1952-53	Gene Schwinger.....	423	20.1
1953-54	Gene Schwinger.....	604	21.6
1954-55	Terry Telligman.....	379	16.5
1955-56	Temple Tucker.....	531	22.1
1956-57	Temple Tucker.....	364	15.1
1957-58	Tom Robitaille.....	358	14.9
1958-59	Tom Robitaille.....	449	18.7
1959-60	David Craig.....	412	17.4
1960-61	Ollie Shipley.....	316	13.8
1961-62	Kendall Rhine.....	315	13.7
1962-63	Kendall Rhine.....	537	23.3
1963-64	Kendall Rhine.....	584	24.3

Season	Player.....	POINTS	PPG
1964-65	Doug McKendrick.....	458	19.1
1965-66	Doug McKendrick.....	458	19.9
1966-67	Bill Doty.....	441	18.4
1967-68	Greg Williams.....	395	16.5
	Larry Miller.....	395	16.5
1968-69	Greg Williams.....	508	21.2
1969-70	Gary Reist.....	497	19.9
1970-71	Gary Reist.....	506	19.5
1971-72	Mark Wehrle.....	248	10.3
1972-73	Perry Gaudet.....	316	12.1
1973-74	Scott Fisher.....	388	13.9
1974-75	Charles Daniels.....	438	16.8
1975-76	Elbert Darden.....	412	15.3
1976-77	Elbert Darden.....	480	17.8
1977-78	Elbert Darden.....	337	13.5
1978-79	Elbert Darden.....	498	19.9
1979-80	Ricky Pierce.....	498	19.2
1980-81	Ricky Pierce.....	544	20.9
1981-82	Ricky Pierce.....	805	26.8
1982-83	Renaldo O'Neal.....	287	10.3
1983-84	Tony Barnett.....	319	10.6
1984-85	Tony Barnett.....	431	16.0
1985-86	Greg Hines.....	450	16.7
1986-87	Greg Hines.....	492	18.2
1987-88	David Willie.....	416	15.4
1988-89	Andy Gilchrist.....	349	12.9

Season	Player.....	POINTS	PPG
1989-90	Brent Scott.....	427	15.3
1990-91	Brent Scott.....	506	16.9
1991-92	Brent Scott.....	490	15.8
1992-93	Marvin Moore.....	488	17.4
1993-94	Torrey Andrews.....	632	21.8
1996-97	Shaun Igo.....	439	16.9
1994-95	Adam Peakes.....	407	15.1
1995-96	Tommy McGhee.....	575	20.5
1997-98	Jarvis Kelley Sanni.....	415	14.8
1998-99	Robert Johnson.....	617	22.0
1999-00	Mike Wilks.....	331	15.8
2000-01	Mike Wilks.....	604	20.1
2001-02	Michael Harris.....	370	12.8
2002-03	Michael Harris.....	427	15.3
2003-04	Michael Harris.....	578	17.5
2004-05	Michael Harris.....	639	20.6
2005-06	Morris Almond.....	612	21.9
2006-07	Morris Almond.....	844	26.4
2007-08	Patrick Britton.....	327	11.3
2008-09	Rodney Foster.....	384	12.0
2009-10	Tamir Jackson.....	334	10.8

FG PERCENTAGE

Season	Player.....	FG-FGA	PCT	Season	Player.....	FG-FGA	PCT	Season	Player.....	FG-FGA	PCT
1950-51	Jim Gerhardt	105-259	.401	1976-77	Frank Jackson.....	70-139	.504	2002-03	Michael Harris	172-276	.623
1951-52	Gene Schwinger.....	117-262	.447	1977-78	Frank Jackson.....	109-175	.623	2003-04	Michael Harris	217-360	.603
1952-53	Billy Wohn.....	35-67	.522	1978-79	Elbert Darden.....	197-380	.518	2004-05	Michael Harris	240-395	.608
1953-54	Joe Durrenburger.....	67-140	.478	1979-80	Ricky Pierce	202-421	.480	2005-06	Morris Almond.....	224-448	.500
1954-55	Terry Telligman	140-332	.422	1980-81	Ricky Pierce	230-444	.518	2006-07	Greg Killings.....	56-108	.519
1955-56	Temple Tucker	202-418	.483	1981-82	Kenny Austin	115-216	.532	2007-08	Paulius Packevicius	75-169	.444
1956-57	Tom Robitaille	126-264	.477	1982-83	Kenny Austin	54-89	.607	2008-09	Suleiman Braimoh.....	59-110	.536
1957-58	Tom Robitaille	152-345	.441	1983-84	Mike Cunningham	113-221	.511	2009-10	Arsalan Kazemi	105-198	.530
1958-59	Gary Griffin.....	42-87	.483	1984-85	Terrence Cashaw.....	105-197	.533				
1959-60	Steve Smith.....	46-97	.474	1985-86	Mike Cooper	46-86	.535				
1960-61	Ollie Shipley	122-244	.500	1986-87	Andy Gilchrist.....	111-232	.479				
1961-62	Larry Phillips	111-225	.493	1987-88	Andy Gilchrist.....	110-229	.480				
1962-63	Kendall Rhine	227-468	.482	1988-89	Andy Gilchrist.....	143-241	.593				
1963-64	Kendall Rhine	243-477	.509	1989-90	Brent Scott.....	170-339	.502				
1964-65	Doug McKendrick	152-250	.608	1990-91	Torrey Andrews	75-127	.591				
1965-66	Doug McKendrick	168-265	.634	1991-92	Torrey Andrews	128-224	.571				
1966-67	Bill Doty	177-332	.533	1992-93	Brent Scott.....	184-310	.594				
1967-68	Farrar Stockton	81-140	.579	1993-94	Torrey Andrews	241-441	.546				
1968-69	Tom Myer	147-267	.551	1994-95	Kevin Nanney	86-153	.562				
1969-70	Ted Melady.....	87-177	.492	1995-96	Shaun Igo.....	145-285	.509				
1970-71	Steve Emshoff	52-88	.591	1996-97	Shaun Igo.....	180-356	.506				
1971-72	Steve Emshoff	89-155	.574	1997-98	Jarvis Kelley Sanni	172-346	.497				
1972-73	Steve Emshoff	111-204	.544	1998-99	Erik Cooper.....	62-114	.544				
1973-74	Danny Carroll	120-247	.486	1999-00	Alex Bougaieff.....	111-253	.439				
1974-75	Tim Moriarty	167-313	.534	2000-01	T.J. McKenzie.....	43-83	.518				
1975-76	Elbert Darden.....	176-382	.461	2001-02	Michael Harris	154-269	.572				

FT PERCENTAGE

Season	Player.....	FT-FTA	PCT	Season	Player.....	FT-FTA	PCT	Season	Player.....	FT-FTA	PCT
1947-48	Hiram Walker.....	65-92	.707	1973-74	Scott Fisher.....	108-130	.831	1999-00	Mike Wilks.....	71-97	.732
1948-49	David Cook.....	50-70	.714	1974-75	Tim Moriarty.....	93-113	.823	2000-01	Mike Wilks.....	168-215	.781
1949-50	Joe McDermott.....	84-110	.764	1975-76	Frank Jackson.....	89-116	.767	2001-02	Shawn Tyndell.....	48-59	.814
1950-51	Joe McDermott.....	84-114	.737	1976-77	Elbert Darden.....	108-132	.818	2002-03	Jason McKrieth.....	80-94	.851
1951-52	Leonard Childs.....	69-98	.704	1977-78	Elbert Darden.....	60-74	.811	2003-04	Jason McKrieth.....	137-163	.840
1952-53	Don Lance.....	95-121	.785	1978-79	Elbert Darden.....	104-123	.846	2004-05	Michael Harris.....	152-190	.800
1953-54	Don Lance.....	138-187	.738	1979-80	Anthony DeCello.....	66-75	.880	2005-06	Morris Almond.....	116-146	.795
1954-55	Bobby Brashear.....	49-63	.778	1980-81	Bobby Tudor.....	38-46	.826	2006-07	Morris Almond.....	241-285	.846
1955-56	Records Not Available			1981-82	Ricky Pierce.....	177-223	.794	2007-08	Rodney Foster.....	54-71	.761
1956-57	Gerry Thomas.....	110-160	.687	1982-83	Tracy Steele.....	35-45	.778	2008-09	Connor Frizzelle.....	71-82	.866
1957-58	Gerry Thomas.....	74-105	.705	1983-84	Tyrone Washington.....	49-64	.778	2009-10	Trey Stanton.....	48-63	.762
1958-59	David Craig.....	55-75	.733	1984-85	Tracy Steele.....	35-45	.778				
1959-60	James Davis.....	30-41	.756	1985-86	Jeff Crawford.....	29-38	.763				
1960-61	Ollie Shipley.....	72-94	.766	1986-87	Andy Gilchrist.....	50-71	.704				
1961-62	Herb Steinkamp.....	67-87	.770	1987-88	Richard Holmes.....	36-48	.750				
1962-63	Herb Steinkamp.....	59-75	.792	1988-89	Dana Hardy.....	60-75	.800				
1963-64	Herb Steinkamp.....	95-120	.792	1989-90	Dana Hardy.....	46-61	.754				
1964-65	Larry Tiner.....	66-82	.805	1990-91	Torrey Andrews.....	50-61	.820				
1965-66	Doug McKendrick.....	122-169	.722	1991-92	Marvin Moore.....	86-106	.811				
1966-67	Greg Williams.....	72-81	.889	1992-93	Adam Peakes.....	79-95	.832				
1967-68	Greg Williams.....	113-131	.863	1993-94	Torrey Andrews.....	147-184	.799				
1968-69	Greg Williams.....	104-125	.832	1994-95	Tommy McGhee.....	64-76	.842				
1971-72	Dan McGuire.....	53-62	.855	1995-96	Tommy McGhee.....	105-128	.820				
1969-70	Gary Reist.....	95-113	.841	1996-97	Bobby Crawford.....	38-47	.809				
1970-71	Tom Myer.....	70-82	.854	1997-98	Robert Johnson.....	62-86	.747				
1972-73	Perry Gaudet.....	74-85	.871	1998-99	Erik Cooper.....	39-53	.736				

REBOUNDING

Season	Player.....	REB	RPG	Season	Player.....	REB	RPG	Season	Player.....	REB	RPG
1951-52	Gene Schwinger.....	216	9.0	1976-77	Tim Vala	192	7.1	2001-02	Michael Harris	248	8.6
1952-53	Gene Schwinger.....	250	11.9	1977-78	Frank Jackson.....	218	8.4	2002-03	Michael Harris	205	7.3
1953-54	Gene Schwinger.....	344	12.3	1978-79	Elbert Darden.....	144	5.8	2003-04	Michael Harris	295	8.9
1954-55	Joe Durrenberger	245	11.7	1979-80	Ricky Pierce	214	8.2	2004-05	Michael Harris	363	11.7
1955-56	Temple Tucker	305	12.7	1980-81	Ricky Pierce	181	7.0	2005-06	Morris Almond.....	163	5.8
1956-57	Temple Tucker	252	10.5	1981-82	Ricky Pierce	226	7.6	2006-07	Morris Almond.....	210	6.6
1957-58	Tom Robitaille	216	9.0	1982-83	Tony Barnett	144	5.5	2007-08	Paulius Packevicius	177	9.8
1958-59	Tom Robitaille	245	10.2	1983-84	Tony Barnett	207	6.9	2008-09	Trey Stanton.....	161	5.0
1959-60	Mike Maroney	191	8.0	1984-85	Tony Barnett	236	8.7	2009-10	Arsalan Kazemi	272	9.1
1960-61	Mike Maroney	206	9.0	1985-86	Terrence Cashaw.....	173	6.4				
1961-62	Kendall Rhine	269	11.7	1986-87	Andy Gilchrist.....	189	7.0				
1962-63	Kendall Rhine	319	13.8	1987-88	Ronald Robertson	160	5.9				
1963-64	Kendall Rhine	334	13.9	1988-89	Kenneth Rourke	202	7.2				
1964-65	Doug McKendrick	144	6.0	1989-90	Kenneth Rourke	229	8.2				
1965-66	Doug McKendrick	156	6.8		Brent Scott.....	229	8.2				
	Bill Doty	156	6.8	1990-91	Brent Scott.....	302	10.1				
1966-67	Bill Doty.	215	8.9	1991-92	Brent Scott.....	257	8.3				
1967-68	Larry Miller	103	4.3	1992-93	Brent Scott	261	9.3				
1968-69	Steve Wendel.....	137	6.0	1993-94	Adam Peakes.....	195	7.0				
1969-70	Ted Melady.....	169	6.8	1994-95	Adam Peakes.....	237	8.8				
1970-71	Mark Wehrle.....	170	7.1	1995-96	Shaun Igo.....	210	8.8				
1971-72	Steve Emshoff	147	5.9	1996-97	Shaun Igo.....	204	7.8				
1972-73	Mark Wehrle.....	143	6.0	1997-98	Jarvis Kelly Sanni.....	262	9.4				
1973-74	Danny Carroll	228	8.1	1998-99	Alex Bougaieff.....	204	7.6				
1974-75	Danny Carroll	255	9.8	1999-00	Alex Bougaieff	186	7.8				
1975-76	Frank Jackson.....	218	8.4	2000-01	Erik Cooper.....	179	6.0				

ASSISTS/STEALS

Season	Player.....	ASSISTS	APG
1973-74	Scott Fisher.....	130	4.6
1974-75	James Simmons	114	4.4
1975-76	Elbert Darden.....	73	2.7
1976-77	Elbert Darden.....	74	2.7
1977-78	Anthony DeCello	70	2.7
1978-79	Bobby Tudor	110	4.1
1979-80	Anthony DeCello	117	4.5
1980-81	Kenny Austin.....	48	1.8
1981-82	Bobby Tudor	71	2.4
1982-83	Tracy Steele.....	51	1.5
1985-86	Mike Cooper	71	2.5
1983-84	Tracy Steele.....	60	2.0
1984-85	Tracy Steele.....	101	3.7
1986-87	D'Wayne Tanner.....	49	1.9
1987-88	D'Wayne Tanner.....	128	4.7
1988-89	D'Wayne Tanner.....	115	4.1
1989-90	D'Wayne Tanner.....	134	4.8
1990-91	Dana Hardy	135	4.5
1991-92	Dana Hardy	152	4.9
1992-93	David Holmes.....	87	3.1
	Adam Peakes.....	82	3.2
1993-94	Adam Peakes.....	16	4.1
1994-95	J.J. Polk.....	120	4.3
1995-96	J.J. Polk.....	25	4.5
1996-97	J.J. Polk.....	108	4.0
1997-98	Bobby Crawford.....	102	3.9
1998-99	Mike Wilks.....	116	4.1

Season	Player.....	ASSISTS	APG
1999-00	Mike Wilks.....	70	3.3
2000-01	Mike Wilks.....	90	3.0
2001-02	Omar-Seli Mance	57	2.0
2002-03	Rashid Smith	118	4.4
2003-04	Rashid Smith	159	4.8
2004-05	Jason McKrieth.....	108	3.5
2005-06	Lorenzo Williams.....	170	6.1
2006-07	Lorenzo Williams.....	146	4.5
2007-08	Rodney Foster.....	79	3.2
2008-09	Rodney Foster.....	145	4.5
2009-10	Tamir Jackson.....	94	3.0

Season	Player.....	STEALS	SPG
1973-74	Scott Fisher.....	130	4.6
1974-75	James Simmons	33	1.3
1975-76	Elbert Darden.....	49	1.8
1976-77	Records Not Available		
1977-78	James Simmons	34	1.3
1978-79	Elbert Darden.....	42	1.7
1979-80	Bobby Tudor	37	1.4
1980-81	Kenny Austin	38	1.4
1981-82	Bobby Tudor	38	1.3
1982-83	Renaldo O'Neal.....	30	1.1
1983-84	Tony Barnett	38	1.3
1984-85	Tony Barnett	66	2.4
1985-86	Terrence Cashaw.....	30	1.1
	Mike Cooper	30	1.1

Season	Player.....	STEALS	SPG
1986-87	D'Wayne Tanner	41	1.6
1987-88	D'Wayne Tanner	61	2.3
1988-89	D'Wayne Tanner	94	3.4
1989-90	D'Wayne Tanner	95	3.4
1990-91	Marvin Moore	36	1.2
1991-92	Brent Scott.....	45	1.5
1992-93	Marvin Moore	25	0.9
	Adam Peakes.....	25	1.0
1993-94	Adam Peakes.....	43	1.5
1994-95	Adam Peakes.....	51	1.9
1995-96	J.J. Polk.....	35	1.3
1996-97	Bobby Crawford	42	2.1
1997-98	Bobby Crawford	30	1.2
	Mike Wilks.....	30	1.1
1998-99	Mike Wilks.....	57	2.0
1999-00	Mike Wilks.....	40	1.9
2000-01	Mike Wilks.....	59	2.0
2001-02	Omar-Seli Mance	31	1.1
2002-03	Omar-Seli Mance	41	1.5
2003-04	Rashid Smith.....	64	1.9
2004-05	Jason McKrieth.....	48	1.5
2005-06	Almond, Williams.....	39	1.4
2006-07	Chris Hagan.....	40	1.3
2007-08	Rodney Foster	38	1.5
2008-09	Rodney Foster	35	1.1
2009-10	Tamir Jackson.....	53	1.7

BLOCKS/3FG PCT

Season	Player.....BLOCKS	BPG
1974-75	Dave Louwerse.....40	1.5
1975-76	Elbert Darden.....21	0.8
1976-77	Records Not Available	
1977-78	Elbert Darden.....11	0.4
1978-79	Bobby Tudor.....13	0.5
1979-80	Kenny Austin.....12	0.5
1980-81	Kenny Austin.....15	0.6
1981-82	Kenny Austin.....13	0.4
1982-83	Tony Barnett.....17	0.7
1983-84	Tony Barnett.....26	0.9
1984-85	Tony Barnett.....27	1.0
1985-86	Greg Hines.....12	0.4
1986-87	Ronald Robertson.....14	0.5
1987-88	David Willie.....9	0.3
1988-89	David Willie.....10	0.4
1989-90	Kenneth Rourke.....8	0.3
1990-91	Torrey Andrews.....6	0.2
1991-92	Kenneth Rourke.....6	0.2
	Brent Scott.....6	0.2
1992-93	Brent Scott.....14	0.5
1993-94	Shaun Igo.....19	0.7
1994-95	Adam Peakes.....10	0.4
	Shaun Igo.....8	0.5
1995-96	Shaun Igo.....34	1.4
1996-97	Jarvis Kelly Sanni.....29	1.1
1997-98	Jarvis Kelly Sanni.....23	0.8
1998-99	Alex Bougaieff.....36	1.3

Season	Player.....BLOCKS	BPG
1999-00	Alex Bougaieff.....23	1.0
2000-01	Yamar Diene.....24	0.8
2001-02	Michael Harris.....35	1.2
2002-03	Yamar Diene.....45	1.6
2003-04	Yamar Diene.....37	1.3
2004-05	Michael Harris.....37	1.2
2005-06	Patrick Britton.....25	0.9
2006-07	Morris Almond.....24	0.8
2007-08	Paulius Packevicius.....24	1.3
	Patrick Britton.....24	0.8
2008-09	Trey Stanton.....22	0.7
2009-10	Arsalan Kazemi.....26	0.8

Season	Player.....3FG-3FGA	PCT
1986-87	Mike Girardi.....24-60	.356
1987-88	David Willie.....80-207	.387
1988-89	Dana Hardy.....47-112	.420
1989-90	Dana Hardy.....55-155	.355
1990-91	Dana Hardy.....51-118	.432
1991-92	Marvin Moore.....43-100	.430
1992-93	Marvin Moore.....57-163	.350
1993-94	Adam Peakes.....63-144	.438
1994-95	Tommy McGhee.....48-106	.453
1995-96	Tommy McGhee.....76-169	.450
1996-97	Bobby Crawford.....42-116	.362
1997-98	Bobby Crawford.....61-159	.384
1998-99	Robert Johnson.....83-220	.361

Season	Player.....3FG-3FGA	Pct.
1999-00	Jay Christian.....29-83	.349
2000-01	Mike Wilks.....56-145	.386
2001-02	Omar-Seli Mance.....55-132	.417
2002-03	Omar-Seli Mance.....82-196	.418
2003-04	Jason McKrieth.....28-84	.333
2004-05	Jason McKrieth.....30-79	.380
2005-06	Morris Almond.....48-108	.444
2006-07	Morris Almond.....77-169	.456
2007-08	Rodney Foster.....47-187	.251
2008-09	Rodney Foster.....70-159	.440
2009-10	Connor Frizzelle.....51-145	.352

Points

Game: 118 vs. Paul Quinn (N11, 2007)

Season: 2,446 in 2004

Season Average: 83.4 in 1971

Game

1.	118 vs. Paul Quinn (N11, 2007)
2.	113 vs. Grambling State (D6, 2004)
3.	111 vs. Tulsa (F14, 2004; 2OT)
4.	110 vs. Texas A&M (D28, 1955)
5.	108 vs. Corpus Christi (J9, 1971)
6.	107 vs. Alcorn State (N30, 1988)
7.	106 vs. Saint Edward's (D18, 2002)
8.	104 vs. Trinity (J26, 1963) 104 vs. TCU (F29, 1964)
10.	103 vs. Arkansas (M4, 1972) 103 vs. Texas (M5, 1992)

Season

1.	2,446 in 2004
2.	2,372 in 1992
3.	2,301 in 2005
4.	2,235 in 1991
5.	2,222 in 2007
6.	2,174 in 1994
7.	2,170 in 1971 2,170 in 1993

9.	2,159 in 2003
10.	2,132 in 1974

Season Average

1.	83.4 in 1971
2.	80.3 in 1964
3.	80.2 in 1966
4.	78.9 in 1956
5.	77.5 in 1993
6.	76.6 in 1969
7.	76.5 in 1992
8.	76.2 in 1970
9.	76.1 in 1974
10.	75.7 in 1972

Field Goals

Game: 45 vs. Texas (F4, 1958)

Season: 862 in 1971

Game

1.	45 vs. Texas (F4, 1958)
2.	43 vs. Paul Quinn College (N11, 2006)
3.	42 vs. Dallas (D30, 2003)
4.	40 at Houston (F17, 1985) 40 vs. Saint Edward's (D18, 2002)
6.	39 vs. Alcorn State (N30, 1988) 39 at TCU (J19, 1994)

Season

1.	867 in 2004
2.	862 in 1971
3.	859 in 1991
4.	854 in 1992
5.	849 in 2005
6.	817 in 1994
7.	803 in 1990
8.	802 in 1974
9.	800 in 1982
10.	777 in 1976

FG Attempts

Game: 98 vs. Texas A&M (F24, 1990)

Season: 1,920 in 1974

Game

1.	98 vs. Texas A&M (F24, 1990)
2.	89 vs. Houston (F7, 1976)
3.	86 at Arkansas (M3, 1990)
4.	83 vs. Trinity (J12, 1987) 83 at TCU (J19, 1994)

Season

1.	1,920 in 1974
2.	1,873 in 1976
3.	1,858 in 1990
4.	1,828 in 2004
5.	1,790 in 1992
6.	1,789 in 1977
7.	1,783 in 1991
8.	1,774 in 1994
9.	1,765 in 1971
10.	1,764 in 2005

FG Percentage

Game: .717 vs. Paul Quinn College (N14, 2006)

Season: .492 in 1967

Game

1.	.717 vs. Paul Quinn College (N14, 2006)
2.	.677 vs. Dallas (D30, 2003)
3.	.667 vs. Mary-Hardin Baylor (D19, 1985)
4.	.659 at Fairfield (D30, 1991)
5.	.646 vs. Pacific (N22, 1991)
6.	.638 at Sam Houston State (D1, 1993)
7.	.636 vs. Austin College (D12, 1983)
8.	.629 vs. Alcorn State (N30, 1988)

Season

- | | |
|----|--------------|
| 1. | .492 in 1967 |
| 2. | .488 in 1971 |
| 3. | .485 in 1982 |
| 4. | .482 in 1991 |
| 5. | .481 in 2005 |
| | .481 in 1969 |

3-Point FG Made

Game: 16 vs. Southern Miss (F 11, 2009)

Season: 218 in 2009

Game

- | | |
|----|--|
| 1. | 16 vs. Southern Miss (F 11, 2009) |
| 2. | 14 vs. Paul Quinn College (N14, 2006) |
| | 14 at UNLV (J14, 1999) |
| 4. | 13 vs. Hawaii (J22, 1998) |
| | 13 vs. Texas State (D 6, 2008) |
| 6. | 12 at La. Tech (J5, 2004) |
| | 12 vs. Lamar (N20, 2001) |
| | 12 vs. Missouri-Kansas City (F3, 1990) |
| | 12 at Houston (J4, 1989) |
| | 12 at East Carolina (F 14, 2009) |
| | 12 at UCF (F 25, 2009) |

Season

- | | |
|----|-------------|
| 1. | 218 in 2009 |
|----|-------------|

- | | |
|-----|-------------|
| 2. | 212 in 1999 |
| 3. | 203 in 2007 |
| 4. | 184 in 1988 |
| 5. | 182 in 2003 |
| 6. | 179 in 1989 |
| 7. | 171 in 2004 |
| 8. | 168 in 1992 |
| 9. | 164 in 2010 |
| 10. | 157 in 1998 |

3-Point FG Pct.

Game: .818 (9 of 11) vs. Texas (J6, 1996)

.818 (9 of 11) vs. Tulsa (J11, 1998)

Season: .389 (203-522), 2007

Game

- | | |
|----|--|
| 1. | .818 (9-11) at Texas (J6, 1996) |
| | .818 (9-11) vs. Tulsa (J11, 1998) |
| 3. | .800 (8-10) at Southern Miss (J25, 2006) |
| 4. | .769 (10-13) vs. Baylor (J30, 1991) |
| 5. | .750 (6-8) at Texas (F4, 1992) |
| 6. | .714 (10-14) vs. Texas A&M (J26, 1991) |
| | .714 (10-14) at Navy (D23, 2002) |
| 8. | .700 (7-10) vs. San Jose State (J31, 2004) |
| | .700 (7-10) vs. Idaho St. (D29, 1995) |
| 9. | .692 (9-13) vs. Grambling State (D6, 2004) |

- | |
|--|
| .692 (9-13) at TCU (J19, 1994) |
| .692 (9-13) vs. Stephen F. Austin St. (D1, 1998) |

Season

- | | |
|-----|----------------------|
| 1. | .389 (203-522), 2007 |
| 2. | .386 (182-471), 2003 |
| 3. | .382 (218-570), 2009 |
| 3. | .381 (130-341), 1996 |
| 4. | .381 (168-441), 1992 |
| 5. | .374 (147-393), 1991 |
| 6. | .369 (100-271), 2001 |
| 7. | .366 (120-328), 1994 |
| 8. | .359 (184-512), 1988 |
| 9. | .357 (179-501), 1999 |
| 10. | .350 (171-488), 2004 |

FT Made

Game: 42 vs. Texas (J5, 1993)

Season: .591 (28 games), 1993

Game

- | | |
|----|----------------------------|
| 1. | 42 at Texas (J5, 1993) |
| 2. | 38 at Arkansas (F19, 1957) |

Season

- | | |
|----|----------------------|
| 1. | 591 (28 games), 1993 |
| 2. | 541 (33 games), 2004 |

- | | |
|----|----------------------|
| 3. | 534 (28 games), 1954 |
| 4. | 529 (28 games), 1974 |

FT Attempts

Game: 55 at Texas (J5, 1993)

Season: 828 (28 games), 1993

Game

- | | |
|----|-------------------------------------|
| 1. | 55 at Texas (J5, 1993) |
| 2. | 50 vs. Texas (J30, 1993) |
| 3. | 49 at Texas State (D5, 2007) |
| | 49 vs. Tulsa (F14, 2004; 2OT) |
| 5. | 48 vs. Duquesne (D4, 1990) |
| 6. | 47 vs. Utah (D3, 2005; 3OT) |
| 7. | 46 vs. Missouri-Rolla (N23, 1998) |
| | 46 vs. Texas (M12, 1993) |
| | 46 at Vanderbilt (N30, 1979) |
| | 46 vs. Texas (M12, 1993, at Dallas) |
| | 46 vs. Missouri-Rolla (N23, 1998) |

Season	
1.	828 (28 games), 1993
2.	790 (24 games), 1957
3.	767 (24 games), 1956
4.	762 (33 games), 2004
5.	745 (24 games), 1954
6.	743 (28 games), 1974
7.	767 (24 games), 1956
8.	717 (26 games), 1972
9.	708 (31 games), 1992
10.	697 (24 games), 1964

FT Percentage	
Game: 1.000 (14-14) at TCU (F13, 1993)	
Season: .740 in 1968	
Game	
1.	1.000 (14 of 14) at TCU (F13, 1993)
2.	1.000 (13 of 13) at Pan American (D21, 1974)
3.	.938 (15-16) vs. SMU (M8, 2008)
4.	.929 (13-14) vs. Belmont (D28, 2006)

Season	
1.	.740 in 1968
2.	.737 in 2003
3.	.730 in 2006
4.	.724 in 2005

5.	.720 in 2001
----	--------------

Rebounds	
Game: 71 vs. TCU (F29, 1964)	
Season: 1,294 (24 games), 1956	
Game	
1.	71 vs. TCU (F29, 1964)
Season	
1.	1,294 (24 games) 1956
2.	1,260 (28 games), 1974
3.	1,211 (24 games), 1964
4.	1,165 (28 games), 1990
5.	1,158 (31 games), 1992
6.	1,152 (29 games), 1994
7.	1,139 (28 games), 1995
8.	1,137 (31 games) 2005
9.	1,128 (33 games) 2004
10.	1,125 (26 games), 1972

Assists	
Game: 29 vs. Dallas (D30, 2004)	
Season: 509, 1989	
Game	
1.	29 vs. Dallas (D30, 2004)
2.	28 at Houston (J11, 1975) 28 vs. Alcorn State (N30, 1988) 28 at Northern Illinois (D28, 1988) 28 at Sam Houston State (D1, 1993) 28 vs. Paul Quinn College (N14, 2006)
7.	27 vs. Nevada (D10, 1988) 27 at Texas A&M (J24, 1990) 27 vs. Lamar (N20, 2001) 27 vs. Saint Edward's (D18, 2002)

Season	
1.	509 in 1989
2.	502 in 1992
3.	493 in 2005
4.	492 in 2004
5.	474 in 1991
6.	463 in 2003
7.	452 in 1994
8.	443 in 2009
9.	434 in 2007
10.	416 in 1995

Steals	
Game: 24 vs. Angelo State (D1, 1979)	
Season: 244, 2003	
Game	
1.	24 vs. Angelo State (D1, 1979)
Season	
1.	275 in 2004
2.	244 in 2003
3.	229 in 2010
4.	222 in 2007
5.	216 in 2006
6.	215 in 1982
7.	214 in 1992
8.	210 in 1989
9.	208 in 1990
10.	201 in 2005

Blocked Shots

Game: 11 vs. Murray State (F19, 2005)

Season: 115, 2002

Game

1. 11 vs. Murray State (F19, 2005)
2. 9 vs. Navy (D22, 2004)
3. 7, 14 Times
Last Time: vs. Texas A&M (D31, 2007)

Season

1. 125 in 2005
2. 115 in 2002
3. 114 in 2004
4. 97 in 2003
5. 94 in 1997
6. 93 in 2008

Personal Fouls

Game: 41 vs. Oregon (D30, 1977)

Season: 696 (34 DQ), 1974

Game

1. 41 at Oregon (D30, 1977)
2. 32 at Colorado (N22, 2001)

3. 31 at Nevada (M3, 2003)
31 vs. Gonzaga (N14, 2006)
5. 33 vs. Texas (N29, 2009)
6. 30 at Tulsa (F8, 2001)

Season

1. 696 (34 DQ), 1974
2. 626 (17 DQ), 2007
3. 622 (10 DQ), 2008
4. 616 (17 DQ), 2001
5. 615 (9 DQ), 2010
6. 611 (15 DQ), 2004
7. 605 (12 DQ), 2002

Disqualifications - Season

1. 48 (356 personal fouls), 1966

Streaks & Margins

Most Games in a Season

1. 33 in 2004
2. 32 in 2009
32 in 2007
4. 31 in 1992
31 in 2005
31 in 2010
6. 30 in 1982
30 in 1984

- 30 in 1991
- 30 in 2008

Most Wins in a Season

1. 25 (25-4), 1940
2. 23 (23-5), 1954
3. 22 (22-11), 2004
4. 20 (20-4), 1954
20 (20-11), 1992
6. 19 (19-11), 2003
19 (19-12), 2005

Most Losses in a Season

1. 27 (3-27) in 2008
2. 24 (3-24) in 1976
3. 23 (8-23) in 2010
4. 22 (2-22) in 1965
22 (1-22) in 1966
22 (4-22) in 1978
22 (6-22) in 1998
22 (10-22) in 2009
8. 21 (6-21) in 1988
21 (5-21) in 1975

Longest Winning Streak

1. 16 games – J15, 1944, to D27, 1944
16 games – D29, 1944, to D19, 1945
3. 15 games – F17, 1941, to J7, 1942
4. 12 games – F4, 1915, to F8, 1916
5. 11 games – M1, 1955, to D29, 1955

Longest Losing Streak

1. 28 games – F2, 1965, to F15, 1966
2. 24 games – J18, 1926, to J23, 1928
3. 21 games – D31, 2007 to N15, 2008
4. 18 games – D18, 1975, to F11, 1976
5. 15 games – D22 1999, to F19, 2000
6. 11 games – J15 1972, to F22, 1972

Largest Combined Score

1. 221 Arkansas 113, Rice 108 (M4, 1972)
2. 215 Baylor 119, Rice 96 (J30, 1971)
3. 214 Rice 111, Tulsa 103 2OT (F14, 2004)
4. 201 SMU 112, Rice 89 (F5, 1966)
5. 200 Rice 103, Texas 97 (M5, 1992)

Margin of Victory

1.	73	Rice 95, Baylor 22 (1945)
2.	59	Rice 113, Grambling State (D 26, 2004)
3.	58	Rice 106, St. Edward's (D18, 2004)
4.	52	Rice 94, Trinity 42 (J 12, 1987)
	52	Rice 118, Paul Quinn 66 (N14, 2006)

Most Points Scored in a Half

1.	64 (2nd) vs. Paul Quinn College (N14, 2006)
2.	62 (2nd) vs. Southwestern [Kan.] (D30, 1986)
	62 (2nd) vs. Texas A&M (F24, 1990)
4.	60 (2nd) vs. Texas A&M (M6, 1993)

Most Points Allowed in a Half

1.	65 (2nd) at Texas (J27, 1990)
2.	62 (1st) vs. Southern (D8, 1987)
3.	62 (1st) at Arkansas (F27, 1988)
4.	60 (1st) at UTEP (F5, 2004)
	60 (2nd) vs. Texas (M5, 1995)

Rice 100-Pt Games

Rice-h 118, Paul Quinn College 66	N14, 2006
Rice-h 113, Grambling State 54	D6, 2004
Rice-h 110, Texas A&M 81	D28, 1955
Rice-h 102, Texas 68	F4, 1958
Rice-h 104, Trinity 75	J26, 1963

Rice-h 102, Florida State 81	D11, 1963
Rice-h 104, TCU 86	F29, 1964
Rice-h 101, Trinity 89	J30, 1965
Rice-h 101, Texas A&M 79	F11, 1967
Rice-h 108, Corpus Christi 84	J9, 1971
Rice-h 101, Corpus Christi 82	D20, 1971
Arkansas 113, Rice-h 103	M4, 1972
Rice-h 102, Texas Lutheran 60	D7, 1981
Rice-h 100, Doane 75	D11, 1978
Rice-h 100, Texas State 94	D6, 2008

Attendance Records

Largest Home Crowds

1.	5,680	vs Texas (M5, 1992)
2.	5,583	vs. Texas (J30, 1993)
3.	5,582	vs. Kansas (D7, 1995)
4.	5,208	vs. Texas A&M (D 31, 2008)
5.	5,083	vs. Texas (J12, 1991)
6.	5,032	vs. Houston (M3, 1993)
7.	5,027	vs. SMU (F27, 1993)
8.	5,013	vs. Houston (J13, 1996)
9.	5,011	vs. Houston (J18, 1992)
	5,011	vs. Houston (N21, 1998)
11.	5,010	vs. Texas A&M (M6, 1993)

Largest Crowds to See the Owls

1.	17,589	at Memphis (J21, 2009)
2.	17,480	at New Mexico (F13, 1997)
3.	17,346	vs. Maine (D3, 1988)
4.	17,121	at New Mexico (D30, 1993)
5.	16,713	vs. Houston (M9, 1990)
	16,713	vs. TCU (M8, 1991)
	16,713	vs. Arkansas (M9, 1991)
8.	16,488	at Syracuse (D22, 2005)
9.	16,300	at Kansas (D22, 1994)
10.	16,294	at Connecticut (D19, 2004)

Home Attendance (Since the 1985-86 Season)

Year	Games	Total	Avg.
1985-86	15	22,402	1,493
1986-87	16	16,297	1,019
1987-88	12	26,610	2,218
1988-89	13	26,851	2,065
1989-90	14	40,238	2,874
1990-91	15	43,098	2,873
1991-92	12	40,940	3,412
1992-93	11	51,091	4,645
1993-94	12	36,229	3,019
1994-95	14	39,036	2,788
1995-96	12	37,414	3,118
1996-97	12	36,868	3,072
1997-98	13	34,969	2,690

1998-99	14	40,453	2,890
1999-00	11	25,292	2,300
2000-01	15	35,420	2,361
2001-02	15	31,587	2,106
2002-03	15	43,944	2,330
2003-04	15	36,319	2,421
2004-05	16	32,414	2,026
2005-06	15	35,711	2,381
2006-07	15	22,160	1,477
2007-08	13	15,065	1,159
2008-09	15	31,423	2,095
2009-10	17	33,924	1,996

Late Game Heroics

Date	Opponent	The Play	Time	Final
J7, 1974	California	Scott Fisher sinks two FT	:02.0	76-75 ot
D3, 1977	Pacific	Elbert Darden jumper	:00.0	52-50
D22, 1979	at Niagara	Ricky Pierce 15-foot jumper	:04.0	70-69
J30, 1980	at TCU	Ricky Pierce basket	:03.0	60-59
J17, 1981	Texas Tech	Ricky Pierce basket	:01.0	52-50
D2, 1982	at Tulane	Mike Cunningham two free throws	:05.0	32-30
F23, 1983	Texas Tech	Ivan Pettit basket	:02.0	69-67 ot
J11, 1984	at TCU	Tracy Steele basket	:08.0	43-42
F4, 1984	at Texas A&M	Tony Barnett basket	:06.0	43-42
F6, 1985	at Holy Cross	Carl Daniels two free throws	:34.0	62-60
F8, 1986	at Texas Tech	Andy Gilchrist layup	:06.0	52-50
D19, 1986	Louisiana-Lafayette	Mike Girardi basket	:03.0	68-66
J21, 1987	Texas A&M	D'Wayne Tanner two free throws	:04.0	69-67
F18, 1987	at Baylor	Greg Hines jumper	:02.0	63-62
N30, 1987	at UMKC	Mike Girardi 32-foot jumper	:01.0	62-60
J21, 1989	Texas A&M	David Willie two free throws	:00.4	79-77
J13, 1990	at Baylor	D'Wayne Tanner 23-foot jumper	:03.0	65-62

Date	Opponent	The Play	Time	Final
J17, 1990	TCU	Greg Price basket	:01.9	66-64
J12, 1993	at Texas A&M	Marvin Moore jumper	:00.0	66-65
D18, 1993	Colorado State	Adam Peakes free throw	:02.5	64-63
F13, 1994	at SMU	Adam Peakes two free throws	:40.0	65-63
F23, 1994	Baylor	Tommy McGhee two free throws	:03.5	93-91
D9, 1995	at Vanderbilt	Shaun Igo dunk	:05.2	78-77
F19, 1995	TCU	Shaun Igo basket	:02.6	74-73
J30, 1997	at TCU	J.J. Polk jumper	:01.0	82-80
N27, 2001	at Stephen F. Austin	Brock Gillespie made 3 FTs to force OT	:00.2	86-90 ot
J25, 2003	Louisiana Tech	Michael Harris baseline jumper	:22.0	93-92
J22, 2004	at Fresno State	Jason McKrieth 17 foot jumper	:01.0	65-63
N30, 2004	Houston	Lorenzo Williams drives length of court	:02.8	74-73
J14, 2006	at Tulane	Morris Almond sinks trey from top-of-key	:00.0	60-57
M8, 2007	UCF	M Almond hits stepback fadeaway trey	:02.8	53-51

Rice Rallies

Date	Opponent	Largest Deficit	Score	Time	Final
J17, 2007	Houston	Down 24	55-31	15:04 (2nd Half)	76-71
F23, 1994	at Baylor	Down 20	67-47	16:13 (2nd Half)	93-91
D5, 1994	Houston Baptist	Down 20	51-31	17:33 (2nd Half)	72-65
D29, 2007	TCU	Down 17	32-15	3:18 (1st Half)	70-65
D4, 1989	UW-Platteville	Down 17	46-29	17:54 (2nd Half)	64-60
D9, 1995	at Vanderbilt	Down 15	38-23	4:05 (1st Half)	78-77
D5, 2007	at Texas State	Down 14	31-17	9:32 (1st Half)	88-81
J31, 1996	Baylor	Down 14	36-22	3:42 (1st Half)	79-64
F20, 2003	at Louisiana Tech	Down 14	57-43	12:56 (2nd Half)	65-62
J30, 1980	at TCU	Down 13	34-21	17:47 (2nd Half)	60-59
J16, 1999	at Air Force	Down 13	27-14	7:28 (1st Half)	71-69
N21, 2000	Houston	Down 13	33-20	1:35 (1st Half)	65-45
D2, 1982	Tulane	Down 12	12-0	12:36 (1st Half)	32-30
F18, 1989	SMU	Down 12	29-17	1:33 (1st Half)	67-65
F16, 1991	at Texas Tech	Down 12	33-21	4:19 (1st Half)	75-72
D30, 1991	at Fairfield	Down 12	26-14	7:00 (1st Half)	78-77
F19, 1995	at TCU	Down 12	37-25	1:34 (1st Half)	74-73
F14, 1996	at SMU	Down 12	47-35	11:02 (1st Half)	71-70
J30, 1999	TCU	Down 12	49-37	15:54 (2nd Half)	76-69

Date	Opponent	Largest Deficit	Score	Time	Final
F10, 2001	TCU	Down 12	33-21	7:11 (1st Half)	76-72
J3, 2003	at UT-Pan American	Down 12	51-39	17:56 (2nd Half)	85-79
D21, 1985	Northwestern St.	Down 11	24-13	8:31 (1st Half)	58-53
J10, 1990	at Texas Tech	Down 11	42-31	1:51 (1st Half)	74-71
F3, 1990	Missouri-KC	Down 11	13-2	15:19 (1st Half)	87-80
M2, 1992	at SMU	Down 11	35-24	17:29 (2nd Half)	58-53 ot
J30, 1997	TCU	Down 11	45-34	19:43 (2nd Half)	82-80
D22, 1998	vs. St. Mary's	Down 11	36-25	18:53 (2nd Half)	81-70 ot
D17, 2008	Harvard	Down 11	56-45	8:09 (2nd Half)	67-63
F12, 1980	at SMU	Down 10	64-54	8:26 (2nd Half)	82-81 ot
D1, 1984	vs. Holy Cross	Down 10	34-24	3:36 (1st Half)	62-60
N21, 1991	vs. Pacific	Down 10		(1st Half)	88-79
M5, 1992	Texas	Down 10	23-13	13:04 (1st Half)	103-97
D20, 2000	Portland State	Down 10	24-14	5:40 (1st Half)	74-62
D21, 2001	Centenary	Down 10	15-5	16:16 (1st Half)	66-57
D29, 2009	McNeese State	Down 10	27-17	7:40 (1st Half)	75-62

Rice All-Americans

Bob Kinney

- 1941 Second-Team Converse Yearbook
- 1942 First-Team Helms Foundation
- 1942 First-Team Converse Yearbook

Bill Tom Closs

- 1943 First-Team Helms Foundation
- 1943 Second-Team Converse Yearbook

Bill Henry

- 1944 First-Team Helms Foundation
- 1945 First-Team Helms Foundation
- 1945 Second-Team Converse Yearbook

Don Lance

- 1954 All-America Selection

Gene Schwinger

- 1953 Second-Team Newspaper Enterprises Association
- 1954 Second-Team Helms Foundation

Ricky Pierce

- 1982 Second-Team USBWA
- 1982 Third-Team Associated Press
- 1982 Third-Team NABC

Adam Peakes

- 1994 First-Team CoSIDA Academic All-America
- 1995 Second-Team CoSIDA Academic All-America

Michael Harris

- 2005 CollegeInsider.com

Morris Almond

- 2006 CollegeInsider.com
- 2007 CollegeInsider.com
- 2007 Playboy Magazine

Rice All-Conference Selections

All-Southwest Conference (49)

- 1916 Tom Tomforde
- 1917 Lawrence Kingsland
- 1918 Harris Dodge
 - Julian Dormant
 - Lawrence Kingsland
 - Henry Timmons
- 1919 Lawrence Kingsland
 - Van Brown
- 1934 R.T. Eaton
- 1939 Frank Carswell
- 1940 Frank Carswell
 - Bob Kinney
- 1941 Frank Carswell
 - Bob Kinney
- 1942 Bob Kinney
 - Chester Palmer
- 1943 Bill Tom Closs
- 1944 Bill Henry
 - J.G. Thomas
- 1945 Bill Henry
 - Murray Mendenhall
 - Dick Wehr
- 1949 Bill Tom
- 1953 Don Lance

- Gene Schwinger
- 1954 Don Lance
 - Gene Schwinger
- 1956 Joe Durrenberger
 - Temple Tucker
- 1957 Temple Tucker
 - Tom Robitaille
- 1958 Tom Robitaille
- 1959 Tom Robitaille
- 1963 Kendall Rhine
- 1964 Kendall Rhine
- 1969 Greg Williams
- 1970 Gary Reist
- 1971 Gary Reist
- 1980 Ricky Pierce
- 1981 Ricky Pierce
- 1982 Ricky Pierce
- 1991 Brent Scott, second team
- 1992 Brent Scott, second team
- 1993 Marvin Moore, second team
 - Brent Scott, second team
- 1994 Torrey Andrews, second team
- 1995 Adam Peakes, second team
- 1996 Tommy McGhee, first team
 - Shaun Igo, second team

All-WAC (9)

- 1997 Shaun Igo, second team
- 1999 Robert Johnson, first team
- 2001 Mike Wilks, second team
- 2003 Omar Mance, second team
 - Michael Harris, second team
- 2004 Michael Harris, first team
 - Jason McKrieth, second team
- 2005 Michael Harris, first team
 - Jason McKrieth, second team

All-Conference USA (2)

- 2006 Morris Almond, First Team
- 2007 Morris Almond, First Team

Players of the Year

Greg Williams

1969 Southwest Conference

Ricky Pierce

1982 Southwest Conference

Morris Almond

2007 Conference USA

Additional Rice Accolades

1982 | Bobby Tudor

Co-SIDA Academic All-America
Honorable Mention

1989 | Dana Hardy

SWC All-Newcomer Team
Third-Team Freshman All-America

1989 | Kenneth Rourke

SWC All-Newcomer Team
Sixth-Team Freshman All-America
South Team/U.S. National Sports
Festival

1990 | Brent Scott

SWC Freshman of the Year
U.S. Junior National Team

1991 | Brent Scott

U.S. World Junior Championship
Team

1991 | Chase Maag

SWC All-Newcomer Team

1993 | Torey Andrews

SWC Sixth Man of the Year

1995 | Adam Peakes

NCAA Post-Graduate Scholarship

1997 | Alex Bougaieff

MVP, Maccabbiah Games/
Team Canada

1999 | Jason Skaer

WAC Mountain Division
All-Newcomer Team

1999 | Willis Wilson

WAC Mountain Division
Coach of the Year

2001 | Mike Wilks

College Insider WAC Player of the Year
WAC All-Defensive Team
Dallas Morning News First-Team All-WAC
NABC All-District First Team

2002 | Michael Harris

College Insider Freshman All-America
WAC Freshman of the Year

2002 | Omar Mance

CoSIDA Academic All-District VI
First-Team

2003 | Yamar Diene

WAC All-Defensive Team

2003 | Omar Mance

Semifinalist, National Student-Athlete
of the Year
CoSIDA Academic All-District VI
First-Team

2004 | Michael Harris

First-Team All-NABC District 9
First-Team USBWA All-District VII

2004 | Jason McKrieth

Second-Team All-NABC District 9
First-Team USBWA All-District VII

2005 | Michael Harris

First-Team All-NABC District 9
First-Team USBWA All-District VII
WAC All-Tournament Team

2006 | Morris Almond

Second-Team All-NABC District 9
First-Team USBWA All-District VII

2007 | Morris Almond

C-USA All-Tournament Team
AP All-America Honorable Mention
First-Team All-NABC District 9
First-Team USBWA All-District VII

2008 | Paulius Packevicius

First-Team ESPN the Magazine/
CoSIDA Academic All-District VI

2009 | Aleks Perka

C-USA Scholar Athlete of the Year

2010 | Arsalan Kazemi

Conference USA All-Freshman Team

2010 | Lucas Kuipers

C-USA Scholar Athlete of the Year

The Billy Wohn Award

The Billy Wohn Award is presented annually to the Rice player who best exemplifies the qualities of the honor's namesake in basketball ability, scholarship and leadership. Wohn was a guard on the 1952-53 basketball team who died in a plane accident in August, 1953, while on active duty in the Naval ROTC. The recipient is determined by a vote of current players.

During the 1955-56 school year, the award was donated by nine former Rice students who were close friends of Wohn — Ben Brewer, J. Fred Duckett, Garland Fielder, Harvey Gilliam, Steve Muller, Kenneth Paul, Jay Wedler, James Whitson and George Wilson, Jr.

Below are the yearly recipients of the Billy Wohn Award.

1956	Joe Durrenberger
1957	Fred Woods
1958	Temple Tucker
1959	Tom Robitaille
1960	David Craig

1961	Steve Smith
1962	Jim Fox
1963	Kendall Rhine
1964	Kendall Rhine
1965	Larry Tiner
1966	Guy Lease
1967	Bill Doty
1968	Larry Miller
1969	Greg Williams
1970	Steve Wendel
1971	Gary Reist
1972	Leroy Marion
1973	Randy Reynolds
1974	Scott Fisher
1975	Tim Moriarty
1976	no award
1977	no award
1978	Alan Reynolds
1979	Elbert Darden
1980	Ricky Pierce
1981	Ricky Pierce
1982	Ricky Pierce
1983	Renaldo O'Neal
1984	Tyrone Washington
1985	Tony Barnett
1986	Greg Hines

1987	Greg Hines
1988	David Willie
1989	Andy Gilchrist
1990	D'Wayne Tanner
1991	Brent Scott
1992	Brent Scott
1993	Brent Scott
	Marvin Moore
1994	Torrey Andrews
1995	Adam Peakes
1996	Tommy McGhee
1997	Shaun Igo
1998	Jarvis Kelley Sanni
1999	Robert Johnson
2000	Mike Wilks
2001	Mike Wilks
2002	Omar-Seli Mance
2003	Omar-Seli Mance
2004	Michael Harris
2005	Michael Harris
2006	Morris Almond
2007	Morris Almond
2008	no award
2009	Rodney Foster
2010	Arsalan Kazemi

The Bob Quin Award

One of Rice's highest honors, the Bob Quin Award, is given annually to Rice University's most outstanding all-around senior male athlete. It is given in memory of Bob Quin, a well respected Rice student-athlete who passed away during a trip across the Atlantic Ocean in 1930. A group of Quin's friends felt that there would be no more suitable memorial to him than to establish an award at Rice to be given each year to the male senior student-athlete who most exemplifies distinction in athletics, academics and leadership.

Since the Bob Quin Award was first presented, 12 Rice basketball student-athletes have been bestowed with the award. Below is a list of basketball players to be honored.

To the right is a list of basketball student-athletes to receive the Bob Quin Award.

1936	Harry Witt
1942	Chester Palmer
1944	Clarence R. Darling, Jr.
1945	William "Bill" Henry
1951	Charles L. Tighe
1975	Danny Carroll
1979	Elbert Darden
1982	Bobby Tudor
1992	Todd Schoettelkotte
1995	Adam Peakes
2001	Mike Wilks
2003	Omar-Seli Mance (co-honoree)

A

Alexander, J.C.	1933, 34
Almond, Morris	2004, 05, 06, 07
Andrews, Torrey	1991, 92, 93, 94
Armstrong, T.J.	1996, 97, 98, 99
Austin, Kenny	1980, 81, 82

B

Bailey, Billy	1951, 52
Bailey, Jonathan	2007
Ball, Dale	1957, 58, 59
Banner, Howard	1930
Barnett, Tony	1983, 84, 85
Baskind, Matt	1994
Beasley, Bryan	2008, 09, 10
Beasley, Pierre	2008
Beavers, James	1952, 53, 54
Bell, Hakim	1993
Belton, Charles	2007
Bennett, Donald	1980, 81, 82, 83
Beshara, Brian	1997
Bobbitt, Ralph	1946
Bolte, P.J.	2009
Bougaieff, Alex	1997, 98, 99, 2000
Braimoh, Suleiman	2008, 09, 10
Brashear, Bobby	1954, 55

Bridges, Jason	2004, 05, 06
Britton, Patrick	2005, 06, 07, 08
Bryan, Oree	1953
Brooks, Steve	1984
Brummett, Tom	1933, 34
Burkholder, Brett	1979
Burns, Brian	1979, 80
Burris, Roland	1960

C

Campbell, Max	1937, 38
Campbell, Sam	1991, 92, 93
Carroll, Danny	1973, 74, 75
Carswell, Frank	1939, 40, 41
Carter, Billy	1968
Cashaw, Terrence	1983, 84, 85, 86
Chancellor, Walt	2004, 05
Chandler, William	1938
Childs, Leonard	1951, 52
Christian, Jay	2000
Christensen, Charles	1954
Clark, John	1946
Closs, Bill Tom	1941, 42, 43
Coffelt, Zac	2009
Coles, Johnny	1968
Collins, Shawn	2002, 03

Comalander, Jerry	1960
Cook, David	1943, 47, 48, 49
Cooper, Erik	1999, 2000, 01
Cooper, Mike	1986, 87
Cordill, Ollie	1938
Coterill, David	1955
Craddock, Levi	1938, 39, 40
Craig, David	1959, 60
Craig, Kevin	2000, 01
Cramer, Richard	1963
Cravens, Jesse	1994, 95
Crawford, Bobby	1997, 98
Crawford, Jeff	1985, 86
^Croucher, Willie	1943-48
Culver, Arthur	2004, 05, 06
^Cummins, William	1943-47
Cunningham, Mike	1983, 84
Cunningham, Wayne	1976, 77

D

Daniels, Carl	1985, 86, 87, 88
Daniels, Charles	1974, 75
Daniels, Joe	1979
Darden, Elbert	1976, 77, 78, 79
Darling, Clarence	1943, 44
DeCello, Anthony	1978, 79, 80

Deutsch, Seth	1995
Dickens, Bert	1952
Diene, Yamar	2001, 02, 03, 04
Dixon, Virgil	1933
Doty, Bill	1956, 57, 58
Durrenberger, Joe	1954, 55, 56

E

Eaton, Jr., R.T.	1934, 35, 36
Edomwonyi, Egheosa	2010
Ekeroth, Doug	1976, 77
Emshoff, Steve	1971, 72, 73
Etchison, Eric	1984
Eubanks, Dajuan	1991
Evans, Brandon	2000, 01, 02, 03
Eversley, Chris	2010

F

Fields, Glenn	1955, 56
Fischer, Dean	1973
Fisher, Scott	1972, 73, 74
Fichtinger, Paul	1976, 77
^Foley, Robert	1944-49
Forrest, Bobby	1977
Foster, Rodney	2006, 07, 08, 09
Fox, Jim	1960, 61, 62

Frizzelle, Connor	2009, 10
Fulfer, Standlee	1953
Fuller, Kevin	1987

G

Galloway, Steve	1961
Gaudet, Perry	1973
Gentry, Chuck	1987
Gerhardt, Jim	1949, 50, 51
Ghoram, Lawrence	2007, 08, 09, 10
Gilchrist, Andy	1986, 87, 88, 89
Gillespie, Brock	2002, 03, 04, 05
Girardi, Mike	1986, 87, 88
Glaze, Robert	1992, 93, 94, 95
Gomez, Placido	1939, 40, 41, 42
Graham, Kaarem	1999
Grawunder, Ralph	1950, 51, 52
Green, J.R.	1938
Greenlaw, Richard	1967
Greer, Don	1939
Griffin, Gary	1957, 58, 59

H

Hagan, Chris	2007
Hagen, Matt	2006, 07
Hall, Walter	1946

Hall, Wiley	1965, 66
Halloran, Darrell	1969
Hand, Fred	1968
Handy, Dana	1989, 90, 91, 92
Harris, Michael	2002, 03, 04, 05
Harrison, Henry Earl II (J.R.)	2003, 04, 05, 06
Hart, Fritz	1930
Hart, Ray	1930
Henry, Bill	1943, 44, 45
Herbert, Charles	1946
Herndon, Emerson	2009, 10
Hess, Jake	1930
Higgins, Bob	1957, 58, 59
Hill, King	1956, 57
Hill, Robert	1963
Hilton, Ray	1944
Hines, Greg	1984, 85, 86, 87
Holland, A.J.	2010
Holmes, David	1992, 93
Holmes, Richard	1986, 87, 88, 89
Howard, Bill	1968
Hubble, Robert	1978
Hubenak, Jimmy	1967, 68, 69
Hudgens, Tom	1948
Hudson, Robbie	2000, 01
Hyman, Max	1937, 38, 39

I

Igo, Shaun	1994, 95, 96, 97
Inselman, Michael	1966, 67
Irving, Michael	1985, 86, 87, 88
Ivey, Marty	1965, 66, 67

J

Jackson, Frank	1975, 76, 77, 78
Jackson, Tamir	2010
Johnson, Harold	1933, 34, 35
Johnson, Dale	1972
Johnson, Greg	1989, 90, 91, 92
Johnson, Robert	1996, 97, 98, 99
Johnson, Teddy	1981, 82, 83, 84
Journeay, Harry	1933, 34, 35

K

Kabbes, John	1972, 73, 74
Kazemi, Arsalan	2010
Keillers, Carroll	1965
Keitel, Mark	1974
Kelly, Floyd	1934, 35, 36
Kelley Sanni, Jarvis	1997, 98
Killings, Greg	2004, 05, 06, 07
Kinney, Bob	1940, 41, 42
Kinzy, Milford	1939

Kisker, Dave	1974
Klindworth, Clifford	1936, 37, 38
Koch, Melton	1933
Kollik, Christian	2001, 02, 03, 04
Kuipers, Lucas	2009, 10

L

Laidlaw, Howard	1954
Lambert, Harold	1941, 42, 43
Lance, Don	1952, 53, 54
Lane, Madison	1976, 77
Leamon, Joe	1946
Lease, Guy	1965, 66
Lodge, Harris	1935, 36, 37
Louwerse, Dave	1975, 76, 77, 78
Lumpkin, Jody	1997

M

Maag, Chase	1991
Mance, Omar-Seli	2001, 02, 03
Marion, Leroy	1971, 72
Maroney, Mike	1960, 61, 62
Matthews, John	1997, 98, 99
Matthiasson, Magnus	1986
Mboya, George	1995
McCage, Larry	1979

McCain, Travis	1965, 66
McCarble, George	1930
McCullough, J.L.	1933
McDermott, Joe	1949, 50, 51
McDonald, John	1941, 42, 43, 47
McGhee, Tommy	1993, 94, 95, 96
McGuire, Dan	1970, 71, 72
McGuire, Gary	1984
McKendrick, Doug	1965, 66
McKenzie, J.B.	1944
McKenzie, T.J.	2000, 01
McKrieth, Jason	2002, 03, 04, 05
McIlvain, Jay	1957, 58, 59
McQueary, Roger	1960, 61
Melady, Ted	1970, 71
Mendenhall, M.J.	1945
Metzler, Albert	1933, 34, 35
Meyers, Pete	1974, 75, 76
Michael, Chad	1996, 97
Michaelis, Derek	1998, 99
Miller, Alan	1976, 77, 78, 79
Miller, Andy	1976, 77, 78
Miller, Larry	1966, 67, 68
Miller, Tom	1983, 84, 85
Mlachnik, Dave	1988, 89
Molina, Tommy	1968
Moore, Charlie	1934

Moore, Jamaal	2003, 04, 05
Moore, Marvin	1990, 91, 92, 93
Morgan, Ferron	2000, 01
Moriarty, Tim	1973, 74, 75
Mott, John B.	1978, 79, 80
Mott, John G.	1971, 72, 73
Myer, Tom	1969, 70, 71
Myers, Archie	1995

N

Nalley, Doug	1975
Nanney, Kevin	1995, 96
Naples, Jim	1969, 70
Nelson, Chuck	1969, 70, 71
Nickolls, Ed	1975
Noonan, Grover	1944, 45, 46, 47
Norman, Harry	1930
Norton, Stancil	1941, 42

O

Okrzesik, Jason	2004, 05
Oliver, Scott	1994, 95, 96
Olson, Peter	1982
O'Neal, Renaldo	1982, 83
Orr, Willis	1935, 36
Owen, Wade	1936

P

Packevicius, Paulius	2005, 06, 07, 08
Pahmeier, Norman	1953, 54
Palmer, Chester	1940, 41, 42
Park, Richard	1960, 61
Peakes, Adam	1992, 93, 94, 95
Pepper, Fred	1940, 41
Perka, Aleks	2006, 07, 08, 09
Pettit, Ivan	1983, 84, 85, 86
Pflieger, Cory	2006, 07, 09
Phillips, Larry	1962, 63, 64
Pierce, Ricky	1980, 81, 82
Pirri, Stuart	2010
Polk, Carlton	1930
Polk, J.J.	1995, 96, 97
Preston, W.A.	1957, 58, 59
Price, Greg	1989, 90

R

Rabbitt, Kevin	1993, 94, 95
Reist, Gary	1969, 70, 71
Reynolds, Alan	1975, 76, 78
Reynolds, Randy	1972, 73
Rhine, Kendall	1962, 63, 64
Rieke, Glen	1979, 80, 81, 82
Roach, Thomas	1944, 45

Robertson, Ronald	1986, 87, 88
Robicheaux, Monte	1953, 54, 55
Robinson, Adam	2000, 01
Robinson, Nick	2000, 01
Robitaille, Tom	1958, 59
Rodriguez, Barry	1963, 64
Rogers, Ernie	1977
Rourke, Kenneth	1989, 90, 91, 92
Ruffcom, Kevin	1987, 88, 89, 90
Rule, Bob	1967, 68, 69

S

Saunders, Scott	2008
Saus, Chuck	1974, 75
Scharlack, Donald	1946
Schmidt, Bert	1971, 72, 73
Schoettelkotte, Todd	1993, 94
Schomers, Peter	1984
Schwarze, Nate	2009, 10
Schwinger, Gene	1952, 53, 54
Scott, Brent	1990, 91, 92, 93
Scott, Chip	1988, 89, 90, 91
Seale, wesley	1936, 37, 38
Selman, Bert	1939, 40, 41
Senske, Pat	1983
Shaw, Robert	1980, 81, 82, 83

Shiple, Olle	1960, 61, 62
Shpack, Carl	1930
Siegmund, Donald	1963, 64, 65
Simmons, James	1975, 76, 78
Singletary, Eric	1994, 95, 96, 97
Skaer, Jason	1999
Small, Dean	1953, 54
Smith, Rashid	2001, 02, 03, 04
Smith, Steve	1960, 61
Snider, Norman	1933
Snyder, Don	1970, 71, 72
Spradling, Elvis	1963, 64
Stanford, Aaron	1935, 36, 37
Stanton, Trey	2009, 10
Steakley, Ike	1938, 39
Steele, Jack	1935, 36
Steele, Tracy	1983, 84, 85
Steen, Frank	1937, 38
Steinkamp, Herbert	1962, 64
Stewart, Lindsey	1980, 81, 82, 83
Stockton, Farrar	1966, 67, 68
Strickland, Will	1989, 90, 91, 92
Stringer, Josh	1997, 98
Sturr, Don	1968, 69, 70
Sullivan, Cleveland	1960
Switzer, Warren	1947, 48, 49, 50
Suman, Don	1944

Szalay, Chris	2006, 07, 08
---------------	--------------

T

Talbert, Chance	2008
Tanner, D'Wayne	1987, 88, 89, 90
Teague, Maurice	1951, 52, 53
Telligman, Terrence	1954, 55
Tendler, Marty	1969
Thomas, Evan	1930
Thomas, Frank	1977
Thomas, Gerry	1956, 57, 58
Thomas, J.D.	1944, 45, 46, 47
Thomson, Hugh	1998, 99
Tighe, Charles	1949, 50, 51
Timmerman, Terry	1969, 70, 71
Tiner, Larry	1965
Tom, Bill	1946, 47, 48
Trauber, Steve	1981
Tucker, Temple	1956, 57, 58
Tudor, Bobby	1979, 80, 81, 82
Tunnell, Jeff	1974
Tyndell, Shawn	1998, 99, 2000, 01
Tynes, Lee	1937
Tynes, Scott	1990, 91, 92, 93, 94

V

^Vahdiek, Paul	1945-49
Vala, Tim	1977

W

Walker, Harim	1947, 48
Walters, Harmon	1946, 47
Walton, Michael	2000, 02, 03
Washington, Tyrone	1981, 82, 83, 84
Wehr, R.W.	1945
Wendel, Steve	1968, 69, 70
Werhle, Mark	1971, 72, 73
White, J.D.	1950, 51
Whitson, Dwight	1974
Wilks, Mike	1998, 99, 2000, 01
Williams, Greg	1967, 68, 69
Williams, Lorenzo	2004, 05, 06, 07
Willie, David	1988, 89, 90
Wilson, Chadd	2009
Wilson, Willis	1979, 80, 81, 82
Witt, Harry	1934, 35, 36
Witten, John	1982, 83, 84, 85
Wohn, Billy	1953
Wolf, Peter	1930
Womack, John	1962
Woods, Fred	1955, 56, 57

Y

Youngkin, Glenn 1986, 87, 88, 89
Youngling, Randy 1972, 73

Z

Zander, Whitlock 1940, 41, 42
Zuber, David 1930

^Listed as a letter winner both during and after World War II. Playing time designated from first to last season played at Rice.

Rice Jersey Numbers

0

Omar-Seli Mance, G

00

Donald Bennett, F; Steve Brooks, C; Dajuan Eubanks, C

1

Brock Gillespie, G; Chris Hagan, G; Nate Schwarze

2

Walt Chancellor, G

3

T.J. Armstrong, G; Shawn Collins, G; Dana Hardy, G; Adam Robinson, G; Chris Szalay, G (2005-07); Tamir Jackson, G

4

David Holmes, G; Dale Johnson, G (H, 1971); Magnus Matthiasson, C Tyrone Washington, G; Greg Price, F (1990-91); JJ Polk, G (1995-97); Brandon Evans, C; Matt Hagen, C; Connor Frizzelle, G

5

Dale Johnson, G (A, 1971); Tony DeCello, G; Kevin Fuller, G; Eric Singletary, G; Shawn Tyndell, G (1998); T.J. McKenzie, C; Lorenzo Williams, G; Jasen Williams, G; Emerson Herndon, F

10

Warren Schick, F (H); Marty Ivey, F (H, 1965-66); Billy Carter, G (H); Johnny Coles, F (H, 1969); Don Snyder, G-F (h, 1971; 1972); Darryl Hughes, G; Mark Keitel, G; Madison Lane, G; Ivan Petitt, G; Chad Michael, G; Robbie Hudson, G; Arthur Culver, G

11

Warren Schick, F (A); Marty Ivey, F (A, 1965-66); Billy Carter, G (A); Johnny Coles, F (A, 1969); Don Snyder, G (A, 1971); Dale Johnson, G (1972); David Welsh, G; James Simmons, G; Marvin Moore, G; Michael Walton, G; Suleiman Braimoh, F

12

Herb Steinkamp, G (H, 1963-64); Guy Lease, G (H); Rick Greenlaw, F (H, 1967); Fred Hand, F (H); Jim Naples, F; (H); Perry Gaudet, G-F (H, 1971); Peter Olson, G; Michael Irving, G; John Matthews, G; Christian Kollik, F; Bryan Beasley, G

13

Herb Steinkamp, G (away, 1963-64); Guy Lease, G (A); Rick Greenlaw, F-C (A, 1967); Fred Hand, F (A); Jim Naples, F (A); Perry Gaudet, G-F (A, 1971; 1972-73); Chuck Saus, G (1973); Bart Harrison, F-C (1974); Doug Nalley, F (1976); Sam Campbell, G; Eric Mboya, F; Bobby Crawford, G; Paulius Packevicius, F; Chadd Wilson, G; Pirri, Stuart, F

14

Kendall Rhine, C (h, 1963-64); Bill Doty, C (H 1965-66); Greg Williams, G (H); Dan McGuire, G (H, 1970-71; 1972); Chuck Saus, G (1974-76); George Taylor, G; Willis Wilson, G; Tony Winfrey, G; David Willie, G-F; J.J. Polk (1994), G; Pierre Beasley, G; Arsalan Kazemi, F

15

Kendall Rhine, C (away, 1963-64); Bill Doty, C-F (A 1965-66); Greg Williams, G (A); Dan McGuire, G (A, 1970-71); Randy Reynolds, G (1973); Pete Meyers, G; Doug Nalley, F (1975); Mike Cooper, G; Greg Johnson, G; Jay Christian, F; Rashid Smith (2001-02), G; Jonathan Bailey, G; Trey Stanton, C

20

E. Jay McIlvain, G (1958-59); Roland Burris, F; Donnie Longcope, G (h, 1961-62); Bob Hill, F (H 1963-64); Larry Winn, F (H); Farrar Stockton, G (H, 1966-1967); Don Sturr, F (H, 1968); Terry Timmerman, G (H); Randy Youngling, F-C; Frank Jackson, F; Lindsey Stewart, G; Greg Hines, G; Dave Mlachnick, G; Bart Stepp, G; Tommy McGhee, G; Keenan Holmes, G; Alex Spotts, G; Jason Okrzesik, G; Lucas Kuipers, F

- 21** Temple Tucker, C; Steve Smith, C; Donnie Longcope, G (A, 1961-62); Bob Hill, F (A, 1963-64); Larry Winn, F (A); Farrar Stockton, G (H, 1966-1967); Don Sturr, F (A, 1968); Terry Timmerman, G (A); Chuck Gentry, C; Torrey Andrews, F; Archie Myers, G; Hugh Thompson, C; Rodney Foster, G; Chris Eversley, G
- 22** Bobby Brashear, G; Dale Ball, G; Ernie Mills, G; Larry Phillips, F (H); Bill Doty, (H, 1967); Rick Greenlaw, F (H, 1965-66); Farrar Stockton, G (H, 1968); Leroy Marion, F (h, 1970-71; 1972); Willie Hamilton, F-G; Jeff Tunnell, G; Wayne Cunningham, G-F; Bobby Tudor, G; Tracy Steele, G; D'Wayne Tanner, G; Matt Baskind, G; Brian Beshara, F; Shawn Tyndell, G (1999-2002); Morris Almond, G; A.J. Holland, G.
- 23** Fred Woods, F; W.A. Preston, F; Olle Shipley, C; Larry Phillips, F (A); Bill Doty, (A, 1967); Rick Greenlaw, F-C (A, 1965-66); Farrar Stockton, G (A, 1968); Leroy Marion, F (A, 1970-71); Teddy Johnson, G; Glenn Youngkin, F; Scott Tynes, F; Joshua Stringer, G; Chris Szalay, G (2007-08); Zac Coffelt; Egheosa Edomwonyi, F
- 24** Monte Robicheaux, G; Gerry Thomas, G; David Craig, F; Barry Rodrigue, G (H); Mike Inselmann, G (H); John Gowdy, G (H); Don Sturr, F (H, 1969- 70); Dean Fisher, F (h, 1971; 1972-73); Jim Peacock, F; Tim Vala, F-C; Duane Berry, G; Steve Trauber, G; Mike Cunningham, F; Robert Foye, G; Mike Girardi, G; Willie Strickland, G-F; Robert Johnson, G-F; Jamal Moore, G

- 25** Joe Durrenberger, F; Tom Robitaille, C; Mike Maroney, C; Barry Rodrigue, G (A); Mike Inselmann, G (A); John Gowdy, G (A); Don Sturr, F (A, 1969-1970); Dean Fisher, F (A, 1971); Bill Sparker, F; Danny Carroll, F (1975); Elbert Darden, G-F; Ricky Pierce, F; Richard Holmes, F; Kevin Rabbitt, G; Kevin Craig, F
- 26** Glenn Fields, F
- 27** Bob Higgins, G (1956-57)
- 28** W.A. Preston, F
- 29** Dave Coterill, G; E. Jay McIlvain, G (1956-57)
- 30** Dave Baggett, F; Steve Galloway, G; Roger McQueary, F; Jerry Woodfill, G (H); Leonard White, G (H); Johnny Coles, G (H, 1967-68); Darrell Halloran, G (H); Randy Reynolds, G (H, 1971; 1972); Tim Moriarty, F; Darrah Smith, G; Brian Burns, G; Tony Barnett, F; Chip Scott, C; Ali Bell, F; Christian Lockwood, F; Charles Belton, G
- 31** Billy Arhos, G; Gene Prater, F; James Davis, G; Jerry Woodfill, G (A); Leonard White, G (H); Johnny Coles, G (A, 1967-68); Darrell Halloran, G (A); Randy Reynolds, G (A, 1971); Glen Rieke, C; Pat Senske, G; Peter Schrs, F; Greg Price, C-F (1989); Chase Maag, G; Bobby Crawford, G; Nick Robison, G; Greg Killings, C

- 32** Norman Pahmeier, F; Tinker Wilson, F; Dick Park, F; Bob Hill, F (H, 1961-62); Dick Cramer, G (H); Larry Miller, G (H); Tom Myer, F (H); Hary Huggins, G; John Brockenbrough Mott, G; Tom Miller, G; Ronald Robertson, G; Brent Scott, C; Jesse Cravins, F; Ferron Morgan, C; Rashid Smith, G (2003-04); Cory Pflieger, G
- 33** Terry Telligman, C; King Hill, F; Max Bedenbaugh, G; Jim Fox, G; Bob Hill, F (A, 1961-62); Dick Cramer, G (A); Larry Miller, G (A); Tom Myer, F-G (A); Scott Fisher, G; Alan Reynolds, G; Andy Gilchrist, G; Adam Peakes, G; Jody Lumpkin, F; Erik Cooper, F; Michael Harris, F; Lawrence "Cliff" Ghoram, F
- 34** Gary Griffin, F; Buster Sullivan, F; Jim Fox, G (H); Frank Pickens, G (H); Wiley Hall, G (H); Wiley Hall, G (H); Bill Howard, G (H); Gary Reist, G (H); Kim Kaufman, G; Charles Daniels, G; Bobby Forrest, F; Doug Ekeroth, C (1979); Kenny Austin, C; Gary McGuire, F; Kenneth Rourke, F; Shawn Igo, F; Mike Wilks, G; Jason McKrieth, F; Scott Saunders, C; P.J. Bolte, F
- 35** Nicky Nichols, G; Bob Higgins, G (1958-59); Jerry Comalander, G (1959-60); Jim Fox, G (A); Frank Pickens, G (A); Wiley Hall, G (A); Bill Howard, G (A); Gary Reist, G (A); Dave Kisker, C; Dave Louwerse, F; Jason Bridges, F;
- 40** Larry Tiner, G (H); Danny Dossett, F (H); Marty Ivey, F (H, 1967); Steve Wendel, C (H); Ted Melady, F (H); Bert Schmidt, G (1973); Howard Laidlaw, F; Doug Ekeroth (1976-78), C; Rinaldo O'Neal, G; Jarvis (Kelley) Sanni, G; Mike Kinsella, C

- 41** Larry Tiner, G (A); Danny Dossett, F (A); Marty Ivey, F (A, 1967); Steve Wendel, C (A); Ted Melady, F (A); Patrick Britton, F
- 42** Jerry Comalander, G (1958-59); George Gordon, G; Buster Sullivan, G (H); Don Siegmund, F (H); Mike Frizzell, F (H); Chuck Nelson, F (H); Steve Lukingbeal, F; Allen Miller, G; Carl Daniels, F; Scott Oliver, C; Derek Michaelis, F; Yamar Diene, F; Chance Talbert, F
- 43** Buster Sullivan, G (A); Don Siegmund, F-C (A); Mike Frizzell, F (A); Chuck Nelson, F (H); Frank Thomas, G-F; Robert Shaw, C; Eric Etchison, F; Jason Skaer, F; Aleks Perka, F
- 44** Mike Maroney, C (H); Carroll Keilers, C (H); Bob Rule, G (H); Mark Wehrle, C-F (h, 1971; 1972, 1973); Dwight Whitson, F (1975); Andy Miller, F; Joe Daniels, G; John Witten, G; Robert Glaze, F-C; Alex Bougaieff, C;
- 45** Mike Maroney, C (A); Carroll Keilers, C (A); Bob Rule, G (A); Mark Wehrle, C-F (away, 1971); Danny Carroll, F (1973-74); Paul Fichtinger, C; Dave Ramer, C; Todd Schoettelkoette, F;
- 50** Olle Shipley, F (H); Elvis Spradling, F (H); Denny Beck, G (H); Tommy Molina, F (H); Marty Tendler, F (H); Bert Schmidt, F (h, 1971); John Kabbes, F; Ed Nickols, C; Robert Hubble,(1978) C; Brett Burkholder, C; Jeff Crawford, G; Kevin Ruffcorn, C

- 51** Olle Shipley, F (A); Elvis Spradling, F (A); Denny Beck, G (H); Tommy Molina, F (A); Marty Tendler, F (A); Bert Schmidt, F (A, 1971)
- 52** Johnny Womack, F (H); Doug McKendrick, F (H); Jim Hubenak, C (H); John Gerard Mott, F (H, 1971; 1972-73); Dwight Whitson, F (1974); Bart Harrison, F (1975); Terrence Cashaw, F; Kevin Nanney, F
- 53** Johnny Womack, F (A); Doug McKendrick, F (A); Jim Hubenak, C (A); John Mott, F (A, 1971)
- 54** Orville Welch, F (H, 1963); Tim Barker, F (H); Travis McCain, F (H); Steve Emshoff, C (H) 1971); Robert Hubble, (1979) C
- 55** Orville Welch, F (A, 1963); Tim Barker, F (A); Travis McCain, F (A); Steve Emshoff, C (A, 1971; 1972-73); Larry McCage, C; Seth Deutsch, C;
- 60** Dave McStravick, C (H); Hugh Blevins, F (H);
- 61** Dave McStravick, C-F (A); Hugh Blevins, F (A);
- 62** Bill Collard, F-C (H); Bill Doty, F (H, 1964);
- 63** Bill Collard, F-C (A); Bill Doty, F (A, 1964);
- 64** Orville Welch, G (H, 1961-62);
- 65** Orville Welch, G (A, 1961-62);

- 70** Paul Rhine, F (H)
- 71** Paul Rhine, F (A)
- 72** Herb Steinkamp, G (H, 1961-62);
- 73** Herb Steinkamp, G (A, 1961-62);

SERIES RECORDS

Opponent	G	W	L	First	Last
Abilene Christian	2	2	0	1955	1970
Air Force	4	3	1	1970	1999
Akron	1	0	1	1987	1987
Alabama	2	0	2	1947	1965
Alabama State	1	0	1	1989	1989
Albright	1	1	0	1940	1940
Alcorn State	1	1	0	1988	1988
American	1	0	1	1973	1973
Angelo State	2	2	0	1979	1980
Arizona	1	0	1	2009	2009
Arizona State	2	1	1	1969	1991
Arkansas	143	40	103	1924	2005
Arkansas-Monticello	1	1	0	1984	1984
Arkansas State	2	0	2	1965	1991
Army	1	0	1	1967	1967
Auburn	4	1	3	1955	1965
Austin College	3	3	0	1985	1990
Austin Peay	3	0	3	1985	1990
Baylor	174	90	84	1915	2001
Belmont	1	0	1	2006	2006
Birmingham-South'n	1	1	0	2000	2000
Boise State	10	6	4	1994	2005
Boston College	1	0	1	1993	1993
Bradley	3	3	0	1930	1940
Brigham Young	7	2	5	1963	2008
California	2	1	1	1974	1974
Cal Poly	1	1	0	2008	2008
UC-Santa Barbara	2	0	2	1972	1973
Cal State Fullerton	1	0	1	1976	1976
Centenary	17	7	10	1926	2001

Opponent	G	W	L	First	Last
Central Michigan	1	1	0	1995	1995
Central Missouri State	1	0	1	1937	1937
Chaminade	1	1	0	1991	1991
Cincinnati	2	1	1	1971	1973
The Citadel	2	2	0	1971	1973
Clemson	1	1	0	1960	1960
Colorado	8	4	4	1940	2002
CO School of Mines	1	1	0	1996	1996
Colorado State	8	3	5	1952	2006
Columbia	1	0	1	1950	1950
Concordia Lutheran	1	1	0	1983	1983
Connecticut	2	0	2	2004	2005
Cornell	1	1	0	1980	1980
Creighton	2	0	2	1947	1961
Dallas	1	1	0	2004	2004
Daniel Baker	2	2	0	1917	1917
Dartmouth	2	2	0	1982	1995
Davidson	2	0	2	1967	1985
Dayton	4	1	3	1967	1994
Delaware	1	0	1	1992	1992
DePaul	2	0	2	1931	1946
Detroit	2	0	2	1988	1990
Doane	1	1	0	1978	1978
Drake	4	1	3	1936	1967
Duke	1	0	1	1976	1976
Duquesne	7	2	5	1936	2008
East Carolina	9	5	4	2006	2010
East Central Okla	1	1	0	1942	1942
Eastern Illinois	1	1	0	2007	2007
Eastern New Mexico	1	1	0	1989	1989

Opponent	G	W	L	First	Last
Evansville	1	1	0	1997	1997
Fairfield (Conn.)	3	2	1	1980	1993
Florida	3	1	2	1960	1962
Florida State	7	2	5	1961	1997
Fordham	3	2	1	1941	1993
Fresno State	17	6	11	1997	2005
Furman	2	1	1	1966	2009
George Washington	1	1	0	1972	1972
Georgetown	3	0	3	1987	1990
Georgia Tech	14	5	9	1947	1973
Gonzaga	1	0	1	2007	2007
Grambling State	3	3	0	1991	2005
Harvard	2	1	1	2008	2009
Hawaii	20	6	14	1972	2005
Holy Cross	3	2	1	1984	1998
Houston	71	14	57	1972	2010
Houston Baptist	5	5	0	1973	2009
Idaho State	2	2	1	1966	2004
Illinois	3	0	3	1954	1975
Illinois Wesleyan	1	1	0	1930	1930
Indiana State	2	1	1	1988	1989
Iona	1	1	0	1967	1967
Iowa	1	0	1	1997	1997
Iowa State	2	0	2	1985	1998
IUPUI	1	0	1	2005	2005
Jackson State	1	1	0	1985	1985
Johns Hopkins	1	1	0	1982	1982
Kansas	13	3	10	1940	1997
Kent	2	1	1	1994	1995
Lamar	25	16	9	1954	2009

Opponent	G	W	L	First	Last	Opponent	G	W	L	First	Last	Opponent	G	W	L	First	Last	Opponent	G	W	L	First	Last
LaSalle	3	2	1	1940	1981	Mount St. Mary's (Md.)	1	0	1	1997	1997	Palm Beach Atlantic	1	1	0	2005	2005	Santa Fe	1	1	0	1931	1931
Long Island	3	0	3	1936	1948	Murray State	3	1	2	1992	2005	Paul Quinn College	1	1	0	2007	2007	Seton Hall	2	1	1	1968	1984
Louisiana-Lafayette	10	6	4	1945	2005	Navy	8	6	2	1996	2004	Pennsylvania	2	1	1	1997	1997	Siena	2	1	1	2001	2001
Louisiana-Monroe	2	0	2	1974	2007	Nevada	16	6	10	1988	2005	Pepperdine	3	1	2	1945	1981	South Alabama	2	1	1	1975	2009
Louisiana College	3	3	0	1986	2002	Nevada-Las Vegas	3	1	2	1997	1999	Phillips	3	2	1	1941	1943	South Florida	1	0	1	1997	1997
Louisiana State	38	23	15	1916	2009	New Hampshire	1	1	0	1989	1989	Pittsburg State (Kan.)	1	0	1	1942	1942	Southeastern La	3	2	1	1984	1986
Louisiana Tech	12	5	7	1974	2005	New Mexico	5	1	4	1958	1999	Portland	2	1	1	1999	1999	Southern (La.)	7	6	1	1987	1998
Loyola (Ill.)	1	1	0	1939	1939	New Mexico Highlands	1	1	0	2005	2005	Portland State	2	1	1	2000	2008	Southern California	7	2	5	1936	1979
Loyola (La.)	3	3	0	1946	1999	New Mexico State	3	1	2	1957	1970	Prairie View A&M	6	6	0	1984	2006	SMU	190	74	116	1918	2010
Maine	1	1	0	1988	1988	Niagara	3	1	2	1949	1979	Princeton	3	1	2	1996	2007	Southern Miss	8	4	4	1975	2010
Marquette	4	1	3	1946	2005	Nicholls State	1	0	1	1997	1997	Purdue	1	0	1	1939	1939	Southwestern (Kan.)	3	3	0	1942	1986
Marshall	6	2	4	2006	2010	North Carolina	3	0	3	1969	1971	Richmond	3	0	3	1986	2009	Southwestern (Texas)	12	12	0	1915	1982
Mary Hardin-Baylor	1	1	0	1985	1985	NC-Greensboro	1	1	0	1976	1976	Rochester	1	0	1	1968	1968	Southwestern Okla	1	0	1	1943	1943
McNeese State	2	1	1	1975	2009	North Carolina State	3	1	2	1968	1981	Rockhurst University	2	2	0	1999	2005	Stanford	8	0	8	1942	2004
Memphis	7	0	7	1966	2010	North Florida	1	1	0	2008	2008	Rutgers	1	0	1	1965	1965	Stephen F.Austin	17	8	9	1933	2001
Miami (Ohio)	1	0	1	1967	1967	North Texas	9	2	7	1937	2009	Sacramento State	1	1	0	2009	2009	Stetson	1	1	0	1997	1997
Michigan	2	0	2	1991	1992	Northeastern Okla	1	1	0	1937	1937	Saint Louis	2	0	2	1947	1948	Sul Ross State	1	1	0	1986	1986
Michigan State	1	0	1	1991	1991	Northern Colorado	2	2	0	1969	1976	St. Bonaventure	3	2	1	1993	1996	Syracuse	1	0	1	2005	2005
Middle Tennessee St	3	1	2	2000	2005	Northern Illinois	2	1	1	1988	1990	St. Edward's	1	1	0	2002	2002	Tarleton State	3	3	0	1973	1985
Midwestern State	1	0	1	1920	1920	Northwestern	4	1	3	1950	2000	St. Francis (Pa.)	1	1	0	1969	1969	Temple (Pa.)	1	0	1	1948	1948
Minnesota	2	1	1	1956	1993	Northwestern State	5	5	0	1969	1999	St. John's (N.Y.)	3	1	2	1943	1957	Tennessee	4	3	1	1951	1963
Mississippi	3	2	1	1983	1993	Notre Dame	3	1	2	1978	1985	St. Mary's (Calif.)	1	2	0	1998	2004	UT-Chattanooga	1	0	1	1983	1983
Mississippi State	3	0	3	1960	1988	Oklahoma	10	2	8	1935	2008	St. Mary's (Texas)	7	7	0	1940	1983	Texas	189	58	131	1915	2009
Missouri	7	0	7	1946	1975	Oklahoma City	3	2	1	1957	1964	Sam Houston State	45	35	10	1922	1994	Texas-Arlington	4	2	2	1971	1979
Missouri-Kansas City	2	2	0	1987	1990	Oklahoma State	10	2	8	1923	1954	Samford	2	2	0	1990	1992	Texas-Pan American	11	5	6	1973	2004
Missouri-Rolla	2	2	0	1997	1998	Old Dominion	1	0	1	1971	1971	San Diego	2	1	1	1986	1987	Texas-Permian Basin	1	1	0	2007	2007
Missouri State	1	0	1	2005	2005	Oral Roberts	2	2	0	1994	1995	San Diego State	4	1	3	1973	1998	Texas-San Antonio	6	2	4	1982	2008
Mobile	1	1	0	2005	2005	Oregon	4	1	3	1956	2006	San Francisco	2	1	1	1981	1981	Texas A&M	187	81	106	1915	2008
Monmouth (N.J.)	2	1	1	1991	1993	Oregon State	2	1	1	1956	1977	San Jose State	16	10	6	1998	2005	TAMU-Commerce	7	5	2	1916	1968
Montana	4	1	3	1985	1995	Pacific	4	2	2	1977	1991	Santa Clara	2	2	0	1981	2009	TAMU-Corpus Christi	2	2	0	1971	1971

SERIES RECORDS

Opponent	G	W	L	First	Last
TAMU-International	2	2	0	1987	2010
TAMU-Kingsville	4	4	0	1968	1992
Texas Christian	174	89	85	1917	2009
Texas Lutheran	3	3	0	1975	1981
Texas Southern	3	3	0	1982	2005
Texas State	12	9	3	1920	2008
Texas Tech	91	28	63	1941	1996
Texas Wesleyan	4	3	1	1981	1991
Trinity (Texas)	12	9	3	1956	1987
Tulane	46	23	23	1916	2010
Tulsa	26	6	20	1997	2010
UAB	6	0	6	1980	2010
UALR	2	1	1	2007	2008
UCF	11	3	8	1977	2010
UCLA	2	0	2	1970	1976
UTEP	21	9	12	1997	2010
Utah	7	1	6	1963	2006
Vanderbilt	18	3	15	1951	2008
Virginia	2	0	2	1993	1994
Virginia Military	1	1	0	1972	1972
Virginia Tech	1	1	0	1962	1962
Wagner (N.Y.)	1	1	0	1980	1980
Wake Forest	2	0	2	1971	1973
Washington	2	1	1	1977	1992
Washington State	1	1	0	2004	2004
Wayland Baptist	3	3	0	1974	1978
Weber State	1	0	1	1998	1998
West Texas A&M	1	1	0	1944	1944
West Virginia	1	0	1	1997	1997
Western Carolina	1	1	0	2006	2006

Opponent	G	W	L	First	Last
Western Kentucky	1	0	1	1980	1980
Wichita State	1	1	0	1949	1949
William & Mary	2	2	0	1971	1971
Wisconsin	3	2	1	1957	1993
Wisconsin-Milwaukee	1	0	1	2004	2004
Wisconsin-Oshkosh	1	1	0	1988	1988
Wisconsin-Platteville	1	1	0	1989	1989
Wright State	2	2	0	1975	1980
Wyoming	4	1	3	1947	1999
Xavier (Ohio)	2	0	2	1977	1992
Yale	4	4	0	1970	2006

SERIES

Arizona (0-1)

N19, 2009 L 66-49 Tucson

East Carolina (5-4)

F15, 2006 W 62-54 Houston

J13, 2007 W 64-47 Greenville

F3, 2007 W 83-74 Houston

F6, 2008 L 45-64 Greenville

M5, 2008 L 68-75 ¹Katy

J31, 2009 W 76-70 Houston

F14, 2009 L 88-91 ot Greenville

J30, 2010 W 69-58 Greenville

F20, 2010 L 76-65 Houston

1 Leonard E. Merrell Center, Katy, Texas

Grambling (2-0)

D19, 1991 W 101-61 Houston

F15, 1992 W 81-49 Grambling

D6, 2005 W 113-54 Houston

Houston (14-57)

J8, 1972 L 73-101 ¹Houston

J16, 1973 L 77-96 Autry Court 12

M5, 1973 L 72-116 Hofheinz Pavilion 8

J12, 1974 L 86-95 Autry Court

M7, 1974 L 62-107

J11, 1975 L 70-91

M11, 1975 L 73-82

J10, 1976 L 59-87

F7, 1976 L 79-99

J12, 1977 L 56-106

F8, 1977 L 73-109

J21, 1978 L 74-96

F11, 1978 L 62-87

M2, 1978 L 67-108

J20, 1979 L 75-101

F10, 1979 L 72-75

J3, 1980 L 70-78

F25, 1980 L 80-92

J3, 1981 L 57-63

F24, 1981 L 55-63

J4, 1982 L 61-63

F23, 1982 L 69-75

//J26, 1983 L 40-76

F26, 1983 L 52-86

J20, 1984 L 42-72

F22, 1984 L 54-70

M10, 1984 L 50-53

J16, 1985 L 73-77

F17, 1985 L 91-96

Hofheinz Pavilion

Hofheinz Pavilion

Autry Court

Hofheinz Pavilion

Autry Court

Hofheinz Pavilion

Autry Court

Hofheinz Pavilion

Autry Court

²Hofheinz Pavilion

Autry Court

Hofheinz Pavilion

Hofheinz Pavilion

²Hofheinz Pavilion

Autry Court

Hofheinz Pavilion

Hofheinz Pavilion 18

Autry Court

Autry Court 9

Hofheinz Pavilion 2

Hofheinz Pavilion 4

Autry Court 3

³Houston 5

Autry Court

Hofheinz Pavilion

J11, 1986 W 71-68

F12, 1986 L 69-71

J10, 1987 L 36-71

F7, 1987 L 62-75

F3, 1988 L 67-84

M5, 1988 L 65-81

J4, 1989 L 75-90

F5, 1989 W 67-66

J6, 1990 L 69-84

F7, 1990 L 67-84

M9, 1990 L 81-90

J9, 1991 L 73-80 ot

F10, 1991 W 79-69

J18, 1992 L 60-74

F18, 1992 L 83-86

F2, 1993 W 65-61

M3, 1993 W 89-78 ot

F5, 1994 L 67-69

M5, 1994 L 76-78

J11, 1995 W 87-76

F8, 1995 L 67-73

J13, 1996 L 74-76

F10, 1996 L 59-63

N21, 1998 W 69-64

D7, 1999 L 71-84 ot

Hofheinz Pavilion

Autry Court

Autry Court

Hofheinz Pavilion

Hofheinz Pavilion

Autry Court

Hofheinz Pavilion

Autry Court

Autry Court

Hofheinz Pavilion

⁴Dallas

Hofheinz Pavilion

Autry Court

Autry Court

Hofheinz Pavilion

Hofheinz Pavilion

Autry Court

Autry Court

Hofheinz Pavilion

Hofheinz Pavilion

Autry Court

Autry Court

Hofheinz Pavilion

Autry Court

Hofheinz Pavilion

N21, 2000	W	65-45	Autry Court
N29, 2001	L	61-62	Hofheinz Pavilion
N27, 2002	W	71-53	Autry Court
D4, 2003	W	62-52	Hofheinz Pavilion
N30, 2004	W	74-73	Autry Court
J11, 2006	W	71-62	Autry Court
M1, 2006	L	71-74	Hofheinz Pavilion
J17, 2007	W	76-71	Autry Court
J31, 2007	L	63-70	Hofheinz Pavilion
M9, 2007	L	62-77	⁵ Memphis
J23, 2008	L	60-69	⁶ Houston
F23, 2008	L	62-71	Hofheinz Pavilion
F7, 2009	L	65-72	Hofheinz Pavilion
F28, 2009	L	51-56	Tudor Fieldhouse
J6, 2010	L	83-66	Tudor Fieldhouse
M3, 2010	L	78-70	Hofheinz Pavilion

1 The Astrodome

2 SWC Playoff

3 SWC Post-Season Classic, The Summit, Houston

4 SWC Post-Season Classic, Reunion Arena, Dallas

5 Conference USA Tournament

6 Reliant Arena, Houston

Lamar (16-9)

F16, 1954	W	69-65	Houston
D1, 1954	W	73-71	Beaumont
D7, 1954	W	91-74	Houston
D5, 1955	W	70-49	Houston
F4, 1956	W	70-48	Beaumont
D3, 1956	W	66-59	Beaumont
D1, 1960	L	53-65	Beaumont
D19, 1966	W	97-81	Houston
D11, 1971	W	67-65	Houston
D4, 1972	L	82-87	Beaumont
D8, 1973	W	79-67 ot	Houston
D20, 1982	L	49-56	Beaumont
D21, 1984	W	62-55	Houston
J30, 1988	L	70-85	Beaumont
D22, 1988	L	64-73	Houston
D22, 1999	L	40-51	Houston
D2, 2000	W	60-53	Beaumont
N20, 2001	W	91-62	Houston
D7, 2002	W	62-45	Houston
D18, 2003	W	84-78	Beaumont
D16, 2004	W	81-75	Houston
D6, 2006	W	83-71	Houston
D22, 2007	L	49-66	Beaumont
N25, 2008	L	53-61	Houston

D23, 2009	L	77-61	Beaumont
-----------	---	-------	----------

Louisiana State (23-15)

F23, 1916	L	21-29	Baton Rouge
F24, 1916	L	17-25	Baton Rouge
F26, 1921	L	23-35	Houston
J19, 1935	W	56-47	Houston
J22, 1936	W	42-37	Baton Rouge
J23, 1936	W	38-30	Baton Rouge
J7, 1938	W	45-38	Baton Rouge
J8, 1938	L	38-53	Baton Rouge
D14, 1938	W	34-32	Houston
D15, 1938	L	27-30	Houston
D18, 1939	W	56-39	Baton Rouge
D19, 1939	W	61-51	Baton Rouge
D19, 1940	W	60-48	Houston
D20, 1940	W	54-33	Houston
D12, 1941	W	54-42	Baton Rouge
D13, 1941	W	50-37	Baton Rouge
D17, 1942	W	56-26	Houston
D18, 1942	L	60-62	Houston
J4, 1947	L	35-60	Baton Rouge
D8, 1947	W	58-55	Houston
J9, 1948	L	40-43	Baton Rouge
D3, 1948	W	51-39	¹ Lake Charles

D10, 1949	L	44-49	¹ Lake Charles
D3, 1951	L	68-60	Houston
D11, 1954	W	79-72	Baton Rouge
D12, 1955	W	85-60	Houston
D10, 1956	W	87-72	Baton Rouge
D9, 1957	W	87-56	Houston
D13, 1958	W	64-56	Baton Rouge
D12, 1959	W	71-57	Houston
D10, 1960	W	67-50	Baton Rouge
D9, 1961	W	79-67	Houston
D8, 1962	L	82-90	Baton Rouge
D30, 1964	L	63-79	² Oklahoma City
D16, 1965	L	80-85	³ Houston
D30, 1966	W	88-69	⁴ Greenville
D22, 1977	L	68-97	Baton Rouge
D19, 2009	L	65-61	Baton Rouge

1 Lake Charles, La.

2 All-College Tournament, Oklahoma City, Okla.

3 Bluebonnet Classic, Autry Court

4 Poinsettia Classic, Greenville, S.C.

Mashall (2-4)

F8, 2006	W	78-75 ot	Huntington
F28, 2007	L	64-69	Huntington
J9, 2008	L	47-66	¹ Houston
M4, 2009	L	62-76	Huntington

M11, 2009 W 60-59 ²Memphis
 F24, 2010 L 77-54 Houston
1 Reliant Arena, Houston
2 Conference USA Tournament, Memphis

Memphis (0-7)

D8, 1966	L	54-63	Houston	
D4, 1967	L	56-64	Memphis	
F4, 2006	L	79-84	Houston	3
F22, 2007	L	63-99	Memphis	7
J16, 2008	L	50-77	¹ Houstoin	2
J21, 2009	L	52-80	Memphis	22
J16, 2010	L	80-68	Houston	

1 Reliant Arena, Houston

Miami (Fla.)

First Meeting during 2010-11 Season.

North Texas (2-7)

D28, 1937	L	33-43	Houston
D19, 1938	L	38-45	Denton
D12, 1939	W	72-37	Houston
D20, 1946	L	54-55	Denton
D16, 1977	L	66-80	¹ Houston
N28, 1995	W	58-56	Houston
D22, 1996	L	62-64	Denton

N18, 2006 L 69-71 Houston
 D5, 2009 L 64-62 Houston
1 Bluebonnet Classic, Hofheinz Pavilion

Oral Roberts (2-0)

J22, 1994	W	85-68	Tulsa
F22, 1995	W	83-72	Houston

St. Gregory's

First Meeting during 2010-11 Season.

Santa Clara (2-0)

D21, 1981	W	74-56	Santa Clara
D16, 2009	W	70-57	Houston

SMU (74-116)

F18, 1918	L	23-32	Houston
F19, 1918	W	35-30	Houston
F17, 1919	L	17-27	Dallas
F18, 1919	L	20-32	Dallas
F24, 1919	L	24-40	Houston
F25, 1919	L	17-29	Houston
J26, 1920	W	24-23	Dallas
F10, 1921	W	27-20	Houston
F4, 1922	L	16-20	Dallas
F13, 1922	L	19-23	Dallas

J30, 1925	L	23-30	Dallas
F7, 1925	W	31-19	Houston
F20, 1926	L	9-29	Dallas
F26, 1926	L	9-23	Houston
J22, 1927	L	15-44	Dallas
F25, 1927	L	20-39	Houston
J14, 1928	L	20-33	Houston
F25, 1928	L	26-43	Dallas
F9, 1929	L	20-26	Houston
F18, 1929	L	28-29	Dallas
J11, 1930	L	40-41	Houston
J17, 1930	L	28-34	Dallas
J10, 1931	L	28-44	Dallas
F23, 1931	L	39-59	Houston
J18, 1932	W	24-19	Dallas
F17, 1932	W	28-22	Houston
J23, 1933	W	34-33	Dallas
F28, 1933	L	24-26	Houston
J13, 1934	W	37-25	Houston
F24, 1934	L	30-36	Dallas
J15, 1935	L	19-32	Dallas
F16, 1935	W	32-30	Houston
J20, 1936	W	42-26	Dallas
F29, 1936	L	34-43	Houston
F12, 1937	L	36-38	Dallas

F27, 1937	L	32-35	Houston
F12, 1938	L	23-42	Houston
F18, 1938	L	35-50	Dallas
J20, 1939	L	31-33	Dallas
F18, 1939	W	39-36	Houston
J13, 1940	W	36-34	Dallas
J22, 1940	W	52-33	Dallas
J21, 1941	L	36-43	Dallas
F18, 1941	W	63-38	Houston
J13, 1942	W	55-35	Dallas
F14, 1942	W	65-31	Dallas
F13, 1943	W	53-33	Houston
F20, 1943	W	50-39	Dallas
J8, 1944	W	54-34	Houston
J29, 1944	W	38-27	Dallas
J12, 1945	W	70-62	Houston
F10, 1945	W	72-53	Dallas
J5, 1946	W	49-29	Houston
J11, 1946	W	55-50	Dallas
F7, 1947	L	48-88	Dallas
F28, 1947	L	74-75	Houston
F7, 1948	L	54-65	Houston
F21, 1948	L	52-54	Dallas
F7, 1949	L	46-47	Houston
F10, 1949	W	62-50	Houston

J7, 1950	L	61-63	Houston		F14, 1959	L	57-60	Houston		F8, 1972	L	65-74	Houston		F8, 1984	L	54-58	Houston	
F13, 1950	L	48-55	Dallas		F9, 1960	L	58-75	Dallas		F29, 1972	L	69-78	Dallas		J2, 1985	L	57-66	Houston	7
J16, 1951	W	75-69	Houston		F16, 1960	L	58-75	Houston		J20, 1973	L	77-79	Dallas		F3, 1985	L	52-68	Dallas	4
F24, 1951	L	46-58	Dallas		F1, 1961	L	53-65	Dallas		F13, 1973	L	68-79	Houston		J29, 1986	L	52-68	Houston	
-----	W	52-47 ot	Houston		F24, 1961	W	64-63	Houston		F2, 1974	W	72-69	Houston		M1, 1986	L	42-48	Dallas	
J5, 1952	L	53-57	Dallas		F3, 1962	W	61-53	Houston		F26, 1974	L	79-89	Dallas		J24, 1987	L	43-63	Dallas	
F19, 1952	W	72-57	Dallas		F17, 1962	L	63-68	Dallas		F1, 1975	L	67-76	Dallas		F25, 1987	L	79-95	Houston	
D30, 1952	L	62-71	'Dallas		F2, 1963	W	72-75	Houston		M8, 1975	W	84-82 2ot	Houston		J16, 1988	L	60-72	Houston	
J6, 1953	W	65-54	Houston		F16, 1963	L	79-89	Dallas		J28, 1976	L	67-85	Houston		F17, 1988	L	68-86	Dallas	
M3, 1953	L	64-68	Dallas		J11, 1964	L	72-92	Dallas		F3, 1976	L	71-91	Dallas		J19, 1989	L	57-67	Dallas	
D29, 1953	W	80-79	'Dallas		M5, 1964	W	97-90	Houston		J4, 1977	L	71-81	Dallas		F18, 1989	W	67-65	Houston	
J5, 1954	L	66-79	Dallas		J5, 1965	L	62-64	Houston		J10, 1977	L	61-72	Houston		J20, 1990	W	58-55 ot	Houston	
M2, 1954	W	90-64	Houston		F23, 1965	L	80-100	Dallas		J9, 1978	L	65-80	Dallas		F21, 1990	L	64-65	Dallas	
D29, 1954	L	63-88	'Dallas		F5, 1966	L	89-112	Dallas		J30, 1978	L	73-76	Houston		J23, 1991	L	73-77	Dallas	
J8, 1955	L	67-76	Dallas		F11, 1966	L	79-99	Houston		J8, 1979	W	78-76	Houston		F23, 1991	W	71-62	Houston	
F26, 1955	L	82-86 ot	Houston		J14, 1967	L	76-84	Dallas		J29, 1979	L	67-80	Dallas		F1, 1992	W	66-56	Houston	
D30, 1955	L	73-76 ot	'Dallas		F25, 1967	L	84-85	Houston		J22, 1980	L	83-85	Houston		M2, 1992	W	58-53 ot	Dallas	
J4, 1956	L	65-87	Dallas		J9, 1968	W	73-71	Houston		F12, 1980	L	81-82 ot	Dallas		F6, 1993	L	77-78 ot	Dallas	
F28, 1956	L	75-89	Houston	9	F27, 1968	W	76-75	Dallas		J24, 1981	W	60-59	Dallas		F27, 1993	W	90-67	Houston	
J15, 1957	L	57-59	Dallas	3	J18, 1969	L	80-101	Houston		F17, 1981	W	70-62	Houston		J11, 1994	W	71-61	Houston	
F23, 1957	L	72-75	Houston	6	M4, 1969	W	96-90	Dallas		J25, 1982	W	42-40	Houston		F13, 1994	W	65-63	Dallas	
J7, 1958	W	78-74	Houston		J24, 1970	W	77-75	Dallas		F16, 1982	W	70-48	Dallas		J14, 1995	W	85-71	Dallas	
F18, 1958	L	59-70	Dallas		F10, 1970	W	66-63	Houston		J10, 1983	L	52-57	Houston		F11, 1995	W	63-55	Houston	
D29, 1958	W	81-79	'Dallas		J26, 1971	W	78-67	Houston		F12, 1983	L	57-64	Dallas		J17, 1996	W	69-51	Houston	
F7, 1959	L	54-72	Dallas		F23, 1971	L	87-95	Dallas		J7, 1984	L	60-71	Dallas		F14, 1996	W	71-70	Dallas	

F1, 1997	W	62-58	Houston
F27, 1997	L	53-59	Dallas
J31, 1998	L	67-91	Dallas
F26, 1998	L	67-69	Houston
J28, 1999	W	84-79 ot	Houston
F27, 1999	W	66-57	Dallas
J8, 2000	L	71-80	Dallas
F7, 2000	L	50-65	Houston
J18, 2001	L	54-72	Dallas
F5, 2001	L	56-66	Houston
J17, 2002	L	49-76	Dallas
F16, 2002	L	61-63	Houston
J23, 2003	L	83-89	Houston
F22, 2003	L	63-73	Dallas
J20, 2004	W	80-40	Houston
M6, 2004	W	71-66	Dallas
D30, 2004	W	66-64 ot	Houston
M5, 2005	W	80-75 2ot	Dallas
M10, 2005	W	63-47	² Reno
J21, 2006	L	69-80 ot	Dallas
M4, 2006	W	68-66	Houston
M8, 2006	L	59-61	³ Memphis
F10, 2007	W	63-60	Dallas
F24, 2007	W	75-66	Houston
F9, 2008	L	53-68	Dallas

M8, 2008	L	58-61	⁴ Katy
J14, 2009	W	69-57	Houston
F21, 2009	L	66-69	Dallas
J20, 2010	L	73-65	Houston
F17, 2010	L	67-57	Dallas

1 SWC Preseason Tournament
2 WAC Tournament
3 Conference USA Tournament
4 Leonard E. Merrell Center, Katy, Texas

Southern Miss (4-4)

N29, 1975	L	69-87	Hattiesburg
D4, 1976	W	80-77	Houston
J25, 2006	W	67-61	Hattiesburg
F2, 2007	W	70-55	Houston
J26, 2008	L	53-71	Hattiesburg
M12, 2008	L	50-59	¹ Memphis
F11, 2009	W	88-72	Houston
F13, 2010	L	66-50	Hattiesburg

1 Conference USA Tournament

Stetson (1-0)

D29, 1997	W	75-55	Houston
-----------	---	-------	---------

Texas (59-131)

F3, 1915	L	14-28	Houston
F11, 1916	L	27-37	Austin
F21, 1916	L	16-17	Houston
J29, 1917	L	18-30	Austin
J30, 1917	W	24-18	Houston
F9, 1917	L	24-26	Houston
F10, 1917	W	27-14	Houston
F1, 1918	L	16-28	Houston
F2, 1918	L	25-32	Houston
F25, 1918	W	40-36	Austin
F26, 1918	W	31-27	Austin
J31, 1919	L	22-23	Houston
F1, 1919	L	22-38	Houston
F14, 1919	L	25-28	Austin
F15, 1919	L	11-36	Austin
F11, 1920	L	12-20	Houston
F14, 1920	W	24-13	Austin
J28, 1921	L	9-32	Austin
J29, 1921	L	13-35	Austin
F23, 1921	L	31-35	Houston
F24, 1921	W	24-22	Houston
J27, 1922	L	13-33	Houston
J28, 1922	L	12-29	Houston
F24, 1922	L	8-21	Austin

F25, 1922	L	11-36	Austin
F9, 1923	L	17-36	Austin
F10, 1923	L	17-24	Austin
F23, 1923	W	29-21	Houston
F24, 1923	W	32-26	Houston
J18, 1924	L	14-33	Houston
J19, 1924	L	22-40	Houston
F8, 1924	L	10-39	Austin
F9, 1924	L	9-32	Austin
F14, 1925	L	16-20	Houston
F24, 1925	L	13-28	Austin
J16, 1926	W	22-17	Houston
F23, 1926	L	9-27	Austin
J17, 1927	L	19-28	Austin
F2, 1927	L	24-30	Houston
J21, 1928	L	27-37	Austin
F1, 1928	L	34-36	Houston
J28, 1929	L	25-55	Austin
F26, 1929	L	32-33	Houston
J7, 1930	L	24-39	Houston
F17, 1930	L	23-31	Austin
F14, 1931	W	50-42	Houston
F25, 1931	W	23-16	Austin
J23, 1932	L	19-26	Austin
F24, 1932	W	25-22	Houston

F14, 1933	L	24-33	Houston	D28, 1945	W	55-42	¹ Oklahoma City	F21, 1956	L	82-94	Austin	F3, 1968	L	64-68	Austin
F22, 1933	L	31-59	Austin	F2, 1946	L	46-71	Austin	J11, 1957	W	76-66	Austin	F17, 1968	L	83-94	Houston
J20, 1934	L	38-40	Austin	F13, 1946	L	48-50	Houston	F16, 1957	W	79-63	Houston	F5, 1969	W	76-71	Houston
F20, 1934	W	45-34	Houston	J18, 1947	W	67-53	Houston	F4, 1958	W	102-68	Houston	F18, 1969	L	80-81	Austin
F9, 1935	W	43-35	Houston	F22, 1947	L	60-67	Austin	F28, 1958	L	78-86	Austin	J31, 1970	L	67-75	Austin
M3, 1935	W	34-28	Austin	J5, 1948	L	44-59	Houston	D26, 1958	W	62-43	² Houston	F21, 1970	W	75-67	Houston
J8, 1936	L	32-41	Austin	F16, 1948	W	54-47	Austin	J3, 1959	L	58-61	Houston	F2, 1971	L	68-84	Austin
F12, 1936	L	33-37	Houston	J15, 1949	W	45-37	Austin	M3, 1959	L	54-63	Austin	M6, 1971	L	88-94	Houston
J16, 1937	W	28-20	Austin	F23, 1949	W	65-49	Houston	D28, 1959	L	53-79	² Houston	J15, 1972	L	63-87	Austin
F25, 1938	L	35-53	Austin	J12, 1950	L	52-55	Austin	J9, 1960	L	50-52	Austin	F12, 1972	L	67-83	Houston
F8, 1938	W	42-41	Houston	J6, 1951	L	54-56	Houston	F29, 1960	L	62-86	Austin	J30, 1973	L	73-88	Austin
J7, 1939	W	45-41	Houston	F5, 1951	L	51-77	Austin	F4, 1961	W	63-59	Houston	F24, 1973	L	68-75	Houston
F25, 1939	L	41-50	Austin	J15, 1952	L	53-60	Houston	F21, 1961	L	79-81	Austin	J22, 1974	L	71-82	Houston
J6, 1940	L	46-50	Houston	F26, 1952	L	48-54	Austin	J12, 1962	W	89-64	Houston	F16, 1974	L	76-85	Houston
F27, 1940	W	42-41	Austin	F7, 1953	L	46-58	Austin	F10, 1962	L	82-83	Austin	F11, 1975	L	59-60	Austin
J7, 1941	L	37-48	Austin	F24, 1953	W	61-56	Houston	J3, 1963	L	49-54	Austin	F18, 1975	L	62-68	Houston
M1, 1941	W	73-64	Houston	D30, 1953	W	65-58	² Houston	F26, 1963	L	59-77	Houston	J24, 1976	L	56-74	Houston
J7, 1942	W	62-38	Houston	J15, 1954	L	66-74	Austin	F11, 1964	L	80-98	Houston	F21, 1976	L	70-90	Austin
F28, 1942	W	61-41	Austin	F13, 1954	W	61-51	Houston	F25, 1964	L	83-93	Austin	J24, 1977	L	68-74	Houston
J6, 1943	L	36-55	Austin	F27, 1954	W	70-62	³ Houston	F2, 1965	L	63-76	Austin	F22, 1977	L	51-90	Austin
F9, 1943	W	50-39	Houston	F28, 1954	W	72-71	³ Austin	F13, 1965	L	72-75	Houston	J17, 1978	L	64-78	Austin
F2, 1944	W	56-34	Houston	J14, 1955	W	58-52	Austin	J4, 1966	L	85-94	Austin	F7, 1978	L	86-102	Houston
F16, 1944	W	62-43	Austin	F8, 1955	W	79-70	Houston	F22, 1966	L	82-91	Houston	J16, 1979	L	81-94	Houston
J31, 1945	W	59-48	Austin	D29, 1955	W	80-72	² Houston	F7, 1967	L	73-81	Austin	F6, 1979	L	52-95	Austin
F14, 1945	W	74-45	Houston	J16, 1956	W	83-58	Houston	F14, 1967	L	76-81	Houston	J28, 1980	L	76-87	Houston

F22, 1980	L	56-76	Austin	5	M5, 1992	W	103-97	Houston	24	Texas A&M-International (1-0)				F21, 1931	L	29-49	Houston
J28, 1981	W	46-40 ot	Austin		J5, 1993	W	92-87	Austin		F8, 2010	W	73-66	Houston	J16, 1932	L	22-47	Fort Worth
F28, 1981	L	80-90	Houston		J30, 1993	W	101-83	Houston		TCU (89-85)				F20, 1932	L	28-47	Houston
M2, 1981	L	44-58	³ Austin		M12, 1993	L	76-81	⁴ Dallas		F15, 1917	W	37-16	Houston	J24, 1933	L	23-49	Fort Worth
F1, 1982	W	80-49	Houston		F1, 1994	L	70-85	Austin		F16, 1917	W	43-16	Houston	F25, 1933	L	34-37	Houston
F27, 1982	W	60-59	Austin		M2, 1994	L	70-78	Houston		J16, 1919	L	17-25	Fort Worth	F12, 1934	L	27-29	Houston
J19, 1983	L	45-47	Austin		M11, 1994	L	89-101	⁴ Dallas		J17, 1919	L	18-23	Fort Worth	F26, 1934	L	25-42	Fort Worth
F19, 1983	W	71-56	Houston		F4, 1995	L	56-88	Austin		J15, 1920	W	50-20	Houston	J14, 1935	W	36-34	Fort Worth
J14, 1984	W	63-49	Houston		M5, 1995	L	74-108	⁵ Houston		J9, 1924	L	13-18	Houston	F22, 1935	W	29-25	Houston
F15, 1984	L	57-61	Austin		M10, 1995	L	75-78	⁴ Dallas		J10, 1924	L	9-16	Houston	J18, 1936	W	34-20	Fort Worth
J9, 1985	L	53-65	Houston		J6, 1996	W	80-69	Austin		F29, 1924	L	30-31	Fort Worth	M2, 1936	W	45-29	Houston
F10, 1985	L	65-66	Austin		F7, 1996	L	64-79	Houston		M1, 1924	L	34-35	Fort Worth	F13, 1937	W	43-36	Fort Worth
J4, 1986	L	46-57	Houston		D5, 2005	L	85-58	⁶ Houston		F12, 1925	L	21-29	Houston	M1, 1937	W	43-34	Houston
F5, 1986	L	56-62	Austin		D8, 2007	L	54-80	⁶ Houston		F20, 1925	L	12-26	Houston	F14, 1938	W	62-57	Houston
J3, 1987	L	52-72	Austin		N30, 2008	L	56-77	Austin		J21, 1926	L	24-27	Houston	F19, 1938	L	48-50	Fort Worth
F1, 1987	L	69-70	Houston		N29, 2009	L	77-59	Houston		F15, 1926	L	21-41	Fort Worth	J21, 1939	W	44-41	Fort Worth
J10, 1988	W	77-75	Austin		1 All-College Tournament, Oklahoma City, Okla.					F21, 1927	L	21-27	Houston	F16, 1939	W	44-30	Houston
F10, 1988	L	66-68	Houston	2 SWC Preseason Tournament, Houston				F13, 1928	W	21-20	Fort Worth	J5, 1940	W	57-41	Houston		
J11, 1989	L	65-66	Houston	3 SWC Playoffs				F24, 1928	L	15-21	Fort Worth	J12, 1940	W	48-24	Fort Worth		
F11, 1989	L	74-116	Austin	4 SWC Post-Season Classic, Reunion Arena, Dallas				J21, 1929	L	27-28	Houston	J20, 1941	W	61-43	Fort Worth		
J27, 1990	L	84-97	Austin	5 The Summit, Houston				F19, 1929	L	26-27	Fort Worth	F17, 1941	W	59-46	Houston		
F28, 1990	L	84-86	Houston	6 Toyota Center, Houston				J18, 1930	L	24-33	Fort Worth	F12, 1942	W	44-37	Fort Worth		
J12, 1991	L	79-92	Houston					F3, 1930	W	24-23	Houston	F20, 1942	W	52-32	Houston		
F12, 1991	L	64-65	Austin					J9, 1931	L	38-49	Fort Worth	J11, 1943	L	23-27	Houston		
F4, 1992	L	87-88	Austin									F22, 1943	W	36-28	Fort Worth		

J28, 1944	W	48-38	Fort Worth		F19, 1955	L	80-84	Fort Worth		F4, 1967	W	89-81	Houston		F12, 1979	W	84-80	Houston	
F11, 1944	W	63-34	Houston		J10, 1956	W	80-60	Houston		F21, 1967	L	74-83	Fort Worth		J5, 1980	W	57-47	Houston	
J13, 1945	W	50-44	Houston		F8, 1956	W	89-72	Fort Worth		J3, 1968	L	75-84	Fort Worth		J30, 1980	W	60-59	Fort Worth	
F9, 1945	W	68-47	Fort Worth		J5, 1957	L	50-62	Fort Worth		F20, 1968	W	73-69	Houston		J6, 1981	W	57-51	Fort Worth	
J4, 1946	W	58-45	Houston		F9, 1957	W	90-79	Houston		J14, 1969	W	71-64	Fort Worth		J31, 1981	W	58-54	Houston	
J12, 1946	L	49-55	Fort Worth		D28, 1957	L	55-57	Houston\$		M1, 1969	W	95-88	Houston		J9, 1982	L	64-65	Houston	
F8, 1947	L	50-55	Fort Worth		J13, 1958	L	68-92	Fort Worth		J20, 1970	L	88-97	Fort Worth		F3, 1982	L	57-58	Fort Worth	
M1, 1947	W	64-53	Houston		F22, 1958	L	65-90	Houston		F28, 1970	W	82-73	Houston		J15, 1983	L	8-57	Houston	
F6, 1948	W	68-54	Houston		J13, 1959	L	52-59	Houston		F9, 1971	W	89-63	Houston		F16, 1983	L	50-72	Fort Worth	
F20, 1948	W	55-52	Fort Worth		F18, 1959	L	64-68	Fort Worth	16	F20, 1971	L	86-102	Fort Worth		M7, 1983	L	49-74	² Fort Worth	
F18, 1949	W	62-44	Fort Worth		D29, 1959	L	72-83	¹ Houston		J29, 1972	L	55-69	Fort Worth		J11, 1984	W	43-43	Fort Worth	
F9, 1949	W	66-59	Houston		J12, 1960	L	63-86	Fort Worth		F22, 1972	L	68-75	Houston		F11, 1984	W	56-37	Houston	
F11, 1950	L	36-64	Fort Worth		F26, 1960	L	65-67	ot Houston		J13, 1973	W	83-73	Houston		M6, 1984	W	64-52	² Houston	
J9, 1951	L	66-87	Fort Worth		J10, 1961	W	82-60	Houston		F10, 1973	L	71-72	Fort Worth		J5, 1985	W	63-62	Houston	
F12, 1951	W	54-49	Houston		M2, 1961	W	81-71	Fort Worth		F5, 1974	W	73-67	Fort Worth		F6, 1985	W	62-61	Fort Worth	
D28, 1951	L	57-60	¹ Houston		J6, 1962	W	71-63	Houston		M2, 1974	W	82-72	Houston		J2, 1986	L	64-66	Fort Worth	
J8, 1952	L	30-42	ot Houston		F27, 1962	L	73-75	Fort Worth		F4, 1975	W	88-67	Houston		F1, 1986	L	48-69	Houston	
F12, 1952	L	49-83	Fort Worth		J5, 1963	W	78-63	Houston		M4, 1975	L	61-89	Fort Worth		M7, 1986	L	59-78	³ Dallas	
D26, 1952	W	68-49	¹ Houston		M1, 1963	W	83-76	Fort Worth		J19, 1976	L	85-103	Fort Worth		J28, 1987	L	38-64	Fort Worth	16
1953	W	64-54			J4, 1964	W	82-73	Fort Worth		F17, 1976	W	93-78	Houston		F28, 1987	L	69-85	Houston	15
J20, 1953	L	60-69	Houston		F29, 1964	W	104-86	Houston		J22, 1977	W	69-66	Fort Worth		J13, 1988	W	74-69	Houston	
F21, 1953	W	76-56	Fort Worth		F9, 1965	L	75-94	Houston		F19, 1977	W	93-72	Houston		F13, 1988	L	58-73	Fort Worth	
J12, 1954	W	69-52	Houston		M4, 1965	L	86-98	Fort Worth		J23, 1978	W	66-58	Houston		J15, 1989	L	64-70	Fort Worth	
F26, 1954	W	72-65	Fort Worth		J11, 1966	L	79-97	Fort Worth		F13, 1978	L	54-57	Fort Worth		F15, 1989	W	70-67	Houston	
J18, 1955	W	73-63	Houston	20	M3, 1966	L	86-93	Houston		J22, 1979	W	59-56	Fort Worth		J17, 1990	W	66-64	ot Houston	

F17, 1990	L	55-67	Fort Worth
J19, 1991	L	68-78	Fort Worth
F19, 1991	W	69-57	Houston
M8, 1991	W	76-57	³ Dallas
J28, 1992	L	50-76	Houston
F29, 1992	L	59-64	Fort Worth
J16, 1993	W	84-67	Houston
F13, 1993	W	68-50	Fort Worth
J19, 1994	W	102-76	Fort Worth
F16, 1994	W	84-65	Houston
J22, 1995	L	93-102	Houston
F19, 1995	W	74-73	Fort Worth
J22, 1996	L	71-80	Fort Worth
F21, 1996	L	67-70	Houston
M7, 1996	W	78-67	³ Dallas
J30, 1997	W	82-80	Houston
M1, 1997	L	79-85	Fort Worth
J29, 1998	L	67-97	Fort Worth
F28, 1998	L	73-86	Houston
J30, 1999	W	76-69	Houston
F25, 1999	L	62-63	Fort Worth
F3, 2000	L	70-83	Houston
M3, 2000	L	62-85	Fort Worth
J20, 2001	W	73-66	Fort Worth
F10, 2001	W	76-72	Houston

15
24

N13, 2007	L	49-76	Fort Worth
D29, 2007	W	70-65	⁴ Katy
J2, 2010	L	70-58	Fort Worth
1 SWC Preseason Tournament, Dallas			
2 SWC Playoff			
3 SWC Classic, Reunion Arena, Dallas			
4 Leonard E. Merrell Center, Katy, Texas			

Tulane (23-23)

F7, 1916	W	33-18	Houston
F8, 1916	W	42-18	Houston
F25, 1916	W	27-25	New Orleans
F26, 1916	W	29-13	New Orleans
D10, 1938	W	40-18	Houston
D28, 1946	L	57-60	¹ Oklahoma City
D4, 1948	L	66-55	New Orleans
D9, 1949	L	58-65	New Orleans
D9, 1950	W	70-66	Houston
D4, 1951	L	64-67	New Orleans
D18, 1952	W	62-56	Houston
D14, 1953	W	56-49	New Orleans
D13, 1954	L	63-68	New Orleans
D10, 1955	W	83-53	Houston
D15, 1958	W	60-51	New Orleans
D14, 1959	W	93-79	Houston
D12, 1960	L	83-84 ot	New Orleans

D11, 1961	W	69-65	Houston
D10, 1962	L	78-82	New Orleans
D9, 1963	W	90-62	Houston
D11, 1967	W	88-81	Houston
D9, 1968	L	88-108	New Orleans
J12, 1970	W	83-80	New Orleans
J11, 1971	W	85-66	Houston
D1, 1975	L	63-96	New Orleans
D1, 1976	W	85-61	Houston
D10, 1979	L	53-56	New Orleans
D2, 1980	L	62-78	Houston
D1, 1981	L	60-69	New Orleans
D2, 1982	W	32-30	Houston
N29, 1983	L	56-69	New Orleans
D8, 1984	W	58-55	Houston
N27, 1989	W	91-64	Houston
N23, 1990	L	74-76	New Orleans
N22, 2002	W	72-58	Houston
D6, 2003	L	67-73	New Orleans
J14, 2006	W	60-57	New Orleans
J28, 2006	L	53-70	Houston
J10, 2007	W	75-70 ot	Houston
J27, 2007	L	55-75	New Orleans
J19, 2008	L	56-61	New Orleans
F2, 2008	L	77-84	² Katy

J10, 2009	L	54-65	New Orleans
J28, 2009	L	59-61	Houston
J13, 2010	L	72-58	New Orleans
F3, 2010	L	79-74	Houston
1 All-College Tournament, Oklahoma City, Okla.			
2 Leonard E. Merrell Center, Katy, Texas			

Tulsa (6-20)

J13, 1997	L	33-65	Tulsa	
F6, 1997	W	75-58	Houston	22
J11, 1998	W	76-63	Houston	
F5, 1998	L	62-75	Tulsa	
J23, 1999	L	50-65	Houston	
F20, 1999	L	47-77	Tulsa	
J16, 2000	L	49-67	Houston	19
F14, 2000	L	33-75	Tulsa	13
M9, 2000	L	51-71	¹ Fresno	14
F8, 2001	L	55-79	Tulsa	
F22, 2001	W	59-56	Houston	
J28, 2002	L	60-79	Tulsa	
F28, 2002	L	62-67	Houston	
J11, 2003	L	77-94	Houston	
F8, 2003	L	56-79	Tulsa	
J17, 2004	L	68-74	Tulsa	
F14, 2004	W	111-103 2ot		Houston

J15, 2005 W 82-70 Houston
 F12, 2005 W 71-64 ot Tulsa
 F11, 2006 L 73-80 ot Tulsa
 M3, 2007 L 65-73 Houston
 F20, 2008 L 37-68 Tulsa
 M7, 2009 L 50-60 Houston
 M12, 2009 L 51-73 ²Memphis
 J23, 2010 L 62-58 Tulsa
 M10, 2010 L 73-62 ³Tulsa
1 WAC Tournament
2 Conference USA Tournament, Memphis
3 Conference USA Tournament, BOK Center

UAB (0-6)

D29, 1980 L 60-78 ¹Birmingham
 J18, 2006 L 68-75 Houston
 F14, 2007 L 73-84 Birmingham
 F13, 2008 L 60-69 ²Houston
 J24, 2009 L 40-78 Birmingham
 F6, 2010 L 76-65 Houston
1 UAB Classic, Birmingham, Ala.
2 Reliant Arena, Houston

UALR (1-1)

N27, 2007 L 59-52 ¹Houston
 D28, 2008 W 79-72 Little Rock

1 Reliant Arena, Houston

UCF (3-8)

D13, 1977 W 65-63 Houston
 F25, 2006 L 64-77 Houston
 J20, 2007 L 67-72 Orlando
 F17, 2007 L 63-74 Houston
 M8, 2007 W 53-51 ¹Memphis
 F16, 2008 L 53-60 ²Houston
 M1, 2008 L 60-68 Orlando
 J17, 2009 L 52-77 Houston
 F25, 2009 W 69-66 Orlando
 J9, 2010 L 77-58 Orlando
 M6, 2010 L 66-59 Houston

1 Conference USA Tournament

2 Reliant Arena, Houston

UTEP (9-12)

J16, 1997 W 74-60 Houston
 F15, 1997 L 78-83 El Paso
 J29, 2000 L 70-92 El Paso
 F24, 2000 W 62-59 Houston

F1, 2001 L 69-85 El Paso
 F24, 2001 L 52-59 Houston
 J12, 2002 W 73-59 Houston
 F7, 2002 W 75-68 El Paso
 J18, 2003 W 91-63 El Paso
 F13, 2003 W 72-66 Houston
 J10, 2004 W 84-68 Houston
 F5, 2004 L 62-105 El Paso
 J6, 2005 L 67-96 El Paso
 F5, 2005 L 71-73 Houston
 M11, 2005 L 77-85 ¹Reno
 F18, 2006 L 47-58 El Paso
 J24, 2007 W 73-67 Houston
 M7, 2007 W 77-74 ²Memphis
 J12, 2008 L 43-71 El Paso
 F18, 2009 L 58-67 Houston
 F27, 2010 L 78-64 El Paso

25

1 WAC Tournament

2 Conference USA Tournament

Opponent's AP ranking at time of game indicated in right column.

1914-15 (8-1, 5-1)**Coach: Robert Cummings**

J16	Galveston YMCA	W	64-16	Houston
J20	Houston High	W	64-9	Houston
J22	Galveston	W	27-18	Houston
J29	Baylor	W	45-10	Houston
F3	Texas	L	28-14	Houston
F4	Southwestern (Texas)	W	18-8	Houston
F6	Texas A&M	W	27-15	Houston
F9	Southwestern (Texas)	W	39-7	Houston

1915-16 (12-5, 5-3)**Coach: Robert Cummings**

J3	A&M-Commerce	W	60-15	Houston
J15	Southwestern (Texas)	W	40-8	Houston
J20	Decatur Baptist	W	63-20	Houston
J27	Galveston	W	50-20	Houston
J31	Baylor	W	35-19	Houston
F1	Baylor	W	34-15	Houston
F7	Tulane	W	33-18	Houston
F8	Tulane	W	42-18	Houston
F11	Texas	L	37-27	Austin
F12	Texas A&M	L	25-20	College Station
F18	Texas A&M	W	16-9	Houston
F19	Texas A&M	W	24-22	Houston
F21	Texas	L	17-16	Houston
F23	LSU	L	29-21	Baton Rouge

F24	LSU	L	25-17	Baton Rouge
F25	Tulane	W	29-25	New Orleans
F26	Tulane	W	29-13	New Orleans

1916-17 (10-5)**Coach: Robert Cummings**

J9	Southwestern (Texas)	W	28-22	Houston
J10	Southwestern (Texas)	W	33-12	Houston
J15	Texas A&M	W	19-16	Houston
J16	Texas A&M	L	21-13	College Station
J22	Daniel Baker	W	27-6	Houston
J23	Daniel Baker	W	32-9	Houston
J29	Texas	L	30-18	Austin
J30	Texas	W	24-18	Houston
J31	Southwestern (Texas)	W	22-10	Houston
F9	Texas	L	26-24	Houston
F10	Texas	W	27-14	Houston
F15	TCU	W	37-16	Houston
F16	TCU	W	43-16	Houston
F26	Texas A&M	L	24-23	Houston
F27	Texas A&M	L	27-20	College Station

1917-18 (10-4, 7-3 1st)**Coach: Wilbur Tisdale**

J18	Southwestern (Texas)	W	33-14	Houston
J19	Southwestern (Texas)	W	54-19	Houston
J24	Texas A&M	W	18-14	College Station

J25	Texas A&M	L	25-21	College Station
F1	Texas	L	28-16	Houston
F2	Texas	L	32-25	Houston
F13	Baylor	W	53-20	Houston
F14	Baylor	W	52-21	Houston
F18	SMU	L	32-23	Houston
F19	SMU	W	35-30	Houston
F25	Texas	W	40-36	Austin
F26	Texas	W	31-27	Austin
M1	Texas A&M	W	27-26	Houston
M2	Texas A&M	W	29-21	Houston

1918-19 (4-10, 2-8)**Coach: Wilbur Tisdale**

J16	TCU	L	25-17	Fort Worth
J17	TCU	L	23-18	Fort Worth
J24	Southwestern (Texas)	W	22-15	
J25	Southwestern (Texas)	W		
F1	Texas	L	23-22	Houston
F2	Texas	L	38-22	Houston
F5	Baylor	W	37-25	Houston
F6	Baylor	W	34-22	Houston
F14	Texas	L	28-25	Austin
F15	Texas	L	36-11	Austin
F17	SMU	L	27-17	Dallas
F18	SMU	L	32-20	Dallas
F24	SMU	L	40-24	Houston

F25	SMU	L	29-17	Houston
-----	-----	---	-------	---------

1919-20 (6-6, 2-5)**Coach: Leslie Mann**

J2	Texas State	W	33-6	
J15	TCU	W	50-20	Houston
J16	Midwestern State	L	22-18	Houston
J26	SMU	W	24-23	Dallas
J30	Texas A&M	L	39-16	Houston
J31	Texas A&M	L	28-10	Houston
F5	Texas State	W	36-6	Houston
F6	Texas State	W	30-13	Houston
F11	Texas	L	20-12	Houston
F14	Texas	W	24-13	Austin
F20	Texas A&M	L	43-13	College Station
F21	Texas A&M	L	28-13	College Station

1920-21 (5-10, 4-9)**Coach: Pete Cawthon**

J10	Simmons	W	30-17	Houston
J14	Baylor	W	29-21	Houston
J15	Baylor	W	28-17	Houston
J21	Texas A&M	L	19-17	Houston
J22	Texas A&M	L	35-17	Houston
J28	Texas	L	32-9	Austin
J29	Texas	L	35-13	Austin
J31	Baylor	L	25-19	Waco

F1	Baylor	L	35-24	Waco
F10	SMU	W	27-20	Houston
F17	Texas A&M	L	26-16	College Station
F18	Texas A&M	L	28-18	College Station
F23	Texas	L	35-31	Houston
F24	Texas	W	24-22	Houston
F26	LSU	L	35-23	Houstoin

1921-22 (2-12, 1-1)

Coach: Howard F. Yerges

J13	Sam Houston State	W	33-29	Houston
J14	Sam Houston State	L	34-14	Houston
J20	Texas A&M	L	22-7	College Station
J21	Texas A&M	L	19-12	College Station
J27	Texas	L	33-13	Houston
J28	Texas	L	29-12	Houston
F3	Baylor	W	25-22	Waco
F4	SMU	L	20-16	Dallas
F13	SMU	L	23-19	Dallas
F17	Texas A&M	L	15-6	Houston
F18	Texas A&M	L	13-9	Houston
F24	Texas	L	21-8	Austin
F25	Texas	L	36-11	Austin
M3	Baylor	L	26-11	Houston

1922-23 (10-9, 7-9)

Coach: Phil Arbuckle

J5	Port Arthur Gulf	L	26-20	Houston
J10	Oklahoma State	W	26-16	Houston
J11	Oklahoma State	L	29-18	Houston
J12	Sam Houston State	W	22-13	Houston
J13	Sam Houston State	W		Houston
J15	Houston YMCA	W	24-11	Houston
J26	Texas A&M	L	33-24	College Station
J27	Texas A&M	W	26-15	College Station
F2	Baylor	W	22-20	Houston
F3	Baylor	L	11-8	Houston
F9	Texas	L	36-17	Austin
F10	Texas	L	24-17	Austin
F16	Texas A&M	L	29-25	Houston
F17	Texas A&M	L	25-23	Houston
F23	Texas	W	29-21	Houston
F24	Texas	W	32-26	Houston
M2	Baylor	L	26-25	Waco
M3	Baylor	W	32-18	Waco
M5	Oklahoma State	W	28-21	Houston

1923-24 (3-17)

Coach: Pete Cawthon

J9	TCU	L	18-13	Houston
J10	TCU	L	16-9	Houston
J14	Baylor	L	17-14	Waco

J15	Baylor	L	12-8	Waco
J18	Texas	L	33-14	Houston
J19	Texas	L	40-22	Houston
J25	Texas A&M	L	23-13	College Station
J26	Texas A&M	L	22-14	College Station
F1	Baylor	W	33-17	Houston
F2	Baylor	L	26-22	Houston
F8	Texas	L	39-10	Austin
F9	Texas	L	32-9	Austin
F15	Texas A&M	L	31-26	Houston
F16	Texas A&M	W	28-26	Houston
F22	Arkansas	L	29-22	Houston
F23	Arkansas	W	30-19	Houston
F29	TCU	L	31-30	Fort Worth
M1	TCU	L	35-34	Fort Worth
M3	Oklahoma State	L	32-19	Stillwater
M4	Oklahoma State	L	33-25	Stillwater

1924-25 (2-12)

Coach: John P. Nicholson

	Texas A&M	L	35-17	College Station
J19	Baylor	L	14-7	Waco
J21	Oklahoma State	L	25-11	Houston
J22	Oklahoma State	L	20-14	Houston
J28	Texas A&M	L	29-21	Houston
J30	SMU	L	30-23	Houston
F1	Arkansas	L	37-19	Fayetteville

F2	Arkansas	L	29-9	Fayetteville
F7	SMU	L	30-23	Houston
F12	TCU	L	29-21	Houston
F14	Texas	L	20-16	Houston
F20	TCU	L	26-12	Houston
F21	Baylor	W	24-16	Houston
F24	Texas	L	28-13	Austin

1925-26 (1-13)

Coach: Franklyn Ashcraft

J13	Centenary	L	41-37	
J14	Centenary	L	33-22	
J16	Texas	W	22-17	Houston
J18	Baylor	L	23-21	Houston
J21	TCU	L	27-24	Houston
J22	Texas A&M	L	31-29	Houston
J26	Texas A&M	L	32-28	College Station
F12	Arkansas	L	54-15	Houston
F13	Arkansas	L	25-17	Houston
F15	TCU	L	41-21	Fort Worth
F19	Baylor	L	31-26	Waco
F20	SMU	L	29-9	Dallas
F23	Texas	L	27-9	Austin
F26	SMU	L	23-9	Houston

1926-27 (0-9)**Coach: Franklyn Ashcraft**

J7	Arkansas	L	36-18	Fayetteville
J8	Arkansas	L	33-18	Fayetteville
J14	Texas A&M	L	29-28	Houston
J17	Texas	L	28-19	Austin
J22	SMU	L	44-15	Dallas
F2	Texas	L	30-24	Houston
F21	TCU	L	27-21	Houston
F23	Texas A&M	L	40-20	College Station
F25	SMU	L	39-20	Houston

1927-28 (3-9)**Coach: Russell Daugherty**

J7	Texas A&M	L	27-23	Houston
J14	SMU	L	33-20	Houston
J21	Texas	L	37-27	Austin
J23	Baylor	L	35-31	Waco
J28	Baylor	W	37-27	Houston
J30	Texas A&M	W	33-30	College Station
F1	Texas	L	36-34	Houston
F13	TCU	W	21-20	Fort Worth
F17	Arkansas	L	21-11	Houston
F18	Arkansas	L	27-23	Houston
F24	TCU	L	21-15	Fort Worth
F25	SMU	L	43-26	Dallas

1928-29 (2-10)**Coach: Russell Daugherty**

J10	Texas A&M	L	33-29	College Station
J15	Texas A&M	W	38-30	Houston
J21	TCU	L	28-27	Houston
J26	Baylor	L	41-38	Waco
J28	Texas	L	55-25	Austin
F9	SMU	L	26-20	Houston
F15	Arkansas	L	51-18	Fayetteville
F16	Arkansas	L	44-13	Fayetteville
F18	SMU	L	29-28	Dallas
F19	TCU	L	27-26	Fort Worth
F26	Texas	L	33-32	Houston
M2	Baylor	W	43-28	Houston

1929-30 (7-9, 4-8)**Coach: Russell Daugherty**

D5	YMCA Triangles	W	35-33	Houston
D13	A&M-Commerce	L	38-28	Houston
D20	Sam Houston State	W		
D21	Sam Houston State	W		
J7	Texas	L	39-24	Houston
J11	SMU	L	41-40	Houston
J17	SMU	L	34-28	Dallas
J18	TCU	L	33-24	Fort Worth
J21	Texas A&M	W	23-17	Houston
F3	TCU	W	24-23	Houston

F8	Texas A&M	W	26-17	College Station
F15	Baylor	L	35-27	Waco
F17	Texas	L	31-23	Austin
F24	Arkansas	L	30-26	Houston
F25	Arkansas	W	37-16	Houston
M1	Baylor	L	41-37	Houston

1930-31 (8-9, 4-8)**Coach: Russell Daugherty**

D26	Illinois Wesleyan	W	36-27	Bloomington
D29	Bardley	W	47-34	Peoria
D30	Bradley	W	41-40	Peoria
J2	DePaul	L	45-28	Chicago
J9	TCU	L	49-38	Fort Worth
J10	SMU	L	44-28	Dallas
J12	Arkansas	L	36-32	Fayetteville
J13	Arkansas	L	31-25	Fayetteville
J17	Baylor	W	37-34 ot	Houston
J24	Texas A&M	W	27-24	Houston
J27	Baylor	L	53-40	Waco
F14	Texas	W	50-42	Houston
F17	Texas A&M	L	26-23	Houston
F21	TCU	L	49-29	Houston
F23	SMU	L	59-39	Houston
F25	Texas	W	23-16	Austin
F28	Santa Fe	W	38-23	Houston

1931-32 (5-9, 4-8)**Coach: Russell Daugherty**

D18	Sam Houston State	W	39-27	Houston
D19	Sam Houston State	L	36-23	Houston
J9	Texas A&M	W	40-26	Houston
J16	TCU	L	47-22	Fort Worth
J18	SMU	W	24-19	Dallas
J23	Texas	L	26-19	Austin
J25	Baylor	L	41-21	Houston
F16	Texas A&M	L	27-6	College Station
F17	SMU	W	28-22	Houston
F20	TCU	L	47-28	Houston
F23	Baylor	L	36-21	Waco
F24	Texas	W	25-22	Austin
F26	Arkansas	L	25-23	Houston
F27	Arkansas	L	34-19	Houston

1932-33 (8-9, 2-10)**Coach: Jimmy Kitts**

D13	Texas A&M	W	50-35	
D17	Sam Houston State	L	36-29	
	Marshall's Five	W	61-25	
	Texas Company	W	39-34	
J7	Texas A&M	W	35-18	
	Sam Houston State	W	39-38	
J14	Baylor	W	45-28	Houston
J20	Arkansas	L	36-32	Fayetteville

J21	Arkansas	L	33-23	Fayetteville
J23	SMU	W	34-33	Dallas
J24	TCU	L	49-23	Fort Worth
F11	Texas A&M	L	26-18	Houston
F14	Texas	L	33-24	Houston
F21	Baylor	W	39-35	Waco
F22	Texas	L	59-31	Austin
F25	TCU	L	37-34	Houston
F28	SMU	L	26-24	Houston

1933-34 (6-6, 6-6)

Coach: Jimmy Kitts

J10	Texas A&M	W	31-29	Houston
J13	SMU	W	37-25	Houston
J20	Texas	L	40-38	Austin
J22	Baylor	W	45-30	Waco
F12	TCU	L	29-27	Houston
F16	Arkansas	L	32-20	Houston
F17	Arkansas	W	25-22	Houston
F20	Texas	W	45-34	Houston
F24	SMU	L	36-30	Dallas
F26	TCU	L	42-25	Fort Worth
F28	Texas A&M	L	40-36	College Station
M3	Baylor	W	39-32	Houston

1934-35 (20-3, 9-3 1st)

Coach: Jimmy Kitts

D18	A&M-Kingsville	W	62-31	Houston
D19	A&M-Kingsville	W	47-21	Houston
D20	Sam Houston State	W	38-22	Huntsville
D22	United Gas	W	45-24	Houston
D28	Texas Chiropractors	W	68-20	@Chiropractors
D29	San Antonio YMCA	W	63-24	San Antonio
J2	Hunt Oilers	W	37-36	Houston
J3	Hunt Oilers	W	35-21	Houston
J5	Texas A&M	W	46-32	Houston
J10	Arkansas	L	31-30	Fayetteville
J11	Arkansas	L	37-19	Fayetteville
J14	TCU	W	36-24	Fort Worth
J15	SMU	L	32-19	SMU
J19	LSU	W	56-47	Houston
J24	Sam Houston State	W	48-22	Houston
J26	Baylor	W	43-31	Houston
F7	Central Methodist	W	34-28	
F9	Texas	W	43-35	Houston
F16	SMU	W	32-30	Houston
F19	Texas A&M	W	33-23	College Station
F22	TCU	W	29-25	Houston
M3	Texas	W	34-27	Austin
M4	Baylor	W	36-26	Waco

1935-36 (12-10, 8-4)

Coach: Jimmy Kitts

D18	Oklahoma	L	47-38	Norman
D19	Oklahoma	L	34-26	Norman
D27	Hurst Oil	L	35-31	Houston
D28	Hurst Oil	L	31-27	Houston
J2	United Gas	W	31-27	Houston
	SHS&C	W	40-20	
J7	Baylor	W	35-33	Waco
J8	Texas	L	41-32	Austin
J14	Arkansas	L	33-26	Houston
J15	Arkansas	W	35-29	Houston
J18	TCU	W	34-20	Fort Worth
J20	SMU	W	42-26	Dallas
J22	LSU	W	42-37	Baton Rouge
J23	LSU	W	38-30	Baton Rouge
F6	Baylor	W	32-23	Houston
F12	Texas	L	37-33	Houston
F14	Texas A&M	W	38-32	College Station
F19	Long Island U. ¹	L	45-29	New York
F21	Duquesne ¹	L	43-39	New York
F25	Texas A&M	W	44-29	Houston
F29	SMU	L	43-34	Houston
M2	TCU	W	45-29	Houston

¹Madison Square Garden, New York

1936-37 (6-10, 7-5)

Coach: Jimmy Kitts

D16	Drake	L	39-38	Houston
D17	Drake	W	30-26	Houston
D19	Oklahoma	L	31-28	Houston
D21	Southern Cal	L	40-31	Houston
D22	Southern Cal	L	67-39	Houston
J6	Texas A&M	W	32-25	Houston
J16	Texas	W	28-20	Austin
J22	Baylor	L	27-19	Waco
J27	Texas A&M	L	28-24	College Station
F12	SMU	L	38-36	Dallas
F13	TCU	W	43-36	Fort Worth
F19	Arkansas	L	52-29	Fayetteville
F20	Arkansas	L	52-34	Fayetteville
F27	SMU	L	35-32	Houston
M1	TCU	W	43-34	Houston
M6	Baylor	W	40-36	Houston

1937-38 (6-17, 2-10)

Coach: Jimmy Kitts

D20	Southern Cal	L	55-30	Houston
D21	Southern Cal	L	43-37	Houston
D27	NE Oklahoma	W	38-26	Houston
D28	North Texas	L	43-33	Houston
D29	Baylor ¹	W	44-30	Oklahoma City
D30	Central Missouri St. ¹	L	35-28	Oklahoma City

J3	Oklahoma	L	51-41	Norman
J4	Oklahoma	L	50-10	Norman
J7	LSU	W	45-38	Baton Rouge
J8	LSU	L	53-38	Baton Rouge
	Sam Houston State	W	42-37	
J11	Arkansas	L	38-31	Houston
J12	Arkansas	L	59-37	Houston
J15	Texas A&M	L	45-39	College Station
J22	Baylor	L	54-44	Houston
F8	Texas	W	42-41	Houston
F12	SMU	L	42-23	Houston
F14	TCU	W	62-57	Houston
F18	SMU	L	50-35	Dallas
F19	TCU	L	50-48	Fort Worth
F25	Texas	L	53-35	Austin
F26	Baylor	L	47-45	Waco
M1	Texas A&M	L	52-45	Houston

¹All-College Tournament, Oklahoma City

1938-39 (10-11, 6-6)

Coach: Buster Brannon

D10	Tulane	W	40-18	Houston
D12	Stephen F. Austin St.	L	31-24	Nacogdoches
D14	LSU	W	34-32	Houston
D15	LSU	L	30-27	Houston
D19	North Texas	L	45-38	Denton
D21	Sam Houston State	L	56-43	Huntsville

D22	Sam Houston State	L	45-43	Huntsville
D23	Sam Houston State ¹	W	46-40	Conroe
J5	Texas A&M	W	51-49	College Station
J7	Texas	W	45-41	Houston
J16	Texas A&M	W	37-29	Houston
J20	SMU	L	33-31	Dallas
J21	TCU	W	44-41	Fort Worth
J28	Baylor	L	44-42	Houston
	Second Presbyterian	W	60-50	Houston
F16	TCU	W	44-30	Houston
F18	SMU	W	39-36	Houston
F24	Baylor	L	63-40	Waco
F25	Texas	L	50-41	Austin
M1	Arkansas	L	50-45	Houston
M2	Arkansas	L	40-35	Houston

¹Played at City Auditorium, Conroe

1939-40 (25-4, 10-2 1st)

Coach: Buster Brannon

	Second Presbyterian	W	75-33	Houston
	State Mutual	W	82-17	Houston
D12	North Texas	W	72-37	Houston
D13	Sam Houston State ¹	W	65-51	Conroe
D15	Sam Houston State	W	52-42	Huntsville
D18	LSU	W	56-39	Baton Rouge
D19	LSU	W	61-51	Baton Rouge
	Centenary	W	60-28	

	Centenary	W	60-39	
D28	Purdue	L	52-41	West Lafayette
	Loyola (Ill.)	W	55-41	Chicago
J1	Bradley	W	65-58	Peoria
J5	TCU	W	57-41	Houston
J6	Texas	L	50-46	Houston
J12	TCU	W	48-24	Fort Worth
J13	SMU	W	36-34	Dallas
J18	Texas A&M	W	62-44	College Station
J22	SMU	W	52-33	Dallas
J23	Texas A&M	W	67-54	Houston
J26	Baylor	L	45-43	Houston
J27	Baylor	W	52-44	Houston
	St. Mary's	W	59-43	San Antonio
	St. Mary's	W	66-47	San Antonio
F19	Arkansas	W	60-43	Houston
F20	Arkansas	W	42-28	Houston
F27	Texas	W	42-41	Austin
	Phelan's Best	W	60-46	Beaumont
M22	Kansas ²	L	50-44	Kansas City
M23	Colorado ²	W	60-56 ot	Kansas City

¹Season Opener played at

City Auditorium, Conroe

²NCAA Western Regional

1940-41 (18-6, 8-4)

Coach: Buster Brannon

D10	Sam Houston State	W	53-33	
D12	Sam Houston State	L	46-36	
D16	Southern Cal	W	51-37	Houston
D17	Southern Cal	W	43-41	Houston
D19	LSU	W	60-48	Houston
D20	LSU	W	54-33	Houston
D23	LaSalle	W	51-45	Philadelphia
D27	Albright	W	73-65	Reading
D30	Long Island U.	L	61-57	Brookville
J7	Texas	L	48-37	Austin
J11	Texas A&M	W	68-34	Houston
J17	Baylor	W	52-32	Houston
J20	TCU	W	61-43	Fort Worth
J21	SMU	L	43-36	Dallas
J25	Port Arthur	W	78-33	
F5	St. Mary's	W	60-52	Houston
F6	St. Mary's	W	63-36	Houston
F12	Arkansas	L	66-41	Fayetteville
F13	Arkansas	L	48-43	Fayetteville
F17	TCU	W	59-46	Houston
F18	SMU	W	63-38	Houston
F22	Texas A&M	W	50-46	College Station
F24	Baylor	W	73-64	Houston

1941-42 (22-5, 10-2 T-1st)**Coach: Buster Brannon**

D9	Sam Houston State	W	65-35	
D12	LSU	W	54-42	Baton Rouge
D13	LSU	W	50-37	Baton Rouge
D16	Texas Tech	W	55-43	Houston
D17	Phillips 66	W	47-45	
D20	A&M-Commerce	W	57-34	
D22	Sam Houston State	W	54-34	
D27	Fordham	W	68-44	
D28	LaSalle	W	51-41	Philadelphia
J7	Texas	W	62-38	Houston
J10	Texas A&M	L	36-34	Houston
J13	SMU	W	55-35	Dallas
J17	Arkansas	L	55-47	Houston
J21	Texas A&M	W	44-42	College Station
J24	Baylor	W	73-36	Waco
	A&M-Commerce	W	36-34	
F6	Phillips 66	L	53-28	
F12	TCU	W	44-37	Fort Worth
F14	SMU	W	65-31	Dallas
F20	TCU	W	52-32	Houston
F24	Baylor	W	63-38	Houston
F28	Texas	W	61-41	Austin
M14	Corpus Christi NAS	W	37-36	
M15	Corpus Christi NAS	W	45-39	
M20	Stanford ¹	L	53-47	Kansas City

M21	Kansas ¹	L	55-53	Kansas City
	¹ NCAA Western Regional			

1942-43 (17-9, 9-3 T-1st)**Coach: Joe Davis**

D9	Stephen F. Austin	W	51-44	Houston
D10	Stephen F. Austin	W	46-35	Houston
D17	LSU	W	56-26	Houston
D18	LSU	L	62-60	Houston
D28	Pittsburg State	L	40-39	Houston
D29	Southwestern (Kan.)	W	39-28	
D30	Baylor ¹	W	42-26	Oklahoma City
D30	E. Central Oklahoma	W	48-42	Houston
J6	Texas	L	55-36	Austin
J9	Corpus Christi NAS	L	60-46	Houston
J11	TCU	L	27-23	Houston
J15	Arkansas	L	52-35	Fayetteville
J16	Arkansas	W	41-37	Fayetteville
J20	Texas A&M	W	42-33	Houston
J23	Baylor	W	36-34	Waco
F5	Corpus Christi NAS	L	42-39	Corpus Christi
F6	Corpus Christi NAS	L	41-36	Corpus Christi
F9	Texas	W	50-39	Houston
F13	SMU	W	53-33	Houston
F18	Baylor	W	53-36	Houston
F20	SMU	W	50-39	Dallas
F22	TCU	W	36-28	Fort Worth

F27	Texas A&M	W	40-30	College Station
M15	Sam Houston State	W	62-44	
M16	Sam Houston State	W	58-41	
M22	St. John's ²	L	51-49 ot	New York
	¹ All-College Tournament, Oklahoma City			
	² National Invitation Tournament, New York			

1943-44 (15-5, 11-1, T-1st)**Coach: Joe Davis**

D10	Randolph Field	L	38-35	
D11	Kelly Field	L	42-38	
D17	Ellington Field	W	61-48	
D22	Ellington Field	L	42-39	
D26	S'western Oklahoma	L	34-33	
D27	Phillips 66	W	52-36	
D28	Texas Tech	W	60-37	Oklahoma City
J5	Baylor ¹	W	45-27	Waco
J8	SMU	W	54-34	Houston
J14	Arkansas	L	42-41	Houston
J15	Arkansas	W	67-41	Houston
J19	Ellington Field	W	52-44	
J22	Texas A&M	W	63-33	College Station
J28	TCU	W	48-38	Fort Worth
J29	SMU	W	38-27	Dallas
F2	Texas	W	56-34	Houston
F8	Texas A&M	W	67-33	Houston

F11	TCU	W	63-34	Houston
F16	Texas	W	62-43	Austin
F19	Baylor	W	65-38	Houston
	¹ All-College Tournament, Oklahoma City			

1944-45 (20-1, 12-0 1st)**Coach: Joe Davis**

D5	Ellington Field	W	48-37	
D11	Ellington Field	W	57-32	
D14	Lackland AAF	W	59-44	
D16	Temple McCloskey	W	46-23	
D20	Pentathlon Military	W	62-32	
D27	West Texas State ¹	W	60-44	Oklahoma City
D28	Oklahoma State ¹	L	42-28	Oklahoma City
D29	Oklahoma ¹	W	43-28	Oklahoma City
J6	Texas A&M	W	53-22	College Station
J12	SMU	W	70-62	Houston
J13	TCU	W	50-44	Houston
J18	Waco AAF	W	39-35	
J20	Texas A&M	W	66-25	Houston
J26	Arkansas	W	57-46	Houston
J27	Arkansas	W	69-56	Houston
J31	Texas	W	59-48	Austin
F3	Baylor	W	95-22	Houston
F9	TCU	W	68-47	Fort Worth
F10	SMU	W	72-53	Dallas

F14	Texas	W	74-65	Houston
F17	Baylor	W	68-26	Waco
¹ All-College Tournament, Oklahoma City				

1945-46 (10-11, 5-7)

Coach: Buster Brannon

D6	Sam Houston State	W	46-35	Huntsville
D12	Louisiana-Lafayette	W	46-32	Lafayette
D19	Louisiana-Lafayette	W		
D21	A&M-Commerce	L	52-44	Houston
D22	A&M-Commerce	W	49-46	Houston
D27	Kansas ¹	L	42-34	Oklahoma City
D28	Texas ¹	W	55-42	Oklahoma City
D29	Pepperdine ¹	L	48-35	Oklahoma City
J4	TCU	W	58-45	Houston
J5	SMU	W	49-29	Houston
J11	SMU	W	55-50	Dallas
J12	TCU	L	55-49	Fort Worth
J16	Texas A&M	W	36-34	College Station
J19	Baylor	L	43-36	Houston
J23	YMCA Triangles	L	52-42	
J26	Baylor	L	41-32	Waco
F2	Texas	L	71-46	Austin
F9	Texas A&M	W	64-59	Houston
F13	Texas	L	50-48	Houston
F22	Arkansas	L	62-45	Fayetteville

F23	Arkansas	L	68-25	Fayetteville
¹ All-College Tournament, Oklahoma City				

1946-47 (8-16, 3-9)

Coach: Joe Davis

D5	Sam Houston State	W	51-46	
D9	Loyola (La.) ¹	W	55-53	Houston
D14	DePaul ¹	L	48-44	Houston
D16	Marquette ¹	W	45-38	Houston
D20	North Texas	L	55-54	Denton
D21	Sam Houston State	L	58-54	
D26	Oklahoma State ²	L	61-39	Oklahoma City
D27	Missouri ²	L	57-53	Oklahoma City
D28	Tulane ²	L	60-57	Oklahoma City
J3	Loyola (La.)	W	39-37	New Orleans
J4	LSU	L	60-35	Baton Rouge
J10	Arkansas	L	52-51	Fayetteville
J11	Arkansas	L	65-53	Fayetteville
J18	Texas	W	67-53	Houston
J22	Baylor	W	55-49	Houston
J25	Texas A&M	L	52-39	College Station
F7	SMU	W	88-48	Dallas
F8	TCU	W	55-50	Fort Worth
F12	Texas A&M	W	53-48	Houston
F15	Baylor	L	67-55	Waco
F22	Texas	L	67-60	Austin
F28	SMU	L	75-74	Houston

M1	TCU	W	64-53	Houston
	YMCA Triangles	L	59-52	
¹ Houston Tournament				
² All-College Tournament, Oklahoma City				

1947-48 (10-14, 6-6)

Coach: Joe Davis

D2	Sam Houston State	L	56-54	
D8	LSU	W	58-55	Houston
D9	Texas Tech	W	50-45	Houston
D12	Sam Houston State	W	43-41	Houston
D17	Drake	L	70-67	Des Moines
D18	Creighton	L	52-43	Omaha
D19	Saint Louis	L	67-47	St. Louis
D23	Wyoming	L	50-48	Laramie
D29	Alabama ¹	L	45-42	Oklahoma City
D30	Georgia Tech ¹	W	43-42	Oklahoma City
D31	Wyoming ¹	L	56-43	Oklahoma City
J5	Texas	L	59-44	Houston
J9	LSU	L	43-40	Baton Rouge
J16	Baylor	L	38-29	Waco
J21	Texas A&M	W	49-47	Houston
J24	Baylor	L	61-41	Houston
F6	TCU	W	68-54	Houston
F7	SMU	L	65-54	Houston
F13	Texas A&M	W	52-48	College Station
F16	Texas	W	54-47	Austin

F20	TCU	W	55-52	Fort Worth
F21	SMU	L	54-52	Dallas
F27	Arkansas	W	61-49	Houston
F28	Arkansas	L	66-63	Houston
¹ All-College Tournament, Oklahoma City				

1948-49 (13-11, 9-3 T-1st)

Coach: Joe Davis

N30	Sam Houston State	W	66-58	Huntsville
D3	LSU	W	51-39	Lake Charles
D4	Tulane	L	66-55	New Orleans
D7	Texas Tech	L	46-39	Houston
D11	Louisiana-Lafayette	L	48-44	Lafayette
D14	Sam Houston State	W	68-66 ot	Houston
D18	Louisiana-Lafayette	W	68-36	Houston
D21	Saint Louis	L	74-47	Houston
D27	Long Island	L	69-66	Brookville
D29	Temple	L	70-59	Philadelphia
J1	Niagara	L	70-57	Niagara
J8	Baylor	L	63-47	Waco
J13	Texas A&M	W	54-53	Houston
J15	Texas	W	45-37	Austin
J21	Arkansas	W	49-48	Fayetteville
F7	SMU	L	47-46	Houston
F9	TCU	W	66-59	Houston
F10	SMU	W	62-50	Houston
F15	Baylor	L	55-54	Houston

F18	TCU	W	62-44	Fort Worth
F23	#20 Texas	W	65-49	Houston
F26	Arkansas	W	54-48	Houston
M4	Texas A&M	W	53-39	College Station
	Arkansas ¹	W	50-34	Dallas
NCAA District Six Playoffs, Dallas				

1949-50 (8-15, 2-10)

Coach: Don Suman

N30	Sam Houston State	W	74-65	
D6	Texas Tech	W	57-45	Houston
D8	Louisiana-Lafayette	L	42-26	Lafayette
D9	Tulane	L	65-58	New Orleans
D10	LSU	L	49-44	Lake Charles
	Sam Houston State	W	63-48	
	Louisiana-Lafayette	W	60-40	Houston
D21	Colorado	L	83-52	Boulder
D22	Colorado	L	64-51	Boulder
	Wichita State	W	72-66	
	Pepperdine	W	68-65	Houston
J6	Kansas	W	80-61	Houston
J7	SMU	L	63-61	Houston
J12	Texas	L	55-52	Austin
	Arkansas	L	60-56	Houston
J18	Texas A&M	L	56-37	College Station
J21	Baylor	L	52-43	Waco
F11	TCU	L	64-36	Fort Worth

F13	SMU	L	55-48	Dallas
F15	Baylor	L	60-59	Houston
F18	Texas A&M	W	62-52	Houston
F21	Arkansas	L	61-38	Fayetteville
F25	Texas A&M	L	55-41	

1950-51 (8-15, 2-10)

Coach: Don Suman

D2	Centenary	L	62-54	Shreveport
D5	Sam Houston State	L	57-52	Huntsville
D9	Tulane	W	70-66	Houston
D12	Louisiana-Lafayette	W	63-59	Houston
D15	Centenary	W	78-66	Houston
D20	Northwestern	L	70-61	Houston
D22	Columbia	L	76-63	Houston
D28	Stephen F. Austin	L	84-72	Nacogdoches
D30	Stephen F. Austin	W	76-41	Houston
J2	Georgia Tech	W	58-51	Houston
J4	Texas A&M	L	51-39	College Station
J6	Texas	L	56-54	Houston
J9	TCU	L	87-66	Fort Worth
J13	Baylor	L	69-55	Houston
J16	SMU	W	75-69	Houston
J20	Sam Houston State	W	69-50	Houston
F1	Arkansas	L	50-42	Houston
F5	Texas	L	77-51	Austin
F9	Baylor	L	61-58	Waco

F12	TCU	W	54-49	Houston
F17	Texas A&M	L	45-41	Houston
F24	SMU	L	58-46	Dallas
F27	Arkansas	L	57-43	Fayetteville

1951-52 (9-15, 4-8)

Coach: Don Suman

N27	Stephen F. Austin	L	51-50	Nacogdoches
D1	Sam Houston State	W	59-57 ot	
D3	LSU	L	68-60	Houston
D4	Tulane	L	67-64	New Orleans
D11	Sam Houston State	W	67-53	
D15	Stephen F. Austin	L	71-66	Houston
D18	#7 Kansas	L	68-48	Lawrence
D26	Vanderbilt ¹	L	65-56	Dallas
D27	Tennessee ¹	W	64-60	Dallas
D28	TCU ¹	L	60-57	Dallas
D29	Baylor ¹	W	76-64	Dallas
	SMU ¹	W	52-47 ot	Dallas
J5	SMU	L	57-53	Houston
J8	TCU	L	42-30 ot	Houston
J11	Texas A&M	L	55-44	College Station
J15	Texas	L	60-53	Houston
J19	Arkansas	W	48-46	Fayetteville
J25	Baylor	L	66-54	Waco
F9	Arkansas	W	59-55	Houston
F12	TCU	L	83-49	Fort Worth

F15	Baylor	W	62-44	Houston
F19	SMU	W	72-57	Dallas
F26	Texas	L	54-48	Austin
M1	Texas A&M	L	56-54	Houston

¹SWC Tournament, Dallas

1952-53 (16-6, 8-4)

Coach: Don Suman

D11	Sam Houston State	W	75-59	
D13	Kansas	W	54-51	Houston
D18	Tulane	W	62-56	Houston
	Colorado State	L	54-53	
	Stephen F. Austin	W	87-66	Nacogdoches
D26	TCU ¹	W	68-49	Dallas
D29	Baylor ¹	W	65-56	Dallas
D30	SMU ¹	L	71-62	Dallas
J6	SMU	W	65-54	Houston
	TCU	W	64-54	
J13	Baylor	W	75-63	Waco
J17	Arkansas	L	87-68	Fayetteville
J20	TCU	L	69-60	Houston
J24	Texas A&M	W	52-34	Houston
F5	Sam Houston State	W	81-54	Huntsville
F7	Texas	L	58-46	Austin
F9	Arkansas	W	70-45	Houston
F14	Texas A&M	W	69-56	College Station
F17	Baylor	W	65-54	Houston

F21	TCU	W	76-56	Fort Worth
F24	Texas	W	61-56	Houston
M3	SMU	L	68-64	Dallas

¹SWC Tournament, Dallas

1953-54 (23-5, 9-3 T-1st)

Coach: Don Suman

D1	Sam Houston State	W	61-48	Houston
D7	Stephen F. Austin	W	78-56	Houston
D11	Sam Houston State	W	89-77	Huntsville
D14	Tulane	W	56-49	New Orleans
D17	St. John's	W	85-81	New York
D19	Tennessee	W	78-66	Knoxville
D21	Vanderbilt	W	79-60	Nashville
D28	Texas A&M ¹	W	55-43	Houston
D29	SMU ¹	W	80-79	Houston
D30	Texas ¹	W	65-58	Houston
J5	SMU	L	79-66	Dallas
J9	Texas A&M	W	78-53	Houston
J12	TCU	W	69-52	Houston
J15	Texas	L	74-66	Austin
J18	Arkansas	W	80-55	Fayetteville
J23	Baylor	W	72-60	Houston
F6	Stephen F. Austin St.	L	77-75	Nacogdoches
F9	Texas A&M	W	61-47	College Station
F13	Texas	W	61-51	Houston
F16	Lamar	W	69-65	Houston

F20	Arkansas	W	76-62	Houston
F23	Baylor	L	76-73	Waco
F26	TCU	W	72-65	Fort Worth
F27	Texas ²	W	70-62	Houston
F28	Texas ²	W	72-71	Austin
M2	SMU	W	90-64	Houston
M13	#5 Oklahoma State ³	L	51-45	Stillwater
M14	Colorado ³	W	78-55	Stillwater

¹SWC Tournament, Houston

²SWC Playoffs

³NCAA West Regional, Stillwater, Okla.

Rice AP Rankings — #11 Dec. 22, #16 Dec. 29, #11 Jan. 5, #15 Jan. 12.

1954-55 (10-13, 6-6)

Coach: Don Suman

D1	Lamar	W	73-71	Beaumont
D7	Lamar	W	91-74	Houston
D11	LSU	W	79-72	Baton Rouge
D13	Tulane	L	68-63	New Orleans
D17	Kansas	L	77-67	Lawrence
D18	Kansas	L	100-72	Lawrence
D21	#3 Illinois	L	86-54	Houston
D27	Arkansas ¹	L	73-66	Houston
D28	Baylor ¹	W	67-64	Houston
D29	SMU ¹	L	88-63	Houston
J4	Texas A&M	W	61-41	Houston

J8	SMU	L	76-67	Dallas
J10	Arkansas	L	83-61	Houston
J14	Texas	W	58-52	Austin
J18	#20 TCU	W	73-63	Houston
J21	Baylor	L	87-75	Waco
F8	Texas	W	79-70	Houston
F12	Arkansas	L	86-75	Fayetteville
F15	Baylor	W	80-68	Houston
F19	TCU	L	84-80	Fort Worth
F21	Army All-Stars	L	74-67	Houston
F26	SMU	L	86-82 ot	Houston
M1	Texas A&M	W	67-52	College Station

¹SWC Tournament, Autry Court

1955-56 (19-5, 8-4)

Coach: Don Suman

D1	St. Mary's (Texas)	W	83-53	San Antonio
D3	Abilene Christian	W	82-43	Houston
D5	Lamar	W	70-49	Houston
D8	Oklahoma	W	62-47	Houston
D10	Tulane	W	83-53	Houston
D12	LSU	W	85-60	Houston
D19	Kansas	W	75-66	Houston
D21	Auburn	W	82-80 2ot	Houston
D28	Texas A&M ¹	W	110-81	Houston
D29	Texas ¹	W	80-72	Houston
D30	SMU ¹	L	76-73 ot	Houston

J4	SMU	L	87-65	Dallas
J7	Texas A&M	W	89-77	Houston
J10	TCU	W	80-60	Houston
J13	Arkansas	L	84-70	Fayetteville
J16	Texas	W	83-58	Houston
J21	Baylor	W	66-62	Waco
F4	Lamar	W	70-48	Beaumont
F8	TCU	W	89-72	Fort Worth
F11	Arkansas	W	86-65	Houston
F14	Baylor	W	68-58	Houston
F21	Texas	L	94-82	Austin
F24	Texas A&M	W	85-61	College Station
F28	#9 SMU	L	89-75	Houston

¹SWC Tournament, Autry Court

Rice AP Rankings — #17 Dec. 27, #18 Jan. 3

1956-57 (16-8, 8-4)

Coach: Don Suman

D1	Trinity	W	85-55	San Antonio
D3	Lamar	W	66-59	Beaumont
D6	Minnesota	W	79-74	Houston
D8	Auburn	L	88-68	Auburn
D10	LSU	W	87-72	Baton Rouge
D15	Sanford	L	65-64	Palo Alto
D18	Oregon	W	61-59	Eugene
D19	Oregon State	W	55-54	Corvallis
D22	Oklahoma	L	64-57	Norman

D27	Baylor ¹	W	71-55	Houston
D28	Arkansas ¹	L	81-70	Houston
D29	Texas A&M ¹	W	66-44	Houston
J3	Texas A&M	W	53-39	College Station
J5	TCU	L	62-50	Fort Worth
J7	Arkansas	W	78-68	Houston
J11	Texas	W	76-66	Austin
J15	#3 SMU	L	59-57	Dallas
J19	Baylor	W	75-62	Houston
F9	TCU	W	90-79	Houston
F12	Baylor	L	95-70	Waco
F16	Texas	W	79-63	Houston
F19	Arkansas	W	82-69	Fayetteville
F23	#6 SMU	L	75-72	Houston
M1	Texas A&M	W	57-55	Houston

¹SWC Tournament, Autry Court

1957-58 (13-11, 7-7)

Coach: Don Suman

D2	New Mexico State	W	72-45	Houston
D6	Oklahoma City	W	53-45	Houston
D9	LSU	W	87-56	Houston
D16	Wisconsin	L	67-62	Madison
D18	Illinois	L	85-82	Champagne
D21	vs. St. John's	L	80-67	New York
D26	Baylor ¹	W	62-52	Houston
D27	Arkansas ¹	W	50-49	Houston

D28	TCU ¹	L	57-55	Houston
J4	Texas Tech	L	66-63	Houston
J7	SMU	W	78-74	Houston
J10	Texas A&M	W	62-59	College Station
J13	TCU	W	92-68	Fort Worth
J18	Baylor	W	79-60	Houston
F1	Trinity	W	77-51	Houston
F4	Texas	W	102-68	Houston
F8	Arkansas	W	63-59	Fayetteville
F11	Texas A&M	W	67-57	Houston
F15	Baylor	L	63-62	Waco
F18	SMU	L	70-59	Dallas
F22	TCU	L	90-65	Houston
F24	Arkansas	W	61-59	Houston
F28	Texas	L	86-78	Austin
M4	Texas Tech	L	73-64	Lubbock

¹SWC Tournament, Autry Court

Rice AP Rankings — #16 Dec. 10, #14 Dec. 17

1958-59 (11-13, 5-9)

Coach: Don Suman

D1	Kansas	L	65-49	Lawrence
D6	Wisconsin	W	78-37	Houston
D13	LSU	W	64-56	Baton Rouge
D15	Tulane	W	60-51	New Orleans
D18	Missouri	L	68-62	Houston
D20	New Mexico State	L	58-53	Las Cruces

D22	New Mexico	W	81-69	Albuquerque
D26	Texas ¹	W	62-43	Houston
D27	Texas A&M ¹	L	60-59	Houston
D29	SMU ¹	W	81-79	Houston
J3	Texas	L	61-58	Houston
J6	#19 Texas A&M	W	70-65	College Station
J10	Arkansas	L	72-61	Fayetteville
J13	TCU	L	59-52	Houston
J16	Baylor	L	46-45	Houston
F3	Texas Tech	L	52-61	Lubbock
F7	SMU	L	72-54	Dallas
F9	#18 Arkansas	W	68-62	Houston
F14	SMU ²	L	60-57	Houston
F18	#16 TCU	L	68-64	Fort Worth
F21	Baylor	W	54-48	Waco
F24	Texas Tech	W	94-64	Houston
F28	Texas A&M	W	74-67	Houston
M3	Texas	L	63-54	Austin

¹SWC Tournament, Autry Court

²Rice University's first regionally-televised game

1959-60 (4-20, 1-13)

Coach: John Frankie

D1	Trinity	L	74-72	San Antonio
D5	Centenary	L	86-77	Houston
D10	Vanderbilt	L	82-72	Houston
D12	LSU	W	71-57	Houston
D14	Tulane	W	93-79	Houston
D17	Missouri	L	77-48	Columbia
D19	Oklahoma City	W	61-56	Oklahoma City
D28	Texas ¹	L	79-53	Houston
D29	TCU ¹	L	83-72	Houston
D30	Texas Tech ¹	L	79-67	Houston
J5	Texas Tech	L	71-64	Lubbock
J9	Texas	L	52-50	Austin
J12	TCU	L	86-63	Fort Worth
J16	Arkansas	L	74-63	Fayetteville
J19	#10 Texas A&M	L	61-43	Houston
F6	Baylor	W	52-51	Houston
F9	SMU	L	75-58	Dallas
F13	#12 Texas A&M	L	94-53	College Station
F16	SMU	L	75-58	Houston
F20	Baylor	L	79-51	Waco
F22	Arkansas	L	94-74	Houston
F26	TCU	L	67-65 ot	Houston
F29	Texas	L	86-62	Austin
M3	Texas Tech	L	73-72	Houston

¹SWC Tournament, Autry Court

1960-61 (11-12, 7-7)**Coach: John Frankie**

D1	Lamar	L	65-53	Beaumont
D3	Trinity	W	71-67	Houston
D5	Florida	W	68-63	Houston
D10	LSU	W	67-50	Baton Rouge
D12	Tulane	L	84-83 ot	New Orleans
D15	Centenary	L	78-63	Shreveport
D17	Vanderbilt	L	70-44	Nashville
D29	Mississippi State ¹	L	68-60	Houston
D30	Clemson ¹	W	66-65	Houston
J3	Baylor	W	70-59	Houston
J7	Texas Tech	L	78-45	Lubbock
J10	TCU	W	82-60	Houston
J14	Arkansas	L	80-55	Fayetteville
F1	SMU	L	65-53	Dallas
F4	Texas	W	63-59	Houston
F7	Texas A&M	L	79-59	College Station
F11	Arkansas	L	84-72	Houston
F14	Baylor	W	61-58	Waco
F18	Texas A&M	L	65-58	Houston
F21	Texas	L	81-79	Austin
F24	SMU	W	64-63	Houston
F27	Texas Tech	W	95-91 ot	Houston
M2	TCU	W	81-71	Fort Worth

¹Rice/Texas Doubleheaders, Autry Court**1961-62 (12-11, 7-7)****Coach: John Frankie**

D2	Georgia Tech	W	84-80	Houston
D4	Florida	L	70-67	Gainesville
D6	Florida State	L	76-66	Tallahassee
D9	LSU	W	79-67	Houston
D11	Tulane	W	69-65	Houston
D14	Centenary	L	58-57	Houston
D19	Vanderbilt	W	71-64	Houston
D21	Creighton	L	91-57	Omaha
D23	Trinity	W	79-77	San Antonio
J4	Baylor	W	79-56	Waco
J6	TCU	W	71-63	Houston
J9	Texas Tech	L	85-66	Lubbock
J12	Texas	W	89-64	Houston
J30	Arkansas	L	104-84	Fayetteville
F3	SMU	W	61-53	Houston
F6	Texas A&M	L	88-73	College Station
F10	Texas	L	83-82	Austin
F13	Arkansas	W	63-55	Houston
F17	SMU	L	68-63	Dallas
F20	Texas A&M	W	63-62	Houston
F24	Baylor	W	77-69 ot	Houston
F27	TCU	L	75-73	Fort Worth
M6	Texas Tech	L	60-58	Houston

1962-63 (12-11, 9-5)**Coach: John Frankie**

N30	Georgia Tech	L	81-63	Atlanta
D3	Tennessee	L	75-52	Knoxville
D4	Vanderbilt	L	80-68	Nashville
D8	LSU	L	90-82	Baton Rouge
D10	Tulane	L	82-78	New Orleans
D18	Centenary	W	58-55	Houston
D26	Florida ¹	L	67-57	Jacksonville
D28	Virginia Tech ¹	W	69-67	Jacksonville
J3	Texas	L	54-49	Austin
J5	TCU	W	78-63	Houston
J8	Texas A&M	L	71-61	College Station
J12	Arkansas	W	85-70	Houston
J26	Trinity	W	104-75	Houston
F2	SMU	W	75-72	Houston
F5	Baylor	W	62-54	Waco
F9	Texas Tech	W	89-77	Houston
F12	Arkansas	W	69-65	Fayetteville
F16	SMU	L	89-79	Dallas
F19	Baylor	W	74-70	Houston
F23	Texas Tech	L	74-73	Lubbock
F26	Texas	L	77-59	Houston
M1	TCU	W	83-76	Fort Worth
M5	Texas A&M	W	73-70	Houston

¹Gator Bowl Tournament, Jacksonville, Fla.**1963-64 (15-9, 8-6)****Coach: George Carlisle**

D2	Vanderbilt	L	82-68	Houston
D6	Tennessee	W	61-56	Houston
D7	LSU	W	87-72	Houston
D9	Tulane	W	90-62	Houston
D11	Florida State	W	102-81	Houston
D13	Centenary	W	90-76	Shreveport
D16	Georgia Tech	W	84-79	Houston
D20	BYU	L	89-78	Provo
D21	Utah	L	79-72	Salt Lake City
J4	TCU	W	82-73	Fort Worth
J7	Texas Tech	W	61-60	Houston
J11	SMU	L	92-72	Dallas
J25	Trinity	W	94-74	San Antonio
F1	Texas A&M	L	74-70	Houston
F4	Arkansas	W	76-63	Fayetteville
F8	Baylor	W	82-65	Waco
F11	Texas	L	98-80	Houston
F15	Texas A&M	L	79-67	College Station
F18	Arkansas	W	77-69	Houston
F22	Baylor	W	76-67	Houston
F25	Texas	L	93-83	Austin
F29	TCU	W	104-86	Houston
M3	Texas Tech	L	77-70	Lubbock
M5	SMU	W	97-90	Houston

1964-65 (2-22, 1-13)**Coach: George Carlisle**

D3	#6 Vanderbilt	L	78-49	Nashville
D5	Georgia Tech	L	71-56	Atlanta
D12	Centenary	L	81-78	Shreveport
D16	Texas A&M	L	69-60	Houston
D17	Auburn ¹	L	94-71	Houston
D22	Missouri ¹	L	81-72	Houston
D28	Oklahoma City ²	L	93-63	Oklahoma City
D29	Florida State ²	L	81-56	Oklahoma City
D30	LSU ²	L	79-63	Oklahoma City
J5	SMU	L	64-62	Houston
J9	Baylor	W	59-56	Waco
J12	Arkansas	L	79-62	Fayetteville
J16	Texas A&M	L	93-55	Houston
J30	Trinity	W	101-89	Houston
F2	Texas	L	76-63	Austin
F6	Texas Tech	L	102-69	Lubbock
F9	TCU	L	94-75	Houston
F13	Texas	L	75-72	Houston
F16	Texas A&M	L	104-93	College Station
F20	Texas Tech	L	77-67	Houston
F23	SMU	L	100-80	Dallas
F27	Arkansas	L	77-64	Houston

M2	Baylor	L	79-72	Houston
M4	TCU	L	98-86	Fort Worth
	¹ Bluebonnet Classic, Autry Court			
	² All-College Tournament, Oklahoma City			

1965-66 (1-22, 1-13)**Coach: George Carlisle**

D2	Auburn	L	91-74	Auburn
D4	Alabama	L	84-80	Tuscaloosa
D6	Georgia Tech	L	96-87	Houston
D8	Trinity	L	81-80	San Antonio
D13	Missouri	L	96-87	Columbia
D15	Texas A&M ¹	L	89-81	Houston
D16	LSU ¹	L	85-80	Houston
D29	Arkansas State ²	L	92-75	Jonesboro
D30	Rutgers ²	L	101-84	Jonesboro
J4	Texas	L	94-85	Austin
J8	Texas A&M	L	92-85	Houston
J11	TCU	L	97-79	Fort Worth
J29	Texas Tech	L	108-90	Houston
F1	Baylor	L	88-79	Waco
F5	SMU	L	112-89	Dallas
F8	Arkansas	L	76-71	Houston
F11	SMU	L	99-79	Houston
F15	Arkansas	L	73-67	Fayetteville
F18	Baylor	W	82-70	Houston
F22	Texas	L	91-82	Houston

F25	Texas A&M	L	93-65	College Station
M1	Texas Tech	L	80-74	Lubbock
M3	TCU	L	93-86	Houston
	¹ Bluebonnet Classic, Autry Court			
	² Arkansas State Tournament, Jonesboro, Ark.			

1966-67 (7-17, 4-10)**Coach: Don Knodel**

D1	Trinity	W	85-73	Houston
D3	Georgia Tech	L	87-61	Atlanta
D5	Florida State	L	76-72	Tallahassee
D8	Memphis	L	63-54	Houston
D10	Texas State	L	82-81	Houston
D14	Idaho State ¹	L	87-85	Houston
D15	Centenary ¹	L	66-65	Houston
D19	Lamar	W	97-81	Houston
D29	Furman ²	L	81-79	Greenville
D30	LSU ²	W	88-69	Greenville
J3	Texas A&M	L	69-66	College Station
J7	Baylor	W	65-56	Houston
J10	Texas Tech	L	91-69	Lubbock
J14	SMU	L	84-76	Dallas
J31	Arkansas	W	60-56	Houston
F4	TCU	W	89-81	Houston
F7	Texas	L	81-73	Austin
F11	Texas A&M	W	101-79	Houston
F14	Texas	L	81-76	Houston

F18	Arkansas	L	66-63	Fayetteville
F21	TCU	L	83-74	Fort Worth
F25	SMU	L	85-84	Houston
F28	Baylor	L	73-68	Waco
M2	Texas Tech	L	72-70	Houston
	¹ Bluebonnet Classic, Autry Court			
	² Poinsettia Classic, Greenville, S.C.			

1967-68 (8-16, 6-8)**Coach: Don Knodel**

D2	Georgia Tech	L	84-70	Houston
D4	Memphis	L	64-56	Memphis
D9	Trinity	L	103-79	San Antonio
D11	Tulane	W	88-81	Houston
D16	Dayton	L	82-58	Dayton
D18	Miami (Ohio) ¹	L	70-66	Charlotte
D19	#6 Davidson ¹	L	90-68	Charlotte
D21	Amy	L	64-58	Houston
D29	Drake ²	L	87-75	Buffalo
D30	Iona ²	W	61-60	Buffalo
J3	TCU	L	84-75	Fort Worth
J6	Arkansas	W	73-61	Houston
J9	SMU	W	73-71	Houston
J13	Texas Tech	W	81-68	Lubbock
J30	Baylor	L	70-52	Waco
F3	Texas	L	68-64	Austin
F6	Texas A&M	L	75-66	Houston

F10	Baylor	L	59-58	Houston
F3	Texas	L	68-64	Austin
F6	Texas A&M	L	75-66	Houston
F10	Baylor	L	59-58	Houston
F13	Texas A&M	L	78-58	College Station
F17	Texas	L	94-83	Houston
F20	TCU	W	73-69	Houston
F24	Arkansas	L	78-65	Fayetteville
F27	SMU	W	76-75	Dallas
M2	Texas Tech	W	84-80	Houston

¹Charlotte Invitational, Charlotte, N.C.

²Queen City Tournament, Buffalo, N.Y.

1968-69 (10-14, 6-8)

Coach: Don Knodel

D3	Texas A&M-Kingsville	W	83-58	Houston
D7	A&M-Commerce	W	92-75	Houston
D9	Tulane	L	108-88	New Orleans
D20	Vanderbilt ¹	L	85-77	Nashville
D21	North Carolina State ¹	L	69-58	Nashville
D27	Rochester ²	L	73-67	Rochester
D28	Seton Hall ²	W	71-69	Rochester
J7	Arkansas	L	67-62	Houston
J11	Texas Tech	L	88-82	Lubbock
J14	TCU	W	71-64	Fort Worth
J18	SMU	L	101-80	Houston
J20	Florida State	W	83-80	Houston

J23	Georgia Tech	L	75-56	Houston
F1	Baylor	L	71-68	Houston
F5	Texas	W	76-71	Houston
F8	Texas A&M	L	90-82	College Station
F11	#19 Baylor	W	75-73	Waco
F13	Dayton	L	73-55	Houston
F15	Texas A&M	L	84-83	Houston
F18	Texas	L	81-80	Austin
F22	Arkansas	W	74-67	Fayetteville
F25	Texas Tech	L	84-83	Houston
M1	TCU	W	95-88	Houston
M4	SMU	W	96-90	Dallas

¹Vanderbilt Invitational, Nashville, Tenn.

²Kodak Tournament, Rochester, N.Y.

1969-70 (14-11, 10-4 1st)

Coach: Don Knodel

D1	Sam Houston State	L	89-86	Houston
D5	Northwestern State	W	80-78	Houston
D9	Georgia Tech	L	87-57	Houston
D13	Colorado State	W	88-67	Houston
D22	#7 North Carolina	L	99-87	Houston
D26	Niagara ¹	L	101-95	Oklahoma City
D28	St. Francis (Pa.) ¹	W	57-52	Oklahoma City
D29	Northern Arizona ¹	L	77-70	Oklahoma City
J3	#4 North Carolina ²	L	98-72	Charlotte
J12	Tulane	W	83-80	New Orleans

J17	Texas Tech	W	86-85	Houston
J20	TCU	L	97-88	Lubbock
J24	SMU	W	77-75	Dallas
J27	Texas A&M	W	68-58	Houston
J31	Texas	L	75-67	Austin
F3	Arkansas	W	76-69	Fayetteville
F10	SMU	W	66-63	Houston
F14	Baylor	W	61-60	Waco
F17	Arkansas	W	85-78	Houston
F21	Texas	W	75-67	Houston
F24	Texas Tech	L	78-66	Lubbock
M3	Texas A&M	L	91-86	College Station
M7	#5 New Mexico State ³	L	101-77	Fort Worth

¹All-College Tournament, Oklahoma City

²Played in Charlotte, N.C.

³NCAA Midwest Regional, Fort Worth

1970-71 (14-12, 6-8)

Coach: Don Knodel

D1	Abilene Christian	W	99-81	Houston
D5	#1 UCLA	L	124-78	Los Angeles
D10	Colorado State	L	73-57	Fort Collins
D12	Air Force	W	74-67	Colorado Springs
D23	Texas State	W	98-94	Houston
J2	Georgia Tech	L	82-72	Atlanta
J4	Cincinnati	L	92-80	Cincinnati
J6	William & Mary	W	77-74	Williamsburg

J9	A&M-Corpus Christi	W	108-84	Houston
J11	Tulane	W	85-66	Houston
J13	UT-Arlington	W	93-63	Houston
J16	Arkansas	W	85-82	Fayetteville
J19	Texas A&M	L	74-73	Houston
J26	SMU	W	78-67	Houston
J30	Baylor	L	119-96	Waco
F2	Texas	L	84-68	Austin
F6	Texas Tech	W	80-64	Houston
F9	TCU	W	89-63	Houston
F13	Texas A&M	W	73-71	College Station
F16	Baylor	L	73-71	Houston
F20	TCU	L	102-86	Fort Worth
F23	SMU	L	95-87	Dallas
F27	Arkansas	W	97-93	Houston
M2	Texas Tech	L	99-87	Lubbock
M6	Texas	L	94-88	Houston

1971-72 (6-20, 1-13)

Coach: Don Knodel

D2	#2 North Carolina	L	127-69	Chapel Hill
D4	Wake Forest	L	100-62	Winston-Salem
D6	The Citadel	W	73-69	Houston
D11	Lamar	W	67-65	Houston
D20	A&M-Corpus Christi	W	101-82	Houston
D22	William & Mary	W	89-76	Houston
D28	¹ Old Dominion ¹	L	114-86	Norfolk

D29	#8 BYU ¹	L	96-73	Norfolk
D30	Vanderbilt ¹	L	105-87	Norfolk
J8	Houston ²	L	101-73	Houston
J10	Hawaii	L	84-65	Houston
J12	Georgia Tech	W	87-74	Houston
J15	Texas	L	87-63	Austin
J22	Texas Tech	L	89-87	Houston
J25	Baylor	L	88-70	Houston
J29	TCU	L	69-55	Fort Worth
F1	Texas A&M	L	80-70	Houston
F5	Arkansas	L	103-95	Fayetteville
F8	SMU	L	74-65	Houston
F12	Texas	L	83-67	Houston
F15	Texas Tech	L	80-76	Lubbock
F19	Baylor	L	79-77	Waco
F22	TCU	L	75-68	Houston
F26	Texas A&M	W	73-69	College Station
F29	SMU	L	78-69	Dallas
M4	Arkansas	L	113-103	Houston

¹Old Dominion Classic, Norfolk, Va.

²The Astrodome, Houston

1972-73 (7-19, 2-12)

Coach: Don Knodel

D4	Lamar	L	87-82	Beaumont
D9	George Washington	W	93-89	Houston
D20	Virginia Military	W	72-56	Houston

D23	UC-Santa Barbara	L	74-71	Houston
D29	#3 Marquette ¹	L	71-40	Milwaukee
D30	Yale ¹	W	72-70	Milwaukee
J5	American ²	L	80-61	Washington, D.C.
J6	The Citadel ²	W	82-64	Washington, D.C.
J8	Georgia Tech	L	69-65	Atlanta
J11	Cincinnati	W	63-57	Houston
J13	TCU	W	83-73	Houston
J16	#12 Houston	L	96-77	Autry Court
J20	SMU	L	79-77	Dallas
J23	Texas Tech	L	65-51	Lubbock
J27	Texas A&M	W	81-75	Houston
J30	Texas	L	88-73	Austin
F3	Arkansas	L	90-69	Fayetteville
F6	Baylor	L	75-70	Houston
F10	TCU	L	72-71	Fort Worth
F13	SMU	L	79-68	Houston
F17	Texas Tech	L	65-61	Houston
F20	Texas A&M	L	90-80	College Station
F24	Texas	L	75-68	Houston
F27	Baylor	L	72-71	Waco
M3	Arkansas	L	105-79	Houston
M5	#8 Houston	L	116-72	Hofheinz Pav.

¹Milwaukee Classic, Milwaukee, Wis.

²Presidential Classic, Washington, D.C.

1973-74 (10-18, 5-9)

Coach: Don Knodel

N30	Wake Forest	L	75-70	Houston
D1	Vanderbilt	L	89-80	Houston
D8	Lamar	W	79-67 ot	Houston
D10	UT-Pan American	W	80-71	Houston
D12	Tarleton State	W	72-71	Houston
D15	Houston Baptist	W	93-89	Houston
D21	Colorado State	L	83-66	Houston
D28	San Diego State	W	75-64	San Diego
D29	UC-Santa Barbara	L	83-80	Santa Barbara
J4	Hawaii	L	109-75	Honolulu
J5	Hawaii	L	99-71	Honolulu
J7	California	W	76-75 ot	Berekley
J12	Houston	L	95-86	Autry Court
J15	Baylor	L	93-91	Waco
J19	Arkansas	L	79-77	Houston
J22	Texas	L	82-71	Houston
J26	Texas A&M	L	80-79	College Station
J29	Texas Tech	L	75-67	Houston
F2	SMU	W	72-69	Houston
F5	TCU	W	73-67	Fort Worth
F9	Arkansas	L	106-81	Fayetteville
F12	Baylor	W	83-76	Houston
F16	Texas	L	85-76	Houston
F19	Texas A&M	L	96-82	Houston
F23	Texas Tech	L	85-54	Lubbock

F26	SMU	L	89-79	Dallas
M2	TCU	W	82-72	Houston
M7	Houston	L	107-62	Hofheinz Pav.

1974-75 (5-21, 2-12)

Coach: Bob Polk

N30	Wayland Baptist	W	81-62	Houston
D2	Missouri	L	92-67	Columbia
D7	Air Force	L	58-42	Houston
D9	Houston Baptist	W	87-83	Houston
D14	San Diego State	L	83-75	Houston
D18	California	L	64-54	Houston
D21	UT-Pan American	L	83-81	Edinburg
D27	Louisiana-Monroe ¹	L	86-71	Monroe
D28	Louisiana Tech ¹	L	86-82 ot	Monroe
J4	Wright State	W	92-83	Houston
J11	Houston	L	91-70	Hofheinz Pav.
J18	Baylor	L	74-73	Waco
J21	Texas A&M	L	64-61	Houston
J28	Arkansas	L	74-67	Houston
F1	SMU	L	76-67	Dallas
F4	TCU	W	88-67	Houston
F8	Texas Tech	L	86-60	Houston
F11	Texas	L	60-59	Austin
F15	Texas Tech	L	74-63	Lubbock
F18	Texas	L	68-62	Houston
F22	Texas A&M	L	99-66	College Station

F25	Arkansas	L	86-51	Fayetteville
M1	Baylor	L	85-67	Houston
M4	TCU	L	89-61	Fort Worth
M8	SMU	W	84-82 2ot	Houston
M11	Houston	L	82-73	Autry Court

¹Pacemaker Classic, Monroe, La.

1975-76 (3-24, 1-15)

Coach: Bob Polk

N 29	Southern Miss	L	87-69	Hattiesburg
D1	Tulane	L	96-63	New Orleans
D6	Texas Lutheran	W	70-67	Houston
D8	Missouri	L	94-75	Houston
D13	UT-Arlington	W	78-69	Houston
D18	McNeese State	L	89-80	Lake Charles
D20	UT-Pan American	L	107-87	Edinburg
D22	Illinois	L	106-64	Champaign
D29	South Alabama ¹	L	112-64	Mobile
D30	UT-Pan American ¹	L	95-66	Mobile
J3	Baylor	L	87-69	Waco
J6	Texas Tech	L	102-62	Houston
J10	Houston	L	87-59	Hofheinz Pav.
J12	Texas Tech	L	83-58	Lubbock
J14	Arkansas	L	80-62	Houston
J19	TCU	L	103-85	Fort Worth
J24	Texas	L	74-56	Houston
J26	Texas A&M	L	85-77	College Station

J28	SMU	L	85-67	Houston
J31	Baylor	L	78-63	Houston
F3	SMU	L	91-71	Dallas
F7	Houston	L	99-79	Autry Court
F11	Arkansas	L	111-68	Fayetteville
F17	TCU	W	93-78	Houston
F21	Texas	L	90-70	Austin
F24	Texas A&M	L	98-67	Houston
F28	Texas Tech ²	L	101-84	Lubbock

¹Senior Bowl Tournament, Mobile, Ala.

²SWC Playoff, Lubbock

1976-77 (9-18, 3-13)

Coach: Bob Polk

N29	Wayland Baptist	W	81-62	Houston
D1	Tulane	W	85-61	Houston
D4	Southern Miss	W	80-77	Houston
D7	UNC-Greensboro	W	90-65	Houston
D11	Austin College	W	86-66	Houston
D13	Northern Colorado	W	76-67	Houston
D17	#9 UCLA	L	107-60	Los Angeles
D20	Cal State-Fullerton	L	74-62	Fullerton
D29	North Carolina State	L	93-72	Raleigh
D30	Duke	L	87-77	Durham
J4	SMU	L	81-71	Dallas
J8	Texas Tech	L	83-58	Houston
J10	SMU	L	72-61	Houston

J12	Houston	L	106-56	Hofheinz Pav.
J15	#16 Arkansas	L	72-45	Houston
J22	TCU	W	69-66	Fort Worth
J24	#15 Texas	L	74-68	Houston
J26	Baylor	L	89-67	Waco
J29	Texas A&M	L	93-60	College Station
F1	Baylor	W	73-60	Houston
F5	Texas Tech	L	84-65	Lubbock
F8	Houston	L	109-73	Autry Court
F12	#13 Arkansas ¹	L	78-51	Little Rock
F17	Texas A&M	L	79-61	Houston
F19	TCU	W	93-72	Houston
F22	#14 Texas	L	90-51	Austin
F26	Texas Tech ²	L	93-74	Lubbock

¹Played in Little Rock, Ark.

²SWC Playoff, Lubbock

1977-78 (4-22, 2-14)

Coach: Mike Schuler

D3	Pacific	W	52-50	Houston
D10	Vanderbilt	L	87-69	Houston
D13	Florida Tech	W	65-63	Houston
D16	North Texas ¹	L	80-66	Hofheinz Pav.
D17	Xavier (Ohio) ¹	L	65-58	Hofheinz Pav.
D22	LSU	L	97-68	Baton Rouge
D28	Oregon State ²	L	75-58	Portland
D29	Washington ²	L	70-57	Portland

D30	Oregon ²	L	74-71	Portland
J7	Baylor	W	84-80	Houston
J9	SMU	L	80-65	Dallas
J12	#6 Arkansas	L	69-60	Houston
J14	Texas Tech	L	75-63	Houston
J17	Texas	L	78-64	Austin
J21	Houston	L	96-74	Hofheinz Pav.
J23	TCU	W	66-58	Houston
J28	Texas A&M	L	74-70	College Station
J30	SMU	L	76-73	Houston
F1	Texas Tech	L	81-77	Lubbock
F4	#2 Arkansas	L	69-48	Fayetteville
F7	#12 Texas	L	102-86	Houston
F11	Houston	L	87-62	Autry Court
F13	TCU	L	57-54	Fort Worth
F18	Baylor	L	75-65	Waco
F21	Texas A&M	L	81-75	Houston
M2	Houston ³	L	108-67	Hofheinz Pav.

¹Bluebonnet Classic, Hofheinz Pavilion, Houston

²Far West Classic, Portland, Ore.

³SWC Playoff, Hofheinz Pavilion, Houston

1978-79 (7-20, 4-12)

Coach: Mike Schuler

N29	Texas Lutheran	W	99-90	Houston
D2	Northwestern	L	93-71	Evanston
D4	#3 Notre Dame	L	105-61	South Bend
D7	Texas State	L	63-62	Houston
D9	Walyand Baptist	W	99-67	Houston
D11	Doane	W	100-75	Houston
D15	Louisiana-Lafayette ¹	L	76-70	The Summit
D16	UT-Pan American ¹	L	75-72	The Summit
D23	Vanderbilt	L	88-59	Nashville
J4	UT-Arlington	L	67-65	Houston
J6	Baylor	L	64-52	Waco
J8	SMU	W	78-76	Houston
J10	Arkansas	L	79-66	Fayetteville
J13	Texas Tech	W	62-56	Lubbock
J16	Texas	L	94-81	Houston
J20	Houston	L	101-75	Autry Court
J22	TCU	W	59-56	Fort Worth
J27	#14 Texas A&M	L	81-62	Houston
J29	SMU	L	80-67	Dallas
F1	Texas Tech	L	78-56	Houston
F3	Arkansas	L	68-50	Houston
F6	Texas	L	95-52	Austin
F10	Houston	L	75-72	Hofheinz Pav.
F12	TCU	W	84-80	Houston
F17	Baylor	L	70-69	Houston

F20	Texas A&M	L	92-60	College Station
F24	Texas Tech ²	L	82-49	Lubbock
¹ Bluebonnet Bowl Classic, The Summit, Houston				
² SWC Playoff, Lubbock				

1979-80 (7-19, 4-12)

Coach: Mike Schuler

N30	Vanderbilt	L	95-75	Nashville
D1	Angelo State	W	84-60	Houston
D3	UT-Arlington	L	81-80	Arlington
D6	Stanford	L	78-51	Palo Alto
D8	Pacific	L	78-51	Stockton
D10	Tulane	L	56-53	New Orleans
D21	Southern Cal ¹	L	69-60	The Summit
D22	Niagara ¹	W	70-69	The Summit
J3	Houston	L	78-70	Hofheinz Pav.
J5	TCU	W	57-47	Houston
J12	Baylor	L	73-63	Waco
J15	Texas Tech	L	62-59 ot	Lubbock
J19	Texas A&M	L	84-65	Houston
J22	SMU	L	85-83	Houston
J26	Arkansas	L	73-64	Fayetteville
J28	Texas	L	87-76	Houston
J30	TCU	W	60-59	Fort Worth
F2	Baylor	L	60-57	Houston
F4	Wright State	W	84-78	Houston
F7	Texas Tech	W	71-61	Houston

F9	Texas A&M	L	55-53	College Station
F12	SMU	L	82-81 ot	Dallas
F16	Arkansas	L	77-73	Houston
F19	Houston	W	81-74	Autry Court
F22	Texas	L	76-56	Austin
F25	Houston ²	L	92-80	Hofheinz Pav.
¹ Bluebonnet Bowl Classic, The Summit, Houston				
² SWC Playoff, Hofheinz Pavilion, Houston				

1980-81 (12-15, 7-9)

Coach: Mike Schuler

N28	Fairfield ¹	L	79-72	Clemson
N29	Cornell ¹	W	69-51	Clemson
D2	Tulane	L	78-62	Houston
D4	Texas State	L	68-67	Houston
D6	Western Kentucky	L	76-63	Houston
D8	Angelo State	W	77-56	Houston
D29	UAB ²	L	78-60	Birmingham
D30	Wagner ²	W	63-44	Birmingham
J3	Houston	L	63-57	Autry Court
J6	TCU	W	57-51	Fort Worth
J10	Texas Wesleyan	W	82-61	Houston
J13	Baylor	L	72-61	Houston
J17	Texas Tech	W	52-50	Houston
J20	Texas A&M	W	54-50	College Station
J24	SMU	W	60-59	Dallas
J26	Arkansas	L	57-52	Houston

J28	Texas	W	46-40 ot	Austin
J31	TCU	W	58-54	Houston
F3	Baylor	L	60-59	Waco
F7	Southwestern (Texas)	W	67-53	Houston
F10	Texas Tech	L	61-55	Lubbock
F14	Texas A&M	L	71-56	Houston
F17	SMU	W	70-62	Houston
F21	Arkansas	L	75-59	Fayetteville
F24	Houston	L	63-55	Hofheinz Pav.
F28	Texas	L	90-80	Houston
M2	Texas ³	L	58-44	Austin

¹Clemson IPTAY Classic, Clemson, S.C.

²UAB Classic, Birmingham, Ala.

³SWC Playoff, Austin

1981-82 (15-15, 6-10)

Coach: Tommy Suits

N28	Texas Wesleyan	W	97-50	Houston
D1	Tulane	L	69-60	New Orleans
D3	Texas State	W	79-53	Houston
D5	Northwestern	W	75-55	Houston
D7	Texas Lutheran	W	102-60	Houston
D18	San Francisco ¹	L	85-69	San Francisco
D19	LaSalle ¹	L	64-58	San Francisco
D21	Santa Clara	W	74-56	Santa Clara
D23	Pepperdine	L	77-64	Malibu
D29	San Francisco ²	W	78-66	Honolulu

D30	North Carolina State ²	W	71-47	Honolulu
J4	#18 Houston	L	63-61	Hofheinz Pav.
J9	TCU	L	65-64	Houston
J12	UT-San Antonio	W	83-51	Houston
J16	Baylor	L	55-53	Waco
J19	Texas Tech	W	66-57	Lubbock
J23	Texas A&M	L	68-59	Houston
J25	SMU	W	42-40	Houston
J29	#12 Arkansas	L	60-54	Fayetteville
F1	#5 Texas	W	80-49	Houston
F3	TCU	L	58-57	Fort Worth
F6	Baylor	L	66-55	Houston
F10	Texas Tech	W	76-56	Houston
F13	Texas A&M	L	82-71	College Station
F16	SMU	W	70-48	Dallas
F20	#17 Arkansas	L	72-65	Houston
F23	Houston	L	75-69	Autry Court
F27	Texas	W	60-59	Austin
M1	Texas Tech ³	L	60-46	Lubbock

¹Golden Gate Classic, San Francisco

²Rainbow Classic, Honolulu

³SWC Playoff, Lubbock

1982-83 (8-20, 2-14)

Coach: Tommy Suitts

N26	Texas Wesleyan	L	56-44	Houston
N29	Louisiana Tech	L	63-62	Houston
D2	Tulane	W	32-30	Houston
D4	Johns Hopkins	W	84-39	Houston
D7	Texas Southern	W	86-66	Houston
D16	St. Mary's (Texas)	W	64-54	Houston
D18	Southwestern (Texas)	W	59-41	Houston
D20	Lamar	L	56-49	Beaumont
D28	Dayton ¹	L	68-55	Dayton
D29	Dartmouth ¹	W	47-46	Dayton
J5	Baylor	L	74-54	Waco
J8	Texas A&M	L	76-63	College Station
J10	SMU	L	57-52	Houston
J15	TCU	L	57-48	Houston
J19	Texas	L	47-45	Austin
J22	Texas Tech	L	54-50 ot	Lubbock
J26	#9 Houston	L	76-40	Autry Court
F2	#9 Arkansas	L	70-43	Fayetteville
F5	Baylor	W	65-48	Houston
F9	Texas A&M	L	51-45	Houston
F12	SMU	L	64-57	Dallas
F16	TCU	L	72-50	Fort Worth
F19	Texas	W	71-56	Houston
F23	Texas Tech	L	69-67 ot	Houston
F26	#2 Houston	L	86-52	Hofheinz Pav.

M3	UT-San Antonio	L	58-51	San Antonio
M5	#5 Arkansas	L	82-55	Houston
M7	TCU ²	L	74-49	Fort Worth

¹Dayton Invitational, Dayton, Ohio

²SWC Playoff, Fort Worth

1983-84 (13-17, 6-10)

Coach: Tommy Suitts

N26	Concordia Lutheran	W	75-70	Houston
N29	Tulane	L	69-56	New Orleans
D1	UT-San Antonio	L	72-56	Houston
D3	Louisiana Tech	L	77-69	Houston
D10	Texas Southern	W	70-59	Houston
D12	Austin College	W	86-46	Houston
D21	St. Mary's (Texas)	W	66-53	Houston
D29	UT-Chattanooga ¹	L	87-61	Chattanooga
D30	Mississippi ¹	L	70-60	Chattanooga
J4	Texas A&M	L	52-47	Houston
J7	SMU	L	71-60	Dallas
J11	TCU	W	43-42	Fort Worth
J14	Texas	W	63-49	Houston
J18	Texas Tech	L	76-68	Houston
J20	#4 Houston	L	72-42	Hofheinz Pav.
J23	Notre Dame	L	50-35	South Bend
J27	#16 Arkansas	W	65-62	Houston
F1	Baylor	L	64-52	Waco
F4	Texas A&M	W	43-42	College Station

F8	SMU	L	58-54	Houston
F11	TCU	W	56-37	Houston
F15	Texas	L	61-57	Austin
F18	Texas Tech	L	74-71	Lubbock
F22	#3 Houston	L	70-54	Autry Court
F27	Prairie View A&M	W	64-44	Houston
F29	#12 Arkansas	L	79-54	Fayetteville
M3	Baylor	W	56-41	Houston
M6	TCU ²	W	64-52	Houston
M9	Texas Tech ³	W	53-48	The Summit
M10	#5 Houston ³	L	53-50	The Summit

¹Krystal Classic, Chattanooga, Tenn.

²SWC Playoff, Autry Court

³SWC Post-Season Classic IX, The Summit, Houston

1984-85 (11-16, 3-13)

Coach: Tommy Suitts

N24	Austin College	W	93-56	Houston
N30	Seton Hall ¹	L	69-66	Worcester
D1	Holy Cross ¹	W	62-60	Worcester
D3	Louisiana Tech	L	75-63	Ruston
D8	Tulane	W	58-55	Houston
D10	UT-San Antonio	L	80-65	San Antonio
D19	Arkansas-Monticello	W	63-39	Houston
D21	Lamar	W	62-55	Houston
D29	Seastern Louisiana	W	64-61	Houston
J2	#7 SMU	L	66-57	Houston

J5	TCU	W	63-62	Houston
J7	Notre Dame	W	73-70	Houston
J9	Texas	L	65-53	Houston
J13	Texas Tech	L	78-54	Lubbock
J16	Houston	L	77-73	Autry Court
J23	Arkansas	L	67-56	Fayetteville
J26	Baylor	L	65-56	Houston
J30	Texas A&M	L	64-52	Houston
F3	#4 SMU	L	68-52	Dallas
F6	TCU	W	62-61	Fort Worth
F10	Texas	L	66-65	Austin
F13	Texas Tech	L	61-60	Houston
F17	Houston	L	96-91	Hofheinz Pav.
F20	Tarleton State	W	82-44	Houston
F24	Arkansas	W	71-68	Houston
F27	Baylor	L	97-78	Waco
M2	Texas A&M	L	79-62	College Station

¹Holy Cross Classic, Worcester, Mass.

1985-86 (9-19, 2-14)

Coach: Tommy Suits

N23	Southwestern (Texas)	W	90-54	Houston
N25	Tarleton State	W	83-49	Houston
N27	Montana	W	64-61	Houston
N30	Seastern Louisiana	L	80-75	Hammond
D2	Austin Peay	L	84-77	Clarksville
D9	Jackson State	W	56-55	Houston

D19	Mary Hardin-Baylor	W	90-50	Houston
D21	Northwestern State	W	58-53	Houston
D27	Iowa State ¹	L	94-60	Nashville
D28	Davidson ¹	L	70-47	Nashville
J2	TCU	L	66-64	Fort Worth
J4	Texas	L	57-46	Houston
J8	Texas Tech	L	51-50	Houston
J11	Houston	W	71-68	Hofheinz Pav.
J15	Sul Ross State	W	93-50	Houston
J18	Arkansas	L	58-50	Houston
J22	Baylor	L	53-49	Waco
J25	Texas A&M	L	68-55	College Station
J29	SMU	L	68-52	Houston
F1	TCU	L	69-48	Houston
F5	Texas	L	62-56	Austin
F8	Texas Tech	W	52-50	Lubbock
F12	Houston	L	71-69	Autry Court
F19	Arkansas	L	60-59	Fayetteville
F22	Baylor	L	57-44	Houston
F26	Texas A&M	L	70-62	Houston
M1	SMU	L	48-42	Dallas
M7	TCU ²	L	78-59	Dallas

¹Music City Invitational, Nashville, Tenn.

²SWC Post-Season Classic XI, Reunion Arena, Dallas

1986-87 (8-19, 2-14)

Coach: Tommy Suits

N28	Richmond ¹	L	73-66	Richmond
N29	Stanford ¹	L	77-52	Richmond
D1	Pacific	L	57-49	Houston
D5	UT-San Antonio ²	W	84-63	Houston
D6	Northwestern State ²	W	48-45	Houston
D9	Austin Peay State	L	73-70	Houston
D17	Louisiana College	W	77-67	Houston
D19	Seastern Louisiana	W	68-66	Houston
D23	San Diego	L	48-47	San Diego
D30	Southwestern (Texas)	W	98-55	Houston
J3	Texas	L	72-52	Austin
J7	Texas Tech	L	65-47	Lubbock
J10	Houston	L	71-36	Autry Court
J12	Trinity (Texas)	W	94-42	Houston
J14	Arkansas	L	62-54	Fayetteville
J18	Baylor	L	80-64	Houston
J21	Texas A&M	W	69-67	Houston
J24	SMU	L	63-43	Dallas
J28	#16 TCU	L	64-38	Fort Worth

Interim Coach: Greg Walcovich (1-7)

F1	Texas	L	70-69	Houston
F4	Texas Tech	L	79-63	Houston
F7	Houston	L	75-62	Hofheinz Pav.
F14	Arkansas	L	88-68	Houston
F18	Baylor	W	63-62	Waco

F21	Texas A&M	L	63-60	College Station
F25	SMU	L	95-79	Houston
F28	#15 TCU	L	85-69	Houston

¹Central Fidelity Classic, Richmond, Va.

²Rice Invitational, Autry Court

1987-88 (6-21, 3-13)

Coach: Scott Thompson

N27	San Diego	W	97-90 ot	Houston
N30	Missouri-Kansas City	W	62-60	Kansas City
D2	Mississippi State	L	72-68	Houston
D4	Akron ¹	L	72-67	Akron
D5	U.S. International ¹	L	82-81	Akron
D8	Southern	L	107-86	Houston
D21	#18 Georgetown	L	90-63	Washington, D.C.
D27	Nevada	L	86-73	Reno
D29	Montana	L	64-48	Missoula
J2	Wisconsin-Oshkosh	W	89-69	Houston
J6	Texas Tech	L	74-66	Lubbock
J10	Texas	W	77-75	Austin
J13	TCU	W	74-69	Houston
J16	SMU	L	72-60	Houston
J20	Texas A&M	L	75-70	College Station
J23	Baylor	L	84-68	Waco
J27	Arkansas	L	80-61	Houston
J30	Lamar	L	85-70	Beaumont
F3	Houston	L	84-67	Hofheinz Pav.

F7	Texas Tech	W	63-61	Houston
F10	Texas	L	68-66	Houston
F13	TCU	L	73-58	Fort Worth
F17	SMU	L	86-68	Dallas
F20	Texas A&M	L	67-55	Houston
F24	Baylor	L	72-57	Houston
F27	Arkansas	L	112-87	Fayetteville
M5	Houston	L	81-65	Autry Court

¹McDonald's-Zips Classic, Akron, Ohio

1988-89 (12-16, 6-10)

Coach: Scott Thompson

D25	Detroit	L	64-53	Detroit
N28	Mississippi State	L	63-61	Starkville
N30	Alcorn State	W	107-74	Houston
D2	Marquette ¹	L	76-60	Milwaukee
D3	Maine ¹	W	75-58	Milwaukee
D8	Southern	W	83-80	Houston
D10	Nevada	W	92-80	Houston
D22	Lamar	L	73-64	Houston
D28	Northern Illinois	W	92-81	DeKalb
D30	Indiana State	L	86-74	Terre Haute
J4	Houston	L	90-75	Hofheinz Pav.
J7	Texas Tech	W	79-74 ot	Houston
J11	Texas	L	66-65	Houston
J15	TCU	L	70-64	Fort Worth
J19	SMU	L	67-57	Dallas

J21	Texas A&M	W	79-77	Houston
J25	Baylor	L	68-61	Houston
J28	Arkansas	L	81-77	Fayetteville
F1	Eastern New Mexico	W	90-83	Houston
F5	Houston	W	67-66	Autry Court
F8	Texas Tech	L	77-61	Lubbock
F11	Texas	L	116-74	Austin
F15	TCU	W	70-67	Houston
F18	SMU	W	67-65	Houston
F22	Texas A&M	L	72-58	College Station
F25	Baylor	W	70-56	Waco
M1	Arkansas	L	83-73	Houston
M10	Arkansas ²	L	108-72	Dallas

¹First Bank Milwaukee Classic, Milwaukee, Wis.

²SWC Post-Season Classic XIV, Reunion Arena, Dallas

1989-90 (11-17, 5-11)

Coach: Scott Thompson

N24	Colorado	L	102-86	Boulder
N27	Tulane	W	91-64	Houston
N30	Indiana State	W	77-75 ot	Houston
D2	Duquesne	L	70-68	Pittsburgh
D4	Wisconsin-Platteville	W	64-60	Houston
D9	#3 Georgetown	L	81-60	Washington, D.C.
D21	Prairie View A&M	W	73-51	Houston
D28	Alabama State ¹	L	81-78	Birmingham
D29	New Hampshire ¹	W	57-52	Birmingham

J3	Detroit	L	77-75	Houston
J6	Houston	L	84-69	Autry Court
J10	Texas Tech	W	74-71	Lubbock
J13	Baylor	W	65-62	Waco
J17	TCU	W	66-64 ot	Houston
J20	SMU	W	58-55 ot	Houston
J24	Texas A&M	L	84-82	College Station
J27	Texas	L	97-84	Austin
J31	#3 Arkansas	L	70-66	Houston
F3	Missouri-Kansas City	W	87-80	Houston
F7	Houston	L	84-67	Hofheinz Pav.
F10	Texas Tech	W	75-56	Houston
F14	Baylor	L	74-69	Houston
F17	TCU	L	67-55	Fort Worth
F21	SMU	L	65-64	Dallas
F24	Texas A&M	L	103-95	Houston
F28	Texas	L	86-84	Houston
M3	#12 Arkansas	L	104-80	Fayetteville
M9	Houston ²	L	90-81	Dallas

¹UAB Classic, Birmingham, Ala.

²SWC Post-Season Classic XV, Reunion Arena, Dallas

1990-91 (16-14, 9-7)

Coach: Scott Thompson

N23	Tulane	L	76-74	New Orleans
N26	Colorado	W	77-68	Houston
D1	Samford	W	78-51	Houston
D4	Duquesne	W	95-83	Houston
D8	#6 Georgetown ¹	L	53-47	Houston
D20	Northern Illinois	L	76-66	Houston
D22	Texas State	W	78-69	San Marcos
D28	Austin Peay State ²	L	87-67	Nashville
D29	Vanderbilt ²	L	75-68	Nashville
J2	#2 Arkansas	L	86-62	Houston
J5	Northwestern State	W	64-56	Houston
J9	Houston	L	80-73	Hofheinz Pav.
J12	Texas	L	92-79	Houston
J16	Texas Tech	W	70-58	Houston
J19	TCU	L	78-68	Fort Worth
J23	SMU	L	77-73	Dallas
J26	Texas A&M	W	98-76	Houston
J30	Baylor	W	102-96	Houston
F2	#2 Arkansas	L	100-87	Fayetteville
F5	Texas Wesleyan	W	80-66	Houston
F10	Houston	W	79-69	Autry Court
F12	#24 Texas	L	65-64	Austin
F16	Texas Tech	W	75-72	Lubbock
F19	TCU	W	69-57	Houston
F23	SMU	W	71-62	Houston

F27	Texas A&M	W	72-55	College Station
M2	Baylor	W	72-70	Waco
M8	³ TCU	W	76-57	Dallas
M9	#5 Arkansas ³	L	109-80	Dallas
M14	Arkansas Stat ⁴	L	78-71	Jonesboro

¹Played at The Summit, Houston

²Music City Invitational, Nashville, Tenn.

³SWC Post-Season Classic XVI, Reunion Arena, Dallas

⁴54th National Invitation Tournament

1991-92 (20-11, 8-6)

Coach: Scott Thompson

N22	Pacific ¹	W	88-79	Palo Alto
N23	Stanford ¹	L	68-64	Palo Alto
N25	Arizona State ²	W	77-71	Lahaina
N26	Michigan State ²	L	75-67	Lahaina
N27	Chaminade ²	W	93-86	Lahaina
D2	Prairie View A&M	W	96-60	Prairie View
D4	Sam Houston State	W	78-51	Houston
D7	Texas State	W	93-63	Houston
D19	Grambling State	W	101-61	Houston
D21	#15 Michigan	L	87-70	Ann Arbor
D28	Monmouth	L	60-59	West Long Beach
D30	Fairfield	W	78-77 ot	Fairfield
J3	A&M-Kingsville	W	86-67	Houston
J6	Fordham	W	74-57	Houston
J9	Baylor	W	76-69 ot	Houston

J18	Houston	L	74-60	Houston
J22	Texas Tech	W	84-69	Lubbock
J25	Texas A&M	W	79-64	College Station
J28	TCU	L	76-50	Houston
F1	SMU	W	66-56	Houston
F4	Texas	L	88-87	Austin
F8	Baylor	W	72-65	Waco
F10	Samford	W	53-43	Birmingham
F15	Grambling State	W	81-49	Grambling
F18	Houston	L	86-83	Hofheinz Pav.
F22	Texas Tech	L	105-98	Houston
F26	Texas A&M	W	77-70	Houston
F29	TCU	L	64-59	Fort Worth
M2	SMU	W	58-53 ot	Dallas
M5	Texas	W	103-97	Houston
M13	Texas Tech ³	L	65-62	Dallas

¹Stanford/Apple Invitational, Palo Alto, Calif.

²Maui Invitational, Lahaina, Hawaii

³SWC Post-Season Classic XVII, Reunion Arena, Dallas

1992-93 (18-10, 11-3)

Coach: Willis Wilson

D1	#1 Michigan ¹	L	75-71	The Summit
D4	Murray State ²	W	89-78	Seattle
D5	Washington ²	W	68-60	Seattle
D17	Delaware ³	L	71-65	Tokyo
D18	Xavier (Ohio) ³	L	75-60	Tokyo

D30	Colorado State	L	79-75	Fort Collins
J2	Monmouth (N.J.)	W	78-57	Houston
J5	Texas	W	92-87	Austin
J7	Fairfield	W	83-72	Houston
J9	Mississippi	W	89-79	Oxford
J12	Texas A&M	W	66-65	College Station
J16	TCU	W	84-67	Houston
J20	Texas Tech	W	67-59	Houston
J23	Baylor	L	96-87	Waco
J27	Mississippi	W	72-67	Houston
J30	Texas	W	101-83	Houston
F2	Houston	W	65-61	Hofheinz Pav.
F6	SMU	L	78-77	Dallas
F13	TCU	W	68-50	Fort Worth
F17	Baylor	W	84-77	Houston
F20	Texas Tech	W	86-79	Lubbock
F24	Fordham	L	69-67	The Bronx
F27	SMU	W	90-67	Houston
M3	Houston	W	89-78 ot	Autry Court
M6	Texas A&M	L	82-76	Houston
M12	Texas ⁴	L	81-76	Dallas
M17	Wisconsin ⁵	W	77-73	Madison
M22	Boston College ⁵	L	101-68	Boston

¹Played at The Summit, Houston

(game later forfeited by Michigan)

²U.S. West Cellular Air Time Tournament, Seattle, Wash.

³NCAA Ball, Tokyo, Japan

⁴SWC Post-Season Classic XVIII, Reunion Arena, Dallas

⁵6th National Invitation Tournament

1993-94 (15-14, 6-8)

Coach: Willis Wilson

N18	#10 Minnesota ¹	L	70-61	Minneapolis
N28	Nevada	W	74-64	Houston
D1	Sam Houston State	W	83-64	Huntsville
D4	#12 Virginia	L	59-51	Charlottesville
D18	Colorado State	W	64-63	Houston
D20	Southern	W	84-75	Houston
D29	St. Bonaventure ²	W	71-58	Albuquerque
D30	New Mexico ²	L	90-75	Albuquerque
J3	Boise State	W	79-56	Houston
J5	Dayton	W	76-64	Dayton
J8	Montana	L	79-70	Houston
J11	SMU	W	71-61	Houston
J16	Texas A&M	L	67-64	Houston
J19	TCU	W	102-76	Fort Worth
J22	Oral Roberts	W	85-68	Tulsa
J26	Baylor	W	96-88 ot	Houston
J29	Texas Tech	L	91-72	Lubbock
F1	Texas	L	85-70	Austin
F5	Houston	L	69-67	Autry Court
F8	Centenary	L	79-74	Shreveport
F13	SMU	W	65-63	Dallas
F16	TCU	W	84-65	Houston

F19	Texas A&M	L	75-61	College Station
F23	Baylor	W	93-91	Waco
F26	Texas Tech	L	76-62	Houston
M2	Texas	L	78-70	Houston
M5	Houston	L	78-76	Hofheinz Pav.
M10	Baylor ³	W	85-82	Dallas
M11	Texas ³	L	101-89	Dallas

¹Preseason National Invitation Tournament

²Intercable Lobo Invitational, Albuquerque, N.M.

³1994 Dr. Pepper SWC Classic, Reunion Arena, Dallas

1994-95 (15-13, 8-6)

Coach: Willis Wilson

N26	Nevada	L	71-68	Reno
N28	Centenary	W	82-56	Houston
D1	Sam Houston State	W	64-50	Houston
D5	Houston Baptist	W	72-65	Houston
D10	#20 Virginia ¹	L	67-50	The Summit
D22	#7 Kansas	L	71-57	Lawrence
D28	Holy Cross	L	75-74	Houston
D30	Kent	W	70-57	Houston
J5	Montana	L	90-81 2ot	Missoula
J7	Boise State	L	87-74	Boise
J11	Houston	W	87-76	Hofheinz Pav.
J14	SMU	W	85-71	Dallas
J17	Texas A&M ¹	W	66-62	The Summit
J22	TCU	L	102-93	Houston

J25	Southern	W	80-71	Baton Rouge
J28	Baylor	W	90-79	Waco
F1	Texas Tech ¹	L	66-63	The Summit
F4	Texas	L	88-56	Austin
F8	Houston	L	73-67	Autry Court
F11	SMU	W	63-55	Houston
F15	Texas A&M	W	75-69	College Station
F19	TCU	W	74-73	Fort Worth
F22	Oral Roberts	W	83-72	Houston
F26	Texas Tech	L	73-63	Lubbock
M1	Baylor ¹	W	80-68	The Summit
M5	Texas ¹	L	108-74	The Summit
M9	Texas A&M ²	W	84-75	Dallas
M10	Texas ²	L	78-75	Dallas

¹Played at The Summit, Houston

²1995 Dr. Pepper SWC Classic, Reunion Arena, Dallas

1995-96 (14-14, 5-9)

Coach: Willis Wilson

N24	Yale ¹	W	80-58	Palo Alto
N25	#18 Stanford ¹	L	75-64	Palo Alto
D2	Kent	L	86-76	Kent
D7	#1 Kansas	L	83-63	Houston
D9	Vanderbilt	W	78-77	Nashville
D21	Dartmouth	W	62-54	Houston
D23	St. Bonaventure	W	62-49	Houston
D29	Idaho State ²	W	73-56	East Lansing

D30	Central Michigan ²	W	65-57	East Lansing
J4	Navy	L	64-56	Annapolis
J6	Texas	W	80-69	Austin
J13	Houston	L	76-74	Autry Court
J17	SMU	W	69-51	Houston
J20	Texas A&M	L	78-56	College Station
J22	TCU	L	80-71	Fort Worth
J29	Southern	W	78-70	Houston
J31	Baylor	W	79-64	Houston
F3	#15 Texas Tech	L	79-57	Houston
F7	Texas	L	79-64	Houston
F10	Houston	L	63-59	Hofheinz Pav.
F14	SMU	W	71-70	Dallas
F17	Texas A&M	W	60-55	Houston
F21	TCU	L	70-67	Houston
F28	Baylor	L	101-88	Waco
M2	#9 Texas Tech	L	84-70	Lubbock
M7	TCU ³	W	78-67	Dallas
M8	#7 Texas Tech ³	L	68-53	Dallas

¹Stanford/Fry's Invitational, Palo Alto, Calif.

²Oldsmobile Spartan Classic, East Lansing, Mich.

³1996 Dr. Pepper SWC Classic, Reunion Arena, Dallas

1996-97 (12-15, 6-10)

Coach: Willis Wilson

N22	Houston Baptist	W	92-68	Houston
N26	Colorado Mines	W	79-52	Houston
N29	Florida State	L	79-54	Tallahassee
D3	St. Bonaventure	L	58-53	St. Bonaventure
D6	Princeton ¹	L	59-54	Milwaukee
D7	Prairie View A&M ¹	W	82-53	Milwaukee
D22	North Texas	L	64-62 ot	Denton
D28	Southern	W	78-58	Baton Rouge
D30	Navy	W	69-52	Houston
J4	Pennsylvania	W	70-63	Houston
J6	Fresno State	L	79-76	Houston
J13	Tulsa	L	65-33	Tulsa
J16	UTEP	W	74-60	Houston
J18	#12 New Mexico	L	69-61	Houston
J23	BYU	W	62-59	Provo
J25	#5 Utah	L	78-58	Salt Lake City
J30	TCU	W	82-80	Houston
F1	SMU	W	62-58	Houston
F6	#22 Tulsa	W	75-58	Houston
F8	Fresno State	L	82-54	Fresno
F13	#13 New Mexico	L	81-64	Albuquerque
F15	UTEP	L	83-78	El Paso
F22	BYU	W	68-44	Houston
F24	#4 Utah	L	75-66	Houston
F27	SMU	L	59-53	Dallas

M1	TCU	L	85-79	Fort Worth
M4	UNLV ²	L	71-61	Las Vegas

¹First Bank Classic, Milwaukee, Wis.

²WAC Tournament, Las Vegas, Nev.

1997-98 (6-22, 3-11)

Coach: Willis Wilson

N14	Florida State	L	65-53	Houston
N17	#2 Kansas	L	88-61	Lawrence
N22	Pennsylvania	L	78-73	Philadelphia
N25	Missouri-Rolla	W	79-57	Houston
N28	Evansville ¹	W	59-54	Caguas
N29	West Virginia ¹	L	78-61	Caguas
N30	South Florida ¹	L	49-46	Caguas
D5	#10 Iowa ²	L	81-52	Iowa City
D6	Mount St. Mary's ²	L	58-55	Iowa City
D10	Nicholls State	L	72-64	Houston
D21	Centenary	L	58-52	Houston
D29	Stetson	W	75-55	Houston
J3	#4 Utah	L	73-65	Salt Lake City
J11	Tulsa	W	76-63	Houston
J15	San Jose State	W	61-50	San Jose
J17	Fresno State	L	93-65	Fresno
J22	#24 Hawaii	L	65-63	Houston
J24	San Diego State	L	62-51	Houston
J29	TCU	L	97-67	Fort Worth
J31	SMU	L	91-67	Dallas

F5	Tulsa	L	75-62	Tulsa
F7	#5 Utah	L	60-49	Houston
F12	Fresno State	L	82-80	Houston
F14	San Jose State	W	72-59	Houston
F19	Hawaii	L	69-50	Honolulu
F21	San Diego State	L	75-66	San Diego
F26	SMU	L	69-67	Houston
F28	#15 TCU	L	86-73	Houston

¹San Juan Thanksgiving Shootout, Caguas, P.R.

²Super Chevy Shootout, Iowa City, Iowa

1998-99 (18-10, 8-6)

Coach: Willis Wilson

N13	UT-Pan American	W	80-40	Houston
N16	Navy	L	78-61	Annapolis
N21	Houston	W	69-64	Autry Court
N23	Missouri-Rolla	W	69-59	Houston
D1	Stephen F. Austin	W	82-68	Houston
D4	Weber State ¹	L	72-66 ot	San Francisco
D5	Holy Cross ¹	W	83-49	San Francisco
D9	Louisiana College	W	83-51	Houston
D20	Southern	W	73-50	Houston
D22	St. Mary's ²	W	81-70 ot	Ames
D23	Iowa State ²	L	50-45	Ames
J2	Portland	W	73-52	Houston
J7	Wyoming	W	77-52	Houston
J9	Colorado State	W	63-60	Houston

J14	UNLV	L	78-72	Las Vegas
J16	Air Force	W	71-69	Colo Springs
J23	Tulsa	L	65-50	Houston
J28	SMU	W	84-79 ot	Houston
J30	#24 TCU	W	76-69	Houston
F4	Colorado State	L	64-55	Fort Collins
F6	Wyoming	L	70-63	Laramie
F11	Air Force	W	88-64	Houston
F13	UNLV	W	59-55	Houston
F20	Tulsa	L	77-47	Tulsa
F25	TCU	L	63-62	Fort Worth
F27	SMU	W	66-57	Dallas
M2	San Jose State ³	W	64-61	Las Vegas
M4	#25 New Mexico ³	L	51-49	Las Vegas

¹Northwestern Mutual Classic, San Francisco

²The Tribune Holiday Classic, Ames, Iowa

³WAC Tournament, Las Vegas, Nev.

1999-2000 (5-22, 1-13)

Coach: Willis Wilson

N19	Navy	W	70-64 ot	Houston
N22	Loyola (La.)	W	65-38	Houston
N27	Portland	L	69-55	Portland
D2	Northwestern State	W	52-49	Houston
D7	Stephen F. Austin	L	77-71	Nacogdoches
D7	Houston	L	84-71 ot	Hofheinz Pav.
D11	Texas A&M ¹	L	56-53	Compaq Center

D20	Rockhurst	W	51-43	Houston
D22	Lamar	L	51-40	Houston
D28	Duquesne	L	72-57	Pittsburgh
J3	UT-Pan American	L	72-62	Edinburg
J8	SMU	L	80-71	Dallas
J16	#19 Tulsa	L	67-49	Houston
J20	Hawaii	L	68-65	Houston
J22	San Jose State	L	58-56	Houston
J27	Fresno State	L	86-53	Fresno
J29	UTEP	L	92-70	El Paso
F3	TCU	L	83-70	Houston
F7	SMU	L	65-50	Houston
F9	Northwestern	L	61-47	Evanston
F14	#13 Tulsa	L	75-33	Tulsa
F17	San Jose State	L	52-48 ot	San Jose
F19	Hawaii	L	90-63	Honolulu
F24	UTEP	W	62-59	Houston
F26	Fresno State	L	69-57	Houston
M3	TCU	L	85-62	Fort Worth
M9	#14 Tulsa ²	L	71-51	Fresno

¹Played at Compaq Center, Houston

²WAC Tournament, Fresno, Calif.

2000-01 (14-16, 5-11)**Coach: Willis Wilson**

N18	Navy	W	69-51	Annapolis
N21	Houston	W	65-45	Autry Court
N24	B'ham-Southern	W	60-49	Houston
N28	Stephen F. Austin	W	82-57	Houston
D2	Lamar	W	60-53	Beaumont
D4	Middle Tennessee	L	75-73 ot	Houston
D9	BYU ¹	L	59-49	Compaq Center
D20	Portland State	W	74-62	Houston
D28	Baylor	L	73-57	Waco
D30	Duquesne	W	81-68	Houston
J4	Fresno State	L	69-58	Houston
J6	Nevada	W	74-63	Houston
J10	UT-Pan American	W	75-71	Houston
J13	Siena	L	76-52	Albany
J18	SMU	L	72-54	Dallas
J20	TCU	W	73-66	Fort Worth
J25	Hawaii	W	70-64	Houston
J27	San Jose State	L	54-44	Houston
F1	UTEP	L	85-69	El Paso
F5	SMU	L	66-56	Houston
F8	Tulsa	L	79-55	Tulsa
F10	TCU	W	76-72	Houston
F15	San Jose State	L	57-53	San Jose
F17	Hawaii	L	61-53	Honolulu
F22	Tulsa	W	59-56	Houston

F24	UTEP	L	59-52	Houston
M1	Fresno State	L	79-74	Fresno
M3	Nevada	L	70-57	Reno
M6	Nevada ²	W	60-44	Tulsa
M8	#25 Fresno State ²	L	60-52	Tulsa

¹Toys for Tots Basketball Challenge

Compaq Center, Houston

²WAC Tournament, Tulsa, Okla.**2001-02 (10-19, 5-13)****Coach: Willis Wilson**

N16	Navy	W	75-72	Houston
N20	Lamar	W	91-62	Houston
N22	Colorado	L	108-80	Boulder
N27	Stephen F. Austin	L	90-86 ot	Nacogdoches
N29	Houston	L	62-61	Hofheinz Pav.
D1	Baylor	W	75-60	Houston
D4	Middle Tennessee	L	65-52	Murfreesboro
D21	Centenary	W	66-57	Houston
D27	UT-Pan American	L	81-64	Houston
D29	Siena	W	71-60	Houston
J3	Fresno State	L	87-61	Fresno
J5	Nevada	L	91-70	Reno
J10	Boise State	L	62-59	Houston
J12	UTEP	W	73-59	Houston
J17	SMU	L	76-49	Dallas
J19	Louisiana Tech	L	57-43	Ruston

J24	Hawaii	L	88-79	Houston
J26	San Jose State	W	70-58	Houston
J28	Tulsa	L	79-60	Tulsa
J31	Nevada	L	64-56	Houston
F2	Fresno State	W	76-63	Houston
F7	UTEP	W	75-68	El Paso
F9	Boise State	L	78-62	Boise
F14	Louisiana Tech	L	72-61	Houston
F16	SMU	L	63-61	Houston
F21	San Jose State	W	62-46	San Jose
F23	Hawaii	L	79-50	Honolulu
F28	Tulsa	L	67-62	Houston
M5	San Jose State ¹	L	58-57	Tulsa

¹WAC Tournament, Tulsa, Okla.**2002-03 (19-10, 11-7)****Coach: Willis Wilson**

N22	Tulane	W	72-58	Houston
N24	Stanford	L	79-62	Palo Alto
N27	Houston	W	71-53	Autry Court
N30	BYU	L	95-56	Houston
D7	Lamar	W	62-45	Houston
D18	St. Edward's	W	106-48	Houston
D21	Colorado	W	80-61	Houston
D23	Navy	W	82-60	Annapolis
D30	Louisiana College	W	86-69	Houston
J2	Nevada	W	79-75	Houston

J4	Fresno State	L	71-70	Fresno
J8	UT-Pan American	W	85-79	Edinburg
J11	Tulsa	L	94-77	Houston
J16	Boise State	W	74-65	Boise
J18	UTEP	W	91-63	El Paso
J23	SMU	L	89-83	Houston
J25	Louisiana Tech	W	93-92	Houston
J30	Hawaii	L	85-70	Honolulu
F1	San Jose State	W	71-66 ot	San Jose
F8	Tulsa	L	79-56	Tulsa
F13	UTEP	W	72-66	Houston
F15	Boise State	W	72-62	Houston
F20	Louisiana Tech	W	65-63	Ruston
F22	SMU	L	73-63	Houston
F27	San Jose State	W	65-52	Houston
M1	Hawaii	W	75-58	Houston
M5	Nevada	L	86-68	Reno
M8	Fresno State	W	92-71	Houston
M13	Hawaii ¹	L	62-61 ot	Tulsa

¹WAC Tournament, Tulsa, Okla.

2003-04 (22-11, 12-6)

Coach: Willis Wilson

N21	Idaho State ¹	W	76-46	Fairbanks
N22	St. Mary's (Calif.) ¹	W	69-55	Fairbanks
N23	Washington State ¹	W	64-49	Fairbanks
N30	#20 Stanford	L	60-56	Houston
D3	Houston	W	62-52	Hofheinz Pav.
D6	Tulane	L	73-67	New Orleans
D18	Lamar	W	84-78	Beaumont
D20	UT-Pan American	W	69-58	Houston
D22	Navy	W	81-55	Houston
D30	Dallas	W	102-79	Houston
J2	#1 Connecticut	L	92-83	Houston
J5	Louisiana Tech	W	89-77	Ruston
J8	Boise State	W	81-61	Houston
J10	UTEP	W	84-68	Houston
J17	Tulsa	L	74-68	Tulsa
J20	SMU	W	80-40	Houston
J22	Fresno State	W	65-63	Fresno
J24	Nevada	L	101-76	Reno
J28	Hawaii	W	76-73	Houston
J31	San Jose State	W	82-49	Houston
F5	UTEP	L	105-62	El Paso
F7	Boise State	L	80-69	Boise
F14	Tulsa	W	111-103 2ot	Houston
F18	Nevada	W	87-75	Houston
F21	Louisiana-Lafayette	W	81-76	Houston

F23	Fresno State	W	63-60	Houston
F27	San Jose State	W	61-55	San Jose
F29	Hawaii	L	91-77	Honolulu
M4	Louisiana Tech	L	70-58	Houston
M6	SMU	W	71-66	Dallas
M11	Hawaii ²	W	70-68	Fresno
M12	Nevada ²	L	67-59	Fresno
M17	Wisc.-Milwaukee ³	L	91-63	Milwaukee

¹BP Top of the World Classic, Fairbanks, Alaska

²WAC Tournament, Fresno, Calif.

³67th National Invitational Tournament

2004-05 (19-12, 12-6)

Coach: Willis Wilson

N20	Mobile	W	77-56	Houston
N23	Middle Tennessee	W	67-62	Houston
N27	Louisiana-Lafayette	W	75-61	Lafayette
N30	Houston	W	74-73	Autry Court
D6	Grambling State	W	113-54	Houston
D16	Lamar	W	81-75	Houston
D19	#11 Connecticut	L	81-72	Hartford
D22	Syracuse	L	88-72	Syracuse
D30	SMU	W	66-64 ot	Houston
J1	Louisiana Tech	W	78-57	Houston
J6	UTEP	L	96-67	El Paso
J8	Boise State	W	87-75	Boise
J15	Tulsa	W	82-70	Houston

J20	Fresno State	W	83-68	Houston
J22	Nevada	L	62-59	Houston
J27	Hawaii	L	75-72 ot	Honolulu
J29	San Jose State	L	90-85	San Jose
F3	Boise State	W	68-52	Houston
F5	UTEP	L	73-72	Houston
F8	Rockhurst	W	82-63	Houston
F12	Tulsa	W	71-64 ot	Tulsa
F16	Nevada	L	73-58	Reno
F19	Murray State	L	69-63	Houston
F21	Fresno State	W	76-68	Fresno
F25	San Jose State	W	56-50	Houston
F27	Hawaii	W	80-61	Houston
M3	Louisiana Tech	W	78-64	Ruston
M5	SMU	W	80-75 2ot	Dallas
M10	SMU ¹	W	63-47	Reno
M11	UTEP ¹	L	85-77	Reno
M16	Missouri State ²	L	105-82	Springfield

¹WAC Tournament, Reno, Nev.

²68th National Invitational Tournament

2005-06 (12-16, 6-8)

Coach: Willis Wilson

N18	Marquette ¹	L	82-65	Milwaukee
N19	IUPUI ¹	L	58-56	Milwaukee
N22	N.M. Highlands	W	87-75	Houston
N26	Oregon	L	84-60	Eugene

N29	Prairie View A&M	W	67-58	Houston
D3	Utah	W	96-94 3ot	Houston
D5	#2 Texas ²	L	85-58	Toyota Center
D15	Palm Beach Atlantic	W	93-54	Houston
D17	Arkansas	L	80-61	Fayetteville
D21	Texas Southern	W	81-65	Houston
D30	Murray State	L	83-65	Murray
J2	Yale	L	70-67	Houston
J5	Princeton	W	52-41	Houston
J11	Houston	W	71-62	Autry Court
J14	Tulane	W	60-57	New Orleans
J18	UAB	L	75-68	Houston
J21	SMU	L	80-69 ot	Dallas
J25	Southern Miss	W	67-61	Hattiesburg
J28	Tulane	L	70-53	Houston
F4	#3 Memphis	L	84-79	Houston
F8	Marshall	W	78-75 ot	Huntington
F11	Tulsa	L	80-73	Tulsa
F15	East Carolina	W	62-54	Houston
F18	UTEP	L	58-47	El Paso
F25	UCF	L	77-64	Orlando
M1	Houston	L	74-71	Hofheinz Pav.
M4	SMU	W	68-66	Houston
M8	SMU ³	L	61-59	Memphis

¹Pepsi Blue & Gold Classic, Milwaukee, Wis.

²Toyota Center, Houston

³Conference USA Tournament, Memphis, Tenn.

2006-07 (16-16, 8-8)**Coach: Willis Wilson**

N11	Paul Quinn College	W	118-66	Houston
N14	Gonzaga ¹	L	88-50	Spokane
N15	Colorado State ¹	W	70-61	Spokane
N18	North Texas	L	71-69	Houston
N20	Oregon	L	79-73	Houston
N25	Utah	L	80-64	Salt Lake City
D2	UT-Permian Basin	W	80-46	Houston
D6	Lamar	W	83-71	Houston
D20	Prairie View A&M	W	82-65	Houston
D28	Belmont ²	L	87-85	Moraga
D29	Western Carolina ²	W	67-62	Moraga
J2	Vanderbilt	L	74-69	Houston
J6	Princeton	L	51-28	Princeton
J10	Tulane	W	75-70 ot	Houston
J13	East Carolina	W	64-47	Greenville
J17	Houston	W	76-71	Autry Court
J20	UCF	L	72-67	Orlando
J24	UTEP	W	73-67	Houston
J27	Tulane	L	75-55	New Orleans
J31	Houston	L	70-63	Hofheinz Pav.
F3	East Carolina	W	83-74	Autry Court
F7	Southern Miss	W	70-55	Houston
F10	SMU	W	63-60	Dallas
F14	UAB	L	84-73	Birmingham
F17	UCF	L	74-63	Houston

F22	#7 Memphis	L	99-63	Memphis
F24	SMU	W	75-66	Houston
F28	Marshall	L	69-65	Huntington
M3	Tulsa	L	73-65	Houston
M7	UTEP ³	W	77-74	Memphis
M8	UCF ³	W	53-51	Memphis
M9	Houston ³	L	77-62	Memphis

¹NIT Season Tip-Off, Spokane, Wash.²Saint Mary's College Classic, Moraga, Calif.³Conference USA Tournament, Memphis, Tenn.**2007-08 (3-27, 0-16)****Coach: Willis Wilson**

N13	TCU	L	76-49	Fort Worth
N17	Duquesne ¹	L	86-59	Merrell Center
N20	Richmond ²	L	61-55	Reliant Arena
N27	UALR ²	L	59-52	Reliant Arena
N30	Eastern Illinois ³	W	55-49	Iowa City
D1	Louisiana-Monroe ³	L	80-67	Iowa City
D5	Texas State	W	88-81	San Marcos
D8	#4 Texas ⁴	L	80-54	Toyota Center
D22	Lamar	L	66-49	Beaumont
D29	TCU ¹	W	70-65	Merrell Center
D31	#12 Texas A&M	L	68-41	College Station
J3	#15 Vanderbilt	L	76-58	Nashville
J5	Oklahoma	L	61-49	Norman
J9	Marshall ²	L	66-47	Reliant Arena

J12	UTEP	L	71-43	El Paso
J16	#2 Memphis ²	L	77-50	Reliant Arena
J19	Tulane	L	61-56	New Orleans
J23	Houston ²	L	69-60	Reliant Arena
J26	Southern Miss	L	71-53	Hattiesburg
F2	Tulane ¹	L	84-77	Merrell Center
F6	East Carolina	L	64-45	Greenville
F9	SMU	L	68-53	Dallas
F13	UAB ²	L	69-60	Reliant Arena
F16	UCF ²	L	60-53	Reliant Arena
F20	Tulsa	L	68-37	Tulsa
F23	Houston	L	71-62	Hofheinz Pav.
M1	UCF	L	68-60	Orlando
M5	East Carolina ¹	L	75-68	Merrell Center
M8	SMU ¹	L	61-58	Merrell Center
M12	Southern Miss ⁵	L	59-50	Memphis

¹Leonard E. Merrell Center, Katy²Reliant Arena, Houston³Hawkeye Challenge, Iowa City, Iowa⁴Toyota Center, Houston⁵Conference USA Tournament, Memphis, Tenn.**2008-09 (10-22, 4-12)****Coach: Ben Braun**

N15	Portland State	L	78-74	Houston
N20	Cal Poly ¹	W	81-76	Provo
N21	BYU ¹	L	83-52	Provo
N22	North Florida ¹	W	68-46	Provo
N25	Lamar	L	61-53	Houston
N30	#6 Texas	L	77-56	Austin
D4	UTSA	L	78-75	Houston
D6	Texas State	W	100-94	Houston
D17	Harvard	W	67-63	Houston
D20	Duquesne	L	80-64	Pittsburgh
D22	#4 Oklahoma	L	70-58	Houston
D28	UALR	W	79-72	Little Rock
D31	Texas A&M	L	72-60	Houston
J3	Richmond	L	74-43	Richmond
J10	Tulane	L	65-54	New Orleans
J14	SMU	W	69-57	Houston
J17	UCF	L	77-52	Houston
J21	#22 Memphis	L	80-52	Memphis
J24	UAB	L	78-40	Birmingham
J28	Tulane	L	61-59	Houston
J31	East Carolina	W	76-70	Houston
F7	Houston	L	72-65	Hofheinz Pav.
F11	Southern Miss	W	88-72	Houston
F14	East Carolina	L	91-88 ot	Greenville
F18	UTEP	L	67-58	Houston

F21	SMU	L	69-66	Dallas
F25	UCF	W	69-66	Orlando
F28	Houston	L	56-51	Tudor Fieldhouse
M4	Marshall	L	76-62	Huntingdon
M7	Tulsa	L	60-50	Houston
M11	Marshall ²	W	60-59	Memphis
M12	Tulsa ²	L	73-51	Memphis

¹Basketball Travelers Invitational, Provo Utah

²Conference USA Tournament, Memphis, Tenn.

2009-10 (8-23, 1-15)

Coach: Ben Braun

N13	Sacramento State ¹	W	81-51	Houston
N14	South Alabama ¹	W	71-69	Houston
N15	Houston Baptist ¹	W	60-46	Houston
N19	at Arizona	L	66-49	Tucson
N24	Furman	W	77-65	Houston
N29	#3 Texas	L	77-59	Houston
D2	at Harvard	L	85-64	Cambridge
D5	North Texas	L	64-62	Houston
D16	Santa Clara	L	70-57	Houston
D19	at LSU	L	65-61	Baton Rouge
D23	at Lamar	L	77-61	Beaumont
D29	McNeese State	W	75-62	Houston
J2	at TCU	L	70-58	Fort Worth
J6	Houston	L	83-66	Tudor Fieldhouse
J9	at UCF	L	77-58	Orlando

J13	at Tulane	L	72-58	New Orleans
J16	Memphis	L	80-68	Houston
J20	SMU	L	73-65	Houston
J23	at Tulsa	L	62-58	Tulsa
J30	at East Carolina	W	69-58	Greenville
F3	Tulane	L	79-74 ot	Houston
F6	UAB	L	76-65	Houston
F8	Texas A&M-Int'l	W	73-66	Houston
F13	at Southern Miss	L	66-50	Hattiesburg
F17	at SMU	L	67-57	Dallas
F20	East Carolina	L	76-65	Houston
F24	Marshall	L	77-54	Houston
F27	#25 at UTEP	L	78-64	El Paso
M3	at Houston	L	78-70	Hofheinz Pav.
M6	UCF	L	66-59	Houston
M10	vs. Tulsa ²	L	73-62	Tulsa

¹Basketball Travelers Invitational, Provo Utah

²Conference USA Tournament, Tulsa, Okla.

AP ranking at time of game indicated to left of opponent.

Year	Coach	Overall			Conference						
		W	L	Pct.	W	L	Pct.				
1914-15	Robert Cummings	8	1	.887	5	1	.833				
1915-16	Robert Cummings	12	5	.706	5	3	.625				
1916-17	Robert Cummings	10	5	.667							
Cummings' Career Record (3 Years)		30	11	.732	10	4	.714				
1917-18	Wilbur Tisdale	10	4	.714	7	3	.700				
1918-19	Wilbur Tisdale	4	10	.286	2	8	.200				
Tisdale's Career Record (2 Years)		14	14	.500	9	11	.450				
1919-20	Leslie Mann	6	6	.500	2	5	.286				
Mann's Career Record (1 Year)		6	6	.500	2	5	.286				
1920-21	Pete Cawthon	5	10	.333	4	9	.308				
Cawthon's Career Record (1 Year)		5	10	.333	4	9	.308				
1921-22	Howard F. Yerges	2	12	.143	1	1	.500				
Yerges' Career Record (1 Year)		2	12	.143	1	1	.500				
1922-23	Phil Arbuckle	10	9	.526	7	8	.467				
Arbuckle's Career Record (1 Year)		10	9	.526	7	8	.467				
1923-24	Franklyn Ashcraft	3	17	.150							
1924-25	John P. Nicholson	2	12	.143							
Nicholson's Career Record (1 Year)		2	12	.143							
1925-26	Franklyn Ashcraft	1	13	.071							
1926-27	Franklyn Ashcraft	0	9	.000							
Ashcraft's Career Record (3 Years)		4	39	.093							
1927-28	Russell Daugherty	3	9	.250							
1928-29	Russell Daugherty	2	10	.167							
1929-30	Russell Daugherty	7	9	.438				4	8	.333	
1930-31	Russell Daugherty	8	9	.471				4	8	.333	
1931-32	Russell Daugherty	5	9	.357				4	8	.333	
Daugherty's Career Record (5 Years)		25	46	.352				12	24	.333	
1932-33	Jimmy Kitts	8	9	.471				2	10	.167	
1933-34	Jimmy Kitts	6	6	.500				6	6	.500	
1934-35	Jimmy Kitts	20	3	.870				9	3	.750	
1935-36	Jimmy Kitts	12	10	.545				8	4	.667	
1936-37	Jimmy Kitts	6	10	.375				7	5	.583	
1937-38	Jimmy Kitts	6	17	.261				2	10	.167	
Kitts' Career Record (6 Years)		58	55	.513				34	38	.472	
1938-39	Buster Brannon	10	11	.476				6	6	.500	
1939-40	Buster Brannon	25	4	.862				10	2	.833	
1940-41	Buster Brannon	18	6	.750				8	4	.667	
1941-42	Buster Brannon	22	5	.815				10	2	.833	
1942-43	Joe Davis	17	9	.654				9	3	.750	
1943-44	Joe Davis	15	5	.750				11	1	.917	
1944-45	Joe Davis	20	1	.952				12	0	1.000	

1945-46	Buster Brannon	10	11	.476	5	7	.417
Brannon's Career Record (5 Years)		85	37	.743	39	21	.650
1946-47	Joe Davis	8	16	.333	3	9	.250
1947-48	Joe Davis	10	14	.417	6	6	.500
1948-49	Joe Davis	13	11	.542	9	3	.750
Davis' Career Record (6 Years)		83	56	.597	50	22	.694
1949-50	Don Suman	8	15	.348	2	10	.167
1950-51	Don Suman	8	15	.348	2	10	.167
1951-52	Don Suman	9	15	.375	4	8	.333
1952-53	Don Suman	16	6	.727	8	4	.667
1953-54	Don Suman	23	5	.821	9	3	.750
1954-55	Don Suman	10	13	.434	6	6	.500
1955-56	Don Suman	19	5	.791	8	4	.667
1956-57	Don Suman	16	8	.667	8	4	.667
1957-58	Don Suman	13	11	.542	7	7	.500
1958-59	Don Suman	11	13	.458	5	9	.357
Suman's Career Record (10 Years)		133	106	.556	59	65	.476
		Overall			Conference		
Year	Coach	W	L	Pct.	W	L	Pct.
1959-60	John Frankie	4	20	.167	1	13	.071
1960-61	John Frankie	11	12	.478	7	7	.500
1961-62	John Frankie	12	11	.522	7	7	.500
1962-63	John Frankie	12	11	.522	9	5	.643
Frankie's Career Record (4 Years)		39	54	.433	24	32	.429

1963-64	George Carlisle	15	9	.625	8	6	.571
1964-65	George Carlisle	2	22	.083	1	13	.071
1965-66	George Carlisle	1	22	.043	1	13	.071
Carlisle's Career Record (3 Years)		18	53	.254	10	32	.238
1966-67	Don Knodel	7	17	.292	4	10	.286
1967-68	Don Knodel	8	16	.333	6	8	.429
1968-69	Don Knodel	10	14	.417	6	8	.429
1969-70	Don Knodel	14	11	.560	10	4	.714
1970-71	Don Knodel	14	12	.538	6	8	.429
1971-72	Don Knodel	6	20	.231	1	13	.071
1972-73	Don Knodel	7	19	.269	2	12	.143
1973-74	Don Knodel	10	18	.357	5	9	.357
Knodel's Career Record (8 Years)		76	127	.374	40	72	.357
1974-75	Bob Polk	5	21	.192	2	12	.143
1975-76	Bob Polk	3	24	.111	1	15	.063
1976-77	Bob Polk	9	18	.333	3	13	.188
Polk's Career Record (4 Years)		17	63	.213	6	40	.130
1977-78	Mike Schuler	4	22	.154	2	14	.125
1978-79	Mike Schuler	7	20	.259	4	12	.250
1979-80	Mike Schuler	7	19	.270	4	12	.250
1980-81	Mike Schuler	12	15	.444	7	9	.438
Schuler's Career Record (4 Years)		30	76	.283	17	47	.266

1981-82	Tommy Suitts	15	15	.500	6	10	.375	2002-03	Willis Wilson	19	10	.655	11	7	.611
1982-83	Tommy Suitts	8	20	.286	2	14	.125	2003-04	Willis Wilson	22	11	.667	12	6	.667
1983-84	Tommy Suitts	13	17	.433	6	10	.375	2004-05	Willis Wilson	19	12	.613	12	6	.667
1984-85	Tommy Suitts	11	16	.407	3	13	.188	2005-06	Willis Wilson	12	16	.429	6	8	.429
1985-86	Tommy Suitts	9	19	.321	2	14	.125	2006-07	Willis Wilson	16	16	.500	8	8	.500
1986-87	Tommy Suitts	7	12	.296	1	7	.125	2007-08	Willis Wilson	3	27	.100	0	16	.000
Suitts' Career Record (6 Years)		63	99	.388	20	68	.227	Wilson's Career Record (16 Years)		219	246	.471	107	141	.431
1986-87	Greg Walcavich (Interim)	1	7	.125	1	7	.125	2008-09	Ben Braun	10	22	.313	4	12	.250
Walcavich's Career Record (8 Games)		1	7	.125	1	7	.125	2009-10	Ben Braun	8	23	.258	1	15	.063
1987-88	Scott Thompson	6	21	.222	3	13	.188	Braun's Career Record (2 Years)		18	45	.286	5	27	.156
1988-89	Scott Thompson	12	16	.429	6	10	.375	95 Total Seasons		1003	1262	.443	488	721	.404
1989-90	Scott Thompson	11	17	.393	5	11	.313								
1990-91	Scott Thompson	16	14	.533	9	7	.563								
1991-92	Scott Thompson	20	11	.645	8	6	.571								
Thompson's Career Record (5 Years)		65	79	.451	31	47	.397								
1992-93	Willis Wilson	18	10	.643	11	3	.786								
1993-94	Willis Wilson	15	14	.517	6	8	.429								
1994-95	Willis Wilson	15	13	.536	8	6	.571								
1995-96	Willis Wilson	14	14	.500	5	9	.357								
1996-97	Willis Wilson	12	15	.444	6	10	.375								
1997-98	Willis Wilson	6	22	.214	3	11	.214								
1998-99	Willis Wilson	19	9	.679	8	6	.571								
1999-00	Willis Wilson	5	22	.185	1	13	.071								
2000-01	Willis Wilson	14	16	.467	5	11	.313								
2001-02	Willis Wilson	10	19	.345	5	13	.278								

1935-36 Madison Square Garden Tournament

F19	Long Island U.	L	45-29
F21	Duquesne	L	43-39

1937-38 All-College Tournament, Oklahoma City

D29	Baylor	W	44-30
D30	Central Missouri State	L	35-28

1942-43 All-College Tournament

D30	Baylor	W	42-26
-----	--------	---	-------

1943-44 All-College Tournament

D28	Texas Tech	W	60-37
-----	------------	---	-------

1944-45 All-College Tournament

D27	West Texas State	W	60-44
D28	Oklahoma State	L	42-28
D29	Oklahoma	W	43-28

1945-46 All-College Tournament

D27	Kansas	L	42-34
D28	Texas	W	55-42
D28	Pepperdine	L	48-35

1946-47 Houston Tournament

D9	Loyola (La.)	W	55-53
D14	DePaul	L	48-44
D16	Marquette	W	45-38

All-College Tournament, Oklahoma City

D26	Oklahoma State	L	61-39
D27	Missouri	L	57-53
D28	Tulane	L	60-57

1947-48 All-College Tournament, Oklahoma City

D29	Alabama	L	45-42
D30	Georgia Tech	W	43-42
D31	Wyoming	L	56-43

1951-52 SWC Tournament, Dallas

D26	Vanderbilt	L	65-56
D27	Tennessee	W	64-60
D28	TCU	L	60-57
D29	Baylor	W	76-64
	SMU	W	52-47 ot

1952-53 SWC Tournament, Dallas

D26	TCU	W	68-49
D29	Baylor	W	65-56
D30	SMU	L	71-62

1953-54 SWC Tournament, Houston *CHAMPION*

D28	Texas A&M	W	55-43
D29	SMU	W	80-79
D30	Texas	W	65-58

1954-55 SWC Tournament, Autry Court

D27	Arkansas	L	73-66
D28	Baylor	W	67-64
D29	SMU	L	88-63

1955-56 SWC Tournament, Autry Court

D28	Texas A&M	W	101-81
D29	Texas	W	80-72
D30	SMU	L	76-73 ot

1956-57 SWC Tournament, Autry Court

D27	Baylor	W	71-55
D28	Arkansas	L	81-70
D29	Texas A&M	W	66-44

1957-58 SWC Tournament, Autry Court

D26	Baylor	W	62-52
D27	Arkansas	W	50-49
D28	TCU	L	57-55

1958-59 SWC Tournament, Autry Court

D26	Texas	W	62-43
D27	Texas A&M	L	60-59
D29	SMU	W	81-79

1959-60 SWC Tournament, Autry Court

D28	Texas	L	79-53
D29	TCU	L	83-72
D30	Texas Tech	L	79-67

1962-63 Gator Bowl Tournament, Jacksonville, Fla.

D26	Florida	L	67-57
D28	Virginia Tech	W	69-67

1964-65 Bluebonnet Classic

D17	Auburn	L	94-71
D22	Missouri	L	81-72

All-College Tournament

D28	Oklahoma City	L	93-63
D29	Florida State	L	81-56
D30	LSU	L	79-63

1965-66 Bluebonnet Classic

D15	Texas A&M	L	89-81
D16	LSU	L	85-80

**Arkansas State Tournament
Jonesboro, Ark.**

D29	Arkansas State	L	92-75
D30	Rutgers	L	101-84

1966-67 Bluebonnet Classic

D14	Idaho State	L	87-87
D15	Centenary	L	66-65

Poinsetta Classic, Greenville, S.C.

D29	Furman	L	81-79
D30	LSU	W	88-69

1967-68 Charlotte Invitational, Charlotte, N.C.

D18	Miami (Ohio)	L	70-66
D19	Davidson	L	90-68

1968-69 Vanderbilt Invitational, Nashville, Tenn.

D20	Vanderbilt	L	85-77
D21	North Carolina State	L	69-58

Kodak Tournament, Rochester, N.Y.

D27	Rochester	L	73-67
D28	Seton Hall	W	71-69

1969-70 All-College Tournament

D26	Niagara	L	101-95
D28	St. Francis (Pa.)	W	57-52
D29	Northern Arizona	L	77-70

1971-72 Old Dominion Classic, Norfolk, Va.

D28	Old Dominion	L	114-86
D29	BYU	L	96-73

1972-73 Milwaukee Classic, Milwaukee, Wis.

D29	Marquette	L	71-40
D30	Yale	W	72-70

Presidential Classic, Washington, D.C.

J5	American	L	80-61
J6	The Citadel	W	82-64

1974-75 Pacemaker Classic, Monroe, La.

D27	Louisiana-Monroe	L	86-71
D28	Louisiana Tech	L	86-82 ot

1975-76 Senior Bowl Tournament, Mobile, Ala.

D29	South Alabama	L	112-64
D30	UT-Pan American	L	107-87

1977-78 Bluebonnet Classic, Hofheinz Pavilion

D16	North Texas	L	80-66
D17	Xavier (Ohio)	L	68-58

Far West Classic, Portland, Ore.

D28	Oregon State	L	75-58
D29	Washington	L	70-57
D30	Oregon	L	74-71

1978-79 Bluebonnet Bowl Classic, The Summit

D15	Louisiana-Lafayette	L	76-70
D16	UT-Pan American	L	75-72

1979-78 Bluebonnet Bowl Classic

D21	Southern Cal	L	69-60
D22	Niagara	W	70-69

1980-81 Clemson IPTAY Classic, Clemson, S.C.

N28	Fairfield	L	79-72
N29	Cornell	W	69-51

UAB Classic, Birmingham, Ala.

D29	UAB	L	78-60
D30	Wagner	W	63-44

1981-82 Golden Gate Classic, San Francisco

D18	San Francisco	L	85-69
D19	LaSalle	L	64-58

Rainbow Classic**CHAMPION**

D29	San Francisco	W	78-66
D30	North Carolina State	W	71-47

1982-83 Dayton Invitational, Dayton, Ohio

D28	Dayton	L	68-55
D29	Dartmouth	W	47-46

1983-84 Krystal Classic, Chattanooga, Tenn.

D29	Tennessee-Chattanooga	L	67-61
D30	Mississippi	L	87-61

1984-85 Holy Cross Classic, Worcester, Mass.

N30	Seton Hall	L	69-66
D1	Holy Cross	W	62-60

1985-86 Music City Invitational, Nashville, Tenn.

D27	Iowa State	L	94-60
D28	Davidson	L	70-47

1986-87 Central Fidelity Classic, Richmond, Va.

N28	Richmond	L	73-66
N29	Stanford	L	77-52

Rice Invitational, Autry Court**CHAMPION**

D5	UT-San Antonio	W	84-63
D6	Northwestern State	W	48-45

1987-88 McDonald's-Zip Classic, Akron, Ohio

D4	Akron	L	72-67
D5	U.S. International	L	82-81

1988-89 First Bank Milwaukee Classic

D2	Marquette	L	76-60
D3	Maine	W	75-58

1989-90 UAB Classic, Birmingham, Ala.

D28	Alabama State	L	81-78
D29	New Hampshire	W	57-52

1990-91 Music City Invitational

D28	Austin Peay State	L	87-67
D29	Vanderbilt	L	75-68

1991-92 Stanford/Apple Invitational, Palo Alto, Calif.

N22	Pacific	W	88-79
N23	Stanford	L	68-64

	Maui Invitational, Lahaina, Hawaii		
N25	Arizona State	W	77-71
N26	Michigan State	L	75-67
N27	Chaminade	W	93-86
1992-93	U.S. West Celluar Air Time Tournament Seattle, Wash.		

CHAMPION

D4	Murray State	W	89-78
D5	Washington	W	68-60

1992-93	NCAA Ball, Tokyo, Japan		
D17	Delaware	L	71-65
D18	Xavier (Ohio)	L	75-60
1993-94	Preseason National Invitation Tournament		

N18	Minnesota	L	70-61
	Intercable Lobo Invitational, Albuquerque, N.M.		

D29	St. Bonaventure	W	71-58
D30	New Mexico	L	90-75

1995-96	Stanford/Fry's Invitational, Palo Alto, Calif.		
----------------	---	--	--

N24	Yale	W	80-58
N25	Stanford	L	75-64

1996-97	First Bank Classic, Milwaukee, Wis.		
D6	Princeton	L	59-54
D7	Prairie View A&M	W	82-53

1997-98	San Juan Thanksgiving Shootout Caguas, P.R.		
----------------	--	--	--

N28	Evansville	W	59-54
N29	West Memphis	L	78-61
N30	South Florida	L	49-46

Super Chevy Shootout, Iowa City, Iowa

D5	Iowa	L	81-52
D6	Mount St. Mary's	L	58-55

1998-99	Northwestern Mutual Classic, San Francisco		
D4	Weber State	L	72-66 ot
D5	Holy Cross	W	83-49

The Tribune Holiday Classic, Ames,

Iowa			
D22	St. Mary's	W	81-70 ot
D23	Iowa State	L	50-45

2003-04	BP Top of the World Classic Fairbanks, Alaska		
----------------	--	--	--

CHAMPION

D21	Idaho State	W	75-46
D22	St. Mary's (California)	W	69-55
D23	Washington State	W	64-49

2005-06	Pepsi Blue & Gold Classic, Milwaukee, Wis.		
----------------	---	--	--

N18	Marquette	L	82-65
N19	IUPUI	L	58-56

2006-07	NIT Season Tip-Off, Spokane Wash.		
----------------	--	--	--

N14	Gonzaga	L	88-50
N15	Colorado State	W	70-61

Saint Mary's College Classic, Moraga, Calif.

D28	Belmont	L	87-85
D29	Western Carolina	L	67-62

2007-08	Hawkeye Challenge, Iowa City, Iowa		
----------------	---	--	--

N30	Eastern Illinois	W	55-49
D1	Louisiana-Monroe	L	80-67

2008-09	Basketball Travelers Invitational Provo, Utah		
----------------	--	--	--

N20	Cal Poly	W	81-76
N21	BYU	L	83-52
N22	North Florida	W	68-46

2009-10	Rice Basketball Challenge Tudor Fieldhouse		
----------------	---	--	--

N13	Sacramento State	W	81-51
N14	South Alabama	W	71-69
N15	Houston Baptist	W	60-46

Conference Postseason History

1953-54 SWC Playoffs

F27	v. Texas	W	70-62
F28	at Texas	W	72-71

1976 SWC Playoff

F28	at Texas Tech	L	101-84
-----	---------------	---	--------

1977 SWC Playoff

F26	at Texas Tech	L	93-74
-----	---------------	---	-------

1978 SWC Playoff

M2	at Houston	L	108-67
----	------------	---	--------

1979 SWC Playoff

F24	at Texas Tech	L	82-49
-----	---------------	---	-------

1980 SWC Playoff

F25	at Houston	L	92-80
-----	------------	---	-------

1981 SWC Playoff

M2	at Texas	L	58-44
----	----------	---	-------

1982 SWC Playoff

M1	at Texas Tech	L	60-46
----	---------------	---	-------

1983 SWC Playoff

M7	at TCU	L	74-49
----	--------	---	-------

1984 SWC Post-Season Classic, IX, Houston

M6	TCU	W	64-52
M9	Texas Tech	W	53-48
M10	Houston	L	53-50

1986 SWC Post-Season Classic XI, Dallas

M7	TCU	L	78-59
----	-----	---	-------

1989 SWC Post-Season Classic XIV, Dallas

M10	Arkansas	L	108-72
-----	----------	---	--------

1990 SWC Post-Season Classic XV, Dallas

M9	Houston	L	90-81
----	---------	---	-------

1991 SWC Post-Season Classic XVI, Dallas

M8	TCU	W	76-57
M9	Arkansas	L	109-80

1992 SWC Post-Season Classic XVII, Dallas

M13	Texas Tech	L	65-62
-----	------------	---	-------

1993 SWC Post-Season Classic XVIII, Dallas

M12	Texas	L	81-76
-----	-------	---	-------

1994 Dr. Pepper SWC Classic, Dallas

M10	Baylor	W	85-82
M11	Texas	L	101-89

1995 Dr. Pepper SWC Classic, Dallas

M9	Texas A&M	W	84-75
M10	Texas	L	78-75

1996 Dr. Pepper SWC Classic, Dallas

M7	TCU	W	78-67
M8	Texas Tech	L	68-53

1997 WAC Tournament, Las Vegas, Nev.

M4	UNLV	L	71-61
----	------	---	-------

1999 WAC Tournament, Las Vegas, Nev.

M2	San Jose State	W	64-61
M4	New Mexico	L	51-49

2000 WAC Tournament, Fresno, Calif.

M9	Tulsa	L	71-51
----	-------	---	-------

2001 WAC Tournament, Tulsa, Okla.

M6	Nevada	W	60-44
M8	Fresno State	L	60-52

2002 WAC Tournament, Tulsa, Okla.

M5	San Jose State	L	58-57
----	----------------	---	-------

2003 WAC Tournament, Tulsa, Okla.

M13	Hawaii	L	62-61 ot
-----	--------	---	----------

2004 WAC Tournament, Fresno, Calif.

M11	Hawaii	W	70-68
M12	Nevada	L	67-59

2005 WAC Tournament, Reno, Nev.

M10	SMU	W	63-47
M11	UTEP	L	85-77

2006 Conference USA Tournament, Memphis

M8	SMU	L	61-59
----	-----	---	-------

2007 Conference USA Tournament, Memphis

M7	UTEP	W	77-74
M8	UCF	W	53-51
M9	Houston	L	77-62

2008 Conference USA Tournament, Memphis

M12	Southern Miss	L	59-50
-----	---------------	---	-------

2009 Conference USA Tournament, Memphis

M11	Marshall	W	60-59
M12	Tulsa	L	73-51

2010 Conference USA Tournament, Tulsa

M10	Tulsa	L	73-62
-----	-------	---	-------

NCAA/NIT Postseason History

1939-40	March 22, 1940	Kansas	L	50-44	NCAA Western Regional	Kansas City, Mo.
	March 23, 1940	Colorado	W	60-56 ot	NCAA Western Regional	Kansas City, Mo.
1941-42	March 20, 1942	Stanford	L	53-47	NCAA Western Regional	Kansas City, Mo.
	March 21, 1942	Kansas	L	55-53	NCAA Western Regional	Kansas City, Mo.
1942-43	March 22, 1943	St. John's	L	51-49 ot	National Invitation Tournament	New York
1948-49	1949	Arkansas	L	50-34	NCAA District Six Playoffs	Dallas
1953-54	March 13, 1954	Oklahoma State	L	52-45	NCAA West Regional	Stillwater, Okla.
	March 14, 1954	Colorado	W	78-55	NCAA West Regional	Stillwater, Okla.
1969-70	March 7, 1970	New Mexico St.	L	101-77	NCAA Midwest Regional	Fort Worth
1990-91	March 14, 1991	Arkansas State	L	78-71	National Invitation Tournament	Jonesboro, Ark.
1992-93	March 17, 1993	Wisconsin	W	77-73	National Invitation Tournament	Madison, Wis.
	March 22, 1993	Boston College	L	101-68	National Invitation Tournament	Boston
2003-04	March 17, 2004	UW-Milwaukee	L	91-63	National Invitation Tournament	Milwaukee, Wis.
2004-05	March 16, 2005	Missouri State	L	105-82	National Invitation Tournament	Springfield, Mo.

Games While Ranked

Date	Outcome	Location	Rank
D28, 1953	Rice 55, Texas A&M 43	Autry Court	11
D29, 1953	Rice 80, SMU 79	Autry Court	16
D30, 1953	Rice 65, Texas 58	Autry Court	16
J5, 1954	SMU 79, Rice 66	Dallas	11
J9, 1954	Rice 78, Texas A&M 53	Autry Court	11
J12, 1954	Rice 69, TCU 52	Autry Court	15
J15, 1954	Texas 74, Rice 66	Austin	15
D28, 1955	Rice 110, Texas A&M 81	Autry Court	17
D29, 1955	Rice 80, Texas 72	Autry Court	17
D30, 1955	SMU 76, Rice 73 ot	Autry Court	17
J4, 1956	SMU 87, Rice 65	Dallas	18
J7, 1956	Rice 89, Texas A&M 77	Autry Court	18
D16, 1957	Wisconsin 67, Rice 62	Madison	16
D18, 1957	Illinois 85, Rice 82	Champagne	14
D21, 1957	St. John's 80, Rice 67	Jamaica	14

Date	Outcome	Location	Rank
F23, 1949	Rice 65, Texas 49	Houston	20
D18, 1951	Kansas 68, Rice 48	Lawrence	7
M13, 1954	Oklahoma State 51, Rice 45	Stillwater	5
D21, 1954	Illinois 86, Rice 54	Autry Court	3
J18, 1955	Rice 73, TCU 63	Autry Court	20
F28, 1956	SMU 89, Rice 75	Autry Court	9
J15, 1957	SMU 59, Rice 57	Dallas	3
F23, 1957	SMU 75, Rice 72	Autry Court	6
J6, 1959	Rice 70, Texas A&M 65	College Station	19
F9, 1959	Rice 68, Arkansas 62	Autry Court	18
F18, 1959	TCU 68, Rice 64	Fort Worth	16
J19, 1960	Texas A&M 61, Rice 43	Autry Court	10
F13, 1960	Texas A&M 94, Rice 53	College Station	12
D3, 1964	Vanderbilt 78, Rice 49	Nashville	6
D19, 1967	Davidson 90, Rice 68	Charlotte	6
F11, 1969	Rice 75, Baylor 73	Waco	19
D22, 1969	North Carolina 99, Rice 87	Autry Court	7
J3, 1970	North Carolina 98, Rice 72	Charlotte	4
M7, 1970	New Mexico State 101, Rice 77	Fort Worth	5
D5, 1970	UCLA 124, Rice 78	Los Angeles	1
D2, 1971	North Carolina 127, Rice 69	Chapel Hill	2
D29, 1971	BYU 96, Rice 73	Norfolk	8
D29, 1972	Marquette 71, Rice 40	Milwaukee	3
J16, 1973	Houston 96, Rice 77	Autry Court	12

Date	Outcome	Location	Rank	D17, 1970	UCLA 107, Rice 60	Los Angeles	9	D21, 1987	Georgetown 90, Rice 63	Washington, D.C.	18
F23, 1949	Rice 65, Texas 49	Houston	20	J15, 1977	Arkansas 72, Rice 45	Autry Court	16	D9, 1989	Georgetown 81, Rice 60	Washington, D.C.	3
D18, 1951	Kansas 68, Rice 48	Lawrence	7	J24, 1977	Texas 74, Rice 68	Autry Court	15	J31, 1990	Arkansas 70, Rice 66	Autry Court	3
M13, 1954	Oklahoma State 51, Rice 45	Stillwater	5	F12, 1977	Arkansas 78, Rice 51	Little Rock	13	M3, 1990	Arkansas 104, Rice 80	Fayetteville	12
D21, 1954	Illinois 86, Rice 54	Autry Court	3	F22, 1977	Texas 90, Rice 51	Austin	14	D8, 1990	Georgetown 53, Rice 47	The Summit	6
J18, 1955	Rice 73, TCU 63	Autry Court	20	J12, 1978	Arkansas 69, Rice 60	Autry Court	6	J2, 1991	Arkansas 86, Rice 62	Autry Court	2
F28, 1956	SMU 89, Rice 75	Autry Court	9	F4, 1978	Arkansas 69, Rice 48	Fayetteville	2	F2, 1991	Arkansas 100, Rice 87	Fayetteville	2
J15, 1957	SMU 59, Rice 57	Dallas	3	F7, 1978	Texas 102, Rice 86	Autry Court	12	F12, 1991	Texas 65, Rice 64	Austin	24
F23, 1957	SMU 75, Rice 72	Autry Court	6	D4, 1978	Notre Dame 105, Rice 61	South Bend	3	M9, 1991	Arkansas 109, Rice 80	Dallas	5
J6, 1959	Rice 70, Texas A&M 65	College Station	19	J27, 1979	Texas A&M 81, Rice 62	Autry Court	14	D21, 1991	Michigan 87, Rice 70	Ann Arbor	15
F9, 1959	Rice 68, Arkansas 62	Autry Court	18	J4, 1982	Houston 63, Rice 61	Hofheinz Pavilion	18	D1, 1992	Michigan 75, Rice 71 ¹	The Summit	1
F18, 1959	TCU 68, Rice 64	Fort Worth	16	J29, 1982	Arkansas 60, Rice 54	Fayetteville	12	N 18, 1993	Minnesota 70, Rice 61	Minneapolis	10
J19, 1960	Texas A&M 61, Rice 43	Autry Court	10	F1, 1982	Rice 80, Texas 49	Autry Court	5	D4, 1993	Virginia 59, Rice 51	Charlottesville	12
F13, 1960	Texas A&M 94, Rice 53	College Station	12	F20, 1982	Arkansas 72, Rice 65	Autry Court	17	D10, 1994	Virginia 67, Rice 50	The Summit	20
D3, 1964	Vanderbilt 78, Rice 49	Nashville	6	J26, 1983	Houston 76, Rice 40	Autry Court	9	D22, 1994	Kansas 71, Rice 57	Lawrence	7
D19, 1967	Davidson 90, Rice 68	Charlotte	6	F2, 1983	Arkansas 70, Rice 43	Fayetteville	9	N25, 1995	Stanford 75, Rice 64	Palo Alto	18
F11, 1969	Rice 75, Baylor 73	Waco	19	F26, 1983	Houston 86, Rice 52	Hofheinz Pavilion	2	D7, 1995	Kansas 83, Rice 63	Autry Court	1
D22, 1969	North Carolina 99, Rice 87	Autry Court	7	M5, 1983	Arkansas 62, Rice 55	Autry Court	5	F3, 1996	Texas Tech 79, Rice 57	Autry Court	15
J3, 1970	North Carolina 98, Rice 72	Charlotte	4	J20, 1984	Houston 72, Rice 42	Hofheinz Pavilion	4	M2, 1996	Texas Tech 84, Rice 70	Lubbock	9
M7, 1970	New Mexico State 101, Rice 77	Fort Worth	5	J27, 1984	Rice 65, Arkansas 62	Autry Court	16	M8, 1996	Texas Tech 68, Rice 53	Dallas	7
D5, 1970	UCLA 124, Rice 78	Los Angeles	1	F22, 1984	Houston 70, Rice 54	Autry Court	3	J18, 1997	New Mexico 69, Rice 61	Autry Court	12
D2, 1971	North Carolina 127, Rice 69	Chapel Hill	2	F29, 1984	Arkansas 79, Rice 54	Fayetteville	12	J25, 1997	Utah 78, Rice 58	Salt Lake City	5
D29, 1971	BYU 96, Rice 73	Norfolk	8	M10, 1984	Houston 53, Rice 50	The Summit	5	F6, 1997	Rice 75, Tulsa 58	Autry Court	22
D29, 1972	Marquette 71, Rice 40	Milwaukee	3	J2, 1985	SMU 66, Rice 57	Autry Court	7	F13, 1997	New Mexico 81, Rice 64	Albuquerque	13
J16, 1973	Houston 96, Rice 77	Autry Court	12	F3, 1985	SMU 68, Rice 52	Dallas	4	F24, 1997	Utah 75, Rice 66	Autry Court	4
				J28, 1987	TCU 64, Rice 38	Fort Worth	16	N17, 1997	Kansas 88, Rice 61	Lawrence	

D5, 1997	Iowa 81, Rice 52	Iowa City	10
J3, 1998	Utah 73, Rice 65	Salt Lake City	4
J22, 1998	Hawaii 65, Rice 63	Autry Court	24
F7, 1998	Utah 60, Rice 49	Autry Court	5
F28, 1998	TCU 86, Rice 73	Autry Court	15
J30, 1999	Rice 76, TCU 69	Autry Court	24
M4, 1999	New Mexico 51, Rice 49	Las Vegas	25
J16, 2000	Tulsa 67, Rice 49	Autry Court	19
F14, 2000	Tulsa 75, Rice 33	Tulsa	13
M9, 2000	Tulsa 71, Rice 51	Fresno	14
M8, 2001	Fresno State 60, Rice 52	Tulsa	25
N30, 2003	Stanford 60, Rice 56	Autry Court	20
J2, 2004	Connecticut 92, Rice 83	Autry Court	1
D19, 2004	Connecticut 81, Rice 72	Hartford	11
D5, 2005	Texas 85, Rice 58	Toyota Center	2
F4, 2006	Memphis 84, Rice 79	Autry Court	3
F22, 2007	Memphis 99, Rice 63	Memphis	7
D8, 2007	Texas 80, Rice 54	Toyota Center	4
D31, 2007	Texas A&M 68, Rice 41	College Station	12
J15, 2008	Vanderbilt 76, Rice 58	Nashville	15
J16, 2008	Memphis 77, Rice 50	Reliant Arena	2
N30, 2008	Texas 77, Rice 56	Austin	6
D22, 2008	Oklahoma 70, Rice 58	Tudor Fieldhouse	4
J21, 2009	Memphis 80, Rice 52	Memphis	22
N29, 2009	Texas 77, Rice 59	Tudor Fieldhouse	3
F27, 2010	UTEP 78, Rice 64	El Paso	25

¹ **Game later forfeited to Rice.**

Overtime Games

Date	Outcome	Location	Multi-OTs
J17, 1931	Rice 37, Baylor 34	Houston	
M23, 1940	Rice 60, Colorado 56 ¹	Kansas City	
M22, 1943	St. John's 51, Rice 49 ²	New York	
D14, 1948	Rice 68, Sam Houston St. 66	Houston	
D1, 1951	Rice 59, Sam Houston St. 57		
J5, 1942	Rice 52, SMU 47	Dallas	
J8, 1952	TCU 42, Rice 30	Autry Court	
F26, 1955	SMU 86, Rice 82	Autry Court	
D21, 1955	Rice 82, Auburn 80	Autry Court	2 OT
D30, 1955	SMU 76, Rice 73	Autry Court	
F26, 1960	TCU 67, Rice 65	Autry Court	
D12, 1960	Tulane 84, Rice 83	Autry Court	
F27, 1961	Rice 95, Texas Tech 91	Autry Court	
F24, 1962	Rice 77, Baylor 69	Autry Court	
D8, 1973	Rice 79, Lamr 67	Autry Court	
J7, 1974	Rice 76, California 75	Autry Court	
D28, 1974	Louisiana Tech 86, Rice 82 ³	Monroe, La.	
M8, 1975	Rice 84, SMU 82	Autry Court	2 OT
J15, 1980	Texas Tech 62, Rice 59	Lubbock	
F12, 1980	SMU 82, Rice 81	Dallas	
J28, 1981	Rice 46, Texas 46	Austin	
J22, 1983	Texas Tech 54, Rice 50	Lubbock	
F23, 1983	Texas Tech 69, Rice 67	Autry Court	
N27, 1987	Rice 97, San Diego 90	Autry Court	

Date	Outcome	Location	Multi-OTs
J7, 1989	Rice 79, Texas Tech 74	Autry Court	
N30, 1989	Rice 77, Indiana State 75	Autry Court	
J17, 1990	Rice 66, TCU 64	Autry Court	
J20, 1990	Rice 58, SMU 55	Autry Court	
D30, 1991	Rice 78, Fairfield 77	Fairfield, N.Y.	
J9, 1992	Rice 76, Baylor 69	Autry Court	
M2, 1992	Rice 58, SMU 53	Dallas	
F6, 1993	SMU 78, Rice 77	Dallas	
M3, 1993	Rice 89, Houston 78	Autry Court	
J28, 1994	Rice 96, Baylor 88	Autry Court	
J5, 1995	Montana 90, Rice 81	Missoula, Mont.	2 OT
D22, 1996	North Texas 64, Rice 62	Denton	
D4, 1998	Weber State 72, Rice 66 ⁴	San Francisco	2 OT
D22, 1998	Rice 81, St. Mary's 70 ⁵	Ames, Iowa	
J28, 1999	Rice 84, SMU 79	Autry Court	
N19, 1999	Rice 70, Navy 64	Autry Court	
D7, 1999	Houston 84, Rice 71	Hofheinz Pavilion	
F17, 2000	San Jose State 52, Rice 48	San Jose, Calif.	
D4, 2000	Middle Tennessee 75, Rice 73	Autry Court	
N27, 2001	Stephen F. Austin 90, Rice 86	Nacogdoches	
F1, 2003	Rice 71, San Jose State 66	Autry Court	
M13, 2003	Hawaii 62, Rice 61 ⁶	Tulsa, Okla.	
F14, 2004	Rice 111, Tulsa 103	Autry Court	2 OT
D30, 2004	Rice 66, SMU 64	Autry Court	2 OT
J27, 2005	Hawaii 75, Rice 72	Honolulu	

F12, 2005	Rice 71, Tulsa 64	Tulsa, Okla.	3 OT
M5, 2005	Rice 80, SMU 75	Dallas	
D3, 2005	Rice 96, Utah 94	Autry Court	
J21, 2006	SMU 80, Rice 69	Dallas	
F8, 2006	Rice 78, Marshall 75	Huntington, W.V.	
F11, 2006	Tulsa 80, Rice 73	Tulsa	
N20, 2006	Oregon 79, Rice 73	Autry Court	
J10, 2007	Rice 75, Tulane 70	Autry Court	
F14, 2009	East Carolina 91, Rice 88	Greenville, N.C.	
F3, 2010	Tulane 79, Rice 74	Tudor Fieldhouse	

Neutral Sites Games Denoted — ¹ NCAA Western Regional. ² National Invitation Tournament. ³ Pacemaker Classic Second Round. ⁴ North-western Mutual Classic First Round. ⁵ The Tribune Holiday Classic First Round. ⁶ WAC Tournament First Round.

Overall Record in Overtime Games: 33-26.
Record in Multi-Overtime Games: 4-2.
Overtime Record at Tudor Fieldhouse: 21-10.
Overtime Record at Home: 23-10.
Overtime Record on the Road: 8-12.
Overtime Record at Neutral Sites: 2-4.

Rice On Television Since 1988

Date	Outcome	Location	Network	Date	Outcome	Location	Network
J10, 1988	Rice 77, Texas 75	Austin	Raycom	F10, 1991	Rice 79, Houston 69	Autry Court	Raycom
J13, 1988	Rice 74, TCU 69	Autry Court	HSE	F12, 1991	Texas 92, Rice 79	Austin	Prime/HSE
J16, 1988	SMU 72, Rice 60	Autry Court	HSE	F19, 1991	TCU 78, Rice 68	Autry Court	Prime/HSE
J30, 1988	Lamar 85, Rice 70	Beaumont	HSE	F27, 1991	Rice 72, Texas A&M 55	College Station	Prime/HSE
F7, 1988	Rice 63, Texas Tech 61	Autry Court	Raycom	M8, 1991	Rice 76, TCU 57	Autry Court	Prime
M5, 1988	Houston 81, Rice 65	Autry Court	HSE	M9, 1991	Arkansas 109, Rice 80	Autry Court	Raycom
N25, 1988	Detroit 69, Rice 53	Detroit, Mich.	HSE	N25, 1991	Rice 77, Arizona State 71	Lahaina, Hi.	ESPN
J4, 1989	Houston 90, Rice 75	Hofheinz Pavilion	HSE	N26, 1991	Michigan State 75, Rice 67	Lahaina, Hi.	ESPN
J7, 1989	Rice 79, Texas Tech 74	Autry Court	HSE	J28, 1992	TCU 76, Rice 50	Autry Court	HSE/Prime
J15, 1989	TCU 70, Rice 64	Fort Worth	Raycom	F4, 1992	Texas 88, Rice 87	Austin	HSE/Prime
J19, 1989	SMU 67, Rice 57	Dallas	HSE	F8, 1992	Rice 72, Baylor 65	Waco	Raycom
F5, 1989	Rice 67, Houston 66	Autry Court	Raycom	F18, 1992	Houston 86, Rice 83	Hofheinz Paviliona	HSE/Prime
F11, 1989	Texas 116, Rice 74	Austin	HSE	F22, 199	Texas Tech 105, Rice 98	Autry Court	Raycom
F18, 1989	Rice 67, SMU 65	Autry Court	HSE	M5, 1992	Rice 103, Texas 97	Autry Court	ESPN
J6, 1990	Houston 84, Rice 69	Autry Court	HSE	M13, 1992	Texas Tech 65, Rice 62	Autry Court	Prime
J13, 1990	Rice 65, Baylor 62	Waco	Raycom	D1, 1992	Michigan 75, Rice 71	The Summit	ESPN
J20, 1990	Rice 58, SMU 55	Autry Court	Raycom	J5, 1993	Rice 92, Texas 87	Austin	Prime
J24, 1990	Texas A&M 89, Rice 82	College Station	HSE	J12, 1993	Rice 66, Texas A&M 65	College Stateion	Prime
J27, 1990	Texas 97, Rice 84	Austin	Raycom	F2, 1993	Rice 65, Houston 61	Hofheinz Pavilion	Prime
J31, 1990	Arkansas 70, Rice 66	Autry Court	HSE	F13, 1993	Rice 68, TCU 50	Fort Worth	Raycom
F17, 1990	TCU 67, Rice 55	Fort Worth	HSE	F20, 1993	Rice 86, Texas Tech 79	Lubbock	Raycom
F28, 1990	Texas 86, Rice 84	Autry Court	HSE	M6, 1993	Texas A&M 82, Rice 76	College Station	Raycom
D8, 1990	Georgetown 53, Rice 47	The Summit	Sportschannel	M12, 1993	Texas 81, Rice 76 ¹	The Summit	Prime
J26, 1991	Rice 98, Texas A&M 76	Autry Court	Raycom	N18, 1993	Rice 70, Minnesota 61	Minneapolis, Minn.	ESPN

Date	Outcome	Location	Network	Date	Outcome	Location	Network	Date	Outcome	Location	Network
N11, 1994	Rice 71, SMU 61	Autry Court	Prime	F22, 1997	Rice 58, BYU 44	Autry Court	KNWS	J3, 2002	Fresno State 87, Rice 61	Fresno, Calif.	KFRE
J16, 1994	Texas A&M 67, Rice 64	Autry Court	ESPN2	F24, 1997	Utah 75, Rice 66	Autry Court	ESPN	J5, 2002	Nevada 91, Rice 70	Reno, Nev.	KOLO
J29, 1994	Rice 102, Texas Tech 76	Lubbock	Raycom	D6, 1997	Iowa 81, Rice 52	Iowa City, Iowa	KNWS	J12, 2002	Rice 73, UTEP 59	Autry Court	KTSM
F1, 1994	Texas 85, Rice 70	Austin	Prime	J3, 1998	Utah 73, Rice 65	Salt Lake City, Utah	ESPN2	J28, 2002	Tulsa 79, Rice 60	Tulsa, Okla.	KTUL
F5, 1994	Houston 69, Rice 67	Autry Court	Raycom	J11, 1998	Rice 76, Tulsa 63	Autry Court	FSN	F2, 2002	Rice 76, Fresno State 63	Autry Court	KFRE
F13, 1994	Rice 65, SMU 63	Dallas	ESPN2	J24, 1998	SDSU 62, Rice 51	Autry Court	FSN	F16, 2002	SMU 63, Rice 61	Autry Court	FSN
F19, 1994	Texas A&M 75, Rice 61	College Station	ESPN2	J31, 1998	SMU 91, Rice 67	Dallas	FSN	F23, 2002	Hawaii 79, Rice 50	Honolulu	KFVW
F26, 1994	Texas Tech 76, Rice 62	Autry Court	Raycom	F7, 1998	Utah 60, Rice 49	Autry Court	FSN	F28, 2002	Tulsa 67, Rice 62	Autry Court	FSN
M10, 1994	Rice 85, Baylor 82 ¹	Dallas	Prime	F21, 1998	SDSU 75, Rice 66	San Diego	FSN	N24, 2002	Stanford 79, Rice 62	Palo Alto, Calif.	KRON
M11, 1994	Texas 101, Rice 89 ¹	Dallas	Raycom	J23, 1999	Tulsa 65, Rice 50	Autry Court	FSN	J4, 2003	Fresno State 71, Rice 70	Fresno, Calif.	KFRE
D22, 1994	Kansas 71, Rice 57	Lawrence, Kan.	ESPN2	F20, 1999	Tulsa 77, Rice 47	Tulsa, Okla.	FSN	J23, 2003	SMU 89, Rice 83	Autry Court	FSN
J11, 1995	Rice 87, Houston 76	Hofheinz Pavilion	Prime	F27, 1999	Rice 66, SMU 57	Dallas	FSN	J30, 2003	Hawaii 85, Rice 70	Honolulu	KFVE
J14, 1995	Rice 85, SMU 71	Dallas	Raycom	D11, 1999	Rice 56, Texas A&M 53	Autry Court	KTBU	F8, 2003	Tulsa 79, Rice 56	Tulsa, Okla.	KTUL
J17, 1995	Rice 66, Texas A&M 62	Autry Court	Prime	J8, 2000	SMU 80, Rice 71	Dallas	FSN	M1, 2003	Rice 75, Hawaii 58	Autry Court	FSN
J22, 1995	TCU 102, Rice 93	Autry Court	ESPN2	J16, 2000	Tulsa 67, Rice 49	Autry Court	FSN	M8, 2003	Rice 92, Fresno State 71	Autry Court	KFRE
F4, 1995	Texas 88, Rice 56	Austin	Raycom	F7, 2000	SMU 65, Rice 50	Autry Court	FSN	M13, 2003	Hawaii 62, Rice 61 ot ²	Tulsa, Okla.	ESPN fc
F19, 1995	Rice 74, TCU 73	Fort Worth	ESPN2	F14, 2000	Tulsa 75, Rice 33	Tulsa, Okla.	FSN	D18, 2003	Rice 84, Lamar 78	Autry Court	FSN
M10, 1995	Texas 78, Rice 65 ¹	The Summit	Prime	M3, 2000	TCU 85, Rice 62	Fort Worth	FSN	J17, 2004	Tulsa 74, Rice 68	Tulsa, Okla.	ESPN2
D7, 1995	Kansas 83, Rice 63	Autry Court	ESPN2	N24, 2000	Rice 60, B'ham Southern 49	Autry Court	CSSE	F21, 2004	Rice 81, UL-Lafayette 76	Autry Court	ESPN fc
J6, 1996	Rice 80, Texas 69	Austin	ESPN	J4, 2001	Fresno State 69, Rice 58	Autry Court	KMPH	M4, 2004	Louisiana Tech 70, Rice 58	Autry Court	SportsWest
J22, 1996	TCU 80, Rice 71	Fort Worth	Prime	J6, 2001	Rice 74, Nevada 63	Autry Court	KOLO	M6, 2004	Rice 71, SMU 66	Autry Court	SportsWest
M7, 1996	Rice 78, TCU 67	Dallas	Prime	J25, 2001	Rice 70, Hawaii 64	Autry Court	FSN	M12, 2004	Nevada 67, Rice 59 ²	Fresno, Calif.	ESPN fc
M8, 1996	Rice 68, Texas Tech 53	Dallas	Prime	F5, 2001	SMU 66, Rice 56	Autry Court	KSTAR	D19, 2004	Connecticut 81, Rice 72	Storrs, Conn.	ESPN+
J13, 1997	Tulsa 65, Rice 33	Autry Court	ESPN	F8, 2001	Tulsa 79, Rice 55	Tulsa, Okla.	FSN	F5, 2005	UTEP 73, Rice 71	Autry Court	ESPN2
J23, 1997	Rice 62, BYU 59	Provo, Utah	KNWS	F17, 2001	Hawaii 61, Rice 53	Honolulu	KFVE	M5, 2005	Rice 80, SMU 75 ot	Dallas	SportsWest
J25, 1997	Utah 78, Rice 58	Salt Lake City, Utah	KNWS	D4, 2001	MTSU 65, Rice 52	Murfreesboro, Tenn.	WXMT	M10, 2005	Rice 63, SMU 47	Reno, Nev.	SportsWest

Date	Outcome	Location	Network
M11, 2005	UTEP 85, Rice 77	Reno, Nev.	ESPN2
D3, 2005	Rice 96, Utah 94 3ot	Salt Lake City	CBS College
F4, 2006	Memphis 84, Rice 79	Autry Court	WLMT
F15, 2006	Rice 62, East Carolina 54	Autry Court	CBS College
M1, 2006	Houston 74, Rice 71	Hofheinz Pavilion	CBS College
N14, 2006	Gonzaga 88, Rice 50	Spokane, Wash.	ESPN2
F22, 2007	Memphis 99, Rice 63	Memphis, Tenn.	ESPN
J17, 2007	Rice 76, Houston 71	Autry Court	CBS College
F28, 2007	Marshall 69, Rice 64	Huntingdon, W.V.	CBS College
M8, 2007	Rice 53, UCF 51 ³	Memphis, Tenn.	CBS College
M9, 2007	Houston 77, Rice 62 ³	Memphis, Tenn.	CBS College
D8, 2007	Texas 80, Rice 54	Toyota Center	CBS College
D31, 2007	Texas A&M 64, Rice 41	College Station	FSN
J5, 2008	Oklahoma 61, Rice 49	Norman, Okla.	Sooner Sports
J12, 2008	UTEP 71, Rice 43	El Paso	CBS College
J16, 2008	Memphis 77, Rice 50	Reliant Arena	WLMT
F9, 2008	SMU 68, Rice 53	Dallas	TXA 21
M12, 2008	Southern Miss 59, Rice 50 ³	Memphis, Tenn.	CBS College
N21, 2008	BYU 83, Rice 52	Provo, Utah	BYU-TV
N30, 2008	Texas 77, Rice 56	Austin	FSN
D22, 2008	Oklahoma 70, Rice 58	Tudor Fieldhouse	Sooner Sports
J14, 2009	Rice 69, SMU 57	Tudor Fieldhouse	CBS College
J21, 2009	Memphis 80, Rice 52	Memphis, Tenn.	CSS
J28, 2009	Tulane 61, Rice 59	Tudor Fieldhouse	CBS College
F14, 2009	East Carolina 91, Rice 88 ot	Greenville, N.C.	WITN
F21, 2009	SMU 69, Rice 66	Dallas, Texas	TWC Metro

Date	Outcome	Location	Network
M12, 2009	Tulsa 73, Rice 51 ³	Memphis, Tenn.	CSS
N19, 2009	Arizona 66, Rice 49	Tucson, Ariz.	FSN AZ
N29, 2009	Texas 77, Rice 59	Tudor Fieldhouse	CBS College
J6, 2010	Houston 83, Rice 66	Tudor Fieldhouse	CSS
J16, 2010	Memphis 80, Rice 68	Tudor Fieldhouse	CSS

Post Season Denoted — ¹ Southwest Conference Tournament. ² Western Athletic Conference Tournament. ³ Conference USA Tournament.

Overall Record in Televised Games: 54-105.

Record on CBS College: 5-8.

Record on Comcast/Charter: 0-4

Record on ESPN Family: 7-16.

Record on ESPN: 4-5. **Record on ESPN2:** 2-8. **ESPN+:** 0-1. **ESPN fc:** 1-2.

Record on Fox Sports Net & Predecessors: 19-40.

Record on FSN: 5-18. **Record on HSE:** 3-12.

Record on Prime/HSE: 1-5. **Record on Prime:** 10-5.

Record on Raycom: 12-9. **Record on SportsChannel:** 0-1.

Record on SportsWest: 3-1

Record on Local Affiliates: 8-22.



**Rice University, co-host
2011 NCAA Final Four**