

The background of the page features a large, semi-transparent image of a hockey player in a white and black uniform, wearing a Bauer helmet, looking forward. Below this, a group of players in similar uniforms are huddled together on the ice. The team's name 'NASHVILLE PREDATORS' is visible on a banner in the background. The main title 'NASHVILLE PREDATORS' is centered in a bold, stylized font with a blue and yellow outline.

**NASHVILLE  
PREDATORS**



**BRIDGESTONE**



Sure, it's *just* a tire.  
Like the Pacific Coast Highway is *just* another scenic drive.



For drivers who want to get the most out of their cars.  
**IT'S BRIDGESTONE  
OR NOTHING.**

**POTENZA**

bridgestonetire.com 1-800-807-9555 tiresafety.com

**B** PASSION  
for EXCELLENCE

# NASHVILLE PREDATORS



## 2010-11 SEASON SCHEDULE

SUN	MON	TUE	WED	THU	FRI	SAT	
<b>OCT</b>						01	02
03	04	05	06	07	08	09 7:00 ANA	
10	11	12	13 7:30 CHI	14 7:00 STL	15	16 7:00 WSH	
17	18 7:00 CGY	19	20	21 7:00 PIT	22	23 7:00 DAL	
24 5:00 T.B	25	26	27 7:00 STL	28	29	30 6:00 DET	
31							

SUN	MON	TUE	WED	THU	FRI	SAT
<b>NOV</b>						
	01	02	03 9:00 PHX	04	05	06 9:00 L.A
07 7:00 ANA	08	09	10	11 7:00 STL	12	13 7:00 CHI
14	15	16 6:00 TOR	17	18 6:30 MTL	19	20 6:00 CAR
21	22 6:00 CBJ	23	24 7:00 STL	25	26 1:00 MIN	27 7:00 NYR
28	29	30 7:00 PHX				

SUN	MON	TUE	WED	THU	FRI	SAT
<b>DEC</b>						
			01 6:00 CBJ	02	03	04 7:00 CAR
05	06 6:00 ATL	07	08 6:30 DET	09	10	11 7:00 FLA
12	13 7:00 NYI	14	15 7:00 S.J	16	17 6:00 N.J	18 7:00 L.A
19	20	21	22 7:30 CHI	23 7:00 OTT	24	25
26 6:00 STL	27	28 7:00 DAL	29	30	31 5:00 MIN	

SUN	MON	TUE	WED	THU	FRI	SAT
<b>JAN</b>						01
02 5:00 CBJ	03	04	05 9:00 ANA	06 9:30 L.A	07	08 7:00 S.J
09	10	11 7:00 MIN	12	13 6:30 FLA	14	15 7:00 CHI
16 6:00 CHI	17	18 8:00 PHX	19	20 8:00 COL	21	22
23 7:00 EDM	24 8:30 CGY	25	26 9:00 VAN	27	28	29
30	31					

SUN	MON	TUE	WED	THU	FRI	SAT
<b>FEB</b>						
		01 7:00 CGY	02	03 6:00 PHI	04	05 7:00 DET
06	07 7:00 EDM	08	09 6:30 DET	10	11	12 7:00 COL
13	14 7:00 S.J	15	16	17 7:00 VAN	18	19 7:00 PHX
20	21	22 6:00 CBJ	23	24 7:00 CHI	25	26 1:00 DAL
27 2:00 CBJ	28					

SUN	MON	TUE	WED	THU	FRI	SAT
<b>MAR</b>						
		01 8:30 EDM	02	03 9:00 VAN	04	05
06 7:00 CGY	07	08 9:30 S.J	09	10 7:00 MIN	11	12 7:00 COL
13	14	15 7:00 L.A	16	17 7:00 BOS	18	19 7:00 DET
20 4:00 BUF	21	22 7:00 EDM	23	24 7:00 ANA	25	26 7:00 DAL
27	28	29 7:00 VAN	30	31 8:00 COL		

SUN	MON	TUE	WED	THU	FRI	SAT	
<b>APR</b>						01	02
03	04	05 7:00 ATL	06	07	08 7:00 CBJ	09 7:00 STL	
10	11	12	13	14	15		

■ HOME ■ AWAY ▲ FS TENNESSEE S SPORTS SOUTH

FS TENNESSEE

SPORTS SOUTH



BRIDGESTONE ARENA



# TABLE OF CONTENTS

## MANAGEMENT & STAFF

Staff Directory	4-5
Ownership	8-9
Management/Scouting Staff	10-19
Coaching Staff	20-23
Training/Equipment Staff	24
Predators Staff	25-27
Broadcasters	28-29
Broadcast Partners	30
Bridgestone Arena/Powers Management	31
Predators Foundation/Community	32-34
Youth & Amateur Hockey	35-36
AHL Affiliate	37-39
ECHL Affiliate	40

## THE PLAYERS

Organizational Roster	42-43
How the Predators Were Built	44-45
Player Biographies	46-101
In the System	102-124
2010 NHL Entry Draft Selections	125-128

## 2009-10

Team Notes	130-133
Final Scoring	134
Scoring Breakdown	135
Game-by-Game Summary	136-137
Goals & Shots by Period	138-139
Scoring by Period/Record when Scoring	140
Goals Breakdown	141
Game Notes	142
Vs. NHL	143
Highs & Lows	144
The Last Time	145
Shootouts	146-147
Player Game-by-Game Summary	148-153
Man-games Lost	154
Transactions	155-157
AHL Standings and Leaders	158
Milwaukee (AHL) Final Scoring	159
Milwaukee (AHL) Playoff Scoring/Results	160

## NHL & OPPONENTS

2009-10 NHL Standings	162
2009-10 NHL Awards	163
NHL All-Stars/Leaders/Directory	164
2010-11 Critical Dates	165
NHL Referees & Linesmen	166
Predators vs. Summary	167
Team-by-team Season/All-Time Notes	168-225

## TEAM HISTORY & RECORDS

Season Records	228
Team Streaks	229
Special Teams & Holiday Records	230
All-Time Statistics	231-233
Personnel & All-Stars	234
Award Winners & Olympians	235
All-Time Leaderboard	236
Season Leaders	237
Year-by-Year Final Scoring	238-247
Record by Game	248
Rookies & Vets/By the Numbers/Attendance	249
Hat Tricks	250
Penalty Shots	251
Shootouts	252-253
Overtime History	254-257
Shootout History	258-259
The Predators vs. the NHL	260

## TEAM HISTORY & RECORDS (CONTINUED)

The NHL vs. the Predators	261
All-Time Draft Selections	262-263
Franchise Firsts	264
Alumni Register	265-273
Opening Lineups	274
Closing Lineups	275
Franchise Timeline	276-278
All-Time Trades & Acquisitions	279-283
Team Records	284-293
Individual Records	294-298

## PLAYOFFS

2010 Playoff Notes	300
2010 WCQ Series Summary	301
2010 Final Scoring/Scoring Breakdown	302
2010 Player Game-by-Game Summary	303
2010 Playoff Game Notes & Situationals	304
2010 Goals Breakdown/Goals & Shots by Period	305
All-Time Playoff Results	306-307
All-Time Playoff Statistics	308-309
All-Time Playoff Leaderboard/Season Leaders	310
Playoff Firsts/Playoff Situationals	311
Hat Tricks/Penalty Shots/Shutouts	312
Overtime History	313
Year-by-Year Playoff Scoring	314-315
Team Records	316-319
Individual Records	320-322

## MEDIA INFORMATION

Bridgestone Arena	324-328
Centennial Sportsplex	329
Medical Glossary	330-331
NHL Hockey Operations	332-333
Vanderbilt Medical Staff	334-335
How to Figure	336
Predators Name & Logo	337
Nashville Hockey History	338

## TRAINING CAMP 2010

Training Camp Roster	340
Preseason Schedule and Results	341
2009 Preseason Scoring	342
Bridgestone Arena Map	343

## CREDITS

Editor	Kevin Wilson
Assistant Editor	Tim Darling
Design & Layout	Taylor Nunley, Chuck Stephens
Copy Contributors	Andee Boiman
	Jessica Jones
	Gina Maduri
	Rebecca Ward
	Elias Sports Bureau
Editorial Assistants	Paul Richard Cook
	Jay Levin
	Allison Quillen
	Jimi Russell
	Jena Smith
Design Assistants	Micah Loyed, Erica McGregor
Photography	John Russell
	Fredrick Breedon
	Getty Images
Printing	Fidelity Offset

# MANAGEMENT & STAFF

---

## STAFF DIRECTORY

### NASHVILLE PREDATORS

BRIDGESTONE ARENA  
501 Broadway, Nashville, TN 37203  
(615) 770-2300 • Fax (615) 770-2309  
www.nashvillepredators.com



Owner	Predators Holdings LLC
Investor Group:	Christopher Cigarran, Thomas Cigarran, Joel and Holly Dobberpuhl, David Freeman, Herbert Fritch (Alternate Governor), DeWitt Thompson V, John Thompson & Warren Woo.
Chairman & Alternate Governor	Thomas Cigarran
Governor	Joel Dobberpuhl
President of Hockey Operations/General Manager & Alternate Governor	David Poile
Chief Executive Officer & Alternate Governor	Jeff Cogen
President/Chief Operating Officer	Sean Henry
Executive Vice President/Chief Sales & Marketing Officer	Chris Parker
Executive Vice President, Corporate Counsel & Chief Financial Officer	Michelle Kennedy
Senior Vice President of Hockey Communications & Public Relations	Gerry Helper
Senior Vice President of Corporate Development	Chris Junghans

### HOCKEY OPERATIONS

Assistant General Manager	Paul Fenton
Director of Hockey Operations	Brian Poile
Manager of Hockey Operations	Brandon Walker
Executive Assistant	Connell Crow
Head Coach	Barry Trotz
Associate Coach	Brent Peterson
Assistant Coach	Peter Horachek
Goaltending Coach	Mitch Korn
Strength & Conditioning Coach	David Good
Video Coordinator	Lawrence Feloney
Director of Player Development	Martin Gelinis
Chief Amateur Scout	Jeff Kealty
Professional Scouts	Nick Beverley & Shawn Dineen
North American Amateur Scouts	Jason Bukala, Gary Knickle, Rick Knickle, Tom Nolan, Glen Sanders & David Westby
European Scouts	Martin Bakula, Lucas Bergman & Janne Kekalainen
Head Athletic Trainer	Dan Redmond
Assistant Athletic Trainer	Andy Hosler
Equipment Manager	Pete Rogers
Assistant Equipment Manager	Jeff Camelio
Equipment Assistant	Brad Peterson
Locker Room Attendant	Craig "Partner" Bugh

### TEAM DOCTORS

Head Team Physician & Orthopaedic Surgeon	John E. Kuhn, M.D.
Head Team Physician & Sports Medicine Primary Care Physician	Paul J. Rummo, D.O.
Assistant Team Physician & Orthopaedic Surgeon	James L. Carey, M.D., M.P.H.
Assistant Team Physician & Orthopaedic Surgeon	Charles L. Cox, M.D.
Assistant Team Physician & Sports Medicine Primary Care Physician	Alex Diamond, D.O.
Team Ophthalmologist	Daniel S. Weikert, M.D.
Assistant Team Ophthalmologist	Mark Melson, M.D.
Team Cardiovascular Physician & Surgeon	Joseph L. Fredi, M.D.
Team Plastic Surgeons	Stephane Braun, M.D., Kevin Hagan, M.D., Blair Summitt, M.D., Wesley Thayer, M.D. & Jason Wendel, M.D.
Team Dentist	Cristin M. Wallace, D.D.S.

### COMMUNICATIONS/DEVELOPMENT

Hockey Communications Coordinator	Kevin Wilson
Corporate Communications Coordinator	Jessica Jones
Director of Community Relations	Rebecca Ward
Community Relations Coordinator	Gina Maduri
Team Photographer	John Russell

# MANAGEMENT & STAFF

## STAFF DIRECTORY

### CORPORATE PARTNERSHIPS

Director of New Business Development	Bob Flynn
Director, Corporate Development	Delmar Smith
Director, Corporate Partnerships	Rock Upchurch
Account Executives, Corporate Partnerships	Jack Burk & Bradford Hollingsworth
Sr. Account Service Manager, Corporate Partnerships	Jennifer Maxwell
Account Service Managers, Corporate Partnerships	Kathryn Cloud & Lauren Yono
Sales Coordinator	Lindsay Rutledge

### MARKETING

Director of Marketing	Jeff Schwartzberg
Web Communications Manager	Jay Levin
Marketing Entertainment Manager	Adam DeVault
Youth & Amateur Hockey Manager	Andee Boiman
Interactive Marketing Coordinator	Eric Shuff
Senior Graphic Designer	Chuck Stephens
Graphic Artist	Micah Loyed
Office and Marketing Coordinator	Brandy Tatum

### PREMIUM SEATS

Director of Premium Seat Service	Britt Kincheloe
Senior Manager of Premium Seat Sales	Tim Wilson
Premium Seats Manager	Chris Burton
Premium Service Representative	Paige Ciuffo

### FINANCE/ADMINISTRATION/HUMAN RESOURCES

Vice President of Finance	Rick Bailey
Vice President of Human Resources	Allison Simms
Payroll Director	Susan Charnley
Senior Manager, Administrative & Legal Affairs	Raquel Toombs
Human Resources Coordinator	Erin Grosvenor
Coordinator of Legal & Administrative Affairs	Suzanne Wyatt
Accounts Payable	Jamie France
Arena Accountant	Kyle Clayton
Executive Assistant	Elaine Lewis

### EVENT TECHNOLOGY

Senior Director of Event Presentation	Blake Grant
Event Presentation Manager	Patrick Abell
Game Operations Producer	Ron Zolkower
Game Entertainment Coordinator	Chris Smith

### BROADCAST

Broadcasting Director	Bob Kohl
Associate Producer	David White
Play-by-Play Announcer	Pete Weber
Color Analyst	Terry Crisp
Radio Play-by-Play Announcer	Tom Callahan
Manager, Video Production	Mitch Jordan
Videographer/Editor	Brett Newkirk
Broadcast Services Manager	Kelly Sparks

### TICKET SALES

Vice President of Ticket Sales	Nat Harden
Director of Ticket Sales	Marty Mulford
Inside Sales Manager	Brad Gillispie
Senior Account Executives	Will Myers & Dan Schaefer
Account Executives	Ben DeHaan, Chris Harrington, Travis Laufle, Charles Rand & Curry McKeel
Fan Relations Supervisor	Courtney Gray
Fan Relations Coordinators	Jana DeLuna, Lindsay Jobe & Rebecca Swan
Director of Ticket Operations	David Chadwell
Ticket Operations Coordinators	Sara Shear & Mary Jane Rodgers

# MANAGEMENT & STAFF

## STAFF DIRECTORY

### POWERS MANAGEMENT

BRIDGESTONE ARENA  
501 Broadway  
(615) 770-2000 • Fax (615) 770-2010

### EVENTS, MARKETING & ACCOUNTING

Vice President of Booking . . . . . Brock Jones  
Director of Event Services . . . . . Randy Foster  
Event Coordinators . . . . . Adam Charriere & Shelby Crisan  
Director, Marketing . . . . . David Kells  
Receptionist, Marketing Assistant . . . . . Tasha McAllister  
Staff Accountant . . . . . Kyle Clayton

### OPERATIONS

Director, Operations . . . . . Terry McConnell  
Assistant Director, Operations . . . . . Chris Jones  
Operations Manager . . . . . Chuck Luckado  
Operations Supervisor . . . . . John Van Fossen  
Operations Crewmen . . . . . Nathan Byars, Gerald Glover, Sam Keasler & Ernest Spangler  
Maintenance Supervisor . . . . . Rich Barker  
Maintenance Mechanics . . . . . Joe Jenkins, Bob Stewart & Tina Whitaker  
HVAC Technicians . . . . . Von Cox & Matt Gordon  
Electricians . . . . . Dallas Buell & Blake Szymanski  
Ice Technician . . . . . Steven Fruik  
Administrative Assistant . . . . . Holly Atherton

### SECURITY

Director, Security . . . . . Bill Gross  
1st Shift Security Supervisor . . . . . John Arnold  
2nd Shift Security Supervisor . . . . . Tom Cummings  
3rd Shift Security Supervisor . . . . . Phillip Willis  
Security Officers . . . . . Jim Christensen, Haskell Dixon, Tony Gann,  
. . . . . Tamra Jones, Walter Porter, Carolyn Seay & Harvey West

### BOX OFFICE AND TICKETING

Director, Ticketing . . . . . David Chadwell  
Assistant Director, Ticketing . . . . . Lonnie Wilkerson  
Ticket Operations Coordinators . . . . . Mary Jane Rodgers & Sara Shear  
Ticket Representatives . . . . . Rhonda Day & Danielle Pope  
Box Office Operations Manager . . . . . Denise Williams  
Box Office Specialist . . . . . Anna King  
Box Office Coordinators . . . . . Kathy Holeton & Deonne Stewart

### BRIDGESTONE ARENA VENDORS

#### Levy Restaurants

Director of Operations . . . . . Mike Ransom  
General Manager, Patron Platinum Club . . . . . Mike Henneberger  
Premium Suites Manager . . . . . Crystal Parfitt  
Director of Sales . . . . . Kelly Langer  
Sales Coordinator . . . . . Nicole Dallaire  
Office Manager, Accounts Receivable . . . . . Kim Dallaire  
Executive Chef . . . . . Mark Lloyd  
Sous Chef . . . . . Antonio Giron

#### Sportservice

General Manager . . . . . Tom Gallo  
Commisary Manager . . . . . Doug Cox  
Retail Manager . . . . . Melissa Beard  
Operations Manager . . . . . Tom Higley  
Human Resources Manager . . . . . Eddie Stankard  
Beverage Manager . . . . . Aaron Loovis

#### Service Management Systems

Facility Manager . . . . . Froylan Meraz  
Assistant Facility Manager . . . . . William Webb

#### Contemporary Services Corporation

Vice President of Operations . . . . . Bruce Wagner  
Contemporary Services Corporation . . . . . Jack Vaughn



**FREE BEER & HOT WINGS IN THE MORNING**

**102.9** fm

**BUZZ**®

**EVERYTHING THAT ROCKS!**

**JUST WHAT  
THIS CITY  
NEEDS!**



### PREDATORS HOLDINGS LLC

On December 7, 2007, Predators Holdings LLC purchased the Nashville Predators and Powers Management (the company that operates Bridgestone Arena) and took over the day-to-day operation of the National Hockey League team and Bridgestone Arena.

Predators Holdings LLC includes local executives in finance, health care and private business. Members include: David Freeman, Herbert Fritch, Christopher Cigarran, Thomas Cigarran, Joel and Holly Dobberpuhl, DeWitt Thompson V, John Thompson and Warren Woo.

(listed alphabetically)



#### **CHRISTOPHER C. CIGARRAN**

Christopher Cigarran is the Vice President of Employer Solutions at Nashville's Healthways, Inc., the nation's leading and largest provider of specialized, comprehensive solutions to help millions of people maintain or improve their health and well-being and, as a result, reduce overall costs.

Cigarran received his undergraduate degree from Bucknell University and his master's degree from Pepperdine University.



#### **THOMAS G. CIGARRAN**

Thomas Cigarran is a co-founder, former CEO and current chairman of the Nashville-based Healthways, Inc., the nation's leading and largest provider of comprehensive health and care support programs and services. He also serves as chairman of AmSurg Corp., a single-specialty, practice-based ambulatory surgery center company. On March 1, 2010, he was named the third Chairman of the Predators.

Cigarran serves as chairman of the Alignment Nashville Operating Board, the Haiti Mission Education Committee and the advisory board of the Vanderbilt Owen School Healthcare MBA program. He also serves as a member of the boards of the Vanderbilt University Medical Center, the Nashville Alliance for Public Education, the Nashville Health Care Council and Harpeth Hall School.

Cigarran is a graduate of Villanova University with a Master's degree from the New York University Graduate School of Business.



#### **JOEL AND HOLLY DOBBERPUHL**

Joel Dobberpuhl is the CEO and portfolio manager of Jetstream Capital, a global hedge fund he founded in 2003. Prior to founding Jetstream Capital, Dobberpuhl was a senior portfolio manager for AIM investments. He is also the Predators representative on the NHL Board of Governors.

Dobberpuhl received his degree from Southern Methodist University in 1988 alongside Holly (Stone) Dobberpuhl. Together, the Dobberpuhls are active in several charities based in the Nashville Area and have both served on the boards of Mercy Children's Clinic and Rocketown Ministries. Mrs. Dobberpuhl, a passionate Predators fan, also serves on the board of Saddle Up!, a therapeutic riding facility in Franklin, Tenn.



Joel, Holly, son Samuel and daughter Lily reside in Nashville.

## OWNERSHIP



### **DAVID S. FREEMAN**

David S. Freeman is the founder and CEO of 36 Venture Capital, which maintains investments in professional sports clubs (the Predators, in addition to the West Tennessee Diamond Jaxx Double-A baseball club, Derby County Rams ECL soccer club). The company's portfolio also includes operating companies in the apparel (Swiftwick), promotional, media, real estate and education industries.

He was the founder and CEO of Commodore Medical Services, which grew to be the second-largest company in the medical waste industry at the time of its sale in 2007. He also practiced mergers and acquisition law for more than 10 years in Dallas and Nashville. Freeman also serves as a member of the Board of Trustees of the United Way of Metropolitan Nashville.

Freeman received his undergraduate degree at the University of Tennessee and a Juris Doctor degree from the Vanderbilt University School of Law. Born and raised in Knoxville, Tenn., the Freeman family resides in Nashville.



### **HERBERT A. FRITCH**

Herbert Fritch has served as the chairman and chief executive officer of HealthSpring, Inc., and its predecessor, NewQuest, LLC, since it began operation in 2000. Beginning his career in 1973 as an actuary, Fritch has more than 30 years of experience in the managed healthcare business. He is also one of the Predators three alternate governors.

A graduate of Carleton College, Fritch and his wife Barbara reside in Nashville. They are members of United Way's Tocqueville Society and Barbara serves on the board of the Nashville Zoo.



### **DEWITT C. THOMPSON V**

DeWitt (De) C. Thompson V currently serves as the president of Thompson Machinery, the Caterpillar dealer for Middle and West Tennessee and North Mississippi.

Thompson founded PureWorks, Inc. in 1999 and continues to serve as the company's chairman of the board. He also serves as chairman of the Nashville City Paper.

A graduate of Vanderbilt University, Thompson, his wife Jamee, son DeWitt VI and daughters Helen and Grace reside in Nashville.



### **JOHN P.G. THOMPSON**

John Thompson is an executive sales manager at Thompson Machinery, where he has worked since January 2006. He is a director of PHG Energy, and he owns and manages Thompson Properties, LLC, a real estate property investment property. Prior to working for Thompson Machinery, he served as an asset manager for Covenant Capital Group, LLC.

A graduate of Vanderbilt University, Thompson is active in the Nashville community, although he currently lives in Memphis, Tenn. He serves as a volunteer for preschool children with special needs, is a fundraising founder for the Cystic Fibrosis Foundation and a member of the Young Alumni Board of Nashville's Montgomery Bell Academy.



### **WARREN WOO**

Warren Woo is the founder of Breakaway Capital, an investment firm based in Los Angeles. Prior to founding Breakaway Capital in 2007, Warren was a Founding Partner and Managing Director at Moelis & Company as well as a Vice Chairman, member of the Board of Directors and Global Head of Financial Sponsors, Hedge Funds and Leveraged Finance of UBS Investment Bank.

He graduated from the Stanford University Graduate School of Business and from UCLA with a B.A. in economics.

Warren is also a member of the Board of Directors of the West Valley Wolves, a youth hockey club. Warren lives in Los Angeles, Calif., with his wife and two sons.

### DAVID POILE PRESIDENT OF HOCKEY OPERATIONS/GENERAL MANAGER



Nashville Predators President of Hockey Operations/General Manager and Alternate Governor David Poile has been a top voice in the National Hockey League for 28 years (15 with Washington, 13 with Nashville), second only in consecutive active seasons as a GM to the New York

Rangers' Glen Sather (30 years). His overall tenure as a general manager ranks as the sixth longest in NHL history, and in December 2007, he added President of Hockey Operations to his title for the first time in his career. Poile added a couple more impressive accomplishments to his lengthy resume in 2010. In February, he watched the United States Olympic squad, which he helped construct as the team's associate general manager, claim silver in the Vancouver Winter Games, and on March 21 at St. Louis, he picked up his 1,000th win as a general manager in a 3-2 Predators win.

According to Jason Farris of [nhlgms.com](http://nhlgms.com), Poile ranks third all-time in both wins (1,005) and games (2,082) by a general manager. Harry Sinden (1,146) ranks first on the wins list, followed by Glen Sather (1,100), while Sather is first on the games list (2,324) with Sinden (2,152) second.

As the architect of a club built on speed and skill, Poile saw his development through home-grown talent continue to produce in 2009-10 as the team made its fifth playoff appearance in the past six seasons, becoming one of just eight teams League-wide to attain the feat. In total, a franchise-record 17 draft picks suited up for Nashville during its third 100-plus point season in 2009-10, including five 2010 Olympians (Martin Erat, Patric Hornqvist, Alexander Sulzer, silver-medalist Ryan Suter and gold-medalist Shea Weber) and five more who made their NHL debuts (Cody Franson, Teemu Laakso, Nick Spaling, Andreas Thuresson and Colin Wilson). Hornqvist, the final pick of the 2005 Entry Draft (230th overall), was arguably the NHL's breakout performer of 2009-10, increasing his goal total from two as a rookie to 30 in his second season, while five other Poile draft picks (Dan Hamhuis, Kevin Klein, David Legwand, Pekka Rinne and Jordin Tootoo) also helped construct Nashville's young, talented core. Rinne, who signed a two-year contract in February 2010, is one of the League's top up-and-coming

young netminders and was selected with the final pick of the now-nonexistent eighth round (258th overall) in 2004.

Poile has supplemented his drafted talent with veterans like Matthew Lombardi, J.P. Dumont and Steve Sullivan, and pleasant surprises like Joel Ward and Marcel Goc to create a balanced lineup.

Under Poile's direction, the Predators have been one of the top teams in the NHL since evolving from an expansion team in the early 2000s, to a bona fide contender. Since the start of 2005-06, Nashville's 228 wins ranks fifth-best in the league, while 131 home victories puts them third in the NHL. Additionally, the Predators have reached the 40-win mark in five consecutive seasons, something accomplished by just four other franchises (Calgary, Detroit, New Jersey and San Jose).

Building a team that was one of 11 in the NHL to hit the 100-point mark in 2009-10 with a 47-29-6 record, despite having a payroll ranked 28th in the League, earned Poile a spot as a finalist for the NHL's inaugural General Manager of the Year Award.

This isn't the first time, however, that Poile has been recognized for his accomplishments in the Music City. In 2006-07, he was recognized by *The Sporting News* as its Executive of the Year, an honor he had received twice previously (1982-83 and 1983-84) and which is determined through a vote of his peers, after the Predators finished the season with the second-most points in the Western Conference and tied for the third-most points in the entire National Hockey League. The Predators established franchise records in points (110), wins (51), road wins (23) and goals (272) during the campaign. Locally, *Business TN* magazine honored him as the magazine's "CEO of the Year" for 2006 based on his consistent and successful track record as the team's architect.

The aggressive team-building plan implemented by Poile from the franchise's inception has transformed the organization into one of the NHL's most promising clubs. Crucial to the plan's success is the ability to make the right selections and develop the young prospects. Poile has assembled a bright staff of personnel charged with those responsibilities, including assistant general manager Paul Fenton, chief amateur scout Jeff Kealty, and a coaching staff led by Barry Trotz.

Poile has long been a proponent of a strong developmental system as a means to develop promising young players into productive NHL players. The Predators' primary developmental affiliate, the American Hockey League's Milwaukee Admirals, captured the first Calder Cup Championship in franchise history in 2004 and revisited the Calder Cup Finals in 2006. In 2009-10, the Admirals made their eighth consecutive playoff appearance and became the first team in AHL history to post 40-or-more wins and 90-or-more points for a seventh consecutive season. The Admirals have also captured the West Division title on three occasions, and have accumulated at least 100 points four times, each season with teams made up predominately of Predators prospects.

Poile's wisdom and experience is clearly valued throughout the hockey world. He was named associate general manager for the 2010 United States Olympic Team on June 6, 2008, and helped select the team built on youthful speed and skill in December 2009. Team USA would become one of the headline stories of the 2010 Games, capturing the hearts of a nation en route to a silver medal. He also served as associate GM for the U.S.'s entries into the 2009 and 2010 International Ice Hockey Federation World Championships, and as general manager at the 1998 and 1999 tournaments.

He was also selected as one of four NHL general managers to sit on the first NHL Competition Committee in 2005. The steering body formulates and recommends rule changes for approval by the NHL Board of Governors. In this role, he helped usher in the new era of NHL hockey – featuring on-ice innovations such as the regular-season shootout and the elimination of the red line – while at the same time drawing upon the wealth of experience accumulated through his many years in the game. The Competition Committee continues to be one of the most influential bodies in the game today.

In 2001, Poile was a recipient of the Lester Patrick Award in recognition of contributions to hockey in the United States. Poile has devoted his professional career to hockey and the NHL, particularly in non-traditional markets. His late father, Bud Poile, also a recipient of the Lester Patrick Award (1989) and a member of the Hockey Hall of Fame (1990), served as general manager of two expansion franchises – first in Philadelphia (1967) and then in Vancouver (1970). David Poile began his professional career as an administrative assistant with the Atlanta Flames expansion franchise in 1972 and spent 10 years with the organization before being named general manager of the Washington Capitals in 1982.

For the 1982-83 season, Poile took the reins of a Washington team that had never made the Stanley Cup Playoffs. In his 15 years there, the Capitals advanced to the postseason 14 times. The 1997-98 Capitals, largely comprised of players Poile acquired, advanced to the Stanley Cup Finals. During his 15-year tenure, the Caps compiled a record of 595-454-124 (.559), ranking among the NHL's top-five teams during that span.

Poile was instrumental in the league's adoption of the instant replay rule in 1991. He was awarded *Inside Hockey's* Man of the Year award for his leadership on the issue.

A graduate of Northeastern University in Boston, Poile was hockey team captain, leading scorer and most valuable player for two years, earning a place in the University's Hall of Fame.

He and his wife, Elizabeth, reside in Nashville. The Poiles have two children – daughter Lauren and son Brian – who was named the Predators Director of Hockey Operations in July 2010 – and a granddaughter – Ellie.

### LONGEST TENURED GENERAL MANAGERS

GENERAL MANAGER	TEAM(S)	YEARS	SEASONS
Jack Adams	DET	35	1927-28 to 1961-62
Conn Smythe	TOR	30	1927-28 to 1956-57
Art Ross	BOS	30	1924-25 to 1953-54
Glen Sather*	EDM, NYR	30	1980-81 to 2009-10
Harry Sinden	BOS	29	1972-73 to 2000-01
<b>David Poile*</b>	<b>WSH, NSH</b>	<b>28</b>	<b>1982-83 to 2009-10</b>

\* denotes active

### **JEFF COGEN** CHIEF EXECUTIVE OFFICER



Jeff Cogen brings more than 30 years of experience in the sports and entertainment industry to the Nashville Predators as the team's Chief Executive Officer, a role he was named to on August 10, 2010. As the CEO of both the Predators and Bridgestone Arena, Cogen is responsible

for running all business operations of both the club and the arena.

Prior to joining the Predators, Cogen served as President of both the Dallas Stars (2007-10) and Texas Rangers (2004-07) after previously working under the Hicks Sports Group umbrella from 1993-2001. As President of the Rangers, and then the Stars, Cogen ran all business aspects of the franchises, and also served as Hicks Sports Group's primary representative on the American Airlines Center Board that provides oversight and leadership on all arena issues including overall financial performance, capital expenditures, third-party events and team operations.

With the Rangers, where he was also Chief Operating Officer for one year, Cogen increased revenues by 20 percent over a three-year span, and generated revenue streams through a landmark naming-rights deal (Amerquest Field in Arlington), and through non-traditional outlets such as technological partnerships.

In his first stint with the Stars as Vice President of Marketing and Sales from 1993-99, Cogen helped build the newly relocated franchise's season ticket base to more than 15,000 fans and saw a sellout streak that lasted more than 150 games over a nearly four-season span. After being promoted to Executive V.P. of Marketing and Sales of Southwest Sports Group (entity that operated both the Stars and Rangers), Cogen created synergies between the teams that led to exponential rises in ticket and sponsorship revenue.

Cogen's two stints in Dallas were bridged by a successful two-year stretch as Chief Operating Officer of the Florida Panthers and the then Office Depot Center. From 2001-03, he executed a naming rights agreement for the venue, and boosted income on both the team and building sides via joint entertainment ventures.

The Newport News, Va., native's first taste of professional sports came as Director, and later Vice President of Marketing for Olympia Arenas, the managing company of Detroit Red Wings, Joe Louis Arena and Fox Theater, from 1986-93. He started his career with Ringling Brothers and Barnum and Bailey Shows in 1979, managing more than 100 engagements a week until August 1986.

The graduate of Old Dominion University and his wife, Jill, have three children – twin daughters Kendall and Taylor (16) and a son, Matthew (15).



### SEAN HENRY *PRESIDENT/CHIEF OPERATING OFFICER*



Sean Henry joins The Nashville Predators and Bridgestone Arena for the 2010-11 season as their President and Chief Operating Officer. He brings a proven track record of success built upon a unique and aggressive approach to the sports and entertainment industry. As President and COO, he is responsible for the business operations of the franchise and venue.

Henry spent 11 years with the Tampa Bay Lightning and St. Pete Times Forum prior to joining the Predators, serving as both interim CEO and Executive Vice President/COO, which included having his name engraved on the Stanley Cup for the Lightning's 2004 championship. While overseeing business operations for the Lightning, St. Petersburg Times Forum and Single-A baseball's Asheville Tourists, the company saw a dramatic increase in all revenue areas and a remarkable turnaround in attendance, financial results and community standing.

Henry's contributions in his years with the Lightning were vital to the organization's marked financial turnaround. The drastic improvements in the franchise's business came by significantly growing suite, ticket revenues and sponsorship revenues, amending and/or terminating existing service contracts, more than doubling ancillary revenues, re-engineering the City/County lease, turning The St. Pete Times Forum into one of the busiest venues in the country and always putting the team's fans' needs and environment at the forefront of the business. The organization and its management style were lauded throughout the industry for their uniqueness, aggressiveness and innovation.

Henry led the philosophical and physical renovations of the facility and its staff. He designed and implemented the creation of the first all inclusive club

in the industry, The XO Club, constructed additional suites, created opera boxes, new customer/client service departments, countless branded areas, and the "Fill the Forum" program of encouraging every employee to assist in building relationships throughout the community to help introduce the team to new season ticket holders. The XO Club, Opera Boxes and Fill the Forum sales plans have been emulated throughout the industry.

Henry's two years prior to his time with the Lightning were spent as Vice President of Sales and Marketing with Unity Motion in St. Louis, Mo., the first company to design, develop and market High Definition television systems to retail markets. With Unity Motion, Henry built the sales department and independent rep firm system to introduce and sell the first HDTV and HD satellite systems to the consumer market, building a retail network of more than 2,000 stores across the country in less than 12 months. He also negotiated the rights to broadcast the first live HD game in the United States with the NBA's Portland Trailblazers.

The Long Island native started his career with Volume Services Inc., a leader in ancillary services in the Sports and Entertainment industry, in 1983 as a busboy and would serve in various building management roles with the company from 1990-97. Henry spent five seasons as General Manager of the Palace of Auburn Hills, home of the NBA's Detroit Pistons, two seasons as Regional General Manager of the Trans World Dome, home of the NFL's St. Louis Rams and one year as Project Capital Manager at Jack Kent Cooke Stadium, the then new home of the NFL's Washington Redskins.

Henry is a graduate of The State University of New York. He and his wife Tracey were very active members in Tampa Bay's youth sports, their children's schools and several other civic and charitable organizations, and look forward to immersing themselves in similar fashion in the Nashville community. Sean and Tracey have relocated to the area with their sons Steven (14) and Matthew (10), and their daughters Amy (6) and Jessica (3).



### **CHRIS PARKER** EXECUTIVE VICE PRESIDENT/CHIEF SALES & MARKETING OFFICER



Now entering his third full season with the Predators/Bridgestone Arena, Executive Vice President/ Chief Sales and Marketing Officer Chris Parker has led the effort to secure partnerships with some of Nashville's – and the nation's – most respected and recognizable companies since being promoted to his current title on March 1, 2009. During the 2009-10 season, Parker directed the organization's efforts to secure Bridgestone

Americas Tire Operations Inc., as the new arena naming rights partner. Additionally, he was instrumental in adding the likes of Patron Spirits Company, whose name is now on the Arena's Suite Level Restaurant, the Ford Motor Company/Mid-South Ford Dealers, Comcast, and Nashville-based entities Vanderbilt University Medical Center, Daily's Convenience Stores and Mars Pet Care.

Parker also led the organization's efforts to secure a new long-term television rights agreement with FOX Sports Tennessee/ Sports South. The agreement, which increases the number of telecasts, is also the most lucrative in franchise history. On the ticket sales front, Parker initiated a restructuring effort that resulted in the creation of an inside sales team and a fan relations group more focused and dedicated on the needs of existing ticket holders.

In his role with the Predators/Bridgestone Arena, Parker oversees all sales functions of the organization including

ticket sales, corporate partnerships and premium seats. He also directs all aspects of the club's business and broadcast partnerships, both locally, nationally and with the NHL league office.

Parker originally joined the Predators in March, 2008 as Senior Vice President of Corporate Development. Prior to coming to Nashville, he served as the Vice President of Business Development with Palace Sports & Entertainment in Detroit. While with Palace Sports and Entertainment, the ownership umbrella which includes the Pistons (NBA), the Shock (WNBA), the Palace at Auburn Hills and several concert venues, Parker managed parts of the corporate marketing department and all new business initiatives.

Prior to his time with Palace Sports, Parker spent nearly 10 years with Silicon Valley Sports & Entertainment (SVSE) the parent company of the San Jose Sharks, HP Pavilion Management and the SAP Open tennis tournament. Parker spent his last five years in San Jose as the Director, Corporate Partnerships where he oversaw all aspects of the organization's corporate sales and service initiatives. During his tenure with SVSE, Parker was responsible for more than \$100 million in gross sales, including the naming rights to HP Pavilion, the SAP Open (ATP) and the Comerica Bank Club.

A graduate of the University of Michigan with a degree in sports management and communications, Parker began his sports career with the International Hockey League head office in suburban Detroit.

Parker resides in Nashville and serves on several philanthropic boards and committees including the Alumni Advisory Board of the Division of Kinesiology at the University of Michigan, as Vice Chairman of the Bernard P. "Pat" Maloy Endowed Scholarship at Michigan and the Board of Directors for Junior Achievement of Middle Tennessee.

### **GERRY HELPER** SENIOR VICE PRESIDENT OF HOCKEY COMMUNICATIONS & PUBLIC RELATIONS



Gerry Helper joined the Predators in October 1997, and was named senior vice president and special assistant to the president in August 2009. Now in his second season in this role, Helper's duties include serving as a liaison with the Sports Authority, Sports Council, Metro and State Governments and the new Music City Center being constructed across the street from Bridgestone Arena. Helper is also responsible for external organizational and franchise communication

issues and the development of strategic communications for Bridgestone Arena. He also serves as president of the Predators Foundation, which has awarded more than \$2.5 million to Nashville area charitable and community service organizations, including a single-season record 115 grants in 2009-10.

Helper has also been active with USA Hockey, serving as a communications liaison for the United States' silver medal-winning entry at the 2010 Vancouver Olympics and on USA Hockey's marketing council from 1994-99.

In his prior role with the Predators from 1998-2009, Helper oversaw the club's media and public relations efforts, publications, the team's website, amateur hockey efforts and community relations initiatives. He continues to serve on the NHL's Communications Advisory Board and was the organization's point person with the NHL for the 2003 NHL Entry Draft in Nashville, which drew more than 13,000 people to Bridgestone Arena.

In his first stint with an expansion franchise, Helper spent nearly seven years (1991-97) with the Tampa Bay Lightning as the team's vice president of communications. He assisted with the development of Tampa Bay's successful 1999 NHL All-Star Weekend bid. He also spent time as the NHL's director of information (1987-89) and director of public relations (1989-91) after beginning his sports career with the NHL's Buffalo Sabres (1979-86). He also worked several Stanley Cup Finals and All-Star Games in his time with the League and the Sabres.

Helper is on the board of directors for the YMCA and the Nashville Sports Council. He is a 1979 graduate of St. Bonaventure University with a BA in mass communications and a 2000 graduate of Leadership Music.

Helper resides in Franklin, Tenn., with his wife, Kim, and daughters, Renee and Abigail.



### **CHRIS JUNGHANS** SENIOR VICE PRESIDENT, CORPORATE DEVELOPMENT



Chris Junghans was named Senior Vice President, Corporate Development for the Predators and Bridgestone Arena in July of 2009. In this role he directs both the Corporate Partnerships and Premium Seat sales and service staff which strive to bring unique customer experiences and partnerships to key customers and brands. In his short

tenure he's helped to secure partnerships with some of the world's most recognizable brands including McDonald's, Pepsi and Anheuser-Busch.

Prior to his current role, Junghans led the Premium Seat division for the Predators and Bridgestone Arena. During his tenure as both a Director and Vice President, he was able to develop key products and services that led to a 100 percent increase in sales.

In addition, he helped pioneer the Bench Seats program which has become a key source of revenue for most of the NHL's 30 clubs.

Junghans started his career with the Florida Panthers in ticket sales and quickly moved through the ranks. After a successful campaign in Florida, he accepted the role of Group and Suite Sales Manager with the Predators where his teams consistently ranked near the top in annual group sales dollars.

In 2007 he was promoted to Vice President, Premium Seat Sales where he formulated a plan to renew more than 60 percent of the team's suite business. The plan and execution proved successful as the team earned a 25 percent increase year over year and became a model for other franchises.

Born in Washington, D.C., Junghans is a graduate of the University of North Carolina at Charlotte where he was the starting catcher for the UNCC 49ers and was drafted in the 11th round by the Milwaukee Brewers. Chris resides in Franklin, with his wife, Carolina. They have three children, Lia, Alex and Sofie.

### **MICHELLE KENNEDY** EXECUTIVE VICE PRESIDENT/CORPORATE COUNSEL & CHIEF FINANCIAL OFFICER



Michelle Kennedy joined the Predators full-time in March of 2008 as In-House Counsel. Since joining the organization, Michelle's role has grown from her initial charge of dealing with contractual and compliance matters into a larger role that includes serving as the organization's primary contact with the ownership group,

in addition to being involved in, and coordinating, all legal matters. Kennedy also plays a primary role in managing risk and legal issues for Powers Management, the company that operates Bridgestone Arena. In this capacity, she is extensively involved with key Sports Authority and Metro Government matters. Kennedy is responsible for oversight of the Human Resources department as well.

Kennedy, also a certified public accountant (CPA), began her career as an auditor at KPMG International, an advisory, audit and tax services company. After nearly five years in public accounting, she joined Vanderbilt University as an Associate Director of Athletics. For six years, she was responsible for oversight of the department's business operations, including ticket operations, facilities, game and event management, as well as oversight of marketing and corporate sponsorship activities. Kennedy continued to work in a consultative capacity for Vanderbilt while attending law school.

Kennedy obtained a B.A. in economics from Vanderbilt University in 1992 and a Juris Doctorate from Vanderbilt University in 2007. A native of Hawesville, Kentucky, Kennedy now resides in Nashville.

### PAUL FENTON ASSISTANT GENERAL MANAGER



Now in his 13th season with the Predators, and his fifth as the club's assistant general manager, Paul Fenton has been instrumental in bringing in many of Nashville's core players, primarily through the draft, but also through trades and free agent signings.

After serving as the director of player personnel for the Predators' first eight

seasons, Fenton was promoted to assistant general manager on June 5, 2006, where he oversees the Predators' amateur player development, manages the team's professional and amateur scouting staff and advises President of Hockey Operations/General Manager David Poile on player personnel decisions. He has been in charge of all player acquisitions since joining the Predators and managed the club's Entry Draft efforts since 2003 (when the team selected Ryan Suter, Shea Weber, Kevin Klein and Alexander Sulzer), doing so jointly with Chief Amateur Scout Jeff Kealty in the process since 2008. Fenton also serves as general manager of the Predators' primary developmental affiliate, the Milwaukee Admirals of the American Hockey League, who made their eighth consecutive playoff appearance and became the first team in AHL

history to post 40-or-more wins and 90-or-more points for a seventh consecutive season in 2009-10.

Fenton joined the Predators after spending five seasons in the Anaheim Ducks' hockey operations department. He served as a scout during his first three seasons with the Ducks and as the chief professional scout the last two years. A number of players drafted during Fenton's run with the Ducks – such as Paul Kariya, Steve Rucchin, Ruslan Salei and Mike LeClerc – led Anaheim to the 2003 Stanley Cup Finals. The Springfield, Mass., native also helped facilitate one of the Anaheim franchise's largest trades, the February 1996 acquisition of Teemu Selanne.

Fenton played eight seasons in the NHL before joining the scouting ranks. He amassed 100 goals and 83 assists in 411 NHL contests while playing for seven different NHL teams, including San Jose during the Sharks' inaugural season (1991-92). In 1989-90, the former Boston University Terrier scored an NHL career-high 32 goals for the Winnipeg Jets, and his impressive playing resume also includes three selections to AHL and IHL All-Star teams.

Paul and his wife, Nona, reside in Brentwood. They have two sons, P.J. and Owen. P.J. was the San Jose Sharks' sixth selection, 162nd overall (fifth round), in the 2005 NHL Entry Draft and will play his second professional season in Germany in 2010-11 with the Dusseldorf (DEG) Metro Stars. Owen is entering the doctorate program in chemistry at the Massachusetts Institute of Technology (MIT) in the fall of 2010.

#### FENTON'S PLAYING CAREER

REGULAR SEASON								PLAYOFFS				
Season	Club	League	GP	G	A	PTS	PIM	GP	G	A	PTS	PIM
1979-80	Boston U.	ECAC	28	12	21	33	18	--	--	--	--	--
1980-81	Boston U.	ECAC	7	4	4	8	0	--	--	--	--	--
1981-82	Boston U.	ECAC	28	20	13	33	28	--	--	--	--	--
1982-83	Peoria	IHL	82	60	51	111	53	--	--	--	--	--
	Colorado	CHL	1	0	1	1	0	3	2	0	2	2
1983-84	Binghamton	AHL	78	41	24	65	67	--	--	--	--	--
1984-85	Binghamton	AHL	45	26	21	47	18	--	--	--	--	--
	Hartford	NHL	33	7	5	12	10	--	--	--	--	--
1985-86	Binghamton	AHL	75	53	35	88	87	6	2	0	2	0
	Hartford	NHL	1	0	0	0	0	--	--	--	--	--
1986-87	New Haven	AHL	70	37	38	75	45	7	6	4	10	6
	NY Rangers	NHL	8	0	0	0	2	--	--	--	--	--
1987-88	New Haven	AHL	5	11	5	16	9	--	--	--	--	--
	Los Angeles	NHL	71	20	23	43	46	5	2	1	3	2
1988-89	Los Angeles	NHL	21	2	3	5	6	--	--	--	--	--
	Winnipeg	NHL	59	14	9	23	33	--	--	--	--	--
1989-90	Winnipeg	NHL	80	32	18	50	40	7	2	0	2	23
1990-91	Winnipeg	NHL	17	4	4	8	18	--	--	--	--	--
	Toronto	NHL	30	5	10	15	0	--	--	--	--	--
	Calgary	NHL	31	5	7	12	10	5	0	0	0	2
1991-92	San Jose	NHL	60	11	4	15	33	--	--	--	--	--
	NHL TOTALS		411	100	83	183	198	17	4	1	5	27

### **MARTIN GELINAS** *DIRECTOR OF PLAYER DEVELOPMENT*



Martin Gelinas enters his second season as the Predators Director of Player Development in 2010-11 after having a distinguished playing career that spanned 21 seasons and three decades. In his role, Gelinas is responsible for following and evaluating prospects drafted by Nashville, in addition to working with players on all levels throughout the United States, Canada and Europe. He assists

them with their maturation process into NHL players by focusing on nutrition, off-ice workouts and conditioning, practice habits and game performance.

A native of Shawinigan, Quebec, Gelinas posted 660 points (309g-351a) in 1,273 NHL games (1988-2008), and also played two professional seasons in Switzerland (2004-05 and 2008-09) amassing 83 points (53g-30a) in 69 games. The left wing with Edmonton, Quebec, Vancouver, Carolina, Calgary and Florida rounded out his NHL career with the Predators in 2007-08, appearing in 57 games (9g-11a-20pts). At the close of the 2009-10 season, Gelinas' regular-season game total ranked 59th all-time.

He became the oldest player ever to don a Nashville jersey when he made his debut with the club on October 4, 2007, and was the team's nominee for the Masterton Trophy after having his season cut short due to a knee injury sustained on February 21, 2008. His top offensive season came in 1996-97 with the Canucks when he registered 68 points (35g-33a) in 74 games.

Gelinas won a Stanley Cup with Edmonton in his first full NHL season (1989-90), and also advanced to the Cup final with Vancouver (1994), Carolina (2002) and Calgary (2004). During his 19-season career, he appeared in the Stanley Cup Playoffs 10 times, notching 56 points (23g-33a) in 147 games. He is one of only two players in NHL history to have scored three playoff series-clinching goals in one season (the other was Ken Linseman), achieving the feat during Calgary's 2004 Cup run. Two of the goals were in overtime, and he also scored the overtime goal in Game Six against Toronto that put the Carolina Hurricanes into the Stanley Cup Finals in 2002.

The Los Angeles Kings' first choice (seventh overall) in the 1988 NHL Entry Draft, Gelinas was traded to Edmonton in the package that sent Wayne Gretzky to L.A. on August 9, 1988.

Gelinas is based out of Calgary, Alberta, where he resides with his wife, Jane, son, Matthew, and daughters, Cameron and Morgan. Matthew was selected by Swift Current in the 2010 Western Hockey League Bantam Draft.

### **BRIAN POILE** *DIRECTOR OF HOCKEY OPERATIONS*



Brian Poile enters his first season with the Nashville Predators as the Director of Hockey Operations in 2010-11. Poile's primary responsibilities for the team include preparation and research for negotiating player contracts, salary arbitration and overseeing minor league affiliation agreements with the American Hockey League's Milwaukee Admirals and ECHL's Cincinnati Cyclones. He is

also involved with fiscal and strategic planning, evaluating pro and amateur players and managing the club's payroll, salary cap and compliance with the Collective Bargaining Agreement, as well as the day-to-day business operations of the hockey department.

Poile began his career with the NHL's Dallas Stars, spending one season as the Stars' Director of Team Services and three seasons as the Director of Hockey Operations for their American Hockey League affiliate, the Utah Grizzlies, in Salt Lake City. In his role in Utah, Poile managed the Grizzlies hockey department, club roster, budget, player contracts, team travel, schedules, training camps, scouting and player call-ups. He also served as an Alternate Team Governor, in addition to managing NHL/ECHL affiliation agreements and the AHL, Professional Hockey Players Association and Collective Bargaining Agreement issues.

Hockey roots run deep in the Poile family. He is the son of Predators' President of Hockey Operations/General Manager, David Poile, and grandson of Hockey Hall of Fame Inductee, Norman "Bud" Poile. Poile earned his bachelor's degree in communications at Boston College in 2000.

# MANAGEMENT & STAFF

---

## SCOUTING STAFF

### JEFF KEALTY CHIEF AMATEUR SCOUT



Kealty, now in his 10th season with the organization, has been managing the club's amateur scouting operation as the Predators Chief Amateur Scout since July 25, 2007. In addition to monitoring the best draft-eligible talent around the globe, Kealty keeps an eye on the CHL, NCAA and other junior leagues in North America and Europe. Reporting to Assistant General Manager Paul Fenton, Kealty also spearheads the team's annual efforts at the NHL Entry Draft.

The Boston native has overseen Nashville's past three drafts, helping to bolster the club's depth across the board. The 2010 Draft saw Kealty and staff select big, two-way forward Austin Watson (18th overall), just one year after tabbing highly skilled blueliner Ryan Ellis (11th overall). In his first draft as chief amateur scout, Nashville made seven trades, eventually selecting forward Colin Wilson (seventh overall), who played half the 2009-10 season at the NHL level, and blue-chip goaltender Chet Pickard (18th overall) in the first round. It was the first time in franchise history the team had two first-round selections.

A former first-round pick (22nd overall) of the Quebec Nordiques in 1994, Kealty was signed by Nashville as a free agent in 1998 following a four-year college career at Boston University. The former defenseman played one pro season for the Milwaukee Admirals (International Hockey League) before his playing career was cut short due to injury.

Kealty, his wife Lynn, daughter Lydia and son James (twins) reside in Norfolk, Mass.

## SCOUTING STAFF



**Martin Bakula**  
European Scout



**Lucas Bergman**  
European Scout



**Nick Beverley**  
Pro Scout



**Jason Bukala**  
North American  
Amateur Scout



**Shawn Dineen**  
Pro Scout



**Janne Kekalainen**  
European Scout



**Gary Knickle**  
North American  
Amateur Scout



**Rick Knickle**  
North American  
Amateur Scout



**Tom Nolan**  
North American  
Amateur Scout



**Glen Sanders**  
North American  
Amateur Scout



**David Westby**  
North American  
Amateur Scout

**BRIDGESTONE**



Sure, it's just a tire.  
Like the ancient redwood is just a tree.



For drivers who want to get the most out of their cars.

**IT'S BRIDGESTONE  
OR NOTHING.**

**ECOPIA™**

bridgestonetire.com 1-800-807-9555 tiresafety.com

**B** PASSION  
IN EXCELLENCE

### **BARRY TROTZ** HEAD COACH



Guiding the ship for the Predators is 2010 Jack Adams Award finalist Barry Trotz, the first and only head coach in club history. In his 12 seasons and 13 years as the Predators' bench boss, Trotz has put himself among some legendary names, ranking sixth all-time in both games coached (902) and wins (411) with a single franchise. Additionally, he is only the second coach in NHL history to spend each of the first 10 seasons as a team's head coach joining the New York Rangers' Lester Patrick (13 seasons, 1926-39).

Trotz, the second-longest tenured coach in the NHL behind only Buffalo's Lindy Ruff, finished second in voting for the Jack Adams Award as "the NHL coach adjudged to have contributed the most to his team's success" (as voted on by the NHL Broadcasters' Association) in his first time as an award finalist in 2009-10 after leading his squad to a 47-29-6 record for 100 points, the third-best finish in franchise history and good for Nashville's fifth playoff berth in the last six seasons, something accomplished by only seven other franchises. The club played its best hockey down the stretch, posting the NHL's fourth-best record after the Olympic break (14-6-1). On April 3, 2010 – the day Nashville clinched a spot in the postseason – Trotz coached his 900th NHL game joining Al Arbour (N.Y. Islanders), Billy Reay (Chicago), Lindy Ruff (Buffalo), Jack Adams (Detroit) and Toe Blake (Montreal) as the only coaches to reach the milestone with one team.

He also continued his ascension up the wins with a single franchise list during 2009-10. In the season finale vs. St. Louis, he won his 411th career contest, moving past coaching legend Scotty Bowman's tenure with Detroit and into sixth all-time behind only Arbour (739), Ruff (483), Glen Sather (464, Edmonton), Dick Irvin (431, Montreal) and Bowman's 419 wins with Montreal.

Trotz's mission has evolved from fielding a competitive and hardworking expansion club to directing a young, hungry, hard-working group that is perennially a playoff contender. Since the Predators advanced to the postseason for the

first time six campaigns ago, they have averaged more than 97 points per season (91 in 2003-04, 106 in 2005-06, 110 in 2006-07, 91 in 2007-08, 88 in 2008-09 and 100 in 2009-10). He has also led the Predators to the fifth-most wins (228) and third-most home victories (131) in the League since the start of the 2005-06 season.

Trotz also raked in the individual accolades following the 2006-07 campaign after guiding the Predators to the second-most points in the Western Conference and tied for the third-most points in the entire National Hockey League, notching franchise records in points (110), wins (51), road wins (23) and goals (272) in the process. He was named 2007 Coach of the Year by *The Sporting News*, an honor determined through a vote of his peers, in addition to finishing fourth in Jack Adams voting and serving as an assistant coach for the Western Conference All-Stars at the 2007 NHL All-Star Game.

The 47-year-old Winnipeg native reached his goal of becoming an NHL head coach when he was named to his current position on Aug. 6, 1997. After a year aggressively scouting talent in North America and Europe, Trotz and his staff made the most of their opportunity by leading the inaugural edition (1998-99) of the Predators to a 28-47-7 record. Starting with a 3-2 victory over the Carolina Hurricanes on Oct. 13, 1998, the Predators' 28 wins were the third-most in expansion history.

On March 1, 2003, Trotz coached his 392nd game with the Nashville Predators, establishing a league record for most games coached by a team's original coach since the NHL's first expansion in 1967. He surpassed current Nashville broadcast analyst Terry Crisp's mark of 391 games coached as the Tampa Bay Lightning's first coach from 1992-97.

Prior to joining the Predators, Trotz spent five seasons (1992-97) as the head coach of the Washington Capitals' primary developmental affiliate in the American Hockey League. He was named head coach of the Baltimore Skipjacks in 1992 after one season as an assistant coach. Following the franchise's relocation to Portland, Maine in 1993, he led the Portland Pirates to two Calder Cup Finals appearances over the next four seasons. In 1994-95, Trotz coached Portland to a Calder Cup Championship and a league-best 43-27-10 record and captured AHL Coach of the Year honors. In 2006, he was honored with election to the Pirates' Hall of Fame.

## COACHING STAFF

Trotz has also gained experience coaching on the international stage, serving as an assistant coach for Team Canada at the IIHF World Championships on three occasions. In 2003, he helped the Canadians strike gold in Russia, and in 2009 he helped guide Canada to a silver medal in Switzerland. The first time he answered the call for his nation came at the 2002 Championships in Sweden.

Trotz began his coaching career in 1984 as an assistant with the University of Manitoba. He then served two seasons (1985-87) as the head coach and general manager of the Dauphin Kings junior hockey club before returning to the University of Manitoba as the head coach in 1987. In January 2001, Trotz was inducted into the University's Hall of Fame.

During the 1987 campaign, Trotz also served as a scout for the Spokane Chiefs (WHL) and a part-time scout for the Capitals. In 1988, he joined Washington as a full-time western scout, and the next season he became the Caps' chief western scout.

Before coaching, Trotz played junior hockey for Regina (WHL) from 1979-83, capturing a WHL championship in 1979-80. The defenseman registered 102 points (19g-83a) and 490 penalty minutes in 204 games.

The popular head coach and his family are active in a variety of service and charitable initiatives in the Middle Tennessee community. This commitment was recognized when Trotz was honored with the Community Spirit Award (in recognition for community service) at the 2005 *O'Charley's Dinner of Champions*, presented by the Nashville Sports Council. For the past several seasons, the Trotz family has donated \$500 to My Friend's House (a United Way agency) for each Nashville victory. Trotz is an active board member for the Williamson County YMCA and the United Way, and in 2004-05, coached Nashville high school student-athletes. He also works closely with Best Buddies of Tennessee, a nonprofit organization dedicated to establishing a global volunteer movement that creates opportunities for one-on-one friendships, integrated employment and leadership development for people with intellectual and developmental disabilities.

Barry and his wife, Kim, reside in Brentwood along with their four children: Shalan, Tyson, Tiana and Nolan.

### TROTZ'S COACHING RECORD

REGULAR SEASON								PLAYOFFS			
Season	Team	GP	W	L	T	O	%	GP	W	L	%
1992-93	Baltimore (AHL)	80	28	40	12	--	.425	7	3	4	.429
1993-94	Portland (AHL)	80	43	27	10	--	.600	17	12	5	.705
1994-95	Portland (AHL)	80	46	22	12	--	.650	7	3	4	.429
1995-96	Portland (AHL)	80	32	38	10	--	.463	24	14	10	.583
1996-97	Portland (AHL)	80	37	33	10	--	.525	5	2	3	.400
1998-99	Nashville (NHL)	82	28	47	7	--	.384	--	--	--	--
1999-00	Nashville (NHL)	82	28	40	7	7	.427	--	--	--	--
2000-01	Nashville (NHL)	82	34	36	9	3	.488	--	--	--	--
2001-02	Nashville (NHL)	82	28	41	13	0	.421	--	--	--	--
2002-03	Nashville (NHL)	82	27	35	13	7	.451	--	--	--	--
2003-04	Nashville (NHL)	82	38	29	11	4	.555	6	2	4	.333
2005-06	Nashville (NHL)	82	49	25	--	8	.646	5	1	4	.200
2006-07	Nashville (NHL)	82	51	23	--	8	.671	5	1	4	.200
2007-08	Nashville (NHL)	82	41	32	--	9	.554	6	2	4	.333
2008-09	Nashville (NHL)	82	40	34	--	8	.537	--	--	--	--
2009-10	Nashville (NHL)	82	47	29	--	6	.610	6	2	4	.333
	<b>NHL TOTALS</b>	<b>902</b>	<b>411</b>	<b>371</b>	<b>60</b>	<b>60</b>	<b>.522</b>	<b>28</b>	<b>8</b>	<b>20</b>	<b>.286</b>

### **BRENT PETERSON** ASSOCIATE COACH



Brent Peterson enters his 13th season as a member of the Predators' coaching staff. He was originally appointed to the position of assistant coach on June 19, 1998 and was promoted to associate coach on June 19, 2003. Peterson has helped guide the team to the Stanley Cup Playoffs in five of its last six seasons.

Peterson joined the Predators after serving as head coach of the Portland Winter Hawks (WHL) for seven seasons, posting a 201-138-20 mark. During the 1997-98 season, the Winter Hawks were a league-best 53-14-5 and captured the WHL Championship and the Canadian Hockey League's Memorial Cup. He was originally appointed co-coach in 1991-92 and was named head coach for the 1993-94 season. He recorded 40-or-more victories on four occasions and helped develop NHL first-round picks Adam Deadmarsh (1993), Jason Wiemer (1994), Brenden Morrow (1997) and Marian Hossa (1997).

Prior to joining Portland, the Calgary, Alta., native spent two seasons (1989-91) as an assistant coach with the Hartford Whalers (NHL) following his retirement as a player. The former Detroit first-round pick (1978) played 11 NHL seasons from 1978-89 with Detroit, Buffalo, Vancouver and Hartford. He appeared in 620 NHL games, collecting 213 points (72g-141a) and 484 penalty minutes. Peterson was known as one of the NHL's top defensive forwards and penalty killers.

Peterson teaches area hockey coaches through the Predators' Coaches Clinic series during each season. He is also active in many of the Predators' community-relations initiatives and served as the head coach for Middle Tennessee State University's club team in 2004-05.

In 2007, he established the Peterson for Parkinson's Foundation to benefit Parkinson's Disease research, education and support groups. The Foundation holds a dinner/auction event, a celebrity golf tournament and a golf scramble each year, in addition to sponsoring a team for the Country Music Marathon.

Brent and his wife, Tami, reside in Franklin, Tenn. They have three children: Ryan, Brad and Kristin.

### **PETER HORACHEK** ASSISTANT COACH



Peter Horachek was named assistant coach of the Predators on June 19, 2003. In five of his first six seasons in the NHL, he helped guide the Predators to Stanley Cup Playoff berths.

In 2002-03, Horachek served as head coach of Nashville's primary developmental affiliate, the Milwaukee Admirals of the American Hockey League. He guided the Admirals to a 32-27-14-7 record and their first playoff series victory since 1998.

Prior to becoming head coach of the Admirals, Horachek, a former head coach/director of hockey operations for the ECHL's Nashville Knights, won championships as a coach and a player. In 2000-01, Horachek coached the Orlando Solar Bears to the International Hockey League championship. The Solar Bears went 12-4 in the Turner Cup Playoffs and Horachek was named the 2001 IHL Coach of the Year.

The Stoney Creek, Ont., native took over the coaching duties for Orlando in 1999 after serving as an assistant the previous four seasons. After the Orlando franchise ceased operations following the 2000-01 season, Horachek coached the Trenton Titans of the ECHL to a Northern Conference Championship (46-16-10, .708) in 2001-02.

Horachek began his coaching career in the IHL as an assistant coach with Saginaw in 1987-88. He spent one year as a player/assistant coach with Flint, and another as a player/head coach in Norway. Horachek was named head coach/director of hockey operations for the Nashville Knights (ECHL) in 1990.

As a player, Horachek held the title of team captain in four of his five seasons with the Saginaw/Flint Generals and won a Turner Cup Championship in 1984. In 545 career professional games, he tallied 188 goals and 238 assists (188g-238a-426pts).

Horachek and his wife, Stacy, reside in Franklin, Tenn. His son, Cullen, is 18 years old.



### DAVID GOOD *STRENGTH & CONDITIONING COACH*



David Good enters his seventh season as the strength and conditioning coach of the Nashville Predators. He joined the Predators in July of 2004 and is responsible for preparing and supervising workout programs for all players in the Predators system. Good also runs the club's prospect development program and the off-ice aspects of the Predators Hockey School in the off-season.

Good was instrumental in developing a program for Steve Sullivan that allowed the Predators forward to return to the ice on January 12, 2009 after almost a two-year absence that included missing 142 straight regular-season games and 11 playoff games due to a back injury. In June of 2009, Sullivan won the NHL's Bill Masterton Memorial Trophy given "to the player

that best exemplifies the qualities of perseverance, sportsmanship and dedication to hockey."

Prior to joining the Predators, Good served as the director of speed-strength and conditioning for West Coast Sports Performance and the Center for Athlete Medicine in Manhattan Beach, Calif., and also served as a consultant for the Long Beach Ice Dogs (ECHL). The Colorado native served as the assistant speed-strength and conditioning coach for the Los Angeles Kings from 1999-2003 and held the same title from 1997-99 with the Ice Dogs (IHL). He also served as strength and conditioning coordinator at Loyola Marymount University in Los Angeles from 1998-99.

Before moving to California, Good served as the student assistant strength and conditioning coach at the University of Colorado for two years. He received his bachelor of arts degree in kinesiology from the University of Colorado at Boulder along with certifications in strength and conditioning, sports conditioning, Olympic weightlifting and kettlebell training.

### MITCH KORN *GOALTENDING COACH*



Mitch Korn is in his 13th season as the goaltending coach for the Nashville Predators and in his 20th season in the NHL. He works with all netminders in the Nashville system, including those playing in Milwaukee (AHL), Cincinnati (ECHL), amateur leagues and Europe.

Korn has helped several Nashville goaltenders burst onto the NHL scene dating back to a player selected by the club in the 1998 Expansion Draft. Two-time Czech Olympian, 2010 World Champion and NHL All-Star Tomas Vokoun developed into one of the NHL's elite netminders under Korn's tutelage, while Chris Mason would follow, becoming a legitimate NHL starter after several seasons of working with Korn. In 2007-08, Dan Ellis developed into a No. 1 goalie after playing in just one NHL game prior to joining the Predators, leading the NHL in save percentage (.924) in his first full campaign, before giving way to rookie Pekka Rinne in 2008-09. After finishing among the League's Top 10 in goals-against average (2.38), save percentage (.917) and shutouts (7, franchise record) as a rookie, Rinne, a 2004 eighth round pick, became just the second Predators goalie to record 30 wins (32) in 2009-10.

Prior to joining the Predators on July 23, 1998, Korn spent seven seasons coaching the netminders in the Buffalo Sabres organization, where he enjoyed great success while working with two-time Hart Trophy-winner Dominik Hasek. Under Korn's tutelage, Hasek captured four Vezina Trophies and led the NHL with the best save percentage five times. Korn also saw Buffalo's goaltending tandem (Hasek and Hall-of-Famer Grant Fuhr) capture the NHL's Jennings Trophy (lowest team goals-against average) during the 1994-95 season. Besides Hasek and Fuhr, Korn also coached Olaf Kolzig, Steve Shields and Martin Biron.

The New York City native recently retired from Miami University's Goggin Ice Center in Oxford, Ohio where he worked in a variety of capacities for 30 years. Korn, who runs goaltending and defenseman schools around the country in the off-season, also contributes regularly to several hockey publications including *USA Hockey Magazine* and *Goalies' World*.

Korn began his college hockey career at Kent State University in the late 1970s and started his coaching career at KSU in 1979. He continued coaching the goaltenders at Miami University until joining the Sabres in 1991. Korn has more than 34 years of coaching experience.

Mitch's daughter, Ashley, is a graduate of Miami University, skated on the university's national championship Synchronized Skating Team, and is currently pursuing a Masters Degree at Cal State - Fullerton.

# MANAGEMENT & STAFF

---

## TRAINING STAFF

### **DAN REDMOND** HEAD ATHLETIC TRAINER

---



Dan Redmond is in his 13th season as the head athletic trainer of the Predators. Prior to joining the Predators in July 1998, Redmond spent five seasons as the athletic trainer of the Portland Pirates of the American Hockey League (where he worked with Barry Trotz, head coach of the Predators) and four seasons with the AHL's Baltimore Skipjacks. He also spent three years (1987-89) in the Cleveland Indians organization as the athletic trainer for their developmental clubs.

He served two stints as a graduate assistant with Radnor High School (Radnor, Pa.) and Temple University Sports Medicine Center.

Redmond is a certified member of the National Athletic Trainers Association. He worked his 1,500th game in professional hockey as an athletic trainer on January 13, 2009.

Redmond resides in Lebanon, Tenn., with his wife, Barbara, daughter, Danielle and son, Sean.

### **PETE ROGERS** HEAD EQUIPMENT MANAGER

---



Pete Rogers is in his 13th season as head equipment manager of the Nashville Predators. He is responsible for the everyday equipment needs of all the players as well as coordinating transfer of equipment to and from road games. Rogers also works with the NHL to ensure compliance with programs concerning equipment tracking, jersey authentication and on-ice exposure.

Rogers was the head equipment manager for the Eastern Conference All-Stars at the 2008 NHL All-Star game in Dallas. He has served as the equipment manager for Team USA at the 2006 Winter Olympics and at the IIHF World Championships in 2005 and from 1998-2002. Rogers also worked as

Team USA's equipment manager at the 2004 World Cup of Hockey and the 2004 Deutschland Cup in Germany. The veteran worked his 1,500th game as an equipment manager in professional hockey on January 10, 2009.

Prior to joining the Predators in July 1998, the SUNY Brockport graduate spent seven seasons as the equipment manager and director of team travel for the Rochester Americans of the American Hockey League. Rogers spent nine seasons as an assistant equipment manager in Rochester before a one-year stint as head trainer with the Hampton Roads Admirals of the ECHL in 1989-90.

Pete, his wife, Judy, and daughter, Alexandra, reside in Franklin, Tenn.

## TRAINING STAFF



**Jeff Camelio**  
Assistant Equipment  
Manager



**Andy Hosler**  
Assistant Athletic Trainer



**Brad Peterson**  
Equipment Assistant



**Craig 'Partner' Baugh**  
Locker Room Attendant

## MANAGEMENT & STAFF

# PREDATORS STAFF



**Patrick Abell**  
Event Presentation  
Manager



**Andee Boiman**  
Youth and Amateur  
Hockey Manager



**Jack Burk**  
Account Executive,  
Corporate Partnerships



**Chris Burton**  
Premium Seats  
Manager



**David Chadwell**  
Director of Ticket  
Operations



**Susan Charnley**  
Payroll Director



**Paige Ciuffo**  
Premium Service  
Representative



**Kyle Clayton**  
Arena Accountant



**Kathryn Cloud**  
Account Service Manager,  
Corporate Partnerships



**Connell Crow**  
Executive Assistant



**Ben DeHaan**  
Account Executive



**Jana DeLuna**  
Fan Relations  
Coordinator



**Adam DeVault**  
Entertainment  
Manager



**Lawrence Feloney**  
Video Coordinator



**Bob Flynn**  
Director of New  
Business Development



**Jamie France**  
Accounts Payable



**Brad Gillispie**  
Inside Sales Manager



**Blake Grant**  
Senior Director of  
Technical Operations



**Courtney Gray**  
Fan Relations  
Supervisor



**Erin Grosvenor**  
Human Resources  
Coordinator



**Nat Harden**  
Vice President of  
Ticket Sales



**Chris Harrington**  
Account Executive



**Bradford Hollingsworth**  
Account Executive,  
Corporate Partnerships



**Lindsay Jobe**  
Fan Relations  
Coordinator



**Jessica Jones**  
Corporate Communications  
Coordinator

## MANAGEMENT & STAFF

# PREDATORS STAFF



**Mitch Jordan**  
Manager,  
Video Production



**Britt Kinchele**  
Director of Premium  
Seats Service



**Bob Kohl**  
Broadcasting Director



**Travis Laufle**  
Account Executive



**Jay Levin**  
Web Communications  
Manager



**Elaine Lewis**  
Executive Assistant



**Micah Loyed**  
Graphic Artist



**Gina Maduri**  
Community Relations  
Coordinator



**Jennifer Maxwell**  
Sr. Account Service  
Manager, Corporate  
Partnerships



**Curry McKeel**  
Account Executive



**Casey Millar**  
Information Technology  
Manager



**Marty Mulford**  
Director of Ticket Sales



**Will Myers**  
Senior Account  
Executive



**Brett Newkirk**  
Videographer/Editor



**Charles Rand**  
Account Executive



**Mary Jane Rodgers**  
Ticket Operations  
Coordinator



**John Russell**  
Team Photographer



**Lindsay Rutledge**  
Sales Coordinator



**Dan Schaefer**  
Senior Account  
Executive



**Jeff Schwartzberg**  
Director of  
Marketing

## MANAGEMENT & STAFF

# PREDATORS STAFF



**Sara Shear**  
Ticket Operations  
Coordinator



**Allison Simms**  
Vice President of  
Human Resources



**Chris Smith**  
Game Entertainment  
Coordinator



**Delmar Smith**  
Director, Corporate  
Development



**Chuck Stephens**  
Senior Graphic  
Artist



**Rebecca Swan**  
Fan Relations  
Coordinator



**Brandy Tatum**  
Office and Marketing  
Coordinator



**Raquel Toombs**  
Senior Manager,  
Administrative and  
Legal Affairs



**Rock Upchurch**  
Director,  
Corporate Partnerships



**Brandon Walker**  
Manager of Hockey  
Operations



**Rebecca Ward**  
Director of Community  
Relations



**David White**  
Associate Producer



**Kevin Wilson**  
Hockey Communications  
Coordinator



**Tim Wilson**  
Senior Manager of  
Premium Seats Sales



**Ron Zolkower**  
Game Operations  
Producer

# MANAGEMENT & STAFF

---

## BROADCASTERS

### **PETE WEBER** PLAY-BY-PLAY ANNOUNCER

---



"Voice of the Predators" Pete Weber enters his 13th season as the team's primary play-by-play announcer in 2010-11. His insight into the team and the game of hockey is a regular feature in local sports talk radio and television, and he also consistently contributes to the Predators' website and team publications.

Pete is slated to be a "Western Conference Insider" on Sirius/XM Satellite Radio's "NHL Home Ice" service (XM 204) once again in 2010-11, and is slated to join "Slapshot Radio" as a co-host this season. In addition to his duties with the team, Weber co-hosted *SportsNight* (a popular local sportstalk radio program) from July 2003 until August 2005 and has filled in as a program host for ESPN Radio. Since 2005, Pete has joined in on the Triple-A baseball Nashville Sounds' broadcasts and also produced and hosted weekly podcasts: "This Week in the Minor Leagues" and the syndicated "Southern Pro Football."

Weber spent two seasons (1995-97) as the radio play-by-play announcer for the Buffalo Sabres, three seasons (1978-81) as the color analyst for the Los Angeles Kings and also served as host of "Hockey Night with the Buffalo Sabres" from 1990-93. Along with his 22 seasons of NHL experience, Weber has served as a play-by-play voice in baseball (Buffalo Bisons, 1983-95), basketball (Seattle SuperSonics, 1981-82) and football (University of Buffalo, 1992). He has called the hockey action for the University of Notre Dame (1974-76) and the University at Buffalo (1976-78) and was part of the Buffalo Bills' broadcast team during their four Super Bowl seasons (1990-93).

Weber was inducted into the Buffalo Baseball Hall of Fame in 1999. He was part of a winning Predators' broadcast effort in winning a regional Emmy in 2003, and won another as co-host of the 2008 Mid-South Regional telecast.

The Galesburg, Ill., native is a graduate of the University of Notre Dame. Weber and his wife, Claudia, reside in Nashville.

### **TERRY CRISP** COLOR ANALYST

---



Entering his 13th season with the Predators, Terry Crisp provides the color commentary on the club's television and radio broadcasts and helps comprise one of the most well-known broadcast duos in the league. He regularly contributes insight to the Predators' website and local sports talk radio and worked as a studio analyst

for Canada's TSN during the 2000, 2002 and 2003 IHF World Championships.

Crisp served as a color analyst for FOX Sports during the 1998-99 season and during the 1998 and 1999 Stanley Cup Finals, and has served in a similar capacity for TSN in past years.

Crisp posted 201 points (67g-134a) in 536 games during his 11 seasons in the NHL as a player for the Boston Bruins, St. Louis Blues, New York Islanders and Philadelphia Flyers. He has won three Stanley

Cup Championships, two as a player with the Flyers (1974 and 1975) and one as a coach with Calgary (1989), and he is one of only 14 people to have won the Cup as both player and head coach. The Parry Sound, Ont., native has a unique perspective on expansion teams: he was a player with the inaugural editions of the St. Louis Blues in 1967 and the New York Islanders in 1972.

Crisp was the head coach of the Tampa Bay Lightning from the franchise's inception in 1992 through October 1997, coaching 391 games. He held the record for most games coached by an expansion franchise's first coach until Nashville head coach Barry Trotz broke the mark in 2003. In the 2004 NHL Stanley Cup Finals, the Lightning defeated the Flames – the team he coached to the Cup in 1989. Crisp also served as the assistant coach of the silver medal-winning Canadian team at the 1992 Winter Olympic Games in Albertville, France.

Terry and his wife, Sheila, reside in Nashville. The Crisps have three children – sons Tony and Jeff, and daughter Caley.

# MANAGEMENT & STAFF

---

## BROADCASTERS

### **TOM CALLAHAN** RADIO PLAY-BY-PLAY ANNOUNCER



Tom Callahan enters his third season with the Nashville Predators broadcast team in 2010-11. Callahan will continue to assume radio play-by-play duties on the Predators Radio Network for the 60 Predators games aired on FOX Sports Tennessee, while contributing to the other 22 broadcasts as a rink-side reporter for all games that are not televised (or are televised exclusively by a national rights holder). For those games, the 12-season team of Pete Weber (play-by-play) and Terry Crisp (color commentator) will be in the radio booth.

In addition to broadcasting the games, Callahan helps grow and maintain the Predators Radio Network, developing and implementing programs and tools to expand the regional fan base through Tennessee, Kentucky and Alabama. He also contributes regularly to [nashvillepredators.com](http://nashvillepredators.com), the team's publications and serves as a face in the community for the organization.

Callahan came to Nashville from the American Hockey League's Peoria Rivermen, where he served as director of communications in 2007-08. Prior to working in Peoria, the Lackawanna, N.Y., native spent four seasons with the Augusta Lynx of the ECHL, and three seasons with the Elmira Jackals of the then-United Hockey League, serving in similar positions. He also has experience in then-Western Professional Hockey League (now Central Hockey League) and in minor league baseball.

Callahan, who is a 1998 graduate of St. John Fisher College in Rochester, N.Y., resides in Nashville with his wife Meaghan.

### **STU GRIMSON** RADIO PLAY-BY-PLAY ANNOUNCER



Stu Grimson enters his third season as a color analyst on some of the Predators Radio Network broadcasts. Grimson, who played in 30 games with the Predators during the 2001-02 season, posted 17 goals, 22 assists and 2,113 penalty minutes in 729 career games with Calgary, Chicago, Anaheim, Detroit, Hartford, Carolina, Los Angeles and Nashville from 1988-2002.

After retiring from hockey following the 2001-02 season, Grimson returned to school and received his law degree from the University of Memphis in December of 2005. The Kamloops, British Columbia native then went to work as in-house counsel for the NHLPA for two years before returning to Nashville where he currently works as an attorney with Kay, Griffin, Enkema & Brothers PLLC.

Stu resides in Franklin with his wife, Pam, their three daughters, Erin, Hannah and Jayne and son, Kristjan.

### **MARK HOWARD** RINKSIDE REPORTER



Mark Howard enters his third season as a rinkside reporter for all Predators' home games on FOX Sports Tennessee. Joining Pete Weber and Terry Crisp on the broadcast, Howard provides player and coach interviews during pre and post-game coverage as well as intermissions.

Howard hosts the award-winning *Wakeup Zone* on WGFX, *104.5 The Zone* which airs weekdays from 6-10 a.m. He also does a radio pre and post-game show for *Titans Radio* and has worked as a television host of TSSAA for the State High School football and basketball championships since 2004.

Prior to hosting *The Wakeup Zone*, Howard was a sports anchor at WTVF-TV (CBS) in Nashville and worked for *103.3 WKDF* doing morning sports from 1997-2002. The West Hartford, Conn., native who also worked in television in Evansville, Ind., from 1983-86, has called action for Triple-A baseball in Wichita and Evansville and college hockey at Cornell. He graduated from Ithaca College in upstate New York in 1980 with a degree in history and political science.

Mark is single and has an 8-year-old son Jack.

### **KELLY SPARKS** BROADCAST SERVICES MANAGER



Kelly Sparks, who joined the Predators in February 2007 and is the team's broadcast coordinator, will also be serving as a host for [nashvillepredators.com](http://nashvillepredators.com) for the second season in 2010-11.

The Paintsville, Kentucky native worked for ABC's affiliate WKBO-TV in Bowling Green, Kentucky as a news anchor, producer and reporter prior to joining the Predators. Sparks attended Western Kentucky University where she majored in broadcast news and public relations and minored in marketing.

Sparks resides in Hendersonville with her husband Mitch.



**FOX SPORTS TENNESSEE**

The Nashville Predators and FOX Sports Tennessee enter their 13th season as partners in 2010-11, the first of a four-year deal that will see FS Tennessee and sister station SportsSouth televise an all-time high 60 regular-season games. The 2011-12 and 2012-13 seasons will see the stations broadcast 65 Predators regular-season contests, and the total will increase to 70 games in 2013-14. Predators' telecasts on the networks will reach more than four million cable and satellite households across Tennessee, Kentucky and northern portions of Mississippi and Alabama.

The FOX Sports Tennessee broadcast duo of play-by-play announcer Pete Weber and analyst Terry Crisp enter their 12th season calling Predators' action, and Mark Howard returns for his third season of rink-side reporting at home games.

*Predators LIVE* returns following each game telecast on FOX Sports Tennessee, and features highlights, analysis and interviews. Predators players and personnel will also be featured in FOX Sports Tennessee original programs *Predators Snapshot*.

The regional sports networks serving the Southeast – FOX Sports South, FOX Sports Carolinas and FOX Sports Tennessee – collectively reach more than 12.9 million cable and satellite television households in seven states across the Southeast and are the television home of the Atlanta Braves, Atlanta Hawks, Carolina Hurricanes, Charlotte Bobcats, Memphis Grizzlies and the Nashville Predators, as well as the Atlantic Coast Conference and the Southeastern Conference. SportSouth reaches more than 10 million homes in six Southeastern states and is the television home of the Atlanta Braves, Atlanta Thrashers and Southern Conference. SportSouth also offers expanded coverage of the University of Georgia, University of South Carolina and University of Tennessee. Combined, the four networks produce more than 800 live local events each year.

To learn more, visit [FOXSportsSouth.com](http://FOXSportsSouth.com), [FOXSportsCarolinas.com](http://FOXSportsCarolinas.com) and [FOXSportsTennessee.com](http://FOXSportsTennessee.com).



**PREDATORS RADIO NETWORK**

This offseason the Predators announced a multi-year radio deal that saw WBUZ 102.9 *The Buzz* come on board as the Predators new flagship radio station. Radio Play-by-Play announcer Tom Callahan, who returns for his third season behind the microphone, will call the action for the club's 60 regular season games which air on FOX Sports Tennessee. For the Predators other 22 contests, he will join the longtime team of Pete Weber (play-by-play) and Terry Crisp (color analyst) to conduct interviews and provide reports around the arena.

Owned by the Nashville-based Cromwell Group – WBUZ will carry select preseason, all regular-season and all post-season Predators games each year. This marks the first time since 2003-04 season that all Predators regular-season and playoff contests will be aired on the same station. These games will include a 30-minute pregame show as well as an hour long post-game show. All post game shows following home games originate from Bridgestone Arena's Patron Platinum Club and will be open to all ticketed fans in attendance.

The Cromwell Group, Inc. - which also owns WPRT 102.5 FM *The Party* and WQZQ 102.1 FM *The Light* - is a privately held company with its corporate office in Nashville, Tenn. The company manages 22 radio stations (Six AM and 16 FM) in five markets – Decatur, Ala. (4), Effingham, Ill. (3), Mattoon, Ill. (3), Vandalia, Ill. (2), Owensboro/Tell City, Ky. (7), Nashville, Tenn. (3) – and in four states (Illinois, Indiana, Kentucky, Tennessee). WBUZ has been in operation since 1999 as Nashville's premiere rock station, 102.9 *The Buzz*.

Several regional affiliates complete the broadcast radio network of the Nashville Predators during the hockey season, as games are broadcast throughout the state of Tennessee, as well as parts of Kentucky and Alabama. These affiliates are as follows:

WHUB 1400 AM	Cookeville, Tenn.
WWTM 1400 AM	Decatur, Ala.
WMSR 1320 AM	Manchester, Tenn.
WHOP 95.3 FM/1230 AM	Hopkinsville, Ky.
WCDS 1230 AM	Glasgow, Ky.
WAKI 1230 AM	McMinnville, Tn.
WBGN 1340 AM	Bowling Green, Ky.
WMLR 1230 AM	Hohenwald, Tenn.
WCSV 1490 AM	Crossville, Tenn.
WMRB 98.5 AM/910 AM	Columbia, Tenn.
WNTC 103.9 FM	Drakesboro, Ky.





The facility management company Powers Management was established in 1997, and it took over the day-to-day operation and management of Nashville's premier sports and entertainment facility, Bridgestone Arena, on July 1, 2000. Inheriting the building's original management contract from Leisure Management, Inc., Powers Management is retained by the Nashville Sports Authority and Metro Nashville.

Since its opening on December 18, 1996, more than 12 million fans have entered the doors to "Experience the Excellence" of Bridgestone Arena, home of world-class entertainment and sporting events. Bridgestone Arena hosts more than 150 events each year, ranging from Predators games to concerts, family shows and community events. Additionally, the state-of-the-art facility hosts a large number of conventions and business conferences. It has ranked in the top 30 in overall U.S. arena ticket sales while averaging more than 20 concerts per year each of the past three years. The last three years (2007-09), Bridgestone Arena has been nominated for the Pollstar Concert Industry Venue of the Year, and in 2008 it won both the Large Concert Venue of the Year Award from the International Entertainment Buyers Association and Prime Site Award from Facilities Magazine. It won the Prime Site Award again in 2009, in addition to earning Academy of Country Music Venue of the Year Award honors for the first time in 2009.

A report issued in 2004 estimated that Bridgestone Arena had an economic impact of more than \$618 million on downtown Nashville from 1997-2003, and Bridgestone Arena events annually are responsible for more than \$100 million of economic impact. Four days of the NCAA or SEC men's basketball tournament means over \$6 million of economic impact on the community, while a full season of Predators hockey brings approximately \$80 million in impact.

The one million-square-foot facility, located in downtown Nashville (corner of Broadway and Fifth Avenue), has also spurred downtown growth in the last eight years, inspiring further development that includes the Country Music Hall of Fame, the Frist Museum of the Visual Arts, the Schermerhorn

### POWERS MANAGEMENT

BRIDGESTONE ARENA  
501 Broadway  
(615) 770-2000 • Fax (615) 770-2010

Symphony Center, and in 2013, the Music City Center, a new convention center being build across Demonbreun Street from the Arena.

Bridgestone Arena serves a variety of "non-traditional" functions for Davidson County, the city of Nashville and local residents as well. Bridgestone Arena tower is home to the Tennessee Sports Hall of Fame, a Sirius/XM Radio studio, and the Nashville Convention and Visitors Bureau, which hosts more than 500,000 tourists annually. Bridgestone Arena features The Patron Platinum Club, a 260-seat fine-dining experience, which is open before and after Predators games and hosts a number of banquets and receptions.

The arena also houses more than 6,000 square feet of meeting room space and a 13,500-square-foot rehearsal hall that is available for rent and used by a number of touring acts. Metro's Registry of Deeds and the Metro North Police precinct are also located inside Bridgestone Arena.

In addition to serving as the home of the Nashville Predators, Bridgestone Arena annually hosts the CMT and CMA Music Awards, broadcasted live to national audiences. Since October 2009, the venue has served as the final stop on Brooks & Dunn's "Last Rodeo" Tour, a stop for Paul McCartney's North American tour, and three star-laden benefit concerts. "Nashville Rising" raised \$2.2 million for flood relief efforts in June 2010, while "We're All for the Hall" concerts – hosted by Keith Urban – were held in October 2009 and 2010 as fundraisers for the Country Music Hall of Fame.

After successfully holding the event in 2010, Bridgestone Arena will also host the 2013, 2015, 2016 and 2019 Southeastern Conference Men's Basketball Tournaments, giving Nashville more SEC men's basketball tournaments than any other city. It will also host the 2014 NCAA Women's Final Four, the 2011 and 2012 SEC Women's Basketball Tournaments, and the first and second rounds of the 2012 NCAA Men's Basketball Tournament.

Established in 1998, the Nashville Predators Foundation strives to meet the educational, social, health and cultural needs of our community by offering unique resources and financial support to local youth-oriented organizations. Through several fundraisers held throughout the year, the Predators Foundation has awarded more than \$2.5 million to Nashville and Middle Tennessee-area charities and community service organizations since its creation.

### 13<sup>TH</sup> ANNUAL FIRST TENNESSEE PREDATORS FOUNDATION DR. MAC MEMORIAL GOLF TOURNAMENT

The Nashville Predators Foundation hosts its annual First Tennessee Dr. Mac Memorial Golf Tournament each September. In 2004, the tournament's name was changed in honor of the late Dr. James McPherson, who served as the Predators' dentist from 1998-2004. The 2010 tournament, which took place on September 14, raised over \$50,000 for the Nashville Predators Foundation.



### UNMASKED BALL

In past years, Hockey Tonk, Hollywood, Hawaiian Luau and Disco Ball and have been themes of the Unmasked Ball, a black-tie affair featuring Predators players, coaching staff and management. The Unmasked Ball, scheduled for February 10, 2011, features a silent auction and has raised more than \$1 million since its inception in 1998.



### WINE FESTIVAL & TASTING

The Predators Foundation held their inaugural Wine Festival & Tasting in 2006. The 2010 event consisted of a wine tasting on the floor of Bridgestone Arena and featured samples from more than 200 wines, Budweiser beer and Patrón spirits tasting. Levy Restaurants provided

heavy hors d'oeuvres. The evening included Predators personnel, an extensive silent auction and photo opportunities with Predators mascot GNASH.

This event raises more than \$50,000 annually. The 2010 event also featured a VIP Dinner & Tasting hosted by Jerry Comfort of Stags' Leap Winery in the Patron Platinum Club that included a five-course wine dinner featuring Stags' Leap wines.



### DEX SCORE & WIN

Last season the Nashville Predators Foundation and DEX Imaging and Mailing teamed up to raise more than \$30,000 through the DEX Score and Win program. Every time a Predator scored a goal or recorded a goaltending win in 2009-10, DEX made a donation to the Predators Foundation that was distributed to 11 Middle Tennessee charities. For every goal scored by a forward or a win by a goaltender, DEX contributed \$100. The contribution was \$150 for goals scored by a defenseman and there was a \$200 bonus for hat tricks and shutouts.



The 2009-10 campaign marked the fifth season of the DEX Score and Win Program. The program was launched midway through the 2005-06 season and brought in \$18,750 that year. The program has now combined for more than \$145,000 over the past five seasons.

### GAME NIGHT/ONLINE SILENT AUCTION

The Predators Foundation hosts a silent auction table at each Predators home game behind section 120 on the main concourse. Also at the auction table, at various games throughout the season, the Predators Foundation sells autographed pucks as part of a fundraiser called Holiday Mystery Puck. For a \$25 donation to the Foundation, fans will have the opportunity to select a wrapped, themed puck autographed by a Predators player. Additionally, Predators Foundation online auctions are hosted throughout the season on nhl.com.

### 2010-11 MYSTERY PUCK DATES

DATE	OPPONENT	THEME
October 21	Pittsburgh Penguins	Hockey Fights Cancer
December 23	Ottawa Senators	Happy Holidays
December 28	Dallas Stars	New Year's
February 12	Colorado Avalanche	Valentine's Day
March 17	Boston Bruins	St. Patrick's Day
April 8	Columbus Blue Jackets	Season Finale

### **BIRTHDAY AND SPECIAL ANNOUNCEMENT MEGATRON MESSAGES**

For a donation to the Predators Foundation, fans have an opportunity to put birthday, anniversary and engagement announcements on the Megatron during Predators home games. In-game center-hung scoreboard rates are \$50 for a birthday announcement and \$100 for an engagement announcement (based on game availability). To schedule, please visit [nashvillepredators.com/scoreboard](http://nashvillepredators.com/scoreboard) or contact Community Relations at (615) 770-2331.

### **ZAMBONI RIDES/PRE-GAME VISIT TO THE PENALTY BOX**

For a \$100 donation to the Nashville Predators Foundation, Predators fans can ride the Zamboni or have the opportunity to sit in the visiting team's penalty box during the Nashville Predators' pregame skate. To schedule, please visit [nashvillepredators.com/zamboni](http://nashvillepredators.com/zamboni) ride or [nashvillepredators.com/penaltybox](http://nashvillepredators.com/penaltybox), or contact Community Relations at (615) 770-2331.

### **DONATION REQUESTS**

The Nashville Predators are committed to positively influencing the community far beyond the game. The team's community relations department assists non-profit charities and other businesses in raising money for their own causes. To request a non-monetary donation for your event, please visit [nashvillepredators.com/donations](http://nashvillepredators.com/donations).

### **NASHVILLE PREDATORS FOUNDATION GRANT RECIPIENTS**

In 2009-10, the Nashville Predators Foundation distributed a record 115 grants totaling more than \$300,000 to Nashville and Middle Tennessee-based community service and charitable organizations. Each year, the Predators Foundation Board selects four Feature Charities. These organizations receive exclusive opportunities throughout the season including in-arena drives, Predators participation in events, tickets to home games, recognition in team publications as well as other unique opportunities. The 2010-11 Feature Charities are Best Buddies, Girls on the Run, Monroe Harding and Siloam Family Health Center.



### **GRANT APPLICATIONS**

The Predators Foundation places priority on giving back to the local communities where its players, employees and fans live and work. Foundation grants range from \$500 to a maximum of \$10,000. Organizations must have 501(c)3 status to apply. To request application information please email [rward@nashvillepredators.com](mailto:rward@nashvillepredators.com).

### **JACK DILLER EDUCATION AWARD**

Each year the Predators Foundation awards four high school seniors the Jack Diller Education Award in the amount of \$2,500 each. Applicants must reside within Middle Tennessee and excel in academics, athletics and volunteerism. The four winning students are recognized during a Predators home game.



For more information, please contact the Nashville Predators Foundation at (615) 770-2321 or visit [nashvillepredators.com/community](http://nashvillepredators.com/community).

### **COMMUNITY RELATIONS**

The Predators are committed to the underlying team mission to "work hard, play hard, and provide outrageous customer and community service." Every member of the Predators organization can be found giving back to the community throughout the season - from ownership, players, management and staff.



This commitment to the community is seen through various initiatives. A few of the Predators' 2009-10 initiatives included Second Harvest Food Bank collections, the Marine Corps Toys for Tots Drive, Salvation Army Kettle Drive, monthly hospital visits, a Thanksgiving Turkey giveaway, a holiday party for kids, the Teacher of the Month Program and the NHL's league-wide *Hockey Fights Cancer* awareness month (October).

### **HOCKEY FIGHTS CANCER**

Each October the Nashville Predators host a *Hockey Fights Cancer* Night and an additional benefit night later in the season. These *We Care for Kids* nights, benefitting Monroe Carell Jr. Children's Hospital at Vanderbilt, include 25 percent of every single-game ticket sold and 100 percent of the silent-auction proceeds donated back to the Children's Hospital. Donations are also collected at all Bridgestone Arena entrances before the games and throughout the building during the games. Patients from Children's Hospital are invited to sit in Predators forward J.P. Dumont's suite, ride on the Zamboni, take part in a postgame meet-and-greet with players, and participate in the *Zebra's Care*, a charitable organization run by the NHL Official's Association.



In July 2010, the Nashville Predators presented a check for \$125,000 to Children's Hospital. Eighty percent of the donation will be used toward an endowed pediatric cancer research fund - which will always be active and to which others may donate - with the remaining \$25,000 supporting a number of programs including Books From Birth and the Vanderbilt Children's Health Improvement and Prevention (VCHIP) Program. To donate to the fund please visit [nashvillepredators.com/fightcancer](http://nashvillepredators.com/fightcancer).

### STICK TO READING = SUCCEEDING

Stick to Reading = Succeeding is a reading program that encourages young students to read. Each month Predators players and mascot GNASH visit local schools, read books to kids and encourage students to make reading a life-long habit.



### TEACHER OF THE MONTH

The Teacher of the Month program recognizes teachers in the greater Nashville area for their accomplishments in the classroom. The Predators select teachers based upon the principal's portrayal of how the teacher has impacted students, school faculty and others around them. The Predators target a different county each month and distribute applications to that district's principals. Each month, the winning teacher receives a surprise visit from GNASH, a certificate, tickets to a Predators game and recognition on the Predators website. For more information, please contact Community Relations at (615) 770-2331.

### PENCIL PARTNER PROGRAM

The Pencil Partner Program partners the Nashville Predators with Hume-Fogg High School and Lockeland Design Center Elementary School to provide unique opportunities to local youth. High school students have the opportunity to be a sportswriter for a day, where they watch a game from the press box, attend the postgame press conference with Head Coach Barry Trotz and write a follow-up game story for Predators website. Other opportunities in the program include GNASH welcoming students to school on the first day after summer vacation, complimentary tickets, donated autographed memorabilia, participation in hockey clinics and the opportunity for students to volunteer at Predators' fundraising events.

### STUDENT REPORTER SCHEDULE

DATE	OPPONENT
October 19	Calgary Flames
November 30	Phoenix Coyotes
December 13	New York Islanders
January 11	Minnesota Wild
February 7	Edmonton Oilers
March 15	Los Angeles Kings

### PLAYERS' WIVES INITIATIVES

Throughout the year, the players' wives organize charitable drives to benefit the families of Nashville and Middle Tennessee. Fans are encouraged to bring donations during these games.

### DRIVE DATES

DATE	OPPONENT	CHARITY BENEFITING
September 25	Washington Capitals	Pencil Box Foundation
October 28	St. Louis Blues	Monroe Harding Children's Home
November 13	Chicago Blackhawks	Second Harvest Food Bank
November 24	St. Louis Blues	Second Harvest Food Bank
December 11	Florida Panthers	Salvation Army Kettle Drive
December 15	San Jose Sharks	Toys for Tots
December 18	Los Angeles Kings	Toys for Tots
February 5	Detroit Red Wings	Siloam Family Health Center
February 19	Phoenix Coyotes	Best Buddies
March 19	Detroit Red Wings	Girls on the Run

### FRIDAY FUNDAY

Throughout the season Predators players' wives, girlfriends and GNASH participate in the Friday FunDay program by visiting local elementary schools on a Friday to read books to the students and talk about the importance of education. Schools receive a donation of books and school supplies from the Nashville Predators.



### PLAYERS CHARITABLE INVOLVEMENT

Nashville Predators players, management and GNASH made more than 250 appearances in Middle Tennessee during the 2009-10 season. Over the years, players have donated game tickets and have visited several non-profit organizations throughout the Nashville community. Several organizations have benefited from the Predators' charitable ticket initiatives including:

Big Brothers Big Sisters of Middle Tennessee, Book' em, Down Syndrome Association of Middle Tennessee, Men of Valor, Nashville Youth Hockey League, Nations Ministry Center, Next Door, Inc., Our Kids, STARS (Students Taking A Right Stand) and YMCA of Middle Tennessee: Joe C. Davis Outdoor Center-Camp Widiwagan



### COACH TROTZ AND MY FRIEND'S HOUSE

Head Coach Barry Trotz and his wife Kim have provided a \$500 donation to My Friend's House for every Predators home win since the start of the 1999-2000 season. Together, they have donated more than \$150,000.

## MANAGEMENT & STAFF

# YOUTH & AMATEUR HOCKEY

The Nashville Predators continue their efforts to enhance the awareness and opportunity of youth hockey in Middle Tennessee. The Predators have created partnerships with local youth hockey associations and assist with fundraising, hockey education and additional ice time to promote the growth of hockey at the grassroots level.

The Nashville Predators also assist area youth hockey organizations by providing coaches' clinics, players' clinics, ice time at Bridgestone Arena and funding for uniforms. Area youth players are also frequently featured during intermissions at Predators' home games.

### STREET PRIDE

The NHL's league-wide street youth hockey program, NHL Street, serves local community centers and schools by providing this free athletic and educational program.

The NHL and the Nashville Predators provide street hockey sticks, pucks, nets and protective goalie equipment, including start-up hockey instruction for coaching and administration. The Predators also provide informative manuals for staff and participants, as well as follow-up with program centers and player/coach clinics.

There are currently 40 youth facilities that participate in the Street Pride program including Boys & Girls Clubs throughout Middle Tennessee, Metro Parks and Recreation, Williamson County Parks and Recreation, and the YMCA of Middle Tennessee. This free, grassroots hockey development program emphasizes that all a kid needs to play hockey are sneakers, breaking down any socioeconomic barriers associated with the sport.



### GET OUT AND LEARN!

The G.O.A.L! program introduces the game of hockey to aspiring future Predators, without the financial commitment typically associated with the sport. This free introductory program is designed for kids 8-and-under with no prior experience. G.O.A.L! is offered in weekly sessions throughout the year at local rinks. The Predators provide all necessary equipment, ice time and instruction, making the program ideal for any family. The Predators are dedicated to supporting the development of youth hockey at all levels and recognize the need for local skating facilities to be accessible for beginners to help grow the sport, beginning at younger ages. Since its inception in the fall of 2006, more than 1,200 kids have graduated from G.O.A.L!



### TAKING HOCKEY TO THE STREETS

"Taking Hockey to the Streets" is a grassroots marketing initiative in which members of the Predators organization make unannounced visits to neighborhoods where kids routinely gather to play street hockey. The visit includes a street hockey game, giveaways for the young players, and appearances by a player, coach or GNASH.



### HOT SHOTS

Hot Shots is a free, traveling, interactive hockey experience that aims to educate elementary and middle school students on basic hockey skills and the Predators. During the school year, Hot Shots visits over 25 schools, reaching more than 3,500 students. The Predators provide all necessary equipment and instruction at no cost.



The program continues into the summer as the Hot Shots Summerfest Tour travels to youth camps, educating young fans on the sport of hockey.

### PREDATORS HOCKEY SCHOOL

The Predators host a hockey school each July at Centennial Sportsplex in Nashville which is open to boys and girls ages 8-14. Youth attending Hockey School are challenged daily with more than two hours of ice time, as well as intensive dry-land conditioning, video analysis and "chalk talk" sessions. Hockey School emphasizes the basic fundamentals of hockey – stickhandling, power skating, shooting and passing.

Other features of the camp include daily lectures on nutrition, injury prevention, equipment maintenance and perspectives from the Predators scouting and coaching staffs.

The Predators also host the "Little Preds" Hockey School, an evening camp, during the summer at A-Game Sportsplex in Franklin. The school is offered to children ages 4-7.



### COACHES CORNER

In an ongoing effort to foster and improve youth hockey opportunities in Middle Tennessee, the Nashville Predators offer support to youth hockey coaches at all levels. Through partnerships with flexCOACH – an online coaching tool – and USA Hockey, the Predators are able to present tools that any coach can use to improve his or her knowledge, and in turn, the team's on-ice performance.

### LOCAL HOCKEY RECOGNITION

Each month during the season, the Nashville Predators recognize an ice or inline player and a volunteer in the Nashville area who demonstrate character skills that make youth hockey a better experience for all involved. During the season, the Youth Hockey Player of the Month and Youth Hockey Volunteer of the Month are recognized at a Predators home game. In addition to individual recognition, the Predators recognize teams that make up the Tennessee amateur and youth hockey scene through the Tennessee Hockey Team Spotlight feature at [nashvillepredators.com](http://nashvillepredators.com).

### NASHVILLE JR. PREDATORS

During the 2009-10 season, the Nashville Predators teamed up with the Greater Nashville Minor Hockey Association to form the NHL club's first minor hockey affiliate, the Nashville Jr. Predators. This youth hockey "AA" travel program fields Squirt through Midget teams (age divisions 8-18) in the greater Nashville area. Visit [nashvillejrpredators.com](http://nashvillejrpredators.com) for more information.

### PREDATORS CUP

The Predators Cup is the annual Tennessee State High School Hockey Championship tournament. Established during the 1999-00 season, it serves as a platform to highlight the top high school hockey teams in the state and is hosted by the Nashville Predators each spring at Bridgestone Arena.

Since the inaugural tournament, eight teams from Middle Tennessee, three teams from Memphis and one team from Knoxville have won the Cup.



### BLUELINER OF THE GAME

An opportunity to experience the excitement from ice level offered as a silent auction item during Predators home games. Youth hockey players get the opportunity of a lifetime as their name is called during the starting lineup, they skate to the blue line, then stand alongside their favorite Predators player during the National Anthem.



### JERSEY SPONSORSHIP

As an ongoing partnership, the Nashville Predators partner with local ice hockey leagues as their official jersey provider. More than 700 youth hockey players on 48 teams at Centennial Sportsplex in Nashville and

A-Game Sportsplex in Franklin wear the Predators logo. When the sponsorship started during the 2009-10 season, it marked the first time in club history that the Predator logo was worn by area hockey associations, strengthening the relationship between the youth hockey community and the NHL Club.



### SKATE AT BRIDGESTONE ARENA

Since the Predators inaugural season in 1998-99, thousands of youth hockey players have had the opportunity to skate on the same surface as NHL players. As a ticket fundraiser program, "Mites on Ice" is offered to hockey teams ages 9-and-under for the chance to skate in front of 17,000-plus fans during intermissions at select Predator home games. Adult and youth hockey teams can also skate on the same ice as the pros through the "Play Where the Preds Play" program." Teams have the opportunity play an exhibition game at Bridgestone Arena before or after a Nashville home game to raise money for their team. In 2008, the team announced a joint venture with the Greater Nashville Area Scholastic Hockey League (GNASH) that will see area high school teams play at Bridgestone Arena as the featured High School Game of the Week.

For more information on these programs, please visit [nashvillepredators.com/youthhockey](http://nashvillepredators.com/youthhockey) or contact the Predators Amateur and Youth Hockey Department at (615) 770-2372.

# MANAGEMENT & STAFF

## MILWAUKEE ADMIRALS

### Milwaukee Admirals 2010-11 Directory

1001 North Fourth Street | Milwaukee, WI 53203

PHONE (414) 227-0550 | FAX (414) 227-0568

milwaukeeadmirals.com

**Governor/CEO:** Harris Turer  
**President:** Jon Greenberg  
**VP of Business Development:** Mike Wojciechowski  
**VP of Communications:** Charlie Larson  
**Senior Director of Marketing:** Tim Van Wagoner  
**Director of Ticket Sales:** John Bitter

**Head Coach:** Lane Lambert  
**Assistant Coach:** Ian Herbers  
**Goaltending Coach:** Ben Vanderklok  
**Athletic Trainer:** Doug Agnew  
**Equipment Manager:** Dave Randolph  
**Strength & Conditioning Coach:** Jason Nordby



#### Team Information

**Team Colors:** White, Gray, and Ice Blue

**Home Arena:** Bradley Center

**Capacity:** 17,845

**Radio Flagship:** Sports Radio 1250 WSSP

#### Yearly AHL/IHL Affiliations

YEAR	TEAM	LEAGUE	COACH	GP	W	L	OTL	SOL	PTS	GF	GA
1998-99	Milwaukee Admirals	IHL	Al Sims	82	38	28	0	16	92	254	265
1999-00	Milwaukee Admirals	IHL	Al Sims	82	37	36	0	9	83	222	246
2000-01	Milwaukee Admirals	IHL	Dave Allison	82	42	33	0	7	91	244	217
2001-02	Milwaukee Admirals	AHL	Dave Allison	80	30	35	10	5	75	198	207
2002-03	Milwaukee Admirals	AHL	Peter Horachek	80	32	27	14	7	85	247	251
2003-04	Milwaukee Admirals	AHL	Claude Noel	80	46	24	7	3	102	269	191
2004-05	Milwaukee Admirals	AHL	Claude Noel	80	47	24	4	5	103	247	207
2005-06	Milwaukee Admirals	AHL	Claude Noel	80	49	21	6	4	108	268	234
2006-07	Milwaukee Admirals	AHL	Claude Noel	80	41	25	4	10	96	227	230
2007-08	Milwaukee Admirals	AHL	Lane Lambert	80	44	29	4	3	95	231	212
2008-09	Milwaukee Admirals	AHL	Lane Lambert	80	49	22	3	6	107	229	195
2009-10	Milwaukee Admirals	AHL	Lane Lambert	80	41	30	2	7	91	237	220

\* Column refers to "overtime losses" from 2004-08 and "ties" from 1998-2004.

\*\* Column refers to "shootout losses" from 2004-08 and 1998-99. Column referred to "overtime losses" from 2001-04. In 1999-2000 and 2000-01, column refers to "shootout points".

YEAR	TEAM	COACH	STANDINGS	PLAYOFF HISTORY
1998-99	Milwaukee Admirals	Al Sims	4th – Midwest Division	Lost to Manitoba in 1st Rd, 2-0 (best-of-three)
1999-00	Milwaukee Admirals	Al Sims	5th – East Division	Lost to Cleveland in 1st Rd, 2-1 (best-of-three)
2000-01	Milwaukee Admirals	Dave Allison	5th – East Division	Lost to Chicago in 1st Rd, 4-1 (best-of-seven)
2001-02	Milwaukee Admirals	Dave Allison	5th – West Division	Did not qualify
2002-03	Milwaukee Admirals	Peter Horachek	4th – West Division	Defeated Rochester in Qualifying Rd, 2-1 (best-of-three); Lost to Houston in 1st Rd, 3-0 (best-of-five)
2003-04	Milwaukee Admirals	Claude Noel	1st – West Division	Defeated Cincinnati in 1st Rd, 4-3; Defeated Chicago in 2nd Rd, 4-2; Defeated Rochester in 3rd Rd, 4-1; Defeated Wilkes-Barre/Scranton in 4th Rd, 4-0, to win the Calder Cup
2004-05	Milwaukee Admirals	Claude Noel	2nd – West Division	Lost to Cincinnati in 1st Rd, 4-3 (best-of-seven)
2005-06	Milwaukee Admirals	Claude Noel	1st – West Division	Defeated Iowa in 1st Rd, 4-3; Defeated Houston in 2nd Rd, 4-0; Defeated Grand Rapids in 3rd Rd, 4-0; Lost to Hershey in finals, 4-2 (best-of-seven)
2006-07	Milwaukee Admirals	Claude Noel	3rd – West Division	Lost to Chicago in 1st Rd, 4-0 (best-of-seven)
2007-08	Milwaukee Admirals	Lane Lambert	4th – West Division	Lost to Chicago in 1st Rd, 4-2 (best-of-seven)
2008-09	Milwaukee Admirals	Lane Lambert	1st – West Division	Defeated Rockford in 1st Rd, 4-0; Lost to Houston in 2nd Rd, 4-3 (best-of-seven)
2009-10	Milwaukee Admirals	Lane Lambert	4th – West Division	Lost to Chicago in 1st Rd, 4-3 (best-of-seven)

# ADMIRALS COACHING STAFF

### LANE LAMBERT HEAD COACH



Lane Lambert enters his fourth season as head coach of the Admirals, and fifth season with the organization in 2010-11. Lambert, the 17th coach in Admirals history, guided Milwaukee to the Calder Cup Playoffs in each of his first three seasons at the helm, posting a combined 134-81-25 record. The Admirals have

also posted 40-or-more wins and 90-or-more points all three seasons under Lambert, making them the first team in AHL history to reach the marks in seven consecutive campaigns. In his second season behind the bench in 2008-09, Lambert led a young squad to 49-22-9 record, winning the West Division while tying for the most points (107) in the AHL. The win total tied a club record since the team joined the AHL for the 2001-02 campaign.

For the third consecutive campaign, the Ads succeeded behind Lambert's attention to play in the defensive zone. The team finished in the Top 10 in goals allowed again in 2009-10, and since Lambert took over behind the Admiral bench prior to the 2007-08 season, Milwaukee has given up the third-fewest goals in the AHL (627) behind only Manitoba (617) and Hamilton (618). Similar to 2007-08 and 2008-09, the Admirals caught fire after about six weeks of playing Lambert's system, posting a 20-8-3 record from Nov. 20-Jan. 24.

Prior to joining the Admirals as an assistant coach in 2006-07, the Melfort, Saskatchewan native served as an assistant for the Bridgeport Sound Tigers, the New

York Islanders' AHL affiliate, in 2005-06 where he helped to lead the Sound Tigers to a 38-33-9 record and a Calder Cup playoff berth.

Prior to his position in Bridgeport, Lambert was the head coach of the Prince George Cougars of the Western Hockey League for two seasons from 2003-05. In 2002-03 he was an assistant for the Moose Jaw Warriors (WHL), helping the team to a 36-22-11-3 record and a second-place finish in the East Division.

Lambert finished an 18-year playing career with the Houston Aeros in 2000-01. Originally, the Detroit Red Wings' second selection, 25th overall (second round), in the 1983 NHL Entry Draft, Lambert finished his NHL career with 125 points (58g-67a) and 521 penalty minutes in 283 games with Detroit, the New York Rangers and Quebec from 1983-89. Lambert enjoyed his most successful NHL campaign with the Nordiques in 1987-88, recording career-highs in points (41) and assists (28) in 61 contests.

The 45-year old Lambert also gained significant playing experience in both the American and International Hockey Leagues. He posted 107 points (44g-63a) in 115 games during three seasons in the AHL with Adirondack, Halifax and New Haven and notched 131 points (69a-62a) in 302 contests during five seasons with Cleveland and Houston of the IHL.

Lambert won a pair of championships as a player. The first was an AHL Calder Cup title with Adirondack in 1986. He also helped the Houston Aeros claim the IHL's Turner Cup championship in 1999.

Lambert and his wife, Andrea, have two children, Taylor and Samantha.

### IAN HERBERS ASSISTANT COACH



Ian Herbers enters his second season as assistant coach of the Milwaukee Admirals in 2010-11 after helping the Ads to their seventh consecutive 40 win/90-plus point season in 2009-10. The Jasper, Alta., native's duties with the club include running the defense corps on the bench and pre-scouting opponents.

Prior to joining Milwaukee prior to last season, Herbers spent two seasons as head coach of the ECHL's Johnstown Chiefs. With Herbers at the helm, Johnstown posted a 73-60-11 record from 2007-09, which included a Kelly Cup playoff berth in 2008. Prior to his time with the Chiefs, Herbers spent three seasons with the Saginaw Spirit of the Ontario Hockey League – two as an associate head coach (2005-07) and one as an assistant (2004-05). The Spirit advanced to the OHL Playoffs in each of Herbers' final two seasons with the club, compiling an 80-51-5 record in that span. He started his coaching career as an assistant with the American Hockey League's San Antonio Rampage in 2003-04.

The 43-year-old Herbers ended his 12-season professional career in 2003-04. A 10th-round selection (190th overall) of the Buffalo Sabres in the 1987 Entry Draft, he played 65 career National Hockey League games with the Edmonton Oilers (1993-94), Tampa Bay Lightning (1999-2000) and the New York Islanders (1999-2000), totaling five assists and 79 penalty minutes. He also won a pair of league titles with the AHL's Cape Breton Oilers in 1993 and the International Hockey League's Detroit Vipers in 1997.

Herbers played 586 games in parts of 10 seasons in the AHL and IHL with the Oilers, Vipers and Cleveland Lumberjacks from 1992-2001, amassing 147 points (40g-107a) and 1,113 penalty minutes. He also played professionally in the United Kingdom for two seasons prior to finishing his playing career with the Flint Generals of the United Hockey League.

Herbers played four seasons at the University of Alberta from 1988-92, winning three CWUAA titles and captaining the Golden Bears to a University Cup title as Canadian Interuniversity Sport national champions as a senior.



### Milwaukee Admirals 2010-11 AHL Schedule

DAY	DATE	OPPONENT	TIME	DAY	DATE	OPPONENT	TIME
Saturday	October 9	ABBOTSFORD	7:00 PM	Thursday	January 13	@ Manitoba	7:30 PM
Sunday	October 10	@ Peoria	3:05 PM	Saturday	January 15	@ Manitoba	7:30 PM
Friday	October 15	CHICAGO	7:00 PM	Thursday	January 20	OKLAHOMA CITY	7:00 PM
Saturday	October 16	@ Chicago	7:00 PM	Friday	January 21	SAN ANTONIO	7:00 PM
Friday	October 22	@ Grand Rapids	6:00 PM	Saturday	January 22	@ Texas	7:00 PM
Saturday	October 23	ABBOTSFORD	7:00 PM	Friday	January 28	PEORIA	7:00 PM
Sunday	October 24	@ Chicago	3:00 PM	Saturday	January 29	@ Rockford	7:05 PM
Friday	October 29	@ Abbotsford	9:00 PM	Friday	February 4	ROCKFORD	7:00 PM
Saturday	October 30	@ Abbotsford	9:00 PM	Saturday	February 5	@ Grand Rapids	6:00 PM
Wednesday	November 3	ROCKFORD	7:00 PM	Wednesday	February 9	PEORIA	7:00 PM
Friday	November 5	PEORIA	7:00 PM	Friday	February 11	CHICAGO	7:00 PM
Sunday	November 7	CHICAGO	4:00 PM	Sunday	February 13	ROCKFORD	5:00 PM
Wednesday	November 10	@ Grand Rapids	11:00 AM	Friday	February 18	HOUSTON	7:00 PM
Friday	November 12	@ Lake Erie	6:30 PM	Saturday	February 19	@ Peoria	7:05 PM
Saturday	November 13	@ Lake Erie	12:00 PM	Sunday	February 20	TEXAS	5:00 PM
Friday	November 19	@ San Antonio	7:00 PM	Tuesday	February 22	@ Houston	7:05 PM
Saturday	November 20	@ Texas	7:00 PM	Wednesday	February 23	@ Oklahoma City	7:05 PM
Sunday	November 21	@ Oklahoma City	5:05 PM	Friday	February 25	CHICAGO	7:00 PM
Tuesday	November 23	@ Oklahoma City	7:05 PM	Saturday	February 26	@ Rockford	7:05 PM
Friday	November 26	@ Texas	7:30 PM	Tuesday	March 1	@ Toronto	10:00 AM
Saturday	November 27	@ Houston	7:35 PM	Wednesday	March 2	@ Hamilton	6:00 PM
Sunday	November 28	@ San Antonio	3:00 PM	Friday	March 4	@ Chicago	7:30 PM
Wednesday	December 1	MANITOBA	7:00 PM	Saturday	March 5	MANITOBA	7:30 PM
Friday	December 3	GRAND RAPIDS	7:00 PM	Friday	March 11	ROCKFORD	7:00 PM
Sunday	December 5	@ Peoria	5:05 PM	Sunday	March 13	PEORIA	5:00 PM
Wednesday	December 8	@ Grand Rapids	6:00 PM	Tuesday	March 15	@ Houston	7:05 PM
Friday	December 10	@ Rockford	7:05 PM	Wednesday	March 16	@ San Antonio	7:00 PM
Saturday	December 11	TEXAS	7:30 PM	Friday	March 18	@ San Antonio	7:00 PM
Sunday	December 12	OKLAHOMA CITY	5:00 PM	Saturday	March 19	LAKE ERIE	7:00 PM
Friday	December 17	LAKE ERIE	7:00 PM	Tuesday	March 22	OKLAHOMA CITY	7:00 PM
Saturday	December 18	@ Chicago	7:00 PM	Friday	March 25	CHICAGO	7:00 PM
Tuesday	December 21	@ Chicago	7:00 PM	Saturday	March 26	@ Rockford	7:05 PM
Sunday	December 26	@ Rockford	7:05 PM	Sunday	March 27	SAN ANTONIO	5:00 PM
Tuesday	December 28	ROCKFORD	7:00 PM	Wednesday	March 30	SAN ANTONIO	7:00 PM
Wednesday	December 29	HOUSTON	7:00 PM	Friday	April 1	HOUSTON	7:00 PM
Friday	December 31	@ Peoria	6:05 PM	Sunday	April 3	PEORIA	5:00 PM
Sunday	January 2	SAN ANTONIO	5:00 PM	Wednesday	April 6	GRAND RAPIDS	7:00 PM
Thursday	January 6	GRAND RAPIDS	7:00 PM	Friday	April 8	TEXAS	7:00 PM
Saturday	January 8	TORONTO	7:00 PM	Saturday	April 9	@ Peoria	7:05 PM
Sunday	January 9	HAMILTON	5:00 PM	Sunday	April 10	GRAND RAPIDS	5:00 PM

HOME GAMES in CAPS

All times Central.

# MANAGEMENT & STAFF

## ECHL AFFILIATE



2008 & 2010 KELLY CUP CHAMPIONS

### 2010-11 CINCINNATI CYCLONES STAFF DIRECTORY

<b>Owner:</b>	Nederlander Corporation
<b>Chief Financial Officer:</b>	Ray Harris
<b>Vice President and General Manager:</b>	Kristin Ropp
<b>Vice President, Operations:</b>	Joe Wallach
<b>Head Coach and Director of Hockey Operations:</b>	Jarrold Skalde
<b>Assistant Coach:</b>	Scott Fankhouser
<b>Equipment Manager:</b>	Chris Burke
<b>Trainer:</b>	Bob Case
<b>Director of Public Relations and Broadcasting :</b>	Nick Brunker
<b>Home start time:</b>	7:30 p.m. ET
<b>Team colors:</b>	Red, white, black and yellow
<b>Home arena:</b>	U.S. Bank Arena
<b>Capacity:</b>	6,955

### NASHVILLE PREDATORS YEARLY SECONDARY AFFILIATIONS

YEAR	TEAM	LEAGUE	COACH	GP	W	L	T/SOL	PTS	GF	GA
1998-99	Hampton Roads Admirals	ECHL	John Brophy	70	38	24	8	84	215	213
1999-00	Hampton Roads Admirals	ECHL	John Brophy	70	44	22	4	92	241	198
2000-01	New Orleans Brass	ECHL	Ted Sator	72	35	25	12	82	247	239
2001-02	Cincinnati Cyclones	ECHL	Ray Edwards/Paul Lawless	72	36	30	6	78	210	207
2002-03	Toledo Blades	ECHL	Claude Noel	72	47	15	10	104	247	196
2003-04	Toledo Blades	ECHL	Nick Vitucci/Steve Harrison	72	23	38	11	57	183	258
2005-06	Rockford IceHogs	UHL	Steve Martinson	76	48	19	9	105	292	213
2006-07	Rockford IceHogs	UHL	Steve Martinson	76	48	21	7	103	266	193
	New Mexico Scorpions	CHL	Ray Edwards	64	32	24	8	72	212	217
2007-08	Cincinnati Cyclones	ECHL	Chuck Weber	72	55	12	5	115	292	178
2008-09	Cincinnati Cyclones	ECHL	Chuck Weber	72	41	26	5	87	292	178
2009-10	Cincinnati Cyclones	ECHL	Chuck Weber	72	44	25	3	91	235	200

DATE	GAME	AT
October 15	Cincinnati	at Elmira
October 16	Cincinnati	at Elmira
October 23	Cincinnati	at Kalamazoo
October 24	Cincinnati	at Kalamazoo
October 29	Cincinnati	at Toledo
October 30	Wheeling	at Cincinnati
November 2	Elmira	at Cincinnati
November 3	Kalamazoo	at Cincinnati
November 5	Cincinnati	at Trenton
November 6	Cincinnati	at Wheeling
November 10	Toledo	at Cincinnati
November 12	Cincinnati	at Toledo
November 13	Gwinnett	at Cincinnati
November 14	Cincinnati	at Toledo
November 16	Kalamazoo	at Cincinnati
November 19	Kalamazoo	at Cincinnati
November 24	Cincinnati	at Reading
November 26	Cincinnati	at Reading
November 27	Cincinnati	at Elmira
November 28	Cincinnati	at Trenton
December 3	Florida	at Cincinnati
December 4	Florida	at Cincinnati
December 5	Cincinnati	at Toledo
December 7	Bakersfield	at Cincinnati
December 10	Toledo	at Cincinnati
December 15	Reading	at Cincinnati
December 17	Wheeling	at Cincinnati
December 18	Wheeling	at Cincinnati
December 26	Cincinnati	at Wheeling
December 28	Toledo	at Cincinnati
January 1	Cincinnati	at Toledo
January 5	Cincinnati	at Florida
January 7	Cincinnati	at Florida
January 8	Cincinnati	at Florida
January 12	Kalamazoo	at Cincinnati
January 14	Wheeling	at Cincinnati
January 15	Cincinnati	at Wheeling
January 18	Wheeling	at Cincinnati
January 21	Cincinnati	at Kalamazoo
January 22	Kalamazoo	at Cincinnati
January 23	Cincinnati	at Toledo
January 28	S. Carolina	at Cincinnati
January 29	S. Carolina	at Cincinnati
February 2	S. Carolina	at Cincinnati
February 4	Wheeling	at Cincinnati
February 5	Cincinnati	at Wheeling
February 9	Florida	at Cincinnati
February 11	Florida	at Cincinnati
February 12	Florida	at Cincinnati
February 16	Toledo	at Cincinnati
February 18	Toledo	at Cincinnati
February 21	Kalamazoo	at Cincinnati
February 23	Kalamazoo	at Cincinnati
February 25	Greenville	at Cincinnati
February 26	Cincinnati	at Kalamazoo
March 2	Reading	at Cincinnati
March 4	Cincinnati	at Wheeling
March 5	Toledo	at Cincinnati
March 6	Cincinnati	at Kalamazoo
March 11	Cincinnati	at S. Carolina
March 12	Cincinnati	at S. Carolina
March 13	Cincinnati	at S. Carolina
March 15	Cincinnati	at Gwinnett
March 17	Cincinnati	at Greenville
March 18	Cincinnati	at Greenville
March 19	Cincinnati	at Greenville
March 23	Cincinnati	at Kalamazoo
March 25	Toledo	at Cincinnati
March 26	Toledo	at Cincinnati
March 27	Cincinnati	at Toledo
March 30	Cincinnati	at Kalamazoo
April 1	Kalamazoo	at Cincinnati



**THE PLAYERS**

# THE PLAYERS

## 2010-11 ORGANIZATIONAL ROSTER

	Ht	Wt	Shoots	Place of Birth	Birthdate	2009-10 Team
<b>FORWARDS</b>						
Stanislav Balan	6-2	161	L	Hodonin, Czech Rep.	1/30/86	PSG Zlín (CzRep)
Taylor Beck	6-2	205	R	St. Catharines, Ont.	5/13/91	Guelph (OHL)
Wade Belak	6-5	222	R	Saskatoon, Sask.	7/3/76	<b>Nashville (NHL)</b>
Gabriel Bourque	5-10	193	L	Rimouski, Que.	9/23/90	Baie-Comeau (QMJHL)/Moncton (QMJHL)
Zach Budish	6-3	221	R	Edina, Minn.	5/9/91	U. of Minnesota (WCHA)
Patrick Cehlin	5-11	170	R	Huddinge, Sweden	7/27/91	Djurgarden (Sweden)/Djurgarden Jr. (Sweden-Jr.)
J.P. Dumont	6-1	205	L	Montreal, Que.	4/1/78	<b>Nashville (NHL)</b>
Matt Ellison	6-0	192	R	Duncan, B.C.	12/8/83	HC MVD (KHL)
David Elsner	6-0	184	R	Landshut, Germany	3/22/92	Landshut (Germany-2)/Landshut Jr. (Germany-Jr.)
Martin Erat	6-0	200	L	Trebic, Czech Rep.	8/29/81	<b>Nashville (NHL)</b>
Ryan Flynn	6-3	211	R	St. Paul, Minn.	3/22/88	U. of Minnesota (WCHA)/Milwaukee (AHL)
Dan Gendur	5-11	190	R	Vancouver, B.C.	5/21/87	Johnstown (ECHL)/Victoria (ECHL)
Blake Geoffrion	6-1	194	L	Plantation, Fla.	2/3/88	U. of Wisconsin (WCHA)/Milwaukee (AHL)
Konstantin Glazachev	6-0	186	R	Arkhangelsk, Russia	2/18/85	Barys Astana (KHL)
Marcel Goc	6-1	202	L	Calw, Germany	8/24/83	<b>Nashville (NHL)</b>
Matt Halischuk	6-0	186	R	Toronto, Ont.	6/1/88	<b>New Jersey (NHL)/Lowell (AHL)</b>
Patric Hornqvist	5-11	188	L	Sollentuna, Sweden	1/1/87	<b>Nashville (NHL)</b>
Linus Klasen	5-8	184	L	Stockholm, Sweden	2/19/86	Sodertälje (Sweden)
Sergei Kostitsyn	6-0	210	L	Novopolotsk, Belarus	3/20/87	<b>Montreal (NHL)/Hamilton (AHL)</b>
Jani Lajunen	6-1	190	L	Helsinki, Finland	6/16/90	Espoo (Finland)/Espoo Jr. (Finland-Jr.)
Michael Latta	6-0	214	R	Kitchener, Ont.	5/25/91	Guelph (OHL)/Milwaukee (AHL)
David Legwand	6-2	204	L	Detroit, Mich.	8/17/80	<b>Nashville (NHL)</b>
Matthew Lombardi	5-11	195	L	Montreal, Que.	3/18/82	<b>Phoenix (NHL)</b>
Jamie Lundmark	6-0	197	R	Edmonton, Alta.	1/16/81	<b>Calgary (NHL)/Abbotsford (AHL)/Toronto (NHL)</b>
Nick Oliver	6-1	194	L	Grand Forks, N.D.	5/4/91	Fargo (USHL)
Cal O'Reilly	6-0	187	L	Toronto, Ont.	9/30/86	<b>Nashville (NHL)/Milwaukee (AHL)</b>
Antti Pihlstrom	5-11	190	L	Vantaa, Finland	10/22/84	Farjestad (Sweden)/JYP (Finland)
Alexander Radulov	6-1	188	L	Nizhny Tagil, Russia	7/5/86	Salavat Yul'ae'v Ufa (KHL)
Joonas Rask	5-10	176	R	Savonlinna, Finland	3/24/90	Ilves (Finland)/Ilves Jr. (Finland Jr.)
Cameron Reid	6-2	198	L	Delta, B.C.	8/25/91	Westside (BCHL)
Ben Ryan	5-11	193	R	Detroit, Mich.	10/16/88	U. of Notre Dame (CCHA)
Mark Santorelli	6-1	191	R	Edmonton, Alta.	8/6/88	Milwaukee (AHL)
Grigory Shafagin	6-2	185	L	Chelyabinsk, Russia	1/13/85	Nizhny Novgorod (KHL)
Craig Smith	6-1	197	R	Madison, Wis.	9/5/89	U. of Wisconsin (WCHA)
Jerred Smithson	6-3	206	R	Vernon, B.C.	2/4/79	<b>Nashville (NHL)</b>
Sergei Soin	6-0	185	L	Moscow, Russia	3/31/82	Severstal Cherepovets (KHL)
Nick Spaling	6-1	195	L	Palmerston, Ont.	9/19/88	Milwaukee (AHL)/ <b>Nashville (NHL)</b>
Taylor Steffensen	5-11	191	R	North Vancouver, B.C.	8/15/90	Ohio State University (CCHA)
Steve Sullivan	5-8	161	R	Timmins, Ont.	7/6/74	<b>Nashville (NHL)</b>
Ryan Thang	5-11	190	R	Chicago, Ill.	5/11/87	U. of Notre Dame (CCHA)/Milwaukee (AHL)
Andreas Thuresson	6-1	212	R	Kristianstad, Sweden	11/18/87	Milwaukee (AHL)/ <b>Nashville (NHL)</b>
Jordin Tootoo	5-9	197	R	Churchill, Man.	2/2/83	<b>Nashville (NHL)</b>
Joel Ward	6-1	218	R	Toronto, Ont.	12/2/80	<b>Nashville (NHL)</b>
Austin Watson	6-4	188	R	Ann Arbor, Mich.	1/13/92	Windsor (OHL)/Peterborough (OHL)
Colin Wilson	6-1	219	L	Greenwich, Conn.	10/20/89	Milwaukee (AHL)/ <b>Nashville (NHL)</b>
Kelsey Wilson	6-1	214	L	Sault Ste. Marie, Ont.	1/22/86	EC Salzburg (Austria)

# THE PLAYERS

## 2010-11 ORGANIZATIONAL ROSTER

	Ht	Wt	Shoots	Place of Birth	Birthdate	2009-10 Team
<b>DEFENSEMEN</b>						
Taylor Aronson	6-0	196	R	Placentia, Calif.	12/30/91	Portland (WHL)
Anthony Bitetto	6-1	210	L	Island Park, N.Y.	7/15/90	Indiana (USHL)
Jonathon Blum	6-1	192	R	Long Beach, Calif.	1/30/89	Milwaukee (AHL)
Francis Bouillon	5-8	198	L	New York, N.Y.	10/17/75	<b>Nashville (NHL)</b>
Robert Dietrich	5-10	178	R	Ordzhonikidze, Kazakhstan	7/25/86	Milwaukee (AHL)
Mattias Ekholm	6-4	204	L	Borlange, Sweden	5/24/90	Mora (Sweden-2)
Ryan Ellis	5-10	186	R	Hamilton, Ont.	1/3/91	Windsor (OHL)
Jeffrey Foss	6-2	206	R	Fargo, N.D.	12/12/88	R.P.I. (ECAC)
Cody Franson	6-5	213	R	Salmon Arm, B.C.	8/8/87	<b>Nashville (NHL)/Milwaukee (AHL)</b>
Aaron Johnson	6-1	208	L	Port Hawkebury, N.S.	4/30/83	<b>Edmonton (NHL)/Calgary (NHL)</b>
Roman Josi	6-2	198	L	Bern, Switzerland	6/1/90	Bern (Switzerland)
Kevin Klein	6-1	201	R	Kitchener, Ont.	12/13/84	<b>Nashville (NHL)</b>
Denis Kulyash	6-3	199	L	Omsk, Russia	5/31/83	CSKA Moscow (KHL)/Avangard Omsk (KHL)
Teemu Laakso	6-1	209	R	Tuusula, Finland	8/27/87	Milwaukee (AHL)/ <b>Nashville (NHL)</b>
Anton Lavrentiev	6-4	196	R	Kazan, Russia	8/25/83	none
Grant Lewis	6-3	190	L	Upper Saint Clair, Pa.	1/20/85	Chicago (AHL)/Hershey (AHL)
Shane O'Brien	6-3	224	L	Port Hope, Ont.	8/9/83	<b>Vancouver (NHL)</b>
Brett Palin	6-2	203	R	Nanaimo, B.C.	6/23/84	Abbotsford (AHL)
Charles-Olivier Roussel	6-1	205	R	St. Eustache, Que.	9/13/91	Shawinigan (QMJHL)
Alexander Sulzer	6-1	204	L	Kaufbeuren, Germany	5/30/84	Milwaukee (AHL)/ <b>Nashville (NHL)</b>
Ryan Suter	6-1	198	L	Madison, Wis.	1/21/85	<b>Nashville (NHL)</b>
Shea Weber	6-4	234	R	Sicamous, B.C.	8/14/85	<b>Nashville (NHL)</b>

	Ht	Wt	Catches	Place of Birth	Birthdate	2009-10 Team
<b>GOALTENDERS</b>						
Mark Dekanich	6-2	190	L	North Vancouver, B.C.	5/10/86	Milwaukee (AHL)/Cincinnati (ECHL)
Atte Engren	6-1	186	L	Rauma, Finland	2/19/88	TPS Turku (Finland)
Anders Lindback	6-6	212	L	Gavle, Sweden	5/3/88	Timra (Sweden)
Chet Pickard	6-2	210	L	Moncton, N.B.	11/29/89	Milwaukee (AHL)
Pekka Rinne	6-5	207	L	Kempele, Finland	11/3/82	<b>Nashville (NHL)</b>
Rustam Sidikov	6-1	158	L	Moscow, Russia	7/5/85	none
Jeremy Smith	6-0	171	L	Dearborn, Mich.	4/13/89	Cincinnati (ECHL)/Milwaukee (AHL)

# THE PLAYERS

## HOW THE PREDATORS WERE BUILT

SEASON	ENTRY DRAFTS (SIGNED)	ENTRY DRAFTS (UNSIGNED)	TRADES/ COMPENSATION	PRO/AMATEUR FREE AGENTS
<b>1998-99</b> 28-47-7, 63 Pts. 12th place, Western Conf.	DAVID LEGWAND (1st rd./2nd overall)			
<b>1999-00</b> 28-40-7-7, 70 Pts. 13th place, Western Conf.	JONAS ANDERSSON (2nd rd./33rd overall)			
	MARTIN ERAT (7th rd./191st overall)			
<b>2000-01</b> 34-36-9-3, 80 Pts. 10th place, Western Conf.				
<b>2001-02</b> 28-41-13-0, 69 Pts. 14th place, Western Conf.	JORDIN TOOTOO (4th rd./98th overall)	ANTON LAVRENTIEV (6th rd./178th overall)		
<b>2002-03</b> 27-35-13-7, 74 Pts. 13th place, Western Conf.				
<b>2003-04</b> 38-29-11-4, 91 Pts. 8th place, Western Conf.	RYAN SUTER (1st rd./7th overall) KEVIN KLEIN (2nd rd./37th overall) SHEA WEBER (2nd rd./49th overall) ALEXANDER SULZER (3rd rd./92nd overall)	KONSTANTIN GLAZACHEV (2nd rd./35th overall) GRIGORY SHAFIGULIN (3rd rd./98th overall) RUSTAM SIDIKOV (4th rd./133rd overall)	SERGEI SOIN (from COL, 6/21/03) STEVE SULLIVAN (from CHI, 2/16/04)	
<b>2004-05</b> Did not play	ALEXANDER RADULOV (1st rd./15th overall) PEKKA RINNE (8th rd./258th overall)	STANISLAV BALAN (7th rd./209th overall) DENIS KULYASH (8th rd./243rd overall)		JERRED SMITHSON (pro f.a., 7/22/04)
<b>2005-06</b> 49-25-8, 106 Pts. 4th place, Western Conf.	TEEMU LAAKSO (3rd rd./78th overall) CODY FRANSON (3rd rd./79th overall) CAL O'REILLY (5th rd./150th overall) PATRIC HORNQVIST (7th rd./230th overall)			
<b>2006-07</b> 51-23-8, 110 Pts. 4th place, Western Conf.	BLAKE GEOFFRION (2nd rd./56th overall) MARK DEKANICH (5th rd./146th overall) RYAN FLYNN (6th rd./176th overall)			J.P. DUMONT (pro f.a., 8/29/06) KELSEY WILSON (ama f.a., 10/6/06)
<b>2007-08</b> 41-32-9, 91 Pts. 8th place, Western Conf.	JONATHON BLUM (1st rd./23rd overall) JEREMY SMITH (2nd rd./54th overall) NICK SPALING (2nd rd./58th overall) RYAN THANG (3rd rd./81st overall) MARK SANTORELLI (4th rd./119th overall) ANDREAS THURESSON (5th rd./144th overall) ATTE ENGREN (7th rd./204th overall)	BEN RYAN (4th rd./114th overall) ROBERT DIETRICH (6th rd./174th overall)	MATT ELLISON (from PHI, 6/4/07)	ANTTI PIHLSTROM (pro f.a., 5/30/07)

# THE PLAYERS

## HOW THE PREDATORS WERE BUILT

SEASON	ENTRY DRAFTS (SIGNED)	ENTRY DRAFTS (UNSIGNED)	TRADES/ COMPENSATION	PRO/AMATEUR FREE AGENTS
<b>2008-09</b> 40-34-8, 88 Pts. 10th place, Western Conf.	COLIN WILSON (1st rd./7th overall)	TAYLOR STEFISHEN (5th rd./136th overall)	WADE BELAK (from FLA, 11/27/08)	JOEL WARD (pro f.a., 7/14/08)
	CHET PICKARD (1st rd./18th overall)	JEFFREY FOSS (6th rd./166th overall)		
	ROMAN JOSI (2nd rd./38th overall)			
	JANI LAJUNEN (7th rd./201st overall)			
	ANDERS LINDBACK (7th rd./207th overall)			
<b>2009-10</b> 47-49-6, 100 Pts. 7th place, Western Conf.	RYAN ELLIS (1st rd./11th overall)	ZACH BUDISH (2nd rd./41st overall)		MARCEL GOC (pro f.a., 8/21/09)
	TAYLOR BECK (3rd rd./70th overall)	CRAIG SMITH (4th rd./98th overall)		FRANCIS BOUILLON (pro f.a., 9/22/09)
	MICHAEL LATTA (3rd rd./72nd overall)	MATTIAS EKHOLM (4th rd./102nd overall)		
	GABRIEL BOURQUE (5th rd./132nd overall)	NICK OLIVER (4th rd./110th overall)		
	CHARLES-OLIVIER ROUSSEL (2nd rd./42nd overall)	CAMERON REID (7th rd./192nd overall)		
<b>2010-11</b>		AUSTIN WATSON (1st rd./18th overall)	RYAN PARENT (from PHI, 6/19/10)	LINUS KLASEN (pro f.a., 4/20/10)
		TAYLOR ARONSON (3rd rd./78th overall)	MATT HALISCHUK (from N.J., 6/19/10)	MATTHEW LOMBARDI (pro f.a., 7/2/10)
		PATRICK CEHLIN (5th rd./126th overall)	SERGEI KOSTITSYN (from MTL, 6/29/10)	BRETT PALIN (pro f.a., 7/9/10)
		ANTHONY BITTETO (6th rd./168th overall)	GRANT LEWIS (from ATL, 9/1/10)	JAMIE LUNDMARK (pro f.a., 7/16/10)
		DAVID ELSNER (7th rd./194th overall)		AARON JOHNSON (pro f.a. 8/31/10)
		JONAS RASK (7th rd./198th overall)		
<b>TOTALS:</b>	(34)	(21)	(8)	(12)



# WADEBELAK

## WADE BELAK

(WAYD BEE-lak)

Left Wing

Shoots: Right

Height: 6-5

Weight: 222 lbs.

DOB: July 3, 1976

Saskatoon,

Saskatchewan

Hometown:

North Battleford,

Saskatchewan

## ACQUIRED

November 28, 2008 –

Acquired from Florida

for Nick Tarnasky.

**2009-10:** Led the team in penalty minutes (58) and fighting majors (10)... Notched his 1,200th career penalty minute on Nov. 30 vs. Calgary... Dressed for his 500th NHL contest on Oct. 21 at Boston.

**2008-09:** Led the club in fighting majors (11) and ranked third on the team in penalty minutes (79)... Posted his first point/assist as a Predator - as well as his first assist in 85 games - on Dec. 4 vs. Colorado... Started the 2008-09 season with Florida, amassing 25 penalty minutes in 15 games from Oct. 10-Nov. 26.

**2007-08:** Scored his first goal in 143 games on Dec. 4, 2007 vs. Nashville... **2006-07:** Set a career high in games played (65)... Ranked second on the Maple Leafs in penalty minutes (110)... Posted more than 100 penalty minutes for the sixth time in his career... Registered his 1,000th career penalty minute on Jan. 16, 2006 at Tampa Bay... **2005-06:** Tied for second on Toronto in penalty minutes (109)... Set a career high and led Toronto forwards in blocked shots (47)... **2004-05:** Posted 17 points (7g-

10a) and 178 penalty minutes in 42 games with the Coventry Blaze of the Elite Ice Hockey League in the United Kingdom... Voted to the 2005 EHL All-Star Team after helping the Blaze win the regular season and playoff titles, in addition to the 2005 Challenge Cup...

**2003-04:** Finished fourth on Toronto in penalty minutes (109)... Ranked third on the Leafs in penalty minutes during the 2004 Playoffs (14)... Missed the majority of the season recovering from abdomen (Nov. 20, 2003 vs. Edmonton) and knee (Jan. 6, 2004 vs. Nashville) injuries...

**2002-03:** Set career highs in goals (3), assists (6) and points (9)... Ranked fourth in the NHL and led Toronto with a career-high in penalty minutes (196)... Also set a career high in average ice time (10:50)... **2001-02:** Ranked second on the Maple Leafs in penalty minutes (142)... Set career highs in shots (47) and hits (102)... Scored his first and only playoff goal on April 28, 2002 at N.Y. Islanders... Made his NHL Playoff debut on April 18, 2002 at N.Y. Islanders...

Missed majority of 1999-00 and 2000-01 seasons recovering from shoulder injury sustained on Feb. 10, 2000 vs. Colorado...

**2000-01:** Split the season between Calgary and Toronto... **1999-00:** Led the Flames in penalty minutes (122)... **1998-99:** Split the season between Calgary and Colorado... Also appeared in 27 games between the clubs' AHL affiliates (17 for Hershey and 12 for Saint John)... **1997-98:** Limited to eight games due to shoulder and abdominal injuries... Notched his first career NHL point/assist on Oct. 22, 1997 vs. Washington. Scored his first career goal later in the game, creating the only multi-point effort of his career... **1996-97:** Helped the Hershey Bears win the 1997 Calder Cup in his first professional season... Ranked fifth in the American Hockey League and led Hershey in penalty minutes (320)... Led the Bears and ranked third in the league in penalty minutes (61) during the 1997 Calder Cup Playoffs... **1994-95:** Appeared in his first five professional contests during the 1995 Calder Cup Playoffs with Cornwall (AHL).

**AMATEUR:** Played 211 games with Saskatoon of the Western Hockey League (1992-96), amassing 53 points (11g-42a) and 746 penalty minutes... Helped the Blades reach Game Seven of the 1993 WHL Finals, notching four points (2g-2a) and 43 penalty minutes (43) in 16 games... Named Saskatoon's Most Improved Player for the 1993-94 season.

**BACKGROUND:** Nickname: "Beeker"... A volunteer firefighter in the Nashville suburb of Brentwood... Would like to go into broadcasting or host his own radio show after his hockey career is completed. Co-hosts "Blackstone Hockey Night," a weekly radio show during the regular season, and has his own segment "Wade's World," on the team's FOX Sports Tennessee broadcasts... Has two Yorkshire Terriers dogs... Would choose Dolph Lundgren to play him in his life story... Maintains his own website: wadebelak.com... Favorites include Metallica (band), Dave Manson (player growing up) and *Braveheart* (movie)... He and his wife, Jennifer, have two daughters, Andie and Alex.

**TRANSACTIONS:** **Nov. 28, 2008** – Acquired by Nashville from Florida by Nick Tarnasky... **Feb. 26, 2008** – Acquired by Florida from Toronto for a fifth-round selection in 2008 Entry Draft (Jerome Flaake) ... **Feb. 16, 2001** – Claimed on waivers by Toronto... **Feb. 28, 1999** – Acquired by Calgary along with Rene Corbet, Robyn Regehr and Colorado's second round compensatory choice in 2000 Entry Draft (Jarret Stoll) from Colorado for Theoren Fleury and Chris Dingman... **June 28, 1994** – Quebec's first choice (12th overall) in the 1994 NHL Entry Draft.

## VERSUS THE NHL WITH PREDATORS

	GP	G	A	PTS	PIM	GP	G	A	PTS	PIM
ANA	12	0	0	0	39	3	0	0	0	5
ATL	23	0	1	1	57	2	0	0	0	0
BOS	31	0	1	1	63	2	0	0	0	0
BUF	23	0	1	1	36	1	0	0	0	0
CGY	19	0	0	0	62	6	0	0	0	17
CAR	23	0	3	3	57	1	0	0	0	0
CHI	12	1	0	1	29	5	0	0	0	2
COL	15	0	1	1	33	5	0	1	1	7
CBJ	9	0	1	1	19	6	0	1	1	2
DAL	11	0	0	0	2	3	0	0	0	0
DET	9	0	0	0	13	1	0	0	0	0
EDM	21	0	1	1	46	5	0	1	1	5
FLA	22	1	1	2	47	2	0	0	0	5
LA	7	0	0	0	32	0	0	0	0	0
MIN	14	0	1	1	42	5	0	1	1	15
MTL	28	1	0	1	65	0	0	0	0	0
NSH	11	1	0	1	2	--	--	--	--	--
NJ	23	1	1	2	63	2	0	0	0	5
NYI	23	0	3	3	44	1	0	0	0	0
NYR	21	0	1	1	63	2	0	0	0	0
OTT	29	0	0	0	56	1	0	0	0	0
PHI	18	0	1	1	59	1	0	0	0	5
PHX	13	0	1	1	21	4	0	0	0	0
PIT	18	0	0	0	86	0	0	0	0	0
STL	19	0	0	0	31	9	0	0	0	15
S.J.	11	0	2	2	25	1	0	0	0	10
T.B.	20	1	0	1	13	1	0	0	0	0
TOR	8	0	0	0	16	2	0	0	0	0
VAN	22	0	4	4	68	4	0	0	0	7
WSH	19	2	1	3	56	2	0	0	0	12





## CAREER RECORD

Season	Club	League	Regular Season					Playoffs				
			GP	G	A	PTS	PIM	GP	G	A	PTS	PIM
1994-95	Saskatoon	WHL	72	4	14	18	290	9	0	0	0	36
	Cornwall	AHL	--	--	--	--	--	11	1	2	3	40
1995-96	Saskatoon	WHL	63	3	15	18	207	4	0	0	0	9
	Cornwall	AHL	5	0	0	0	18	2	0	0	0	2
1996-97	Colorado	NHL	5	0	0	0	11	--	--	--	--	--
	Hershey	AHL	65	1	7	8	320	16	0	1	1	61
1997-98	Hershey	AHL	11	0	0	0	30	--	--	--	--	--
	Colorado	NHL	8	1	1	2	27	--	--	--	--	--
1998-99	Hershey	AHL	17	0	1	1	49	--	--	--	--	--
	Saint John	AHL	12	0	2	2	43	6	0	1	1	23
	Colorado	NHL	22	0	0	0	71	--	--	--	--	--
	Calgary	NHL	9	0	1	1	23	--	--	--	--	--
1999-00	Calgary	NHL	40	0	2	2	122	--	--	--	--	--
2000-01	Calgary	NHL	23	0	0	0	79	--	--	--	--	--
	Toronto	NHL	16	1	1	2	31	--	--	--	--	--
2001-02	Toronto	NHL	63	1	3	4	142	16	1	0	1	18
2002-03	Toronto	NHL	55	3	6	9	196	2	0	0	0	4
2003-04	Toronto	NHL	34	1	1	2	109	4	0	0	0	14
2004-05	Coventry	EIHL	42	7	10	17	178	--	--	--	--	--
2005-06	Toronto	NHL	55	0	3	3	109	--	--	--	--	--
2006-07	Toronto	NHL	65	0	3	3	110	--	--	--	--	--
2007-08	Toronto	NHL	30	1	0	1	66	--	--	--	--	--
	Florida	NHL	17	0	0	0	12	--	--	--	--	--
2008-09	Florida	NHL	15	0	0	0	25	--	--	--	--	--
	Nashville	NHL	38	0	2	2	54	--	--	--	--	--
2009-10	Nashville	NHL	39	0	2	2	58	--	--	--	--	--
	<b>NHL TOTALS</b>		<b>534</b>	<b>8</b>	<b>25</b>	<b>33</b>	<b>1245</b>	<b>22</b>	<b>1</b>	<b>0</b>	<b>1</b>	<b>36</b>
	<b>PREDATORS TOTALS</b>		<b>77</b>	<b>0</b>	<b>4</b>	<b>4</b>	<b>112</b>					

## STATISTICAL BREAKDOWN

Year	Team	PP	SH	GW	S	%	+/-	TF	FW	F%	MIN	H	BS	SHOOTOUTS			
														\$	G	%	GDR
1996-97	COL	0	0	0	1	0.0%	-1	0	0	0.0%	--	--	--	--	--	--	
1997-98	COL	0	0	0	2	50.0%	-3	0	0	0.0%	4:18	--	--	--	--	--	
1998-99	COL	0	0	0	5	0.0%	-2	0	0	0.0%	6:47	18	10	--	--	--	
	CGY	0	0	0	2	0.0%	3	0	0	0.0%	10:46	9	7	--	--	--	
1999-00	CGY	0	0	0	11	0.0%	-4	1	0	0.0%	7:33	41	23	--	--	--	
2000-01	CGY	0	0	0	8	0.0%	-2	0	0	0.0%	6:54	26	4	--	--	--	
	TOR	0	0	0	8	12.5%	-4	0	0	0.0%	13:37	32	16	--	--	--	
2001-02	TOR	0	0	0	47	2.1%	2	0	0	0.0%	9:13	102	20	--	--	--	
2002-03	TOR	0	0	0	33	9.1%	-2	0	0	0.0%	10:50	49	16	--	--	--	
2003-04	TOR	0	0	0	15	6.7%	0	0	0	0.0%	7:00	--	--	--	--	--	
2005-06	TOR	0	0	0	16	0.0%	-13	0	0	0.0%	9:59	100	47	0	0	.000	
2006-07	TOR	0	0	0	16	0.0%	-8	0	0	0.0%	5:02	76	15	0	0	.000	
2007-08	TOR	0	0	0	13	7.7%	-2	1	0	0.0%	4:02	28	4	0	0	.000	
	FLA	0	0	0	4	0.0%	0	0	0	0.0%	4:09	13	1	0	0	.000	
2008-09	NSH	0	0	0	15	0.0%	-1	0	0	0.0%	5:35	37	6	0	0	.000	
	FLA	0	0	0	4	0.0%	0	0	0	0.0%	4:24	20	0	0	0	.000	
2009-10	NSH	0	0	0	8	0.0%	0	0	0	0.0%	4:21	30	4	0	0	.000	
	<b>TOTALS</b>	<b>0</b>	<b>0</b>	<b>1</b>	<b>208</b>	<b>3.8%</b>	<b>-37</b>	<b>2</b>	<b>0</b>	<b>0.0%</b>	<b>7:24</b>	<b>581</b>	<b>173</b>	<b>0</b>	<b>0</b>	<b>.000</b>	

## CAREER HIGHLIGHTS

- MOST GOALS, GAME:**  
1 - eight times, last Dec. 4, 2007 vs. Nashville
- MOST ASSISTS, GAME:**  
1 - 25 times, last Dec. 17, 2009 at Edmonton
- MOST POINTS, GAME:**  
2 - (1g-1a) Oct. 22, 1997 vs. Washington
- MOST PIM, GAME:**  
27 - Nov. 4, 2003 vs. Pittsburgh
- MOST SHOTS, GAME:**  
5 - March 6, 2003 vs. Buffalo
- LONGEST GOAL-SCORING STREAK:**  
2 - (2g) March 29-April 1, 2003
- LONGEST ASSIST STREAK:**  
2 - (2a) March 6-March 8, 2003
- LONGEST POINT-SCORING STREAK:**  
2 - three times, last (2g) March 29-April 1, 2003
- CAREER HAT TRICKS:**  
None
- CAREER PENALTY SHOTS:**  
None
- CAREER OVERTIME POINTS:**  
None
- FIRST NHL GAME:**  
Dec. 21, 1996 vs. Toronto
- FIRST NHL GOAL:**  
Oct. 22, 1997 vs. Washington (Olaf Kolzig)
- FIRST GAME AS A PREDATOR:**  
Nov. 28, 2008 at Atlanta
- FIRST GOAL AS A PREDATOR:**  
None



# FRANCISBOUILLON

## FRANCIS BOUILLON

(FRAN-sihs BOO-iaww)

### Defense

Shoots: Left

Height: 5-8

Weight: 198 lbs

DOB: October 17, 1975

New York, New York

Hometown: Montreal,

Quebec

### ACQUIRED

September 22, 2009 –

Signed as a free agent

by Nashville.

**2009-10:** Played a career-high 81 games...

Ranked second on the team – and among the NHL's Top 20 defensemen – in hits (162)...

Tied for third on the Predators in penalty minutes (50)...

Posted a +5 rating, the second-highest total of his career... Logged 20-or-more minutes in 33 games, after reaching the mark 31 times in the previous three seasons combined... Scored his first career OT goal on March 29 at Florida... Playing in his 500th NHL game Nov. 7 at Los Angeles, scoring his first goal as a Predator.

**PLAYOFFS:** Played in all six of the club's WCQ games vs. Chicago, and tied for second on the team in penalty minutes (6).

**CAREER NOTES:** Notched a career high in goals (5) in **2008-09**... Ranked second among 2008-09 Montreal defensemen in hits (122) and shooting percentage (9.8%)... Missed Montreal's first four games of 2008-09, and final 23 games of the season due to injury... Ranked second on the Canadiens, and 10th among NHL defensemen, in hits (168) with a career high in **2007-08**... Tied a career high in games played (74) in 2007-08... Ranked fourth on the Habs in blocked shots (116) and average shorthanded time on ice (2:42) in 2007-08... Suited up for his 400th career contest on Feb. 2, 2008 vs. N.Y. Islanders... Registered three points (1g-2a) in seven games in the 2008 Playoffs... Ranked second among Montreal blueliners in hits (148) in **2006-07**... Missed the first 19 games of the 2006-07 season due to injury... Registered career highs in points (22), assists (19) and power-play goals (3) in **2005-06**... Tied for ninth among league defensemen, and ranked second on Montreal, in hits (154) in 2005-06... Ranked second on the Canadiens in blocked shots with a career high (121) in 2005-06... Ranked fourth on the Habs in average time on ice with a career high (20:47) in 2005-06... Tied for third among Canadian d-men in average shorthanded time on ice (3:34) in 2005-06... Ranked second among Montreal defensemen with three points (1g-2a) in the 2006 Playoffs... Spent the 2004-05 season with Leksands of Sweden's first division, posted 18 points (10g-21a) in 21 games... Posted career highs in penalty minutes (70) and shots on goal (86) in **2003-04** with Montreal... Winner of Montreal's Jacques Beuchamp Molson Trophy (unsung hero) in 2004... Played in all 11 of Montreal's 2004 Playoff games... Opened the **2002-03** season with Nashville, played four games with the club, then was re-claimed on waivers by Montreal on Oct. 22, 2002... Averaged greater than 20:00 of ice time for the first time in his career in 20 NHL games in 2002-03... Also played 29 games with Hamilton (AHL) in 2002-03... Split the **2001-02** and **2000-01** seasons between Montreal and Quebec (AHL)... Led 2001-02 Quebec defenders in points (8g-14a-22pts) at the time of his recall on Jan. 12, 2002... Paced Montreal rookies in points (16) and assists (13) in **1999-2000**... Led Fredericton (AHL) blueliners in points (55), goals (19) and penalty minutes (174) in **1998-99**... Played in the 1999 AHL All-Star Game... Led Quebec (IHL) defenders, and ranked second on the club, in points (8g-27a-35pts) in **1997-98**... Ranked second on Wheeling (ECHL) in points (42), goals (10) and assists (32) in his first professional season (**1996-97**).

**AMATEUR:** Helped the Granby Predateurs (QMJHL) to the 1996 Memorial Cup... Also won the 1996 President's Cup as QMJHL champs... Reached the President's Cup Finals in both 1995 and 1996 with Laval... Played 60 career QMJHL Playoff games, registering 39 points (7g-32a) and 99 penalty minutes.

**BACKGROUND:** Nicknames: "Frankie Boo" or "The Cube"... Favorites include *Gladiator* (movie), baseball (sport other than hockey), U2 (musician), Koi Sushi (Nashville area restaurant) and anything on Food Network (TV show)... His dream car would be a Lamborghini... Favorite player growing up was Ray Bourque... Speaks French, English and a little Creole... Would have Sylvester Stallone play him in his life story... Wife – Ginette; Sons: Michael and Anthony.

**TRANSACTIONS:** **Sept. 22, 2009** – Signed as a free agent by Nashville... **Oct. 25, 2002** – Claimed on waivers by Montreal... **Oct. 4, 2005** – Claimed by Nashville from Montreal in the Waiver Draft... **Aug. 18, 1998** – Signed as a free agent by Montreal.

### VERSUS THE NHL WITH PREDATORS

	GP	G	A	PTS	PIM	GP	G	A	PTS	PIM
ANA	10	0	0	0	7	3	0	0	0	0
ATL	23	0	7	7	21	2	0	0	0	4
BOS	37	1	3	4	33	1	0	0	0	0
BUF	36	3	9	12	28	1	0	0	0	2
CGY	11	0	1	1	11	4	0	0	0	0
CAR	29	3	4	7	15	1	0	1	1	0
CHI	11	0	1	1	12	6	0	1	1	8
COL	9	1	2	3	2	4	0	1	1	2
CBJ	12	1	2	3	4	6	0	2	2	2
DAL	10	0	1	1	11	4	0	0	0	2
DET	14	1	1	2	14	6	1	0	1	10
EDM	13	1	2	3	13	5	0	0	0	2
FLA	33	5	4	9	16	2	1	0	1	0
LA	11	1	1	2	2	4	1	0	1	2
MIN	8	1	0	1	4	4	0	0	0	2
MTL	1	0	0	0	0	1	0	0	0	0
NSH	7	0	2	2	0	--	--	--	--	--
NJ	28	0	7	7	19	3	0	0	0	2
NYI	22	0	1	1	14	1	0	0	0	0
NYR	25	0	4	4	16	2	0	0	0	2
OTT	35	2	4	6	37	1	0	0	0	0
PHI	22	1	6	7	12	1	0	0	0	0
PHX	9	0	0	0	4	4	0	0	0	0
PIT	23	0	3	3	12	1	0	0	0	2
STL	11	1	2	3	27	6	0	1	1	8
SJ	11	1	1	2	2	4	0	1	1	0
T.B.	31	0	5	5	24	1	0	0	0	0
TOR	36	1	6	7	43	1	0	0	0	0
VAN	12	0	3	3	12	4	0	1	1	2
WSH	26	0	7	7	6	2	0	0	0	0

(168) with a career high in **2007-08**... Tied a career high in games played (74) in 2007-08... Ranked fourth on the Habs in blocked shots (116) and average shorthanded time on ice (2:42) in 2007-08... Suited up for his 400th career contest on Feb. 2, 2008 vs. N.Y. Islanders... Registered three points (1g-2a) in seven games in the 2008 Playoffs... Ranked second among Montreal blueliners in hits (148) in **2006-07**... Missed the first 19 games of the 2006-07 season due to injury... Registered career highs in points (22), assists (19) and power-play goals (3) in **2005-06**... Tied for ninth among league defensemen, and ranked second on Montreal, in hits (154) in 2005-06... Ranked second on the Canadiens in blocked shots with a career high (121) in 2005-06... Ranked fourth on the Habs in average time on ice with a career high (20:47) in 2005-06... Tied for third among

Canadian d-men in average shorthanded time on ice (3:34) in 2005-06... Ranked second among Montreal defensemen with three points (1g-2a) in the 2006 Playoffs... Spent the 2004-05 season with Leksands of Sweden's first division, posted 18 points (10g-21a) in 21 games... Posted career highs in penalty minutes (70) and shots on goal (86) in **2003-04** with Montreal... Winner of Montreal's Jacques Beuchamp Molson Trophy (unsung hero) in 2004... Played in all 11 of Montreal's 2004 Playoff games... Opened the **2002-03** season with Nashville, played four games with the club, then was re-claimed on waivers by Montreal on Oct. 22, 2002... Averaged greater than 20:00 of ice time for the first time in his career in 20 NHL games in 2002-03... Also played 29 games with Hamilton (AHL) in 2002-03... Split the **2001-02** and **2000-01** seasons between Montreal and Quebec (AHL)... Led 2001-02 Quebec defenders in points (8g-14a-22pts) at the time of his recall on Jan. 12, 2002... Paced Montreal rookies in points (16) and assists (13) in **1999-2000**... Led Fredericton (AHL) blueliners in points (55), goals (19) and penalty minutes (174) in **1998-99**... Played in the 1999 AHL All-Star Game... Led Quebec (IHL) defenders, and ranked second on the club, in points (8g-27a-35pts) in **1997-98**... Ranked second on Wheeling (ECHL) in points (42), goals (10) and assists (32) in his first professional season (**1996-97**).

**AMATEUR:** Helped the Granby Predateurs (QMJHL) to the 1996 Memorial Cup... Also won the 1996 President's Cup as QMJHL champs... Reached the President's Cup Finals in both 1995 and 1996 with Laval... Played 60 career QMJHL Playoff games, registering 39 points (7g-32a) and 99 penalty minutes.

**BACKGROUND:** Nicknames: "Frankie Boo" or "The Cube"... Favorites include *Gladiator* (movie), baseball (sport other than hockey), U2 (musician), Koi Sushi (Nashville area restaurant) and anything on Food Network (TV show)... His dream car would be a Lamborghini... Favorite player growing up was Ray Bourque... Speaks French, English and a little Creole... Would have Sylvester Stallone play him in his life story... Wife – Ginette; Sons: Michael and Anthony.

**TRANSACTIONS:** **Sept. 22, 2009** – Signed as a free agent by Nashville... **Oct. 25, 2002** – Claimed on waivers by Montreal... **Oct. 4, 2005** – Claimed by Nashville from Montreal in the Waiver Draft... **Aug. 18, 1998** – Signed as a free agent by Montreal.



## INTERNATIONAL RECORD

### UNITED STATES

Year	Event	GP	G	A	PTS	PIM
2003	WC	6	0	1	1	0

## CAREER RECORD

Season	Club	League	Regular Season					Playoffs				
			GP	G	A	PTS	PIM	GP	G	A	PTS	PIM
1992-93	Laval	QMJHL	46	0	7	7	45	--	--	--	--	--
1993-94	Laval	QMJHL	68	3	15	18	129	19	2	9	11	48
1994-95	Laval	QMJHL	72	8	25	33	115	20	3	11	14	21
1995-96	Granby	QMJHL	68	11	35	46	156	21	2	12	14	30
1996-97	Wheeling	ECHL	69	10	32	42	77	3	0	2	2	10
1997-98	Quebec	IHL	71	8	27	35	76	--	--	--	--	--
1998-99	Fredericton	AHL	79	19	36	55	174	5	2	1	3	0
1999-00	Montreal	NHL	74	3	13	16	38	--	--	--	--	--
2000-01	Montreal	NHL	29	0	6	6	26	--	--	--	--	--
	Quebec	AHL	4	0	0	0	0	--	--	--	--	--
2001-02	Quebec	AHL	38	8	14	22	30	--	--	--	--	--
	Montreal	NHL	28	0	5	5	33	--	--	--	--	--
2002-03	Hamilton	AHL	29	1	12	13	31	--	--	--	--	--
	Montreal	NHL	20	3	1	4	2	--	--	--	--	--
	Nashville	NHL	4	0	0	0	2	--	--	--	--	--
2003-04	Montreal	NHL	73	2	16	18	70	11	0	0	0	7
2004-05	Leksands IF	Sweden-2	31	10	21	31	46	--	--	--	--	--
2005-06	Montreal	NHL	67	3	19	22	34	6	1	2	3	10
2006-07	Montreal	NHL	62	3	11	14	52	--	--	--	--	--
2007-08	Montreal	NHL	74	2	6	8	61	7	1	2	3	4
2008-09	Montreal	NHL	54	5	4	9	53	1	0	0	0	0
2009-10	Nashville	NHL	81	3	8	11	50	6	0	0	0	6
<b>NHL TOTALS</b>			<b>566</b>	<b>24</b>	<b>89</b>	<b>113</b>	<b>421</b>	<b>31</b>	<b>2</b>	<b>4</b>	<b>6</b>	<b>27</b>
<b>PREDATORS TOTALS</b>			<b>85</b>	<b>3</b>	<b>8</b>	<b>11</b>	<b>52</b>	<b>6</b>	<b>0</b>	<b>0</b>	<b>0</b>	<b>6</b>

## STATISTICAL BREAKDOWN

Year	Team	PP	SH	GW	S	%	+/-	TF	FW	F%	MIN	H	BS	SHOOTOUTS			
														S	G	%	GDE
1999-00	MTL	2	0	0	1	76	3.9%	-7	1	0	0.0%	15:51	68	52	--	--	--
2000-01	MTL	0	0	0	24	0.0%	3	0	0	0.0%	13:24	42	16	--	--	--	
2001-02	MTL	0	0	0	24	0.0%	-5	0	0	0.0%	18:47	52	42	--	--	--	
2002-03	MTL	0	1	0	30	10.0%	-1	0	0	0.0%	20:24	--	--	--	--	--	
	NSH	0	0	0	0	0.0%	-1	0	0	0.0%	12:51	--	--	--	--	--	
2003-04	MTL	0	0	0	86	2.3%	1	0	0	0.0%	19:39	--	--	--	--	--	
2005-06	MTL	3	0	1	75	4.0%	-6	0	0	0.0%	20:47	154	121	0	0	.000	0
2006-07	MTL	1	0	1	56	5.4%	-10	0	0	0.0%	18:18	148	91	0	0	.000	0
2007-08	MTL	0	0	0	60	3.3%	9	0	0	0.0%	17:21	168	116	0	0	.000	0
2008-09	MTL	0	0	1	51	9.8%	-7	0	0	0.0%	16:29	122	55	0	0	.000	0
2009-10	NSH	1	0	1	86	3.5%	5	0	0	0.0%	19:18	162	96	1	0	.000	0
<b>TOTALS</b>		<b>7</b>	<b>1</b>	<b>5</b>	<b>568</b>	<b>4.2%</b>	<b>-19</b>	<b>1</b>	<b>0</b>	<b>0.0%</b>	<b>18:06</b>	<b>916</b>	<b>589</b>	<b>1</b>	<b>0</b>	<b>.000</b>	<b>0</b>

## CAREER HIGHLIGHTS

- MOST GOALS, GAME:**  
1 - 24 times, last March 29, 2010 at Florida
- MOST ASSISTS, GAME:**  
2 - five times, last Feb. 26, 2008 vs. Atlanta
- MOST POINTS, GAME:**  
2 - eight times, last (2a) Feb. 26, 2008 vs. Atlanta
- MOST PIM, GAME:**  
15 - Jan. 13, 2004 vs. St. Louis
- MOST SHOTS, GAME:**  
5 - twice, last Feb. 10, 2010 at N.Y. Rangers
- LONGEST GOAL-SCORING STREAK:**  
2 - (2g) Feb. 11-13, 2009
- LONGEST ASSIST STREAK:**  
3 - three times, last (3a) Feb. 3-7, 2006
- LONGEST POINT-SCORING STREAK:**  
4 - (1g-3a) March 11-19, 2004
- CAREER HAT TRICKS:**  
None
- CAREER PENALTY SHOTS:**  
None
- CAREER OVERTIME POINTS:**  
2 (1g-1a)
- FIRST NHL GAME:**  
Oct. 2, 1999 vs. Toronto
- FIRST NHL GOAL:**  
Jan. 6, 2000 at St. Louis (Roman Turek)
- FIRST GAME AS A PREDATOR:**  
Oct. 10, 2002 at Washington
- FIRST GOAL AS A PREDATOR:**  
Nov. 7, 2009 at Los Angeles (Jonathan Quick)

# J.P. DUMONT



## J.P. DUMONT

(JAY-pee DOO-mawnt)

**Right Wing**  
Shoots: **Left**  
Height: **6-1**  
Weight: **205 lbs.**  
DOB: **April 1, 1978**  
Montreal, Quebec  
Hometown:  
Montreal, Quebec

## ACQUIRED

Aug. 29, 2006 –  
Signed as a free  
agent by Nashville.

**2009-10:** Tied for third on the team in assists (28), and ranked fifth in both goals (17) and points (45)... Finished the season a +8, the second-highest mark of his 11-season career... Tied for seventh among NHL forwards in road plus/minus rating (+13)... Moved past Scott Walker and into fourth on both the franchise's all-time points (248) and assists (165) lists... Collected his 300th career assist on April 7 at Phoenix... Notched his 500th career point as part of a two-goal effort on March 11 at San Jose... Scored his 200th career goal on March 4 at Detroit... Scored his first career shorthanded goal on Jan. 7 vs. Carolina... Played in his 700th career game Dec. 5 vs. Minnesota... Tied the franchise mark for most points in a single game (1g-4a) and posted the fifth four-plus assist performance in team history in a 6-5 overtime win at Ottawa on Oct. 22. **PLAYOFFS:** Tied for third on the team in playoff scoring with four points (2g-2a) in six games. He is now tied for first on the franchise's all-time playoff goals scored list (6) and tied for third in all-time postseason points (13)... Scored the game-tying and game-winning goals during the third period of Nashville's Game One victory at Chicago (WCQ), the first road win in franchise history.

**2008-09:** Posted a career high in assists (49), and led the club in both assists and points (65). The assist total was the third-highest in franchise history... Paced the team in power-play points (22) and power-play assists (17) with career highs in both categories... One of five players to appear in all 82 of Nashville's games... Tied for second on the team in game-winning goals (4)... Ranked second among club forwards in shots (176)... Scored 12 of his 16 goals (75%) on the road... Nashville's nominee for both the King Clancy and NHL Foundation awards.

**2007-08:** Set career highs in both goals (29) and points (72), pacing the team in tallies and finishing tied for first on the club in points. Both totals rank first in franchise history among right wingers... Tied a franchise record and set a career high in game-winning goals (8)... Set a career high in average time on ice (18:29)... Paced the club in shooting percentage (15.1%) while ranking second on the team in shots on goal with a career-high (192)... Ranked second on the club in power-play markers (7)... Recorded a franchise-record 16-game point streak Dec. 29-Jan. 31 (8g-14a). The stretch included a pair of five-game assist streaks, and a six-game goal-scoring streak from Dec. 29-Jan. 8 which tied a franchise high... Earned NHL Second Star of the Month honors in January after posting a point in all 14 games during the month (6g-14a). **PLAYOFFS:** Appeared in all six of the club's postseason contests, registering two assists.

**2006-07:** Ranked second on the club in both assists (45) and points (66)... Posted a career-high +14 rating... One of three Predators to skate in all 82 contests... Posted a goal and an assist in his 500th career NHL game on March 3 at Los Angeles... Scored his first goal as a Predator 39 seconds into Nashville's season opener on Oct. 5 vs. Chicago. **PLAYOFFS:** Led the team in goals (4), points (6) and plus/minus rating (+4) and ranked second among Nashville forwards

in ice time (21:02) in the club's WCQ series vs. San Jose... Scored two goals in each of Nashville's first two playoff games, becoming the first Predator (along with Alexander Radulov who also scored twice in Game One) to net playoff multi-goal games... Scored the game-winning shorthanded goal in Nashville's 5-2 win in Game Two (April 13) vs. San Jose... Posted points in each of his first four contests (4g-2a-6pts).

**CAREER NOTES:** Despite missing 28 games due to injury (sports hernia), recorded 20 goals for the fourth time in five NHL seasons in **2005-06**... Finished third on the Sabres in post-season goals (7) and fourth in points (7g-7a-14pts) as Buffalo advanced to Game Seven of the 2006 Eastern Conference Finals... Netted the overtime game-winner for Buffalo on May 10, 2006 vs. Ottawa (Game Three of the ECS)... Recorded a hat trick and four points (3g-1a) in Buffalo's 8-2 win over Philadelphia (Game Two of the ECQ) on April 24, 2006... Recorded a career-high in power-play goals (10) with Buffalo in **2003-04**... Posted his 100th NHL goal on March 27, 2004 at Pittsburgh... Wore the captain's "C" for Buffalo in Jan. 2004... Represented Team Canada at the 2004 World Championships... Tied for third on the Sabres in scoring (14g-21a-35pts) in **2002-03**... Finished second on the Sabres in goals and fourth in points (23g-21a-44pts) in **2001-02**... Led the **2000-01** Sabres with nine power-play goals and tied for third on the team with four playoff goals... Finished the **1999-00** season with Rochester (AHL) and tallied 17 points (7g-10a) in 13 regular-season games... Led Rochester (AHL) in playoff goals (14) in 2000 as the Americans advanced to the AHL Calder Cup Finals... Opened his first pro season (**1998-99**) with Portland (AHL) before being recalled by Chicago (NHL) on Nov. 11, 1998. Made his NHL debut the following day vs. Toronto... Named NHL Rookie of the Month for April 1999 after posting eight points (5g-3a) and a +5 rating in five games... Notched four points (3g-1a), including his first career hat trick, on April 8, 1999 vs. the NY Rangers. One of three NHL rookies to notch a hat trick in 1998-99... His first NHL goal was the game-winner (and part of a two-goal night) on March 6, 1999 at San Jose... Led all AHL rookies in 1998-99 with 32 goals and 12 power-play goals and was named to the AHL All-Rookie Team... Named AHL Player of the Week twice in 1998-99... Played in the 1999 AHL All-Star Classic... Joined the IHL's Chicago Wolves for the 1999 playoffs and helped them advance to the conference finals.

**AMATEUR:** Had his number retired by Val-d'Or (QMJHL) on Dec. 2, 2007... Played five seasons (1993-98) with Val d'Or, notching 351 points (163g-188a) in 256 QMJHL games... Helped lead Val d'Or to the 1998 QMJHL Championship and finished second in the QMJHL in goals (57) in 1997-98... Won the 1998 Guy Lafleur Trophy as most valuable player of the QMJHL playoffs after posting 31 goals and 15 assists (31g-15a-46pts) in 19 playoff games... Named a 1996-97 QMJHL Second Team All-Star... Won the 1996 QMJHL Michael Bossy Trophy as best professional prospect... Played for Canada at the 1998 World Junior Championships in Finland.

**BACKGROUND:** Nickname "Jean" or "Dewie"... Active in a number of community-service initiatives... Favorites include Petter's Sushi (Nashville restaurant), tbs.com (website), Bell Centre in Montreal (arena to visit) and Italy (vacation destination)... If he could have met any historical figure, it would have been Ben Franklin... Has a dog named Jack... Wife – Kristin; Daughters – Ella, Ava and Laila.

**TRANSACTIONS:** Aug. 29, 2006 – Signed as a free agent by Nashville... March 10, 2000 – Acquired by Buffalo with Doug Gilmour from Chicago for Michal Grosse... May 30, 1998 – Acquired by Chicago with the New York Islanders' fifth-round choice in the 1998 Entry Draft (traded to Philadelphia; Philadelphia selected Francis Belanger) from the New York Islanders for Dmitri Nabokov... June 22, 1996 – The New York Islanders' first selection, third overall (first round), in the 1996 Entry Draft.

## VERSUS THE NHL WITH PREDATORS

	GP	G	A	PTS	PIM	GP	G	A	PTS	PIM
ANA	23	8	6	14	6	15	5	4	9	6
ATL	23	7	6	13	6	5	0	0	0	0
BOS	34	12	14	26	16	4	0	1	1	2
BUF	7	1	3	4	0	3	1	2	3	0
CGY	25	8	10	18	10	16	5	9	14	4
CAR	23	13	7	20	10	3	2	2	4	2
CHI	33	6	17	23	10	28	4	16	20	8
COL	25	7	15	22	12	5	4	9	13	2
CBJ	34	8	12	20	8	28	7	11	18	6
DAL	23	5	11	16	16	15	4	9	13	14
DET	38	9	21	30	10	28	6	17	23	6
EDM	23	7	17	24	14	15	6	16	22	8
FLA	22	7	6	13	12	5	1	1	2	4
LA	24	11	11	22	6	15	8	9	17	4
MIN	21	7	14	21	6	15	6	13	19	4
MTL	31	9	15	24	14	4	2	3	5	4
NSH	12	1	3	4	8	--	--	--	--	--
NJ	25	4	8	12	20	4	0	2	2	0
NY	21	6	9	15	10	3	0	1	1	2
NYR	24	13	4	17	24	3	1	0	1	2
OTT	35	10	17	27	10	4	2	10	12	0
PHI	22	3	9	12	6	3	0	1	1	0
PHX	22	6	9	15	6	15	3	7	10	4
PIT	22	3	3	6	22	3	0	1	1	0
STL	36	5	7	12	18	27	4	7	11	12
SJ	25	11	6	17	16	15	6	3	9	4
T.B.	18	5	6	11	8	3	1	1	2	0
TOR	33	6	13	19	10	4	1	1	2	0
VAN	26	3	10	13	12	16	2	6	8	4
WSH	22	3	11	14	22	4	2	3	5	0



## INTERNATIONAL RECORD

### CANADA

Year	Event	GP	G	A	PTS	PIM
1998	WJC	7	0	0	0	0
2004	WC	9	0	1	1	0

## CAREER RECORD

Season	Club	League	Regular Season					Playoffs				
			GP	G	A	PTS	PIM	GP	G	A	PTS	PIM
1995-96	Val-d'Or	QMJHL	66	48	57	105	109	13	12	8	20	22
1996-97	Val-d'Or	QMJHL	62	44	64	108	86	13	9	7	16	12
1997-98	Val-d'Or	QMJHL	55	57	42	99	63	19	31	15	46	18
1998-99	Chicago	NHL	25	9	6	15	10	--	--	--	--	--
	Portland	AHL	50	32	14	46	39	--	--	--	--	--
	Chicago	IHL	--	--	--	--	--	10	4	1	5	6
1999-00	Chicago	NHL	47	10	8	18	18	--	--	--	--	--
	Cleveland	IHL	7	5	2	7	8	--	--	--	--	--
	Rochester	AHL	13	7	10	17	18	21	14	7	21	32
2000-01	Buffalo	NHL	79	23	28	51	54	13	4	3	7	8
2001-02	Buffalo	NHL	76	23	21	44	42	--	--	--	--	--
2002-03	Buffalo	NHL	76	14	21	35	44	--	--	--	--	--
2003-04	Buffalo	NHL	77	22	31	53	40	--	--	--	--	--
2004-05	SC Bern	Swiss	3	2	2	4	6	10	4	1	5	16
2005-06	Buffalo	NHL	54	20	20	40	38	18	7	7	14	14
2006-07	Nashville	NHL	82	21	45	66	28	5	4	2	6	0
2007-08	Nashville	NHL	80	29	43	72	34	6	0	2	2	4
2008-09	Nashville	NHL	82	16	49	65	20	--	--	--	--	--
2009-10	Nashville	NHL	74	17	28	45	20	6	2	2	4	0
<b>NHL TOTALS</b>			<b>752</b>	<b>204</b>	<b>300</b>	<b>504</b>	<b>348</b>	<b>48</b>	<b>17</b>	<b>16</b>	<b>33</b>	<b>26</b>
<b>PREDATORS TOTALS</b>			<b>318</b>	<b>83</b>	<b>165</b>	<b>248</b>	<b>102</b>	<b>17</b>	<b>6</b>	<b>6</b>	<b>12</b>	<b>4</b>

## STATISTICAL BREAKDOWN

Year	Team	PP	SH	GW	S	% +/-	TF	SHOOTOUTS									
								FW	F%	MIN	H	BS	S	G	%	GDG	
1998-99	CHI	0	0	2	42	21.4%	7	10	5	50.0%	14:14	22	8	--	--	--	
1999-00	CHI	0	0	1	86	11.6%	-6	12	4	33.3%	12:53	49	7	--	--	--	
2000-01	BUF	9	0	5	156	14.7%	1	3	1	33.3%	15:01	132	20	--	--	--	
2001-02	BUF	7	0	3	154	14.9%	-10	4	2	50.0%	15:13	128	17	--	--	--	
2002-03	BUF	2	0	2	135	10.4%	-14	15	3	20.0%	15:03	--	--	--	--	--	
2003-04	BUF	10	0	1	156	14.1%	-9	32	14	43.8%	17:00	--	--	--	--	--	
2005-06	BUF	9	0	4	116	17.2%	-1	9	1	11.1%	16:00	48	19	1	0	.000	0
2006-07	NSH	5	0	3	143	14.7%	14	6	1	16.7%	16:11	33	21	3	1	.333	1
2007-08	NSH	7	0	8	192	15.1%	5	13	3	23.1%	18:29	44	11	4	0	.000	0
2008-09	NSH	5	0	4	176	9.1%	1	6	3	50.0%	17:29	33	13	2	1	.500	0
2009-10	NSH	3	1	3	112	15.2%	8	0	0	0.0%	14:46	20	19	2	0	.000	0
<b>TOTALS</b>		<b>57</b>	<b>1</b>	<b>36</b>	<b>1468</b>	<b>13.9%</b>	<b>-4</b>	<b>110</b>	<b>37</b>	<b>33.6%</b>	<b>15:54</b>	<b>509</b>	<b>135</b>	<b>12</b>	<b>2</b>	<b>.167</b>	<b>1</b>

## CAREER HIGHLIGHTS

- MOST GOALS, GAME:**  
3 - three times, last Nov. 12, 2001 at Florida
- MOST ASSISTS, GAME:**  
4 - Oct. 22, 2009 at Ottawa
- MOST POINTS, GAME:**  
5 - (1g-4a) Oct. 22, 2009 at Ottawa
- MOST PIM, GAME:**  
4 - 13 times, last Feb. 22, 2007 vs. Montreal
- MOST SHOTS, GAME:**  
9 - April 8, 1999 vs. N.Y. Rangers
- LONGEST GOAL-SCORING STREAK:**  
6 - (6g) Dec. 29, 2007 - Jan. 8, 2008
- LONGEST ASSIST STREAK:**  
5 - three times, last (9a) Feb. 21-March 3, 2009
- LONGEST POINT-SCORING STREAK:**  
16 - (8g-14a) Dec. 29, 2007 - Jan. 31, 2008
- CAREER HAT TRICKS:**  
3 - Nov. 12, 2001 at Florida, Dec. 12, 2000 at Boston & April 8, 1999 vs. N.Y. Rangers
- CAREER PENALTY SHOTS:**  
2 - April 15, 2006 at Montreal (Aebischer): no goal & Feb. 19, 2007 vs. Phoenix (Joseph): goal
- CAREER OVERTIME POINTS:**  
6 (2g-4a)
- FIRST NHL GAME:**  
Nov. 12, 1998 vs. Toronto
- FIRST NHL GOAL:**  
March 6, 1999 at San Jose (Steve Shields)
- FIRST GAME AS A PREDATOR:**  
Oct. 5, 2006 vs. Chicago
- FIRST GOAL AS A PREDATOR:**  
Oct. 5, 2006 vs. Chicago (Nikolai Khabibulin)



# MARTINERAT

## MARTIN ERAT

(mahr-TIHN EE-rat)

Left Wing

Shoots: Left

Height: 6-0

Weight: 200 lbs.

DOB: August 29, 1981

Trebič, Czech Republic

Hometown:

Trebič, Czech Republic

## ACQUIRED

June 26, 1999 –

Nashville's 12th selection, 191st overall (seventh round), in the 1999

Entry Draft.

## VERSUS THE NHL

	GP	G	A	PTS	PIM
ANA	26	4	7	11	18
ATL	7	1	3	4	8
BOS	7	0	1	1	4
BUF	6	1	3	4	2
CGY	26	6	16	22	20
CAR	6	2	2	4	14
CHI	41	12	18	30	26
COL	25	3	8	11	18
CBJ	44	13	26	39	28
DAL	26	3	13	16	18
DET	43	12	14	26	38
EDM	26	9	6	15	18
FLA	8	2	2	4	6
LA	29	4	19	23	14
MIN	27	9	12	21	16
NHL	7	0	1	1	2
NSH	--	--	--	--	--
NJ	10	3	4	7	4
NYI	7	2	4	6	6
NYR	8	1	1	2	6
OTT	6	1	5	6	4
PHI	6	4	2	6	0
PHX	29	9	10	19	18
PIT	7	6	1	7	2
STL	45	3	15	18	20
SJ	30	4	10	14	16
TB	7	1	3	4	2
TOR	7	1	4	5	2
VAN	28	7	13	20	18
WSH	8	0	6	6	0

**CAREER NOTES:** Enters the 2010-11 season ranked second on the franchise's all-time scoring (352), goals (123) and assists (229) lists. Also second in power-play points (107) and power-play assists (78)... Ranked third on the club's games played list (552)... Holds club records for shootout goals (tie, 12), attempts (30) and shootout-deciding markers (9).

**2009-10:** Notched his third career 20-goal season, finishing second on the club in the category (21)... Also ranked third in points (49), assists (28) and penalty minutes (50) among Nashville skaters... Led the team with 10 multi-point games... Tied a career high in power-play goals (5) and posted a career-high in shots (168)... Paced the team in shootout goals (5) and shootout-deciding markers (3)... Tied for the League lead, and tied a franchise record for goals in a month, with 10 in December. His 18 points (10g-8a) were tied for eighth in the NHL during the month... Scored 10 of his goals in 22 divisional games (team high)... Claimed sole possession of second on the franchise's all-time assist list on March 9 at Atlanta... Figured in all four goals of a 4-2 win on Dec. 8 vs. Vancouver (3g-1a), the first of two Predator hat tricks in a six-day span... Played in his 500th career game on Nov. 28 vs. Florida... Missed eight games due to injury... Represented the Czech Republic at the Olympics for the second straight time at the 2010 Games. Played all five of his nation's games, registering one assist and a plus-1 rating while averaging 16:03 of ice time. **PLAYOFFS:** Led the team, and tied for the series lead, in goals (4)... Ranked second on the club in points (4g-1a), moving into a tie for first on the franchise's all-time playoff goals (6) and points (13) lists... Scored a pair of third-period goals in Game Five, becoming the second player in franchise history to score multiple times in a single playoff period... Scored Nashville's first-ever postseason penalty-shot goal in a Game Three victory. It was the second playoff penalty shot in team history, and the 19th successful attempt on the 59th penalty shot in Stanley Cup Playoff history.

**2008-09:** Posted his third straight 50-point season... Ranked third on the club in assists (33), and fourth in both points (50) and goals (tied, 17)... His first of a career-high four assists on March 28 vs. L.A. was his 300th career point and his third assist was his 200th career assist. The third helper also moved him past Kimmo Timonen into second on the club's all-time scoring list (302). The performance also

tied for the second-most assists in a game in franchise history... Became the second player to score 100 goals in a Predator uniform on March 5 vs. Columbus... Missed 11 games – including the final six of the season – due to injury.

**2007-08:** Established career highs in goals (23), game-winning goals (6) and tied a personal best in points (57)... Tallied his first career hat trick, a natural hat trick, on March 4 at Edmonton. It was the franchise's second road hat trick... Named the NHL's Third Star of the Week on Nov. 19 after posting two game-winning goals and six points (3g-3a) in two games the week before... Played for the Czech Republic at the 2008 World Championships, and ranked fourth on the team in points (2g-4a)... Signed a seven-year contract extension (longest in club history) on May 12, 2008. **PLAYOFFS:** Appeared in all six of the club's postseason games and tied for the team lead in points (1g-3a)... Led all Nashville forwards in average time on ice (20:55)... Notched a point in each of the team's first three playoff games (1g-3a).

**2006-07:** Established career-highs in assists (41), points (57), and plus/minus rating (+13)... Tied a career-high in power-play goals (5)... Logged a career-high in average ice time (18:58), almost four minutes more per game than his previous high (15:00 in 2003-04)... Scored his first career shorthanded goal on Dec. 21 vs. Buffalo... Missed 14 games due to injury, including the final 11 games of the season with a sprained knee. **PLAYOFFS:** Played in three of Nashville's five WCQ games vs. San Jose, missing the final two games due to injury.

**2005-06:** Notched a career-high in penalty minutes (76) and matched his career-high in games played (80)... Captured a bronze medal with the Czech Republic at the 2006 Winter Olympic Games and scored the game-winner in the Czechs' victory in the bronze-medal game... Won a silver medal with the Czech Republic at the 2006 World Championships. Finished second on the Czechs in scoring (9gp, 3g-5a-8pts) and was selected as one of the team's top three players in the tournament coaches poll. **PLAYOFFS:** Appeared in all five of the Predators' 2006 postseason games and ranked second among team forwards in average time on ice (19:30)... Scored his first career NHL playoff goal in Game One (April 21) of the club's WCQ series vs. San Jose.



**2004-05:** Finished third on HC Hame Zlin and tied for eighth in the Czech Republic Extraleague in scoring with 43 points (20g-23a)... Led Zlin and finished fifth in the Czech League with 129 penalty minutes... Finished second on his team and tied for 11th in the league in goals... Ranked second on Zlin in assists and tied for 14th in the league... Helped Zlin advance to the Czech league finals and tied for the league playoff lead with seven goals.

**2003-04:** Ranked second on the club with +10 rating and ranked third in assists (33) and points (49)... Nashville went 13-1-2-0 in games in which he scored a goal. **PLAYOFFS:** Appeared in all six Nashville playoff games, recording one assist.

**2002-03:** Recorded a career-high six-game scoring streak (1g-5a) from Nov. 2-12... Opened the season with Nashville and was reassigned to Milwaukee (AHL) on Dec. 13... Recalled by Nashville from Jan. 16-23... Led Milwaukee in playoff goals (5) and points (9).

**2001-02:** Set Nashville rookie records for games played (80) and assists (23)... Ranked among league rookie leaders in several offensive categories: assists (tied for second), power-play assists (tied for fourth with 8), shooting percentage (fifth with 10.7), points (sixth), power-play points (seventh with 10), game-winning goals (tied for seventh with 2), goals (tied for 14th with 9) and shots (15th with 84)... Posted a five-game point streak (2g-3a) from Jan. 6-14 which tied for the third-longest streak notched by an NHL rookie.

**AMATEUR:** Won the WHL Championship and the Memorial Cup with Red Deer and the gold medal with the Czech Republic at the World Junior Championships in 2001... Finished second on Red Deer in assists (59) and tied for third in points (82) in 2000-01... Led the WHL in goals (15) and points (36) and tied for first in assists (21) in the 2001 playoffs... Tied for second in goals (27) on the 1999-00 Saskatoon Blades... Led the Blades in playoff scoring (4g-8a-12pts) in 2000... Selected by Saskatoon in the first round, sixth overall, in the 1999 CHL Import Draft... Split the 1998-99 season with Zlin's (Czech Rep.) junior and senior teams.

**BACKGROUND:** Changed his sweater number from No. 19 to No. 10 prior to the start of the 2003-04 season... Enjoys playing soccer and tennis... Spends his summers in Trebic, Czech Republic... Favorites include: *Everybody Loves Raymond* (TV show), *Nirvana* (band/musician), Helena Ruzickova (actress), chicken and pasta (food) and Spain (vacation spot)... If he didn't play hockey, he would play professional soccer... Winning a medal in the 2006 Winter Olympics is his favorite hockey memory... The younger of two brothers... Nickname: "Marty"... Has a black lab named Max.

**TRANSACTIONS:** June 26, 1999 – Nashville's 12th selection, 191st overall (seventh round), in the 1999 Entry Draft.





# MARTINERAT



## STATISTICAL BREAKDOWN

Year	Team	PP	SH	GW	S	% +/-	TF	FW	F%	MIN	H	BS	SHOOTOUTS				
													S	G	S%	GDG	
2001-02	NSH	2	0	2	84	10.7%	-11	3	2	66.7%	13:10	61	11	--	--	--	--
2002-03	NSH	1	0	0	39	2.6%	-9	1	0	0.0%	12:47	--	--	--	--	--	--
2003-04	NSH	4	0	2	137	11.7%	10	31	9	29.0%	15:00	--	--	--	--	--	--
2005-06	NSH	5	0	1	143	14.0%	0	25	4	16.0%	14:44	25	18	2	2	1.000	2
2006-07	NSH	5	1	3	132	12.1%	13	43	19	44.2%	18:58	40	18	7	1	.143	1
2007-08	NSH	4	0	6	163	14.1%	-3	41	15	36.6%	18:39	49	16	5	2	.400	2
2008-09	NSH	3	0	3	149	11.4%	-7	38	11	28.9%	18:33	36	17	5	2	.400	1
2009-10	NSH	5	0	2	168	12.5%	-7	73	24	32.9%	17:59	48	36	11	5	.455	3
<b>TOTALS</b>		<b>29</b>	<b>1</b>	<b>19</b>	<b>1015</b>	<b>12.1%</b>	<b>-14</b>	<b>255</b>	<b>84</b>	<b>32.9%</b>	<b>16:26</b>	<b>259</b>	<b>116</b>	<b>30</b>	<b>12</b>	<b>.400</b>	<b>9</b>







## INTERNATIONAL RECORD

### CZECH REPUBLIC

Year	Event	GP	G	A	PTS	PIM
2001	WC	7	2	1	3	16
2006	Olympics	8	1	1	2	4
	WC	7	3	5	8	4
2008	WC	7	2	4	6	14
2010	Olympics	3	0	1	1	0

## CAREER HIGHLIGHTS

- MOST GOALS, GAME:**  
3 - twice, last Dec. 8, 2009 vs. Vancouver
- MOST ASSISTS, GAME:**  
4 - March 28, 2009 vs. Los Angeles
- MOST POINTS, GAME:**  
4 - three times, last (3g-1a) Dec. 8, 2009 vs. Vancouver
- MOST PIM, GAME:**  
8 - Jan. 17, 2008 vs. Anaheim
- MOST SHOTS, GAME:**  
9 - Feb. 26, 2009 vs. Phoenix
- LONGEST GOAL-SCORING STREAK:**  
4 - twice, last (6g) Dec. 4-10, 2009
- LONGEST ASSIST STREAK:**  
5 - (5a) Nov. 2-10, 2002
- LONGEST POINT-SCORING STREAK:**  
6 - twice, last (4g-5a) Jan. 18-Feb. 1, 2007
- CAREER HAT TRICKS:**  
2 - March 4, 2008 at Edmonton; Dec. 8, 2009 vs. Vancouver
- CAREER PENALTY SHOTS:**  
1 - Feb. 28, 2007 at San Jose (Nabokov); no goal
- CAREER OVERTIME POINTS:**  
3 (1g-2a)
- FIRST NHL GAME:**  
Oct. 5, 2001 at Dallas
- FIRST NHL GOAL:**  
Oct. 30, 2001 vs. Minnesota (Dwayne Roloson)
- FIRST GAME AS A PREDATOR:**  
Oct. 5, 2001 at Dallas
- FIRST GOAL AS A PREDATOR:**  
Oct. 30, 2001 vs. Minnesota (Dwayne Roloson)

## CAREER RECORD

Season	Club	League	Regular Season					Playoffs				
			GP	G	A	PTS	PIM	GP	G	A	PTS	PIM
1999-00	Saskatoon	WHL	66	27	26	53	82	11	4	8	12	16
2000-01	Saskatoon	WHL	31	19	35	54	48	--	--	--	--	--
	Red Deer	WHL	17	4	24	28	24	22	15	21	36	32
2001-02	Nashville	NHL	80	9	24	33	32	--	--	--	--	--
2002-03	Nashville	NHL	27	1	7	8	14	--	--	--	--	--
	Milwaukee	AHL	45	10	22	32	41	6	5	4	9	4
2003-04	Nashville	NHL	76	16	33	49	38	6	0	1	1	6
2004-05	HC Hame Zlin	CzRep	48	20	23	43	129	16	7	5	12	12
2005-06	Nashville	NHL	80	20	29	49	76	5	1	1	2	6
2006-07	Nashville	NHL	68	16	41	57	50	3	0	1	1	0
2007-08	Nashville	NHL	76	23	34	57	40	6	1	3	4	8
2008-09	Nashville	NHL	71	17	33	50	48	--	--	--	--	--
2009-10	Nashville	NHL	74	21	28	49	50	6	4	1	5	4
<b>NHL/PREDATORS TOTALS</b>			<b>552</b>	<b>123</b>	<b>229</b>	<b>352</b>	<b>348</b>	<b>26</b>	<b>6</b>	<b>7</b>	<b>13</b>	<b>24</b>



# CODYFRANSON

## CODY FRANSON

(KOH-dee FRAN-suhn)

Defense

Shoots: Right

Height: 6-5

Weight: 213 lbs.

DOB: August 8, 1987

Salmon Arm, British Columbia

Hometown:

Sicamous, British Columbia

## ACQUIRED

Nashville's third choice, 79th overall (third round), in 2005 Entry Draft.

## VERSUS THE NHL

	GP	G	A	PTS	PIM
ANA	4	0	0	0	2
ATL	2	0	1	1	0
BOS	1	0	1	1	2
BUF	0	0	0	0	0
CGY	4	1	1	2	0
CAR	0	0	0	0	0
CHI	4	0	3	3	0
COL	2	1	0	1	0
CBJ	4	1	0	1	0
DAL	2	0	0	0	0
DET	5	0	1	1	2
EDM	2	0	0	0	2
FLA	2	0	0	0	0
LA	3	1	1	2	0
MIN	4	0	0	0	4
MTL	1	0	0	0	0
NSH	--	--	--	--	--
NJ	1	0	0	0	0
NYI	0	0	0	0	0
NYR	0	0	0	0	0
OTT	1	1	0	1	0
PHI	1	0	0	0	0
PHX	4	0	1	1	0
PIT	0	0	0	0	0
STL	6	0	1	1	2
S.J.	3	0	3	3	2
T.B.	0	0	0	0	0
TOR	1	1	1	2	0
VAN	3	0	1	1	0
WSH	1	0	0	0	0

**2009-10:** The second rookie defenseman in franchise history to reach the 20-point mark, joining Dan Hamhuis (6g-15a-21pts)... Ranked third among rookie blueliners in goals and tied for fourth in points... Led all first-year d-men in game-winning goals (3)... Paced all NHL rookies, and ranked second on the team in plus/minus rating (+15)... Ranked sixth among NHL defensemen in road plus/minus rating (+13)... Ranked second among rookie defensemen in road points (4g-11a-15pts)... Recorded his first career NHL point/assist on Oct. 21 at Boston and scored his first NHL goal the following night in a 6-5 overtime victory at Ottawa... Missed seven games due to injury... Started the season with Milwaukee (AHL), and posted seven points (2g-5a) in six games during three stints with the Admirals. **PLAYOFFS:** Played in four of the club's six games... Made his playoff debut and notched his first career playoff point/assist in Game One of the club's WCQ series vs Chicago.

**2008-09:** Named a Second-Team AHL All-Star... Ranked third among AHL defensemen in points (52)... Ranked sixth among League blueliners in assists (41) and tied for seventh in goals (11)... Also finished third on Milwaukee in both points and assists... Led the Admirals and ranked sixth among League defensemen in power-play assists (22)... Also tied for fourth among AHL d-men in game-winning goals (3)... Ranked third on the Admirals in shots (147) and fourth on the club in power-play goals (6)... Played for Team Canada and registered an assist in the 2009 AHL All-Star Classic on Jan. 26, 2009... Tied for second on the Admirals in 2009 Calder Cup Playoff scoring (3g-5a)... Ranked second on the club in postseason plus/minus rating (+9).

**2007-08:** Named to the AHL All-Rookie Team... Led all AHL rookie defensemen in goals (11) and power-play goals (8), and ranked second in both points (36) and assists (25)... Tied for first among Milwaukee defensemen in assists and ranked second in goals and points... Played in all six of the Admirals 2008 playoff games, tying for first on the club in assists (2).

**AMATEUR:** Tied for sixth among Western Hockey League defensemen in scoring (17g-32a-51pts)... Won the 2007 Memorial Cup with Vancouver and was named to the tournament's all-star team... Captured a gold medal with Canada at the 2007 World Junior Championships... Helped Vancouver capture the WHL Championship in 2005-06... Tied for third among WHL defensemen in points (15g-40a-55pts) and finished fourth overall in power-play assists (31) in 2005-06... Led all defensemen and tied for third overall with 20 points (5g-15a) in 18 games in the 2006 WHL playoffs... Notched the lone hat trick at the 2006 Memorial Cup and led all blueliners in scoring with five points (3g-2a) in five games... Named the Vancouver Giants' Most Improved Player in 2004-05.

**BACKGROUND:** Changed sweater numbers from 32 to 4 prior to the 2010-11 season... Nicknames: "Franny"... Grew up in Sicamous, B.C., down the street from Nashville defenseman Shea Weber, and has a road named after him in the town (Cody Franson Lane)... Lists Wendel Clark as his hockey hero and Muhammad Ali as the person he'd most like to meet... Favorites include Tom Petty, AC/DC, Jason Aldean (musicians), Buckle (place to shop), Cabo San Lucas (vacation destination) and Thunderstruck by AC/DC (pump-up song)... His dream car is a 1967 Shelby GT 500... Would have Ryan Reynolds play him in his life story... Has a black lab named Franny.

**TRANSACTIONS:** July 30, 2005 - Nashville's third choice, 79th overall (third round), in 2005 Entry Draft.



## INTERNATIONAL RECORD

### CANADA

Year	Event	GP	G	A	PTS	PIM
2007	WJC	6	0	2	2	4

## CAREER RECORD

Season	Club	League	Regular Season					Playoffs				
			GP	G	A	PTS	PIM	GP	G	A	PTS	PIM
2002-03	Sicamous	BCAHA	65	44	82	126	42	--	--	--	--	--
	Vancouver	WHL	3	0	0	0	0	--	--	--	--	--
2003-04	Beaver Valley	KIJHL	48	10	22	32	70	--	--	--	--	--
	Trail	BCHL	2	0	1	1	0	--	--	--	--	--
	Vancouver	WHL	2	0	0	0	0	--	--	--	--	--
2004-05	Vancouver	WHL	64	2	11	13	44	4	0	1	1	0
2005-06	Vancouver	WHL	71	15	40	55	61	18	5	15	20	12
2006-07	Vancouver	WHL	59	17	34	51	88	19	3	4	7	10
2007-08	Milwaukee	AHL	76	11	25	36	40	6	0	2	2	2
2008-09	Milwaukee	AHL	76	11	41	52	47	11	3	5	8	8
2009-10	Nashville	NHL	61	6	15	21	16	4	0	1	1	4
	Milwaukee	AHL	6	2	5	7	4	--	--	--	--	--
<b>NHL/PREDATORS TOTALS</b>			<b>61</b>	<b>6</b>	<b>15</b>	<b>21</b>	<b>16</b>	<b>4</b>	<b>0</b>	<b>1</b>	<b>1</b>	<b>4</b>

## STATISTICAL BREAKDOWN

Year	Team	PP	SH	GW	S	% +/-	TF	FW	F%	MIN	H	BS	SHOOTOUTS			
													S	G	S%	GDG
2009-10	NSH	1	0	3	90	6.7%	15	0	0.0%	14:11	55	53	1	0	.000	0
<b>TOTALS</b>		<b>1</b>	<b>0</b>	<b>3</b>	<b>90</b>	<b>6.7%</b>	<b>15</b>	<b>0</b>	<b>0.0%</b>	<b>14:11</b>	<b>55</b>	<b>53</b>	<b>1</b>	<b>0</b>	<b>.000</b>	<b>0</b>

## CAREER HIGHLIGHTS

### MOST GOALS, GAME:

1 - six times, last March 20, 2010 vs. Columbus

### MOST ASSISTS, GAME:

2 - twice, last March 11, 2010 at San Jose

### MOST POINTS, GAME:

2 - five times, last (2a) March 11, 2010 at San Jose

### MOST PIM, GAME:

2 - eight times, last March 21, 2010 at St. Louis

### MOST SHOTS, GAME:

4 - six times, last Jan. 29, 2010 at Detroit

### LONGEST GOAL-SCORING STREAK:

None

### LONGEST ASSIST STREAK:

2 - (2a) Nov. 7-10, 2009

### LONGEST POINT-SCORING STREAK:

2 - twice, last (1g-2a) Nov. 7-10, 2009

### CAREER HAT TRICKS:

None

### CAREER PENALTY SHOTS:

None

### CAREER OVERTIME POINTS:

1 (1g)

### FIRST NHL GAME:

October 17, 2009 at Washington

### FIRST NHL GOAL:


October 22, 2009 at Ottawa (Pascal Leclaire)

### FIRST GAME AS A PREDATOR:

October 17, 2009 at Washington

### FIRST GOAL AS A PREDATOR:

October 22, 2009 at Ottawa (Pascal Leclaire)



# MARCEL GOC

## MARCEL GOC

(MAHR-sehl GAWCH)

Center

Shoots: Left

Height: 6-1

Weight: 202 lbs.

DOB: August 24, 1983

Calw, Germany

Hometown:

Calw, Germany

## ACQUIRED

August 21, 2009 –

Signed as a free agent  
by Nashville.

**2009-10:** Set career highs in goals (12), assists (18) and points (30)... Ranked third on the team with a career-high +10 rating... Also set career highs in average ice time (14:41), shots (118) and face-offs won/taken (475-912, 52.1%)... Posted seven multi-point performances after entering the season with just four (in four seasons) to his credit... Amassed 20 points (8g-12a) in 34 road games vs. 10 points (4g-6a) in 39 home games... Tied for 10th among NHL forwards in road plus/minus rating (+11)... Posted his first career three-point performance (1g-2a) in his 300th NHL game on Dec. 19 at Calgary... Missed seven games due to injury... Led Germany with two goals and three points in four games at the 2010 Olympics. Also paced all German forwards in ice time (18:22)... Captained Germany to a fourth-place finish at the 2010 World Championships, the nation's best finish at the tournament in 72 years... Named one of Germany's three best players at the Worlds as voted on by the coaches... Tied for second on the Germans in goals (2) at the

Championships, which were the nation's only two power-play goals of the tourney...

Led all German forwards in average ice time (16:50).

**PLAYOFFS:** Appeared in all six of the club's WCQ games vs. Chicago, posting an assist in Game One.

**CAREER NOTES:** Led San Jose, and ranked fifth in the League in face-off winning percentage (58.2%, min. 500 draws) in **2008-09**...

Posted a career high in hits (83) in 2008-09...

Represented Germany at the 2008 World Championships at the conclusion of the **2007-08** season... Led the

**2006-07** Sharks, and ranked 12th in the league in face-off efficiency (55.2%, min. 600 draws)... Ranked second on the Sharks in takeaways (37)

and third among S.J. forwards in blocked shots (37) in 2006-07... Posted a career high in penalty minutes (24)

in 2006-07... Ranked third in the 2007 NHL Playoffs in face-off winning percentage (58.5%, min. 100 draws)...

Also ranked second among Shark forwards in blocked shots (9) while appearing in all 11 of the club's 2007

playoff games... Notched career highs in games played (81), power-play goals (2) and

game-winning goals (2) during his rookie season of **2005-06**... Ranked third among Shark forwards in blocked shots in 2005-06 (35)... Notched his first two NHL assists on Oct. 7, 2005 at Chicago... Appeared in all 11 of San Jose's 2006 Playoff contests, notching three assists... Played in all five of Germany's games at the 2006 Torino Olympics, posting one goal... Ranked second on the **2004-05** Cleveland Barons (AHL) in points (50) and assists (34)... Also led the Barons in power-play assists (16), and ranked fourth on the club in goals (16)... Represented Germany at the 2005 World Championships... Represented Germany at the 2004 World Cup of Hockey... Tied for 16th among AHL rookies in points (16g-21a-37pts) in **2003-04**... Tied for the league lead among rookies in game-winning goals (5) with the Barons in 2003-04... Saw his first NHL action with San Jose during the 2004 NHL Playoffs, notching points in his first two games – an assist on the series-clinching goal during the WCQ vs. St. Louis (Game Five), and the series clinching goal of the WCS vs. Colorado (Game Six).

**AMATEUR:** Highest German ever selected in the NHL Draft (20th overall in 2001)... Has played 76 career games for Germany during 14 international competitions, amassing 30 points (16g-14a)... Helped Mannheim (Germany) to a German Cup title in 2002-03... Played in the 2002 German League All-Star Game... Tied for the German team lead in goals (4), and ranked second in points (6), at the 2002 Division-1 World Junior Championships, helping his country earn a berth in following year's World Junior Championships... Named to the 2002 German Olympic team, but did not appear in a game... Led Schwennigen (Germany) in assists (28), and ranked third on the club in points (41) in 2000-01... Led Germany in points (6) and assists (4) and the 2001 Under-18 World Championships.

**BACKGROUND:** Nickname: "Gocher"... Favorites include *The Shawshank Redemption* (movie), Spaetzle and gravy and Schnitzel (foods), Virago (Nashville restaurant), VfB Stuttgart (sports team)... Involved in "Mom and Dad have Cancer" and "Hits 4 Kids," charities in Germany... He and his brothers, Sascha and Nikolai, have their own website – goc-online.com. Both Sascha and Nikolai play for the Hannover Scorpions of the German League.

**TRANSACTIONS:** **Aug. 21, 2009** – Signed as a free agent by Nashville... **June 23, 2001** – San Jose's first selection (20th overall, first round) in the 2001 Entry Draft.

## VERSUS THE NHL WITH PREDATORS

	GP	G	A	PTS	PIM	GP	G	A	PTS	PIM
ANA	31	2	3	5	2	4	0	0	0	0
ATL	3	0	0	0	0	1	0	0	0	0
BOS	4	0	0	0	0	1	0	0	0	0
BUF	2	0	0	0	4	1	0	0	0	0
CGY	16	3	3	6	2	4	1	2	3	0
CAR	4	0	0	0	0	1	0	0	0	0
CHI	19	2	4	6	2	6	1	1	2	0
COL	14	2	2	4	2	4	1	0	1	2
CBJ	21	2	1	3	2	5	0	0	0	0
DAL	29	1	3	4	14	3	0	0	0	4
DET	17	1	1	2	6	5	0	0	0	0
EDM	18	3	1	4	4	4	2	1	3	2
FLA	5	0	2	2	0	2	0	2	2	0
LA	25	2	4	6	4	4	1	1	2	0
MIN	16	4	2	6	12	4	3	0	3	4
NHL	3	0	0	0	0	1	0	0	0	0
MTL	13	2	1	3	4	--	--	--	--	--
NJ	3	0	0	0	0	1	0	0	0	0
NYI	3	1	1	2	0	0	0	0	0	0
NYR	3	0	0	0	0	0	0	0	0	0
OTT	3	0	0	0	0	1	0	0	0	0
PHI	5	0	4	4	2	1	0	1	1	0
PHX	25	1	4	5	10	4	0	2	2	0
PIT	3	0	2	2	0	1	0	2	2	0
STL	18	1	5	6	4	5	1	2	3	0
SJ	3	1	0	1	0	3	1	0	1	0
TB	5	1	3	4	2	1	0	2	2	0
TOR	4	1	0	1	8	1	1	0	1	2
VAN	19	2	4	6	6	4	0	1	1	0
WSH	4	0	2	2	0	1	0	1	1	0



## INTERNATIONAL RECORD

### GERMANY

Year	Event	GP	G	A	PTS	PIM
2000	U-18 WC	6	2	1	3	10
	WJC-B	5	1	1	2	2
2001	U-18 WC	6	2	4	6	0
	D1 WJC	5	0	1	1	2
	Oly. Qual.	3	0	0	0	0
2002	WC	7	0	0	0	2
	D1 WJC	5	4	2	6	2
2003	WJC	6	1	2	3	2
	WC	7	1	2	3	0
2004	World Cup	3	0	1	1	2
2005	WC	6	2	0	2	0
2006	Olympics	5	1	0	1	0
2008	WC	3	0	0	0	0
2010	Olympics	4	2	1	3	0
	WC	9	2	0	2	4

## CAREER RECORD

Season	Club	League	Regular Season				Playoffs					
			GP	G	A	PTS	PIM	GP	G	A	PTS	PIM
1998-99	Schwenningen Jr.	Germany-Jr.	12	23	10	33	12	--	--	--	--	
1999-00	Schwenningen	Germany	51	0	3	3	4	11	1	1	2	2
2000-01	Schwenningen	Germany	58	13	28	41	12	--	--	--	--	
2001-02	Schwenningen	Germany	45	8	9	17	24	--	--	--	--	
	Mannheim	Germany	8	0	2	2	0	--	--	--	--	
2002-03	Mannheim	Germany	36	6	14	20	16	8	1	2	3	0
2003-04	Cleveland	AHL	78	16	21	37	24	--	--	--	--	
	San Jose	NHL	--	--	--	--	--	5	1	1	2	0
2004-05	Cleveland	AHL	76	16	34	50	28	--	--	--	--	
2005-06	San Jose	NHL	81	8	14	22	22	11	0	3	3	0
2006-07	San Jose	NHL	78	5	8	13	24	11	2	1	3	4
2007-08	San Jose	NHL	51	5	3	8	12	4	0	0	0	2
2008-09	San Jose	NHL	55	2	9	11	18	6	0	0	0	2
2009-10	Nashville	NHL	73	12	18	30	14	6	0	1	1	2
<b>NHL TOTALS</b>			<b>338</b>	<b>32</b>	<b>52</b>	<b>84</b>	<b>90</b>	<b>43</b>	<b>3</b>	<b>6</b>	<b>9</b>	<b>10</b>
<b>PREDATORS TOTALS</b>			<b>73</b>	<b>12</b>	<b>18</b>	<b>30</b>	<b>14</b>	<b>6</b>	<b>0</b>	<b>1</b>	<b>1</b>	<b>2</b>

## STATISTICAL BREAKDOWN

Year	Team	PP	SH	GW	S	% +/-	TF	FW	F%	MIN	H	BS	SHOOTOUTS				
													S	G	S%	GDG	
2005-06	SJ	2	0	2	96	8.3%	-7	808	387	47.9%	11:42	42	35	0	0	.000	0
2006-07	SJ	0	1	0	96	5.2%	-2	659	364	55.2%	12:00	81	37	0	0	.000	0
2007-08	SJ	0	0	0	87	5.7%	-15	208	107	51.4%	10:41	45	16	0	0	.000	0
2008-09	SJ	0	0	1	104	1.9%	-6	570	332	58.2%	13:55	83	17	0	0	.000	0
2009-10	NSH	0	0	1	118	10.2%	10	912	475	52.1%	14:41	51	26	5	1	.200	0
<b>TOTALS</b>		<b>2</b>	<b>1</b>	<b>4</b>	<b>501</b>	<b>6.4%</b>	<b>-20</b>	<b>3157</b>	<b>1665</b>	<b>52.7%</b>	<b>12:37</b>	<b>302</b>	<b>131</b>	<b>5</b>	<b>1</b>	<b>.200</b>	<b>0</b>

## CAREER HIGHLIGHTS

- MOST GOALS, GAME:**  
1 - 32 times, last March 18, 2010 vs. Minnesota
- MOST ASSISTS, GAME:**  
2 - nine times, last March 29, 2010 at Florida
- MOST POINTS, GAME:**  
3 - (1g-2a) Dec. 19, 2009 at Calgary
- MOST PIM, GAME:**  
4 - six times, last March 18, 2010 vs. Minnesota
- MOST SHOTS, GAME:**  
7 - March 11, 2010 at San Jose
- LONGEST GOAL-SCORING STREAK:**  
3 - (3g) Nov. 2-5, 2005
- LONGEST ASSIST STREAK:**  
2 - five times, last (2a) March 14-16, 2010
- LONGEST POINT-SCORING STREAK:**  
4 - (2g-5a) Dec. 15-22, 2009
- CAREER HAT TRICKS:**  
None
- CAREER PENALTY SHOTS:**  
1 - Oct. 26, 2005 at Dallas (Turco): no goal
- CAREER OVERTIME POINTS:**  
2 (1g-1a)
- FIRST NHL GAME:**  
Oct. 5, 2005 at Nashville
- FIRST NHL GOAL:**  
Oct. 26, 2005 at Dallas (Marty Turco)
- FIRST GAME AS A PREDATOR:**  
Oct. 3, 2009 at Dallas
- FIRST GOAL AS A PREDATOR:**  
Nov. 10, 2009 at San Jose (Thomas Greiss)



# PATRIC HORNQVIST

## PATRIC HORNQVIST

(PAT-rihk HOHRN-kviht)

Right Wing

Shoots: Right

Height: 5-11

Weight: 188 lbs.

DOB: January 1, 1987

Sollentuna, Sweden

Hometown:

Sollentuna, Sweden

## ACQUIRED

Nashville's seventh choice, 230th overall (seventh round), in 2005 Entry Draft.

## VERSUS THE NHL

	GP	G	A	PTS	PIM
ANA	7	1	1	2	4
ATL	2	0	0	0	0
BOS	1	0	1	1	0
BUF	1	0	0	0	0
CGY	5	2	2	4	6
CAR	1	2	1	3	6
CHI	8	1	0	1	10
COL	5	4	3	7	6
CBJ	9	2	0	2	4
DAL	7	2	1	3	4
DET	8	0	0	0	2
EDM	5	4	3	7	4
FLA	3	1	0	1	2
LA	7	1	3	4	0
MIN	4	1	1	2	0
MTL	1	0	0	0	0
NSH	--	--	--	--	--
NJ	2	0	1	1	0
NYI	1	0	0	0	0
NYR	1	0	0	0	0
OTT	1	0	0	0	0
PHI	1	0	1	1	0
PHX	5	2	1	3	0
PIT	1	0	0	0	0
STL	6	3	3	6	4
S.J.	7	3	1	4	0
T.B.	1	1	1	2	0
TOR	1	0	0	0	0
VAN	5	2	0	2	4
WSH	2	0	2	2	0

**CAREER NOTES:** The ninth of 43 players selected with the final pick of an entry draft (modern era, since 1969) and go on to play in the NHL. Is only one of three players picked last overall to play at least 100 NHL games and score at least 20 goals.

**2009-10:** Became the first Nashville draft pick to score 30 goals for the club, leading the team and registering the fourth-highest total in franchise history in the category (30)... Tied a franchise record and tied for second in the League in game-winning goals (8)... Also led the team in power-play goals (10), with all of them coming after Dec. 1, tied for fourth in the NHL in that time span... Tied for fifth in the NHL in third-period goals (16)... Tied for the team lead in points (51)... Set a franchise record for shots in a season (275)... Experienced a 28-goal increase from 2008-09, making him just the second player in the last nine seasons to experience such an increase (minimum 20 games in the first season)... Had the fewest NHL games experience (108) and the lowest average ice time (15:41) among the NHL's Top-20 goal scorers... Posted five multi-goal games, tied for the third-highest single-season total in franchise history... Paced all Nashville skaters in plus/minus rating (+18)... Tied for ninth in the NHL in road goals (17) and tied for 11th among League forwards in road plus/minus rating (+11)... Named NHL's Third Star of the Week on Dec. 21 after tying for the NHL lead in both points (7) and goals (4) for the week... Appeared in his 100th career game on March 21 at St. Louis... Played in all four of Sweden's games at the 2010 Olympics in Vancouver... Scored his first Olympic goal in the quarterfinals vs. Slovakia, with his hockey idol, Peter Forsberg, setting the goal up.

**PLAYOFFS:** Missed four games due to a broken hand... Made his playoff debut in Game One, and posted his first career playoff point/assist in Game Six.

**2008-09:** Split his first season in North America between Nashville and Milwaukee (AHL)... Started the season with the Predators, and was recalled on two other occasions (Feb. 3 and March 17)... Posted his first career assist/multi-point game (2a) on Oct. 25 vs. Los Angeles... Ranked third on the Admirals

in goals (17) and tied for fourth on the club in points (35), despite playing only 49 AHL games... Also ranked third on Milwaukee in power-play goals (8) and second in shots (161)... Appeared in all 11 of Milwaukee's 2009 Calder Cup Playoff contests, tying for second on the team in points (8) and goals (4).

**EUROPE/AMATEUR:** Tied for 12th in the Swedish Elite League and led Djurgardens in goals (18) in **2007-08**... Tied for sixth in the league and led his club in power-play goals (11) in 2007-08... Ranked fourth on Djurgardens in points (30) and paced the club in shots (174) in 2007-08... Led Sweden and tied for second overall in goals (6) at the 2008 World Championships in Quebec City/Halifax... Named Rookie of the Year in the Swedish Elite League in **2006-07** after leading junior players with 23 goals. The goal total broke a record previous held by Peter Forsberg for most goals by a junior player in Swedish Elite League history... Tied for Djurgardens team lead in goals and ranked second on the club in scoring (23g-11a-34pts) in 2006-07... Joined Djurgardens' junior team for the 2007 post-season and tallied seven points (2g-5a) in seven games... Represented Sweden at both the 2007 World Junior (U-20) Championships in Sweden and the 2007 World Championships in Russia... Played the **2005-06** season primarily with the Djurgardens Elitserien team... Played for Sweden at the 2005 U-18 World Championships, earning a bronze medal.

**BACKGROUND:** Nickname: "Horny"... Grew up idolizing former Predator Peter Forsberg, and lists tennis star Roger Federer as his favorite athlete in another sport... Lists Spain as his favorite vacation destination.

**TRANSACTIONS:** July 31, 2005 - Nashville's seventh choice, 230th overall (seventh round), in 2005 Entry Draft.



## INTERNATIONAL RECORD

### SWEDEN

Year	Event	GP	G	A	PTS	PIM
2005	U-18 WC	7	1	0	1	2
2007	WJC	7	1	2	3	4
	WC	9	2	4	6	6
2008	WC	9	6	0	6	12
2010	Olympics	4	1	0	1	4

## CAREER HIGHLIGHTS

- MOST GOALS, GAME:**  
2 - five times, last March 11, 2010 at San Jose
- MOST ASSISTS, GAME:**  
3 - April 1, 2010 vs. St. Louis
- MOST POINTS, GAME:**  
3 - five times, last (3a), April 1, 2010 vs. St. Louis
- MOST PIM, GAME:**  
6 - twice, last Jan. 7, 2010 vs. Carolina
- MOST SHOTS, GAME:**  
10 - Nov. 5, 2010 vs. Anaheim
- LONGEST GOAL-SCORING STREAK:**  
3 - twice, last (4g) Jan. 5-9, 2010
- LONGEST ASSIST STREAK:**  
3 - (3a) Dec. 15-19, 2009
- LONGEST POINT-SCORING STREAK:**  
5 - (5g-3a) Dec. 14-22, 2009
- CAREER HAT TRICKS:**  
None
- CAREER PENALTY SHOTS:**  
None
- CAREER OVERTIME POINTS:**  
None
- FIRST NHL GAME:**  
Oct. 10, 2008 at St. Louis
- FIRST NHL GOAL:**  
Oct. 15, 2008 at Dallas (Marty Turco)
- FIRST GAME AS A PREDATOR:**  
Oct. 10, 2008 at St. Louis
- FIRST GOAL AS A PREDATOR:**  
Oct. 15, 2008 at Dallas (Marty Turco)

## CAREER RECORD

Season	Club	League	Regular Season					Playoffs				
			GP	G	A	PTS	PIM	GP	G	A	PTS	PIM
2003-04	Vasby Jr.	Sweden-Jr.	10	7	10	17	30	--	--	--	--	--
	Vasby	Sweden-3	32	8	5	13	26	--	--	--	--	--
2004-05	Vasby	Sweden-3	28	12	12	24	36	--	--	--	--	--
	Djurgarden Jr.	Sweden-Jr.	5	3	0	3	2	--	--	--	--	--
2005-06	Djurgarden Jr.	Sweden-Jr.	4	2	1	3	2	4	1	2	3	2
	Djurgarden	Sweden	47	5	2	7	36	--	--	--	--	--
2006-07	Djurgarden	Sweden	49	23	11	34	38	--	--	--	--	--
	Djurgarden Jr.	Sweden-Jr.	--	--	--	--	--	7	2	5	7	14
2007-08	Djurgarden	Sweden	53	18	12	30	58	5	0	1	1	6
2008-09	Nashville	NHL	28	2	5	7	16	--	--	--	--	--
	Milwaukee	AHL	49	17	18	35	44	11	4	4	8	6
2009-10	Nashville	NHL	80	30	21	51	40	2	0	1	1	4
<b>NHL/PREDATORS TOTALS</b>			<b>108</b>	<b>32</b>	<b>26</b>	<b>58</b>	<b>56</b>	<b>2</b>	<b>0</b>	<b>1</b>	<b>1</b>	<b>4</b>

## STATISTICAL BREAKDOWN

Year	Team	PP	SH	GW	S	% +/-	TF	FW	F%	MIN	H	BS	SHOOTOUTS				
													S	G	S%	GDG	
2008-09	NSH	0	0	0	54	3.7%	-3	5	1	20.0%	11:23	20	13	0	0	.000	0
2009-10	NSH	10	0	8	275	10.9%	18	18	5	27.8%	15:41	69	26	3	0	.000	0
<b>TOTALS</b>		<b>10</b>	<b>0</b>	<b>8</b>	<b>329</b>	<b>9.7%</b>	<b>15</b>	<b>23</b>	<b>6</b>	<b>26.1%</b>	<b>14:34</b>	<b>89</b>	<b>39</b>	<b>3</b>	<b>0</b>	<b>.000</b>	<b>0</b>



# KEVIN KLEIN

## KEVIN KLEIN

(KEH-vihn KLIHGHN)

### Defense

Shoots: Right

Height: 6-1

Weight: 201 lbs.

DOB: December 13, 1984

Kitchener, Ontario

Hometown:

Kitchener, Ontario

## ACQUIRED

June 22, 2003 -

Nashville's third choice, 37th overall (second round), in the 2003 NHL Entry Draft.

## VERSUS THE NHL

	GP	G	A	PTS	PIM
ANA	7	0	0	0	9
ATL	4	0	1	1	2
BOS	2	0	0	0	0
BUF	1	0	0	0	0
CGY	9	0	2	2	2
CAR	1	0	0	0	0
CHI	14	2	1	3	4
COL	6	0	0	0	4
CBJ	13	0	4	4	2
DAL	8	1	0	1	6
DET	13	1	2	3	0
EDM	7	0	3	3	0
FLA	5	0	1	1	4
LA	8	0	0	0	2
MIN	8	0	1	1	2
MTL	2	0	1	1	0
NSH	--	--	--	--	--
NJ	3	0	0	0	0
NYI	2	0	0	0	0
NYR	2	0	1	1	0
OTT	2	0	0	0	0
PHI	3	0	0	0	0
PHX	8	0	1	1	0
PIT	2	0	0	0	2
STL	11	2	0	2	0
S.J.	8	0	2	2	0
T.B.	1	0	0	0	5
TOR	2	0	0	0	2
VAN	8	0	0	0	6
WSH	2	0	0	0	0

**2009-10:** Set career highs in games played (81), assists (10) and penalty minutes (27)... Led the team, and ranked 22nd in the League, in blocked shots (147)... One of just two Predators (along with Shea Weber) to post at least 100 hits (101) and 100 blocked shots... Saw his average ice time increase by 7:16 over the 2008-09 season (12:39 to 19:55), the highest season-to-season increase in the NHL among players appearing in at least 20 games each season... Ranked second on the team in average shorthanded ice time (2:30)... Logged 20-or-more minutes in 43 games after doing it only twice in the first 81 contests of his career... Put up half his season assist total in a 12-game stretch from Nov. 28-Dec. 19... Played his 100th career contest on Nov. 17 vs. San Jose. **PLAYOFFS:** Played in all six WCQ games vs. Chicago... Made his playoff debut in Game One, and collected his first career postseason point/assist in Game Three.

**2008-09:** Played his rookie season after appearing in 18 games over the three previous campaigns... Tied for fifth among rookie defensemen in goals (4) and 12th in points (12)... Recorded seven (4g-3a) of his 12 points against Central Division opponents, including all four goals... Posted points/assists in back-to-back contests (3a) for the first time in his career Feb. 28-March 3... Registered his first career multi-point outing with a pair of assists vs. Edmonton on March 3... Scored his first career powerplay goal on Feb. 10 vs. Detroit.

**2007-08:** Appeared in 13 games in his first full season at the NHL level... Was reassigned to Milwaukee (AHL) on two occasions for conditioning assignments (Nov. 16-30 & Feb. 14-18)... Missed the first six games of the campaign due to injury.

**2006-07:** Appeared in two games with Nashville and scored his first career NHL goal on Jan. 26 at Chicago. It was his fourth career NHL game... Was recalled from Milwaukee (AHL) twice during the season (Nov. 20-24 and Jan. 26-28)... Ranked third among Milwaukee defensemen in scoring with 20 points (5g-15a-20pts) in 70 games.

**2005-06:** Was recalled from Milwaukee twice during the season (Dec. 3-4 and March 9-12)... Led Milwaukee defensemen in scoring (10g-33a-43pts) and ranked 13th among AHL backliners in points... Tied

for second on the Admirals in shorthanded goals (2) and tied for third on the club with 76 games played... Tied for first on the team and fifth in the AHL with a +11 rating in the 2006 playoffs.

**2004-05:** Spent the majority of his first pro season with Milwaukee, including seven playoff contests... Also posted three points (2g-1a) in three games with Rockford (UHL).

**AMATEUR:** Captured a silver medal with Team Canada at the 2004 World Junior Championships... Won the 2004 Ontario Hockey League championship as a member of the Guelph Storm... Tied for second on the Storm with 21 playoff points (10g-11a) and ranked third in playoff goals (10)... Named the OHL Western Conference's best defensive defenseman in the 2004 OHL coaches' poll, was named a Third-Team All-Star and played for the Western Conference at the 2004 OHL All-Star Classic... Served as an alternate captain for Toronto St. Michael's in 2002-03 and finished third in team scoring (11g-33a-44pts)... Finished second in voting as the OHL Eastern Conference's best defensive defenseman in the 2003 OHL coaches' poll... Named the Majors' most outstanding defenseman in 2003... Played for the OHL Eastern All-Stars in the CHL Hershey Cup All-Star Series... Tallied an assist at the 2003 CHL/NHL Top Prospects Game in Kitchener... Won a gold medal with Canada's U-18 team at the 2001 Six Nations tournament in the Czech Republic... Played for Team Ontario at the 2001 U-17 World Hockey Challenge in Nova Scotia.

**BACKGROUND:** Nickname: "Kleiner"... Favorites include Virago (Nashville restaurant), anything on Planet Green Network (TV show), Bach (musician), Ibiza (place he'd most like to visit), Tesla (dream car) and Hugo Boss (place to shop)... If he could be on any reality TV show, it would be *Dancing with the Stars*... Lists Gandhi as the historical figure he would have most like to have met... He and his wife Jodi have a son, Joseph.

**TRANSACTIONS:** June 22, 2003 - Nashville's third selection, 37th overall (second round), in the 2003 Entry Draft.





## INTERNATIONAL RECORD

### CANADA

Year	Event	GP	G	A	PTS	PIM
2004	WJC	6	0	0	0	0

## CAREER RECORD

Season	Club	League	Regular Season					Playoffs				
			GP	G	A	PTS	PIM	GP	G	A	PTS	PIM
2000-01	St. Michael's	OHL	58	3	16	19	21	18	0	5	5	17
2001-02	St. Michael's	OHL	68	5	22	27	35	15	2	7	9	12
2002-03	St. Michael's	OHL	67	11	33	44	88	17	1	9	10	8
2003-04	St. Michael's	OHL	5	0	1	1	2	--	--	--	--	--
	Guelph	OHL	46	6	23	29	40	22	10	11	21	12
2004-05	Milwaukee	AHL	65	4	12	16	22	7	0	0	0	11
	Rockford	UHL	3	2	1	3	0	--	--	--	--	--
2005-06	Milwaukee	AHL	76	10	33	43	31	21	3	7	10	31
	Nashville	NHL	2	0	0	0	0	--	--	--	--	--
2006-07	Milwaukee	AHL	70	5	15	20	67	4	1	0	1	0
	Nashville	NHL	3	1	0	1	0	--	--	--	--	--
2007-08	Nashville	NHL	13	0	2	2	6	--	--	--	--	--
	Milwaukee	AHL	9	0	3	3	2	--	--	--	--	--
2008-09	Nashville	NHL	63	4	8	12	19	--	--	--	--	--
2009-10	Nashville	NHL	81	1	10	11	27	6	0	2	2	4
<b>NHL/PREDATORS TOTALS</b>			<b>162</b>	<b>6</b>	<b>20</b>	<b>26</b>	<b>52</b>	<b>6</b>	<b>0</b>	<b>2</b>	<b>2</b>	<b>4</b>


## STATISTICAL BREAKDOWN

Year	Team	PP	SH	GW	S	% +/-	TF	FW	F%	MIN	H	BS	SHOOTOUTS				
													S	G	S%	GDG	
2005-06	NSH	0	0	0	0	0.0%	-1	0	0	0.0%	13:39	4	3	0	0	.000	0
2006-07	NSH	0	0	0	2	50.0%	3	0	0	0.0%	16:36	3	6	0	0	.000	0
2007-08	NSH	0	0	0	14	0.0%	-3	0	0	0.0%	14:24	7	15	0	0	.000	0
2008-09	NSH	1	0	0	41	9.8%	-2	0	0	0.0%	12:39	57	47	0	0	.000	0
2009-10	NSH	0	0	0	67	1.5%	-13	0	0	0.0%	19:55	101	147	0	0	.000	0
<b>TOTALS</b>		<b>1</b>	<b>0</b>	<b>0</b>	<b>124</b>	<b>4.8%</b>	<b>-16</b>	<b>0</b>	<b>0</b>	<b>0.0%</b>	<b>16:31</b>	<b>172</b>	<b>218</b>	<b>0</b>	<b>0</b>	<b>.000</b>	<b>0</b>

## CAREER HIGHLIGHTS

- MOST GOALS, GAME:**  
1 - five times, last Feb. 12, 2009 vs. St. Louis
- MOST ASSISTS, GAME:**  
2 - twice, last Dec. 14, 2009 at Columbus
- MOST POINTS, GAME:**  
2 - twice, last (2a) Dec. 14, 2009 at Columbus
- MOST PIM, GAME:**  
5 - twice, last Dec. 15, 2009 vs. Tampa Bay
- MOST SHOTS, GAME:**  
4 - twice, last Dec. 10, 2009 vs. Columbus
- LONGEST GOAL-SCORING STREAK:**  
None
- LONGEST ASSIST STREAK:**  
2 - (3a) Feb. 28 - March 3, 2009
- LONGEST POINT-SCORING STREAK:**  
2 - twice, last (1g-1a) Oct. 29-31, 2009
- CAREER HAT TRICKS:**  
None
- CAREER PENALTY SHOTS:**  
None
- CAREER OVERTIME POINTS:**  
None
- FIRST NHL GAME:**  
Dec. 3, 2005 vs. Philadelphia
- FIRST NHL GOAL:**  
Jan. 26, 2007 at Chicago (Nikolai Khabibulin)
- FIRST GAME AS A PREDATOR:**  
Dec. 3, 2005 vs. Philadelphia
- FIRST GOAL AS A PREDATOR:**  
Jan. 26, 2007 at Chicago (Nikolai Khabibulin)

# SERGEI KOSTITSYN



## SERGEI KOSTITSYN

(SAIR-gay  
kaws-TIHT-sihn)

Left Wing

Shoots: Left

Height: 6-0

Weight: 210 lbs.

DOB: March 20, 1987

Novopolotsk, Belarus

Hometown:

Minsk, Belarus

## ACQUIRED

June 29, 2010 -

Acquired by Nashville from Montreal for forward Dustin Boyd and goaltender Dan Ellis.

## VERSUS THE NHL

	GP	G	A	PTS	PIM
ANA	3	0	0	0	0
ATL	7	2	0	2	0
BOS	14	2	4	6	17
BUF	12	4	3	7	12
CGY	2	0	0	0	0
CAR	7	1	0	1	4
CHI	2	0	1	1	0
COL	1	0	0	0	0
CBJ	3	1	1	2	2
DAL	1	0	1	1	0
DET	1	0	0	0	0
EDM	1	1	1	2	0
FLA	9	0	2	2	2
LA	2	0	2	2	2
MIN	2	0	0	0	0
MTL	0	0	0	0	0
NSH	1	0	0	0	0
NJ	7	0	2	2	2
NYI	7	0	0	0	6
NYR	7	3	1	4	0
OTT	12	0	6	6	8
PHI	9	1	2	3	12
PHX	2	1	0	1	2
PIT	7	0	3	3	0
STL	2	0	2	2	0
S.J.	2	0	1	1	0
T.B.	10	0	1	1	8
TOR	11	3	5	8	36
VAN	2	1	1	2	2
WSH	9	4	5	9	8

**2009-10:** Began the season in Hamilton (AHL) before being permanently recalled to Montreal on Nov. 23. Posted assists in his first two NHL games of the season Nov. 24-25... Registered a career-high two game-winning goals, which came in back-to-back games March 13-16... His best stretch of the season came Feb. 2-March 16, when he registered 12 points (5g-7a) in 15 games. This included a career-high three assists on Feb. 10 vs. Washington, his third ever two-goal game March 13 vs. Boston and a career-high three-game goal-scoring streak March 11-16 (4g)... Missed 10 NHL games due to injury... Ranked second on the Bulldogs in points (4g-9a-13pts) at the time of his recall to Montreal... Led Belarus in points (2g-3a) at the 2010 Vancouver Olympics. **PLAYOFFS:** Appeared in five of Montreal's seven games during its ECQ series against Washington.

**CAREER NOTES:** Played a career-high 56 games in **2008-09**... Also set career highs in power-play goals (5), penalty minutes (64) and shots (74) with Montreal in 2008-09... Suited up for his 100th NHL contest on Feb. 6, 2009 at Buffalo... Recorded his first career game-winning goal on Jan. 10, 2009 vs. Washington... Notched his first career two-goal, three-point performance in game No. 2 of the 2008-09 season on Oct. 11 at Toronto... Set career highs in goals, assists and points (9g-18a-27pts) as a rookie in **2007-08** with Montreal... Ranked seventh among 2007-08 rookies in points per game (.52)... Ranked fourth in the League - and led all rookies - in shooting percentage (18.4%)... Tied for fourth on the 2007-08 Canadiens in plus/minus rating with a career high (+9)... Also set career highs in average ice time (14:21), hits (54) and blocked shots (23) during his first NHL campaign ... Scored the lone shorthanded goal of his career on Jan. 29, 2008 vs. Washington... Notched his first NHL point with an assist on Dec. 15, 2007 vs. Toronto... Recalled from Hamilton (AHL) for the remainder of the season on Dec. 12, 2007. Posted points in six of his first nine NHL contests (2g-4a) from Dec. 13-30, 2007... Led the Bulldogs in points (6g-16a-22pts) through 22 games at the time of his recall... Participated in the World Championships for the first time in 2008, recording one assist in four games.

**AMATEUR:** Led the Canadian Hockey League and set a London Knights franchise record in assists in 2006-07 (91)... Ranked third in the Ontario Hockey League in points (40g-91a-131pts), tied for third in game-winning goals (9) and ranked fifth in plus/minus rating (+38) in 2006-07... Named a Third-Team OHL All-Star... Voted to have the best shot in the OHL's Western Conference in the 2007 Coaches' Poll... Posted an OHL-high 25-game point streak from Dec. 8, 2006-March 4, 2007 which saw him put up 71 points (20g-51a)... Played on a line with Chicago's Patrick Kane and Edmonton's Sam Gagner with the 2006-07 Knights... Tied for first on Belarus in points (1g-4a) and ranked second at the 2007 World Junior Championships in penalty minutes (33)... Led all OHL rookies in points and assists, and tied for second in goals (26g-52a-78pts) with London in 2005-06... The second runner-up for the 2006 Emms Family Award, which goes to the OHL's rookie of the year, and a member of the 2006 OHL All-Rookie Team... Ranked second in the 2006 OHL Playoffs in points and assists (13g-24a-37pts), helping London reach the OHL Finals... Posted six points (1g-5a-6pts) in his first career OHL playoff game on March 23, 2006 vs. Sault Ste. Marie, the first of an 11-game point streak (10g-17a-27pts)... Named MVP of the 2006 World Junior Championships B-Pool Tournament after pacing all skaters in points, goals and assists (4g-5a-9pts)... Played in the 2005 World Juniors, and helped Belarus win the 2005 U-18 Division I World Championship tournament... Played in both the 2003 and 2004 U-18 World Championships, and tied for fifth in points (4g-4a-5pts) at the 2004 Division I World Junior Championships.

**TRANSACTIONS:** **June 29, 2010** - Acquired by Nashville from Montreal for forward Dustin Boyd and goaltender Dan Ellis... **July 30, 2005** - Montreal's sixth choice, 200th overall (seventh round), in 2005 Entry Draft.



## INTERNATIONAL RECORD

### BELARUS

Year	Event	GP	G	A	PTS	PIM
2003	U-18 WC	6	2	0	2	4
2004	U-18 WC	6	1	3	4	8
	DI WJC	5	4	4	8	0
2005	U-18 DI WC	4	1	5	6	4
	WJC	6	0	0	0	2
2006	DI WJC	5	4	5	9	43
2007	WJC	6	1	4	5	33
2008	WC	4	0	1	1	0
2010	Olympics	4	2	3	5	0

## CAREER HIGHLIGHTS

- MOST GOALS, GAME:**  
2 - three times, last March 13, 2010 vs. Boston
- MOST ASSISTS, GAME:**  
3 - Feb. 10, 2010 vs. Washington
- MOST POINTS, GAME:**  
3 - twice, last (3a) Feb. 10, 2010 vs. Washington
- MOST PIM, GAME:**  
20 - March 9, 2009 vs. Toronto
- MOST SHOTS, GAME:**  
7 - twice, last Dec. 20, 2008 vs. Buffalo
- LONGEST GOAL-SCORING STREAK:**  
3 - (4g) March 11-16, 2010
- LONGEST ASSIST STREAK:**  
3 - (3a) Feb. 3-7, 2009
- LONGEST POINT-SCORING STREAK:**  
4 - (2g-2a) Dec. 20-27, 2007
- CAREER HAT TRICKS:**  
None
- CAREER PENALTY SHOTS:**  
1 - Feb. 3, 2008 vs. N.Y. Rangers (Lundqvist): goal
- CAREER OVERTIME POINTS:**  
1 (1a)
- FIRST NHL GAME:**  
Dec. 13, 2007 at Philadelphia
- FIRST NHL GOAL:**  
Dec. 20, 2007 at Washington (Olaf Kolzig)
- FIRST GAME AS A PREDATOR:**  
None
- FIRST GOAL AS A PREDATOR:**  
None

## CAREER RECORD

Season	Club	League	Regular Season					Playoffs				
			GP	G	A	PTS	PIM	GP	G	A	PTS	PIM
2002-03	Gomel	EEHL	2	0	0	0	0	--	--	--	--	--
2003-04	Gomel	EEHL	6	0	1	1	0	--	--	--	--	--
	Gomel	Belarus	22	5	4	9	4	11	1	2	3	8
	Gomel-2	EEHL-2	6	7	2	9	14	--	--	--	--	--
2004-05	Gomel	Belarus	40	4	10	14	24	4	2	0	2	12
2005-06	London	OHL	63	26	52	78	78	19	13	24	37	44
2006-07	London	OHL	59	40	91	131	76	16	9	12	21	39
2007-08	Montreal	NHL	52	9	18	27	51	12	3	5	8	14
	Hamilton	AHL	22	6	16	22	18	--	--	--	--	--
2008-09	Montreal	NHL	56	8	15	23	64	1	0	0	0	2
	Hamilton	AHL	16	5	8	13	18	--	--	--	--	--
2009-10	Montreal	NHL	47	7	11	18	8	5	0	0	0	0
	Hamilton	AHL	16	4	9	13	2	--	--	--	--	--
<b>NHL TOTALS</b>			<b>155</b>	<b>24</b>	<b>44</b>	<b>68</b>	<b>123</b>	<b>18</b>	<b>3</b>	<b>5</b>	<b>8</b>	<b>16</b>

## STATISTICAL BREAKDOWN

Year	Team	PP	SH	GW	S	% +/-	TF	FW	F%	MIN	H	BS	SHOOTOUTS				
													S	G	S%	GDG	
2007-08	MTL	3	1	0	49	18.4%	9	23	8	34.8%	14:21	54	23	1	0	.000	0
2008-09	MTL	5	0	1	74	10.8%	-3	9	3	33.3%	14:08	49	21	0	0	.000	0
2009-10	MTL	0	0	2	59	11.9%	4	7	1	14.3%	14:09	26	16	0	0	.000	0
<b>TOTALS</b>		<b>8</b>	<b>1</b>	<b>3</b>	<b>182</b>	<b>13.2%</b>	<b>10</b>	<b>39</b>	<b>12</b>	<b>30.8%</b>	<b>14:13</b>	<b>129</b>	<b>60</b>	<b>1</b>	<b>0</b>	<b>.000</b>	<b>0</b>

# DAVID LEGWAND



## DAVID LEGWAND

(DAY-vihd LEHG-wahnd)

Center

Shoots: Left

Height: 6-2

Weight: 204 lbs.

DOB: August 17, 1980

Detroit, Michigan

Hometown:

Gross Pointe Woods,

Michigan

## ACQUIRED

June 26, 1998 –

Nashville's first

selection, second overall

(first round), in the 1998

Entry Draft.

## VERSUS THE NHL

	GP	G	A	PTS	PIM
ANA	35	5	7	12	10
ATL	11	0	2	2	4
BOS	12	4	3	7	6
BUF	10	4	3	7	4
CGY	34	8	13	21	18
CAR	10	1	2	3	6
CHI	52	18	27	45	24
COL	34	6	14	20	12
CBJ	46	17	20	37	42
DAL	34	6	9	15	18
DET	51	12	21	33	22
EDM	36	10	19	29	20
FLA	10	3	6	9	2
LA	34	6	14	20	32
MIN	32	5	9	14	10
MTL	9	3	3	6	8
NSH	--	--	--	--	--
NJ	12	3	3	6	8
NYI	8	0	5	5	4
NYR	11	1	5	6	6
OTT	11	1	1	2	6
PHI	10	0	5	5	2
PHX	34	6	12	18	22
PIT	10	6	3	9	2
STL	56	9	18	27	34
SJ	35	4	14	18	14
T.B.	10	2	2	4	2
TOR	10	3	2	5	4
VAN	37	7	11	18	28
WSH	10	2	2	4	4

**CAREER NOTES:** Enters 2010-11 as Nashville's all-time leader in points (407), goals (152), assists (255), games played (704), game-winning goals (32), overtime points (7g-5a-12pts), multiple-point games (79) and multiple-goal games (18)... Was Nashville's first-ever draft selection and the club's first first-round pick to play in the NHL.

**2009-10:** One of three Predators to appear in all 82 games, doing so for the second time in his career... Led all team forwards in average ice time (18:42)... Scored 10 of his 11 goals at even strength, with the other being one of five shorthanded markers by the team... Nashville went 10-0-1 when he scored... Set career highs and paced the team in both face-offs won (538) and draws taken (1,124)... Also set a career high in blocked shots (46)... Ranked second on the Predators in both shootout goals (4) and shootout attempts (9)... Assessed a career-low 24 penalty minutes... Played in his 700th career contest on March 30 vs. Los Angeles... Notched his 400th career point with an assist on Feb. 10 at N.Y. Rangers. **PLAYOFFS:** Paced the team in points (2g-5a-7pts) during its six-game WCQ series vs. Chicago, tying franchise records for points and assists in a series. The output moved him into a tie for first on the club's all-time playoff points list (4g-9a)... Posted his first career postseason multi-point/assist outing in Game One (2a)... Became the second player in franchise history to post three-or-more points in a playoff contest in Game Three (1g-2a).

**2008-09:** Posted the second 20-goal season of his career, ranking third on the club in the category (20)... Paced the club in shorthanded goals (3), shorthanded points (4) and all forwards in average ice time (19:26), all of which were career highs... Also notched career highs in shots (175) and face-off efficiency (509-1023, 49.8%)... Scored 15 of his 20 goals on home ice... Scored 14 of his goals in 37 games after the turn of the calendar after posting 14 tallies the entire 2008 calendar year... Missed the final nine games of the regular season with a facial fracture.

**2007-08:** Nashville posted an 11-1-1 record when he scored a goal... Recorded his 200th career assist at Los Angeles on Jan. 8... Notched three points (1g-2a) in the third period of a come-from-behind victory at Montreal on Dec. 1. His first point (goal) gave him sole possession of first on the franchise's all-time scoring list... Signed a six-year contract on Dec. 7, 2008... Missed

17 games due to injury, including the final 12 of the regular season. **PLAYOFFS:** Played in three of the club's six postseason games... Missed Game One of the WCQ vs. Detroit, the first postseason game in franchise history he had not appeared in... Scored a goal in his return to the lineup in Game Three.

**2006-07:** Posted career-highs in goals (27), assists (36) and points (63)... Led the team with a career-high seven game-winning goals, tied for the team lead in goals and ranked third on the club in scoring... Led Nashville with a career-high, franchise-record +23 rating... Nashville posted a record of 17-2-2 in games in which he scored... Scored a goal 11 seconds into Nashville's April 5 game vs. St. Louis, setting a franchise record for the earliest goal... Netted his 100th career goal on Feb. 22 vs. Montreal... Named the NHL's First Star of the Week for the week of Jan. 15-21 after posting nine points (5g-4a) and three game-winning goals in four games... Recorded his first career hat trick and four-point game on Jan. 20 vs. Chicago. His third tally (97th of his career) pushed him past Scott Walker as the franchise's all-time leader in goals... Scored a shorthanded penalty-shot goal on Dec. 23 vs. Los Angeles. **PLAYOFFS:** Played in all five of Nashville's WCQ games vs. San Jose... Tied for the team lead in assists (3) and shots (14) and led Nashville forwards in average ice time (22:23)... Tallied assists (3a) in three straight games (April 13-18).

**2005-06:** Five of his seven goals were game-winners, tying him for second on the club... Nashville went 30-9-5 with him in the lineup... Scored the overtime game-winner on March 9 at Vancouver six seconds into the OT session. It tied the modern-era NHL record for quickest overtime tally... Limited to 44 games by a knee injury. **PLAYOFFS:** Appeared in all five of Nashville's postseason games vs. San Jose.

**2004-05:** Notched a league-leading 39 points (16g-23a) in 19 playoff games, helping EHC Basel (Swiss-2) capture a league championship... Played for Team USA at the 2005 World Championships in Austria.

**2003-04:** Played a career-high 82 games... One of four Predators to appear in all 82 games... Led the team in game-winning goals, tied for first in overtime points (1g-2a) and tied for second in goals. **PLAYOFFS:** Scored the first shorthanded playoff goal in franchise history in Game Three of the WCQ vs. Detroit (April 11)... Appeared in all six of Nashville's playoff tilts.



**2002-03:** Led the team in scoring (17g-31a-48pts), multi-point games (11) and face-offs (1,095), ranked second in shots (167), and third in goals (17)... Named the Predators' Chevy Man of the Year (community service)... Missed the final 18 games of the season due to a broken collarbone.

**2001-02:** Posted a career-high 54 penalty minutes... Notched two goals and two assists in the TOPPS/NHL YoungStars Game on Feb. 1.

**2000-01:** Ranked second on the team in shots (172)... Ranked fourth in points (41) and assists (28)... Tallied the first overtime penalty-shot goal in NHL history on Dec. 23 at the New York Rangers... Played for Team USA at the 2001 World Championships in Germany, tying for second on the club in scoring (2g-4a-6pts).

**1999-00:** Led Predators rookies in goals (13), assists (15) and points (28)... Ranked among NHL rookie leaders in power-play goals (ranked eighth with 4), goals (13th), points (16th) and assists (17th)... Scored his first NHL goal, the game-winner, as part of his first multi-point outing (1g-1a) on Oct. 11 at Toronto... Recorded his first career NHL point with an assist on the game-tying goal on Oct. 10 at Chicago... Scored one goal and added an assist for Team USA at the 2000 World Championships in St. Petersburg, Russia.

**1998-99:** Signed with the Predators on April 16 and made his NHL debut in the Predators' final regular-season game on April 17 vs. New Jersey... Ranked third on the Plymouth Whalers (OHL) in

points (80) and goals (31) and ranked second on the team in assists (49)... Played for Team USA in the 1999 World Championships.

**AMATEUR:** Named the CHL Rookie of the Year, OHL Rookie of the Year, OHL Most Valuable Player and a member of the OHL First All-Star Team and OHL All-Rookie Team in 1998... Became the first rookie in 24 years to capture MVP honors in the OHL and only the second U.S.-born player to be named MVP (Pat Peake in 1993)... Led all OHL rookies and ranked third in the league in points (105) in 1997-98... Led Plymouth in goals (54), assists (51) and points in 1997-98... Played for Team USA in the 1998 & 1999 World Junior (U-20) Championships... Named an NAHL All-Star and league Rookie of the Year with Compuware in 1996-97.

**BACKGROUND:** Nickname: "Leggy"... Gives to the Garth Brooks Teammates for Kids Foundation... Enjoys boating and golfing... Spends his summers in Detroit... Favorites include SportsCenter (TV show), Bruce Springsteen (band/musician), pasta (food) and Florida (vacation spot)... If he didn't play hockey, he would be a teacher... His NHL debut is his favorite hockey memory... Enjoys Nashville for the people and the weather... Has a black lab named Riley... Wife - Lindsey, Son - Ryder.

**TRANSACTIONS:** June 26, 1998 - Nashville's first selection, second overall (first round), in the 1998 Entry Draft.

## CAREER HIGHLIGHTS

### MOST GOALS, GAME:

3 - twice, last Oct. 6, 2007 vs. Dallas

### MOST ASSISTS, GAME:

3 - twice, last March 18, 2006 vs. Calgary

### MOST POINTS, GAME:

4 - (3g-1a) Jan. 20, 2007 vs. Chicago

### MOST PIM, GAME:

6 - twice, last Oct. 25, 2008 vs. Los Angeles

### MOST SHOTS, GAME:

9 - Nov. 23, 2005 at Columbus

### LONGEST GOAL-SCORING STREAK:

4 - (5g) Feb. 24-March 3, 2009

### LONGEST ASSIST STREAK:

4 - three times, last (5a) Jan. 18-27, 2007

### LONGEST POINT-SCORING STREAK:

5 - four times, last (3g-4a) Dec. 12-19, 2009

### CAREER HAT TRICKS:

2 - Jan. 20, 2007 vs. Chicago, Oct. 6, 2007 vs. Dallas

### CAREER PENALTY SHOTS:

3 - Dec. 23, 2006 vs. Los Angeles (Cloutier); goal, Nov. 5, 2005 at Los Angeles (LaBarbara); no goal & Dec. 23, 2000 at N.Y. Rangers (McLean); goal

### CAREER OVERTIME POINTS:

12 (7g-5a)

### FIRST NHL GAME:

April 17, 1999 vs. New Jersey

### FIRST NHL GOAL:

Oct. 11, 1999 at Toronto (Glenn Healy)

### FIRST GAME AS A PREDATOR:

April 17, 1999 vs. New Jersey

### FIRST GOAL AS A PREDATOR:

Oct. 11, 1999 at Toronto (Glenn Healy)



# DAVID LEGWAND



## STATISTICAL BREAKDOWN

Year	Team	PP	SH	GW	S	%	+/-	TF	FW	F%	MIN	H	BS	SHOOTOUTS			
														S	G	S%	GDG
1998-99	NSH	0	0	0	2	0.0%	0	9	5	55.6%	12:50	0	1	--	--	--	--
1999-00	NSH	4	0	2	111	11.7%	-6	637	265	41.6%	14:43	48	27	--	--	--	--
2000-01	NSH	3	0	3	172	7.6%	1	888	358	40.3%	15:14	50	23	--	--	--	--
2001-02	NSH	1	1	1	121	9.1%	1	843	341	40.5%	16:24	43	25	--	--	--	--
2002-03	NSH	3	1	4	167	10.2%	-2	1095	510	46.6%	19:14	--	--	--	--	--	--
2003-04	NSH	5	1	5	165	10.9%	9	1109	500	45.1%	17:16	--	--	--	--	--	--
2005-06	NSH	0	0	5	109	6.4%	3	580	259	44.7%	16:50	6	13	0	0	.000	0
2006-07	NSH	3	1	7	153	17.6%	23	1108	502	45.3%	18:21	15	43	0	0	.000	0
2007-08	NSH	4	0	1	144	10.4%	-4	700	305	43.6%	18:00	7	21	1	0	.000	0
2008-09	NSH	1	3	1	175	11.4%	-3	1023	509	49.8%	19:26	25	23	3	1	.333	1
2009-10	NSH	0	1	3	151	7.3%	-5	1124	538	47.9%	18:42	38	46	9	4	.444	2
<b>TOTALS</b>		<b>24</b>	<b>8</b>	<b>32</b>	<b>1470</b>	<b>10.3%</b>	<b>17</b>	<b>9116</b>	<b>4092</b>	<b>44.9%</b>	<b>17:25</b>	<b>232</b>	<b>222</b>	<b>13</b>	<b>5</b>	<b>.385</b>	<b>3</b>





## INTERNATIONAL RECORD

## UNITED STATES

Year	Event	GP	G	A	PTS	PIM
1998	WJC	7	0	0	0	2
1999	WJC	6	1	3	4	31
	WC	6	0	2	2	4
2000	WC	6	1	1	2	4
2001	WC	9	2	4	6	4
2005	WC	7	0	1	1	4

## CAREER RECORD

Season	Club	League	Regular Season					Playoffs				
			GP	G	A	PTS	PIM	GP	G	A	PTS	PIM
1997-98	Plymouth	OHL	59	54	51	105	56	15	8	12	20	24
1998-99	Plymouth	OHL	55	31	49	80	65	11	3	8	11	8
	Nashville	NHL	1	0	0	0	0	--	--	--	--	--
1999-00	Nashville	NHL	71	13	15	28	30	--	--	--	--	--
2000-01	Nashville	NHL	81	13	28	41	38	--	--	--	--	--
2001-02	Nashville	NHL	63	11	19	30	54	--	--	--	--	--
2002-03	Nashville	NHL	64	17	31	48	34	--	--	--	--	--
2003-04	Nashville	NHL	82	18	29	47	46	6	1	0	1	8
2004-05	EHC Basel	Swiss-2	3	6	2	8	2	19	16	23	39	20
2005-06	Nashville	NHL	44	7	19	26	34	5	0	1	1	8
	Milwaukee	AHL	3	0	0	0	0	--	--	--	--	--
2006-07	Nashville	NHL	78	27	36	63	44	5	0	3	3	2
2007-08	Nashville	NHL	65	15	29	44	38	3	1	0	1	2
2008-09	Nashville	NHL	73	20	22	42	32	--	--	--	--	--
2009-10	Nashville	NHL	82	11	27	38	24	6	2	5	7	8
NHL/PREDATORS TOTALS			704	152	255	407	374	25	4	9	13	28



# MATTHEW LOMBARDI

## MATTHEW LOMBARDI

(MA-thew lawm-BAHR-dee)

### Center

Shoots: Left

Height: 6-0

Weight: 198 lbs.

DOB: March 18, 1982

Montreal, Quebec

Hometown: Hudson, Quebec

## ACQUIRED

July 2, 2010 -

Signed as a free agent by Nashville.

## VERSUS THE NHL

	GP	G	A	PTS	PIM
ANA	27	4	13	17	14
ATL	4	2	1	3	0
BOS	5	0	5	5	2
BUF	7	2	1	3	2
CGY	4	1	0	1	2
CAR	4	0	1	1	2
CHI	22	5	6	11	20
COL	34	6	15	21	20
CBJ	20	4	6	10	14
DAL	24	4	10	14	20
DET	21	4	4	8	10
EDM	37	12	15	27	29
FLA	5	0	2	2	2
LA	25	5	8	13	18
MIN	34	3	10	13	16
MTL	7	3	3	6	4
NSH	22	6	5	11	12
NJ	4	1	1	2	0
NYI	6	0	6	6	2
NYR	6	1	1	2	4
OTT	6	0	3	3	4
PHI	3	1	1	2	2
PHX	16	3	6	9	10
PIT	3	0	0	0	2
STL	21	5	8	13	16
SJ	24	5	8	13	22
TB	5	1	1	2	0
TOR	5	1	2	3	0
VAN	38	8	5	13	18
WSH	5	2	0	2	8

**2009-10:** Set career highs in assists and points (19g-34a-53pts), ranking second on the Phoenix Coyotes in both categories... Also ranked second on the Coyotes in goals, the second-highest total of his career... Set a personal best in average ice time (17:56), and ranked first among Coyote forwards in average power-play ice time (3:20)... One of just 14 NHLers to record a five-point performance in 2009-10, doing so on Feb. 8 vs. Edmonton (2g-3a). Also posted a +5 rating... Played in his 400th NHL contest on Dec. 29 vs. Vancouver... Notched his 200th career point with an assist on Dec. 10 at Los Angeles. **PLAYOFFS:** Led Phoenix in points and assists (1g-5a-6pts) in its WCQ series vs. Detroit... Also ranked second on the club in postseason plus/minus rating (+2), and second among Coyote forwards in time on ice per game (17:36)... Set up the team's first goal of the game, and the game-winning goal, in Game One of the WCQ, Phoenix's first playoff game in eight years.

**CAREER NOTES:** Split the **2008-09** season between Calgary and Phoenix... Ranked second on the Coyotes in points (5g-11a-16pts) after his acquisition at the trade deadline (19 games)... Put up a career-high +13 rating... Missed 13 games at the beginning of the 2008-09 campaign due to injury... Earned a silver medal with Canada at the 2009 World Championships, posting four points (2g-2a) in nine games... Registered career highs in games played (82), penalty minutes (67), hits (72) and blocked shots (53) with Calgary in **2007-08**... Tied for the Calgary team lead in shorthanded goals (2), and tied for third in power-play goals (4) in 2007-08... Scored a career-high 20 goals with the Flames in **2006-07**... Tied for fifth in the League in shorthanded goals with a career high (5)... Posted personal bests in power-play goals (5), and game-winning goals (5). Ranked fourth on the Flames in game winners... Notched his 100th NHL point with an assist on March 25, 2007 at Chicago... Won gold with Team Canada at the 2007 World Championships and was named one of the team's three best players of the tournament... Led Canada and tied for third in the tourney in goals, and tied for fourth in overall points (6g-6a-12pts)... Paced Calgary in shorthanded goals (2) in **2005-06**... One of his two man-down goals came on his first career penalty shot attempt on March 31, 2006 vs. Colorado... Missed 24 games due to injury, then accepted a one-game conditioning assignment with Omaha (AHL) before rejoining the Flames... Missed the majority of the **2004-05** campaign due to an injury sustained in the previous spring's Stanley Cup Playoffs, appearing in Lowell's (AHL) last nine regular-season games and all 11 Calder Cup Playoff contests... Tied for fifth among rookie NHLers in goals and tied for 11th in points (16g-13a-29pts) in **2003-04**... Also ranked second among first-year players in shorthanded goals (2) and tied for second in game-winning goals (4)... Also fourth among rookies in shooting percentage (12.3%)... Set career highs in face-offs won/taken (475/992)... Calgary posted a 9-1-1-1 record when he scored... Played for the Western

Conference in the 2004 Youngstars Game during All-Star weekend... Notched his first career hat trick as part of his first four-point performance (3g-1a) in game No. 13 of his career on Nov. 12, 2003 at Chicago. Scored an even strength, a power play and a shorthanded goal... Notched his first NHL point/assist in his second career game on Oct. 11, 2003 vs. San Jose... Dressed for Calgary's first 13 playoff games during its run to Game Seven of the 2004 Stanley Cup Finals, missing the final 13 games due to injury... Recorded a point in each of his first three career playoff games in the WCQ vs. Vancouver (1g-2a), and in six of his first 10 postseason contests (1g-5a)... Spent his rookie pro season with Saint John (AHL) in **2002-03**, ranking second on the team - and fourth among AHL rookies - in goals (25)... Posted 46 points in 2002-03, third-best on the Saint John Flames... Also led Saint John in game-winning goals (5), and ranked second in power-play tallies (7).

**AMATEUR:** Had his number 10 retired by the Victoriaville Tigres (QMJHL) in 2007 after amassing 257 points (109g-148a) in 250 games from 1998-2002... Ranked second in the QMJHL in points, and tied for second in points (57g-73a-130pts) during the 2001-02 season... Helped the Tigres win the 2002 President's Trophy as QMJHL champions after scoring a League-leading 17 goals, ranking second in points (35) and third in assists (18)... Earned the 2002 Ed Chynoweth Trophy as the Memorial Cup's leading scorer (2g-7a, 6gpp) and was named to the Memorial Cup All-Star Team... Tied for fourth in the 2001 QMJHL Playoffs in goals (12), despite being eliminated in the second round... Put up nine points (2g-7a) on Nov. 3, 2000 vs. Hull... Posted 60 points (24g-36a) in 112 games in his first two seasons with Victoriaville (1998-2000).

**BACKGROUND:** Nickname: "Lombo"... Favorites include *Dexter* and *Seinfeld* (TV shows), *The Usual Suspects* and *RocknRolla* (movies), the Smashing Pumpkins and Radiohead (musicians), *webspectator.com* (website) and Italy and Hawaii (vacation destinations)... Works with the Garth Brooks Teammates for Kids Foundation and makes an annual ticket donation to a local children's hospital... Would choose Ben Stiller to play him in his life story... Has a Great Dane named Kenya... Wife: Joannie, daughters: Rosalie and Mila.

**TRANSACTIONS:** **July 2, 2010** - Signed as a free agent by Nashville... **March 4, 2009** - Acquired by Phoenix from Calgary along with Brandon Prust and a first-round selection in the 2010 Entry Draft (Brandon Gormley) for Olli Jokinen and a third-round selection in the 2009 Entry Draft (traded to Florida, Florida selected Josh Birkholz)... **June 23, 2002** - Calgary's third choice (third round, 90th overall) in the 2002 Entry Draft... **June 25, 2000** - Edmonton's eighth selection (seventh round, 215th overall) in the 2000 Entry Draft.





## INTERNATIONAL RECORD

### CANADA

Year	Event	GP	G	A	PTS	PIM
2007	WC	9	6	6	12	4
2009	WC	9	2	2	4	6

## CAREER RECORD

Season	Club	League	Regular Season					Playoffs				
			GP	G	A	PTS	PIM	GP	G	A	PTS	PIM
1997-98	Gatineau	QMAAA	42	10	13	23	--	13	4	7	11	--
1998-99	Victoriaville	QMJHL	47	6	10	16	8	5	0	0	0	0
1999-00	Victoriaville	QMJHL	65	18	26	44	28	6	0	0	0	6
2000-01	Victoriaville	QMJHL	72	28	39	67	66	13	12	6	18	10
2001-02	Victoriaville	QMJHL	66	57	73	130	70	28	19	24	43	22
2002-03	Saint John	AHL	76	25	21	46	41	--	--	--	--	--
2003-04	Calgary	NHL	79	16	13	29	32	13	1	5	6	4
2004-05	Lowell	AHL	9	3	1	4	9	11	0	3	3	16
2005-06	Calgary	NHL	55	6	20	26	48	7	0	2	2	2
	Omaha	AHL	1	1	1	2	0	--	--	--	--	--
2006-07	Calgary	NHL	81	20	26	46	48	6	1	1	2	0
2007-08	Calgary	NHL	82	14	22	36	67	7	0	0	0	4
2008-09	Calgary	NHL	50	9	21	30	30	--	--	--	--	--
	Phoenix	NHL	19	5	11	16	14	--	--	--	--	--
2009-10	Phoenix	NHL	78	19	34	53	36	7	1	5	6	2
<b>NHL TOTALS</b>			<b>444</b>	<b>89</b>	<b>147</b>	<b>236</b>	<b>275</b>	<b>40</b>	<b>3</b>	<b>13</b>	<b>16</b>	<b>12</b>

## STATISTICAL BREAKDOWN

Year	Team	PP	SH	GW	S	% +/-	TF	FW	F%	MIN	H	BS	SHOOTOUTS				
													S	G	S%	GDG	
2003-04	CGY	3	2	4	130	12.3%	4	992	475	47.9%	14:25	--	--	--	--	--	
2005-06	CGY	1	2	2	72	8.3%	-1	499	264	52.9%	14:08	30	33	3	1	.333	0
2006-07	CGY	5	4	5	176	11.4%	10	965	474	49.1%	16:22	51	40	2	0	.000	0
2007-08	CGY	2	2	4	181	7.7%	-6	955	455	47.6%	17:18	72	53	1	0	.000	0
2008-09	CGY	0	1	2	119	7.6%	11	459	245	53.4%	16:27	19	24	0	0	.000	0
	PHX	1	0	0	58	8.6%	2	384	193	50.3%	20:54	24	15	1	0	.000	0
2009-10	PHX	4	0	2	174	10.9%	8	910	452	49.7%	17:56	62	29	3	1	.333	1
<b>TOTALS</b>		<b>16</b>	<b>11</b>	<b>19</b>	<b>910</b>	<b>9.8%</b>	<b>28</b>	<b>5164</b>	<b>2558</b>	<b>49.5%</b>	<b>16:24</b>	<b>258</b>	<b>194</b>	<b>10</b>	<b>2</b>	<b>.200</b>	<b>1</b>

## CAREER HIGHLIGHTS

- MOST GOALS, GAME:**  
3 - Nov. 12, 2003 at Chicago
- MOST ASSISTS, GAME:**  
3 - twice, last Feb. 8, 2010 vs. Edmonton
- MOST POINTS, GAME:**  
5 - (2g-3a) Feb. 8, 2010 vs. Edmonton
- MOST PIM, GAME:**  
5 - Feb. 9, 2008 vs. Edmonton
- MOST SHOTS, GAME:**  
7 - Jan. 17, 2009 vs. Phoenix
- LONGEST GOAL-SCORING STREAK:**  
2 - 13 times, last (2g) April 8-10, 2010
- LONGEST ASSIST STREAK:**  
3 - six times, last (4a) Dec. 19-23, 2009
- LONGEST POINT-SCORING STREAK:**  
6 - (3g-5a) Oct. 12-28, 2006
- CAREER HAT TRICKS:**  
1 - Nov. 12, 2003 at Chicago
- CAREER PENALTY SHOTS:**  
2 - March 31, 2006 vs. Colorado (Budaj); goal; March 20, 2010 vs. Chicago (Niemi); no goal
- CAREER OVERTIME POINTS:**  
1 (1g)
- FIRST NHL GAME:**  
Oct. 9, 2003 at Vancouver
- FIRST NHL GOAL:**  
Oct. 21, 2003 at Minnesota (Dwayne Roloson)
- FIRST GAME AS A PREDATOR:**  
None
- FIRST GOAL AS A PREDATOR:**  
None



# JAMIE LUNDMARK

## JAMIE LUNDMARK

(JAY-mee  
LUHND-mahrk)

Center

Shoots: Right

Height: 6-0

Weight: 197 lbs.

DOB: January 16,

1981

Edmonton, Alberta

Hometown: Edmonton,  
Alberta

## ACQUIRED

July 16, 2010 -

Signed as a free agent  
by Nashville.

## VERSUS THE NHL

	GP	G	A	PTS	PIM
ANA	15	2	2	4	14
ATL	10	0	2	2	10
BOS	8	0	1	1	0
BUF	7	0	1	1	0
CGY	1	0	0	0	0
CAR	10	2	4	6	8
CHI	9	3	0	3	16
COL	12	0	3	3	6
CBJ	10	1	1	2	2
DAL	14	4	4	8	16
DET	9	4	4	8	6
EDM	12	2	4	6	6
FLA	10	1	1	2	7
LA	11	2	3	5	0
MIN	12	3	2	5	4
MTL	9	2	1	3	12
NSH	11	2	2	4	18
NJ	11	0	1	1	4
NYI	8	1	1	2	8
NYR	2	0	0	0	2
OTT	10	1	2	3	4
PHI	12	2	2	4	19
PHX	6	0	1	1	2
PIT	12	0	4	4	0
STL	11	2	7	9	4
S.J.	12	2	2	4	6
T.B.	7	1	0	1	16
TOR	8	0	3	3	6
VAN	15	1	2	3	2
WSH	11	2	1	3	6

**2009-10:** Split the season between Toronto (NHL), Calgary (NHL) and Abbotsford (AHL)... Recalled from Abbotsford three times (Nov. 21, Jan. 8 and Jan. 13)... Scored his first game-winning goal since April 6, 2006 on Nov. 27 at Detroit then notched his first career shootout-deciding marker the following night at Columbus... Joined the Maple Leafs following the 2010 Olympic Break after being claimed on waivers... Ranked second on the AHL Heat in points (9g-12a) at the time of his final recall.

**CAREER:** Recalled twice by Calgary during the **2008-09** campaign – for three games from Dec. 15-20, and from Feb. 20 through the end of the season... Led the Flames with a career high in shooting percentage (16%)... Also set a career high in plus/minus rating in 2008-09 (+2)... Registered points in six of his first eight games during his second stint with the Flames in 2008-09... Also ranked third on the Quad City Flames (AHL) in points in 2008-09 (15g-37a-52pts)... Began the **2007-08** with Dynamo Moscow (Russia) before returning to North America on Dec. 11, 2007... Joined Lake Erie (AHL) on Dec. 21, 2007, and spent the remainder of the season with the Monsters... Started the **2006-07** season with Calgary, then was traded to Los Angeles at the trade deadline... His seven goals in 29 games after joining the Kings matched his total from his previous 74 games... Set career highs in games played (68), shots (81), face-offs won-taken (324-642) in 2006-07... Set career highs in goals, assists and points (10g-19a-29pts), as well as penalty minutes (62) in **2005-06**... Ranked seventh in the NHL in face-off efficiency with a career high in 2005-06 (57.3%)... Began the 2005-06 campaign with the N.Y. Rangers before being traded to Phoenix just three weeks into the season. Was then dealt to Calgary at the trade deadline... Tied a career high with three assists – all in the second period – on March 23, 2006 at St. Louis... Played in his 200th NHL contest on April 11, 2006 vs. Anaheim... Made his NHL playoff debut on April 21, 2006 in Game One of Calgary's WCQ series vs. Anaheim... Also spent four games with San Antonio in 2005-06 on a conditioning assignment... Began the **2004-05** season with HC Bolzano (Italy), then signed a contract with Hartford (AHL) on Nov. 16, 2004... Led HC Bolzano, and ranked among the league's top five, in both goals and points (9g-9a-18pts) at the time of his departure... Ranked third on the Wolfpack in points per game (.64)... Led Hartford in 2005 Calder Cup Playoff assists (4), and tied for second in points (6)... Missed 23 games during the **2003-04** season due to injury... Scored his first career game-winning goal on Nov. 1, 2003 at Montreal... Led N.Y. Ranger rookies in points, goals and assists in **2002-03** (8g-11a-19pts)... Registered his first NHL point/assist in his fourth career game on Oct. 15, 2002 vs. Toronto... Named the Rangers 2003 Rookie of the Year as selected by the Rangers Fan Club, and 2002 Lars-Erik Sjoberg Award as the team's top rookie

in training camp... Tied for first among AHL rookies in assists (32) and ranked second in both goals (27) and points (59) in **2001-02** with Hartford... Winner of the Wolfpack's 2002 Rookie of the Year Award after finishing fourth on the team in scoring during both the regular season and the playoffs (3g-4a, 10gp).

**AMATEUR:** Amassed 216 points (96g-120a) and 203 penalty minutes in 159 Western Hockey League games from 1998-2001 with Seattle and Moose Jaw... Named to the WHL West First All-Star Team after ranking second on the Seattle Thunderbirds in both points (77) and goals (35)... Ranked 10th in the WHL in points per game (1.48)... Captured his second consecutive bronze medal with Canada at the 2001 World Junior Championships... Led Team Canada, and tied for seventh at the 2001 WJC, in points (4g-3a)... Missed the last two months of the 1999-2000 season due to injury... Earned a bronze medal with Canada at the 2000 World Junior Championships, ranking second on the team in points (2g-3a)... Named to the 1999 WHL All-Rookie Team and the 1999 WHL Eastern Conference Second All-Star Team... Ranked second among WHL rookies in points and assists in 1998-99 (40g-51a-91pts)... Played in the 1999 WHL All-Star Game and the 1999 Top Prospects Game... Won gold with Canada at the 1998 U-18 World Championships.

**BACKGROUND:** Nickname: "Lundy"... Spends the offseason in Coatesville, Pa... Favorites include *King Pin* and *Inception* (movies), Burn it to the Ground by Nickelback (pump-up song), Bass Pro Shop (place to shop), sporting clays (sport other than hockey) and *Bringing Down the House* by Ben Mezrich (book)... Has been wearing the same shoulder pads since 1999... Works closely with Team Laneybug, a Leukemia charity established where his sons go to school... If he could be on any reality TV shows he'd choose *Minute to Win it* or *Top Shot*... Has two golden retrievers named Bentley and Trigger... Wife – Erica; Sons – Austin and Karter; Daughter – Chloe.

**TRANSACTIONS:** July 16, 2010: Signed as a free agent by Nashville... Feb. 13, 2010: Claimed on waivers by Toronto... July 16, 2008: Signed as a free agent by Calgary... Jan. 29, 2007: Acquired by Los Angeles from Calgary along with Calgary's fourth-round selection in the 2007 Entry Draft (Dwight King) and second-round selection in 2008 Entry Draft (traded to Calgary; Calgary selected Mitch Wahl) for Craig Conroy... March 9, 2006: Acquired by Calgary from Phoenix for Calgary's fourth-round selection in the 2006 Entry Draft (traded to N.Y. Islanders; N.Y. Islanders selected Doug Rogers)... Oct. 18, 2005: Acquired by Phoenix from the New York Rangers for Jeff Taffe... June 26, 1999: New York Rangers second choice, ninth overall (first round), in the 1999 Entry Draft.



## INTERNATIONAL RECORD

### CANADA

Year	Event	GP	G	A	PTS	PIM
1999	U-18 WC	3	0	0	0	2
2000	WJC	7	2	3	5	0
2001	WJC	7	3	4	7	6

## CAREER RECORD

Season	Club	League	Regular Season				Playoffs					
			GP	G	A	PTS	PIM	GP	G	A	PTS	PIM
2002-03	NY Rangers	NHL	55	8	11	19	16	--	--	--	--	--
	Hartford	AHL	22	9	9	18	18	2	0	0	0	0
2003-04	NY Rangers	NHL	56	2	8	10	33	--	--	--	--	--
	2004-05	HC Bolzano	Italy	14	9	9	18	22	--	--	--	--
2005-06	Hartford	AHL	64	14	27	41	146	6	2	4	6	8
	NY Rangers	NHL	3	1	0	1	6	--	--	--	--	--
	Phoenix	NHL	38	5	13	18	36	--	--	--	--	--
	San Antonio	AHL	4	1	2	3	2	--	--	--	--	--
2006-07	Calgary	NHL	12	4	6	10	20	4	0	1	1	7
	Calgary	NHL	39	0	4	4	31	--	--	--	--	--
2006-07	Los Angeles	NHL	29	7	2	9	25	--	--	--	--	--
	2007-08	Dynamo Moscow	Russia	17	2	1	3	31	--	--	--	--
2008-09	Lake Erie	AHL	51	13	20	33	71	--	--	--	--	--
	Calgary	NHL	27	8	8	16	17	2	0	0	0	0
2008-09	Quad City	AHL	54	15	37	52	31	--	--	--	--	--
	2009-10	Calgary	NHL	21	4	5	9	4	--	--	--	--
Abbotsford		AHL	32	9	12	21	64	--	--	--	--	--
2009-10	Toronto	NHL	15	1	2	3	16	--	--	--	--	--
<b>NHL TOTALS</b>			<b>295</b>	<b>40</b>	<b>59</b>	<b>99</b>	<b>204</b>	<b>6</b>	<b>0</b>	<b>1</b>	<b>1</b>	<b>7</b>

## STATISTICAL BREAKDOWN

Year	Team	PP	SH	GW	S	% +/-	TF	FW	F%	MIN	H	BS	SHOOTOUTS				
													S	G	S%	GDG	
2002-03	NYR	0	0	0	78	10.3%	-3	62	27	43.6%	12:03	--	--	--	--	--	
2003-04	NYR	0	0	1	68	2.9%	-8	379	153	40.4%	12:46	--	--	--	--	--	
2005-06	NYR	0	0	0	1	100.0%	-2	2	0	0.0%	9:48	3	0	0	0	.000	0
	PHX	1	0	0	61	8.2%	-1	366	215	58.7%	12:36	17	7	1	0	.000	0
2006-07	CGY	1	0	1	16	25.0%	2	103	55	53.4%	12:31	3	2	0	0	.000	0
	CGY	0	0	0	28	0.0%	-4	233	129	55.4%	8:36	25	15	0	0	.000	0
2006-07	LA	0	0	0	53	13.2%	-8	410	195	47.6%	16:03	18	21	3	2	.667	0
	2008-09	CGY	0	0	0	50	16.0%	2	120	62	51.7%	13:58	14	7	0	0	.000
2009-10	CGY	1	0	1	36	11.1%	-6	62	30	48.4%	15:22	8	10	4	2	.500	2
	TOR	0	0	0	16	6.3%	-1	30	15	50.0%	11:34	7	2	1	0	.000	0
<b>TOTALS</b>		<b>3</b>	<b>0</b>	<b>3</b>	<b>407</b>	<b>9.8%</b>	<b>-29</b>	<b>1767</b>	<b>881</b>	<b>49.9%</b>	<b>12:35</b>	<b>67</b>	<b>47</b>	<b>8</b>	<b>4</b>	<b>.500</b>	<b>2</b>

## CAREER HIGHLIGHTS

- MOST GOALS, GAME:**  
2 - twice, last March 12, 2009 at Detroit
- MOST ASSISTS, GAME:**  
3 - twice, last March 23, 2006 at St. Louis
- MOST POINTS, GAME:**  
3 - three times, last (2g-1a) March 12, 2009 at Detroit
- MOST PIM, GAME:**  
15 - Feb. 14, 2004 at Philadelphia
- MOST SHOTS, GAME:**  
8 - Jan. 26, 2003 at Washington
- LONGEST GOAL-SCORING STREAK:**  
3 - (3g) March 26-April 7, 2006
- LONGEST ASSIST STREAK:**  
3 - (3a) Oct. 30-Nov. 7, 2006
- LONGEST POINT-SCORING STREAK:**  
4 - twice, last (2g-2a) Feb. 24-March 3, 2009
- CAREER HAT TRICKS:**  
None
- CAREER PENALTY SHOTS:**  
None
- CAREER OVERTIME POINTS:**  
None
- FIRST NHL GAME:**  
Oct. 9, 2002 at Carolina
- FIRST NHL GOAL:**  
Jan. 8, 2003 vs. Carolina (Arturs Irbe)
- FIRST GAME AS A PREDATOR:**  
None
- FIRST GOAL AS A PREDATOR:**  
None



# CAL O'REILLY

## CAL O'REILLY

(KAL oh-RIGH-ley)

Center

Shoots: Left

Height: 6-0

Weight: 187 lbs.

DOB: September 30, 1986

Toronto, Ontario

Hometown: Varna, Ontario

## ACQUIRED

Nashville's fourth choice, 150th overall (fifth round), in 2005 Entry Draft.

## VERSUS THE NHL

	GP	G	A	PTS	PIM
ANA	1	0	1	1	0
ATL	1	0	0	0	0
BOS	1	0	0	0	0
BUF	0	0	0	0	0
CGY	1	0	0	0	0
CAR	0	0	0	0	0
CHI	6	1	1	2	0
COL	1	0	0	0	0
CBJ	3	1	0	1	0
DAL	1	0	0	0	0
DET	6	0	2	2	2
EDM	3	0	2	2	0
FLA	1	0	0	0	0
LA	2	1	0	1	0
MIN	2	0	0	0	0
MTL	0	0	0	0	0
NSH	--	--	--	--	--
NJ	1	1	0	1	0
NYI	1	1	0	1	0
NYR	1	0	0	0	0
OTT	1	0	0	0	2
PHI	0	0	0	0	0
PHX	2	0	1	1	0
PIT	1	0	0	0	0
STL	1	0	1	1	0
S.J.	2	0	3	3	2
T.B.	0	0	0	0	0
TOR	0	0	0	0	0
VAN	2	0	0	0	0
WSH	1	0	0	0	0

**2009-10:** Posted five (2g-3a) of his 11 points (2g-9a) during a four-games-in-six-days stretch from Feb. 6-12. Stretch included a career-high three points/assists on Feb. 6 vs. San Jose and his first career power-play goal on Feb. 12 at New Jersey... Ranked second on the team, and third among rookies with at least two attempts, in shootout efficiency, going 2-for-4... Tied for fifth among NHL rookies taking at least 200 draws in face-off efficiency (133-281, 47.3%)... Played against his younger brother Ryan for the first time on Feb. 4 vs. Colorado... Played for Team Canada in the 2010 AHL All-Star Classic on Jan. 19, his second straight all-star game... Led the Admirals in points (40), assists (36) and plus/minus rating (+19) in 35 games at the time of his fourth and final recall on Jan. 25.

**2008-09:** Recalled to Nashville on two occasions (Feb. 28 and March 26)... Posted points in four straight contests (3g-1a), games No. 4-7 of his NHL career, from March 28-April 3... Made his NHL debut on Feb. 28 vs. Detroit, and posted his first career point/assist in an 8-0 victory... Tied for second in the AHL and led Milwaukee in assists (56) ... Ranked second on the Admirals and tied for 15th in the AHL in scoring (69)... Led the Admirals and tied for fifth in the league in power-play assists (26)... Also ranked first on the club in power-play points (30) and shorthanded points (1g-2a-3pts) ... Scored a goal for the Canadian team at the 2009 AHL All-Star Classic on Jan. 26, 2009... Posted his first career professional hat trick as part of a five-point outing (3g-2a) on Feb. 8, 2009 vs. Peoria. Scored shorthanded, on the power play and at even strength... Tied for second on the Admirals in both 2009 Calder Cup playoff scoring (8) and assists (6).

**2007-08:** Ranked third in the AHL in assists (63) and fifth in points (79) while leading Milwaukee in both categories... Also tied for fourth in the AHL in shorthanded goals (5) and tied for fifth in the league in shorthanded points (7)... Paced the Admirals in both power-play points (31) and plus/minus rating (+9)... Ranked ninth in the AHL and was tops

on the Admirals in shooting percentage (18.8%)... Named the CCM/AHL Player of the Month for February 2008 after leading all AHL scorers with 24 points (5g-19a) in 16 games during the month.

**2006-07:** Led Milwaukee and AHL rookies in assists (47)... Also ranked second on Milwaukee in scoring (18g-47a-65pts) and tied for fifth among AHL rookies in points... Named the AHL Rookie of the Month for April 2007 after notching nine points (3g-6a) and a +5 rating in five games.

**AMATEUR:** Joined Milwaukee on an amateur try-out following his junior season in 2005-06... Led Windsor (OHL), and tied for third in the OHL in assists (81) 2005-06... Also led the 2005-06 Spitfires in points (18g-81a-99pts) and tied for eighth in the OHL... Led Windsor in playoff points (3g-8a-11pts) and playoff assists in 2006... Named runner-up for the OHL's most sportsmanlike player award in 2005-06... Named smartest player in the Western Conference in the 2005-06 OHL coaches poll. Also finished second in the poll for best playmaker and third for best stickhandler... Finished second on the Windsor Spitfires and tied for 18th in the OHL in scoring (24g-50a-74pts) in 2004-05... Also ranked second on the 2004-05 Spitfires in assists and third in goals... Played in the 2005 OHL All-Star Classic.

**BACKGROUND:** Nickname: "Cally"... Favorites include *Avatar* (movie), Matt Good (musician), Thanksgiving Dinner (favorite foods), *Way of the Peaceful Warrior* by Dan Millman (book), Boys on the Dock by Dropkick Murphys (pump-up song) and Best Buy (place to shop)... Would choose Owen Wilson to play him in his life story... Lists Abraham Lincoln as the historical figure he would have most like to have met... His dream car is a Lamborghini Murcielago GTR.

**TRANSACTIONS:** July 30, 2005 - Nashville's fourth choice, 150th overall (fifth round), in 2005 Entry Draft.



## CAREER HIGHLIGHTS


- MOST GOALS, GAME:**  
1 - five times, last Feb. 12, 2010 at New Jersey
- MOST ASSISTS, GAME:**  
3 - Feb. 6, 2010 vs. San Jose
- MOST POINTS, GAME:**  
3 - (3a) Feb. 6, 2010 vs. San Jose
- MOST PIM, GAME:**  
2 - three times, last March 5, 2010 at Detroit
- MOST SHOTS, GAME:**  
5 - Feb. 10 at New York Rangers
- LONGEST GOAL-SCORING STREAK:**  
2 - (2g) March 31-April 3, 2009
- LONGEST ASSIST STREAK:**  
None
- LONGEST POINT-SCORING STREAK:**  
4 - (3g-1a) March 28-April 3, 2009
- CAREER HAT TRICKS:**  
None
- CAREER PENALTY SHOTS:**  
None
- CAREER OVERTIME POINTS:**  
None
- FIRST NHL GAME:**  
Feb. 28, 2009 vs. Detroit
- FIRST NHL GOAL:**  
March 28, 2009 vs. Los Angeles (Jonathan Quick)
- FIRST GAME AS A PREDATOR:**  
Feb. 28, 2009 vs. Detroit
- FIRST GOAL AS A PREDATOR:**  
March 28, 2009 vs. Los Angeles (Jonathan Quick)

## CAREER RECORD

Season	Club	League	Regular Season					Playoffs				
			GP	G	A	PTS	PIM	GP	G	A	PTS	PIM
2002-03	St. Mary's	OJHL-B	46	11	19	30	2	--	--	--	--	--
2003-04	Windsor	OHL	61	3	18	21	2	3	0	1	1	0
2004-05	Windsor	OHL	68	24	50	74	16	11	4	5	9	4
2005-06	Windsor	OHL	68	18	81	99	8	7	3	8	11	0
	Milwaukee	AHL	2	0	0	0	0	10	0	1	1	0
2006-07	Milwaukee	AHL	78	18	47	65	20	4	1	2	3	0
2007-08	Milwaukee	AHL	80	16	63	79	22	6	1	2	3	0
2008-09	Milwaukee	AHL	67	13	56	69	20	11	2	6	8	0
	Nashville	NHL	11	3	2	5	2	--	--	--	--	--
2009-10	Nashville	NHL	31	2	9	11	4	--	--	--	--	--
	Milwaukee	AHL	35	9	31	40	8	--	--	--	--	--
<b>NHL/PREDATORS TOTALS</b>			<b>42</b>	<b>5</b>	<b>11</b>	<b>16</b>	<b>6</b>	<b>--</b>	<b>--</b>	<b>--</b>	<b>--</b>	<b>--</b>

## STATISTICAL BREAKDOWN

Year	Team	PP	SH	GW	S	% +/-	TF	FW	F%	MIN	H	BS	SHOOTOUTS				
													S	G	S%	GDG	
2008-09	NSH	0	0	0	6	50.0%	2	88	35	39.8%	12:36	0	2	0	0	.000	0
2009-10	NSH	1	0	0	23	8.7%	1	281	133	47.3%	13:37	2	7	4	2	.500	1
<b>TOTALS</b>		<b>1</b>	<b>0</b>	<b>0</b>	<b>29</b>	<b>17.2%</b>	<b>3</b>	<b>369</b>	<b>168</b>	<b>45.5%</b>	<b>13:21</b>	<b>2</b>	<b>9</b>	<b>4</b>	<b>2</b>	<b>.500</b>	<b>1</b>



# SHANE O'BRIEN

## SHANE O'BRIEN

(SHAYN oh-BRIGH-uhn)

Defense

Shoots: Left

Height: 6-3

Weight: 224 lbs.

DOB: August 9, 1983

Port Hope, Ontario

Hometown:

Port Hope, Ontario

## ACQUIRED

October 5, 2010–

Acquired by Nashville from Vancouver along with forward Dan Gendur for forward Jonas Andersson and defenseman Ryan Parent.

## VERSUS THE NHL

	GP	G	A	PTS	PIM
ANA	7	0	1	1	14
ATL	10	2	2	4	18
BOS	6	0	0	0	6
BUF	7	0	0	0	8
CGY	16	0	3	3	32
CAR	10	2	2	4	32
CHI	9	0	0	0	32
COL	10	0	1	1	27
CBJ	14	0	1	1	15
DAL	14	0	0	0	11
DET	11	2	6	8	15
EDM	16	0	0	0	31
FLA	14	0	2	2	20
LA	11	0	1	1	16
MIN	14	0	3	3	30
MTL	8	0	0	0	36
NSH	12	0	1	1	28
NJ	8	0	3	3	19
NYI	7	0	1	1	8
NYR	8	0	1	1	43
OTT	8	0	0	0	4
PHI	7	0	1	1	17
PHX	13	0	3	3	27
PIT	7	0	1	1	21
STL	10	1	0	1	24
S.J	12	0	5	5	19
T.B	3	0	0	0	2
TOR	9	0	3	3	14
VAN	5	1	2	3	21
WSH	13	0	4	4	15

**2009-10:** Posted a career best plus/minus rating (+15), ranking second among Vancouver defensemen, and tied for 20th among League blueliners in the category... Ranked second on the club in hits (112), and among Canuck defenders in penalty minutes (79). **PLAYOFFS:** Appeared in all six of Vancouver's 2010 playoff contests, posting three points (1g-2a) and 25 penalty minutes – second on the team.

**CAREER NOTES:** Ranked second in the NHL in penalty minutes with a career high in **2008-09** (196)... Played one game with Tampa Bay before being acquired by Vancouver on Oct. 6 2008... Appeared in his 200th career game on Jan. 7, 2009 at Edmonton... Dressed for all 10 of Vancouver's 2009 Stanley Cup Playoff contests, ranking second on the team in postseason penalty minutes (24)... Posted career highs in games played (77), goals, assists and points (4g-17a-21pts) in his first full season with Tampa Bay in **2007-08**... Also notched personal bests in average ice time (21:13) and shots (69) in 2007-08... Ranked second on the 2007-08 Lightning in hits (128) and fourth in blocked shots (100) with career highs... Split his first NHL campaign between Anaheim and Tampa Bay in **2006-07**... Collected his first career goal/point on Oct. 18, 2006 vs. Detroit, then registered his first career assist later in the game... Played in all six of the Lightning's 2006 Stanley Cup Playoff contests, making his postseason debut on April 12, 2006 in Game One of the Eastern Conference Quarterfinals vs. New Jersey... Led all Portland (AHL) defensemen in points (8g-33a-41pts) and ranked third among Pirate skaters in assists in **2005-06**... Also ranked sixth among all AHLers in penalty minutes (287) in 2005-06... Led all AHL defensemen in goals, assists and points (6g-16a-

22pts), and all skaters in penalty minutes (81) during the 2006 Calder Cup Playoffs... Ranked sixth in the AHL in penalty minutes with Cincinnati in **2004-05** (319)... Ranked second among Cincinnati Mighty Ducks defenders in goals, assists and points (5g-20a-25pts) in 2004-05... Ranked second on Cincinnati in penalty minutes (163) during his first professional season in **2003-04**.

**AMATEUR:** Posted 89 points (25g-61a) and 419 penalty minutes in 190 OHL games with Kingston and St. Michael's from 2000-03... Helped St. Michael's advance to the 2003 OHL Finals, posting 22 points (6g-16a) and a playoff-high 79 penalty minutes in 19 postseason games... Ranked seventh among Ontario League defensemen in goals, and seventh among all skaters in penalty minutes (198) in 2002-03... Led Kingston defensemen in points, goals and assists (10g-23a-33pts) in 2001-02.

**TRANSACTIONS:** **October 5, 2010** – Acquired by Nashville from Vancouver along with forward Dan Gendur for forward Jonas Andersson and defenseman Ryan Parent... **October 6, 2008** – Acquired by Vancouver from Tampa Bay along with forward Michel Ouellet for Lukas Krajicek and Juraj Simek... **February 24, 2007** – Acquired by Tampa Bay from Anaheim along with Colorado's third-round selection in the 2007 Entry Draft (Tampa Bay selected Luca Cunti) for goaltender Gerald Coleman and Tampa Bay's first-round selection in the 2007 Entry Draft (traded to Minnesota; Minnesota selected Colton Gillies)... **June 22, 2003** – Anaheim's eighth choice, 250th overall (eighth round) in the 2003 Entry Draft.



## CAREER HIGHLIGHTS

- MOST GOALS, GAME:**  
2 - twice, last Nov. 8, 2007 at Carolina
- MOST ASSISTS, GAME:**  
3 - Dec. 13, 2007 vs. Calgary
- MOST POINTS, GAME:**  
3 - twice, last (3a) Dec. 13, 2007 vs. Calgary
- MOST PIM, GAME:**  
17 - five times, last Feb. 24, 2010 at Montreal
- MOST SHOTS, GAME:**  
5 - Dec. 31, 2006 at Minnesota
- LONGEST GOAL-SCORING STREAK:**  
None
- LONGEST ASSIST STREAK:**  
3 - (3a) Dec. 20-26, 2007
- LONGEST POINT-SCORING STREAK:**  
3 - (3a) Dec. 20-26, 2007
- CAREER HAT TRICKS:**  
None
- CAREER PENALTY SHOTS:**  
None
- CAREER OVERTIME POINTS:**  
None
- FIRST NHL GAME:**  
Oct. 6, 2006 at Los Angeles
- FIRST NHL GOAL:**  
Oct. 18, 2006 vs. Detroit (Dominik Hasek)
- FIRST GAME AS A PREDATOR:**  
None
- FIRST GOAL AS A PREDATOR:**  
None

## CAREER RECORD

Season	Club	League	Regular Season					Playoffs				
			GP	G	A	PTS	PIM	GP	G	A	PTS	PIM
1999-00	Port Hope	OPIJHL	47	6	27	33	110	--	--	--	--	--
2000-01	Kingston	OHL	61	2	12	14	89	4	0	1	1	6
2001-02	Kingston	OHL	67	10	23	33	132	1	0	0	0	2
2002-03	Kingston	OHL	28	8	15	23	100	--	--	--	--	--
	St. Michael's	OHL	34	8	11	19	108	19	4	10	14	79
2003-04	Cincinnati	AHL	60	2	8	10	163	9	0	2	2	20
2004-05	Cincinnati	AHL	77	5	20	25	319	12	1	3	4	57
2005-06	Portland	AHL	77	8	33	41	287	19	6	16	22	81
2006-07	Anaheim	NHL	62	2	12	14	140	--	--	--	--	--
	Tampa Bay	NHL	18	0	2	2	36	6	0	0	0	12
2007-08	Tampa Bay	NHL	77	4	17	21	154	--	--	--	--	--
2008-09	Tampa Bay	NHL	1	0	0	0	0	--	--	--	--	--
2008-09	Vancouver	NHL	76	0	10	10	196	10	1	1	2	24
2009-10	Vancouver	NHL	65	2	6	8	79	12	1	2	3	25
<b>NHL TOTALS</b>			<b>299</b>	<b>8</b>	<b>47</b>	<b>55</b>	<b>605</b>	<b>28</b>	<b>2</b>	<b>3</b>	<b>5</b>	<b>61</b>

## STATISTICAL BREAKDOWN

Year	Team	PP	SH	GW	GT	S	% +/-	SHOOTOUTS				MIN	H	BS	S	G	% S/G	GDG
								TF	FW	F%								
2006-07	ANA	1	0	2	-	55	3.6%	5	0	0.0	14:03	59	41	0	0	.000	0	
	T.B.	0	0	0	-	17	0.0%	-8	0	0.0	18:07	24	23	0	0	.000	0	
2007-08	T.B.	0	0	1	-	69	5.8%	-2	0	0.0	21:13	128	100	0	0	.000	0	
2008-09	T.B.	0	0	0	-	0	0.0%	-1	0	0.0	14:04	1	1	0	0	.000	0	
	VAN	0	0	0	-	39	0.0%	6	0	0.0	14:55	80	50	0	0	.000	0	
2009-10	VAN	0	0	0	-	37	5.4%	15	0	0.0	17:00	112	52	0	0	.000	0	
<b>TOTALS</b>		<b>1</b>	<b>0</b>	<b>3</b>	<b>0</b>	<b>217</b>	<b>3.7%</b>	<b>0</b>	<b>0</b>	<b>0.0</b>	<b>17:00</b>	<b>404</b>	<b>267</b>	<b>0</b>	<b>0</b>	<b>.000</b>	<b>0</b>	



# PEKKARINNE

## PEKKA RINNE

(PECK-ah REEN-ay)

Goaltender

Catches: Left

Height: 6-5

Weight: 207 lbs.

DOB: November 3, 1982

Kempele, Finland

Hometown:

Oulu, Finland

## ACQUIRED

June 27, 2004 – Nashville's tenth choice, 258th overall (eighth round), in the 2004 NHL Entry Draft.

## VERSUS THE NHL

	GP	W	L	O/T	SO	GA	GAA
ANA	7	3	2	2	1	15	2.12
ATL	3	2	0	0	0	10	3.51
BOS	1	1	0	0	0	2	1.85
BUF	2	1	1	0	1	1	0.50
CGY	3	0	2	0	0	11	4.82
CAR	1	1	0	0	0	2	2.00
CHI	10	4	5	0	1	20	2.36
COL	6	3	3	0	0	17	2.82
CBJ	8	5	2	0	1	20	2.67
DAL	3	1	1	0	0	8	2.79
DET	8	5	1	2	2	17	2.09
EDM	8	5	1	0	0	20	3.37
FLA	2	1	1	0	0	4	1.94
LA	5	4	1	0	0	12	2.38
MIN	6	3	1	1	2	12	2.42
MTL	2	1	1	0	1	3	1.53
NJ	3	1	2	0	0	8	2.62
NYI	2	1	0	1	1	3	1.44
NYR	0	0	0	0	0	0	0.00
OTT	2	1	1	0	0	7	3.47
PHI	2	1	1	0	0	7	3.36
PHX	6	4	1	1	2	9	1.47
PIT	1	1	0	0	0	1	1.62
STL	10	7	2	1	1	22	2.16
SJ	5	2	1	1	0	12	2.89
T.B.	1	1	0	0	0	4	4.00
TOR	2	1	0	0	1	3	2.61
VAN	4	2	2	0	0	10	2.53
WSH	0	0	0	0	0	0	0.00

**2009-10:** Set career highs in games played (58) and wins (32)... Tied a career high and franchise record in shutouts (7), ranking third in the League... Became the second goalie in club history to record 30 wins in a season (Tomas Vokoun), moving into third on the franchise's all-time wins list (62)... Posted a 12-4-1 record (second-most wins), a 1.96 goals-against average (third in NHL), .932 save percentage (tied for third) and four shutouts (first) after the Olympic break... Posted four shutouts in a nine-game span from March 12-27, helping him move into second on the franchise's all-time shutout list (14). All of his shutouts have come since Dec. 1, 2008, most in the League in that span. Nashville has scored two-or-fewer goals in 12 of the 14 whitewashes... One of only two League goaltenders to face at least 25 shootout attempts and record a .750-or-better save percentage... Posted a 149:04 shootout streak from March 16-21, second-longest in franchise history... Named First Star of the Week on March 22 after going 4-0-0 with a 1.22 goals-against average, a .958 save percentage and two shutouts for the week... Named the NHL's Third Star of the Week on March 15 after going 2-0-0 with a 1.44 goals-against average and a .943 save percentage... In his 100th NHL appearance on March 12 at Anaheim, he stopped all 31 shots he faced in a 1-0 shutout... Named the NHL's Second Star of the Week for the period ending Nov. 1 after going 3-0-0 with a 0.76 goals-against average and .968 save percentage... Named one of Finland's three best players at the 2010 World Championships after ranking sixth in the tournament in goals-against average (1.68) and 10th in save percentage (.929). **PLAYOFFS:** Played all six of the team's postseason contests... Won his playoff debut in Game One, stopping 25-of-26 shots to record the first road win in the franchise's playoff history... Stopped 82 of the first 86 shots he saw in the WCQ vs. Chicago, including 64-of-66 shots at even strength.

**2008-09:** Tied for fourth among NHL goaltenders in shutouts with a franchise record (7)... Ranked sixth among league netminders in goals-against average (2.38) and tied for ninth in save percentage (.917)... Finished fourth in voting for the Calder Trophy... Became the eighth rookie goalie to win 29-or-more games in a season... Second rookie goaltender in the NHL's modern era (joining Tony Esposito in 1969-70, four shutouts) to record three 1-0 shutouts in a season... Finished second in the league in shootout save percentage (.792, 19-of-24 attempts stopped) among goalies facing at least 15 attempts, posting a 5-2 record... Posted an 18-1-2 record when receiving three or more goals in offensive support... Named February Rookie of the Month after going 9-2-1, tied for the most wins in the NHL for the month. His 1.72 goals-against average and .944 save percentage also ranked among the league leaders for the month... Made a career-high 46 saves on Feb. 10 vs. Detroit, including 25 in the first period – the second-highest single-period total by a netminder in franchise history... The eighth player in franchise history to appear in the YoungStars Game

during 2009 All-Star Weekend... The first rookie netminder to record three shutouts in a single month (December) since Buffalo's Martin Biron in January 2000... Earned NHL First Star of the Week honors for the week of Dec. 7 after posting two shutouts and allowing only two goals on 83 shots in three starts. Went 3-0-0, and the neither of the two goals allowed were at even strength... Started six of Finland's seven games at the 2009 World Championships in Switzerland... Voted one of Finland's three best players of the tournament... Ranked third at the World Championships in goals-against average (1.93) and sixth in save percentage (.926).

**2007-08:** Recalled from Milwaukee (AHL) by Nashville on March 22, and appeared in his third career NHL game in the regular-season finale on April 4 at Chicago... Led the AHL in wins (36), appearances (65) and minutes played (3,840)... The victory total tied an Admirals franchise record... Also ranked second in the league in saves (1,563), shots against (1,721) and tied for fourth in shutouts (5)... Played for the PlanetUSA All-Stars at the 2008 AHL All-Star Classic... Claimed the RBK XPulse Top Goaltender Award at the 2008 CCM All-Star Skills Competition... Won nine consecutive starts from March 1-April 11 with a 1.79 goals-against average and a .932 save percentage.

**2006-07:** Tied for sixth in the AHL in both goals-against average (2.34) and save percentage (.920)... Returned to action on Jan. 19 after undergoing preseason shoulder surgery.

**2005-06:** Posted a win in his first NHL start on Dec. 15 vs. Chicago... Recalled to Nashville twice in 2005-06 (Dec. 14-18 and April 3-May 1)... Backstopped Milwaukee (AHL) to the 2006 AHL Calder Cup Finals, earning 10 postseason wins while posting three playoff shutouts... Tied for second in the AHL in wins (30)... Tied for fourth in the AHL in appearances (51) and fifth in minutes (2,960)... Posted a 5-2 record in AHL shutouts.

**CAREER NOTES/AMATEUR:** Helped Karpat Oulu capture Finnish Elite League championships in 2004 and 2005. Formed Karpat's goaltending tandem with current Minnesota Wild goalie Niklas Backstrom for both of those teams... Appeared in eight games with Hokki Kajaani (Finland-2) in 2003-04.

**BACKGROUND:** Nickname: "Peks"... Hobbies include tennis and reading... Favorites include Neil Young and the Red Hot Chili Peppers (musicians), Samurai Sushi (Nashville Restaurant) and Greece (vacation destination)... Most memorable hockey moments include winning a pair of Finnish League titles (2004-05) and playing in the Calder Cup Finals (2006)... His favorite player growing up was Patrick Roy... If he could pick two people to play a round of golf with it would be Tarja Halonen (President of Finland) and his dad... Has two sisters, including his twin.

**TRANSACTIONS:** June 27, 2004 – Nashville's tenth choice, 258th overall (eighth round), in the 2004 NHL Entry Draft.





## INTERNATIONAL RECORD

### FINLAND

Year	Event	GP	W	L	OT	GAA	SV%
2009	WC	6	4	2	0	1.93	.926
2010	WC	4	2	2	0	1.68	.929

## CAREER HIGHLIGHTS

- LONGEST WIN STREAK:**  
6 - three times, last  
Nov. 12-21, 2009
- MOST SHOTS FACED, GAME:**  
50 - (46 saves) February 10, 2009  
vs. Detroit
- FIRST NHL GAME:**  
Dec. 15, 2005 vs. Chicago
- FIRST NHL WIN:**  
Dec. 15, 2005 vs. Chicago
- FIRST NHL SHUTOUT:**  
Dec. 1, 2008 at Buffalo
- FIRST GAME AS A PREDATOR:**  
Dec. 15, 2005 vs. Chicago
- FIRST SHUTOUT AS A PREDATOR:**  
Dec. 1, 2008 at Buffalo

Season	Club	League	Regular Season							Playoffs							
			GP	W	L	O/T	Mins.	GA	SO	Avg.	GP	W	L	Mins.	GA	SO	Avg.
2001-02	Karpat Jr.	Finland-Jr.	30	19	7	3	1724	61	3	2.12	3	1	2	184	10	0	3.26
2002-03	Karpat Jr.	Finland-Jr.	25	14	8	3	1479	48	5	1.95	4	1	3	238	7	0	1.76
	Karpat Oulu	Finland	1	0	1	0	60	7	0	7.00	--	--	--	--	--	--	
2003-04	Karpat Oulu	Finland	14	5	4	4	824	41	0	2.99	2	1	0	22	0	0.00	
	Hokki	Finland-2	8	5	2	1	463	16	2	2.07	--	--	--	--	--	--	
2004-05	Karpat Oulu	Finland	10	8	0	1	571	16	0	1.68	--	--	--	--	--	--	
2005-06	Milwaukee	AHL	51	30	18	2	2960	139	2	2.82	14	10	4	734	35	3	2.86
	Nashville	NHL	2	1	1	0	63	4	0	3.81	--	--	--	--	--	--	
2006-07	Milwaukee	AHL	29	15	7	6	1670	65	3	2.34	4	0	4	247	12	0	2.91
2007-08	Milwaukee	AHL	65	36	24	3	3840	158	5	2.47	6	2	4	358	15	1	2.51
	Nashville	NHL	1	0	0	0	29	0	0	0.00	--	--	--	--	--	--	
2008-09	Nashville	NHL	52	29	15	4	2999	119	7	2.38	--	--	--	--	--	--	
2009-10	Nashville	NHL	58	32	16	5	3246	137	7	2.53	6	2	4	358	16	0	2.68
<b>PREDATORS / NHL TOTALS</b>			<b>113</b>	<b>62</b>	<b>32</b>	<b>9</b>	<b>6337</b>	<b>260</b>	<b>14</b>	<b>2.46</b>	<b>6</b>	<b>2</b>	<b>4</b>	<b>358</b>	<b>16</b>	<b>0</b>	<b>2.68</b>

## STATISTICAL BREAKDOWN

### SHUTOUTS

No	Date	Saves	Score	Year	SHOOTOUTS												
					G	A	PTS	PIM	SA	GA	SV%	W	L	SA	GA	SV%	
1	12/1/08	30	NASHVILLE 2 at Buffalo 0	2005-06	0	0	0	0	40	4	.900	0	0	0	0	0	.000
2	12/6/08	32	Minnesota 0 at NASHVILLE 1	2007-08	0	0	0	0	8	0	1.000	0	0	0	0	0	.000
3	12/20/08	23	N.Y. Islanders 0 at NASHVILLE 1	2008-09	0	1	1	6	1435	119	.917	5	2	24	5	.792	
4	1/13/09	17	NASHVILLE 2 at Toronto 0	2009-10	0	0	0	2	1541	137	.911	6	3	45	11	.756	
5	2/21/09	30	NASHVILLE 1 at St. Louis 0 (OT)	<b>TOTALS</b>	<b>0</b>	<b>1</b>	<b>1</b>	<b>8</b>	<b>3024</b>	<b>260</b>	<b>.914</b>	<b>11</b>	<b>5</b>	<b>69</b>	<b>16</b>	<b>.768</b>	
6	2/28/09	30	Detroit 0 at NASHVILLE 8														
7	3/14/09	18	NASHVILLE 2 at Phoenix 0														
8	10/29/09	22	Chicago 0 at NASHVILLE 2														
9	11/14/09	20	Montreal 0 at NASHVILLE 2														
10	2/2/10	26	PHOENIX 1 at Nashville 0 (SO)														
11	3/12/10	31	NASHVILLE 1 at Anaheim 0														
12	3/18/10	17	Minnesota 0 at NASHVILLE 5														
13	3/20/10	33	Columbus 0 at NASHVILLE 1														
14	3/27/10	38	DETROIT 1 at Nashville 0 (SO)														



# JERRIED SMITHSON

## JERRIED SMITHSON

(JEHR-rehd SMITH-suhn)

Center

Shoots: Right

Height: 6-3

Weight: 206 lbs.

DOB: February 4, 1979

Vernon, British

Columbia

Hometown: Vernon,

British Columbia

## ACQUIRED

July 22, 2004 –

Signed as a free agent by Nashville.

**2009-10:** Set a career high in goals (9)... Scored a team-high two of the team's five shorthanded goals, moving into fifth on the franchise's all-time shorthanded points list (5g-4a), and into a tie for sixth on the man-down goals list... Led club forwards in average shorthanded ice time (2:12) and hits (84)... Led the team, and ranked among the League's Top 20, in face-off efficiency among those taking at least 500 draws (301-548, 54.9%)... Also paced Nashville skaters in shooting percentage (16.7%)... Set a career high in average ice time (13:58)... Tied a career high in penalty minutes (54)... Scored goals in back-to-back games twice in less than two months (Oct. 29-31 and Dec. 15-17) after doing so once in his first six seasons in the league (Oct. 25-27, 2007)... Missed 13 games due to injury. **PLAYOFFS:** Appeared in all six of the team's contests... Scored his first career playoff goal into an empty net in Game One... Led the team in face-off winning percentage (30-48, 62.5%).

**2008-09:** One of five Predators to play in a career-high 82 games... Paced club forwards in average shorthanded time on ice (2:50) and hits (career high 140)... Also notched a career high in shots (74)... Tied a personal best in assists (9)... Collected 10 (3g-7a) of his 13 points (77%) on home ice... Ranked second among Nashville forwards in blocked shots (50)... Played in his 300th career NHL game on Feb. 19 vs. St. Louis.

**2007-08:** Established a career high in points (16)... Tied a personal best in assists (9)... Was one of just two Nashville skaters to appear in a team-high 81 games... Led Nashville forwards in average shorthanded time on ice (2:43) and hits (128)... Registered a point on five of the club's seven shorthanded goals (2g-3a), good for second on the franchise's single-season shorthanded scoring list... Ranked second on the team in face-off winning percentage (298-572, 52.1%)... Scored the game-winning goal in back-to-back games on Oct. 25 vs. Atlanta and Oct. 27 vs. Florida creating his first NHL

goal-scoring streak and tying his career high for game-winning goals in a campaign. **PLAYOFFS:** Appeared in all six of the club's postseason games... Averaged 16:37 per game, a 4:30 increase from his regular-season total... Ranked second on the club in average shorthanded time on ice (3:43).

**2006-07:** Led Nashville forwards in shorthanded ice time per game (3:23)... Ranked second on the club in face-off winning percentage (237-420, 56.4%)... Scored his first career shorthanded goal on Dec. 7 at Los Angeles. **PLAYOFFS:** Appeared in all five of Nashville's WCQ games vs. San Jose... Ranked second on the Predators in face-off winning percentage (20-36, 55.6%).

**2005-06:** Posted career-highs in assists (9) and penalty minutes (54). Prior to the 2005-06 season, he had totaled three assists in 30 career NHL games... Tied for third on the club with a career-high +9 rating... His first NHL goal was the game-winner on Dec. 1 vs. Minnesota... Opened the year with Milwaukee (AHL) and was recalled to Nashville on Nov. 7 for the rest of the season. **PLAYOFFS:** Appeared in three of Nashville's five playoff games... Made his NHL playoff debut on April 21 vs. San Jose.

**CAREER NOTES:** Tied for the Milwaukee Admirals (AHL) team lead in games played (80) in **2004-05**... Won 64% (55-86) of his draws in eight games with Los Angeles in **2003-04**... Led Manchester (AHL) with a +16 rating in **2002-03**... Finished second on Manchester with 78 games played in **2001-02**... Limited by injury to 24 AHL games and three ECHL tilts in his first pro season (**2000-01**).


**AMATEUR:** Played five WHL seasons (1995-2000) with Calgary, registering 47 goals and 64 assists (47g-64a-111pts) in 319 games... Helped the Hitmen capture the WHL championship in 1998-99.

**BACKGROUND:** Nickname: "Smitty" or "Smithers"... Spends his summers in Vernon, B.C... Active in Garth Brooks Teammates for Kids Foundation, and the Boys and Girls Club... Has an English Bulldog named Reggie... Favorites include Red Hot Chili Peppers and Our Lady Peace (musicians), Ken's Sushi (Nashville Restaurant), ufc.com (website) and Hawaii (vacation spot)... Favorite players growing up were Doug Gilmour and Keith Primeau... Would choose Christopher Mintz-Plasse or Macaulay Culkin to play him in his life story.

**TRANSACTIONS:** July 22, 2004 – Signed as a free agent by Nashville... Feb. 18, 2000 – Signed as a free agent by Los Angeles.

## VERSUS THE NHL WITH PREDATORS

	GP	G	A	PTS	PIM	GP	G	A	PTS	PIM
ANA	16	1	1	2	9	15	1	1	2	9
ATL	8	2	1	3	5	6	2	1	3	0
BOS	5	2	1	3	0	4	2	1	3	0
BUF	4	0	0	0	0	4	0	0	0	0
CYF	20	2	5	7	20	18	2	5	7	14
CAR	4	0	0	0	0	3	0	0	0	0
CHI	32	2	2	4	14	30	2	2	4	14
COL	20	0	2	2	6	17	0	2	2	6
CBJ	32	3	6	9	25	31	3	6	9	23
DAL	23	0	4	4	16	20	0	3	3	12
DET	37	2	4	6	16	36	2	4	6	16
EDM	18	2	2	4	31	17	2	2	4	31
FLA	6	1	0	1	6	6	1	0	1	6
LA	18	3	1	4	20	18	3	1	4	20
MIN	18	3	1	4	14	18	3	1	4	14
MTL	4	0	2	2	0	3	0	1	1	0
NSH	1	0	0	0	--	--	--	--	--	--
NJ	4	0	0	0	6	4	0	0	0	6
NYI	4	0	1	1	2	4	0	1	1	2
NYR	4	1	0	1	2	4	1	0	1	2
OTT	3	0	0	0	12	3	0	0	0	12
PHI	5	1	0	1	2	4	1	0	1	2
PHX	17	0	0	0	14	16	0	0	0	8
PIT	3	1	0	1	0	3	1	0	1	0
STL	32	1	3	4	12	30	1	3	4	12
SJ	17	1	2	3	4	17	1	2	3	4
T.B	6	1	0	1	9	4	1	0	1	9
TOR	3	0	0	0	2	3	0	0	0	2
VAN	21	1	3	4	23	19	1	2	3	21
WSH	7	0	0	0	4	5	0	0	0	4



## CAREER RECORD

Season	Club	League	Regular Season					Playoffs				
			GP	G	A	PTS	PIM	GP	G	A	PTS	PIM
1995-96	Calgary	WHL	60	4	2	6	16	--	--	--	--	--
1996-97	Calgary	WHL	65	3	6	9	49	--	--	--	--	--
1997-98	Calgary	WHL	65	12	9	21	65	18	0	2	2	25
1998-99	Calgary	WHL	63	14	22	36	108	21	3	7	10	17
1999-00	Calgary	WHL	66	14	25	39	111	10	1	1	2	16
2000-01	Lowell	AHL	24	1	1	2	10	4	0	0	0	2
	Trenton	ECHL	3	0	1	1	2	--	--	--	--	--
2001-02	Manchester	AHL	78	5	13	18	45	5	0	1	1	4
2002-03	Los Angeles	NHL	22	0	2	2	21	--	--	--	--	--
	Manchester	AHL	38	4	21	25	60	3	0	0	0	4
2003-04	Los Angeles	NHL	8	0	1	1	4	--	--	--	--	--
	Manchester	AHL	66	7	13	20	51	6	0	1	1	10
2004-05	Milwaukee	AHL	80	11	11	22	92	5	0	0	0	4
2005-06	Milwaukee	AHL	8	0	0	0	12	--	--	--	--	--
	Nashville	NHL	66	5	9	14	54	3	0	0	0	4
2006-07	Nashville	NHL	64	5	7	12	42	5	0	0	0	17
2007-08	Nashville	NHL	81	7	9	16	50	6	0	0	0	2
2008-09	Nashville	NHL	82	4	9	13	49	--	--	--	--	--
2009-10	Nashville	NHL	69	9	4	13	54	6	1	0	1	6
<b>NHL TOTALS</b>			<b>392</b>	<b>30</b>	<b>41</b>	<b>71</b>	<b>274</b>	<b>20</b>	<b>1</b>	<b>0</b>	<b>1</b>	<b>29</b>
<b>PREDATORS TOTALS</b>			<b>362</b>	<b>30</b>	<b>38</b>	<b>68</b>	<b>249</b>	<b>20</b>	<b>1</b>	<b>0</b>	<b>1</b>	<b>29</b>

## STATISTICAL BREAKDOWN

Year	Team	PP	SH	GW	S	% +/-	TF	FW	F%	MIN	H	BS	SHOOTOUTS				
													S	G	S%	GDG	
2002-03	LA	0	0	0	9	0.0%	-5	175	84	48.0%	8:49	0	0	--	--	--	--
2003-04	LA	0	0	0	2	0.0%	0	86	55	64.0%	10:38	0	0	--	--	--	--
2005-06	NSH	0	0	1	50	10.0%	9	613	333	54.3%	11:50	73	57	0	0	.000	0
2006-07	NSH	1	1	2	47	10.6%	-8	420	237	56.4%	11:02	72	43	0	0	.000	0
2007-08	NSH	0	2	2	61	11.5%	-9	572	298	52.1%	12:04	128	44	0	0	.000	0
2008-09	NSH	0	0	0	74	5.4%	-6	722	380	52.6%	13:50	140	50	0	0	.000	0
2009-10	NSH	0	2	1	54	16.7%	-4	548	301	54.9%	13:58	84	41	0	0	.000	0
<b>TOTALS</b>		<b>1</b>	<b>5</b>	<b>6</b>	<b>297</b>	<b>10.1%</b>	<b>-23</b>	<b>3136</b>	<b>1688</b>	<b>53.8%</b>	<b>12:21</b>	<b>497</b>	<b>235</b>	<b>0</b>	<b>0</b>	<b>.000</b>	<b>0</b>

## CAREER HIGHLIGHTS

- MOST GOALS, GAME:**  
2 - Jan. 13, 2007 at Columbus
- MOST ASSISTS, GAME:**  
3 - Jan. 21, 2006 vs. Columbus
- MOST POINTS, GAME:**  
3 - (3a) Jan. 21, 2006 vs. Columbus
- MOST PIM, GAME:**  
17 - March 4, 2008 at Edmonton
- MOST SHOTS, GAME:**  
4 - five times, last Dec. 5, 2009 vs. Minnesota
- LONGEST GOAL-SCORING STREAK:**  
2 - three times, last (2g) Dec. 15-17, 2009
- LONGEST ASSIST STREAK:**  
None
- LONGEST POINT-SCORING STREAK:**  
3 - (1g-2a) Dec. 15-19, 2009
- CAREER HAT TRICKS:**  
None
- CAREER PENALTY SHOTS:**  
None
- CAREER OVERTIME POINTS:**  
None
- FIRST NHL GAME:**  
Dec. 29, 2002 at Colorado
- FIRST NHL GOAL:**  
Dec. 1, 2005 vs. Minnesota (Dwayne Roloson)
- FIRST GAME AS A PREDATOR:**  
Nov. 8, 2005 vs. Edmonton
- FIRST GOAL AS A PREDATOR:**  
Dec. 1, 2005 vs. Minnesota (Dwayne Roloson)



# STEVESULLIVAN

## STEVE SULLIVAN

(STEEV SUH-lih-van)

Right Wing

Shoots: Right

Height: 5-8

Weight: 161 lbs.

DOB: July 6, 1974

Timmins, Ontario

Hometown:

Timmins, Ontario

## ACQUIRED

Feb. 16, 2004 – Acquired by Nashville from Chicago for a second-round selection in the 2004 Entry Draft (Ryan Garlock) and a second-round selection in the 2005 Entry Draft (Michael Blunden).

**2009-10:** Led the team in assists (34) and tied for the team lead in points (51)... One of three players to dress for all 82 of the team's games, tying a career high... Ranked second on the team in game-winning goals (4)... Nashville went 11-1-2 in the 14 games where he registered a goal, and the team has posted a 157-89-27 (.623) all-time record with him in the lineup... Posted 17 points (5g-12a) in Nashville's 20 home games after the calendar turned to 2010... Posted a team-best +9 plus/minus rating on home ice... Notched his 400th career assist on March 21 at St. Louis... Scored his 250th career goal on Feb. 4 vs. Colorado... Set a franchise record with his fourth hat trick as a Predator on Dec. 14 at Columbus, three years to the day after his sixth career three-goal game... Played in his 800th career game on Dec. 19 at Calgary... Put a career-high 11 shots on net on Nov. 14 vs. Montreal, tied for the second-highest total in franchise history. **PLAYOFFS:** Appeared in all six of the team's postseason contests, ranking second in assists (3)... Posted his first multi-point playoff performance since April 26, 1999 in Game Three (2a).

Los Angeles, then scored the overtime game winner later that night... Registered his first point in 154 games in the second contest of his return – Jan. 13, 2009 at Toronto, and netted his first goal in two years on Feb. 18, 2009 at Detroit.

**2007-08:** Missed the entire season due to a back injury.

**2006-07:** Finished fourth on the team in scoring (22g-38a-60pts) despite playing in just 57 games... Tied for third on the team in game-winning goals (4) and finished 10th in the NHL in shooting percentage (18.0%)... Led the team in shorthanded goals (3) and ranked fourth on the team in power-play points (6g-17a-23pts)... Posted 17 multi-point games, including six three-point contests... Scored the game-winning goal (3g-2a-5pts) in three straight games from Jan. 5-9... Notched his sixth career hat trick in a 6-0 win vs. Ottawa on Dec. 14. It was the franchise's second natural hat trick and set a team record for the fastest three goals by an individual (5:56)... Missed 24 games, including the final 19 games of the season, due to injury.

## VERSUS THE NHL WITH PREDATORS

	GP	G	A	PTS	PIM	GP	G	A	PTS	PIM
ANA	39	15	16	31	22	16	4	9	13	10
ATL	9	3	3	6	12	4	0	3	3	4
BOS	22	7	13	20	4	4	1	0	1	2
BUF	17	3	4	7	16	2	0	1	1	0
CGY	40	10	20	30	14	13	1	8	9	6
CAR	17	4	10	14	14	2	2	1	3	4
CHI	36	8	21	29	12	26	7	16	23	10
COL	38	11	17	28	42	12	5	6	11	9
CBJ	42	16	27	43	28	23	6	14	20	8
DAL	37	10	8	18	38	11	5	1	6	16
DET	58	15	29	44	58	22	6	14	20	12
EDM	36	6	15	21	16	11	3	5	8	2
FLA	20	9	10	19	10	3	1	3	4	2
LA	37	10	22	32	22	12	4	8	12	8
MIN	26	9	17	26	14	13	6	14	20	4
NHL	22	11	6	17	12	3	3	1	4	0
NSH	24	4	15	19	12	--	--	--	--	--
NJ	17	5	4	9	2	4	1	1	2	0
NYI	16	8	11	19	8	3	4	0	4	2
NYR	22	3	16	19	16	6	0	7	7	6
OTT	21	5	9	14	10	4	3	2	5	4
PHI	18	6	2	8	26	5	2	0	2	8
PHX	37	13	20	33	16	15	8	10	18	6
PIT	19	5	6	11	8	4	1	3	4	0
STL	56	19	28	47	26	23	7	7	14	12
SJ	36	10	18	28	11	12	4	6	10	2
TB	18	4	9	13	14	2	0	1	1	4
TOR	15	6	8	14	6	3	1	3	4	2
VAN	36	15	15	30	20	12	3	7	10	4
WSH	15	6	5	11	6	3	2	0	2	0

**2008-09:** Won the 2009 Bill Masterton Memorial Trophy, given "to the player who best exemplifies the qualities of perseverance, sportsmanship and dedication to hockey," becoming the first player in franchise history to win an NHL award... Returned to action on Jan. 10, 2009 vs. Chicago after missing 142 straight regular-season games and 11 playoff contests due to a back injury. The layoff spanned 687 days, making him just the third player in the post-World War II era to miss more than 600 days due to injury, then return to action (joining Jim Peplinski, Calgary and Mario Lemieux, Pittsburgh)... Nashville went 22-14-5 with him in the lineup and 18-20-3 without him... Notched 27 points (11g-16a) in the final 25 games of the season... Posted his 600th career NHL point with an assist on March 28 vs.

**2005-06:** Tied for the team lead with 31 goals and ranked second on the club in scoring (31g-37a-68pts)... Tied for third on the club in assists (37) and tied for second in game-winning goals (5)... Finished second on the club with a career-high 13 power-play goals and third on the team with 34 power-play points (13g-21a)... Posted four straight multi-point games (2g-7a-9pts) from March 7-14... Registered his 500th career point and 300th assist at Calgary on March 7... Scored his fourth shorthanded goal of the season at Detroit on Jan. 24, tying him for the franchise record. The goal also marked the 200th of his career... Scored his 20th and 21st goal of the season vs. the N.Y. Islanders on Jan. 10, reaching the 20-goal mark in a season faster than any other player in franchise history (38 games)... Named the NHL Offensive Player of the Week on Oct. 17 (4g-3a-7pts in three Nashville victories)... Missed 13 games due to injury. **PLAYOFFS:** Posted two assists in five playoff games.

**2003-04:** Notched a career-high with 49 assists, tying for ninth in the NHL... Also registered career-highs in shots (218) and average ice time (20:55)... Became the first Predator to record two four-point games in one season... Named NHL Offensive Player of the Week on Feb. 23 (3gp, 5g-5a-10pts). Tied a franchise record with 10 points in three consecutive games and became the



second player in NHL history to post 10-or-more points in his first three games with a new team (Wayne Gretzky accomplished the feat with Los Angeles in 1988)... Acquired by Nashville on Feb. 16 and posted his fourth career hat trick (along with an assist) in his first game as a Predator on Feb. 18 vs. San Jose... One of three players (along with Jukka Hentunen and Denis Grebeshkov) to compile a multi-point effort in his Nashville debut. The first Predator to score three power-play goals in a single game and the first player since L.A.'s Dominic Lavoie (Oct. 9, 1993 vs. Detroit) to score three-or-more goals in his debut with a team... Led Chicago in scoring (15g-28a-43pts) at the time of the trade. **PLAYOFFS:** Appeared in all six WCQ games with Nashville... Ranked second among team forwards in average ice time (18:58)... Scored the game-winning goal in Game Four (April 13 vs. Detroit)... Awarded a penalty shot vs. Manny Legace (no goal) in Game One (April 7 at Detroit).

**CAREER NOTES:** Played in a career-high 82 games with Chicago in **2002-03**... Led the Blackhawks in goals (26), points (61) and multi-point games (14) and ranked second in assists (35) in 2002-03... Registered a career-high 67 penalty minutes in 2001-02... Ranked among NHL leaders with team-highs in game-winning goals (tied for fourth with 8) and game-tying goals (tied for fourth with 2) in **2001-02**... Selected as the 2001-02 FOX Sports Net/March of Dimes Blackhawk of the Year... Named NHL Player of the Month for Dec. 2001 (16gp, 7g-11a-18pts, +11)... Notched career-highs in goals (34) and points (75) in **2000-01**... Led the NHL in shorthanded goals (8) and shorthanded points (8g-2a-10pts) in 2000-01... Led Chicago in points and assists (41) in 2000-01... Tallied two shorthanded goals 51 seconds apart on Jan. 26, 2001 at Colorado... Served as an alternate captain for Canada at the 2001 World Championships in Germany... Led Chicago in assists (42) and plus-minus rating (+19) in **1999-00**... Made his international debut as an alternate captain for Team Canada at the 2000 World Championships in St. Petersburg, Russia, and tied for second in the tournament with three power-play goals... Led Toronto and ranked eighth in the NHL with a shooting percentage of 18.2% in **1998-99**... Played in 13

of Toronto's 17 playoff games in 1999... Played 63 games with Toronto in **1997-98**, including his 100th NHL game on Dec. 27 vs. Detroit... Led Toronto with a +14 rating in **1996-97**... Started the 1996-97 season with Albany (AHL), was recalled to New Jersey after 15 games and then traded to Toronto on Feb. 25, 1997... Named the NHL Rookie of the Month in March 1997 and a runner-up in February... Scored a goal in his NHL debut on Feb. 23, 1996 vs. Montreal... Named a First-Team AHL All-Star in **1995-96**... Appeared in the 1995 and 1996 AHL All-Star Games... A member of the 1995 AHL Calder Cup Champion Albany River Rats... Led AHL rookies and his team in scoring in **1994-95** with 81 points (31g-50a).

**AMATEUR:** Played two OHL seasons (1992-94) with Sault Ste. Marie, posting 87 goals and 89 assists (87g-89a-176pts) in 125 games... A member of the 1993 Memorial Cup Champion Sault Ste. Marie Greyhounds.

**BACKGROUND:** Nickname: "Sully"... Fluent in English and French... Favorites include *The Shawshank Redemption* (movie), Garth Brooks (musician), *The Mindbody Prescription: Healing the Body, Healing the Pain* by Dr. John E. Sarno (book), Red Pony in Franklin (area restaurant)... Holds a golf tournament each summer for KidSport, a charity in his hometown... Chose his number (26) because his cousin (Bob Sullivan) wore it with the NHL's Hartford Whalers during the 1982-83 season... Wife - Kristen; Sons - Aidyn, Garner and Drake; Daughter - Karlisle.

**TRANSACTIONS:** **Feb. 16, 2004** - Acquired by Nashville from Chicago for a second-round selection in the 2004 Entry Draft (Ryan Garlock) and a second-round selection in the 2005 Entry Draft (Michael Blunden)... **Oct. 23, 1999** - Claimed on waivers by Chicago from Toronto... **Feb. 25, 1997** - Acquired by Toronto with Jason Smith and Alyn McCauley from New Jersey for Doug Gilmour, Dave Ellett and New Jersey's third-round choice (previously acquired; New Jersey selected Andre Lakos) in the 1999 Entry Draft... **June 24, 1994** - New Jersey's 10th choice, 233rd overall (ninth round), in the 1994 Entry Draft.

## CAREER HIGHLIGHTS

### MOST GOALS, GAME:

4 - April 10, 1999 vs. Florida

### MOST ASSISTS, GAME:

4 - Feb. 15, 2003 at Columbus

### MOST POINTS, GAME:

5 - twice, last (3g-2a)

March 9, 2003 vs. Boston

### MOST PIM, GAME:

22 - April 10, 2002 at Detroit

### MOST SHOTS, GAME:

11 - Nov. 14, 2009 vs. Montreal

### LONGEST GOAL-SCORING STREAK:

5 - (5g) Dec. 13-21, 2005

### LONGEST ASSIST STREAK:

5 - three times, last (6a)

March 26-April 3, 2009

### LONGEST POINT-SCORING STREAK:

10 - twice, last (6g-8a)

Jan. 13-Feb. 3, 2007

### CAREER HAT TRICKS:

7 (see list)

### CAREER PENALTY SHOTS:

7 (see list)

### CAREER OVERTIME POINTS:

11 (5g-6a)

### FIRST NHL GAME:

Feb. 23, 1996 vs. Montreal

### FIRST NHL GOAL:

Feb. 23, 1996 vs. Montreal

(Pat Jablonski)

### FIRST GAME AS A PREDATOR:

Feb. 18, 2004 vs. San Jose

### FIRST GOAL AS A PREDATOR:

Feb. 18, 2004 vs. San Jose

(Evgenii Nabokov)

### CAREER HAT TRICKS (7)

- Dec. 14, 2009 vs. Columbus
- Dec. 14, 2006 vs. Ottawa
- Nov. 10, 2005 vs. Dallas
- Feb. 18, 2004 vs. San Jose
- March 9, 2003 vs. Boston
- Dec. 21, 2000 vs. Vancouver
- April 10, 1999 vs. Florida

### CAREER PENALTY SHOTS (7)

- Jan. 8, 2006 at Chicago (Anderson): goal
- Dec. 23, 2005 at Columbus (Denis): no goal
- Dec. 7, 2005 at Washington (Kolzig): no goal
- Nov. 10, 2005 vs. Dallas (Turco): no goal
- Feb. 25, 2003 vs. Philadelphia (Cechmanek): no goal
- Nov. 15, 2002 vs. Washington (Kolzig): no goal
- March 6, 1999 at Ottawa (Tugnut): no goal




# STEVESULLIVAN



## STATISTICAL BREAKDOWN

Year	Team	PP	SH	GW	S	%	+/-	TF	FW	F%	MIN	SHOOTOUTS					
												H	BS	S	G	S%	GDG
1995-96	NJ	2	0	1	23	21.7%	3	--	--	--	--	--	--	--	--	--	--
1996-97	NJ	2	0	2	63	12.7%	9	--	--	--	--	--	--	--	--	--	--
	TOR	1	0	1	45	11.1%	5	--	--	--	--	--	--	--	--	--	--
1997-98	TOR	1	0	1	112	8.9%	-8	--	--	--	14:17	--	--	--	--	--	--
1998-99	TOR	4	0	5	110	18.2%	12	685	304	44.4%	14:12	26	11	--	--	--	--
1999-00	TOR	0	0	0	11	0.0%	-1	47	23	48.9%	11:52	1	0	--	--	--	--
	CHI	2	1	6	169	13.0%	20	692	332	48.0%	18:04	39	15	--	--	--	--
2000-01	CHI	6	8	3	204	16.7%	3	649	275	42.4%	20:32	34	22	--	--	--	--
2001-02	CHI	3	0	8	155	13.5%	23	758	371	48.9%	19:09	54	20	--	--	--	--
2002-03	CHI	4	2	3	190	13.7%	15	382	176	46.1%	19:15	--	--	--	--	--	--
2003-04	CHI	4	2	4	140	10.7%	-7	103	46	44.7%	21:18	--	--	--	--	--	--
	NSH	7	0	0	78	11.5%	8	124	54	43.5%	20:01	--	--	--	--	--	--
2005-06	NSH	13	4	5	192	16.1%	2	42	22	52.4%	19:05	26	18	7	3	.429	2
2006-07	NSH	6	3	4	122	18.0%	16	39	15	38.5%	19:25	36	13	4	2	.500	1
2007-08	DID NOT PLAY – INJURED																
2008-09	NSH	3	0	2	83	13.3%	2	4	0	0.0%	18:29	15	6	6	1	.167	1
2009-10	NSH	5	0	4	152	11.2%	2	10	1	10.0%	17:55	26	13	7	2	.286	1
<b>TOTALS</b>		<b>63</b>	<b>20</b>	<b>49</b>	<b>1849</b>	<b>13.8%</b>	<b>104</b>	<b>3535</b>	<b>1619</b>	<b>45.8%</b>	<b>18:22</b>	<b>257</b>	<b>118</b>	<b>24</b>	<b>8</b>	<b>.333</b>	<b>5</b>





## INTERNATIONAL RECORD

### CANADA

Year	Event	GP	G	A	PTS	PIM
2000	WC	9	4	1	5	14
2001	WC	7	1	2	3	10

## CAREER RECORD

Season	Club	League	Regular Season					Playoffs				
			GP	G	A	PTS	PIM	GP	G	A	PTS	PIM
1992-93	Sault Ste. Marie	OHL	62	36	27	63	44	16	3	8	11	18
1993-94	Sault Ste. Marie	OHL	63	51	62	113	82	14	9	16	25	22
1994-95	Albany	AHL	75	31	50	81	124	14	4	7	11	10
1995-96	New Jersey	NHL	16	5	4	9	8	--	--	--	--	--
	Albany	AHL	53	33	42	75	127	4	3	0	3	6
1996-97	New Jersey	NHL	33	8	14	22	14	--	--	--	--	--
	Albany	AHL	15	8	7	15	16	--	--	--	--	--
	Toronto	NHL	21	5	11	16	23	--	--	--	--	--
1997-98	Toronto	NHL	63	10	18	28	40	--	--	--	--	--
1998-99	Toronto	NHL	63	20	20	40	28	13	3	3	6	14
1999-00	Toronto	NHL	7	0	1	1	4	--	--	--	--	--
	Chicago	NHL	73	22	42	64	52	--	--	--	--	--
2000-01	Chicago	NHL	81	34	41	75	54	--	--	--	--	--
2001-02	Chicago	NHL	78	21	39	60	67	5	1	0	1	2
2002-03	Chicago	NHL	82	26	35	61	42	--	--	--	--	--
2003-04	Chicago	NHL	56	15	28	43	36	--	--	--	--	--
	Nashville	NHL	24	9	21	30	12	6	1	1	2	6
2004-05			DID NOT PLAY									
2005-06	Nashville	NHL	69	31	37	68	50	5	0	2	2	0
2006-07	Nashville	NHL	57	22	38	60	20	--	--	--	--	--
2007-08			DID NOT PLAY -- INJURED									
2008-09	Nashville	NHL	41	11	21	32	30	--	--	--	--	--
2009-10	Nashville	NHL	82	17	34	51	35	6	0	3	3	2
NHL TOTALS			846	256	404	660	515	35	5	9	14	24
PREDATORS TOTALS			273	90	151	241	147	17	1	6	7	8



# ALEXANDERSULZER

## ALEXANDER SULZER

(al-ehx-AN-duhr SUHLT-suhr)

### Defense

Shoots: Left

Height: 6-1

Weight: 204 lbs.

DOB: May 30, 1984

Kaufbeuren, Germany

Hometown:

Kaufbeuren, Germany

### ACQUIRED

June 22, 2003 –

Nashville's seventh choice, 92nd overall (third round), in the 2003 Entry Draft.

### VERSUS THE NHL

	GP	G	A	PTS	PIM
ANA	2	0	0	0	0
ATL	1	0	0	0	0
BOS	1	0	0	0	0
BUF	0	0	0	0	0
CGY	0	0	0	0	0
CAR	1	0	1	1	0
CHI	2	0	0	0	0
COL	1	0	0	0	0
CBJ	3	0	0	0	0
DAL	0	0	0	0	0
DET	0	0	0	0	0
EDM	0	0	0	0	0
FLA	0	0	0	0	0
LA	1	0	0	0	0
MIN	0	0	0	0	0
MTL	1	0	0	0	0
NSH	--	--	--	--	--
NJ	1	0	0	0	0
NYI	1	0	0	0	0
NYR	1	0	0	0	2
OTT	1	0	1	1	0
PHI	0	0	0	0	0
PHX	0	0	0	0	0
PIT	1	0	0	0	0
STL	0	0	0	0	0
S.J	1	0	0	0	2
T.B	1	0	0	0	0
TOR	0	0	0	0	0
VAN	2	0	0	0	0
WSH	0	0	0	0	0

**2009-10:** Split the season between Nashville and Milwaukee (AHL), being recalled on seven occasions (Oct. 20, Nov. 26, Dec. 7, Dec. 30, Feb. 3, March 1 and March 8)... Made his NHL season debut on Oct. 21 at Boston, and registered his first career point/assist the following night at Ottawa... Registered a plus or even rating in 16-of-20 games, finishing a +4 for the campaign... Led AHL defensemen in points per game (minimum 20 games, .83)... Ranked second among Admiral blueliners in goals (7), and third in points (7g-23a-30pts) and plus/minus rating (+13), despite playing in only 36 games... Appeared in all seven of Milwaukee's Calder Cup Playoff games, ranking third in assists (5), and second among d-men in points (6)... Played for Germany in his second consecutive Olympics at the 2010 Vancouver Games, dressing for all four of the nation's contests... Posted two assists in nine games for Germany at the 2010 World Championships, helping his nation to its best finish (fourth) at the tourney in 72 years... Ranked third among Germans in average ice time (18:06).

**2008-09:** Became the first German-born player in franchise history to suit up for the club on Jan. 15 at Montreal... Recalled to Nashville on two occasions (Jan. 14 and Jan. 26)... Ranked fourth among American Hockey League defensemen in points per game (.71)... Missed 17 games at the NHL level, and Milwaukee's final 15 games and all 11 Calder Cup playoff games due to injury. Was third among AHL blueliners in points (34), and tied for third in goals (8) at the time of his injury. Also ranked third on the Admirals in both points and assists (26), and second on the club in power-play points (15) when he went down.

**2007-08:** Tied for first among Milwaukee defensemen in assists (25) and ranked third on the Admirals in d-men points (32) and goals (7) in his first season in North America... Missed 19 regular-season games, and all six of Milwaukee's 2008 Calder Cup playoff games due to injury.

**AMATEUR:** Played four seasons with Dusseldorf (Germany) (2003-07)... Played six games with Germany at the 2007 World Championships in Russia... Ranked third in defensemen scoring (3g-15a-18pts) with Dusseldorf and led club blueliners in playoff goals (3) in 2005-06... Played for Germany at the 2006 Olympic Games... Skated in three games for Team Germany at the 2005 World Championships... Was named the outstanding defenseman at the D1-Group A World Championships in 2004, leading all defensemen and tying for sixth overall in scoring (2g-7a-9pts)... Opened the 2002-03 season with Kaufbeuren (Germany-2) before joining Hamburg in the first division in the winter... Played for Germany at the 2003 World Junior Championships... The first German player drafted by Nashville.

**BACKGROUND:** Nickname: "Sulzy"... Favorites include *Gladiator* (movie), baseball (sport other than hockey), Bayern Munich (sports team), Kässpätzen (food), Ray Bourque (player growing up) and Südtirol, Italy (vacation destination)... Active in Garth Brooks Teammates for Kids charity... Owns his own restaurant in Germany... Has two dogs named Texas and Summer... Would choose Adam Sandler to play him in a movie about his life... Wife – Julia.

**TRANSACTIONS:** June 22, 2003 – Nashville's seventh choice, 92nd overall (third round), in the 2003 Entry Draft.





## INTERNATIONAL RECORD

### GERMANY

Year	Event	GP	G	A	PTS	PIM
2003	WJC	6	0	2	2	14
2004	WJC-1	5	2	7	9	12
2005	WC	3	0	0	0	4
2006	Olympics	5	0	1	1	2
2007	WC	6	0	0	0	4
2010	Olympics	4	0	0	0	0
	WC	9	0	2	2	4

## CAREER HIGHLIGHTS

<b>MOST GOALS, GAME:</b>	None
<b>MOST ASSISTS, GAME:</b>	1 - twice, last Jan. 7, 2009 at Calgary
<b>MOST POINTS, GAME:</b>	1 - twice, last (1a) Jan. 7, 2009 at Calgary
<b>MOST PIM, GAME:</b>	2 - twice, last Feb. 10, 2010 at N.Y. Rangers
<b>MOST SHOTS, GAME:</b>	3 - Dec. 8, 2009 vs. Vancouver
<b>LONGEST GOAL-SCORING STREAK:</b>	None
<b>LONGEST ASSIST STREAK:</b>	None
<b>LONGEST POINT-SCORING STREAK:</b>	None
<b>CAREER HAT TRICKS:</b>	None
<b>CAREER PENALTY SHOTS:</b>	None
<b>CAREER OVERTIME POINTS:</b>	None
<b>FIRST NHL GAME:</b>	Jan. 15, 2009 at Montreal
<b>FIRST NHL GOAL:</b>	None
<b>FIRST GAME AS A PREDATOR:</b>	Jan. 15, 2009 at Montreal
<b>FIRST GOAL AS A PREDATOR:</b>	None

## CAREER RECORD

Season	Club	League	Regular Season				Playoffs					
			GP	G	A	PTS	PIM	GP	G	A	PTS	PIM
2000-01	ESV Kaufbeuren	Germany-3	38	3	6	9	20	--	--	--	--	--
	Kaufbeuren Jr.	Germany-Jr.	1	0	2	2	2	--	--	--	--	--
2001-02	ESV Kaufbeuren	Germany-3	19	1	9	10	14	--	--	--	--	--
	Kaufbeuren Jr.	Germany-Jr.	1	0	0	0	4	--	--	--	--	--
2002-03	ESV Kaufbeuren	Germany-2	26	5	3	8	38	1	0	1	1	4
	Hamburg	Germany	18	0	1	1	18	5	0	0	0	12
2003-04	Dusseldorf	Germany	46	4	1	5	56	4	0	0	0	8
2004-05	Dusseldorf	Germany	42	5	6	11	68	--	--	--	--	--
	EV Duisburg	Germany-2	--	--	--	--	--	7	0	3	3	6
2005-06	Dusseldorf	Germany	48	3	15	18	82	13	3	6	9	22
2006-07	Dusseldorf	Germany	44	4	11	15	82	9	2	1	3	20
2007-08	Milwaukee	AHL	61	7	25	32	47	--	--	--	--	--
2008-09	Milwaukee	AHL	48	8	26	34	36	--	--	--	--	--
	Nashville	NHL	2	0	0	0	0	--	--	--	--	--
2009-10	Milwaukee	AHL	36	7	23	30	8	7	1	5	6	2
	Nashville	NHL	20	0	2	2	4	--	--	--	--	--
<b>NHL/PREDATORS TOTALS</b>			<b>22</b>	<b>0</b>	<b>2</b>	<b>2</b>	<b>4</b>	--	--	--	--	--

## STATISTICAL BREAKDOWN

Year	Team	PP	SH	GW	S	% +/-	TF	FW	F%	MIN	H	BS	SHOOTOUTS			
													S	G	S%	GDG
2008-09	NSH	0	0	0	0	0.0%	0	0	0.0%	6:33	0	1	0	0	.000	0
2009-10	NSH	0	0	0	15	0.0%	4	0	0.0%	13:22	11	18	0	0	.000	0
<b>TOTALS</b>		<b>0</b>	<b>0</b>	<b>0</b>	<b>15</b>	<b>0.0%</b>	<b>4</b>	<b>0</b>	<b>0.0%</b>	<b>12:46</b>	<b>11</b>	<b>19</b>	<b>0</b>	<b>0</b>	<b>.000</b>	<b>0</b>

# RYAN SUTER



## RYAN SUTER

(RIGH-uhn SOO-tuhr)

Defense

Shoots: Left

Height: 6-1

Weight: 198 lbs.

DOB: January 21, 1985

Madison, Wisconsin

Hometown:

Madison, Wisconsin

## ACQUIRED

June 22, 2003 –

Nashville's first choice, seventh overall (first round), in the 2003 NHL Entry Draft.

## VERSUS THE NHL

	GP	G	A	PTS	PIM
ANA	20	2	6	8	12
ATL	6	2	1	3	4
BOS	4	0	1	1	6
BUF	4	0	2	2	4
CGY	20	2	4	6	16
CAR	4	0	2	2	6
CHI	33	2	13	15	30
COL	20	0	9	9	12
CBJ	33	0	9	9	28
DAL	18	1	5	6	21
DET	36	3	8	11	25
EDM	20	3	7	10	10
FLA	6	0	2	2	6
LA	19	1	7	8	16
MIN	18	2	6	8	22
NHL	4	0	2	2	4
NSH	--	--	--	--	--
NJ	5	0	3	3	4
NYI	4	0	0	0	2
NYR	4	0	1	1	0
OTT	4	3	2	5	4
PHI	4	0	2	2	2
PHX	19	1	3	4	8
PIT	4	1	1	2	2
STL	32	1	14	15	18
S.J.	19	1	8	9	26
T.B.	4	0	2	2	4
TOR	4	0	1	1	2
VAN	20	1	4	5	12
WSH	5	1	1	2	6

**2009-10:** Ranked second on the team, and tied for 20th among NHL defensemen, in assists (33)... Finished 11th in voting for the Norris Trophy... Played in all 82 games for the second consecutive season, and for the third time in four campaigns. He enters 2010-11 having played 203 consecutive contests... Led the team in average ice time for the second straight season, posting the third-highest average in franchise history (23:58). Played the 13th-most minutes in the NHL (1,966:02), logging at least 20 minutes in 81-of-82 games... Ranked second on the team with a career-high 112 blocked shots... Ranked first on the team in power-play assists (15), tying a career high, and third in man-advantage points (17)... Tied for the team lead in overtime points (1g-1a)... Collected his 100th career assist on Nov. 17 vs. San Jose... Named to *The Hockey News'* preseason All-Central Division Team, in addition to being ranked the 20th-best defenseman in the NHL by the publication... Earned a silver medal with Team USA at the 2010 Olympics while serving as an alternate captain... Led the U.S. in average ice time for the tournament (22:50), highlighted by a game-high 31:31 played in the Gold Medal Game... Tied for the Olympic tournament lead in plus/minus rating (+9)... Also tied for first on Team USA, and first among tournament defensemen, in assists (4). **PLAYOFFS:** Played in all six of the club's postseason contests... Ranked second on the team in average time on ice (24:08), and tied for second in shots on goal (16).

**2008-09:** Established career highs in assists (38) and points (45), ranking second on the club in helpers, and second among team defensemen in points... Also ranked 12th among NHL blueliners in assists and tied for 16th in points... Ranked second among team d-men in goals (7)... Set a franchise record for average ice time with a career high (24:15)... Ranked second on the club in power-play assists with a career-high (15) and third in power-play points with a personal best (18)... Posted career highs in power-play goals (3) and game-winning goals (3)... Tied for the team lead in overtime points (1g-2a)... One of five players to appear in all 82 games... Set career highs in shots (143), penalty minutes (73) and hits (87)... Played

in his 300th NHL game on March 18, 2009 at Anaheim... Posted his 100th career point (assist) on Feb. 12, 2009 vs. St. Louis... Represented the United States at the 2009 World Championships in Switzerland... Ranked third on Team USA in average ice time (20:20) and named the club's best player in the bronze-medal game against Sweden.

**2007-08:** Led all team defensemen in goals (7) and ranked second in points (31)... Ranked third on the club in average time on ice (20:34)... Collected his first career game-winning goal on Dec. 8 vs. Anaheim. **PLAYOFFS:** Ranked second in average time on ice (21:12) while appearing in all six postseason games... Scored the game-tying goal in Game Three of the club's WCQ series with Detroit. Nine seconds later, Jason Arnott netted the game winner, marking the first time in NHL history that a team has gone from trailing a playoff game to leading it in less than 10 seconds... Also collected an assist in Game Three, his first career playoff assist.

**2006-07:** Established career-highs in games played (82), goals (8) and plus/minus rating (+10)... One of three Predators to play in all 82 games... Ranked fourth on the club in average ice time (20:09)... Scored his first career power-play goal vs. Vancouver on Oct. 31... Registered three points (1g-2a) in seven games with Team USA at the 2007 World Championships in Russia. **PLAYOFFS:** Played in all five of Nashville's WCQ games vs. San Jose. Game One was his first career playoff game and he scored his first career playoff goal in Game Three... Ranked second on the club in average ice time (23:18).

**2005-06:** Led Nashville rookies in assists (15), points (1g-15a-16pts), shots (84), penalty minutes (66), average ice time (17:21) and games played (71)... Tied for 12th among NHL rookies with a +7 rating... Tied for 13th among NHL rookie d-men in assists and tied for 15th in points... Scored his first career NHL goal, added an assist and posted a +4 rating at Chicago on Dec. 21... Posted his first NHL multi-point game with two assists at St. Louis on Oct. 15... Notched an assist in his NHL debut vs. San Jose on Oct. 5.



**CAREER NOTES:** Played his first pro season with Milwaukee (AHL) and tied for third on the team with a +10 rating in **2004-05**... Also led Milwaukee in 2005 playoff assists (5) and ranked third in playoff scoring (1g-5a-6pts)... Served as captain for Team USA at the 2005 World Junior Championships, and became the 16th American to compete in three World Junior tournaments... Named to the All-Tournament Team after leading 2005 WJC tournament defensemen in scoring (1g-7a-8pts), tying for second on Team USA in points and tying for third in the entire tournament in assists... Also appeared in one contest with Team USA at the 2005 World Championships in Austria.

**AMATEUR:** Helped the United States capture its first-ever gold medal at the World Junior Championships in 2004... Finished his freshman season at the University of Wisconsin (WCHA) in 2003-04 and was named to the All-WCHA Third Team, the All-WCHA Rookie Team and USCHO.com's All-Rookie Team... Ranked second on Wisconsin with a +19 rating and third with 93 penalty minutes and led team defensemen with 16 assists... The first American player selected (No. 7 overall) at the 2003 NHL Entry Draft... Won USA Hockey's 2002-03 Bob Johnson Award, given annually to the U.S. player who excels in international competition... Played for the U.S. at the 2003 World Junior Championships... Helped the U.S. advance to the bronze-medal game at the 2003 World U-18 Championships in Russia, finishing fourth in team scoring and seventh among the tournament's top-

scoring defensemen... The only member of the NTDP to win two gold medals in one season in 2002, when he won gold at the U-18 and U-17 World Championships... Earned best defenseman honors at the 2002 U-18 World Championships in Slovakia, capturing a gold medal with the U.S. team while tying as the tournament's top-scoring defenseman... Played for the U.S. Select U-18 team at the 2001 Four Nations Tournament in the Czech Republic... Selected to play in the 2001 USA Hockey Select-16 Tournament.

**BACKGROUND:** Nickname: "Sutes"... Favorites include *Gran Torino* (movie), Green Bay Packers (sports team), Wild Ginger (Nashville restaurant), *Lone Survivor* by Marcus Luttrell (book) and lululemon (place to shop)... If he could be on any reality TV show, it would be *Last American Cowboy*... Business interests outside of hockey include farming, and Total Hockey in Madison, Wis... Enjoys Nashville for the country music... His father, Bob Suter - a member of the 1980 "Miracle on Ice" U.S. Olympic Team - played for the Nashville South Stars and played at the University of Wisconsin... His uncles, Gary Suter (who enjoyed a distinguished 17-year career in the NHL) and John Suter, also played at Wisconsin... Wife - Becky.

**TRANSACTIONS:** **June 22, 2003** - Nashville's first choice, seventh overall (first round), in the 2003 NHL Entry Draft.





# RYAN SUTER



## STATISTICAL BREAKDOWN

Year	Team	PP	SH	GW	S	% +/-	TF	FW	F%	MIN	H	BS	SHOOTOUTS				
													S	G	S%	GDG	
2005-06	NSH	0	0	0	84	1.2%	7	0	0	0.0%	17:21	38	86	0	0	.000	0
2006-07	NSH	1	0	0	87	9.2%	10	0	0	0.0%	20:09	45	69	0	0	.000	0
2007-08	NSH	1	0	1	138	5.1%	3	0	0	0.0%	20:34	57	75	0	0	.000	0
2008-09	NSH	3	0	3	143	4.9%	-16	0	0	0.0%	24:15	87	93	0	0	.000	0
2009-10	NSH	2	0	1	125	3.2%	4	1	0	0.0%	23:58	55	112	0	0	.000	0
<b>TOTALS</b>		<b>7</b>	<b>0</b>	<b>5</b>	<b>577</b>	<b>4.7%</b>	<b>8</b>	<b>1</b>	<b>0</b>	<b>0.0%</b>	<b>21:23</b>	<b>282</b>	<b>435</b>	<b>0</b>	<b>0</b>	<b>.000</b>	<b>0</b>





## INTERNATIONAL RECORD

### UNITED STATES

Year	Event	GP	G	A	PTS	PIM
2003	WJC	7	2	1	0	2
2004	WJC	6	0	2	2	8
2005	WJC	7	1	7	8	20
	WC	1	0	0	0	0
2006	WC	7	1	1	2	10
2007	WC	7	1	2	3	12
2009	WC	9	1	2	3	8
2010	Olympics	6	0	4	4	2


## CAREER HIGHLIGHTS

- MOST GOALS, GAME:**  
2 - Oct. 22, 2009 at Ottawa
- MOST ASSISTS, GAME:**  
3 - March 18, 2009 at Anaheim
- MOST POINTS, GAME:**  
3 - twice, last (2g-1a) Oct. 22, 2009 at Ottawa
- MOST PIM, GAME:**  
7 - March 1, 2008 at Dallas
- MOST SHOTS, GAME:**  
6 - twice, last Jan. 29, 2010 at Detroit
- LONGEST GOAL-SCORING STREAK:**  
2 - (2g) Oct. 31-Nov. 1, 2006
- LONGEST ASSIST STREAK:**  
4 - three times, last (6a) March 12-18, 2009
- LONGEST POINT-SCORING STREAK:**  
8 - (2g-8a) March 3-18, 2009
- CAREER HAT TRICKS:**  
None
- CAREER PENALTY SHOTS:**  
None
- CAREER OVERTIME POINTS:**  
6 (2g-4a)
- FIRST NHL GAME:**  
Oct. 5, 2005 vs. San Jose
- FIRST NHL GOAL:**  
Dec. 21, 2005 at Chicago (Nikolai Khabibulin)
- FIRST GAME AS A PREDATOR:**  
Oct. 5, 2005 vs. San Jose
- FIRST GOAL AS A PREDATOR:**  
Dec. 21, 2005 at Chicago (Nikolai Khabibulin)

## CAREER RECORD

Season	Club	League	Regular Season					Playoffs				
			GP	G	A	PTS	PIM	GP	G	A	PTS	PIM
2001-02	USNTDP	U-17	8	2	11	13	21	--	--	--	--	--
	USNTDP	U-18	27	4	10	14	6	--	--	--	--	--
	USNTDP	NAHL	35	2	10	12	75	--	--	--	--	--
2002-03	USNTDP	U-18	42	7	17	24	124	--	--	--	--	--
	USNTDP	NAHL	9	2	5	7	12	--	--	--	--	--
2003-04	U. of Wisconsin	WCHA	39	3	16	19	93	--	--	--	--	--
2004-05	Milwaukee	AHL	63	7	16	23	70	7	1	5	6	16
2005-06	Nashville	NHL	71	1	15	16	66	--	--	--	--	--
2006-07	Nashville	NHL	82	8	16	24	54	5	1	0	1	8
2007-08	Nashville	NHL	76	7	24	31	71	6	1	1	2	4
2008-09	Nashville	NHL	82	7	38	45	73	--	--	--	--	--
2009-10	Nashville	NHL	82	4	33	37	48	6	0	0	0	0
<b>PREDATORS/NHL TOTALS</b>			<b>393</b>	<b>27</b>	<b>126</b>	<b>153</b>	<b>312</b>	<b>17</b>	<b>2</b>	<b>1</b>	<b>3</b>	<b>12</b>

# JORDIN TOOTOO



## JORDIN TOOTOO

(JOHR-dihh TOO-too)

Right Wing

Shoots: Right

Height: 5-9

Weight: 197 lbs.

DOB: February 2, 1983

Churchill, Manitoba

Hometown:

Rankin Inlet, Nunavut

## ACQUIRED

June 24, 2001 –

Nashville's sixth choice, 98th overall (fourth round), in the 2001 NHL Entry Draft.

## VERSUS THE NHL

	GP	G	A	PTS	PIM
ANA	16	2	1	3	18
ATL	6	3	3	6	0
BOS	3	0	3	3	0
BUF	3	0	0	0	11
CGY	17	2	3	5	30
CAR	1	0	0	0	0
CHI	31	2	5	7	33
COL	19	0	2	2	17
CBJ	32	3	7	10	88
DAL	17	2	1	3	35
DET	35	2	2	4	29
EDM	14	1	0	1	16
FLA	6	0	1	1	10
LA	18	1	2	3	19
MIN	18	0	1	1	38
MTL	5	0	1	1	5
NSH	--	--	--	--	--
NJ	5	1	0	1	4
NYI	4	0	0	0	6
NYR	5	1	1	2	2
OTT	3	0	1	1	0
PHI	4	0	0	0	7
PHX	16	0	1	1	51
PIT	4	2	0	2	4
STL	27	6	7	13	68
SJ	20	0	1	1	24
T.B.	2	1	0	1	0
TOR	2	0	0	0	0
VAN	18	3	2	5	37
WSH	4	0	0	0	20

**2009-10:** Matched his point output from the previous season in 21 fewer games (6g-10a-16pts), tied for the second-highest output of his career... Recorded a plus rating for the second time in his career (+2)... Amassed seven of his points (2g-5a) in just 15 divisional games... Scored goals in three consecutive games for the first time in his career in Nashville's final three games before the Olympic break from Feb. 10-14... Recorded a career-high four-game point/assist streak from Nov. 23-28 (4a)... Became the franchise's all-time penalty minute leader with a pair of fighting majors on Nov. 28 vs Florida... Amassed a career-low 40 penalty minutes and four major penalties... Missed 30 games due to injury. **PLAYOFFS:** Appeared in all six of the team's postseason contests... Registered his second career playoff assist in Game Six.

**2008-09:** Established career highs in assists (12), games played (72), shots (138) and average ice time (12:05)... Led the club in penalty minutes (124) for the third consecutive season... Ranked second among Nashville forwards in hits with a career high (129)... Played in his 300th career game on April 3 in Chicago... Missed nine games due to injury.

**2007-08:** Established career highs in goals (11) and points (18)... His goal total in 2007-08 equaled his first three NHL seasons combined... Also attained a personal best in shooting percentage (11.2%)... Led the club in penalty minutes (100)... Scored his first career game-winning goal on March 1 at Dallas... Missed 18 games due to injury. **PLAYOFFS:** Appeared in all six of the club's postseason games... Tied for the team lead in goals (2)... Scored goals in each of the first two games of the club's WCQ series vs. Detroit. It was the first goal-scoring streak of his career – playoffs and regular season combined.

**2006-07:** Led the team in penalty minutes (116)... Led Nashville forwards in hits (89)... Missed 10 games due to injury/illness and five games due to suspension. **PLAYOFFS:** Played in four of Nashville's five WCQ games vs. San Jose and recorded his first career playoff point (assist) in Game Four (April 18).

**2005-06:** In 34 games played, posted six assists and 10 points, more than doubling his 70-game output from 2003-04 (4g-4a)... Tied for third on the club with a career-high +9 rating... Opened the season with Nashville but spent four stretches (Oct. 10-Dec. 15, Jan. 16-Feb. 4, Feb. 9-March 7 and April 30-June 15) with Milwaukee (AHL). Registered 27 points (13g-14a) in 41 games with the Milwaukee Admirals (AHL) and ranked second on the club in penalty minutes (133)... Ranked second on the Ads in penalty minutes (35) and third in goals (9) in the playoffs... Missed five NHL games due to injury. **PLAYOFFS:** Appeared in three of Nashville's five playoff games.

**2004-05:** Led Milwaukee in penalty minutes (226)... Also led Milwaukee with 41 penalty minutes in the playoffs.

**2003-04:** Led Nashville and ranked fifth among NHL rookies in penalty minutes (137)... Also led the Predators and ranked fifth among league rookies in major penalties (15)... Recorded his first multi-point game (1g-1a) on Jan. 10 vs. St. Louis. **PLAYOFFS:** Appeared in five of Nashville's six first-round playoff games.

**AMATEUR:** Voted Brandon's Most Popular Player in each of his four WHL seasons (1999-2003) and finished his Wheat Kings career ranked third all-time in penalty minutes (874)... Named a 2003 WHL Eastern Conference First-Team All-Star... Led Brandon (WHL) in penalty minutes (216) and tied for first in points (74) in 2002-03... Won a silver medal with Team Canada at the 2003 World Junior Championships... Led Brandon in goals (32), assists (39) and points (71) and ranked second in game-winning goals (6) and penalty minutes (276) in 2001-02... Named the WHL Player of the Month for Dec. 2001... Performed for Team Orr at the 2001 CHL/NHL Top Prospects Game... Won the hardest shot event at the 2001 Top Prospects Skills Evaluation (96.1 mph)... Recognized as Brandon's hardest worker in 2000-01... Led the 2000-01 Wheat Kings in playoff scoring with six points (2g-4a)... Captained Canada's U-18 team at the 2000 Four Nations tournament in Slovakia, capturing a gold medal... Skated for Team West in the 2000 U-17 World Hockey Challenge... Played for the OCN Blizzard (MJHL) in 1998-99, earning Rookie of the Year and Scholastic Player of the Year honors.

**BACKGROUND:** Nickname: "Toots"... His hometown is Rankin Inlet, Nunavut, located on Canada's Hudson Bay... Fluent in English and Inuktitut... Became the first player of Inuit descent to skate in an NHL game when he made his NHL debut... Ranked eighth on *The Globe* and *Mail's* list of the top 25 sports figures in Canada for 2003... Nominated as Manitoba's Sportsman of the Year for 2000... His story has been featured in publications such as *USA Today*, *Sports Illustrated*, *ESPN Magazine* and *MacLean's*... Enjoys fishing, hunting, golf and baseball... Favorites include *Braveheart* (movie), Theory of a Deadman (band), Flavour on Demonbreun (place to shop), Du Hast by Rammstein (pump-up song) and Nunavut (vacation spot)... Enjoys traditional foods such as raw caribou, beluga whale, arctic char, seal, musk ox... Works closely with Make-A-Wish Foundation... Would have Adrian Grenier from *Entourage* play him in his life story.

**TRANSACTIONS:** June 24, 2001 – Nashville's sixth choice, 98th overall (fourth round), in the 2001 NHL Entry Draft.



## INTERNATIONAL RECORD

### CANADA

Year	Event	GP	G	A	PTS	PIM
2003	WJC	6	1	1	2	4

## CAREER RECORD

Season	Club	League	Regular Season					Playoffs				
			GP	G	A	PTS	PIM	GP	G	A	PTS	PIM
1999-00	Brandon	WHL	45	6	10	16	214	--	--	--	--	--
2000-01	Brandon	WHL	60	20	28	48	172	6	2	4	6	18
2001-02	Brandon	WHL	64	32	39	71	272	16	4	3	7	58
2002-03	Brandon	WHL	51	35	39	74	216	17	6	3	9	49
<b>2003-04</b>	<b>Nashville</b>	<b>NHL</b>	<b>70</b>	<b>4</b>	<b>4</b>	<b>8</b>	<b>137</b>	<b>5</b>	<b>0</b>	<b>0</b>	<b>0</b>	<b>4</b>
2004-05	Milwaukee	AHL	59	10	12	22	266	6	0	0	0	41
<b>2005-06</b>	<b>Nashville</b>	<b>NHL</b>	<b>34</b>	<b>4</b>	<b>6</b>	<b>10</b>	<b>55</b>	<b>3</b>	<b>0</b>	<b>0</b>	<b>0</b>	<b>0</b>
	Milwaukee	AHL	41	13	14	27	133	15	9	2	11	35
<b>2006-07</b>	<b>Nashville</b>	<b>NHL</b>	<b>65</b>	<b>3</b>	<b>6</b>	<b>9</b>	<b>116</b>	<b>4</b>	<b>0</b>	<b>1</b>	<b>1</b>	<b>21</b>
<b>2007-08</b>	<b>Nashville</b>	<b>NHL</b>	<b>63</b>	<b>11</b>	<b>7</b>	<b>18</b>	<b>100</b>	<b>6</b>	<b>2</b>	<b>0</b>	<b>2</b>	<b>4</b>
<b>2008-09</b>	<b>Nashville</b>	<b>NHL</b>	<b>72</b>	<b>4</b>	<b>12</b>	<b>16</b>	<b>124</b>	--	--	--	--	--
<b>2009-10</b>	<b>Nashville</b>	<b>NHL</b>	<b>51</b>	<b>6</b>	<b>10</b>	<b>16</b>	<b>40</b>	<b>6</b>	<b>0</b>	<b>1</b>	<b>1</b>	<b>2</b>
<b>NHL/PREDATORS TOTALS</b>			<b>355</b>	<b>32</b>	<b>45</b>	<b>77</b>	<b>572</b>	<b>24</b>	<b>2</b>	<b>2</b>	<b>4</b>	<b>31</b>

## STATISTICAL BREAKDOWN

Year	Team	PP	SH	GW	S	% +/-	TF	FW	F%	MIN	H	BS	SHOOTOUTS				
													S	G	S%	GDG	
2003-04	NSH	2	0	0	92	4.3%	-6	18	10	55.6%	8:29	0	0	--	--	--	--
2005-06	NSH	0	0	0	61	6.6%	9	17	12	70.6%	9:15	56	4	0	0	.000	0
2006-07	NSH	0	0	0	77	3.9%	-11	12	4	33.3%	8:24	89	9	0	0	.000	0
2007-08	NSH	0	0	1	98	11.2%	-8	4	2	50.0%	9:53	64	5	0	0	.000	0
2008-09	NSH	0	0	1	138	2.9%	-15	16	9	56.3%	12:05	129	14	0	0	.000	0
2009-10	NSH	0	0	1	101	5.9%	2	8	2	25.0%	10:50	72	7	0	0	.000	0
<b>TOTALS</b>		<b>2</b>	<b>0</b>	<b>3</b>	<b>567</b>	<b>5.6%</b>	<b>-29</b>	<b>75</b>	<b>39</b>	<b>52.0%</b>	<b>9:51</b>	<b>410</b>	<b>39</b>	<b>0</b>	<b>0</b>	<b>.000</b>	<b>0</b>

## CAREER HIGHLIGHTS

- MOST GOALS, GAME:**  
1 - 32 times, last Feb. 14, 2010 at Pittsburgh
- MOST ASSISTS, GAME:**  
2 - twice, last Dec. 30, 2006 vs. Boston
- MOST POINTS, GAME:**  
2 - eight times, last (1g-1a) Dec. 4, 2009 at Chicago
- MOST PIM, GAME:**  
17 - Dec. 22, 2003 vs. Phoenix
- MOST SHOTS, GAME:**  
6 - three times, last Feb. 10, 2010 at N.Y. Rangers
- LONGEST GOAL-SCORING STREAK:**  
3 - (3g) Feb. 10-14, 2010
- LONGEST ASSIST STREAK:**  
4 - (4a) Nov. 23-28, 2009
- LONGEST POINT-SCORING STREAK:**  
4 - (4a) Nov. 23-28, 2009
- CAREER HAT TRICKS:**  
None
- CAREER PENALTY SHOTS:**  
None
- CAREER OVERTIME POINTS:**  
None
- FIRST NHL GAME:**  
Oct. 9, 2003 vs. Anaheim
- FIRST NHL GOAL:**  
Oct. 23, 2003 at Atlanta (Pasi Nurminen)
- FIRST GAME AS A PREDATOR:**  
Oct. 9, 2003 vs. Anaheim
- FIRST GOAL AS A PREDATOR:**  
Oct. 23, 2003 at Atlanta (Pasi Nurminen)



# JOEL WARD

## JOEL WARD

(JOHL WOHRD)

Right Wing

Shoots: Right

Height: 6-1

Weight: 218 lbs.

DOB: December 2, 1980

Toronto, Ontario

Hometown:

Scarborough, Ontario

## ACQUIRED

July 14, 2008 –

Signed as a free agent by Nashville.

**2009-10:** Set a career high in assists (21)... Also posted personal bests in shots (134) and average ice time (17:32)... The team went 23-2-1 when he registered a point, and is 20-4-3 since the start of the 2008-09 season when he scores a goal... Tied a personal best in power-play goals (3)... Ranked third on the club in even-strength assists (20)... Finished tied for 16th among NHL forwards in both blocked shots (62) and takeaways (62)... Ranked second among team forwards in average shorthanded time on ice (1:56)... Notched his first career three-point game (1g-2a) on Nov. 17 vs. San Jose... Played in his 100th career NHL contest on Oct. 29 vs. Chicago... Nashville's nominee for the Bill Masterton Memorial Trophy... Missed 11 games due to injury. **PLAYOFFS:** Tied for second on the team in goals (2) and third in points (4)... Notched an assist in his NHL playoff debut in Game One... Scored his first career playoff goal and posted a +3 rating in Game Three... Scored the fourth shorthanded goal in the club's playoff history in Game Five as part of his first career multi-point performance in the playoffs (1g-1a).

**2008-09:** Tied for fourth on the club in goals (17) and ranked third in shooting percentage (12.8%)... One of three Predators to notch multiple shorthanded goals (2)... Tied for eighth among NHL forwards in blocked shots (69)... Led Nashville forwards in takeaways (60)... Posted the first multi-goal/point game of his career with a pair, including the game winner, in a 3-0 victory over Dallas on Dec. 13... Posted two four-game point streaks (3g-4a, Feb. 24-March 6; 2g-2a, March 28-April 3) and one three-game streak (4g-1a, March 16-19) in the final 21 games of the season.

**CAREER NOTES:** Led the Houston Aeros (AHL) in goals (21), points (41) and tied for second on the club in assists (20) in **2007-08**... Also ranked second on the 2007-08 Aeros in game-winning goals (5) and tied for the club lead in shorthanded markers (2)... Appeared in 11 games with Minnesota in **2006-07**, registering his first NHL point/assist in his fifth career game in his hometown of Toronto on Dec. 26, 2006... Played his first professional season in **2005-06** with Houston... Tied for second on Houston in goals (4) during the 2006 Calder Cup Playoffs... Also tied for the club lead in plus/minus rating (+4) during the 2006 postseason... Signed his first pro contract with Houston (AHL) on Dec. 4, 2005.

**AMATEUR:** Played four seasons at the University of Prince Edward Island (2001-05), notching 135 points (76g-76a) in 96 games... Earned AUS conference MVP honors, the CIS Most Sportsmanlike Player award and was named to the CIS All-Canada team as a senior in 2004-05... Named U.P.E.I.'s team MVP his sophomore, junior and senior seasons... One of just three U.P.E.I. Panther alumni to have appeared in an NHL contest... Spent four seasons with the Owen Sound Attack (OHL) from 1997-2001, registering 152 points (76g-76a) in 235 games.

**BACKGROUND:** Nickname: "Ward-o" or "Moose"... Involved in several "Hockey is for Everyone" initiatives in the Nashville area and is very active in Big Brothers Big Sisters of Middle Tennessee... Would like to teach elementary school when his hockey career is finished... Has a sociology degree from U.P.E.I... Favorites include West Indian food (favorite food), Bob Marley and Notorious B.I.G. (musicians), Sambuca (Nashville restaurant), Barbados (vacation destination) and Adam Graves (player growing up)... Lists Jackie Robinson as the historical figure he would have most like to have met.

**TRANSACTIONS:** **July 14, 2008** – Signed as a free agent by Nashville... **Sept. 27, 2006** – Signed as a free agent by Minnesota.

## VERSUS THE NHL WITH PREDATORS

	GP	G	A	PTS	PIM	GP	G	A	PTS	PIM
ANA	7	3	1	4	4	7	3	1	4	4
ATL	4	1	1	2	2	4	1	1	2	2
BOS	2	0	1	1	0	2	0	1	1	0
BUF	2	0	1	1	2	2	0	1	1	2
CGY	8	0	2	2	7	8	0	2	2	7
CAR	1	0	0	0	0	1	0	0	0	0
CHI	14	3	4	7	0	12	3	4	7	0
COL	4	1	0	1	4	4	1	0	1	4
CBJ	11	1	4	5	4	11	1	4	5	4
DAL	7	2	1	3	2	6	2	1	3	2
DET	13	5	4	9	0	10	5	4	9	0
EDM	9	1	5	6	2	8	1	5	6	2
FLA	3	1	0	1	2	3	1	0	1	2
LA	8	3	3	6	2	8	3	3	6	2
MIN	8	0	1	1	4	8	0	1	1	4
MTL	2	0	0	0	0	2	0	0	0	0
NSH	0	0	0	0	--	--	--	--	--	--
NJ	3	0	0	0	0	3	0	0	0	0
NYI	2	1	0	1	0	2	1	0	1	0
NYR	2	0	0	0	4	2	0	0	0	4
OTT	2	0	1	1	0	2	0	1	1	0
PHI	2	0	1	1	0	2	0	1	1	0
PHX	7	1	2	3	2	7	1	2	3	2
PIT	2	0	1	1	0	2	0	1	1	0
STL	12	2	2	4	2	12	2	2	4	2
SJ	7	3	2	5	2	7	3	2	5	2
T.B.	2	0	2	2	0	2	0	2	2	0
TOR	3	0	1	1	0	2	0	0	0	0
VAN	11	2	0	2	0	8	2	0	2	0
WSH	3	0	0	0	2	3	0	0	0	2





## CAREER RECORD

Season	Club	League	Regular Season					Playoffs				
			GP	G	A	PTS	PIM	GP	G	A	PTS	PIM
1997-98	Owen Sound	OHL	47	8	4	12	14	11	1	1	2	5
1998-99	Owen Sound	OHL	58	19	16	35	23	16	2	4	6	0
1999-00	Owen Sound	OHL	63	23	20	43	51	--	--	--	--	--
2000-01	Owen Sound	OHL	67	26	36	62	45	5	2	4	6	4
	Long Beach	WCHL	--	--	--	--	--	8	0	0	0	0
2001-02	U.P.E.I.	CIS	22	13	14	27	16	--	--	--	--	--
2002-03	U.P.E.I.	CIS	19	11	15	26	24	--	--	--	--	--
2003-04	U.P.E.I.	CIS	27	14	24	38	42	--	--	--	--	--
2004-05	U.P.E.I.	CIS	28	16	28	44	42	--	--	--	--	--
2005-06	Houston	AHL	66	8	14	22	34	8	4	2	6	4
2006-07	Minnesota	NHL	11	0	1	1	0	--	--	--	--	--
	Houston	AHL	64	9	14	23	45	--	--	--	--	--
2007-08	Houston	AHL	79	21	20	41	47	4	0	2	2	0
2008-09	Nashville	NHL	79	17	18	35	29	--	--	--	--	--
2009-10	Nashville	NHL	71	13	21	34	18	6	2	2	4	2
<b>NHL TOTALS</b>			<b>161</b>	<b>30</b>	<b>40</b>	<b>70</b>	<b>47</b>	<b>6</b>	<b>2</b>	<b>2</b>	<b>4</b>	<b>2</b>
<b>PREDATORS TOTALS</b>			<b>150</b>	<b>30</b>	<b>39</b>	<b>69</b>	<b>47</b>	<b>6</b>	<b>2</b>	<b>2</b>	<b>4</b>	<b>2</b>

## STATISTICAL BREAKDOWN

Year	Team	PP	SH	GW	S	% +/-	TF	FW	F%	MIN	H	BS	SHOOTOUTS				
													S	G	%	GDG	
2006-07	MIN	0	0	0	12	0.0%	0	1	0	0.0%	7:42	17	3	0	0	.000	0
2008-09	NSH	3	2	2	133	12.8%	1	46	20	43.5%	16:00	65	69	0	0	.000	0
2009-10	NSH	3	1	1	134	9.7%	-5	81	31	38.3%	17:32	42	62	1	0	.000	0
<b>TOTALS</b>		<b>6</b>	<b>3</b>	<b>3</b>	<b>279</b>	<b>10.8%</b>	<b>-4</b>	<b>128</b>	<b>51</b>	<b>39.8%</b>	<b>16:07</b>	<b>124</b>	<b>134</b>	<b>1</b>	<b>0</b>	<b>.000</b>	<b>0</b>

## CAREER HIGHLIGHTS

- MOST GOALS, GAME:**  
2 - three times, last March 18, 2009 at Anaheim
- MOST ASSISTS, GAME:**  
2 - seven times, last April 3, 2010 at Detroit
- MOST POINTS, GAME:**  
3 - (1g-2a) Nov. 17, 2009 vs. San Jose
- MOST PIM, GAME:**  
5 - Nov. 6, 2008 at Calgary
- MOST SHOTS, GAME:**  
6 - March 31, 2009 at Columbus
- LONGEST GOAL-SCORING STREAK:**  
3 - three times, last (3g) Feb. 4-9, 2009
- LONGEST ASSIST STREAK:**  
3 - twice, last (5a) Dec. 15-19, 2009
- LONGEST POINT-SCORING STREAK:**  
4 - (2g-2a) March 28-April 3, 2009
- CAREER HAT TRICKS:**  
None
- CAREER PENALTY SHOTS:**  
None
- CAREER OVERTIME POINTS:**  
2 (2a)
- FIRST NHL GAME:**  
December 16, 2006 at Vancouver
- FIRST NHL GOAL:**  
Oct. 10, 2009 at St. Louis (Manny Legace)
- FIRST GAME AS A PREDATOR:**  
Oct. 10, 2009 at St. Louis
- FIRST GOAL AS A PREDATOR:**  
Oct. 10, 2009 at St. Louis (Manny Legace)



# SHEA WEBER

## SHEA WEBER

(SHAY WEHB-uhr)

### Defense

Shoots: Right

Height: 6-4

Weight: 234 lbs.

DOB: August 14, 1985

Sicamous, British

Columbia

Hometown:

Sicamous, British

Columbia

## ACQUIRED

June 22, 2003 –

Nashville's fourth choice, 49th overall (second round), in the 2003 NHL Entry Draft.

## VERSUS THE NHL

	GP	G	A	PTS	PIM
ANA	14	3	5	8	19
ATL	3	1	1	2	0
BOS	4	1	0	1	2
BUF	4	0	1	1	2
CGY	16	4	5	9	18
CAR	4	2	3	5	2
CHI	27	4	6	10	12
COL	16	3	6	9	13
CBJ	24	5	10	15	16
DAL	15	3	2	5	12
DET	30	4	8	12	33
EDM	15	7	6	13	18
FLA	4	1	1	2	2
LA	13	5	4	9	10
MIN	16	5	4	9	11
MTL	3	1	1	2	0
NSH	--	--	--	--	--
NJ	5	0	0	0	0
NYI	3	0	0	0	4
NYR	3	1	0	1	0
OTT	4	2	2	4	4
PHI	3	0	2	2	0
PHX	18	1	9	10	10
PIT	3	1	3	4	0
STL	31	4	9	13	29
S.J	15	2	7	9	13
T.B	3	0	1	1	5
TOR	3	1	1	2	0
VAN	17	2	3	5	28
WSH	4	1	2	3	4

**CAREER NOTES:** Was named the fifth captain in franchise history on July 8, 2010... Since the start of the 2006-07 season, he has 62 goals, which ranks second only to Washington's Mike Green (70) in goals by a NHL defenseman... Ranked second on the franchise's all-time goals by a defenseman list (62), and third in points at the position (162)... Tied for fourth on the franchise's power-play goals list (30).

**2009-10:** Tied for second among NHL defensemen in goals (16)... Also tied for fourth among League blueliners in power-play goals (7) and tied for fifth at the position in game-winning goals (3)... Finished seventh in voting for the Norris Trophy... Set a franchise record for road goals by a defenseman, in addition to leading all NHL d-men in the category (12)... Tied for 17th among d-men in points (43), and third among blueliners in shots (222)... Paced the team in power-play points (7g-13a-20pts)... One of only two NHL blueliners (along with Dallas' Stephane Robidas) with at least 40 points and 160 hits... Led the team in hits (165)... Ranked third on the team in blocked shots with a career high (106)... Was ranked as one of the NHL's Top 50 players by the following publications/websites in their season previews: *Sun Media* (No. 32), *The Hockey News* (No. 35), *Sportsnet* (No. 36), *Fanhouse.com* (No. 44) and *The Sporting News* (No. 32)... Rated the eighth-best defenseman in the NHL in *The Hockey News'* preseason preview... Voted the third-best shut-down defenseman in the League by his peers in a *Sport Illustrated* poll in April... Notched his 100th career assist on March 11 at San Jose... Played in his 300th NHL game on Feb. 12 at New Jersey... Missed four games due to injury... Won a gold medal with Team Canada at the 2010 Vancouver Olympics... Named to the Olympic All-Star Team after tying for second among all defensemen in points (2g-4a) and ranking second on the team in average ice time (20:37)... Posted a point in Canada's first six games of the tournament, and was one of just four d-men to register multiple goals in the tournament. **PLAYOFFS:** Played all six playoff games, leading the team in average ice time (24:26)... Led the team in blocked shots (14), and tied for the team lead in hits (18)... Notched multiple goals in a playoff series for the second time in his career, and is the only d-man in franchise history to do so... Tied for third on the franchise's all-time playoff points and goals lists (5g-7a-12pts).

**2008-09:** Set a franchise record for goals by a defenseman and tied for second among NHL blueliners in goals with a career high (23). It was also tied for the fourth-highest goal output by a d-man since the 1994-95 season... Tied for the second-highest point output by a d-man in club history, and tied for eighth among NHL defensemen with a career high (53)... Led Nashville, and ranked eighth among league blueliners in hits with a career high (192)... The NHL's only player to finish in the Top 10 among defensemen in both hits and points... Finished fourth in voting for the Norris Trophy and fifth in NHL All-Star Team voting... Ranked third among League d-men in shots with a career high (251)... Ranked second among club d-men, and fourth among Nashville skaters in assists with a career high (30)... Led the team in power-play goals (10), and tied for second in game-winning goals (4), both career highs... Ranked second on the club in average ice time (23:58)... Established a career high in games played (81)... Finished second on the club in penalty minutes with a career high (80)... Scored 10 goals in the club's first 20 games, making him the first NHL defenseman to reach double-figures in goals in a season so quickly since 1987-88 (Buffalo's Phil Housley, 15 games; Toronto's Al Iafate, 19 games)... Played in his first career All-Star Game on Jan. 25 in Montreal. Led the Western Conference in ice time (22:16) and was a +1 playing on a defensive pairing with Anaheim's Scott Niedermayer... His second try in the Hardest Shot Competition during All-Star Saturday's Skills Competition registered 103.4 mph, good for second to Boston's Zdeno Chara, and third all time... Named the NHL's Third Star of the Month of October after leading all NHL defensemen in scoring with 11 points (4g-7a) for the month and posting a +5 rating... Earned a silver medal with Canada at the 2009 World Championships in Switzerland... Named Best Defenseman of the World Championships by the directorate, Canada's top player by the tournament's coaches, and a Media All-Star... Led all defensemen and tied for third in tournament scoring (4g-8a-12pts)... Tied for the tournament lead among blueliners, and tied for fourth overall, in assists... Also ranked second among d-men in goals and finished third overall in power-play tallies (4)... Paced Team Canada in average ice time (24:02).

**2007-08:** Collected his first overtime goal/point on Feb. 16 vs. St. Louis... Missed 28 of the season's first 44 games due to injury. **PLAYOFFS:** Tied for the team lead in points



(1g-3a)... Registered points in three of the club's first four postseason games ... Led the team in hits (18).

**2006-07:** Established a career high in plus/minus rating (+13)... Led Nashville d-men in goals (17) and ranked second in rearguard scoring (40)... Led the team in hits (165)... Was one of six NHL defensemen with 17 or more goals... Tallied the first three two-goal games of his career in a 12-game span (Feb. 14-March 8)... Notched two assists and a +3 rating in the 2007 NHL YoungStars Game on Jan. 24 in Dallas... Missed three games due to injury... Won a gold medal with Canada at the 2007 World Championships in Russia and led his team in penalty minutes (31). **PLAYOFFS:** Tied for the team lead in assists (3) and shots (14)... Recorded two assists in Game One of the WCQ vs. Detroit.

**2005-06:** Led Nashville rookies in goals (2) and power-play goals (2)... Ranked 11th among NHL rookies with a +8 rating... Scored his first NHL goal and registered his first career multi-point game (1g-1a) at St. Louis on April 6... Opened the season with Milwaukee (AHL) and was recalled three times (Jan. 6-7, Jan. 13-20 and Feb. 6-May 1)... In 46 games with Milwaukee, he led club defensemen in goals (12) and power-play goals (9)... Led Milwaukee d-men in goals and points (6g-5a-11pts), and ranked second overall on the club in power-play goals (5) in the playoffs... **PLAYOFFS:** Scored his first career playoff goal in his first playoff game (April 21), becoming the first rookie in franchise history to tally in the postseason... Tied for second among NHL rookie blueliners, and tied for the team lead, with two postseason goals.

**AMATEUR:** Named runner-up for the WHL's 2004-05 Bill Hunter Memorial Trophy (defenseman of the year) and was named to the 2004-05 WHL West First All-Star Team... Named WHL Playoff MVP in 2005 after helping Kelowna capture its second championship in three years and clinch its third entry into the Memorial Cup in as many years... Won a gold medal with Canada at the 2005 World Junior Championships and tied for third in the tournament with a +10 rating... Helped Kelowna capture the CHL Memorial Cup in 2004 and was named to the tournament All-Star team... Led Kelowna and WHL defensemen in points (3g-14a-17pts) and assists in the 2004 WHL playoffs... Named to the WHL West Second All-Star Team in 2003-04 after leading the Rockets and tying for 11th in the WHL with a +23 rating... Also ranked second on Kelowna in power-play goals (8) and penalty minutes (126) in 2003-04... A member of the 2003 WHL Champion Kelowna Rockets... Finished second on Kelowna in penalty minutes (167) in 2002-03.

**BACKGROUND:** Nickname: "Webs"... Spends his summers in Kelowna, B.C.... Favorites include *Slapshot* (movie), *Dexter* (TV show), Nickelback (band/musician) and *The Life of Pi* by Yann Martel (book)... Rob Blake was his favorite player growing up... If he could be on any reality TV show, it would be *The Amazing Race*... Historical figure he would have most like to have met is John A. MacDonald... Enjoys Nashville for its small-town feel, friendly people and great hockey fans... Has a Great Dane/Bull Mastiff mix named Dug.

**TRANSACTIONS:** June 22, 2003 – Nashville's fourth choice, 49th overall (second round), in the 2003 NHL Entry Draft.





# SHEAWEBER



## STATISTICAL BREAKDOWN

Year	Team	PP	SH	GW	S	%	+/-	TF	FW	F%	MIN	H	BS	SHOOTOUTS			
														S	G	S%	GDG
2005-06	NSH	2	0	1	46	4.3%	8	0	0	0.0%	17:00	54	38	0	0	.000	0
2006-07	NSH	6	0	2	152	11.2%	13	0	0	0.0%	19:23	165	77	0	0	.000	0
2007-08	NSH	5	0	2	152	3.9%	-6	0	0	0.0%	19:29	115	44	0	0	.000	0
2008-09	NSH	10	1	4	251	9.2%	1	0	0	0.0%	23:58	192	95	0	0	.000	0
2009-10	NSH	7	0	3	222	7.2%	0	0	0	0.0%	23:10	165	106	1	0	.000	0
<b>TOTALS</b>		<b>30</b>	<b>1</b>	<b>12</b>	<b>823</b>	<b>7.8%</b>	<b>16</b>	<b>0</b>	<b>0</b>	<b>0.0%</b>	<b>21:16</b>	<b>691</b>	<b>360</b>	<b>1</b>	<b>0</b>	<b>.000</b>	<b>0</b>





## INTERNATIONAL RECORD

### CANADA

Year	Event	GP	G	A	PTS	PIM
2005	WJC	6	0	0	0	10
2007	WC	6	1	1	2	31
2009	WC	9	4	8	12	6
2010	Olympics	6	0	4	4	2

## CAREER HIGHLIGHTS

### MOST GOALS, GAME:

2 - six times, last Oct. 22, 2009 at Ottawa

### MOST ASSISTS, GAME:

3 - twice, last Dec. 29, 2009 at St. Louis

### MOST POINTS, GAME:

4 - (1g-3a) Oct. 18, 2008 vs. Columbus

### MOST PIM, GAME:

15 - Feb. 3, 2007 vs. Anaheim

### MOST SHOTS, GAME:

10 - twice, last Jan. 2, 2010 vs. Anaheim

### LONGEST GOAL-SCORING STREAK:

2 - 11 times, last (2g) April 3-7, 2010

### LONGEST ASSIST STREAK:

3 - six times, last (4a) Jan. 2-7, 2010

### LONGEST POINT-SCORING STREAK:

5 - (3g-3a) Feb. 21-March 3, 2009

### CAREER HAT TRICKS:

None

### CAREER PENALTY SHOTS:

None

### CAREER OVERTIME POINTS:

6 (3g-3a)

### FIRST NHL GAME:

Jan. 6, 2006 vs. Detroit

### FIRST NHL GOAL:

April 6, 2006 at St. Louis (Reinhard Divis)

### FIRST GAME AS A PREDATOR:

Jan. 6, 2006 vs. Detroit

### FIRST GOAL AS A PREDATOR:

April 6, 2006 at St. Louis (Reinhard Divis)

## CAREER RECORD

Season	Club	League	Regular Season					Playoffs				
			GP	G	A	PTS	PIM	GP	G	A	PTS	PIM
2001-02	Kelowna	WHL	5	0	0	0	0	--	--	--	--	--
2002-03	Kelowna	WHL	70	2	16	18	167	19	1	4	5	26
2003-04	Kelowna	WHL	60	12	20	32	126	17	3	14	17	16
2004-05	Kelowna	WHL	55	12	29	41	95	18	9	8	17	25
<b>2005-06</b>	Milwaukee	AHL	46	12	15	27	49	14	6	5	11	16
	Nashville	NHL	28	2	8	10	42	4	2	0	2	8
<b>2006-07</b>	Nashville	NHL	79	17	23	40	60	5	0	3	3	2
<b>2007-08</b>	Nashville	NHL	54	6	14	20	49	6	1	3	4	6
<b>2008-09</b>	Nashville	NHL	81	23	30	53	80	--	--	--	--	--
<b>2009-10</b>	Nashville	NHL	78	16	27	43	36	6	2	1	3	4
	<b>NHL/PREDATORS TOTALS</b>		<b>320</b>	<b>64</b>	<b>102</b>	<b>166</b>	<b>267</b>	<b>21</b>	<b>5</b>	<b>7</b>	<b>12</b>	<b>20</b>



# COLIN WILSON

## COLIN WILSON

(KAH-ih-n WIHL-suhn)

Center

Shoots: Left

Height: 6-1

Weight: 214 lbs.

DOB: October 20, 1989

Greenwich,  
Connecticut

Hometown: Winnipeg,  
Manitoba

## ACQUIRED

Nashville's first choice, seventh overall (first round), in 2008 Entry Draft.

## VERSUS THE NHL

	GP	G	A	PTS	PIM
ANA	1	0	0	0	0
ATL	1	1	0	1	0
BOS	1	1	0	1	0
BUF	0	0	0	0	0
CGY	0	0	0	0	0
CAR	0	0	0	0	0
CHI	3	0	0	0	0
COL	0	0	0	0	0
CBJ	1	0	1	1	0
DAL	3	0	0	0	0
DET	3	0	0	0	0
EDM	2	1	0	1	0
FLA	1	0	1	1	0
LA	3	1	0	1	0
MIN	2	1	1	2	0
MTL	0	0	0	0	0
NSH	--	--	--	--	--
NJ	1	0	1	1	0
NYI	1	0	0	0	0
NYR	1	1	0	1	0
OTT	1	0	1	1	0
PHI	1	0	0	0	0
PHX	2	0	0	0	2
PIT	1	0	0	0	0
STL	3	1	0	1	5
S.J	1	1	1	2	0
T.B	0	0	0	0	0
TOR	0	0	0	0	0
VAN	1	0	1	1	0
WSH	1	0	0	0	0

**2009-10:** Split his first professional season between Nashville (35 games) and Milwaukee (40 games)... Started the season with Nashville, posting two points (1g-1a) in his first 10 career games, then notched 13 points (7g-6a) in 25 games during his first career recall from Feb. 9 through the end of the season, including eight points (4g-4a) in an eight-game span from March 7-20... Three of his eight goals were game winners... Notched the first multi-point game of his career on March 9 at San Jose (1g-1a)... Scored his first career NHL goal on Oct. 21 at Boston and followed it up with his first career assist the following night at Ottawa... Became the fourth-youngest player (19 years, 357 days) in franchise history upon making his NHL debut on Oct. 12 vs. Edmonton... Missed 11 NHL games due to injury... Tied for fourth among AHL rookies in points per game (minimum 20 games, .85)... Notched 29 points (10g-19a) in his final 22 AHL games after posting five points (3g-2a) in his first 18 games... Named AHL Rookie of the Month for January after amassing 20 points (7g-13a) in 17 games during the month. **PLAYOFFS:** Appeared in all six of the club's playoff games, posting his first career playoff point/assist in Game Six.


**AMATEUR:** The 2009 USA Hockey College Player of the Year, and the *Inside College Hockey* 2009 Player of the Year... One of three Hobey Baker "Hat Trick" Finalists in 2008-09 after finishing second in the nation in both points (55) and assists (38)... Helped BU win the 2009 NCAA National Championship... Named to the 2009 Frozen Four All-Tournament Team after posting five points (2g-3a) in four NCAA Tournament games... A 2009 First-Team East All-America selection and First-Team All-Hockey

East... 2009 Hockey East Scoring Champion... Named Team USA's Most Outstanding Player at the 2009 World Junior Championships after tying for eighth in the tournament, with nine points (3g-6a) in six games... The lone college player on Team USA at the 2009 World Championships in Switzerland... Became the fifth player in Boston University history to be named Hockey East Rookie of the Year in 2007-08 after posting 35 points (13g-22a) in 37 games... Tied for the goal-scoring lead at 2008 World Junior Championships and ranked second on Team USA in points... Played in both the 2006 and 2007 Under-18 World Championships, winning a gold medal in 2006 and tying for the tournament scoring lead (5g-7a), while leading Team USA to a silver medal, in 2007... Led the U.S. Under-18 National Team Development Program in assists (45) in 2006-07.

**BACKGROUND:** Nickname: "Willy"... His dad, Carey, played 12 seasons in the NHL for Calgary, Hartford and N.Y. Rangers and is now a doctor... His grandfather, Gerry, had a brief stint in the NHL with the Montreal Canadiens and later was the Winnipeg Jets team doctor... Works closely with Believe in the Goal Foundation... Favorites include Johnny Cash, Justin Bieber and Kings of Leon (musicians), *Ray* (movie), tennis (sport other than hockey) and chili (food)... If he could be on any reality show, it would be *Jersey Shore*... If he could go golfing with any three people, they would be Jeremy Roenick, Jessica Biel and Andy Roddick.

**TRANSACTIONS:** June 20, 2008 – Nashville's first choice, seventh overall (first round), in 2008 Entry Draft.

# 33



## INTERNATIONAL RECORD

### UNITED STATES

Year	Event	GP	G	A	PTS	PIM
2006	U-18 WC	6	0	1	1	8
2007	U-18 WC	7	5	7	12	4
2008	WJC	6	6	1	7	4
2009	WJC	6	3	6	9	4
	WC	9	0	2	2	2

## CAREER HIGHLIGHTS

- MOST GOALS, GAME:**  
1 - eight times, last April 1, 2010 vs. St. Louis
- MOST ASSISTS, GAME:**  
1 - seven times, last March 29, 2010 at Florida
- MOST POINTS, GAME:**  
2 - twice, last (1g-1a) March 18, 2010 vs. Minnesota
- MOST PIM, GAME:**  
5 - April 1, 2010 vs. St. Louis
- MOST SHOTS, GAME:**  
4 - three times, last March 27, 2010 vs. Detroit
- LONGEST GOAL-SCORING STREAK:**  
2 - (2g) March 9-11, 2010
- LONGEST ASSIST STREAK:**  
2 - (2a) March 18-20, 2010
- LONGEST POINT-SCORING STREAK:**  
3 - (2g-2a) March 7-11, 2010
- CAREER HAT TRICKS:**  
None
- CAREER PENALTY SHOTS:**  
None
- CAREER OVERTIME POINTS:**  
1 (1a)
- FIRST NHL GAME:**  
Oct. 12, 2009 vs. Edmonton
- FIRST NHL GOAL:**  
Oct. 21, 2009 at Boston (Tim Thomas)
- FIRST GAME AS A PREDATOR:**  
Oct. 12, 2009 vs. Edmonton
- FIRST GOAL AS A PREDATOR:**  
Oct. 21, 2009 at Boston (Tim Thomas)

## CAREER RECORD

Season	Club	League	Regular Season					Playoffs				
			GP	G	A	PTS	PIM	GP	G	A	PTS	PIM
2005-06	USNTDP	U-17	15	9	7	16	2	--	--	--	--	--
	USNTDP	U-18	16	2	4	6	8	--	--	--	--	--
	USNTDP	NAHL	34	10	11	21	10	2	0	0	0	2
2006-07	USNTDP	U-18	58	32	45	77	53	--	--	--	--	--
2007-08	Boston University	H-East	37	12	23	35	22	--	--	--	--	--
2008-09	Boston University	H-East	43	17	38	55	52	--	--	--	--	--
2009-10	Milwaukee	AHL	40	13	21	34	19	--	--	--	--	--
	Nashville	NHL	35	8	7	15	7	6	0	1	1	0
<b>NHL/PREDATORS TOTALS</b>			<b>35</b>	<b>8</b>	<b>7</b>	<b>15</b>	<b>7</b>	<b>6</b>	<b>0</b>	<b>1</b>	<b>1</b>	<b>0</b>

## STATISTICAL BREAKDOWN

Year	Team	PP	SH	GW	S	% +/-	TF	FW	F%	MIN	H	BS	SHOOTOUTS				
													S	G	S%	GDG	
2009-10	NSH	1	0	3	58	13.8%	-2	124	62	50.0%	15:09	21	11	1	0	.000	0
<b>TOTALS</b>		<b>1</b>	<b>0</b>	<b>3</b>	<b>58</b>	<b>13.8%</b>	<b>-2</b>	<b>124</b>	<b>62</b>	<b>50.0%</b>	<b>15:09</b>	<b>21</b>	<b>11</b>	<b>1</b>	<b>0</b>	<b>.000</b>	<b>0</b>

# THE PLAYERS

## IN THE SYSTEM

Amateur

European Pro/Amateur

Professional



CENTER

### STANISLAVBALAN

(STAHN-ihs-lahv BAH-lehn)

Shoots left. • 6-2, 161 lbs. • Born, Hodonin, Czech Republic, January 30, 1986.  
(Nashville's eighth choice, 209th overall (seventh round), in 2004 Entry Draft).

**CAREER NOTES:** Played his fourth consecutive season with HC Zlin (Czech Republic) in 2009-10... Posted Czech League highs in points (16) and assists (11) in 2009-10... Also ranked second on Zlin in penalty minutes (85) in 2009-10... Ranked fourth on Zlin in penalty minutes (61) in 2008-09... Also appeared in five games with Dukla Jihlava (Czech Republic-2) in 2008-09, posting seven points (4g-3a)... Played his only season in North America with the Portland Winter Hawks (WHL) in 2005-06. Ranked third on the team in penalty minutes (102), and tied for third on the club in playoff assists (4)... Led Zlin's junior team in penalty minutes (131) and finished second on the club in assists (13) in 2004-05... Made his debut in the Czech Extraleague in 2003-04 after spending most of the season with Zlin's junior team... Helped the Czech Republic to a bronze medal at the 2004 World U-18 Championships, notching two assists in seven games.

Season	Club	League	Regular Season					Playoffs				
			GP	G	A	PTS	PIM	GP	G	A	PTS	PIM
2003-04	HC Zlin Jr.	CzRep-Jr.	53	23	33	56	122	5	2	0	2	31
	HC Hame Zlin	CzRep	4	1	0	1	2	--	--	--	--	--
2004-05	HC Zlin Jr.	CzRep-Jr.	37	10	13	23	131	2	0	0	0	2
	SHK Hodonin	CzRep-3	5	3	2	5	20	--	--	--	--	--
2005-06	Portland	WHL	67	14	23	37	102	12	1	4	5	18
2006-07	HC Hame Zlin	CzRep	44	4	3	7	48	5	0	0	0	2
	SK Slavia Trebic	CzRep-2	7	3	2	5	12	--	--	--	--	--
2007-08	RI Okna Zlin	CzRep	46	2	6	8	46	8	2	0	2	8
	HC Prostejov	CzRep-2	2	1	0	1	2	--	--	--	--	--
2008-09	RI Okna Zlin	CzRep	46	5	3	8	61	4	0	0	0	0
	HC Dukla Jihlava	CzRep-2	5	4	3	7	4	--	--	--	--	--
2009-10	PSG Zlin	CzRep	52	5	11	16	85	6	0	2	2	4



LEFT WING

### TAYLORBECK

(TAY-luhr BEHK)

Shoots right. • 6-2, 205 lbs. • Born, St. Catharines, Ont., May 13, 1991.  
(Nashville's fourth choice, 70th overall (third round), in the 2009 Entry Draft).

**CAREER NOTES:** Winner of the 2010 Jim Mahon Memorial Trophy as the OHL's top scoring right wing after tying for fourth in the Ontario Hockey League in points (39g-54a-93pts) with the Guelph Storm in 2009-10... Also ranked ninth in the League in goals and 10th in assists in 2009-10... Tied for sixth among 2009-10 AHL skaters in power-play goals (16)... Named a 2009-10 OHL Second-Team All-Star... Guelph's nominee for the 2009-10 Red Tilson Trophy given to the OHL's Most Outstanding Player... Received the third-most votes in the 2010 Western Conference coaches' poll for "Most Dangerous Player in the Goal Area"... Notched an assist for the Western Conference in the 2010 OHL All-Star Classic... Paced the 2009-10 Storm in plus/minus rating (+19)... Named Canadian Hockey League Player of the Week and Boston Pizza OHL Player of the Week for Jan. 11-17, 2010 after posting seven points (3g-4a) in a pair of games... Tied for the team lead in goals (3), and ranked third in points (6) during the 2010 OHL Playoffs... Ranked fourth on Guelph (OHL) in both points (58) and assists (36) in 2008-09... Also tied for fourth on the Storm in goals (22) in 2008-09... Played in the 2009 CHL Top Prospects Game, where he scored the game-winning goal for Team Orr... Finished second among Guelph rookies in points (21), goals (7) and assists (14) in 2007-08... Won a gold medal with Team Ontario at the 2008 World U-18 Challenge on a team that also included Predators prospect Ryan Ellis... Teammate of Michael Latta, who the Predators selected two picks after him in the 2009 Entry Draft... His father, Stan, played minor league baseball for the Boston Red Sox and his uncle, Jim Douglas, played on Canada's soccer team at the 1976 Olympics in Montreal.

Season	Club	League	Regular Season					Playoffs				
			GP	G	A	PTS	PIM	GP	G	A	PTS	PIM
2007-08	Guelph	OHL	56	7	14	21	43	7	0	0	0	4
2008-09	Guelph	OHL	67	22	36	58	36	4	0	0	0	2
2009-10	Guelph	OHL	61	39	54	93	54	5	3	3	6	2



# THE PLAYERS

## IN THE SYSTEM



### JONATHONBLUM

(JAWN-ah-thuhn BLUHM)

Shoots right. • 6-1, 192 lbs. • Born, Long Beach, Calif., January 30, 1989.  
(Nashville's first choice, 23rd overall (first round), in 2007 Entry Draft).

#### DEFENSE

**CAREER NOTES:** Played his first professional season with Milwaukee (AHL) in 2009-10, ranking third among AHL rookie defensemen in points (11g-30a-41pts) and goals, and tied for second in power-play points (6g-14a-20pts)... Tied for first on the Ads in power-play goals (6) and ranked second on the club in man-advantage assists (14)... Also ranked third among first-year blueliners, and tied for second on the 2009-10 Admirals, in plus/minus rating (+17)... The only Admiral to suit up

for all 80 of the team's 2009-10 regular season contests... Tied for the team lead in assists (7), and ranked second on Milwaukee in points (1g-7a) during 2010 Calder Cup Playoffs... Ranked third among defensemen in points per game (1.14) during the 2010 Calder Cup Playoffs... Finished his junior career as the Vancouver Giants' (WHL) all-time leader in defensive scoring, in addition to ranking third overall on the franchise's scoring list with 204 points (49g-155a) in 248 regular season games and 42 points (14g-28a) in 67 postseason contests from 2005-09. During his tenure, the team claimed four division titles, two conference titles, a WHL Championship and a Memorial Cup Championship... Named the 2009 Canadian Hockey League Jack Link's Defenseman of the Year... Won the 2009 Bill Hunter Memorial Trophy as the WHL's defenseman of the year and was named a 2009 First-Team WHL Western Conference All-Star... Captained the Giants to their best season in franchise history in 2008-09... Finished third among WHL blueliners in points (66) and assists (50), and tied for fourth in goals (16) in 2008-09 despite missing 19 regular-season games... Also ranked fourth among all WHL skaters in plus/minus rating (+53) and 10th in power-play assists (25)... Captained Team USA at the 2009 World Junior Championships... Tied for third among tournament defensemen in goals (2), and tied for ninth among blueliners in points (4) at the World Junior Championships... Led Vancouver, ranked second among league defensemen and tied for ninth overall in scoring (7g-11a-18pts) in 17 games during the 2009 WHL Playoffs... Paced all blueliners in 2009 playoff goals (7)... Tied for first among all skaters in 2009 playoff power-play goals (6), and tied for fifth overall in power-play assists (6)... Appeared in five 2009 Calder Cup Playoff games with Milwaukee (AHL), making his professional debut in Game Two of the West Division Finals vs. Houston... Ranked second among WHL defensemen in points (63) and assists (45) in 2007-08... Also ranked third in goals (18) and sixth in plus/minus rating (+27) among league blueliners... Tied for ninth in the WHL power-play assists (26) in 2007-08... Named a 2008 WHL Western Conference Second-Team All-Star... Tied for first on Vancouver in assists, ranked second in points and power-play goals (12) and was tops among club d-men in goals... Played for the U.S. at the 2008 World Junior Championships... Captured the Memorial Cup with Vancouver (WHL) in 2007... Ranked seventh among WHL defensemen and first among draft-eligible d-men with 51 points (8g-43a) in 2006-07... Led the WHL with a +37 rating in 2006-07... Helped Vancouver capture the WHL championship in 2006... Finished second among all 16-year-old WHL blueliners in 2005-06 with 24 points (7g-17a)... Played for the U.S. U-18 team at the 2006 Junior World Cup, capturing a silver medal... Played for the California Wave prior to playing in the WHL... The first California-born and raised player to be selected in the first round of the NHL Entry Draft.

Season	Club	League	Regular Season					Playoffs				
			GP	G	A	PTS	PIM	GP	G	A	PTS	PIM
2004-05	California	Cal-Am	55	15	50	65	65	--	--	--	--	--
2005-06	Vancouver	WHL	61	7	17	24	25	18	1	7	8	16
2006-07	Vancouver	WHL	72	8	43	51	48	22	3	6	9	8
2007-08	Vancouver	WHL	64	18	45	63	44	10	3	4	7	10
2008-09	Vancouver	WHL	51	16	50	66	30	17	7	11	18	6
	Milwaukee	AHL	--	--	--	--	--	5	0	0	0	0
2009-10	Milwaukee	AHL	80	11	30	41	32	7	1	7	8	0



### GABRIELBOURQUE

(gah-BREE-ehl BOHRK)

Shoots left. • 5-10, 193 lbs. • Born, Rimouski, Que., September 23, 1990.  
(Nashville's ninth choice, 132nd overall (fifth round), in the 2009 Entry Draft)

#### LEFT WING

**CAREER NOTES:** Split the 2009-10 season between Baie-Comeau and Moncton (QMJHL)... Helped Moncton with the 2010 President's Trophy as QMJHL Champions and advance to the 2010 Memorial Cup... Awarded the 2010 Guy Lafleur Trophy as playoffs MVP after pacing all skaters in goals (19) and ranking third in points (29) in 21 games during the postseason... Also tied for first in the 2010 postseason in game-winning goals (4), ranked second in plus/minus rating (+19), and tied for third in power-play goals (5)... Notched five multi-goal games

in the 2010 QMJHL Playoffs, including a four-goal performance in second round, and another hat trick in Game One of the Finals... Named CHL Player of the Week for April 26-May 2, 2010 after scoring five goals in a pair of games... One of just five QMJHL skaters to post at least 50 points (16g-36a-52pts) and 90 penalty minutes (98) in 2009-10... Played for Team QMJHL in the 2009 Subway Super Series, notching three points (2g-1a), including both game winners, in two games... Earned a silver medal with Canada at the 2010 World Championships... Tied a Team Canada record for points in a World Junior Championship game with seven (3g-4a) in the nation's opening-game win over Latvia... Tied for seventh at the 2010 WJC in assists (6) and tied for 11th in points (9)... Ranked third on Baie-Comeau in points (61), goals (22), assists (39) and penalty minutes (82) in 2008-09... Captained the Drakkar in 2008-09... One of just eight players in the QMJHL to post at least 60 points and 80 penalty minutes in 2008-09... Tied for the Drakkar team lead in game-winning goals (3) in 2008-09... Ranked second on Baie-Comeau in power-play goals (11) in 2008-09... Participated in 2009 Canada's National Junior Team Development Camp... Led all Baie-Comeau rookies in points (28), goals (10) and assists (18) in 2007-08.

Season	Club	League	Regular Season					Playoffs				
			GP	G	A	PTS	PIM	GP	G	A	PTS	PIM
2007-08	Baie-Comeau	QMJHL	65	10	18	28	38	5	0	0	0	0
2008-09	Baie-Comeau	QMJHL	60	22	39	61	82	5	0	2	2	16
2009-10	Baie-Comeau	QMJHL	30	13	25	38	61	--	--	--	--	--
	Moncton	QMJHL	25	3	11	14	37	24	19	10	29	20

# THE PLAYERS

## IN THE SYSTEM

Amateur

European Pro/Amateur

Professional



RIGHT WING

### ZACHBUDISH

(ZAK BOO-dihsh)

Shoots right. • 6-3, 221 lbs. • Born, Edina, Minn., May 9, 1991.  
(Nashville's second choice, 41st overall (second round), in the 2009 Entry Draft).

**CAREER NOTES:** Expected to play his sophomore season at the University of Minnesota in 2010-11... Took part in the 2009 and 2010 USA Hockey National Junior Evaluation Camps... Played in all 39 of Minnesota's games during his freshman season in 2009-10... Ranked second on the 2009-10 Golden Gophers in penalty minutes (45)... Paced UM in face-off winning percentage in 2009-10 (57.2%)... The Gophers posted a 9-1-1 record when he registered a point vs. a 9-18-1 record when he didn't reach the scoresheet in 2009-10... Named Red Baron

WCHA Rookie of the Week twice in a three-week span after posting three points (1g-2a) in two games Jan. 15-16, 2010, then notching five points (2g-3a) in a pair of games Jan. 29-30, 2010... Missed the 2008-09 Minnesota High School season due to a torn ACL sustained while playing football... Prior to his injury, played 15 games in the Minnesota High School Elite League for Team Southwest, posting 27 points (14g-13a)... Voted 2007-08 Edina High School MVP, helping the team to the 2008 Class AA championship game... A 2008 Associated Press First-Team All-State selection... Led the Hornets in assists (37) and ranked second on the club in points (63) and goals (26) in 2007-08... 2008 Classic Lake All-Conference selection in both hockey and football... Participated in both the U-17 and U-18 Five Nations tournaments in the Czech Republic... His father, Kim, played football at the University of Minnesota from 1972-73.

Season	Club	League	Regular Season					Playoffs				
			GP	G	A	PTS	PIM	GP	G	A	PTS	PIM
2006-07	Edina H.S.	USHS-MN	31	22	25	47	n/a	--	--	--	--	--
2007-08	Edina H.S.	USHS-MN	30	26	37	63	n/a	--	--	--	--	--
2008-09	Southwest	UMHSEL	15	14	13	27	12	--	--	--	--	--
2009-10	U. of Minnesota	WCHA	39	7	10	17	45	--	--	--	--	--



GOALTENDER

### MARKDEKANICH

(MAHRK DEH-kuh-nihtch)

Catches left. • 6-2, 190 lbs. • Born, North Vancouver, B.C., May 10, 1986.  
(Nashville's third choice, 146th overall (fifth round), in 2006 Entry Draft).

**CAREER NOTES:** Ranked fifth among AHL goaltenders in goals-against average (2.33), tied for fifth in shutouts (4) and tied for eighth in wins (27) during his second professional season with Milwaukee in 2009-10... Also ranked ninth in the League in appearances (49) and minutes (2,804) in 2009-10... Named Reebok AHL Goaltender of the Month for February 2010 after posting a 5-1-0 record, a 1.07 goals-against average, a .959 save percentage and a pair of shutouts during the month... Assigned to Cincinnati (ECHL) for a pair of games Dec. 4-5, 2009, and posted a 2-0-0 record with a 0.48 goals-

against average, a .981 save percentage and a shutout, earning him Reebok ECHL Goaltender of the Week honors. Went a perfect 5-0-0 for the rest of December upon returning to the Admirals... Made his Calder Cup Playoffs debut in Game One of Milwaukee's opening round series with Chicago, and posted a shutout in Game Three of the series... Ranked second in the AHL in goals-against average (2.09) and fifth in save percentage (.923) during his rookie season with Milwaukee in 2008-09... Allowed two goals or fewer in 24 of his 30 games played in 2008-09... Posted a 6-1-0 record during December 2008 with a 1.31 goals-against average and a .947 save percentage... Finished his career as Colgate's all-time leader in games played (118), saves (3,071), save percentage (.923), shutouts (11), and ties (16)... Also broke school single-season records for games played (41), minutes played (2388:53), saves (1,043) and shutouts (6) in 2007-08... Ranked second in the ECAC and 13th in college hockey in goals-against average (2.16) and save percentage (.924) in 2007-08... Honored as Colgate's 2008 Male Athlete of the Year, and received the Director of Athletics Award... Named the team's Best Defensive Player and received the Coaches' Award... Named 2008 Third-Team All-ECAC... One of ten finalists for the 2008 Lowe's Senior CLASS Award presented to a senior who exemplifies excellence on and off the ice. Also named to the organization's All-Senior All-America first team... Earned a spot on the ECAC Hockey all-academic team... Compiled a shutout streak of 217:16 in early February 2008, which ranked seventh in NCAA history and set a conference record... Ranked second in save percentage (.923), third in games played (36), fifth in wins (15) and fifth in goals-against average (2.33) in the ECAC in 2006-07... Was selected to the All-ECAC Second Team, earned a spot on the ECAC All-Academic Team and was named Colgate's Best Defensive Player in 2006-07... Received the Ken Dryden Award as the ECAC Goaltender of the Year in 2005-06 after starting 36 of Colgate's 39 games as a sophomore... Named to the 2005-06 All-ECAC First Team... Led the ECAC in 2005-06 with a .924 save percentage... Named the ECAC Best Player of the first half (2005-06) by The College Hockey News... Appeared in five games with Colgate as a freshman in 2004-05... Played for the Coquitlam Express of the BCHL prior to attending Colgate University.

Season	Club	League	Regular Season							Playoffs							
			GP	W	L	O/T	Mins.	GA	SO	Avg.	GP	W	L	Mins.	GA	SO	Avg.
2003-04	Coquitlam	BCHL	30	13	15	1	1647	89	2	3.24	--	--	--	--	--	--	--
2004-05	Colgate	ECAC	5	1	1	0	162	5	0	1.85	--	--	--	--	--	--	--
2005-06	Colgate	ECAC	36	18	11	6	2126	81	4	2.29	--	--	--	--	--	--	--
2006-07	Colgate	ECAC	36	15	17	4	2136	83	1	2.33	--	--	--	--	--	--	--
2007-08	Colgate	ECAC	41	18	16	6	2389	86	6	2.16	--	--	--	--	--	--	--
2008-09	Milwaukee	AHL	30	15	10	2	1663	58	1	2.09	--	--	--	--	--	--	--
2009-10	Milwaukee	AHL	49	27	16	4	2804	109	4	2.33	7	3	4	408	19	1	2.79
	Cincinnati	ECHL	2	2	0	0	125	1	1	0.48	--	--	--	--	--	--	--

# THE PLAYERS

## IN THE SYSTEM



### ROBERTDIETRICH

(RAW-buhrT DEET-rihkh)

Shoots right. • 5-10, 178 lbs. • Born, Ordzhonikidze, Kazakhstan, July 25, 1986.  
(Nashville's eighth choice, 174th overall (sixth round), in 2007 Entry Draft).

#### DEFENSE

**CAREER NOTES:** Will spend the 2010-11 season with Adler Mannheim (Germany)... Tied for the AHL defenseman lead, and for fourth among all skaters, in power-play assists (24) in 2009-10... Tied for sixth among AHL d-men in helpers (37) in 2009-10... Led the 2009-10 Milwaukee Admirals in assists and power-play assists, and ranked second on the team in points (43)... Helped Germany to a fourth-place finish at the 2010 World Championships, the nation's best performance at the tournament in 72 years... Ranked second on the Germans in average ice time at the 2010 Worlds (19:17)...

Played his first season in North America with Milwaukee in 2008-09... Ranked third among 2008-09 Admiral blueliners in power-play points (2g-8a)... Ranked fifth on the club in shootout attempts (6) and tied for fourth in shootout goals (2) in 2008-09... Led the team in assists (7) and tied for second on the club in 2009 Calder Cup Playoff scoring (8)... Also tied for third on the Admirals in 2009 postseason plus/minus rating (+7)... Played nine games with the German League's DEG (Dusseldorf) Metro Stars in 2007-08, missing the majority of the season with a broken leg... Appeared in 13 postseason games in 2008 during the Metro Stars' run to the conference finals... Played for Germany at the 2007 World Championships... Played his first full season in the German Elite League with Dusseldorf in 2006-07... Captured a league championship with Straubing (German-2) in 2006... Represented Germany at the World Junior Championships in 2006 and 2005... A teammate of fellow Nashville defenseman Alexander Sulzer with the German League's DEG (Dusseldorf) Metro Stars from 2005-07.

Season	Club	League	Regular Season					Playoffs				
			GP	G	A	PTS	PIM	GP	G	A	PTS	PIM
2004-05	ETC Crimmitschau	Germany-2	45	3	14	17	34	10	0	0	0	6
2005-06	Dusseldorf	Germany	4	0	0	0	2	--	--	--	--	--
	EHC Straubing	Germany-2	46	5	3	8	55	15	0	1	1	8
2006-07	Dusseldorf	Germany	52	3	19	22	28	9	2	4	6	22
2007-08	Dusseldorf	Germany	9	1	1	2	12	13	1	2	3	4
2008-09	Milwaukee	AHL	63	4	15	19	32	11	1	7	8	2
2009-10	Milwaukee	AHL	79	6	37	43	28	2	0	1	1	2



### MATTIASEKHOLM

(mat-TEE-uhs EHk-hohlm)

Shoots left. • 6-4, 204 lbs. • Born, Borlange, Sweden, May 24, 1990.  
(Nashville's seventh choice, 102nd overall (fourth round), in the 2009 Entry Draft).

#### DEFENSE

**CAREER NOTES:** Expected to play his first season with Brynas of the Swedish Elite League in 2010-11... Led all junior players in Sweden's second division (Allsvenskan) in assists (21), and ranked fourth among junior skaters in points (22) with Mora in 2009-10... Ranked sixth among Allsvenskan defensemen in assists, and tied for ninth in points at the position in 2009-10... Tied for the 2009-10 Mora team lead in penalty minutes (54) and ranked second among club blueliners in plus/minus rating (+10)... Earned a bronze medal while representing

Sweden at the 2010 World Junior Championships... Tied for the 2010 WJC lead with a +10 rating... Split the 2008-09 season between Mora's senior and junior teams, combining for 21 points (5g-16a) in 59 games... Played the majority of both the 2007-08 and 2006-07 seasons with Mora's junior team... Played for Sweden at the 2008 U-18 World Championships, notching a goal in six games... Won a gold medal with Sweden at the 2008 Ivan Hlinka Memorial Tournament.

Season	Club	League	Regular Season					Playoffs				
			GP	G	A	PTS	PIM	GP	G	A	PTS	PIM
2006-07	Mora U-18	Sweden-U18	5	2	2	4	6	--	--	--	--	--
	Mora Jr.	Sweden-Jr.	36	0	4	4	28	2	0	0	0	0
2007-08	Mora U-18	Sweden-U18	9	4	5	9	12	--	--	--	--	--
	Mora Jr.	Sweden-Jr.	37	5	7	12	54	--	--	--	--	--
2008-09	Mora Jr.	Sweden-2	1	0	0	0	0	6	0	0	0	2
	Mora Jr.	Sweden-Jr.	21	3	5	8	32	--	--	--	--	--
2009-10	Mora	Sweden-2	38	2	11	13	12	3	0	0	0	4
	Mora	Sweden-2	41	1	21	22	54	2	0	0	0	6

# THE PLAYERS IN THE SYSTEM

Amateur

European Pro/Amateur

Professional



## RYANELLIS

(RIGH-uhn EHL-ihs)

Shoots right. • 5-10, 186 lbs. • Born, Hamilton, Ont., January 3, 1991.  
(Nashville's first choice, 11th overall (first round), in the 2009 Entry Draft).

### DEFENSE

**CAREER NOTES:** Won the Memorial Cup with the Windsor Spitfires for the second consecutive season in 2009-10... Tied for the 2010 Memorial Cup lead in assists (5), and ranked second among tournament defensemen in points (5a)... Posted a game-high three assists and +4 rating in Windsor's 9-1 victory over Brandon (WHL) in the finals, the largest margin of victory in a Memorial Cup Final since 1973... Named a 2010 Second-Team OHL All-Star... Voted the 2010 OHL Western Conference's Best Offensive Defenseman and player with the best shot, in addition to finishing second in voting in the

Smartest Player and Hardest Shot categories in the annual coaches' poll... Served as captain for the Western Conference at the 2010 OHL All-Star Classic and for Team OHL in the 2009 Subway Super Series... Ranked fourth among OHL defensemen in points (12g-49a-61pts) and tied for third in assists in 2009-10... Paced OHL blueliners in points per game (1.27) and assists per game (1.02) in 2009-10... Tied for third among 2009-10 d-men in power-play goals, and finished 11th among all OHL skaters in assists and power-play assists (26)... Tied for sixth in 2009-10 OHL regular season plus/minus rating (+39)... Named OHL Defenseman of the Month for February 2010... Helped Windsor win the Robertson Cup as OHL Champions for the second consecutive season in 2009-10... Posted points in 16-of-19 OHL Playoff games, tying for second among all skaters, and ranking first among defensemen in points (3g-30a-33pts)... Paced all skaters in assists and power-play assists (13) during the 2010 OHL postseason... Tied for fourth in plus/minus rating during the 2010 OHL Playoffs (+13)... Earned a silver medal while participating in his second World Junior Championships tournament in 2010... Tied for fourth in the 2010 WJC in assists (7), and finished second in defenseman scoring (8)... Helped Windsor win the 2009 Memorial Cup and OHL title... Named to the 2009 Memorial Cup All-Star Team... Led all defensemen and ranked fourth overall in OHL playoff scoring (31) and led all skaters in assists (23)... Won the 2009 Max Kaminsky Trophy as the OHL's most outstanding defenseman... Voted the 2009 OHL Western Conference's Smartest Player, Best Offensive Defenseman and player with the hardest shot in the annual coaches' poll... Led all OHL defensemen in points (89), goals (22) and assists (67) in 2008-09... Also ranked seventh among all OHL skaters in points, led the league in assists, and ranked second in plus/minus rating (+52)... Participated in the 2009 OHL All-Star Classic and the 2008 ADT Canada/Russia Challenge... Posted an assist and a game-best +3 rating at the 2009 CHL Top Prospects Game... Named OHL Defenseman of the Month in October 2008, February 2009 and March 2009... Won a gold medal with Canada at the 2009 World Junior Championships, posting seven points (1g-6a) in six games... Was the youngest defenseman to play for Canada since Jay Bouwmeester in 2001, and was one of just three draft-eligible players on the 2009 team... Named to the 2008 OHL All-Rookie Team after tying for third among OHL blueliners, and ranking fourth among all rookies in points (15g-48a-63pts) in 2007-08... Also ranked second among first-year players in assists... 2008 Bobby Smith Award winner as the OHL's scholastic player of the year... Won gold medals with Canada at both the 2008 U-18 World Championships and the 2008 Ivan Hlinka Memorial Tournament... Was a tournament all-star and claimed gold at the 2008 World Under-17 Hockey Challenge with Team Ontario.

Season	Club	League	Regular Season					Playoffs				
			GP	G	A	PTS	PIM	GP	G	A	PTS	PIM
2007-08	Windsor	OHL	63	15	48	63	51	5	2	3	5	2
2008-09	Windsor	OHL	57	22	67	89	57	26	11	24	35	24
2009-10	Windsor	OHL	48	12	49	61	38	23	3	35	38	20



## MATELLISON

(MAT EHL-ih-suhn)

Shoots right. • 6-0, 192 lbs. • Born, Duncan, B.C., December 8, 1983.  
(Acquired from Philadelphia for future considerations on June 4, 2007).


### CENTER

**CAREER NOTES:** Expected to spend the 2010-11 season with Nizhny Novgorod (KHL)... Helped HC MVD (KHL) advance to Game Seven of the 2010 Gaгарin Cup Finals in his lone season with the team... Tied for the MVD team lead in points (16g-18a-34pts) in 2009-10, while ranking second in goals, power-play goals (7) and penalty minutes (102)... Played his first season in the KHL with Dynamo Riga (Latvia) in 2008-09... Tied for the Riga team lead in assists (22), and ranked third in both points (37) and goals (15) in 2008-09... Ranked second on Milwaukee (AHL) in points (58) and goals (26) in 2007-08... Paced the Admirals in game-winning goals (6) and shootout goals (5) in 2007-08... Tied for second on the club in power-play assists (16) and ranked third on the Admirals in shots (196) in 2007-08... Ranked second on the 2006-07 Philadelphia Phantoms (AHL) in points (12g-27a-39pts) and assists... Acquired by Philadelphia along with a third-round choice in the 2006 NHL Entry Draft (traded to Montreal; Montreal selected Ryan White) from Chicago for Patrick Sharp and Eric Meloche on Dec. 5, 2005... Scored his first NHL goal on Oct. 15, 2005 at San Jose... Led Norfolk (AHL) in assists (37) in 2004-05... Made his NHL debut with Chicago on Feb. 1, 2004 at Montreal and appeared in 10 NHL games during his rookie pro season of 2003-04... Played one WHL season (2002-03) with Red Deer and was named to the WHL East Second All-Star Team and earned WHL Rookie of the Year and Canadian Hockey League Rookie of the Year honors... Chicago's fourth choice, 128th overall (fourth round), in the 2002 NHL Entry Draft... Played three seasons (1999-2002) with Cowichan Valley (BCHL) and led the BCHL in scoring (42g-75a-117pts) and assists in 2001-02.

Season	Club	League	Regular Season					Playoffs				
			GP	G	A	PTS	PIM	GP	G	A	PTS	PIM
2002-03	Red Deer	WHL	72	40	56	96	80	22	7	13	20	28
2003-04	Chicago	NHL	10	0	1	1	0	--	--	--	--	--
	Norfolk	AHL	71	14	21	35	115	7	0	1	1	4
2004-05	Norfolk	AHL	71	14	37	51	44	5	0	1	1	2
2005-06	Chicago	NHL	26	3	9	12	17	--	--	--	--	--
	Philadelphia	NHL	5	0	1	1	2	--	--	--	--	--
	Philadelphia	AHL	48	12	13	25	35	--	--	--	--	--
2006-07	Philadelphia	AHL	62	12	27	39	43	--	--	--	--	--
	Philadelphia	NHL	2	0	0	0	0	--	--	--	--	--
2007-08	Milwaukee	AHL	75	26	32	58	55	5	0	0	0	2
2008-09	Dynamo Riga	KHL	55	15	22	37	84	3	0	1	1	0
2009-10	HC MVD	KHL	52	16	18	34	102	--	--	--	--	--
	NHL TOTALS		43	3	11	14	19					

# THE PLAYERS

## IN THE SYSTEM



### ATTEENGRN

(AH-tay EHN-grehn)

Catches left. • 6-1, 186 lbs. • Born, Rauma, Finland, February 19, 1988.  
(Nashville's ninth choice, 204th overall (seventh round), in 2007 Entry Draft).

#### GOALTENDER

**CAREER NOTES:** Received the Urpo Ylonen Trophy as the Finnish Elite League's best goaltender in 2009-10... Won the 2010 Finnish Elite League title with TPS Turku in his first full season in Finland's highest division... Ranked fourth in the Finnish League in save percentage (.921) and ninth in wins (21) in 2009-10... Ranked second in the 2010 playoffs in wins, posting a 7-1 record... Also ranked fourth in 2010 postseason goals-against average (1.82) and fifth in save percentage (.936)... Registered a shutout in six appearances with TPS Turku (Finland) during his first season in the club's system in 2008-09... Also saw action with the TPS Jr. Team (Finland Jr.) and K-Vantaa (Finland-2), going 6-3-0 in nine combined starts in 2008-09... Played the majority of the 2007-08 season with Lukko of the Finnish Junior League, but also appeared in games for Lukko's Elite League team and Hokki of the second division... Ranked 10th in the Finnish Junior League in save percentage in 2007-08 (.907)... Won a silver medal with Finland at the 2006 U-18 World Championships.

Season	Club	League	Regular Season							Playoffs							
			GP	W	L	O/T	Mins.	GA	SO	Avg.	GP	W	L	Mins.	GA	SO	Avg.
2004-05	Lukko U-18	Finland-U18	10	--	--	--	603	22	0	2.19	--	--	--	--	--	--	--
2005-06	Lukko U-18	Finland-U18	16	--	--	--	966	44	0	2.73	--	--	--	--	--	--	
	Lukko Jr.	Finland-Jr.	11	--	--	--	637	30	0	2.83	9	--	--	509	27	0	3.18
2006-07	Lukko Jr.	Finland-Jr.	38	--	--	--	2277	115	1	3.03	--	--	--	--	--	--	
	Suomi U-20	Finland-2	2	--	--	--	100	7	0	4.20	--	--	--	--	--	--	
2007-08	Lukko Jr.	Finland-Jr.	31	14	13	--	1791	89	1	2.98	2	2	0	120	3	0	1.50
	Kajaanin Hokki	Finland-2	1	0	0	0	15	4	0	15.70	--	--	--	--	--	--	
	Lukko	Finland	1	0	1	0	59	3	0	3.05	--	--	--	--	--	--	
2008-09	TPS Turku	Finland	6	1	1	4	317	17	1	3.22	--	--	--	--	--	--	
	K-Vantaa	Finland-2	5	3	2	0	264	9	0	2.05	--	--	--	--	--	--	
	TPS Turku Jr.	Finland-Jr.	4	3	1	0	240	11	0	2.75	--	--	--	--	--	--	
2009-10	TPS Turku	Finland	35	15	31	1	1777	78	2	2.63	8	7	1	494	15	1	1.82
	TuTo	Finland-2	1	1	0	0	60	1	0	1.00	--	--	--	--	--	--	



### RYANFLYNN

(RIGH-uhn FLIHN)

Shoots right. • 6-3, 211 lbs. • Born, St. Paul, Minn., March 22, 1988.  
(Nashville's fourth choice, 176th overall (sixth round), in 2006 Entry Draft).

#### RIGHT WING

**CAREER NOTES:** Served as team captain and played in 38 of the University of Minnesota's 39 games in 2009-10... Led Golden Gopher forwards and ranked second on the team in plus/minus rating (+5)... A 2010 WCHA and Big Ten Conference All-Academic team selection... Signed a two-year contract with Nashville on April 2, 2010, and appeared in two regular-season games, and one playoff contest for Milwaukee (AHL)... Ranked second on the club in penalty minutes (62), and was one of three Gophers to appear in all 37 games for U.M. in 2008-09... Also served as an alternate captain during his junior season... Helped Minnesota to their NCAA-record 32nd national tournament berth in 2007-08... Ranked fourth on the Golden Gophers in penalty minutes (51) in 2007-08... Played for the U.S. at the 2008 World Junior Championships... Led Team USA and finished fourth in the tournament in penalty minutes (16)... Tied for the Minnesota team lead in penalty minutes (58) in 2006-07... Spent two seasons with the U.S. National Team Development program in 2004-05 (U-17) and 2005-06 (U-18)... Captured the gold medal with Team USA at the 2006 World U-18 Championships... Helped Team USA take first place at the 2005 Four Nations Cup in Rochester, N.Y.... Posted five points (2g-3a) in five games for Team USA at the 2005 World Under-17 Challenge... Attended Centennial High School in Circle Pines, Minn., helping the Cougars capture the 2003-04 state championship... Earned North Suburban All-Conference honors and an all-state honorable mention from the St. Paul Pioneer Press in 2003-04.

Season	Club	League	Regular Season					Playoffs				
			GP	G	A	PTS	PIM	GP	G	A	PTS	PIM
2003-04	Centennial	USHS-MN	30	29	39	68	--	--	--	--	--	--
2004-05	USNTDP	U-17	14	4	5	9	12	--	--	--	--	--
	USNTDP	NAHL	41	11	8	19	31	9	2	4	6	7
2005-06	USNTDP	U-18	42	10	12	22	57	--	--	--	--	--
	USNTDP	NAHL	17	6	5	11	20	--	--	--	--	--
2006-07	U. of Minnesota	WCHA	43	5	8	13	58	--	--	--	--	--
2007-08	U. of Minnesota	WCHA	38	4	11	15	51	--	--	--	--	--
2008-09	U. of Minnesota	WCHA	37	6	13	19	62	--	--	--	--	--
2009-10	U. of Minnesota	WCHA	38	2	8	10	36	--	--	--	--	--
	Milwaukee	AHL	2	0	0	0	0	1	0	0	0	0

# THE PLAYERS

## IN THE SYSTEM

Amateur

European Pro/Amateur

Professional



### JEFFREY FOSS

(JEHF-ree FAWS)

Shoots right. • 6-2, 206 lbs. • Born, Fargo, N.D., December 12, 1988.  
(Nashville's fifth choice, 166th overall (sixth round), in 2008 Entry Draft).

DEFENSE

**CAREER NOTES:** Expected to play his senior season at Rensselaer Polytechnic Institute (ECAC) in 2010-11... Has appeared in 116 consecutive games over the past three seasons for R.P.I... Ranked second among R.P.I. defensemen in assists (7), and third in points (9) during his junior season in 2009-10... An ECAC All-Academic selection in both his freshman and sophomore seasons... Finished second among R.P.I. defensemen in points (11) and assists (9) in 2008-09... Also ranked third on the Engineers in penalty minutes (58) during his sophomore season... Played four seasons at Moorhead (Minn.) High School (2003-07) before joining Sioux Falls (USHL) at the end of the 2006-07 season... Helped Sioux Falls to the 2007 Clark Cup Championship... A mechanical engineering major, whose father and grandfather are also engineers.

Season	Club	League	Regular Season					Playoffs				
			GP	G	A	PTS	PIM	GP	G	A	PTS	PIM
2006-07	Moorhead	USHS-MN	26	15	31	46	28	--	--	--	--	--
	Sioux Falls	USHL	11	0	1	1	10	4	0	1	1	2
	Team Great Plains	UMWEHL	12	3	13	16	--	--	--	--	--	
2007-08	R.P.I.	ECAC	38	1	3	4	28	--	--	--	--	
2008-09	R.P.I.	ECAC	39	2	9	11	58	--	--	--	--	
2009-10	R.P.I.	ECAC	39	2	7	9	32	--	--	--	--	



### DANGENDUR

(DAN JEHN-duhr)

Shoots right. • 5-11, 190 lbs. • Born, Vancouver, B.C., May 21, 1987.  
(Acquired from Vancouver along with defenseman Shane O'Brien for forward Jonas Andersson and defenseman Ryan Parent on October 5, 2010).

RIGHT WING

**CAREER NOTES:** Split the 2009-10 season between Victoria and Johnstown (ECHL), posting 12 points (2g-10a) in 29 games... Began his first professional season with Manitoba (AHL) before being assigned to Victoria after 10 games in 2008-09... Ranked third on the 2008-09 Salmon Kings in penalty minutes (97) and fifth in assists (29)... Represented Victoria at 2009 ECHL All-Star Game and won fastest skater competition with time of 13.816 seconds (faster than any time in NHL or AHL competitions that year)... Posted 144 points (55g-89a) and 229 penalty minutes in 200 Western Hockey League games with Prince George and Everett from 2004-08... Named 2007-08 Everett Silvertips Team MVP after pacing the club in goals, assists, points (29g-55a-84pts) and plus/minus rating (+14)... A 2008 WHL Western Conference Second Team selection... Finished eighth in 2007-08 WHL points and fourth in assists... Ranked fourth on the 2006-07 Silvertips in goals (22) and fifth in both points and assists (27) after an early season trade from Prince George... Vancouver's sixth choice, 206th overall (seventh round) in the 2007 Entry Draft.

Season	Club	League	Regular Season					Playoffs				
			GP	G	A	PTS	PIM	GP	G	A	PTS	PIM
2003-04	Cowichan Valley	BCHL	17	3	8	11	22	1	0	0	0	0
2004-05	Prince George	WHL	60	2	6	8	75	--	--	--	--	--
2005-06	Prince George	WHL	19	2	1	3	24	--	--	--	--	--
2006-07	Prince George	WHL	13	2	5	7	18	--	--	--	--	--
	Everett	WHL	48	20	22	42	44	12	4	4	8	8
2007-08	Everett	WHL	60	29	55	84	68	4	1	2	3	8
2008-09	Manitoba	AHL	10	1	0	1	2	--	--	--	--	--
	Victoria	ECHL	52	9	29	38	97	2	1	2	3	0
2009-10	Victoria	ECHL	8	0	4	4	6	--	--	--	--	--
	Johnstown	ECHL	21	2	6	8	8	--	--	--	--	--

# THE PLAYERS

## IN THE SYSTEM



CENTER

### BLAKE GEOFFRION

(BLAYK JEHF-ree-ohn)

Shoots left. • 6-1, 194 lbs. • Born, Plantation, Fla., February 3, 1988.  
(Nashville's first choice, 56th overall (second round), in 2006 Entry Draft).

**CAREER NOTES:** Became the first Tennessee native to sign an NHL contract on June 15, 2010... Won the 30th annual Hobey Baker Memorial Award as college hockey's most outstanding player while helping his Wisconsin Badgers to the NCAA National Championship Game during his senior season in 2009-10... The first University of Wisconsin player to win the Hobey Baker... Named 2010 USA Hockey College Player of the Year... Served as tri-captain of the Badgers during his senior season... Also garnered 2010 player of the year honors from *USCHO.com* and *InsideCollegeHockey.com*... Named a 2010 First-Team West All-American and a 2010 First-Team WCHA All-Star... Led the nation in power-play goals (15), and ranked third in the NCAA in goals (28) in 2009-10... Ranked second in the Western Collegiate Hockey Association in points (50) in 2009-10... Named MVP of the West Regional after posting five points (2g-3a) in a pair of victories, helping UW advance to the 2010 Frozen Four... Won the 2010 Spike Carlson Award as UW's team MVP... Named 2009-2010 UW Male Athlete of the Year... Nominated for a 2010 ESPY Award as Male College Athlete of the Year... Graduated from UW with a bachelor's degree in consumer affairs... Scored on 22.2 percent of his shots and won 58.2 percent of his face-off attempts in 2009-10... Signed an Amateur Tryout Agreement with Milwaukee (AHL) on April 16, 2010 and made his professional debut with the Admirals that night in Game Two of the team's Calder Cup Playoff series with Chicago. Scored a pair of goals in his second AHL playoff game the following night... Ranked first on the club in power-play goals (10), and tied for the team lead in goals (15) and shots (112) with Wisconsin in 2008-09... Also ranked fourth on the Badgers in points (28) and third in penalty minutes (73)... Third on UW in points (30), second in assists (20) and tied for fourth in goals (10) in 2007-08... Also tied for the team lead in penalty minutes (52) and plus/minus rating (+11) in 2007-08... Represented the U.S. at the 2008 World Junior Championships... Captured a bronze medal with Team USA at the 2007 World Junior Championships in Sweden... A member of the U.S. U-17 team in 2004-05 and the U.S. U-18 team that captured the gold medal at the 2006 U-18 World Championships... Helped Team USA to a first-place finish at the 2005 Four Nations Cup in Rochester, N.Y.... Played for Culver (Ind.) Academy in 2003-04... His father Danny, grandfather Bernie (Boom Boom) and great grandfather Howie Morenz all played in the NHL. His grandfather and great grandfather are members of the Hockey Hall of Fame... Raised in Brentwood, Tenn., and grew up playing in the Nashville Youth Hockey League... Became the first NYHL product and Nashville product to be drafted in the NHL Entry Draft.

Season	Club	League	Regular Season					Playoffs				
			GP	G	A	PTS	PIM	GP	G	A	PTS	PIM
2004-05	USNTDP	U-17	11	2	3	5	24	--	--	--	--	--
	USNTDP	NAHL	37	7	15	22	62	10	2	5	7	23
2005-06	USNTDP	U-18	41	12	14	26	38	--	--	--	--	--
	USNTDP	NAHL	13	6	9	15	30	--	--	--	--	--
2006-07	U. of Wisconsin	WCHA	36	2	4	6	62	--	--	--	--	--
2007-08	U. of Wisconsin	WCHA	36	10	20	30	52	--	--	--	--	--
2008-09	U. of Wisconsin	WCHA	35	15	13	28	73	--	--	--	--	--
2009-10	U. of Wisconsin	WCHA	40	28	22	50	56	--	--	--	--	--
	Milwaukee	AHL	--	--	--	--	--	3	2	0	2	0



LEFT WING

### KONSTANTIN GLAZACHEV

(kawn-stuhn-TIHN GLAH-zuh-chehiv)

Shoots right. • 6-0, 186 lbs. • Born, Arkhangelsk, Russia, February 18, 1985.  
(Nashville's second choice, 35th overall (second round), in 2003 Entry Draft).

**CAREER NOTES:** Expected to play his first season with Dynamo Minsk (KHL) in 2010-11... Ranked second on Barys Astana (KHL) in goals (16), and third in points (33) in his second campaign with the club in 2009-10... Also tied for second on Astana in power-play goals (5) and ranked second in shots (143) in 2009-10... Tied for seventh in the KHL in goals (28) and ranked ninth in points (52) with Barys Astana in 2008-09. Also tied for first on Barys in goals and ranked second on the club in points... Led the team in postseason goals (3) during the 2009 Gagarin Cup Playoffs... Played his first full Russian Super League season with Metallurg Novokuznetsk in 2007-08... Played for Russia at the 2003 U-18 World Championships, posting five points (2g-3a) in six games and earning a bronze medal... Made his Russian Hockey League debut in 2002-03 with the league champions, Lokomotiv Yaroslavl.

Season	Club	League	Regular Season					Playoffs				
			GP	G	A	PTS	PIM	GP	G	A	PTS	PIM
2003-04	Yaroslavl	Russia	35	4	3	7	4	2	0	0	0	0
	Yaroslavl 2	Russia-3	9	6	5	11	8	--	--	--	--	--
2004-05	Sibir Novosibirsk	Russia	24	4	9	13	6	--	--	--	--	--
	Yaroslavl	Russia	9	0	3	3	2	--	--	--	--	--
2005-06	Yaroslavl 2	Russia-3	20	17	9	26	14	--	--	--	--	--
	Yaroslavl	Russia	29	7	4	11	8	9	0	2	2	0
2006-07	Yaroslavl	Russia	15	4	1	5	10	--	--	--	--	--
	Yaroslavl 2	Russia-3	4	2	5	7	0	--	--	--	--	--
2007-08	Amur Khabarovsk	Russia	22	4	7	11	14	--	--	--	--	--
2007-08	Metallurg Novokuznetsk	Russia	50	7	9	16	10	--	--	--	--	--
2008-09	Barys Astana	KHL	56	28	24	52	30	3	3	0	3	2
2009-10	Barys Astana	KHL	42	16	17	33	18	2	0	0	0	0

# THE PLAYERS IN THE SYSTEM

Amateur

European Pro/Amateur

Professional



## MATTHALISCHUK

(mat HUH-lihs-chuhk)

Shoots right. • 6-0, 186 lbs. • Born, Toronto, Ont., June 1, 1988.  
(Acquired from New Jersey along with a second-round selection in the 2011 Entry Draft for forward Jason Arnott on June 19, 2010).

RIGHT WING

**CAREER NOTES:** Suited up for 20 of New Jersey's first 26 games of 2009-10, before being reassigned to Lowell (AHL) for the remainder of the season on Dec. 5. Posted seven points (3g-4a) in his first four AHL games of the season... Scored his first NHL goal on netminder Jose Theodore in a 5-2 Devils victory vs. Washington on Nov. 14, 2009... Ranked third among Lowell forwards in plus/minus rating (+6) in 2009-10... Posted an assist in his NHL debut on Oct. 29, 2008 in his hometown of Toronto... Helped Kitchener (OHL) win the OHL title and reach the Memorial Cup in 2007-08... Named a 2007-08 First-Team OHL All-Star... Ranked 11th in the Ontario Hockey League in points per game (1.475) with Kitchener in 2007-08... Voted the Most Sportsmanlike Player of the 2008 Memorial Cup... Ranked second in goals (5) and points (9) at the 2008 Memorial Cup... Tied for the OHL lead in goals (16), game-winning goals (5) and power-play goals (8) during the 2008 playoffs, and ranked fourth in points (32)... Also tied for fifth in 2008 postseason assists (16) and tied for sixth in postseason power-play helpers (7)... Participated in the 2007 Subway Super Series... Scored the overtime game-winning goal in the Gold Medal Game of the 2008 World Junior Championships, helping Canada top Sweden, 3-2. Posted four points (1g-3a) in seven tournament games... Ranked second on the 2006-07 Kitchener Rangers in goals (33) and points (62)... Tied for 10th in the OHL in shorthanded markers (4) in 2006-07... Played for Team Ontario at the 2005 World U-17 Hockey Challenge.

Season	Club	League	Regular Season					Playoffs				
			GP	G	A	PTS	PIM	GP	G	A	PTS	PIM
2004-05	St. Michael's	OHL	30	3	3	6	4	--	--	--	--	--
	St. Michael's	OPJHL	17	5	11	16	8	32	10	15	25	4
2005-06	St. Michael's	OHL	61	13	18	31	16	4	1	1	2	0
2006-07	Kitchener	OHL	67	33	33	66	20	9	4	1	5	10
2007-08	Kitchener	OHL	40	13	46	59	16	25	21	20	41	0
2008-09	Lowell	AHL	47	14	15	29	10	--	--	--	--	--
	New Jersey	NHL	1	0	1	1	0	--	--	--	--	--
2009-10	Lowell	AHL	32	11	11	22	2	1	0	0	0	0
	New Jersey	NHL	20	1	1	2	2	--	--	--	--	--
	NHL TOTALS		21	1	2	3	2	0	0	0	0	0



## AARON JOHNSON

(AIR-ruh JAWN-suhn)

Shoots left. • 6-1, 208 lbs. • Born, Port Hawkesbury, N.S., April 30, 1983.  
(Signed as a free agent on August 31, 2010).

DEFENSE

**CAREER NOTES:** Split the 2009-10 season between Calgary and Edmonton, posting a career high in goals (4) and tying a personal best in points (10)... Also averaged a career high 15:39 of ice time in 2009-10... Acquired by Calgary from Edmonton on March 3, 2010 along with a third-round pick, for Steve Staios... Posted five points (3g-2a) in his first nine games upon joining the Oilers (March 5-21)... Appeared in his 200th career NHL contest on Dec. 23, 2009 vs. St. Louis... Acquired by Calgary from Chicago for Kyle Greentree on Oct. 7, 2009... Ranked third among Chicago defensemen with a career high +19 in 2008-09... Set career highs in games played (61), points (10), assists (7), penalty minutes (38), shots (52), hits (65) and blocked shots (41) in 2006-07 with Columbus... Ranked second on the 2005-06 Blue Jackets in plus/minus rating (+9)... Ranked second among 2005-06 Syracuse Crunch (AHL) defensemen in points (5g-24a-29pts), power-play points (4g-15a-19pts) and penalty minutes per game (2.49) despite playing only 49 games... Led the Crunch is assists (3) during the 2006 postseason and tied for second in points (4)... Ranked second among Crunch defensemen in points (23), assists (17) and penalty minutes (140) during his lone full AHL campaign in 2004-05... Scored his first NHL goal on Feb. 11, 2004 vs. Los Angeles (Roman Cechmanek)... Made his NHL debut on Dec. 2, 2003 vs. Anaheim, and notched his first career point/assist two nights later against Nashville... Posted 195 points (40g-155a) in 252 QMJHL games from 1999-2003... Split the 2002-03 between Rimouski and Quebec (QMJHL), ranking second among league defensemen in assists (51), and third at the position in points (61)... Played in 2003 Memorial Cup with the host team, Quebec... Ranked fourth among QMJHL blueliners in points (17g-49a-66pts), tied for second in assists and ranked sixth in plus/minus rating (+28), with Rimouski in 2001-02... Helped Rimouski win the 2000 Memorial Cup... Columbus' fourth selection, 85th overall (third round), in the 2001 Entry Draft.

Season	Club	League	Regular Season					Playoffs				
			GP	G	A	PTS	PIM	GP	G	A	PTS	PIM
1999-00	Rimouski	QMJHL	63	1	14	15	57	8	0	0	0	0
2000-01	Rimouski	QMJHL	64	12	41	53	128	11	2	4	6	35
2001-02	Rimouski	QMJHL	68	17	49	66	172	7	1	2	3	12
2002-03	Rimouski	QMJHL	25	4	20	24	41	--	--	--	--	--
	Quebec	QMJHL	32	6	31	37	41	11	4	4	8	25
2003-04	Syracuse	AHL	49	6	15	21	83	7	2	3	5	27
	Columbus	NHL	29	2	6	8	32	--	--	--	--	--
2004-05	Syracuse	AHL	77	6	17	23	140	--	--	--	--	--
2005-06	Syracuse	AHL	49	5	24	29	122	6	1	3	4	19
	Columbus	NHL	26	2	6	8	23	--	--	--	--	--
2006-07	Columbus	NHL	61	3	7	10	38	--	--	--	--	--
2007-08	N.Y. Islanders	NHL	30	0	2	2	30	--	--	--	--	--
	Bridgeport	AHL	2	0	0	0	0	--	--	--	--	--
2008-09	Rockford	AHL	2	0	1	1	4	--	--	--	--	--
	Chicago	NHL	38	3	5	8	33	--	--	--	--	--
	Calgary	NHL	22	1	2	3	19	--	--	--	--	--
2009-10	Edmonton	NHL	19	3	4	7	16	--	--	--	--	--
	NHL TOTALS		225	14	32	46	191	--	--	--	--	--



# THE PLAYERS IN THE SYSTEM



## ROMAN JOSI

(ROH-man YO-see)

Shoots left. • 6-2, 198 lbs. • Born, Bern, Switzerland, June 1, 1990.  
(Nashville's third choice, 38th overall (second round), in 2008 Entry Draft).

### DEFENSE

**CAREER NOTES:** Expected to play his first season in North America in 2010-11... Helped SC Bern win both the Swiss League regular season and playoff titles in 2009-10... Paced all blueliners, and tied for fourth overall, in goals (6) during the 2010 playoffs... Ranked second among defensemen, and tied for ninth among all skaters, in points (13) in Bern's run to the 2010 NLA Playoff title... Also fourth among d-men in postseason assists (7)... Led all blueliners, and tied for second overall, in game-winning goals during the 2010 playoffs

(2)... Limited to 26 of Bern's 50 regular-season games in 2009-10 due to various injuries... Ranked second among Swiss blueliners in points per game (.81) during the 2009-10 regular season... Started the 2009-10 campaign with 16 points (7g-9a) in his first 13 outings... Named to the Swiss team for the 2010 Olympic Games, but did not participate due to injury... Led Swiss defensemen in points (1g-2a-3pts) and plus/minus rating (+3) in seven games at the 2010 World Championships... Played in Switzerland's first four games at the 2010 World Junior Championships, notching three points (1g-2a), before being sidelined due to injury... Led all Swiss League junior players (under-20) in points (7), goals (17) and assists (24) in 2008-09... Also ranked second among SC Bern defensemen points, goals and assists, helping it to the 2008-09 regular-season title... Notched a goal in four games during 2009 Champions League play... Named Top Defenseman at the 2009 Division I World Junior Championships, which Switzerland won to earn promotion to the top division in 2010... Tied for first among blueliners in goals (3) and ranked second among defensemen in scoring (4) at the DI World Junior tournament... Appeared in all six of Switzerland's contests at the 2009 World Championships... The youngest player on the Swiss roster, and third-youngest player overall, at the 2009 World Championships... One of just four 17-year-olds to play in Switzerland's top division with SC Bern in 2007-08... Ranked fifth among Swiss League junior players (under-20) in points (8) and assists (6) in 2007-08... Represented Switzerland at both the World Junior Championships and the Under-18 World Championships in 2007 and 2008... Tied for the Swiss team lead in points (1g-4a) and tied for fourth in assists among tournament defensemen at the 2008 Under-18 World Championships.

Season	Club	League	Regular Season					Playoffs				
			GP	G	A	PTS	PIM	GP	G	A	PTS	PIM
2006-07	Bern Jr.	Swiss-Jr.	33	14	16	30	28	14	1	3	4	2
	Switzerland U-20	Swiss-2	5	1	1	2	2	--	--	--	--	--
2007-08	Bern	Swiss	3	0	1	1	0	--	--	--	--	
	Bern	Swiss	35	2	6	8	10	6	0	0	0	0
	Neuchâtel	Swiss-2	3	2	0	2	4	--	--	--	--	
2008-09	Switzerland U-20	Swiss-2	2	0	1	1	0	--	--	--	--	
	Bern	Swiss	42	7	17	24	16	6	0	0	0	2
2009-10	Bern	Swiss	26	9	12	21	12	15	6	7	13	8



## LINUS KLASÉN

(LIH-nuhs KLAH-sehn)

Shoots left. • 5-8, 184 lbs. • Born, Stockholm, Sweden, February 19, 1986.  
(Signed as a free agent on April 20, 2010).

### LEFT WING

**CAREER NOTES:** Tied for fifth in the Swedish Elite League in points (51), and ranked ninth in goals (19) with Sodertälje in 2009-10... Led Sodertälje in goals, assists (32) and points in 2009-10... Ranked third on the team in 2010 postseason points (4g-4a-8pts)... Paced Sodertälje in goals (14) and ranked second on the team in points (29) in 2008-09... Also tied for the team lead in power-play goals in 2008-09 (5)... Finalist for Swedish Elite League Rookie of the Year in 2007-08... Led Sodertälje in assists (20) and tied for the team lead in points (34) in

2007-08... Also ranked second on the team in goals (14) in 2007-08... Finished the 2006-07 campaign tied for second in points (16g-34a-50pts) playing for Huddeinge in Sweden's second division (Allsvenskan)... Also tied for third in the Allsvenskan in assists in 2006-07... Posted a tournament-best 13 points (3g-10a) in the 2007 postseason... Helped Huddeinge earn a promotion to the Allsvenskan in 2005-06 by notching a postseason tournament-best 13 points (2g-11a) in eight games... Led Sweden's third division in points (22g-40a-62pts), and tied for second in assists with Huddeinge in 2005-06... Started the 2004-05 season with the USHL's Lincoln Stars, before returning to his homeland in January... Ranked second in Sweden's U-18 second division in assists (12), and tied for sixth in points (20) in 2003-04... Helped Huddeinge's U-18 squad win a second-division silver medal in 2002... His father, Robert, was drummer for the band "Noise," which was popular in Sweden during the 1980s.

Season	Club	League	Regular Season					Playoffs				
			GP	G	A	PTS	PIM	GP	G	A	PTS	PIM
2003-04	Huddeinge U-18	Sweden-2 (U18)	11	8	12	20	14	--	--	--	--	--
	Huddeinge Jr.	Sweden-Jr.	21	3	2	5	6	2	0	0	0	6
2004-05	Huddeinge Jr.	Sweden-Jr.	9	4	5	9	27	3	0	2	2	0
	Huddeinge	Sweden-2	2	0	0	0	0	--	--	--	--	--
2005-06	Lincoln	USHL	26	7	9	16	13	--	--	--	--	--
	Huddeinge Jr.	Sweden-Jr.	8	3	6	9	29	--	--	--	--	--
	Huddeinge	Sweden-3	35	22	40	62	36	8	2	11	13	2
2006-07	Huddeinge	Sweden-2	44	16	34	50	28	8	3	10	13	2
2007-08	Sodertälje	Sweden	52	14	20	34	24	--	--	--	--	--
	Sodertälje Jr.	Sweden-Jr.	1	0	2	2	0	--	--	--	--	--
2008-09	Sodertälje	Sweden	53	14	15	29	8	9	2	3	5	0
2009-10	Sodertälje	Sweden	51	19	32	51	20	10	4	4	8	4


# THE PLAYERS

## IN THE SYSTEM

Amateur

European Pro/Amateur

Professional



### DENISKULYASH

(DIHN-ihs KOO-lee-ahsh)

Shoots left. • 6-4, 199 lbs. • Born, Omsk, Russia, May 31, 1983.  
(Nashville's ninth choice, 243rd overall (eighth round), in 2004 Entry Draft).

DEFENSE

**CAREER NOTES:** Split the 2009-10 season between CSKA Moscow and Avangard Omsk (KHL)... Ranked second among KHL defensemen in goals (12) in 2009-10... Led CSKA blueliners in points (21) at the time of his trade to Omsk, and paced all d-men on his new team in cumulative points (23)... Represented Russia for the fifth time in the European Hockey Tour in 2009-10, posting three points (1g-2a) in six games... Ranked second among KHL defensemen in goals (16) with CSKA Moscow in 2008-09... Led CSKA blueliners in goals and points (26) while playing in all 56 games in 2008-09... Scored a goal in the inaugural KHL All-Star Game in January 2009... Tied for the team lead in goals (2) and led CSKA defenders in postseason points (3) during the 2009 Gagarin Cup Playoffs... Tied for third among Russian Super League defensemen in goals (9) in 2007-08... Led CSKA Moscow defensemen in goals and finished second in assists (12) and points (21) in 2007-08... Ranked fourth on the club in penalty minutes (79) in 2007-08... Played his first season with CSKA Moscow in 2007-08 after spending the previous two seasons with cross-town rival Dynamo Moscow... Played for Russia at the 2006 World Championships and was on Russia's 2006 Olympic team, but did not participate due to injury... Led Dynamo in goals (12) and penalty minutes (117) in 2005-06, and led team backliners in scoring (12g-5a-17pts)... Ranked second among Russian league defensemen in goals in 2005-06.

Season	Club	League	Regular Season					Playoffs				
			GP	G	A	PTS	PIM	GP	G	A	PTS	PIM
2004-05	CSKA Moscow	Russia	59	8	10	18	58	--	--	--	--	--
2005-06	Dynamo Moscow	Russia	44	12	5	17	117	4	0	2	2	6
2006-07	Dynamo Moscow	Russia	48	3	9	12	58	2	0	0	0	2
2007-08	CSKA Moscow	Russia	53	9	13	22	79	6	1	1	2	34
2008-09	CSKA Moscow	KHL	56	16	10	26	62	8	2	1	3	20
2009-10	CSKA Moscow	KHL	35	11	10	21	34	--	--	--	--	--
	Avangard Omsk	KHL	6	1	1	2	6	3	0	0	0	4



### TEEMULAAKSO

(TEE-moo LACK-soh)

Shoots right. • 6-1, 190 lbs. • Born, Tuusula, Finland, August 27, 1987.  
(Nashville's second choice, 78th overall (third round), in 2005 Entry Draft).

DEFENSE

**CAREER NOTES:** Started the 2009-10 season with Nashville, playing in the team's first seven games... Made his NHL debut on Oct. 3, 2009 at Dallas... Assigned to Milwaukee on Oct. 20, 2009. Limited to 46 AHL games with Milwaukee in his second North American season due to injury... Ranked third among Admiral blueliners in plus/minus (+12) in 2009-10... Posted seven (2g-5a) of his 13 points (4g-9a) in the final six games of 2009-10... Played in all seven of Milwaukee's 2010 Calder Cup Playoff games, posting three points (1g-2a), good for third among Ads d-men... Missed the final 33 games of the 2008-09 regular season, and all 11 playoff games, due to injury... At the time of his injury, ranked fifth on the Admirals, and second among club defensemen, in penalty minutes (50)... Played his third full season with HIFK Helsinki in the Finnish Elite League in 2007-08, tying for the team lead among blueliners in plus/minus rating (+7)... Led all HIFK skaters in average ice time (21:35) in seven playoff games in 2008... Appeared in the World Junior Championships for the third time in 2007 and led the tournament in penalty minutes (52)... Won a bronze medal with Finland at the 2006 World Junior Championships. Led tournament defensemen in goals (3) and tied for third overall with a +7 rating... Started the 2004-05 season in the Finnish junior league and played his first games in the Finnish Elite League with HIFK Helsinki in December 2004... Played for Finland as a 17-year-old at the 2005 World Junior Championships... Competed for Team Finland at the U-18 World Championships in both 2004 and 2005.

Season	Club	League	Regular Season					Playoffs				
			GP	G	A	PTS	PIM	GP	G	A	PTS	PIM
2003-04	HIFK Helsinki Jr.	Finland-Jr.	41	3	6	9	20	3	0	1	1	0
2004-05	HIFK Helsinki Jr.	Finland-Jr.	20	5	4	9	18	--	--	--	--	--
	HIFK Helsinki	Finland	15	0	2	2	2	--	--	--	--	--
	HIFK Helsinki U-18	Finland-U18	--	--	--	--	--	1	0	0	0	0
2005-06	HIFK Helsinki	Finland	47	2	1	3	20	8	1	0	1	0
	HIFK Helsinki Jr.	Finland-Jr.	6	1	2	3	32	--	--	--	--	--
	Suomi U-20	Finland-2	6	2	0	2	10	--	--	--	--	--
2006-07	HIFK Helsinki	Finland	50	3	6	9	70	5	0	1	1	0
	Suomi U-20	Finland-2	2	0	1	1	4	--	--	--	--	--
2007-08	HIFK Helsinki	Finland	53	3	7	10	40	7	0	0	0	2
2008-09	Milwaukee	AHL	42	2	7	9	50	--	--	--	--	--
2009-10	Milwaukee	AHL	46	4	9	13	42	7	1	2	3	4
	Nashville	NHL	7	0	0	0	2	--	--	--	--	--
	<b>NHL/PREDATORS TOTALS</b>		<b>7</b>	<b>0</b>	<b>0</b>	<b>0</b>	<b>2</b>	<b>--</b>	<b>--</b>	<b>--</b>	<b>--</b>	<b>--</b>

# THE PLAYERS

## IN THE SYSTEM



CENTER

### JANILAJUNEN

(JAH-nee LA-joo-nehn)

Shoots left. • 6-1, 190 lbs. • Born, Helsinki, Finland, June 16, 1990.  
(Nashville's sixth choice, 201st overall (seventh round), in 2008 Entry Draft).

**CAREER NOTES:** Spent his first full season in the Finnish Elite League in 2009-10 with Espoo... Tied for the Espoo team lead in plus/minus rating in 2009-10 (+4)... Played in his second consecutive World Junior Championship tournament in 2010, tying for third on Team Finland in points (1g-5a-6pts) and tying for second on the team in assists... Split the 2008-09 season between Espoo's junior and senior teams, playing 25 games for each squad... Ranked second on Espoo Jr. in goals (16) and fifth in points (26) despite missing 16 of the club's contests... Helped Espoo Jr. club win the 2009 Finnish Junior League playoff and regular season titles... Scored a goal while suiting up for three 2009 Champions League games... Represented Finland at the 2009 World Junior Championships in Ottawa... Registered four points (2g-2a) in two games with the Finnish Junior club in a pair of pre-tournament games against Finnish second division teams... Played his first full season with Espoo's junior team in 2007-08 and ranked fifth on the club in plus/minus (+11) after spending the previous two seasons in the Junior B ranks (2005-07)... Played for Finland at the 2008 U-18 World Championships.

Season	Club	League	Regular Season					Playoffs				
			GP	G	A	PTS	PIM	GP	G	A	PTS	PIM
2007-08	Finland-Jr.	Finland-Jr.	25	4	10	14	14	3	0	2	2	6
	Espoo	Finland	1	0	0	0	0	--	--	--	--	--
2008-09	Espoo Jr.	Finland-Jr.	25	16	10	26	28	8	2	1	3	12
	Espoo	Finland	25	1	1	2	4	2	0	0	0	0
	Suomi U-20	Finland-2	2	2	2	4	0	--	--	--	--	--
2009-10	Espoo	Finland	46	6	9	15	34	3	0	0	0	2
	Espoo Jr.	Finland-Jr.	4	1	1	2	0	--	--	--	--	--
	Suomi U-20	Finland-2	2	0	0	0	0	--	--	--	--	--



CENTER

### MICHAELLATTA

(MIGH-kuhl LA-tuh)

Shoots right. • 6-0, 214 lbs. • Born, Kitchener, Ont., May 25, 1991.  
(Nashville's fifth choice, 72nd overall (third round), in the 2009 Entry Draft).

**CAREER NOTES:** Played his first full season with Guelph (OHL) in 2009-10, ranking third on the team in goals, assists and points (33g-40a-73a)... Led the Storm, and tied for fifth in the League, in game-winning goals (8) in 2009-10... Led his team, and tied for eighth in the OHL in penalty minutes (157) in 2009-10... The only player in the OHL ranked in the Top 25 in points, goals and penalty minutes in 2009-10... Ranked second on Guelph in plus/minus rating (+18), and tied for first on the club in shorthanded goals (2) in 2009-10... Received the third-most votes in the 2010 OHL Western Conference coaches' poll for Best Stickhandler... Selected to Team OHL in the 2009 Subway Super Series, but did not play due to injury... Named Boston Pizza OHL Player of the Week on Feb. 16, 2010 after posting nine points (5g-4a) in three games during the period... Missed 10 games in 2009-10 due to injury... Led team in 2010 playoff points (9) and assists (7) in five games... Ranked third in the 2010 OHL Playoffs in points per game (1.8)... Split the 2008-09 season between Ottawa and Guelph... Tied for third on Guelph in total power-play goals (10), and finished fourth on the club in total penalty minutes (92)... At the time of his trade to the Storm (Nov. 26, 2008), he ranked third on Ottawa in points (8g-13a-21pts)... Participated in the 2009 CHL Top Prospects Game, playing for Team Orr... Won the accuracy shooting event during the skills competition at the Top Prospects Game, knocking out four targets on six shots... Led Ottawa rookies in goals (14) and ranked second among first-year 67's in points (28) in 2007-08... Tied for second among all Ottawa skaters in penalty minutes (78) in 2007-08.

Season	Club	League	Regular Season					Playoffs				
			GP	G	A	PTS	PIM	GP	G	A	PTS	PIM
2007-08	Ottawa	OHL	50	14	14	28	78	4	0	1	1	2
2008-09	Ottawa	OHL	23	8	13	21	32	--	--	--	--	--
	Guelph	OHL	42	14	22	36	60	4	0	2	2	12
2009-10	Guelph	OHL	58	33	40	73	157	5	2	7	9	14
	Milwaukee	AHL	--	--	--	--	--	1	0	0	0	0

IN THE SYSTEM

# THE PLAYERS

## IN THE SYSTEM

Amateur

European Pro/Amateur

Professional



### ANDERSLINDBACK

(AHN-dehrs LIND-bahck)

Catches left. • 6-6, 212 lbs. • Born, Gavle, Sweden, May 3, 1988.  
(Nashville's seventh choice, 207th overall (seventh round), in 2008 Entry Draft).

#### GOALTENDER

**CAREER NOTES:** Expected to play his first season in North America in 2010-11... Ranked fifth in the Swedish Elite League (Elitserien) in save percentage (.913) and sixth in goals-against average (2.46) in 2009-10, his first season with Timrå... Tied for fourth in the Elitserien in shutouts (4) in 2009-10... Ranked fifth in the 2010 playoffs in goals-against average (.910) and sixth in postseason goals-against average (2.94)... Earned a bronze medal with Sweden at the 2010 World Championships, his first time representing his nation... Spent his first full season in the Swedish Elite

League in 2008-09, splitting Brynas' goaltending duties with Florida prospect Jacob Markstrom... Ranked seventh in the Elitserien in save percentage (.916) in 2008-09... Started three of Brynas' four 2009 playoff games, ranking fifth in postseason save percentage (.916) and sixth in goals-against average (2.37)... Played for Almtuna in Sweden's second division in 2007-08... Ranked third among junior goaltenders in Sweden's second division in goals-against average (3.07) and save percentage (.905) in 2007-08... Led the Swedish junior league's "Norra" segment in goals-against average (1.67), shutouts (5) and ranked second in the league in save percentage (.923) playing for Brynas' junior team in 2006-07... Tallest player ever drafted by Nashville.

Season	Club	League	Regular Season							Playoffs							
			GP	W	L	O/T	Mins.	GA	SO	Avg.	GP	W	L	Mins.	GA	SO	Avg.
2005-06	Brynas U18	Sweden-U18	11	--	--	--	667	36	2	3.24	--	--	--	--	--	--	--
	Brynas Jr.	Sweden-Jr.	5	--	--	--	257	7	2	1.64	--	--	--	--	--	--	--
2006-07	Brynas Jr.	Sweden-Jr.	36	--	--	--	2143	81	5	2.27	3	--	--	180	6	0	2.00
2007-08	Almtuna	Sweden-2	18	--	--	--	1034	53	0	3.07	--	--	--	--	--	--	--
2008-09	Brynas	Sweden	24	--	--	--	1332	57	1	2.57	3	--	--	177	7	0	2.37
	Brynas Jr.	Sweden-Jr.	3	--	--	--	179	7	0	2.35	--	--	--	--	--	--	--
2009-10	Timrå	Sweden	42	--	--	--	2537	104	3	2.46	5	--	--	306	15	0	2.94



### GRANTLEWIS

(GRANT LOO-his)

Shoots right. • 6-3, 190 lbs. • Born, Upper Saint Clair, Pa., January 20, 1985.  
(Acquired from Atlanta for forward Ian McKenzie on September 1, 2010).

#### DEFENSE


**CAREER NOTES:** Split the 2009-10 season between Chicago and Hershey (AHL) and appeared in one postseason contest for the 2010 Calder Cup Champion Hershey Bears... Appeared in his one and only NHL contest on March 3, 2009 vs. Florida, logging 15:29... Ranked second among Chicago Wolves skaters - and tops amongst blueliners - in plus/minus rating (+17) in 2008-09... A member of the 2007-08 Calder Cup Champion Chicago Wolves... Played his rookie professional season with Chicago (AHL) in 2007-08, tying for fourth on the club

in plus/minus rating (+16)... Played four seasons at Dartmouth College (ECAC) from 2003-07, posting 77 points (13g-64) and 172 penalty minutes in 120 collegiate contests... Ranked second among Big Green defensemen, and tied for sixth among ECAC blueliners, in points (1g-14a-15pts) as a senior in 2006-07... Also tied for first in assists among league d-men as a senior... Led Dartmouth defensemen in goals (4), and all DC skaters in plus/minus rating (+12) in 2005-06... Ranked third among ECAC defensemen in points and helpers (5g-17a-22pts) as a sophomore in 2004-05... Named to the 2004 ECAC All-Rookie Team and was the only freshman to be a 2004 ECAC First-Team, All-Ivy League First Team and New England Hockey Writers All-Star selection... Won the Boom Award as Dartmouth's outstanding freshman... His 25 points (3g-22a) in 2003-04 was the second-highest single-season point total by defenseman in school history... Also ranked fourth among NCAA defensemen in assists per game (.45) and eighth in points per game (.75) in 2003-04... Atlanta's second selection, 40th overall (second round), in the 2004 Entry Draft.

Season	Club	League	Regular Season							Playoffs						
			GP	G	A	PTS	PIM	GP	G	A	PTS	PIM				
2002-03	Pittsburgh	NAHL	50	2	7	9	59	--	--	--	--	--	--	--	--	
2003-04	Dartmouth	ECAC	34	3	22	25	57	--	--	--	--	--	--	--	--	
2004-05	Dartmouth	ECAC	33	5	17	22	32	--	--	--	--	--	--	--	--	
2005-06	Dartmouth	ECAC	29	4	11	15	53	--	--	--	--	--	--	--	--	
2006-07	Dartmouth	ECAC	24	1	14	15	30	--	--	--	--	--	--	--	--	
2007-08	Chicago	AHL	43	2	14	16	44	2	0	0	0	2	--	--	--	
2008-09	Atlanta	NHL	1	0	0	0	0	--	--	--	--	--	--	--	--	
	Chicago	AHL	54	0	22	22	72	--	--	--	--	--	--	--	--	
2009-10	Chicago	AHL	26	1	2	3	23	--	--	--	--	--	--	--	--	
	Hershey	AHL	10	0	3	3	6	1	0	0	0	0	0	0		
<b>NHL TOTALS</b>			<b>1</b>	<b>0</b>	<b>0</b>	<b>0</b>	<b>0</b>	<b>0</b>	<b>0</b>	<b>0</b>	<b>0</b>	<b>0</b>	<b>0</b>	<b>0</b>	<b>0</b>	

# THE PLAYERS

## IN THE SYSTEM



### NICK OLIVER

(NIHK aw-LIH-vuhr)

Shoots left. • 6-1, 194 lbs. • Born, Grand Forks, N.D., May 4, 1991.  
(Nashville's eighth choice, 110th overall (fourth round), in the 2009 Entry Draft).

CENTER

**CAREER NOTES:** Expected to play his second full season with the Fargo Force (USHL) in 2010-11, then attend St. Cloud State University in 2011-12... Helped the Force reach a deciding Game Five in the 2010 Clark Cup Finals... Ranked fourth on Fargo in penalty minutes in 2009-10 (95)... Notched a five-game point streak (2g-4a) from Dec. 31, 2009-Jan. 8, 2010 in games 3-7 of a nine-game Fargo win streak... Missed the majority of the 2008-09 season with a broken collarbone... Split the 2008-09 season between Fargo (USHL) and Roseau

High School (Minn.)... Named 2009 AP All-State Honorable Mention... Captained the 2008-09 Roseau squad, and won the Oscar Almquist Award for leadership... Played with fellow 2009 Predators draftee Zach Budish on Team USA's entry at the 2008 Ivan Hlinka Memorial Tournament, posting two goals in four games... Played three seasons for the Roseau Rams from 2006-09, amassing 82 points (33g-49a) in 62 games. His father, Nick, coached the team for all three seasons... Helped Roseau win the Minnesota Class-A State Championship in 2007... Helped the United States earn a silver medal 2007 Under-17 Five Nations Tournament... Also played football at Roseau High School.

Season	Club	League	Regular Season					Playoffs				
			GP	G	A	PTS	PIM	GP	G	A	PTS	PIM
2006-07	Roseau H.S.	USHS-MN	31	12	14	26	51	--	--	--	--	--
2007-08	Roseau H.S.	USHS-MN	30	17	25	42	45	--	--	--	--	--
2008-09	Roseau H.S.	USHS-MN	11	5	11	16	8	--	--	--	--	--
	Fargo	USHL	12	1	1	2	11	1	0	0	0	0
2009-10	Fargo	USHL	53	5	13	18	95	13	1	1	2	4



### BRETT PALIN

(BREHT PAY-lihn)

Shoots right. • 6-2, 203 lbs. • Born, Nanaimo, B.C., June 23, 1984.  
(Signed as a free agent on July 9, 2010).

DEFENSE

**CAREER NOTES:** Captained the Abbotsford Heat (AHL) during their inaugural season in 2009-10... Missed four-and-a-half months of the 2009-10 campaign due to injury (Nov. 14-March 30)... Posted AHL career highs in points and goals (5g-10a-15pts), and tied a personal best in assists, during the 2008-09 season with Quad City (AHL)... Scored a goal for the Canadian All-Stars at the 2009 All-Star Classic... Notched a professional career high 10 assists with the Quad City Flames in 2007-08... Paced the 2007-08 AHL Flames in plus/minus rating

(+14)... Set career highs in games played (78) and penalty minutes (71) in 2006-07 with the Omaha Ak-Sar-Ben Knights... Signed as an amateur free agent by Calgary on Aug. 5, 2005, and played his rookie pro season with Omaha (AHL) in 2005-06... Amassed 61 points (6g-55a) and 408 penalty minutes in 324 regular-season games, and 19 points (4g-15a) and 92 penalty minutes in 75 playoff games with Kelowna (WHL) from 2000-05... Captained the 2004-05 Kelowna Rockets to the Ed Chynoweth Cup as Western Hockey League champions, clinching a spot in the 2005 Memorial Cup... Led the 2005 Rockets in playoff penalty minutes (52), and ranked second on the club in postseason goals (4)... A member of the 2004 Memorial Cup Champion Rockets team... Won the Western Hockey League title, and advanced to his first of three consecutive Memorial Cups, with Kelowna in 2002-03. The 2002-03 Rockets' blue line also consisted of Predators defenseman Shea Weber, who he was teammates with from 2002-05, 2010 Norris Trophy winner Duncan Keith and current Montreal Canadien Josh Gorges.

Season	Club	League	Regular Season					Playoffs				
			GP	G	A	PTS	PIM	GP	G	A	PTS	PIM
2000-01	Kelowna	WHL	39	0	0	0	25	--	--	--	--	--
2001-02	Kelowna	WHL	70	0	1	1	88	15	0	0	0	4
2002-03	Kelowna	WHL	71	1	17	18	118	19	0	4	4	12
2003-04	Kelowna	WHL	72	1	16	17	106	17	0	5	5	24
2004-05	Kelowna	WHL	72	4	21	25	71	24	4	6	10	52
2005-06	Omaha	AHL	64	0	5	5	46	--	--	--	--	--
2006-07	Omaha	AHL	78	1	9	10	71	6	1	0	1	0
2007-08	Quad City	AHL	67	0	10	10	68	--	--	--	--	--
2008-09	Quad City	AHL	57	5	10	15	40	--	--	--	--	--
2009-10	Abbotsford	AHL	21	0	3	3	17	2	0	0	0	2

# THE PLAYERS IN THE SYSTEM

Amateur

European Pro/Amateur

Professional



## CHETPICKARD

(CHEHT PIH-kuhrd)

Catches right. • 6-2, 210 lbs. • Born, Moncton, N.B., November 29, 1989.  
(Nashville's second choice, 18th overall (first round), in 2008 Entry Draft).

GOALTENDER

**CAREER NOTES:** Played his first professional season with Milwaukee (AHL) in 2009-10, appearing in 36 of the team's 80 games... Posted his best stretch of his rookie season from Oct. 31-Dec. 15, 2009 where he posted an 8-3-2 record with a 1.98 goals-against average and a .925 save percentage... Won the Del Wilson Trophy as the Western Hockey League's Goaltender of the Year for the second consecutive season in 2008-09, becoming first goalie since Mike Vernon (Calgary, 1982-83) to win the top goaltender award in consecutive seasons, and just the fourth to win it twice... A 2008-09 First Team Western Conference

WHL All-Star selection... Ranked second in the WHL in save percentage (.921), fourth in wins (35), fifth in goals-against average (2.28) and tied for third in shutouts (6) in 2008-09... Represented the WHL in the ADT Canada-Russia Challenge, and notched a 16-save shutout in his lone start – a 5-0 Team WHL win – on Nov. 29... Won a gold medal with Canada at the 2009 World Junior Championships, going 2-0-0 with a 0.50 goals-against average, .958 save percentage and a shutout... Ranked sixth in wins (6) and eighth in goals-against average (3.41) in the 2009 WHL Playoffs... Won the 2008 Del Wilson Trophy while leading the Tri-City Americans to the Scotty Munro Trophy as the league's regular season champions in 2007-08... Led all WHL goaltenders in wins (46) and ranked fourth in the league in save percentage (.918) in 2007-08... His 46 wins set a Tri-City franchise record, breaking Brian Boucher's previous mark of 33 wins in 1995-96... Helped the Americans to the 2008 WHL Western Conference Final with a 1.78 goals-against average and a .937 save-percentage in the playoffs... Served as backup to Carey Price, now of the Montreal Canadiens, from 2005-07... His brother, Calvin, also a goaltender, plays for the WHL's Seattle Thunderbirds, and was selected 49th overall by Colorado in the 2010 Entry Draft... Wins number 37 because of Washington's Olaf Kolzig – Kolzig is also the owner of the Tri-City Americans.

Season	Club	League	Regular Season							Playoffs							
			GP	W	L	O/T	Mins.	GA	SO	Avg.	GP	W	L	Mins.	GA	SO	Avg
2005-06	Tri-City	WHL	26	9	9	1	1270	62	3	2.93	--	--	--	--	--	--	--
2006-07	Tri-City	WHL	29	17	10	1	1577	75	1	2.85	1	0	0	20	1	0	3.00
2007-08	Tri-City	WHL	64	46	12	4	3779	146	2	2.32	16	11	5	1010	30	3	1.78
2008-09	Tri-City	WHL	50	35	12	3	2947	112	6	2.28	11	6	5	650	37	0	3.41
2009-10	Milwaukee	AHL	36	14	16	3	2024	96	1	2.85	1	0	0	12	1	0	5.00



## ANTIPIHLSTROM

(AHN-tee PIHL-struhm)

Shoots left. • 5-11, 190 lbs. • Born, Vantaa, Finland, October 22, 1984.  
(Signed as a free agent on June 1, 2007).

LEFT WING

**CAREER NOTES:** Started the 2009-10 season with Farjestad (Sweden), before joining JYP (Finland) on Jan. 30, 2010... Posted points (7g-14a) in 13-of-19 SM-Liiga games with JYP in 2009-10... Posted a +10 in 19 2009-10 regular season games for JYP, tops among SM-Liiga players dressing for less than 25 contests... Helped JYP to a bronze medal in the 2010 playoffs... Tied for second on JYP in points (4g-4a-8pts) and goals, and tied for third in assists, during the 2010 SM-Liiga Playoffs... Played in all seven of Finland's games at the 2010 World Championships... Played in nine games for Finland during the 2009-10 European Hockey Tour, posting one goal... Began the 2008-09 season with Milwaukee before being recalled to Nashville on Nov. 24, 2008. Spent the rest of the season with the Predators... Posted points/assists in back-to-back games for the first time in his NHL career Feb. 5-6, 2009... Notched his first career NHL point/assist on the game-winning goal on Dec. 4, 2008 vs. Colorado, then scored his first NHL goal two games later on Dec. 8 at St. Louis... Led the 2008-09 Admirals in goals (8), and ranked second in points (12) in 15 games at the time of his Nov. 24 recall... Recalled by Nashville from Milwaukee (AHL) on Dec. 14, 2007, and played his first NHL game the following night at Colorado... Led Milwaukee in goals (27) and ranked fifth on the club in points (45) in his first North American professional season in 2007-08... Also paced the 2007-08 Admirals in shots (207), ranked second in power-play goals (9), and tied for second in both plus/minus rating (+7) and shorthanded goals (2)... Earned a bronze medal with Finland at the 2008 World Championships... Led Finland in goals (5) and plus/minus rating (+7), while tying for second on the team in points (7) at the 2008 Worlds... Ranked third in goals and fifth in points (16g-23a-39pts) with Finland's HPK Hameenlinna in 2006-07... Ranked second in points (9) and assists (5), and tied for second in goals (3) during the 2007 Finnish League playoffs, helping HPK to a bronze medal... Posted an assist in three games with HPK during the 2007 Champions Cup... Captured a Finnish Junior League bronze medal with the Espoo Jr. squad in 2003, posting two points (1g-1a) in 10 postseason games.

Season	Club	League	Regular Season					Playoffs				
			GP	G	A	PTS	PIM	GP	G	A	PTS	PIM
2003-04	Blues Espoo Jr.	Finland-Jr.	23	9	19	28	42	1	0	2	2	0
	Suomi U-20	Finland-2	4	0	1	1	2	--	--	--	--	--
2004-05	Blues Espoo	Finland	49	1	3	4	18	9	0	0	0	0
	Blues Espoo Jr.	Finland-Jr.	11	7	3	10	36	7	0	2	2	26
2005-06	SaiPa Lappeenranta	Finland	54	10	11	21	60	8	1	0	1	2
2006-07	HPK Hameenlinna	Finland	56	16	23	39	63	9	3	5	8	4
2007-08	Milwaukee	AHL	78	27	18	45	62	6	1	0	1	8
	Nashville	NHL	1	0	0	0	0	--	--	--	--	--
2008-09	Nashville	NHL	53	2	5	7	10	--	--	--	--	--
	Milwaukee	AHL	15	8	4	12	10	--	--	--	--	--
2009-10	Farjestad BK	Sweden	43	4	6	10	44	--	--	--	--	--
	JYP	Finland	19	7	14	21	14	14	4	4	8	18
<b>NHL/PREDATORS TOTALS</b>			<b>54</b>	<b>2</b>	<b>5</b>	<b>7</b>	<b>10</b>	<b>--</b>	<b>--</b>	<b>--</b>	<b>--</b>	<b>--</b>

# THE PLAYERS

## IN THE SYSTEM



### ALEXANDERRADULOV

(al-ehx-AN-duhr RAD-uh-lahf)

Shoots left. • 6-1, 188 lbs. • Born, Nizhny Tagil, Russia, July 5, 1986.  
(Nashville's first choice, 15th overall (first round), in 2004 Entry Draft).

RIGHT WING

**CAREER NOTES:** Winner of the KHL's 2010 "Golden Hockey Stick" as most valuable player of the regular season... Named a 2009-10 first-team KHL All-Star... Finished the 2009-10 KHL regular season tied for second in assists (39), second in plus/minus (+44), fifth in points (63) and tied for ninth in goals (27)... Led Salavat Yulayev Ufa to its second consecutive Kontinental Hockey League regular season title in 2009-10...

Paced Ufa in points and assists, and tied for the team lead in goals... Participated in the 2010 KHL All-Star Game... Named KHL Player of the Month for March 2010... Led the 2010 KHL Playoffs in points (19), assists (11) and plus/minus rating (+7), in addition to tying for second in goals (8), despite bowing out in the conference finals... Represented Russia in the 2010 Olympics, posting two points (1g-1a) while playing in all four of the nation's contests... Played 10 games for Russia in the 2009-10 European Hockey Tour... Ranked third on 2008-09 regular-season champion Ufa squad, and 13th in the League, in both points (48) and goals (22)... Finished third on Ufa, and tied for eighth in the KHL, in plus/minus rating (+26)... Also led the team in penalty minutes (92), and ranked third on Salavat Yulayev in assists (26)... Scored on a penalty shot and posted an assist for Team Jagr at the 2009 KHL All-Star Game... Tied for second on Ufa in points (1g-4a) during 2009 Champions League play... Also ranked second on the club in assists (4) and tied for ninth overall in six Champions League games... Scored the game-winning goal for Russia in the Gold Medal Game at the 2009 World Championships in Switzerland... Tied for seventh at the World Championships and ranked second on Russia in scoring (4g-6a-10pts)... Also tied for ninth in the tournament and ranked second on the Russian Team in both goals and assists at the 2010 Worlds... Established NHL career highs in games played (81), goals (26), assists (32) and points (58), finishing third on the Predators in goals and points in 2007-08... Was one of just two Predators to appear in a team-high 81 games in 2007-08, and finished third in the NHL among second-year players in goal scoring... Tied a franchise record with goals in six consecutive contests Jan. 21 - Feb. 2, 2008 (7g)... Tied for the team lead in both goals (2) and points (4), appearing in all six of the club's postseason games in 2008... Won a gold medal while representing Russia at the 2008 World Championships... Established single-season franchise records for goals and points (18g-19a-37pts) by a Nashville rookie in 2006-07... Also led Nashville, ranked second among league rookies and ranked fifth in the NHL with an 18.8% shooting percentage in 2006-07... Ranked among 2006-07 rookie leaders in several other categories, including: game-winning goals (tied for fourth, 4), goals (seventh), power-play goals (tied for eighth, 5), points (ninth) and assists (tied for 10th)... Scored a goal in the 2007 NHL YoungStars Game on Jan. 24, 2006 in Dallas... Scored his first NHL goal in his second NHL game on Oct. 26 vs. San Jose... Opened the 2006-07 season with Milwaukee (AHL), and posted 18 points (6g-12a) in 11 AHL games... Won a bronze medal with tournament-host Russia at the 2007 World Championships... Ranked second on the club in goals (3) and tied for second in points (3g-1a) for Nashville during the 2008 playoffs... Had his number retired by Quebec (QMJHL) on Nov. 28, 2007... Finished the 2005-06 season as the top scorer (61g-91a-152pts) in the QMJHL and the entire CHL... Received the QMJHL's 2006 Jean-Beliveau Trophy (top scorer), the Telus Trophy (offensive player of the year), the Michel-Briere Trophy as the League's Most Valuable Player and was named the Canadian Major Junior Player of the Year. He was also named a 2005-06 First-Team QMJHL All-Star and a First Team Canadian Major Junior All-Star... Led the QMJHL in assists and shorthanded goals (10) in 2005-06, finished second in goals and tied for second with a +53 rating... Posted the second-longest point-scoring streak (45g-75a-120pts in 50gp) in league history from Oct. 26, 2005-March 17, 2006... Led the CHL in scoring in the 2006 playoffs (21g-34a-55pts in 23gp)... Won the 2006 Memorial Cup with Quebec and was awarded the Stafford Smythe Memorial Trophy as the tournament's Most Valuable Player. Was also selected to the tournament's all-star team... Earned a silver medal with Russia at the 2006 World Junior Championships... Finished third on the Quebec Remparts (QMJHL) in goals (32), assists (43) and points (75) in his first North American season (2004-05) and was named to the 2004-05 QMJHL All-Rookie Team... Also led Quebec in playoff goals (6) and tied for the team lead in playoff points (6g-5a-11pts) in 2005... Tied for first among QMJHL rookies in 2004-05 in goals and also ranked among rookie leaders in assists (third), points (third) and power-play goals (tied for second with 10)... Won a silver medal with Russia at the 2005 World Junior Championships... Won a gold medal with Russia at the 2004 U-18 World Championships, ranking third on his team with seven points (2g-5a)... Coached by and lived with Hockey Hall-of-Famer Patrick Roy while playing for the QMJHL's Quebec Remparts.

Season	Club	League	Regular Season					Playoffs				
			GP	G	A	PTS	PIM	GP	G	A	PTS	PIM
2003-04	Dynamo Moscow 2	Russia-3	STATISTICS NOT AVAILABLE									
	Dynamo Moscow	Russia	1	0	0	0	2	--	--	--	--	--
2004-05	THK Tver	Russia-2	42	15	16	31	102	--	--	--	--	--
	Quebec	QMJHL	65	32	43	75	64	13	6	5	11	15
2005-06	Quebec	QMJHL	62	61	91	152	101	27	26	38	64	36
2006-07	Milwaukee	AHL	11	6	12	18	26	--	--	--	--	--
	Nashville	NHL	64	18	19	37	26	4	3	1	4	19
2007-08	Nashville	NHL	81	26	32	58	44	6	2	2	4	6
2008-09	Salavat Yulayev Ufa	KHL	52	22	26	48	92	4	0	2	2	4
2009-10	Salavat Yulayev Ufa	KHL	54	24	39	63	62	16	8	11	19	10
<b>NHL/PREDATORS TOTALS</b>			<b>145</b>	<b>44</b>	<b>51</b>	<b>95</b>	<b>70</b>	<b>10</b>	<b>5</b>	<b>3</b>	<b>8</b>	<b>25</b>

IN THE SYSTEM


# THE PLAYERS

## IN THE SYSTEM

Amateur

European Pro/Amateur

Professional



CENTER

### CAMERON REID

(KAM-ih-RUHN REED)

Shoots left. • 6-2, 185 lbs. • Born, Delta, B.C., August 25, 1991.  
(Nashville's tenth choice, 192nd overall (seventh round), in the 2009 Entry Draft).

**CAREER NOTES:** Expected to attend St. Cloud State University in 2010-11... Led the 2009-10 Westside Warriors (BCHL) in assists (45), and ranked second on the club in points (72) and goals (27)... Ranked among the Top 15 in the BCHL in both points and assists in 2009-10... Also tied for the Westside lead in 2010 playoff assists (6), tied for third in points (8), and tied for second in penalty minutes (16)... Helped Team Canada West advance to the 2009 World Junior A Challenge title game... Tied for third in the Junior A Challenge in goals (4), and tied for

fifth in points (6) in five games... Split the 2008-09 season between Westside and Victoria of the British Columbia Hockey League... Acquired by the Westside Warriors on Jan. 9, 2009, and posted 17 points (6g-11a) in the club's final 17 regular season games... Ranked second on the Warriors in goals (4) and tied for second on the club in points (7) during the 2009 playoffs... One of two BCHL players selected for the 2008 World U-17 Hockey Challenge... Posted four assists in six games for Team Pacific at the World U-17 Hockey Challenge, helping it to a bronze medal... Played with his older brother, Brad, in 2007-08 with the Victoria Grizzlies.

Season	Club	League	Regular Season					Playoffs				
			GP	G	A	PTS	PIM	GP	G	A	PTS	PIM
2007-08	Victoria	BCHL	55	10	16	26	25	11	2	3	5	4
2008-09	Victoria	BCHL	41	6	17	23	32	--	--	--	--	--
	Westside	BCHL	17	6	11	17	10	8	4	3	7	0
2009-10	Westside	BCHL	54	27	45	72	70	11	2	6	8	16



DEFENSE

### CHARLES-OLIVIER ROUSSEL

(CHAR-uhlz-OH-lihv-ee-ay roo-SEHL)

Shoots right. • 6-1, 205 lbs. • Born, St. Eustache, Que., September 13, 1991.  
(Nashville's third choice, 42nd overall (second round), in the 2009 Entry Draft).

**CAREER NOTES:** Traded from Shawinigan (QMJHL) to Montreal (QMJHL) in June 2010... Finished the 2009-10 season ranked eighth in points (51) and goals (15), and tied for ninth in assists (36) among league defensemen... Also ranked third among QMJHL blueliners in power-play goals (12) and tied for third at the position in game-winning tallies (4) in 2009-10... Tied for second among league d-men in shots (186) in 2009-10... Named TELUS QMJHL Player of the Week on Oct. 26, 2009 after posting seven points (2g-5a) – all on the power play – in

four games, and earned the honor again on Nov. 30, 2009 after posting five points (2g-3a) in three games... Named to Team QMJHL for the 2009 Subway Super Series, and posted three assists in a pair of victories on Nov. 16 and 18, the highest point total by any defenseman participating in the event... Participated in Canada's National Junior Team Development Camp for the second consecutive year in 2010... A 2009 QMJHL Second Team All-Star... Played in both the 2008 ADT Canada-Russia Challenge and the 2009 CHL Home Hardware Top Prospects Game... Tied for 10th among QMJHL defensemen in points (44) and ninth among league blueliners in plus/minus rating (+31) in 2008-09, his second season with Shawinigan... Ranked second among defenders in points during the QMJHL Playoffs, posting 18 (5g-13a) in 21 games... Helped the Cataractes reach Game Seven of the 2009 President Cup Final... Tied for fifth among QMJHL rookie defensemen in assists (13) and ranked seventh among rookie blueliners in points (16) in 2007-08... Played for Team Quebec in the 2008 World U-17 Hockey Challenge, posting one goal in four games... The youngest player selected in the 2009 Entry Draft.

Season	Club	League	Regular Season					Playoffs				
			GP	G	A	PTS	PIM	GP	G	A	PTS	PIM
2007-08	Shawinigan	QMJHL	50	3	13	16	28	5	1	2	3	2
2008-09	Shawinigan	QMJHL	68	11	33	44	77	21	5	13	18	14
2009-10	Shawinigan	QMJHL	64	15	36	51	70	6	0	1	1	4



# THE PLAYERS

## IN THE SYSTEM



### BENRYAN

(BEHN RIGH-uhn)


Shoots right. • 5-11, 193 lbs. • Born, Detroit, Mich., October 16, 1988.  
(Nashville's fifth choice, 114th overall (fourth round), in 2007 Entry Draft).

CENTER

**CAREER NOTES:** Expected to play his senior season at the University of Notre Dame (CCHA) in 2010-11... Tied for fourth on the 2009-10 Fighting Irish in goals (7), and tied for fifth on the club in points (19)... Posted 10 points (3g-7a) in his first 10 games of 2009-10... Missed the final nine games of the 2009-10 campaign due to injury... Tied for the team lead in game-winning goals (5) in 2008-09, helping the Irish sweep both the CCHA regular season and tournament titles... Named to the 2009 CCHA All-Tournament Team after registering

back-to-back game winners in the semifinals and finals... Finished the 2008-09 campaign with 12 points (5g-7a) in the Fighting Irish's final 11 games of the season... Helped Notre Dame reach the 2008 NCAA National Championship game... Ranked fourth on the Irish in points (26) and assists (16) while appearing in all 47 games the team played during his freshman campaign in 2007-08... Also ranked ninth in the CCHA in freshman scoring in 2007-08... Named CCHA Rookie of the Week after recording four points (2g-2a) in two wins Jan. 25-26, 2008... Participated in the U.S. World Junior team's evaluation camp in August 2007... Finished third on Des Moines (USHL) in scoring (22g-42a-64pts) in 2006-07... Participated in the USHL Prospects All-Star Game and earned Player of the Game recognition for the Western Division.

Season	Club	League	Regular Season					Playoffs				
			GP	G	A	PTS	PIM	GP	G	A	PTS	PIM
2005-06	Des Moines	USHL	60	14	23	37	38	11	4	1	5	4
2006-07	Des Moines	USHL	59	22	42	64	66	8	3	5	8	8
2007-08	U. of Notre Dame	CCHA	47	10	16	26	22	--	--	--	--	--
2008-09	U. of Notre Dame	CCHA	39	12	15	27	30	--	--	--	--	--
2009-10	U. of Notre Dame	CCHA	29	7	12	19	24	--	--	--	--	--



### MARKSANTORELLI

(MAHRK SAN-tohr-ehl-ee)

Shoots right. • 6-1, 191 lbs. • Born, Edmondton, Alta., August 6, 1988.  
(Nashville's sixth choice, 119th overall (fourth round), in 2007 Entry Draft).

LEFT WING

**CAREER NOTES:** Played his first full American Hockey League season in 2009-10... Tied for fifth on Milwaukee in power-play goals in 2009-10... Tied for sixth in the AHL with a team-high five shootout goals in 2009-10... Split his first professional season between Milwaukee (AHL) and Cincinnati (ECHL) in 2008-09... Appeared in all 15 of the Cyclones 2009 Kelly Cup playoff games, and tied for third on the club in assists (6)... Captured the Bob Clarke Trophy in 2007-08 as the top scorer in the WHL with 101 points (27g-74a) in 72 games... Led the league

in assists and power-play assists (45)... Named a 2008 WHL Western Conference Second-Team All-Star... Ranked second on Chilliwack in goals in 2007-08... Led the 2008 Bruins in playoff scoring (1g-4a)... Led Chilliwack in scoring in 2006-07 and tied for eighth in the WHL with 82 points (29g-53a)... Tied for sixth in the WHL in assists in 2006-07... Helped the Junior-A Burnaby Express capture the RBC Royal Bank Cup title in 2005-06.

Season	Club	League	Regular Season					Playoffs				
			GP	G	A	PTS	PIM	GP	G	A	PTS	PIM
2003-04	Abbotsford	PJHL	40	12	19	31	33	--	--	--	--	--
	Chilliwack	BCHL	1	0	1	1	0	--	--	--	--	--
2004-05	Salmon Arm	BCHL	59	9	16	25	10	11	2	3	5	6
	Salmon Arm	BCHL	20	2	10	12	11	--	--	--	--	--
2005-06	Burnaby	BCHL	39	15	28	43	16	20	2	14	16	14
	Chilliwack	WHL	72	29	53	82	46	5	2	3	5	2
2006-07	Chilliwack	WHL	72	27	74	101	40	4	1	4	5	4
	Milwaukee	AHL	1	0	0	0	0	2	0	0	0	0
2008-09	Milwaukee	AHL	53	1	6	7	8	--	--	--	--	--
	Cincinnati	ECHL	6	1	2	3	0	15	1	6	7	0
2009-10	Milwaukee	AHL	68	11	13	24	6	6	1	2	3	0

IN THE SYSTEM

# THE PLAYERS

## IN THE SYSTEM

Amateur

European Pro/Amateur

Professional



### GRIGORY SHAFIGULIN

(GRIGH-ohr-ee SHAHF-ih-goo-lihn)

Shoots left. • 6-2, 185 lbs. • Born, Chelyabinsk, Russia, January 13, 1985.  
(Nashville's eighth choice, 98th overall (third round), in 2003 Entry Draft).

CENTER

**CAREER NOTES:** Spent his first full season with Nizhny Novgorod (KHL) in 2009-10, tying for third on the club in penalty minutes (62)... Split the 2008-09 season between Vityaz Chekhov and Ak Bars Kazan of the KHL... Ranked second on the club in penalty minutes (112) with Ak Bars Kazan (Russia) in 2007-08... Tied for the team lead in games played (54) and playoff goals (3) with Yaroslavl (Russia) in 2006-07... Played parts of six seasons for Yaroslavl and Yaroslavl's junior team from 2001-07... Won a silver medal with Russia at the 2005 World Junior Championships... Played for Russia in the 2004 World Junior Championships... Played for Russia at the 2003 U-18 World Championships... After opening the 2002-03 season with Yaroslavl-2, became a regular contributor in the playoffs for Russian Super League champion Yaroslavl Lokomotiv.

Season	Club	League	Regular Season					Playoffs				
			GP	G	A	PTS	PIM	GP	G	A	PTS	PIM
2003-04	Yaroslavl 2	Russia-3	11	3	8	11	22	--	--	--	--	--
	Yaroslavl	Russia	29	3	0	3	4	2	0	0	0	0
2004-05	Yaroslavl	Russia	46	5	6	11	49	9	0	0	0	10
	Yaroslavl 2	Russia-3	1	0	2	2	0	--	--	--	--	--
2005-06	Yaroslavl	Russia	32	3	6	9	20	3	0	0	0	6
	Yaroslavl 2	Russia-3	7	1	3	4	18	--	--	--	--	--
2006-07	Yaroslavl	Russia	54	5	16	21	46	7	3	0	3	14
2007-08	Ak Bars Kazan	Russia	39	5	5	10	112	8	1	0	1	4
2008-09	Ak Bars Kazan	KHL	28	4	5	9	18	--	--	--	--	--
	Chekhov Vityaz	KHL	14	3	5	8	6	--	--	--	--	--
2009-10	Nizhny Novgorod	KHL	40	5	12	17	62	--	--	--	--	--



### CRAIG SMITH

(KRAIG SMITHH)

Shoots right. • 6-1, 197 lbs. • Born, Madison, Wis., September 5, 1989.  
(Nashville's sixth choice, 98th overall (fourth round), in the 2009 Entry Draft).

RIGHT WING

**CAREER NOTES:** Expected to play his sophomore season at the University of Wisconsin in 2010-11... Named to the 2010 WCHA All-Rookie team after finishing the season ninth in NCAA freshman scoring (8g-25a-33pts)... Helped the Badgers advance to the 2010 NCAA National Championship Game... Posted three points (1g-2a) in UW's four NCAA Tournament games... Ranked fourth on the 2009-10 Badgers in assists (25) and fifth in points (33)... Also posted UW's third-highest penalty minute total in 2009-10 (72)... Named Red Baron WCHA Rookie of the Week on Dec. 15, 2009 after posting five points (1g-4a) in three games... A 2009 USHL First-Team All-Star... Waterloo Black Hawks captain and team MVP for the 2008-09 season... Ranked second in the United States Hockey League in assists (48), tied for second in points (76), and tied for eighth in goals (28) in 2008-09... The only player in the league to post at least 70 points and 100 penalty minutes in 2008-09... Posted the USHL's fourth-best plus/minus rating (+32) in 2008-09... Represented the East Division at the 2009 USHL Prospects/All-Star Game... Captained the U.S. Junior Select Team to the 2008 World Junior A Challenge championship... Named to the 2008 World Junior A Challenge All-Star Team... Ranked third on the Black Hawks in penalty minutes in both 2008-09 (108) and 2007-08 (90)... Posted 41 points (21g-20a) in 103 games with Waterloo from 2006-08.

Season	Club	League	Regular Season					Playoffs				
			GP	G	A	PTS	PIM	GP	G	A	PTS	PIM
2006-07	Waterloo	USHL	45	8	10	18	28	4	0	1	1	8
2007-08	Waterloo	USHL	58	13	10	23	90	11	2	3	5	8
2008-09	Waterloo	USHL	54	28	48	76	108	3	1	3	4	26
2009-10	U. of Wisconsin	WCHA	41	8	25	33	72	--	--	--	--	--

# THE PLAYERS

## IN THE SYSTEM



### JEREMY SMITH

(JAIR-eh-mee SMIHTH)

Catches left. • 6-0, 171 lbs. • Born, Dearborn, Mich., April 13, 1989.  
(Nashville's second choice, 54th overall (second round), in 2007 Entry Draft).

#### GOALTENDER

**CAREER NOTES:** Spent his first professional season with Cincinnati (ECHL) in 2009-10... Ranked second among ECHL goaltenders in goals-against average (2.63) and fifth in wins (23) in 2009-10... Ranked second among rookie goalies in wins and goals-against average, and third in save percentage (.899) in 2009-10... Represented the American Conference in the 2010 ECHL All-Star Game... Ranked fourth in the ECHL in shootout save percentage in 2009-10 (21-of-31, .680%)... Helped the Cyclones win the 2010 Kelly Cup... Named co-MVP

of the Kelly Cup Playoffs after ranking seventh in the postseason in save percentage (.907) and eighth in goals-against average (2.67) while posting a 9-7-1 record... Split the 2008-09 season between Plymouth and Niagara (OHL)... Ranked seventh in the 2009 OHL Playoffs in save percentage (.915) and tied for sixth in wins (5) with Niagara... Ranked second in the OHL in save percentage (.921) and tied for fifth in shutouts (3) in addition to finishing in the OHL's Top 10 in wins (23) and goals-against average (2.86) in 2007-08... Also ranked first among OHL goaltenders in shootout save percentage (.760), stopping 19 of the 25 shots he faced... Represented the Western Conference in the 2008 OHL All-Star Classic... Represented the U.S. at the 2008 World Junior Championships, appearing in six games and posting a 2.40 goals-against average... A member of the 2007 OHL Champion Plymouth Whalers... Played in the 2007 Memorial Cup tournament... Ranked second in the OHL and second among rookie netminders in 2006-07 with a .923 save percentage... Shared the OHL's Dave Pinkney Trophy for the best team goals-against average in 2006-07 and was named to the OHL's All-Academic Team... Recorded one loss in his last 18 games of the 2006-07 season... Notched the win at the 2007 CHL Top Prospects Game, stopping 14-of-15 shots... Named USA Hockey's 2007 Dave Peterson Goalie of the Year... Won a silver medal with Team USA at the 2006 U-18 Junior World Cup, posting a .928 save percentage and a 2.47 GAA.

Season	Club	League	Regular Season							Playoffs							
			GP	W	L	O/T	Mins.	GA	SO	Avg.	GP	W	L	Mins.	GA	SO	Avg.
2005-06	Plymouth	OHL	5	0	2	0	111	11	0	5.95	--	--	--	--	--	--	--
2006-07	Plymouth	OHL	34	23	6	1	1901	82	4	2.59	5	2	0	240	15	0	3.75
2007-08	Plymouth	OHL	40	23	13	4	2431	116	3	2.86	4	0	4	224	29	0	7.77
2008-09	Niagara	OHL	26	12	9	3	1488	79	1	3.19	12	5	7	724	45	0	3.73
	Plymouth	OHL	17	3	9	2	901	72	0	4.79	--	--	--	--	--	--	--
2009-10	Cincinnati	ECHL	42	23	15	2	2468	108	2	2.63	17	9	8	988	44	1	2.67
	Milwaukee	AHL	1	0	0	0	5	0	0	0	--	--	--	--	--	--	--



### SERGEI SOIN

(SAIR-gay SOY-ihn)

Shoots left. • 6-0, 185 lbs. • Born, Moscow, Russia, March 31, 1982.  
(Acquired from Colorado for Tomas Slovak on June 21, 2003).

#### CENTER

**CAREER NOTES:** Played his fifth consecutive season with Severstal Cherepovets (KHL) in 2009-10... Led Severstal in assists (19) and tied for third on the club in points (26) in 2008-09... Played for CSKA Moscow in 2003-04 and 2004-05, along with fellow Nashville prospect Denis Kulyash... Spent five seasons (1998-03) as a regular with the Soviet Wings (Krylja Sovetov)... Won a gold medal with Russia at the 2002 World Junior Championships... Played for Russia in both the 1999 and 2000 U-18 World Championships... Earned a silver medal and led the 2000 tournament in plus/minus rating (+12)... Originally Colorado's third choice, 50th overall (second round), in the 2000 NHL Entry Draft.

Season	Club	League	Regular Season					Playoffs				
			GP	G	A	PTS	PIM	GP	G	A	PTS	PIM
2002-03	Krylja Sovetov	Russia	49	8	6	14	40	--	--	--	--	--
2003-04	CSKA Moscow	Russia	49	1	6	7	32	--	--	--	--	--
2004-05	CSKA Moscow	Russia	19	3	3	6	10	--	--	--	--	--
2005-06	Cherepovets	Russia	48	5	12	17	36	4	1	1	2	0
2006-07	Cherepovets	Russia	52	12	12	24	78	5	2	1	3	0
2007-08	Cherepovets	Russia	52	9	11	20	22	7	1	1	2	4
2008-09	Cherepovets	KHL	51	7	19	26	38	--	--	--	--	--
2009-10	Cherepovets	KHL	52	7	13	20	30	--	--	--	--	--

# THE PLAYERS

## IN THE SYSTEM

Amateur

European Pro/Amateur

Professional



**CENTER**

### NICK SPALING

(NIHK SPAW-ihng)

Shoots left. • 6-1, 195 lbs • Born, Palmerston, Ont., September 19, 1988.  
(Nashville's third choice, 58th overall (second round), in 2007 Entry Draft).

**CAREER NOTES:** Split his second pro season between Nashville (28 games) and Milwaukee (48 games), being recalled on two occasions (Dec. 15 and March 23)... Posted his first career point/assist in his NHL debut on Dec. 15, 2009 vs. Tampa Bay... Notched a plus or even rating in 26-of-28 NHL games... Averaged 1:43 of shorthanded ice time, fifth-highest among rookie forwards... Suited up for all six of Nashville's 2010 playoff games... Scored five of his seven goals on the AHL level on the power play in 2009-10, tying for fifth on the Admirals... Tied for fourth on Milwaukee (AHL) in points (35) and tied fifth on the Admirals in assists (23) in 2008-09, his first professional season... Ranked second on the 2008-09 Admirals in games played (79)... Tied for the team lead in shootout goals (4) and shootout attempts (11) in 2008-09... Suited up for all 11 of Milwaukee's 2009 Calder Cup playoff games... Helped the Kitchener Rangers win the 2008 OHL Championship and reach the Memorial Cup Finals... Tied for second in assists (6) and tied for third in points (8) at the 2008 Memorial Cup... Ranked third in 2008 OHL playoffs in goals (14) and fifth in points (30)... Tied for the 2008 OHL playoff lead in power-play goals (8)... Scored the game-winning goal in Game Seven of the 2008 OHL Finals series vs. Belleville... Ranked second on Kitchener in goals (38) and third in points (72) in 2007-08 despite missing six weeks with mononucleosis... Also ranked second in the League and led the Rangers in power-play goals (25) in 2007-08... Scored a goal for the Eastern Conference at the 2008 OHL All-Star Classic... Recorded multi-point outings in seven of 11 games in October 2007, including three four-point games (14g-10a)... Ranked third on the 2006-07 Kitchener Rangers with 59 points (23g-36a)... Competed in the 2007 CHL Top Prospects Game... Teammate of fellow Predators Prospect Matt Haischuk with Kitchener from 2006-08.

Season	Club	League	Regular Season					Playoffs				
			GP	G	A	PTS	PIM	GP	G	A	PTS	PIM
2005-06	Kitchener	OHL	62	10	15	25	22	5	0	3	3	0
2006-07	Kitchener	OHL	61	23	36	59	41	9	2	3	5	4
2007-08	Kitchener	OHL	56	38	34	72	18	25	16	22	38	11
2008-09	Milwaukee	AHL	79	12	23	35	28	11	0	3	3	8
2009-10	Milwaukee	AHL	48	7	10	17	21	--	--	--	--	--
	Nashville	NHL	28	0	3	3	0	6	0	0	0	0
<b>NHL/PREDATORS TOTALS</b>			<b>28</b>	<b>0</b>	<b>3</b>	<b>3</b>	<b>0</b>	<b>--</b>	<b>--</b>	<b>--</b>	<b>--</b>	<b>--</b>



**LEFT WING**

### TAYLOR STEFISHEN

(TAY-luhr STEH-fih-shehn)

Shoots right. • 5-11, 191 lbs. • Born, North Vancouver, B.C., August 15, 1990.  
(Nashville's fourth choice, 136th overall (fifth round), in 2008 Entry Draft).

**CAREER NOTES:** Expected to play his junior season at Ohio State University (CCHA) in 2010-11... Played in 29 of the Buckeyes' 38 games as a sophomore in 2009-10, ranking third on the team in shooting percentage (13.9%)... Notched eight points (3g-5a) in his first eight games after the calendar turned to 2010 (Jan. 8-Feb. 6)... Dressed in 15 of OSU's 42 games in 2008-09, missing the majority of his freshman campaign due to injury and illness... Registered five (2g-3a) of his eight points in a three-game span from Jan. 31-Feb. 8, 2009... Led the 2007-08 Langley Chiefs and ranked third in the BCHL in points with 81 (33g-48a) in 57 games... Also tied for seventh in the league in goals and tied for eighth in assists in 2007-08... Helped Langley reach the 2008 Coastal Conference Finals with a team-high 16 playoff points (6g-10a)... Played in the 2008 BCHL All-Star Game.

Season	Club	League	Regular Season					Playoffs				
			GP	G	A	PTS	PIM	GP	G	A	PTS	PIM
2006-07	Langley	BCHL	59	25	31	56	73	7	5	1	6	8
2007-08	Langley	BCHL	57	33	48	81	71	12	6	10	16	19
2008-09	Ohio State University	CCHA	15	3	5	8	2	--	--	--	--	--
2009-10	Ohio State University	CCHA	27	5	8	13	12	--	--	--	--	--

# THE PLAYERS

## IN THE SYSTEM



### RYANTHANG

(RIGH-uhn THAYNG)

Shoots right. • 5-11, 190 lbs. • Born, Chicago, Ill., May 11, 1987.  
(Nashville's fourth choice, 81st overall (third round), in 2007 Entry Draft).

RIGHT WING

**CAREER NOTES:** Served as team captain during his senior season at Notre Dame in 2009-10... Finished his Irish career ranked first all-time in game winners, fifth in games played, fifth in power-play goals and tied for 10th in short-handed goals. He is just one of 30 players in the history of the Notre Dame hockey program to score 50 or more goals and 50 or more assists in his Irish hockey career... Ranked second on the 2009-10 Fighting Irish in points (9g-14a-23pts)... Also tied for the UND team lead in penalty minutes (55), tied for second in goals (9) and ranked second in power-play goals (6) in 2009-10... Posted 16 points (6g-10a) in his final 12 games of 2009-10 after starting the season with seven points (3g-4a) in first 23 games while dealing with injuries... Signed his first pro contract on March 24, 2010 (two-year deal)... Played in Milwaukee's final 12 regular-season games of 2009-10 (3g-3a-6pts), and all seven of its 2010 Calder Cup Playoff contests (1g-3a-4pts)... An alternate captain for the Irish in 2008-09, helping them sweep the CCHA regular season and tournament titles... Named to the 2008 Preseason All-CCHA Second Team... Helped Notre Dame become the lowest-seeded team in tournament history to reach the NCAA National Championship Game in 2008... Led Notre Dame in goals (18), game-winning goals (5) and ranked second on the club in points (32) for the second consecutive season in 2007-08... Was also tops on the Fighting Irish in power-play tallies (7), shots (143) and third on the club in penalty minutes (48) in 2007-08... Tied for fourth in the CCHA in game-winning goals and seventh in the league in shorthanded goals (2) in 2007-08... Helped Notre Dame capture a 2007 conference championship... Led the Irish with 20 goals and finished second on the club with 41 points in 2006-07... Joined Notre Dame after two USHL seasons split between the Sioux Falls Stampede and the Omaha Lancers... Captained the 2003 U.S. U-17 team that won a gold medal at the Five Nations Tournament in Slovakia... Edina High School team MVP and an All-State selection in 2002-03.

Season	Club	League	Regular Season					Playoffs				
			GP	G	A	PTS	PIM	GP	G	A	PTS	PIM
2004-05	Sioux Falls	USHL	58	9	22	31	45	--	--	--	--	--
2005-06	Sioux Falls	USHL	32	8	14	22	52	--	--	--	--	--
	Omaha	USHL	25	15	15	30	26	5	2	1	3	2
2006-07	U. of Notre Dame	CCHA	42	20	21	41	22	--	--	--	--	--
2007-08	U. of Notre Dame	CCHA	47	18	14	32	48	--	--	--	--	--
2008-09	U. of Notre Dame	CCHA	33	10	9	19	36	--	--	--	--	--
2009-10	U. of Notre Dame	CCHA	37	9	14	23	55	--	--	--	--	--
	Milwaukee	AHL	12	3	3	6	4	7	1	3	4	2



### ANDREASTHURESSON

(an-DRAY-uhs TUHR-eh-suhn)

Shoots right. • 6-1, 212 lbs. • Born, Kristianstad, Sweden, November 18, 1987.  
(Nashville's seventh choice, 144th overall (fifth round), in 2007 Entry Draft).

RIGHT WING

**CAREER NOTES:** Recalled to Nashville on four occasions in 2009-10 (Oct. 31, Nov. 4, Dec. 26 and Jan. 28)... Made his NHL debut on Oct. 31, 2009 vs. Dallas... Notched his first NHL point in his third career game on Nov. 7, 2009 at Los Angeles, and posted another helper the following outing on Nov. 10, 2009 at San Jose... His first NHL goal came in a 2-1 overtime victory on Dec. 31, 2009 at Columbus... Ranked first among 2009-10 Predator forwards, and third among all club skaters, in hits per game (1.91)... Equaled his 2008-09 goal output in 24 fewer games with Milwaukee in 2009-10 (14)... Led the Milwaukee Admirals in 2010 Calder Cup Playoff scoring (2g-7a-9pts) and tied for the playoff team lead in assists and penalty minutes (16)... Tied for fourth in the 2010 AHL playoffs in points per game (1.29)... Ranked fifth on Milwaukee in goals (14) in 2008-09... Finished third on the 2008-09 Admirals in both shootout goals (3) and attempts (7)... Tied for fourth on the team in playoff goals (3), appearing in all 11 2009 Calder Cup playoff games... The youngest player in the American Hockey League in 2007-08... Appeared in all six of the Admirals 2008 Calder Cup playoff contests... Played his first full season in Sweden's Elite League in 2006-07 with Malmo... Represented Sweden at the 2007 World Junior Championships in Sweden.

Season	Club	League	Regular Season					Playoffs				
			GP	G	A	PTS	PIM	GP	G	A	PTS	PIM
2003-04	Malmo U-18	Sweden-U18	3	0	0	0	4	--	--	--	--	--
	Tyringe	Sweden-3	12	0	1	1	0	--	--	--	--	--
	Malmo Jr.	Sweden-Jr.	19	2	2	4	16	8	0	0	0	6
2004-05	Malmo U-18	Sweden-U18	3	1	1	2	4	--	--	--	--	--
	Malmo Jr.	Sweden-Jr.	30	4	4	8	28	3	2	1	3	2
2005-06	Malmo U-18	Sweden-U18	2	1	0	1	4	--	--	--	--	--
	Malmo Jr.	Sweden-Jr.	38	15	18	33	71	--	--	--	--	--
	Malmo	Sweden-2	20	0	2	2	10	--	--	--	--	--
2006-07	Malmo	Sweden	48	10	5	15	26	10	2	2	4	2
2007-08	Milwaukee	AHL	77	11	7	18	37	6	0	0	0	4
2008-09	Milwaukee	AHL	74	14	15	29	32	11	3	1	4	4
2009-10	Milwaukee	AHL	50	14	19	33	24	7	2	7	9	16
	Nashville	NHL	22	1	2	3	4	--	--	--	--	--
	<b>NHL/PREDATORS TOTALS</b>		<b>22</b>	<b>1</b>	<b>2</b>	<b>3</b>	<b>4</b>	<b>--</b>	<b>--</b>	<b>--</b>	<b>--</b>	<b>--</b>

IN THE SYSTEM

# THE PLAYERS

## IN THE SYSTEM



### KELSEY WILSON

(KEHL-see WIHL-suhn)

Shoots left. • 6-1, 214 lbs. • Born, Sault Ste. Marie, Ont., January 22, 1986.  
(Signed as a free agent on October 6, 2006).

LEFT WING

**CAREER NOTES:** Will return to North America for the 2010-11 season... Claimed the Austrian League title with EC Red Bull Salzburg in 2009-10... Led the Austrian League in penalty minutes (265) in 2009-10... Ranked second on the Red Bulls in power-play goals (8), and fourth on the club in goals (19) in 2009-10... Led the 2008-09 Milwaukee Admirals (AHL) in penalty minutes (160)... The only Admiral to appear in all 80 of the club's 2008-09 contests... Ranked fourth on the team in goals (15) and plus/minus rating (+10) in 2008-09... Ranked second on the 2008-09 Admirals in shooting percentage (14.6%)... One of just four AHLers to post at least 30 points and 150 penalty minutes in 2008-09... Led Milwaukee in 2009 playoff penalty minutes (20)... Led Milwaukee in penalty minutes (179) in 2007-08... Scored a goal while appearing in all six of the Admirals 2008 Calder Cup playoff games... Led all AHL rookies and Milwaukee in penalty minutes (215) in 2006-07... Led the Guelph Storm (OHL) in penalty minutes (196), ranked second in goals (38) and third in points (38g-31-69pts) in 2005-06... Netted a team-high 12 goals in the 2006 postseason for Guelph... Split the 2004-05 OHL season between Sarnia and Guelph.

Season	Club	League	Regular Season					Playoffs				
			GP	G	A	PTS	PIM	GP	G	A	PTS	PIM
2003-04	Sarnia	OHL	62	5	11	16	106	5	0	0	0	4
2004-05	Sarnia	OHL	37	0	3	3	118	--	--	--	--	--
	Guelph	OHL	23	7	4	11	78	4	0	0	0	9
2005-06	Guelph	OHL	67	38	31	69	196	15	12	6	18	33
2006-07	Milwaukee	AHL	74	9	10	19	215	4	0	0	0	6
2007-08	Milwaukee	AHL	66	8	11	19	179	6	1	0	1	22
2008-09	Milwaukee	AHL	80	15	17	32	160	10	1	2	3	20
2009-10	Red Bull Salzburg	Austria	52	18	22	40	231	12	1	2	3	34

Amateur

European Pro/Amateur

Professional

THE PLAYERS

# 2010 NHL ENTRY DRAFT



JUNE 25-26, 2010 IN LOS ANGELES, CALIFORNIA

RD	OVR	NAME	POS	CLUB
1	18	Austin Watson	RW	Peterborough (OHL)
3	78	Taylor Aronson	D	Portland (WHL)
5	126	Patrick Cehlin	RW	Djurgarden (Sweden)
6	168	Anthony Bitetto	D	Indiana (USHL)
7	194	David Elsner	LW	Landshut (Germany-2)
7	198	Joonas Rask	C	Ilves (Finland)



IN THE SYSTEM

From left: North American Amateur Scout Rick Knickle, Assistant General Manager Paul Fenton, 2010 first-round pick Austin Watson, Chief Amateur Scout Jeff Kealty, President of Hockey Operations/General Manager David Poile, North American Amateur Scout Jason Bukala

# THE PLAYERS

## 2010 NHL ENTRY DRAFT

Amateur

European Pro/Amateur

Professional



RIGHT WING

### AUSTIN WATSON

(AUZ-tihn WAWT-suhn)


Shoots right. • 6-4, 188 lbs. • Born, Ann Arbor, Mich., January 13, 1992.  
(Nashville's first choice, 18th overall (first round), in the 2010 Entry Draft).

**CAREER NOTES:** Attended the USA Hockey Junior Evaluation Camp in July/August 2010... Peterborough's nominee for the 2010 Red Tilson Award as the OHL's Most Valuable Player... Traded from Windsor to Peterborough on Jan. 10, 2010... Missed five weeks due to a broken ankle after blocking a shot while playing in the 2010 CHL Home Hardware Top Prospects Game. Closed out the season with 18 points (7g-11a) in the final seven games of the regular season upon returning from injury... Named CHL Player of the Week for the week of March 7 after recording nine points (5g-4a) in three games for the previous week... Notched six points (1g-5a) in the Petes' 2009-10 regular-season finale, a 10-3 victory over Oshawa on March 13... Rated 14th among North American Skaters in Central Scouting Services' final rankings... Participated in the 2010 USA Hockey National Junior Evaluation Camp... Helped the United States win gold at the 2010 U-18 World Championships, posting three points (1g-2a) and 33 penalty minutes (tied for second in the tournament) in seven games... Helped Windsor win both the 2009 Robertson Cup as OHL Champion and 2009 Memorial Cup... Named the Spitfires 2009 Hiram Walker and Sons Rookie of the Year... Posted points in each of his first four OHL games (2g-4a)... A graduate of the Detroit Compuware program which has produced the likes of Eric Lindros, Pat LaFontaine, Brian Rolston, Mike Modano and David Legwand... The oldest of 10 children.

Season	Club	League	Regular Season					Playoffs				
			GP	G	A	PTS	PIM	GP	G	A	PTS	PIM
2008-09	Windsor	OHL	63	10	19	29	41	25	0	4	4	17
2009-10	Windsor	OHL	42	11	23	34	14	--	--	--	--	--
	Peterborough	OHL	10	9	11	20	8	4	2	0	2	2

**SCOUTING REPORT:** A power forward who plays a high-energy two-way game... An excellent competitor who is aggressive on the forecheck and strong on the puck... A good penalty killer and shot blocker... Exhibits a great net-front presence on the power-play and has a very good stick, allowing him to create goals and scoring chances off redirections and tips... Protects the puck very well all over the ice.

**QUOTEBOOK:** "Austin's strengths are his size and his compete level. He's a very competitive player who scores, kills penalties, blocks shots. He has no real weaknesses in his game. He's got a well-rounded skill set that will complement our group moving forward. He has the potential to put up significant points as well. He got our attention when he played in Windsor. Their team was very deep, so he didn't have a lot of opportunities in scoring situations, but you could see it was there. Certainly his production at the end of the year with Peterborough solidified our opinion of that - that he can be a scorer. Moving forward we're hoping he can continue to grow that part of his game." - Predators North American Amateur Scout Jason Bukala



DEFENSE

### TAYLOR ARONSON

(TAY-luhr AIHR-uhn-suhn)

Shoots right. • 6-0, 196 lbs. • Born, Placentia, Calif., December 30, 1991.  
(Nashville's second choice, 78th overall (third round), in the 2010 Entry Draft).

**CAREER NOTES:** Ranked sixth among WHL rookie defensemen in points (5g-25a) in 2009-10... Also tied for fourth among first-year blueliners in assists, and tied for fifth in goals... Amassed nine points (2g-7a) in 11 games during the 2010 WHL Playoffs, good for seventh among League rookies despite the Hawks being eliminated in the second round... The 90th-rated North American Skater by Central Scouting Services... A first-round pick of the USHL's Tri-City Storm, but opted to go to the WHL... Spent the 2008-09 season with the L.A. Junior Kings.

Season	Club	League	Regular Season					Playoffs				
			GP	G	A	PTS	PIM	GP	G	A	PTS	PIM
2008-09	L.A. Jr. Kings	MWEHL	45	9	16	25	68	--	--	--	--	--
2009-10	Portland	WHL	71	5	25	30	65	11	2	7	9	13

**SCOUTING REPORT:** A mobile, puck-moving defenseman who models his game after Brian Rafalski... Has great vision and is very cool, very calm with the puck... Improved immensely during his first major junior season... Has big-time natural talent and lots of upside.

**QUOTEBOOK:** "Taylor has great vision. He's a good two-way player, he's a guy who offensively and defensively we count on in all situations, so he plays on the power play, plays on the penalty kill, plays in late game situations, and he's a guy who I think just has great reads and great instincts on the ice, especially for a player who hasn't played defense for a long time." - North American Amateur Scout Rick Knickle



# THE PLAYERS

## 2010 NHL ENTRY DRAFT



RIGHT WING

### PATRICK CEHLÍN

(PAT-rihk SAY-lihn)

Shoots right. • 5-11, 170 lbs. • Born, Huddinge, Sweden, July 27, 1991.  
(Nashville's third choice, 126th overall (fifth round), in the 2010 Entry Draft).

**CAREER NOTES:** Spent the majority of the 2009-10 season with Djurgarden's Elitserien team, helping them reach the League finals and earn a silver medal... Ranked No. 14 among European skaters in Central Scouting's final rankings... Ranked ninth in the Swedish Junior League in penalty minutes in 2008-09 (110)... Finished the 2008-09 season second on the Djurgarden junior team in both points and assists (10g-25a-35pts), while ranking third in goals... Tied for first in the tournament in penalty minutes (37) while representing Sweden at the 2009 U-18 World Championships... Posted four points (2g-2a) in six games during the U-18 Worlds tournament... Split the 2007-08 campaign between Djurgarden's junior and U-18 teams... Helped the U-18 team win the 2008 second division title, posting five assists in eight playoff contests... Helped Team Stockholm finish second in the 2007 TV-Pucken tournament, a famous U-17 national championship in Sweden consisting of teams from 24 districts. Notched seven points (2g-5a) in eight games during the tourney... Has played four seasons in the Djurgarden system, the same organization that produced current Predator Patric Hornqvist.

Season	Club	League	Regular Season					Playoffs				
			GP	G	A	PTS	PIM	GP	G	A	PTS	PIM
2007-08	Stockholm/Vit	TV-Pucken	8	2	5	7	2	--	--	--	--	--
	Djurgardens U-18	Sweden-U18	5	2	6	8	6	8	0	5	5	12
2008-09	Djurgardens Jr.	Sweden-Jr.	22	5	3	8	8	4	0	1	1	4
	Djurgardens U-18	Sweden-U18	4	5	2	7	0	1	0	0	0	2
	Djurgardens Jr.	Sweden-Jr.	36	10	25	35	110	6	1	2	3	10
2009-10	Djurgardens	Sweden	2	0	0	0	0	--	--	--	--	--
	Djurgardens Jr.	Sweden-Jr.	9	3	3	6	4	--	--	--	--	--
	Djurgardens	Sweden	54	5	6	11	10	16	0	2	2	2

**SCOUTING REPORT:** Is an excellent skater who accelerates well and has good top speed... Never hesitates to go into the hard areas... An offensive-minded player with good technical skills, release and creativity... Passes the puck well, but can also score.

**QUOTEBOOK:** "He is a high-energy guy, a fierce competitor, and he goes into the hard areas. I have a lot of comparisons to Patric Hornqvist in the way he approaches a game. He is not the biggest guy, but he is strong on the puck. He's one of those players who is in attack mode all the time." – Predators European Scout Lucas Bergman



DEFENSE

### ANTHONY BITETTO

(AN-thu-nee biht-EHT-oh)

Shoots left. • 6-1, 210 lbs. • Born, Oceanside, N.Y., July 15, 1990.  
(Nashville's fourth choice, 168th overall (sixth round), in the 2010 Entry Draft).

**CAREER NOTES:** Expected to play his freshman season at Northeastern University (Hockey East) in 2010-11... A 2009-10 All-USHL Second Team selection in his first full season with the Indiana Ice... Ranked fourth among United States Hockey League defensemen in points, third in assists and sixth at the position in goals (11g-29a-40pts) in 2009-10... Tied for first among USHL blueliners in game-winning goals, ranked second in shooting percentage (13.6%) and tied for sixth at the position in power-play goals (6) in 2009-10... Led the 2009-10 Ice in penalty minutes (99), and paced team d-men in plus/minus rating (+11)... Named USHL Defensive Player of the Week twice in two weeks in February 2010 after posting 23 points (7g-16a) in a 12-game span, which included two five-point games... Helped Indiana win the 2009 Clark Cup, dressing for all 13 of the club's postseason contests... Started the 2008-09 season as captain of Apple Core (EJHL), before joining the Ice in early January... Played 13 years in the Apple Core (N.Y.) development system that has also produced current NHLers Rob Scuderi, Douglas Murray, Mark Eaton and Eric Nystrom.

Season	Club	League	Regular Season					Playoffs				
			GP	G	A	PTS	PIM	GP	G	A	PTS	PIM
2007-08	N.Y. Apple Core	EJHL	17	2	6	8	28	--	--	--	--	--
2008-09	N.Y. Apple Core	EJHL	30	2	9	11	50	--	--	--	--	--
	Indiana	USHL	24	1	3	4	29	13	0	3	3	6
2009-10	Indiana	USHL	58	11	29	40	99	9	2	2	4	19

**SCOUTING REPORT:** A two-way defenseman... Skates well and has a powerful shot... Plays a rugged, hard-nosed game in his own zone.

**QUOTEBOOK:** "Bitetto is a good, strong, physical defenseman. He makes a good first pass, and plays an in-your-face style of defense. He finishes checks and has good jam defensively." – Predators North American Amateur Scout David Westby

IN THE SYSTEM

# THE PLAYERS

## 2010 NHL ENTRY DRAFT

Amateur

European Pro/Amateur

Professional



LEFT WING

### DAVID ELSNÉR

(DAY-vihd EHLZ-nehr)

Shoots left. • 6-0, 184 lbs. • Born, Landshut, Germany, March 22, 1992. (Nashville's fifth choice, 194th overall (seventh round), in the 2010 Entry Draft).

**CAREER NOTES:** Expected to play the 2010-11 season with ERC Ingolstadt of the German Elite League... Ranked third on the Landshut Jr. Cannibals in points per game (1.00) in 2009-10... Tied for third in points (2g-4a-6pts) and assists in five games during the 2010 German Junior League playoffs... Rated No. 52 among European skaters in Central Scouting Services final rankings... Won a gold medal with Germany at the 2009 Division I U-18 Championships, posting four assists and a team-high 14 penalty minutes in five games at the tourney... Ranked second on the Landshut juniors in points and goals (17g-18a-35pts) in 36 games during the 2008-09 campaign... Tied for sixth in the German Junior League playoffs in assists (8) in 2009... Played for Germany at the 2008 U-17 World Hockey Challenge... Ranked fourth in points for the Junior Cannibals in 2007-08 (11g-8a-19pts)... Three of the seven German born-and-trained players to have appeared in at least 300 career NHL games have spent time with Landshut – Uwe Krupp, Christoph Schubert and Marco Sturm.

Season	Club	League	Regular Season					Playoffs				
			GP	G	A	PTS	PIM	GP	G	A	PTS	PIM
2007-08	Landshut U-18	Germany-Jr.	36	11	8	19	16	3	1	0	1	4
2008-09	Landshut U-18	Germany-Jr.	36	17	18	35	46	9	2	8	10	10
2009-10	Landshut U-18	Germany-Jr.	17	10	7	17	63	5	2	4	6	12
	Landshut	Germany-2	29	6	3	9	6	6	0	0	0	16

**SCOUTING REPORT:** An energy player and physical presence who is relentless on both the forecheck and backcheck... Brings a determined hard-nosed approach to the rink, and is also a workout warrior... Will sacrifice his body to make a play and always finishes his checks... Powerful skater who drives hard to the net... Shoots hard and fast... Surprisingly effective offensively when given the opportunity.

**QUOTEBOOK:** "Elsner is a hard-hitting forward, who does some things on the ice like Jordin Tootoo –if you do not keep your head up, you are going to pay the price. He likes to go after you, he likes to play physical and he likes to use his body. He will drive to the net, shoot from anywhere and stay in front of the crease." – Predators European Scout Martin Bakula



CENTER

### JOONAS RASK

(YOH-nuhs RASK)

Shoots right. • 5-10, 176 lbs. • Born, Savonlinna, Finland, March 24, 1990. (Nashville's sixth choice, 198th overall (seventh round), in the 2010 Entry Draft).

**CAREER NOTES:** Spent his first full season with Ilves' Elite League team in 2009-10 after splitting the 2008-09 campaign between its junior and senior level teams... Tied for second on the team in goals (3) in five games during 2010 relegation play... Posted two goals in six games for Finland at the 2010 World Junior Championships... Rated 82nd among European skaters by Central Scouting after being ranked 90th among international skaters in 2009 and 20th in 2008... Ranked fourth on the Ilves junior squad in assists (11), and sixth in points (19) in 2008-09, despite playing in only 25 of the team's 42 regular-season games... Tied for third in points (1g-3a) and assists on the Finnish squad at the 2009 World Junior Championships... Captained Team Finland at the 2008 U-18 World Championships, tying for first on the club with five points (1g-4a) in six games... Named one of Finland's three best players of the 2008 U-18 tournament... Split the 2006-07 and 2007-08 seasons between Ilves' Junior and U-18 squads... The younger brother of Boston Bruins netminder, Tuukka Rask.

Season	Club	League	Regular Season					Playoffs				
			GP	G	A	PTS	PIM	GP	G	A	PTS	PIM
2006-07	Ilves U-18	Finland-U18	32	17	23	40	46	--	--	--	--	--
	Ilves Jr.	Finland-Jr.	1	0	0	0	0	--	--	--	--	--
2007-08	Ilves U-18	Finland-U18	6	3	9	12	22	--	--	--	--	--
	Ilves Jr.	Finland-Jr.	32	11	18	29	34	--	--	--	--	--
2008-09	Ilves Jr.	Finland-Jr.	25	8	11	19	8	--	--	--	--	--
	Ilves	Finland	24	1	0	1	8	3	0	1	1	0
	Leki	Finland-2	1	1	2	3	2	--	--	--	--	--
2009-10	Ilves	Finland	43	10	9	19	32	5	3	0	3	0
	Ilves Jr.	Finland-Jr.	2	0	0	0	2	4	2	2	4	0

**SCOUTING REPORT:** Hard worker that makes things difficult for the opposing team... An incredibly reliable player who plays a sound two-way game... Always does all the little things to help his team win... Incredible energy and intensity on the penalty kill... Skating is continually improving... He's got soft hands and uses his hockey sense effectively to find open space... Wins his fair share of face-offs... Displays good understanding of the game.

**QUOTEBOOK:** "We have described him as a Vernon Fiddler-type of player. He's a good all-around player, who is full of heart, full of character, and has an extreme passion for the game." – Predators European Scout Janne Kekalainen



**2009-10**

## TEAM NOTES

**PREDATORS IN ELITE CLASS WITH FIVE STRAIGHT 40-WIN/23 HOME WIN SEASONS**

The Predators finished the 2009-10 season with a 47-29-6 record (100 points), the third-best mark in franchise history. The victory total vaulted Nashville into an elite class of just five teams who have reached the 40-win mark in five consecutive seasons (San Jose, New Jersey, Calgary, and Detroit are the others). In the five NHL seasons since 2005-06, the Predators have amassed 228 victories, the fifth-most in the League, and third-most in the Western Conference. Additionally, the club has 131 home victories since the start of the 2005-06 campaign, tied for the third-most in that span behind only Detroit (136) and New Jersey (132). The Predators are one of just four teams (with Detroit, New Jersey and Minnesota) to have at least 23 home victories in each of the last five campaigns.

Going back one more season to 2003-04, Nashville is one of just four Western Conference teams, and one of eight teams overall, to make the playoffs at least five times.

**ROAD WARRIORS**

Nashville finished with a 23-15-3 (49 points) mark on the road this season, tying the franchise record for road victories and points previously attained during the 2006-07 season. Four times in 2009-10 the Preds reeled off at least four straight wins away from Bridgestone Arena, something that had only been done three times total in the franchise's first 10 seasons. Twice the team put together five-game road winning streaks (March 12-April 3 and Dec. 29-Jan. 15) and a four-game winning streak Dec. 4-19 was part of a 6-0-1 run from Nov. 12-Dec. 19. That tied the club mark for consecutive away games with a point. Nashville's 23 wins was tied for the League's fourth-highest total in 2009-10, and it was one of just five teams (along with Washington, San Jose, Chicago and Los Angeles) to gross at least 23 wins both at home and on the road.

The Predators road record was made possible by their 92 even-strength goals – the second-most road goals in the League – and overall goal total which was fifth highest (115).

**NASHVILLE CLUTCH IN EXTRA TIME**

The Predators posted a 14-6 record in their 20 games that required overtime or a shootout in 2009-10, setting a franchise record for extra-session wins in a season. Seven of the club's final 13 games of the regular season required extra time, with Nashville posting a 6-1 record in those games. Nashville's .700 winning percentage was good for second in the NHL. The Predators posted a 6-2 record in games determined in the five-minute overtime period, and an 8-4 mark in shootouts. Five players accounted for the six overtime goals, with **David Legwand** – the franchise's all-time leader in overtime points (7g-5a) – scoring twice. Three of the six goals came in the first minute of sudden death. Nashville netminders **Dan Ellis** and **Pekka Rinne** led the charge in shootouts, combining to post a .764 save percentage, fourth-best in the League. Ellis posted a .800 save percentage in three appearances, good for fifth in the NHL. Rinne, meanwhile, finished strong, stopping 18 of the last 20 attempts he faced to finish with a .756 save percentage. He was one of only two goalies to face at least 25 shootout attempts and post a save percentage greater than .750. An NHL-high 41 of those attempts came on Bridgestone Arena ice, where he posted a .780 save percentage, fourth-best among goalies facing at least 15 attempts. Among shooters, **Martin Erat** led the way, going 5-for-11 – tied for eighth-best (45.4 percent) among shooters taking at least 10 attempts – with three shootout-deciding markers, tied for fourth-best in the NHL.

**PREDATORS SET FRANCHISE RECORD FOR WINS IN A MONTH**

With an 11-5-1 record in March 2010, the Predators set a franchise record for wins and points in a single month. The previous mark was 10 wins attained four times (January 2004, November 2006, January 2007 and February 2009), and 22 points set with a 10-4-2-0 record in January 2004. Nashville's banner March included a six-game winning streak from the 12th to the 21st and a 4-1 mark in overtime, which five of the last nine games of the month required. It was also just the second time in franchise history the Predators played as many as 17 games in a single month – they went 6-8-3-0 in January 2002, another Olympic year. Additionally, the Preds went 9-0-1 in one-goal games during the month.

**TROTZ HITS SIXTH ON PAIR OF ALL-TIME LISTS**

Predators head coach **Barry Trotz** reached a couple of milestones as his 11th season behind the Nashville bench came to a close. On April 3 at Detroit, he recorded his 900th game coached – all behind Nashville's bench – becoming just the sixth coach in NHL history to reach the mark with a single team. Al Arbour (1,499 with N.Y.

## TEAM NOTES

Islanders) ranks first on the games coached with a single team list, while Billy Reay (1,012 with Chicago), Lindy Ruff (979 with Buffalo), Jack Adams (964 with Detroit) and Toe Blake (914 with Montreal) round out the top five. With a victory over the Red Wings that afternoon, the Dauphin, Man., native, tied Scotty Bowman's 410 wins with Detroit for sixth on the wins with a single team list. He moved into sole possession of sixth place with a win over St. Louis in the season finale. Arbour's 739 wins with the Islanders tops that list, followed by Ruff (481), Glen Sather (464 with Edmonton), Dick Irvin (431 with Montreal) and Bowman's 419 wins with Montreal.



HEAD COACH BARRY TROTZ &  
ASSISTANT COACH PETER HORÁČEK

## OTHER TEAM NOTABLES

- The Predators went 14-6-1 (29 points) after the 2010 Olympic break, the League's fourth-best record, and third-highest point total. Only Detroit (16-3-2), Washington (13-2-5) and Phoenix (13-4-2) posted better records after March 1.
- The Predators went 42-19-6 in games decided by two goals or less – the most wins in the NHL in that situation. Their 28-9-6 mark in one-goal games ranked second. Starting with a 2-1 victory over the New York Rangers on Feb. 10, the Predators posted a 14-0-1 record in one-goal games through the end of the season.
- Nashville tied with Phoenix for the NHL lead when leading after one period (23-1-0), but also had the League's top record when trailing after 20 minutes (10-9-2).
- Nashville's 28-6-1 record when scoring the first goal of the game ranked second in the League in 2009-10. It also tied for second in wins when giving up the first goal of the game (19).
- The Predators averaged the fewest penalty minutes per game (8.7), a franchise record, and were shorthanded the second-fewest times (258), also a franchise record. Excluding the shortened 1994-95 season, it was the fewest penalty minutes since the 1976-77 Pittsburgh Penguins (669). Nashville went down a man on home ice a League-low 113 times.

## HORNQVIST BREAKS OUT IN 2009-10

Second-year forward **Patric Hornqvist** became the fourth player in franchise history – and first Predators draft pick – to score 30 goals for the franchise this season, one season after scoring just twice in 28 games as a rookie. His 28-goal increase from his rookie season in 2008-09 made him just the second player in the last nine seasons dating back to 2000-01 to experience such an increase when playing at least 20 games the season prior (Milan Hejduk, plus-29 in 2002-03). While his 30 goals tied him for 19th in the NHL, his eight game-winning goals not only tied the franchise record, but also tied for second in the League 2009-10. The Swedish Olympian scored one-third (10) of his goals on the power-play, all of which came after Dec. 1, which tied for fourth in the NHL in that span. Additionally, Hornqvist had the fewest NHL games experience (108) and the lowest average ice time (15:41) among the NHL's Top 20 goal scorers. He also set a franchise record in shots on goal with 275, a total that ranked 14th-highest this season.

Since the implementation of the modern amateur entry draft in 1969, eight of 41 players selected with the final pick of the draft have gone on to play at least one NHL game. Of those eight, just three – Hornqvist (230th overall in 2005), Kim Johnsson (286th in 1994) and Andy Brickley (210th in 1980) – have appeared in at least 100 games and posted 50 points.

## RINNE'S SEASON HIGHLIGHTED BY A STELLAR MARCH

Sophomore netminder **Pekka Rinne** compiled a 32-16-5 record, and tied his own franchise record with seven shutouts in 2009-10, becoming just the second goaltender in franchise history to post a 30-win season, in addition to moving into second on the club's all-time shutout list with 14. While the single season win total ranks third behind Tomas Vokoun's marks of 36 in 2005-06 and 34 in 2003-04, Rinne's 61 wins over the past two seasons is the 11th-most by an NHL goaltender. The Kempele, Finland native's season shutout total tied for third in the League, while all 14 of his whitewashes have come since Dec. 1, 2008 – the most in the NHL since that date.



PEKKA RINNE

## TEAM NOTES

Rinne's numbers were boosted in-large part to his play in the month of March, which rivaled any month-long individual performance in franchise history. The 6-5, 207-pounder led the NHL in shutouts during the month with four, and ranked second among NHL netminders in wins, posting a 9-3-1 record. Additionally, Rinne's 1.81 goals-against average was first among goalies making at least five starts, while his .934 save percentage was second. He was named the NHL's First Star of the Week on March 22, and garnered Third Star of the Week honors on March 15.

He started a stretch of four shutouts in a nine-game span with a 31-save effort at Anaheim on March 12. Six days later he posted whitewashes in back-to-back games, blanking Minnesota in a 5-0 win on March 18 (17 saves), and Columbus in a 1-0 overtime victory on March 20 (33 saves) as part of a 149:04 shutout streak, the second-longest in franchise history. He stopped all 38 shots he faced against Detroit on March 27 in a 1-0 shootout loss, the 12th time a Rinne shutout has ended in a 1-0 or 2-0 score.

### WEBER SCORES GOALS

A season after tying for the fourth-highest goal total by a defenseman in the past 10 seasons (23 in 2008-09), Shea Weber continued to light the lamp for the Predators in 2009-10, tying for second among NHL blueliners in goals with 16 goals. Since the start of the 2006-07 season, the Sicamous, B.C., native has scored 62 times, second-most in that span behind only Washington's Mike Green (70). The 6-4, 234-pounder scored an NHL defenseman-high 12 of his goals on the road. He also tied for fourth at the position in power-play markers (7), and tied for fifth in game-winning goals (3).

### MR. DURABLE

For the second consecutive season, and for the third time in the last four campaigns, defenseman Ryan Suter suited up for all 82 of Nashville's games, extending his games played streak to 203 dating back to Jan. 13, 2008. The Madison, Wis., native has played 20-or-more minutes in all but two games over the past two seasons, and ranked 13th in the League this season in total minutes played (1,966:02). After setting the franchise record for average ice time a season ago (24:15), Suter logged 23:58 per game in 2009-10, third-highest in Predators history.



### WEBER STRIKES OLYMPIC GOLD, EARNS ALL-STAR NOD, SUTER CLAIMS SILVER

The Nashville Predators were well represented at the 2010 Vancouver Olympics, led by defenseman **Shea Weber**, who claimed a gold medal thanks to Canada's 3-2 overtime victory over the United States in the Gold Medal Game. Weber, drafted 49th overall (second round) by Nashville in 2003, was one of just two defensemen (along with United States/Detroit blueliner Brian Rafalski) to be named to the Olympic All-Star Team after he notched a point in six of his nation's seven tournament games (2g-4a) while ranking second on the team in average ice time (20:37). The Sicamous, B.C., native's point total tied for second among all defensemen in the competition, and he was one of just four d-men to register multiple goals in the tourney. This was the 6-4, 234-pounder's third gold medal for Team Canada — he was part of championship-winning teams at the 2005 World Junior Championships and 2007 World Championships, in addition to earning silver at the 2009 World Championships.

Weber's defensive partner, **Ryan Suter**, earned a silver medal as part of the United States' Olympic entry, duplicating the finish of his uncle Gary at the 2002 Salt Lake City Olympics. The Madison, Wis., native led Team USA in average ice time for the tournament (22:50), highlighted by a game-high 31:31 played in the Gold Medal Game — he played 11:38 in the third period and 4:12 of 7:40 in sudden-death overtime. Drafted seventh overall by the Predators in 2003, Suter tied for the tournament lead in plus/minus rating (+9) with Canada's Jonathan Toews, and amassed four assists in America's six games.

### NASHVILLE'S OTHER OLYMPIANS

**Patric Hornqvist** made his first career Olympic appearance representing Sweden, and scored a goal while playing in all four of the nation's games. The tally — notched in the quarterfinals against Slovakia — was set up by former Predator Peter Forsberg... **Martin Erat** donned a Czech

## TEAM NOTES

Republic sweater at the Olympics for the second straight time in Vancouver. He played all five of his nation's games, registering one assist and a plus-1 rating while averaging 16:03 of ice time... Both **Marcel Goc** and **Alexander Sulzer** also played in their second Olympic Games for Team Germany. Goc paced the German squad with two goals and three points in four games in addition to leading all team forwards in ice time (18:22). Sulzer also played in all four of Germany's games, averaging 15:09 of ice time.

## OTHER PLAYER NOTABLES

- **Martin Erat** recorded one of the best goal-scoring months in franchise history during December 2009, tying for the League lead with 10 goals in 14 games – that tied the franchise record for most goals in a month (Jason Arnott, February 2009).

The Trebic, Czech Republic native had a point in all but two of the 14 games he played during the month, tying for eighth in the NHL in points (10g-8a) in 2009's final 31 days. Three of the 10 goals came during Erat's second career hat trick on Dec. 8 vs. Vancouver.

- **Kevin Klein** saw a major increase in his ice time in 2009-10, averaging more than seven minutes more per game than he did in 2008-09. After averaging 12:39 a season ago, Klein saw a 19:55 per game this season, an increase of 7:16. Among skaters who played more than 60 games last season, he is the only one in the League with an increase of at least six minutes per contest.
- A couple of notables came out of Nashville's 6-5 overtime victory at Ottawa on Oct. 22. First, **Shea Weber** and **Ryan Suter** both scored a pair of goals, while **Cody Franson** tallied his first NHL goal, meaning five of Nashville's six goals came from defensemen. It was the most goals by the defensive corps in franchise history, and the most in the NHL since March 21, 2004 when the Edmonton Oilers had five goals from their blueliners in a 5-2 win over San Jose. The other goal came from **J.P. Dumont**, who also pitched in four assists to tie the franchise mark for points in a game. The only other Predators to record five points in a single game are **Dan Hamhuis** (1g-4a at Pittsburgh on March 4, 2004) and **Marek Zidlicky** (5a at February 18, 2004).

## HOMEGROWN TALENT

Of the 32 players to dress for at least one game for the Predators in 2009-10, a franchise-record 17 of them were drafted and developed by the organization. The previous club record was 12 picks both in 2008-09 and in 2006-07. Of those 17, five made their NHL debuts in 2009-10 (forwards **Nick Spaling**, **Andreas Thuresson** and **Colin Wilson**

and defensemen **Cody Franson** and **Teemu Laakso**). Four players were selected in the first round by the club – **David Legwand** (2nd overall, 1998), **Dan Hamhuis** (12th overall, 2001), **Ryan Suter** (7th overall, 2003) and **Wilson** (7th overall, 2008) – four were taken in the second round – **Kevin Klein** (37th overall in 2003), **Shea Weber** (49th overall in 2003), **Alexander Sulzer** (92nd overall in 2003) and **Spaling** (58th overall in 2007) – a pair were picked in the third round – **Laakso** (78th overall in 2005) and **Franson** (79th overall in 2005) – **Jordin Tootoo** was picked in the fourth round (98th overall in 2001) – two were selected in the fifth round – **Cal O'Reilly** (150th overall in 2005) and **Thuresson** (144th overall in 2007) – one went in the sixth round – **Mike Santorelli** (178th overall in 2004) – a pair were tabbed in the seventh round – **Martin Erat** (191st overall in 1999) and **Patric Hornqvist** (230th overall in 2005) and goaltender **Pekka Rinne** was an eighth-round pick (258th overall in 2004).

## NOTABLE CAREER HIGHS ATTAINED IN 2009-10

**Francis Bouillon** – Set a career high in games played (81).

**Dustin Boyd** – Set career highs in games played (78), points (24), assists (13), plus/minus rating

(+6) and penalty minutes (19). Tied career highs in goals (11, set last season with Calgary) and game-winning goals (3, set last season with Calgary).

**Martin Erat** – Tied a career high in power-play goals (5, reached in 2005-06 and 2006-07).

**Marcel Goc** – Set career highs in goals (12), assists (18), points (30), plus/minus rating (+10).

**Denis Grebeshkov** – Tied a career high in goals (7, set last season with Edmonton).

**Patric Hornqvist** – Set career highs in games played (80), goals (30), assists (21), points (51), plus/minus rating (+18), penalty minutes (40), power-play goals (10) and game-winning goals (8).

**Kevin Klein** – Set career highs in games played (81), assists (10) and penalty minutes (27).

**David Legwand** – Tied a career high in games played (82, set in 2003-04).

**Jerred Smithson** – Set a career high in goals (9) and tied a career high in penalty minutes (54, set in ).

**Steve Sullivan** – Tied a career high in games played (82, set previously with Chicago in 2002-03).

**Ryan Suter** – Tied a career high in games played (82, hit in 2008-09 and 2006-07).

**Jordin Tootoo** – Set a career high in assists (10).

**Joel Ward** – Set a career high in assists (21).

**Pekka Rinne** – Set career highs in games played (58) and wins (32). Tied a career high in shutouts (7, set last season).



2009-10

## FINAL SCORING

Pos.	No.	Player	GP	TOI/G	Sft/G	G	A	P	+/-	PIM	PP	SH	GW	S	S%	F/O	W-L	F/O%	H	BS
RW	27	Patric Hornqvist	80	15:41	19.7	30	21	51	18	40	10	0	8	275	10.9	5-13	27.8	69	26	
LW	26	Steve Sullivan	82	17:55	23.6	17	34	51	2	35	5	0	4	152	11.2	1-9	10.0	26	13	
RW	10	Martin Erat	74	17:59	23.3	21	28	49	-7	50	5	0	2	168	12.5	24-49	32.9	48	36	
C	19	Jason Arnott	63	18:41	23.5	19	27	46	0	26	6	0	3	216	8.8	526-551	48.8	24	17	
RW	71	J.P. Dumont	74	14:46	19.1	17	28	45	8	20	3	1	3	112	15.2	0-0	0.0	20	19	
D	6	Shea Weber	78	23:10	28	16	27	43	0	36	7	0	3	222	7.2	0-0	0.0	165	106	
C	11	David Legwand	82	18:42	25.3	11	27	38	-5	24	0	1	3	151	7.3	538-586	47.9	38	46	
D	20	Ryan Suter	82	23:58	28.6	4	33	37	4	48	2	0	1	125	3.2	0-1	0.0	55	112	
RW	29	Joel Ward	71	17:32	24.2	13	21	34	-5	18	3	1	1	134	9.7	31-50	38.3	42	62	
C	9	Marcel Goc	73	14:41	21.1	12	18	30	10	14	0	0	1	118	10.2	475-437	52.1	51	26	
C	14	Dustin Boyd	78	12:13	17.4	11	13	24	6	19	0	0	3	112	9.8	244-229	51.6	81	43	
		NSH	18	12:11	16.8	3	2	5	1	4	0	0	1	32	9.4	61-44	58.1	20	8	
		CGY	60	12:14	17.6	8	11	19	5	15	0	0	2	80	10.0	183-185	49.7	61	35	
D	2	Dan Hamhuis	78	21:15	26	5	19	24	4	49	0	0	0	115	4.3	0-0	0.0	148	95	
D	37	Denis Grebeshkov	51	21:24	25.2	7	14	21	-16	32	1	0	0	47	14.9	1-0	100.0	46	55	
		NSH	4	16:28	19.3	1	1	2	0	6	0	0	0	4	25.0	0-0	0.0	5	4	
		EDM	47	21:49	25.7	6	13	19	-16	26	1	0	0	43	14.0	1-0	100.0	41	51	
D	32	Cody Franson	61	14:11	18.5	6	15	21	15	16	1	0	3	90	6.7	0-0	0.0	55	53	
RW	22	Jordin Tootoo	51	10:50	14.6	6	10	16	2	40	0	0	1	101	5.9	2-6	25.0	72	7	
C	33	Colin Wilson	35	15:09	18.8	8	7	15	-2	7	1	0	3	58	13.8	62-62	50.0	21	11	
RW	25	Jerred Smithson	69	13:58	21.5	9	4	13	-4	54	0	2	1	54	16.7	301-247	54.9	84	41	
LW	28	Ryan Jones	NSH	41	10:42	14.4	7	4	11	3	18	2	0	0	53	13.2	0-1	0.0	63	18
D	51	Francis Bouillon	81	19:18	23.8	3	8	11	5	50	1	0	1	86	3.5	0-0	0.0	162	96	
C	16	Cal O'Reilly	31	13:37	16.9	2	9	11	1	4	1	0	0	23	8.7	133-148	47.3	2	7	
D	8	Kevin Klein	81	19:55	24.8	1	10	11	-13	27	0	0	0	67	1.5	0-0	0.0	101	147	
C	38	Dave Scatchard	16	10:42	16.3	3	2	5	3	17	0	0	0	25	12.0	42-39	51.8	18	3	
C	18	Michael Santorelli	25	10:57	14.7	2	1	3	-8	8	0	0	0	36	5.6	48-57	45.7	9	6	
RW	12	Andreas Thuresson	22	9:59	13.4	1	2	3	-5	4	0	0	0	30	3.3	3-7	30.0	42	6	
LW	13	Nick Spaling	28	11:03	15.8	0	3	3	3	0	0	0	0	26	0.0	39-56	41.0	13	9	
D	52	Alexander Sulzer	20	13:22	16.6	0	2	2	4	4	0	0	0	15	0.0	0-0	0.0	11	18	
RW	3	Wade Belak	39	4:21	6.3	0	2	2	0	58	0	0	0	8	0.0	0-0	0.0	30	4	
LW	36	Peter Olvecky	1	7:53	10	0	0	0	0	0	0	0	0	0	0.0	0-0	0.0	0	0	
LW	21	Triston Grant	3	7:14	11.3	0	0	0	0	9	0	0	0	2	0.0	0-0	0.0	5	1	
RW	24	Ben Guite	6	8:29	13.2	0	0	0	-3	4	0	0	0	5	0.0	15-19	44.1	14	4	
D	4	Teemu Laakso	7	10:48	14.7	0	0	0	-2	2	0	0	0	5	0.0	0-0	0.0	6	5	
No.	Goaltender	GP	Mins	GAA	W	L	OT	SO	GA	SA	SV%	G	A	PIM						
35	Pekka Rinne	58	3246	2.53	32	16	5	7	137	1541	.911	0	0	2						
39	Dan Ellis	31	1715	2.69	15	13	1	1	77	848	.909	0	1	4						
<b>NASHVILLE TOTALS</b>		<b>82</b>	<b>4991</b>	<b>2.66</b>	<b>47</b>	<b>29</b>	<b>6</b>	<b>8</b>	<b>221</b>	<b>2396</b>	<b>.908</b>	<b>0</b>	<b>1</b>	<b>6</b>						



2009-10

## SCORING BREAKDOWN

POS	NO.	PLAYER	HOME			ROAD			EVEN STRENGTH			POWER-PLAY			SHORTHANDED			TOTAL		
			G	A	PTS	G	A	PTS	G	A	PTS	G	A	PTS	G	A	PTS	G	A	PTS
C	19	Jason Arnott	16	13	29	3	14	17	13	15	28	6	12	18	0	0	0	19	27	46
RW	3	Wade Belak	0	1	1	0	1	1	0	2	2	0	0	0	0	0	0	0	2	2
D	51	Francis Bouillon	0	4	4	3	4	7	2	4	6	1	3	4	0	1	1	3	8	11
C	14	Dustin Boyd	1	1	2	2	1	3	3	2	5	0	0	0	0	0	0	3	2	5
RW	71	J.P. Dumont	7	13	20	10	15	25	13	18	31	3	10	13	1	0	1	17	28	45
RW	10	Martin Erat	14	11	25	7	17	24	16	18	34	5	9	14	0	1	1	21	28	49
D	32	Cody Franson	2	4	6	4	11	15	5	10	15	1	5	6	0	0	0	6	15	21
C	9	Marcel Goc	4	6	10	8	12	20	12	18	30	0	0	0	0	0	0	12	18	30
LW	21	Triston Grant	0	0	0	0	0	0	0	0	0	0	0	0	0	0	0	0	0	0
D	37	Denis Grebeshkov	1	1	2	0	0	0	1	1	2	0	0	0	0	0	0	1	1	2
RW	24	Ben Guite	0	0	0	0	0	0	0	0	0	0	0	0	0	0	0	0	0	0
D	2	Dan Hamhuis	3	11	14	2	8	10	5	18	23	0	1	1	0	0	0	5	19	24
RW	27	Patric Hornqvist	13	13	26	17	8	25	20	19	39	10	2	12	0	0	0	30	21	51
LW	28	Ryan Jones	3	1	4	4	3	7	5	4	9	2	0	2	0	0	0	7	4	11
D	8	Kevin Klein	1	3	4	0	7	7	1	9	10	0	0	0	0	1	1	1	10	11
D	4	Teemu Laakso	0	0	0	0	0	0	0	0	0	0	0	0	0	0	0	0	0	0
C	11	David Legwand	6	11	17	5	16	21	10	21	31	0	6	6	1	0	1	11	27	38
C	16	Cal O'Reilly	0	5	5	2	4	6	1	8	9	1	1	2	0	0	0	2	9	11
LW	36	Peter Olvecky	0	0	0	0	0	0	0	0	0	0	0	0	0	0	0	0	0	0
C	18	Michael Santorelli	0	1	1	2	0	2	2	1	3	0	0	0	0	0	0	2	1	3
C	38	Dave Scatchard	2	1	3	1	1	2	3	1	4	0	0	0	0	1	1	3	2	5
RW	25	Jerred Smithson	6	1	7	3	3	6	7	4	11	0	0	0	2	0	2	9	4	13
LW	13	Nick Spaling	0	3	3	0	0	0	0	3	3	0	0	0	0	0	0	0	3	3
LW	26	Steve Sullivan	9	21	30	8	13	21	12	26	38	5	8	13	0	0	0	17	34	51
D	52	Alexander Sulzer	0	1	1	0	1	1	0	1	1	0	0	0	0	1	1	0	2	2
D	20	Ryan Suter	0	18	18	4	15	19	2	18	20	2	15	17	0	0	0	4	33	37
RW	12	Andreas Thuresson	0	0	0	1	2	3	1	2	3	0	0	0	0	0	0	1	2	3
RW	22	Jordin Tootoo	1	6	7	5	4	9	6	10	16	0	0	0	0	0	0	6	10	16
RW	29	Joel Ward	6	11	17	7	10	17	9	20	29	3	1	4	1	0	1	13	21	34
D	6	Shea Weber	4	15	19	12	12	24	9	14	23	7	13	20	0	0	0	16	27	43
RW	33	Colin Wilson	3	3	6	5	4	9	7	5	12	1	2	3	0	0	0	8	7	15
<b>TEAM TOTALS</b>			<b>102</b>	<b>179</b>	<b>281</b>	<b>115</b>	<b>186</b>	<b>301</b>	<b>165</b>	<b>272</b>	<b>437</b>	<b>47</b>	<b>88</b>	<b>135</b>	<b>5</b>	<b>5</b>	<b>10</b>	<b>217</b>	<b>365</b>	<b>582</b>

2009-10

2009-10

## GAME-BY-GAME SUMMARY

#	Date	Team	W/L/O	Record	GF - GA	Scorers	GWG	PP	PK	SF - SA	W - L	Gltdr	Attend.
1	10/03/2009	@ DAL	W**	01-00-00	3-2	19p,26	18	1-4	5-6	26-40	39 / 35	18532+	
2	10/08/2009	COL	W	02-00-00	3-2	19,27,27	27	0-2	1-3	37-24	39 / 41	14797	
3	10/10/2009	BUF	L	02-01-00	0-1		25	0-1	4-4	25-42	30 / 35	14209	
4	10/12/2009	EDM	L	02-02-00	1-6	19	67	0-6	1-2	41-20	38 / 35	12179	
5	10/14/2009	@ DAL	L	02-03-00	0-6		10	0-4	2-4	29-26	35 / 39	16365	
6	10/15/2009	CHI	L	02-04-00	1-3	10	82	0-3	1-2	13-30	39 / 35	13103	
7	10/17/2009	@ WSH	O**	02-04-01	2-3	6,71	8	0-4	2-3	24-35	40 / 39	18277+	
8	10/21/2009	@ BOS	L	02-05-01	2-3	25,33	27	0-3	2-2	30-27	30 / 39	16715	
9	10/22/2009	@ OTT	W*	03-05-01	6-5	20,32,71,6,20p,6p	6	2-6	5-6	37-32	35 / 33	18970	
10	10/24/2009	@ CHI	L	03-06-01	0-2		33	0-3	3-3	27-34	39 / 39	20272+	
11	10/28/2009	@ MIN	W	04-06-01	4-3	71,6p,18,25s	25	1-3	1-2	22-22	35 / 32	18199+	
12	10/29/2009	CHI	W	05-06-01	2-0	29p,25s	29	1-6	5-5	28-22	35 / 39	13585	
13	10/31/2009	DAL	W	06-06-01	4-2	6p,26,27,8	27	1-3	4-5	33-29	35 / 31	12520	
14	11/05/2009	@ ANA	L	06-07-01	0-4		8	0-5	4-5	40-31	1 / 35	14298	
15	11/07/2009	@ L.A	W	07-07-01	3-1	51p,32,29	32	1-4	3-4	25-28	39 / 32	15237	
16	11/10/2009	@ S.J	L	07-08-01	3-4	18,9,27	22	0-2	1-1	26-29	1 / 39	17562+	
17	11/12/2009	@ STL	W	08-08-01	3-1	27,22,11	22	0-4	3-3	37-22	35 / 50	19150+	
18	11/14/2009	MTL	W	09-08-01	2-0	26,26p	26	1-6	2-2	55-20	35 / 31	15604	
19	11/17/2009	S.J	W	10-08-01	4-3	26p,25,29p,11	11	2-4	2-2	31-32	35 / 1	13324	
20	11/19/2009	N.J	W**	11-08-01	3-2	19,19p	10	1-2	2-2	28-28	35 / 30	13445	
21	11/21/2009	CBJ	W**	12-08-01	4-3	19p,11s,10p	11	2-8	2-3	48-29	35 / 1	13790	
22	11/23/2009	DET	W	13-08-01	3-1	19p,10p,10	10	2-4	2-2	25-31	35 / 30	14410	
23	11/25/2009	@ COL	W*	14-08-01	4-3	71p,9,6p,11	11	2-3	3-4	27-22	35 / 41	12356	
24	11/27/2009	STL	L	14-09-01	1-3	38	42	0-5	3-3	38-38	50 / 35	13170	
25	11/28/2009	FLA	W	15-09-01	4-1	2,71,11,29	71	0-4	5-5	29-24	39 / 30	14120	
26	11/30/2009	CGY	L	15-10-01	0-5		25	0-3	0-2	22-30	34 / 35	10581	
27	12/02/2009	@ MIN	O*	15-10-02	4-5	9,19,26,19	16	0-2	1-2	35-27	32 / 35	18071+	
28	12/04/2009	@ CHI	W	16-10-02	4-1	2,10,22,29	10	0-2	1-1	23-35	39 / 39	20887+	
29	12/05/2009	MIN	L	16-11-02	3-5	10p,19,9	20	1-5	2-4	29-39	37 / 39	13145	
30	12/08/2009	VAN	W	17-11-02	4-2	10,10p,27p,10	27	2-5	3-4	26-36	35 / 1	12565	
31	12/10/2009	CBJ	W**	18-11-02	4-3	38,10,19	26	0-3	1-2	39-31	35 / 32	14601	
32	12/12/2009	DET	O*	18-11-03	2-3	28p,11	44	1-4	4-4	35-29	30 / 35	16673	
33	12/14/2009	@ CBJ	W	19-11-03	5-3	26,27,26,26,28	26	0-4	6-8	32-31	39 / 1	12856	
34	12/15/2009	T.B	W	20-11-03	7-4	25,11,28,27,71,2,10	71	0-2	2-4	27-34	35 / 41	15084	
35	12/17/2009	@ EDM	W	21-11-03	6-3	28,29,9,27,27p,25	27	1-3	3-5	27-26	39 / 38	16839+	
36	12/19/2009	@ CGY	W	22-11-03	5-3	10,11,9,32,38	32	0-3	1-2	20-32	39 / 34	19289+	
37	12/22/2009	@ VAN	L	22-12-03	1-4	27	22	0-2	2-3	21-36	1 / 39	18810+	
38	12/26/2009	CHI	L	22-13-03	1-4	10	88	0-3	2-3	26-40	39 / 35	17113+	
39	12/27/2009	@ CHI	L	22-14-03	4-5	9,10,2,27	88	0-2	4-5	20-29	31 / 39	21746+	
40	12/29/2009	@ STL	W	23-14-03	4-3	9,27,29p,71	71	1-8	3-4	30-27	35 / 50	19150+	
41	12/31/2009	@ CBJ	W*	24-14-03	2-1	12,11	11	0-2	1-1	29-32	39 / 32	18221+	

## GAME-BY-GAME SUMMARY

#	Date	Team	W/L/O	Record	GF - GA	Scorers	GWG	PP	PK	SF - SA	W - L	Gldr	Attend.
42	01/02/2010	ANA	W	25-14-03	3-1	6,19,11	19	0-2	2-2	36-26	35 / 1	16654	
43	01/05/2010	CGY	L	25-15-03	1-3	27p	12	1-3	2-2	28-34	34 / 39	15030	
44	01/07/2010	CAR	W	26-15-03	4-2	71s,27p,26,27p	26	2-7	4-4	34-27	35 / 30	14910	
45	01/09/2010	ANA	L	26-16-03	2-3	27p,10	15	1-1	1-1	27-21	1 / 35	17113+	
46	01/11/2010	@ VAN	W	27-16-03	3-2	29s,28p,6p	6	2-8	3-4	25-32	39 / 1	18810+	
47	01/12/2010	@ EDM	W	28-16-03	5-3	6,9,71,27,28	27	0-1	1-3	28-41	35 / 38	16839+	
48	01/15/2010	@ CGY	W	29-16-03	1-0	27	27	0-3	3-3	21-22	39 / 34	19289+	
49	01/18/2010	TOR	L	29-17-03	3-4	9,32,28	81	0-2	3-3	30-22	50 / 39	16501	
50	01/21/2010	@ PHX	L	29-18-03	2-4	27,10	8	0-2	0-0	43-23	30 / 39	9142	
51	01/22/2010	@ COL	L	29-19-03	1-2	32p	59	1-5	7-9	30-23	41 / 35	12452	
52	01/26/2010	@ CBJ	L	29-20-03	2-3	10,27	33	0-4	3-4	31-17	1 / 35	13775	
53	01/29/2010	@ DET	L	29-21-03	2-4	51,6	20	0-4	2-4	48-29	35 / 39	20066+	
54	01/30/2010	ATL	W	30-21-03	4-3	29,25,10,19	19	0-3	2-3	31-26	35 / 1	16646	
55	02/02/2010	PHX	O**	30-21-04	0-1		33	0-1	1-1	25-26	30 / 35	14196	
56	02/04/2010	COL	W	31-21-04	5-3	27p,29,19,27p,26p	27	3-5	2-3	36-26	35 / 41	17113+	
57	02/06/2010	S.J	L	31-22-04	3-4	71,71p,29	15	1-3	2-4	38-29	20 / 35	16007	
58	02/09/2010	@ NYI	O**	31-22-05	3-4	16,29,26p	91	1-5	4-6	27-32	43 / 35	11487	
59	02/10/2010	@ NYR	W	32-22-05	2-1	22,33p	33	1-5	5-6	36-38	39 / 30	13128	
60	02/12/2010	@ NJ	L	32-23-05	2-5	16p,22	17	1-4	4-5	21-28	30 / 35	17625+	
61	02/14/2010	@ PIT	W**	33-23-05	4-3	10p,22,6	16	1-7	3-4	26-33	39 / 29	17132+	
62	03/02/2010	EDM	W	34-23-05	4-3	33,37,6p,19	19	1-2	2-2	28-25	35 / 38	15682	
63	03/04/2010	LA	W	35-23-05	4-2	71,19p,9,25	9	1-5	2-3	32-22	35 / 32	15653	
64	03/05/2010	@ DET	L	35-24-05	2-5	71,29	43	0-4	2-3	22-32	35 / 39	19608	
65	03/07/2010	VAN	L	35-25-05	2-4	19p,22	36	1-2	1-1	35-28	1 / 35	16096	
66	03/09/2010	@ ATL	W	36-25-05	2-1	20p,33	33	1-2	2-2	32-31	39 / 1	11106	
67	03/11/2010	@ S.J	L	36-26-05	5-8	27p,27,71p,33,71	8	2-4	1-3	45-26	20 / 39	17562+	
68	03/12/2010	@ ANA	W	37-26-05	1-0	6p	6	1-4	2-2	28-31	35 / 1	15077	
69	03/14/2010	@ LA	W	38-26-05	3-2	26,33,27	27	0-1	0-1	31-20	35 / 32	18118+	
70	03/16/2010	PHI	W**	39-26-05	4-3	26,10,25	10	0-0	1-2	30-45	35 / 33	16585	
71	03/18/2010	MIN	W	40-26-05	5-0	33,71,19,9,27p	33	1-3	2-2	37-17	35 / 37	16615	
72	03/20/2010	CBJ	W*	41-26-05	1-0	32	32	0-3	3-3	31-33	35 / 1	16363	
73	03/21/2010	@ STL	W	42-26-05	3-2	14,27,14	16	0-3	2-3	39-25	35 / 50	19150+	
74	03/23/2010	DAL	L	42-27-05	1-3	6	21	0-5	3-3	35-14	32 / 35	15501	
75	03/25/2010	PHX	W**	43-27-05	4-3	27,26,2	11	0-2	1-1	31-35	35 / 30	15970	
76	03/27/2010	DET	O**	43-27-06	0-1		55	0-3	2-2	33-38	35 / 35	17113+	
77	03/29/2010	@ FLA	W*	44-27-06	3-2	11,27,51	51	0-1	3-3	25-29	39 / 30	13679	
78	03/30/2010	LA	L	44-28-06	0-2		63	0-2	1-1	34-31	45 / 35	14433	
79	04/01/2010	STL	W	45-28-06	3-2	14,33,26	26	0-5	4-5	32-33	35 / 50	15242	
80	04/03/2010	@ DET	W*	46-28-06	4-3	6,10,71,20	20	0-2	2-3	24-31	35 / 35	20066+	
81	04/07/2010	@ PHX	L	46-29-06	2-5	6,26p	14	1-3	3-3	25-30	30 / 35	17136+	
82	04/10/2010	STL	W**	47-29-06	2-1	19	10	0-3	2-2	36-34	35 / 29	16702	

\* overtime, \*\*shootout, &amp; +sellout

P - power-play goal, S - shorthanded goal, X - empty-net goal

## GOALS &amp; SHOTS BY PERIOD

#	Date	Opp.	PREDATORS GOALS					PREDATORS SHOTS					OPPONENTS GOALS					OPPONENTS SHOTS						
			1st	2nd	3rd	OT	SO	T	1st	2nd	3rd	OT	T	1st	2nd	3rd	OT	SO	T	1st	2nd	3rd	OT	T
1	10/3	@ DAL	1	1	0	0	1	3	9	9	5	3	26	0	1	1	0	0	2	14	8	13	5	40
2	10/8	COL	0	1	2	-	-	3	9	13	15	-	37	0	1	1	-	-	2	7	9	8	-	24
3	10/10	BUF	0	0	0	-	-	0	8	11	6	-	25	0	0	1	-	-	1	12	17	13	-	42
4	10/12	EDM	0	1	0	-	-	1	12	14	15	-	41	4	2	0	-	-	6	9	7	4	-	20
5	10/14	@ DAL	0	0	0	-	-	0	9	9	11	-	29	4	1	1	-	-	6	8	11	7	-	26
6	10/15	CHI	0	1	0	-	-	1	5	6	2	-	13	0	2	1	-	-	3	12	7	11	-	30
7	10/17	@ WSH	0	2	0	0	0	2	7	8	9	0	24	2	0	0	0	1	3	10	12	12	1	35
8	10/21	@ BOS	1	1	0	-	-	2	7	10	13	-	30	0	2	1	-	-	3	5	13	9	-	27
9	10/22	@ OTT	3	0	2	1	-	6	8	11	15	3	37	0	0	5	0	-	5	7	13	12	0	32
10	10/24	@ CHI	0	0	0	-	-	0	10	11	6	-	27	0	2	0	-	-	2	11	13	10	-	34
11	10/28	@ MIN	2	1	1	-	-	4	7	9	6	-	22	0	3	0	-	-	3	7	4	11	-	22
12	10/29	CHI	0	1	1	-	-	2	10	5	13	-	28	0	0	0	-	-	0	6	8	8	-	22
13	10/31	DAL	1	0	3	-	-	4	12	8	13	-	33	1	1	0	-	-	2	6	15	8	-	29
14	11/5	@ ANA	0	0	0	-	-	0	13	11	16	-	40	1	0	3	-	-	4	14	7	10	-	31
15	11/7	@ LA	0	1	2	-	-	3	6	10	9	-	25	0	0	1	-	-	1	8	5	15	-	28
16	11/10	@ SJ	1	1	1	-	-	3	11	4	11	-	26	1	1	2	-	-	4	8	7	14	-	29
17	11/12	@ STL	0	1	2	-	-	3	12	19	6	-	37	1	0	0	-	-	1	8	7	7	-	22
18	11/14	MTL	1	0	1	-	-	2	24	18	13	-	55	0	0	0	-	-	0	4	6	10	-	20
19	11/17	SJ	2	2	0	-	-	4	14	9	8	-	31	1	1	1	-	-	3	9	14	9	-	32
20	11/19	NJ	1	0	1	0	1	3	6	6	12	4	28	1	0	1	0	0	2	7	12	6	3	28
21	11/21	CBJ	1	2	0	0	1	4	12	15	17	4	48	2	1	0	0	0	3	7	11	10	1	29
22	11/23	DET	1	1	1	-	-	3	11	10	4	-	25	0	1	0	-	-	1	9	6	16	-	31
23	11/25	@ COL	2	1	0	1	-	4	10	7	6	4	27	0	3	0	0	-	3	3	13	6	0	22
24	11/27	STL	0	0	1	-	-	1	10	15	13	-	38	0	1	2	-	-	3	11	18	9	-	38
25	11/28	FLA	1	0	3	-	-	4	11	6	12	-	29	0	1	0	-	-	1	6	13	5	-	24
26	11/30	CGY	0	0	0	-	-	0	6	11	5	-	22	0	2	3	-	-	5	12	7	11	-	30
27	12/2	@ MIN	2	1	1	0	-	4	16	8	11	0	35	3	0	1	1	-	5	11	3	10	3	27
28	12/4	@ CHI	1	1	2	-	-	4	6	9	8	-	23	1	0	0	-	-	1	15	8	12	-	35
29	12/5	MIN	1	0	2	-	-	3	7	9	13	-	29	2	2	1	-	-	5	10	18	11	-	39
30	12/8	VAN	1	1	2	-	-	4	8	6	12	-	26	0	1	1	-	-	2	7	12	17	-	36
31	12/10	CBJ	1	2	0	0	1	4	16	10	9	4	39	0	2	1	0	0	3	13	9	8	1	31
32	12/12	DET	0	1	1	0	-	2	5	19	11	0	35	0	2	0	1	-	3	14	8	6	1	29
33	12/14	@ CBJ	1	3	1	-	-	5	15	12	5	-	32	1	1	1	-	-	3	11	9	11	-	31
34	12/15	T.B	1	5	1	-	-	7	6	10	11	-	27	2	0	2	-	-	4	13	12	9	-	34
35	12/17	@ EDM	3	2	1	-	-	6	16	6	5	-	27	2	1	0	-	-	3	10	6	10	-	26
36	12/19	@ CGY	2	1	2	-	-	5	10	6	4	-	20	1	2	0	-	-	3	7	15	10	-	32
37	12/22	@ VAN	0	0	1	-	-	1	6	7	8	-	21	0	2	2	-	-	4	14	14	8	-	36
38	12/26	CHI	0	1	0	-	-	1	8	10	8	-	26	1	3	0	-	-	4	15	16	9	-	40
39	12/27	@ CHI	1	1	2	-	-	4	6	6	8	-	20	1	0	4	-	-	5	6	9	14	-	29
40	12/29	@ STL	2	1	1	-	-	4	15	11	4	-	30	1	0	2	-	-	3	6	9	12	-	27
41	12/31	@ CBJ	0	0	1	1	-	2	10	9	9	1	29	1	0	0	0	-	1	12	11	9	0	32
<b>1st Half Totals:</b>			34	38	39	3	--	114	409	403	387	23	1222	34	42	39	2	--	117	384	422	410	15	1231
<b>1st Half Avg:</b>			0.8	0.9	1.0	--	--	2.8	10.0	9.8	9.4	--	29.8	0.8	1.0	1.0	--	--	2.9	9.4	10.3	10.0	--	30.0

## GOALS &amp; SHOTS BY PERIOD

#	Date	Opp.	PREDATORS GOALS					PREDATORS SHOTS					OPPONENTS GOALS					OPPONENTS SHOTS						
			1st	2nd	3rd	OT	SO	T	1st	2nd	3rd	OT	T	1st	2nd	3rd	OT	SO	T	1st	2nd	3rd	OT	T
42	1/2	ANA	0	1	2	-	-	3	15	17	4	-	36	1	0	0	-	-	1	7	10	9	-	26
43	1/5	CGY	0	0	1	-	-	1	10	9	9	-	28	0	2	1	-	-	3	12	16	6	-	34
44	1/7	CAR	2	1	1	-	-	4	12	8	14	-	34	1	0	1	-	-	2	15	8	4	-	27
45	1/9	ANA	0	0	2	-	-	2	7	10	10	-	27	1	2	0	-	-	3	5	11	5	-	21
46	1/11	@ VAN	2	0	1	-	-	3	8	8	9	-	25	1	1	0	-	-	2	13	11	8	-	32
47	1/12	@ EDM	3	1	1	-	-	5	11	6	11	-	28	0	0	3	-	-	3	13	16	12	-	41
48	1/15	@ CGY	0	0	1	-	-	1	10	7	4	-	21	0	0	0	-	-	0	6	8	8	-	22
49	1/18	TOR	0	1	2	-	-	3	8	9	13	-	30	3	0	1	-	-	4	11	6	5	-	22
50	1/21	@ PHX	0	2	0	-	-	2	15	9	19	-	43	0	1	3	-	-	4	4	12	7	-	23
51	1/22	@ COL	0	1	0	-	-	1	12	5	13	-	30	1	1	0	-	-	2	4	12	7	-	23
52	1/26	@ CBJ	0	0	2	-	-	2	7	10	14	-	31	0	1	2	-	-	3	5	5	7	-	17
53	1/29	@ DET	1	0	1	-	-	2	10	20	18	-	48	1	2	1	-	-	4	11	10	8	-	29
54	1/30	ATL	2	1	1	-	-	4	10	11	10	-	31	1	2	0	-	-	3	10	6	10	-	26
55	2/2	PHX	0	0	0	0	0	0	6	5	11	3	25	0	0	0	0	1	1	7	9	8	2	26
56	2/4	COL	0	4	1	-	-	5	14	15	7	-	36	1	1	1	-	-	3	8	8	10	-	26
57	2/6	SJ	1	2	0	-	-	3	12	10	16	-	38	1	2	1	-	-	4	11	11	7	-	29
58	2/9	@ NYI	0	2	1	0	0	3	9	12	5	1	27	0	2	1	0	1	4	3	17	9	3	32
59	2/10	@ NYR	1	1	0	-	-	2	11	13	12	-	36	0	1	0	-	-	1	9	11	18	-	38
60	2/12	@ NJ	1	1	0	-	-	2	7	9	5	-	21	1	1	3	-	-	5	14	6	8	-	28
61	2/14	@ PIT	0	2	1	0	1	4	4	15	7	0	26	1	1	1	0	0	3	11	8	7	7	33
62	3/2	EDM	2	1	1	-	-	4	8	12	8	-	28	1	1	1	-	-	3	6	7	12	-	25
63	3/4	LA	1	1	2	-	-	4	7	15	10	-	32	1	0	1	-	-	2	10	4	8	-	22
64	3/5	@ DET	0	1	1	-	-	2	5	14	3	-	22	2	2	1	-	-	5	11	12	9	-	32
65	3/7	VAN	1	1	0	-	-	2	10	13	12	-	35	1	0	3	-	-	4	10	7	11	-	28
66	3/9	@ ATL	2	0	0	-	-	2	12	8	12	-	32	0	1	0	-	-	1	7	9	15	-	31
67	3/11	@ S.J	1	3	1	-	-	5	17	17	11	-	45	1	1	6	-	-	8	6	5	15	-	26
68	3/12	@ ANA	1	0	0	-	-	1	9	8	11	-	28	0	0	0	-	-	0	14	6	11	-	31
69	3/14	@ LA	1	0	2	-	-	3	14	8	9	-	31	1	0	1	-	-	2	11	4	5	-	20
70	3/16	PHI	3	0	0	0	1	4	9	6	10	5	30	1	0	2	0	0	3	17	12	10	6	45
71	3/18	MIN	3	1	1	-	-	5	12	14	11	-	37	0	0	0	-	-	0	9	4	4	-	17
72	3/20	CBJ	0	0	0	1	-	1	6	13	11	1	31	0	0	0	0	-	0	14	12	6	1	33
73	3/21	@ STL	0	1	2	-	-	3	10	13	16	-	39	1	0	1	-	-	2	12	6	7	-	25
74	3/23	DAL	0	1	0	-	-	1	14	12	9	-	35	0	1	2	-	-	3	5	5	4	-	14
75	3/25	PHX	1	2	0	0	1	4	11	11	6	3	31	1	0	2	0	0	3	8	13	10	4	35
76	3/27	DET	0	0	0	0	0	0	13	7	12	1	33	0	0	0	0	1	1	11	15	11	1	38
77	3/29	@ FLA	0	1	1	1	-	3	4	9	11	1	25	0	0	2	0	-	2	6	12	11	0	29
78	3/30	LA	0	0	0	-	-	0	8	15	11	-	34	0	0	2	-	-	2	18	4	9	-	31
79	4/1	STL	0	2	1	-	-	3	15	12	5	-	32	1	1	0	-	-	2	11	10	12	-	33
80	4/3	@ DET	0	3	0	1	-	4	6	11	6	1	24	1	1	1	0	-	3	10	7	14	0	31
81	4/7	@ PHX	1	0	1	-	-	2	10	6	9	-	25	1	1	3	-	-	5	11	11	8	-	30
82	4/10	STL	0	0	1	0	1	2	10	16	7	3	36	0	0	1	0	0	1	12	7	12	3	34
<b>2nd Half Totals:</b>			30	38	32	3	--	103	408	448	411	19	1286	27	29	48	0	--	104	398	373	367	27	1165
<b>2nd Half Avg.:</b>			0.7	0.9	0.8	--	--	2.5	10.0	10.9	10.0	--	31.4	0.7	0.7	1.2	--	--	2.5	9.7	9.1	9.0	--	28.4
<b>Final Totals:</b>			64	76	71	6	--	217	817	851	798	42	2508	61	71	87	2	--	221	782	795	777	42	2396
<b>Final Averages:</b>			0.8	0.9	0.9	--	--	2.6	10.0	10.4	9.7	--	30.6	0.7	0.9	1.1	--	--	2.7	9.5	9.7	9.5	--	29.2

\* Note: 1st Half, 2nd Half and Final Totals/Averages do not account for shootout tallies.

## SCORING BY PERIOD/RECORD WHEN SCORING

#	Player	1st	2nd	3rd	OT	Total	Record when scoring
2	Dan Hamhuis	2	2	1	0	5	4-1-0
3	Wade Belak	0	0	0	0	0	--
4	Teemu Laakso	0	0	0	0	0	--
6	Shea Weber	5	6	4	1	16	11-3-1
8	Kevin Klein	0	0	1	0	1	1-0-0
9	Marcel Goc	6	4	2	0	12	7-4-1
10	Martin Erat	4	12	5	0	21	11-7-0
11	David Legwand	1	4	4	2	11	10-0-1
12	Andreas Thuresson	0	0	1	0	1	1-0-0
13	Nick Spaling	0	0	0	0	0	--
14	Dustin Boyd	0	2	1	0	3	2-0-0
16	Cal O'Reilly	1	1	0	0	2	0-1-1
18	Mike Santorelli	1	1	0	0	2	1-1-0
19	Jason Arnott	7	5	7	0	19	13-3-1
20	Ryan Suter	2	0	1	1	4	3-0-0
21	Triston Grant	0	0	0	0	0	--
22	Jordin Tootoo	1	3	2	0	6	4-2-0
24	Ben Guite	0	0	0	0	0	--
25	Jerred Smithson	5	0	4	0	9	8-1-0
26	Steve Sullivan	5	6	6	0	17	11-1-2
27	Patric Hornqvist	4	10	16	0	30	17-9-0
28	Ryan Jones	2	2	3	0	7	5-1-1
29	Joel Ward	3	6	4	0	13	10-2-1
32	Cody Franson	1	1	3	1	6	4-2-0
33	Colin Wilson	3	4	1	0	8	6-2-0
36	Peter Olvecky	0	0	0	0	0	--
37	Denis Grebeshkov	1	0	0	0	1	1-0-0
38	Dave Scatchard	1	0	2	0	3	2-1-0
51	Francis Bouillon	1	1	0	1	3	2-1-0
52	Alexander Sulzer	0	0	0	0	0	--
71	J.P. Dumont	8	6	3	0	17	11-3-1
<b>Totals</b>		<b>64</b>	<b>76</b>	<b>71</b>	<b>6</b>	<b>217</b>	

## GOALS BREAKDOWN

Hat Tricks						
<b>For: 2</b>			<b>Against: 1</b>			
Date	Player	Opponent	Date	Player	Opponent	
12/8/09	Martin Erat	vs. Vancouver	1/21/10	Scottie Upshall	at Phoenix	
12/14/09	Steve Sullivan	at Columbus				
Penalty Shots						
<b>For: 0 (0 goals)</b>				<b>Against: 0 (0 goals)</b>		
Date	Player	Opponent	Result	Date	Goalie	Opponent
Empty Net Goals						
<b>For: 7</b>			<b>Against: 7</b>			
<i>Opp. pulls goalie in final five minutes: (30 times, 3 EXAT, 7 ENG)</i>			<i>Predators pull goalie in final five minutes: (21 times, 2 EXAT, 7 ENG)</i>			
Date	Player	Opponent	Date	Player	Opponent	
10/29/09	Jerred Smithson	vs. Chicago	11/30/09	vs. Calgary	Curtis Glencross	
11/12/09	David Legwand	at St. Louis	1/5/10	vs. Calgary	Damon Langkow	
11/29/09	Joel Ward	vs. Florida	2/12/10	at New Jersey	Jamie Langenbrunner	
12/8/09	Martin Erat	vs. Vancouver	3/5/10	at Detroit	Henrik Zetterberg	
12/19/09	Dave Scatchard	at Calgary	3/7/10	vs. Vancouver	Henrik Sedin	
1/2/10	David Legwand	vs. Anaheim	3/11/10	at San Jose	Jay Leach	
3/4/10	Jerred Smithson	vs. Los Angeles	4/7/10	at Phoenix	Petteri Nokelainen	
Extra Attacker Goals in the final five minutes						
<b>For: 2</b>			<b>Against: 3</b>			
Date	Player	Opponent	Date	Player	Opponent	
12/27/09	Dan Hamhuis	at Chicago	10/22/09	Chris Phillips	at Ottawa	
3/21/10	Dustin Boyd	at St. Louis	2/9/10	Mark Streit	at N.Y. Islanders	
			4/3/10	Pavel Datsyuk	at Detroit	
Shorthanded Goals						
<b>For: 5</b>			<b>Against: 6</b>			
Date	Player	Opponent	Date	Player	Opponent	
10/28/09	Jerred Smithson	at Minnesota	10/22/09	Chris Phillips	at Ottawa (EXAT)	
10/29/09	Jerred Smithson	vs. Chicago	11/17/09	Scott Nichol	vs. San Jose	
11/21/09	David Legwand	vs. Columbus	11/30/09	Curtis Glencross	vs. Calgary (ENG)	
1/7/10	J.P. Dumont	vs. Carolina	1/7/10	Tom Kostopoulos	vs. Carolina	
1/11/10	Joel Ward	at Vancouver	1/30/10	Chris Thorburn	vs. Atlanta	
			3/5/10	Darren Helm	at Detroit	

## GAME NOTES

Overall record:	47-29-6
Home record:	24-14-3
Road record:	23-15-3
Overtime record:	6-2
Shootout record:	8-4
1-goal game record:	28-9-6
2-goal game record:	14-10
3-goal game record:	5-10
Scoring first:	28-6-1
Opp. scoring first:	19-23-5
Leading after 1 period:	23-1-0
Trailing after 1 period:	10-9-2
Tied after 1 period:	14-19-4
Leading after 2 periods:	27-4-0
Trailing after 2 periods:	2-18-1
Tied after 2 periods:	18-7-5
Outshooting opponent:	24-15-2
Outshot:	21-13-4
Even shots:	2-1-0
1st half of back-to-backs:	7-7-1
2nd half of back-to-backs:	9-6-0
Evening games:	42-28-6
Afternoon games:	5-1-0
Weeknight games:	32-21-3
Weekend games:	15-8-3
October:	6-6-1
November:	9-4-0
December:	9-4-2
January:	6-7-0
February:	3-2-2
March:	11-5-1
April:	3-1-0
Sunday:	3-2-0
Monday:	4-3-0
Tuesday:	8-6-2
Wednesday:	3-3-1
Thursday:	14-4-0
Friday:	3-5-0
Saturday:	12-6-3

GOALS BY PERIOD	1	2	3	OT	T	
PREDATORS	64	76	71	6	217	(2.6 avg.)
Opponents	61	71	87	2	221	(2.7 avg.)

SHOTS BY PERIOD	1	2	3	OT	T	
PREDATORS	817	851	798	42	2508	(30.6 avg.)
Opponents	782	795	777	42	2396	(29.2 avg.)

POWER PLAY	G	ATT	PCT	
Overall	47	286	16.4	(24th NHL)
Home	26	141	18.4	(18th NHL)
Road	21	145	14.5	(22nd NHL)
6 SHORTHANDED GOALS ALLOWED (T-11th NHL)				

PENALTY KILLING	G	ATT	PCT	
Overall	59	258	77.1	(28th NHL)
Home	22	113	80.5	(22nd NHL)
Road	37	145	74.5	(28th NHL)
5 SHORTHANDED GOALS SCORED (21st NHL)				

PENALTIES	GP	MIN	AVG	
PREDATORS	82	710	8.7	(1st NHL)

SITUATIONAL GOALS FOR AND AGAINST	GF	GA
Five-on-Five	151	144
Five-on-Four	38	5
Five-on-Three	6	0
Four-on-Four	8	6
Four-on-Three	3	0
Three-on-Three	0	0
Three-on-Four	0	1
Three-on-Five	0	7
Four-on-Five	4	51
Empty-net goals	7	7
Penalty-shot goals	0	0
<b>TOTALS</b>	<b>217</b>	<b>221</b>

WHEN PREDATORS SCORE:	W	L	OT	WHEN OPPOSITION SCORES:	W	L	OT
0 goals	0	6	2	0 goals	6	0	0
1 goal	3	8	0	1 goal	10	1	2
2 goals	6	9	2	2 goals	12	3	0
3 goals	12	4	1	3 goals	17	7	2
4 goals	18	1	1	4 goals	1	9	1
5 goals	5	1	0	5 goals	1	6	1
6 goals	2	0	0	6 goals	0	2	0
7 goals	1	0	0	7 goals	0	0	0
8 or more goals	0	0	0	8 or more goals	0	1	0



## 2009-10 VS. NHL

## EASTERN CONFERENCE

ATLANTIC DIVISION			Home			Road			Overall		
Team	W	L	OT	W	L	OT	W	L	OT		
New Jersey Devils	1	0	0	0	1	0	1	1	0		
New York Islanders	0	0	0	0	0	1	0	0	1		
New York Rangers	0	0	0	1	0	0	1	0	0		
Philadelphia Flyers	1	0	0	0	0	0	1	0	0		
Pittsburgh Penguins	0	0	0	1	0	0	1	0	0		
<b>Totals vs. Atlantic Division</b>	<b>2</b>	<b>0</b>	<b>0</b>	<b>2</b>	<b>1</b>	<b>1</b>	<b>4</b>	<b>1</b>	<b>1</b>		
NORTHEAST DIVISION			Home			Road			Overall		
Team	W	L	OT	W	L	OT	W	L	OT		
Boston Bruins	0	0	0	0	1	0	0	1	0		
Buffalo Sabres	0	1	0	0	0	0	0	1	0		
Montreal Canadiens	1	0	0	0	0	0	1	0	0		
Ottawa Senators	0	0	0	1	0	0	1	0	0		
Toronto Maple Leafs	0	1	0	0	0	0	0	1	0		
<b>Totals vs. Northeast Division</b>	<b>1</b>	<b>2</b>	<b>0</b>	<b>1</b>	<b>1</b>	<b>0</b>	<b>2</b>	<b>3</b>	<b>0</b>		
SOUTHEAST DIVISION			Home			Road			Overall		
Team	W	L	OT	W	L	OT	W	L	OT		
Atlanta Thrashers	1	0	0	1	0	0	2	0	0		
Carolina Hurricanes	1	0	0	0	0	0	1	0	0		
Florida Panthers	1	0	0	1	0	0	2	0	0		
Tampa Bay Lightning	1	0	0	0	0	0	1	0	0		
Washington Capitals	0	0	0	0	0	1	0	0	1		
<b>Totals vs. Southeast Division</b>	<b>4</b>	<b>0</b>	<b>0</b>	<b>2</b>	<b>0</b>	<b>1</b>	<b>6</b>	<b>0</b>	<b>1</b>		
<b>Totals vs. Eastern Conference</b>	<b>7</b>	<b>2</b>	<b>0</b>	<b>5</b>	<b>2</b>	<b>2</b>	<b>12</b>	<b>4</b>	<b>2</b>		

## WESTERN CONFERENCE

CENTRAL DIVISION			Home			Road			Overall		
Team	W	L	OT	W	L	OT	W	L	OT		
Chicago Blackhawks	1	2	0	1	2	0	2	4	0		
Columbus Blue Jackets	3	0	0	2	1	0	5	1	0		
Detroit Red Wings	1	0	2	1	2	0	2	2	2		
St. Louis Blues	2	1	0	3	0	0	5	1	0		
<b>Totals vs. Central Division</b>	<b>7</b>	<b>3</b>	<b>2</b>	<b>7</b>	<b>5</b>	<b>0</b>	<b>14</b>	<b>8</b>	<b>2</b>		
NORTHWEST DIVISION			Home			Road			Overall		
Team	W	L	OT	W	L	OT	W	L	OT		
Calgary Flames	0	2	0	2	0	0	2	2	0		
Colorado Avalanche	2	0	0	1	1	0	3	1	0		
Edmonton Oilers	1	1	0	2	0	0	3	1	0		
Minnesota Wild	1	1	0	1	0	1	2	1	1		
Vancouver Canucks	1	1	0	1	1	0	2	2	0		
<b>Totals vs. Northwest Division</b>	<b>5</b>	<b>5</b>	<b>0</b>	<b>7</b>	<b>2</b>	<b>1</b>	<b>12</b>	<b>7</b>	<b>1</b>		
PACIFIC DIVISION			Home			Road			Overall		
Team	W	L	OT	W	L	OT	W	L	OT		
Anaheim Ducks	1	1	0	1	1	0	2	2	0		
Dallas Stars	1	1	0	1	1	0	2	2	0		
Los Angeles Kings	1	1	0	2	0	0	3	1	0		
Phoenix Coyotes	1	0	1	0	2	0	1	2	1		
San Jose Sharks	1	1	0	0	2	0	1	3	0		
<b>Totals vs. Pacific Division</b>	<b>5</b>	<b>4</b>	<b>1</b>	<b>4</b>	<b>6</b>	<b>0</b>	<b>9</b>	<b>10</b>	<b>1</b>		
<b>Totals vs. Western Conference</b>	<b>17</b>	<b>12</b>	<b>3</b>	<b>18</b>	<b>13</b>	<b>1</b>	<b>35</b>	<b>25</b>	<b>4</b>		

## HIGHS &amp; LOWS

## TEAM RECORDS

2009-10 Season	GOALS	Franchise Record
7 – 12/15/09 in 7-4 win vs. Tampa Bay	Most goals scored, game	9 – twice, last 3/18/06 in 9-4 win vs. Calgary
8 – 3/11/10 in 8-5 loss at San Jose	Most goals allowed, game	8 – six times, last 3/11/10 in 8-5 loss at San Jose
13 – 3/11/10 in 8-5 loss at San Jose	Most goals by both teams, game	14 – 10/10/06 in 8-6 loss vs. Chicago
5 – 12/15/09 in 2nd per. of 7-4 win vs. Tampa Bay	Most goals scored, period	6 – 12/17/05 in 2nd per. of 7-3 win vs. Columbus
6 – 3/11/10 in 3rd per. of 8-5 loss at San Jose	Most goals allowed, period	6 – 3/11/10 in 3rd per. of 8-5 loss at San Jose
3 – 2/4/10 in 5-3 win vs. Colorado	Most power play goals scored, game	6 – 3/4/04 in 9-4 win at Pittsburgh
2 – 14 times, last 3/11/10 in 8-5 loss at San Jose	Most power play goals allowed, game	5 – three times, last 2/18/09 in 6-2 loss at Detroit
1 – five times, last 1/11/10 in 3-2 win at Vancouver	Most shorthanded goals scored, game	2 – four times, last 11/6/08 in 7-6 loss at Calgary
1 – six times, last 3/5/10 in 5-2 loss at Detroit	Most shorthanded goals allowed, game	2 – twice, last 3/2/02 in 5-2 loss at Calgary
2009-10 Season	SHOTS	Franchise Record
55 – 11/14/09 in 2-0 win vs. Montreal	Most shots, game	55 – 11/14/09 in 2-0 win vs. Montreal
45 – 3/16/10 in 4-3 SO win vs. Philadelphia	Most shots allowed, game	57 – twice, last 11/11/08 in 4-3 OT win at San Jose
77 – twice, last 1/29/09 in 4-2 loss at Detroit (NSH 48, DET 29)	Most shots by both teams, game	90 – 11/16/06 in 7-6 loss vs. Minnesota (NSH 45, MIN 45)
24 – 11/14/09 in 1st per. of 2-0 win vs. Montreal	Most shots, period	24 – 11/14/09 in 1st per. of 2-0 win vs. Montreal
18 – four times, last 3/30/10 in 1st per. of 2-0 loss vs. Los Angeles	Most shots allowed, period	27 – twice, last 2/10/09 in 1st per. of 5-3 loss vs. Detroit
13 – 10/15/09 in 3-1 loss vs. Chicago	Fewest shots, game	9 – 1/27/01 in 5-1 loss vs. Colorado
14 – 3/23/10 in 3-1 loss vs. Dallas	Fewest shots allowed, game	12 – 3/4/03 in 2-1 loss at St. Louis
2 – 10/15/09 in 3rd per. of 3-1 loss vs. Chicago	Fewest shots, period	1 – four times, last 12/8/08 in 3rd per. of 6-3 loss at St. Louis
3 – three times, last 2/9/10 in 1st per. of 4-3 SO loss at NY Islanders	Fewest shots allowed, period	0 – 2/16/08 in 3rd period of 2-1 OT win vs. St. Louis
2009-10 Season	PENALTY MINUTES	Franchise Record
28 – 1/22/10 in 2-1 loss at Colorado	Most penalty minutes, game	95 – 10/25/05 in 5-3 win vs. Chicago
29 – 1/17/10 in 4-2 win vs. Carolina	Most penalty minutes by opponents, game	125 – 10/30/03 in 5-3 win vs. Detroit
50 – 1/22/10 in 2-1 loss at Colorado (NSH 28, COL 22)	Most penalty minutes by both teams, game	210 – 10/30/03 in 5-3 win vs. Detroit (DET 125, NSH 85)
2009-10 Season	WINS & LOSSES	Franchise Record
5 – 3/18/10 in 5-0 victory vs. Minnesota	Largest margin of victory	8 – 2/28/09 in 8-0 win vs. Detroit
6 – 10/14/09 in 6-0 loss at Dallas	Largest margin of defeat	8 – 1/11/99 in 8-0 loss at Philadelphia
7 – 11/12-11/25/09	Longest winning streak	8 – 10/5-10/25/05
6 – 10/10-10/21/09	Longest losing streak	7 – 11/20-12/2/99
2009-10 Season	SHOOTOUTS	Franchise Record
3 – 12/10/09 in 4-3 SO win vs. Columbus	Most shootout goals, game	4 – 3/21/06 in 3-2 win vs. Detroit
11 – 3/27/10 in 1-0 SO loss vs. Detroit	Most shootouts attempts, game	11 – 3/27/10 in 1-0 SO loss vs. Detroit
2 – four times, last 3/27/10 in 1-0 SO loss vs. Detroit	Most shootout goals against, game	3 – four times, last 4/3/07 in 3-2 loss vs. Chicago
11 – 3/27/10 in 1-0 SO loss vs. Detroit	Most shootout attempts against, game	11 – 3/27/10 in 1-0 SO loss vs. Detroit
INDIVIDUAL RECORDS		
2009-10 Season	GOALS	Franchise Record
3 – twice, last Steve Sullivan, 12/14/09 at Columbus	Most goals scored, game	3 – 18 times, last Steve Sullivan, 12/14/09 at Columbus
3 – Scottie Upshall, 1/21/10 at Phoenix	Most goals by an opponent, game	3 – 25 times, last Scottie Upshall, 1/21/10 at Phoenix
2 – four times, last Patric Hornqvist, 2/4/10 vs. Colorado (2nd per.)	Most goals scored, period	3 – twice, last Steve Sullivan, 12/14/06 vs. Ottawa (2nd per.)
3 – Scottie Upshall, 1/21/10 at Phoenix (3rd per.)	Most goals by an opponent, period	3 – Scottie Upshall, 1/21/10 at Phoenix (3rd per.)
2009-10 Season	ASSISTS	Franchise Record
4 – J.P. Dumont, 10/22/09 at Ottawa	Most assists, game	5 – Marek Zidlicky, 2/18/04 vs. San Jose
3 – five times, last Tomas Holmstrom, 4/3/10 at Detroit	Most assists by an opponent, game	5 – twice, last Peter Forsberg, 1/11/03 vs. Colorado
2 – 12 times, last Patric Hornqvist, 4/1/10 vs. St. Louis (2nd per.)	Most assists, period	3 – 11 times, last Martin Erat, 2/24/09 vs. Chicago (3rd per.)
3 – Jason Spezza, 10/22/09 at Ottawa (3rd per.)	Most assists by an opponent, period	4 – Paul Kariya, 12/16/98 at Anaheim (2nd per.)
2009-10 Season	POINTS	Franchise Record
5 – J.P. Dumont (1g-4a), 10/22/09 at Ottawa	Most points, game	5 – three times, last J.P. Dumont (1g-4a), 10/22/09 at Ottawa
4 – Joe Pavelski (2g-2a), 3/11/10 at San Jose	Most points by an opponent, game	6 – Peter Forsberg (1g-5a), 1/11/03 vs. Colorado
3 – Patric Hornqvist (2g-1a) & Jason Arnott (1g-2a), 2/4/10 vs. Colorado (2nd per.)	Most points, period	3 – 28 times, Patric Hornqvist (2g-1a) & Jason Arnott (1g-2a), 2/4/10 vs. Colorado (2nd per.)
4 – Joe Pavelski (2g-2a), 3/11/10 at San Jose (3rd per.)	Most points by an opponent, period	4 – twice, last Joe Pavelski (2g-2a), 3/11/10 at San Jose (3rd per.)
2009-10 Season	SHOTS	Franchise Record
11 – Steve Sullivan, 11/14/09 vs. Montreal	Most shots, game	12 – Jason Arnott, 12/4/07 at Toronto
6 – twice, last Patric Hornqvist, 10/8/09 vs. Colorado (3rd per.)	Most shots, period	7 – Jason Arnott, 12/4/07 at Toronto (3rd per.)
2009-10 Season	PENALTY MINUTES	Franchise Record
15 – Jerred Smithson, 12/8/09 vs. Vancouver	Most penalty minutes, game	35 – Jeremy Stevenson, 10/25/05 vs. Chicago
17 – David Backes, 11/12/09 at St. Louis	Most penalty minutes by an opponent, game	34 – twice, last Krystof Oliva, 3/20/04 at Calgary
2009-10 Season	STREAKS	Franchise Record
4 – twice, last Ryan Jones (4g), 12/12-12/17/09	Longest goal-scoring streak	6 – twice, last Alexander Radulov (7g), 1/21/08-2/2/08
4 – four times, last Jason Arnott (4a), 3/12-3/18/10	Longest assist streak	7 – twice, last Kimmo Timonen (8a), 2/23-3/7/03
5 – seven times, last Martin Erat (1g-5a), 3/14-3/21/10	Longest point-scoring streak	16 – J.P. Dumont (8g-14a), 12/29/07-1/31/08
2009-10 Season	GOALTENDERS	Franchise Record
42 – Pekka Rinne, 3/16/10 vs. Philadelphia	Most saves, game	54 – Dan Ellis, 11/11/08 at San Jose
53 – Carey Price, 11/14/09 vs. Montreal	Most saves by an opposing goaltender, game	53 – Carey Price, 11/14/09 vs. Montreal
7 – Pekka Rinne, 11/12-11/25/09	Longest winning streak	7 – three times, last Pekka Rinne, 11/12-11/25/09
4 – Dan Ellis, 10/14-10/24/09	Longest losing streak	7 – Chris Mason, 10/10-10/30/07
11 – Pekka Rinne, 3/27/10 vs. Detroit	Most shootout attempts against, game	11 – Pekka Rinne, 3/27/10 vs. Detroit
2 – four times, last Pekka Rinne, 3/27/10 vs. Detroit	Most shootout goals against, game	3 – three times, last Chris Mason, 4/3/07 vs. Chicago

2009-10

## THE LAST TIME...

THE LAST TIME...	HOME	ROAD
Predators win in overtime	3/20/10 vs. Columbus (1-0 OT, Franson)	4/3/10 at Detroit (4-3, Suter)
Opponent wins in overtime	12/12/09 vs. Detroit (2-3, Bertuzzi)	12/2/09 at Minnesota (4-5, Ebbett)
Predators win via shootout	4/10/10 vs. St. Louis (2-1, Erat)	2/14/10 at Pittsburgh (4-3, O'Reilly)
Opponent wins via shootout	3/27/10 vs. Detroit (0-1, Kronwall)	2/9/10 at N.Y. Islanders (3-4, Tavares)
Predators shut out opponent	3/27/10 vs. Detroit (0-1 SO, Rinne)	3/12/10 at Anaheim (1-0, Rinne)
Opponent shut out Predators	3/30/10 vs. Los Angeles (0-2, Bernier)	11/5/09 at Anaheim (0-4, Hiller)
Predators played a scoreless game through overtime	3/27/10 vs. Detroit (0-1 SO)	3/21/01 at Minnesota (0-0)
Predators had two straight shutouts	3/18/10 vs. Minnesota (5-0, Rinne) and 3/20/10 vs. Columbus (1-0 OT, Rinne)	
Predators were shut out in back-to-back games	10/20/07 at San Jose (0-3, Nabokov) and 10/23/07 at Los Angeles (0-6, LaBarbera)	
Predators had 50-or-more shots	11/14/09 vs. Montreal (55)	Never
Opponent had 50-or-more shots	2/10/09 vs. Detroit (51)	11/11/08 at San Jose (57)
Predators had 20-or-more shots in a period	11/14/09 vs. Montreal (1st per., 24)	1/29/10 at Detroit (2nd per., 20)
Opponent had 20-or-more shots in a period	2/10/09 vs. Detroit (1st per., 27)	11/11/08 at San Jose (2nd per., 22)
Predators held an opponent shotless in a period	2/16/08 vs. St. Louis (3rd per.)	Never
Predators scored three-or-more power-play goals	2/4/10 vs. Colorado (3)	1/28/09 at Vancouver (3)
Opponent scored three-or-more power-play goals	11/29/08 vs. Minnesota (5)	4/10/09 at Minnesota (3)
Predator scored shorthanded	1/7/10 vs. Carolina (Dumont)	1/11/10 at Vancouver (Ward)
Opponent scored shorthanded	1/30/10 vs. Atlanta (Thorburn)	3/5/10 at Detroit (Helm)
Predators scored two shorthanded goals	11/18/99 vs. Montreal (Timonen, Walker)	11/6/08 at Calgary (Fiddler, Weber)
Opponent scored two shorthanded goals	Never	3/2/02 at Calgary (Iginla, Clark)
Predator recorded a hat trick	12/8/09 vs. Vancouver (Erat)	12/14/09 at Columbus (Sullivan)
Opponent recorded a hat trick	10/23/08 vs. Calgary (Iginla)	1/21/10 at Phoenix (Upshall)
Predator notched four-or-more points	2/4/10 vs. Colorado (Arnott, 1g-3a)	12/2/09 at Minnesota (Sullivan, 1g-3a)
Opponent notched four-or-more points	2/23/08 vs. Dallas (Ribeiro, 2g-2a & Morrow, 1g-3a)	3/11/10 at San Jose (Pavelski, 2g-2a)
Predators scored an empty-net goal	3/4/10 vs. Los Angeles (Smithson, 4-2)	12/19/09 at Calgary (Scatchard, 5-3)
Opponent scored an empty-net goal	3/7/10 vs. Vancouver (H. Sedin, 2-4)	4/7/10 at Phoenix (Nokelainen, 2-5)
Predators scored five-or-more goals	3/18/10 vs. Minnesota (5-0)	3/11/10 at San Jose (5-8)
Opponent scored five-or-more goals	12/5/09 vs. Minnesota (3-5)	4/7/10 at Phoenix (2-5)
Predators won by five-or-more goals	3/18/10 vs. Minnesota (5-0)	1/8/08 at Los Angeles (7-0)
Predators lost by five-or-more goals	11/30/09 vs. Calgary (0-5)	10/14/09 at Dallas (0-6)
Predator recorded a point in his NHL debut	12/15/09 vs. Tampa Bay (Spaling, assist)	3/4/07 at Anaheim (Peverley, assist)
Predator recorded a point in his Predators' debut	3/2/10 vs. Edmonton (Grebeshkov, goal & assist)	10/10/08 at St. Louis (Ward, goal)
Predators goaltender credited with a goal	4/15/06 vs. Phoenix (Mason)	Never
Predators goaltender assisted on a goal	11/28/09 vs. Florida (Ellis)	11/28/08 at Atlanta (Rinne)
Predators had a penalty shot	2/19/07 vs. Phoenix (Dumont, goal)	11/6/08 at Calgary (Fiddler, goal)
Opponent had a penalty shot	1/3/08 vs. Edmonton (Brodziak, no goal)	2/10/08 at Phoenix (Yandle, no goal)
No penalties against Predators	3/22/08 vs. Chicago	1/21/10 at Phoenix (2-4)
Predators scored GTG or GWG in the final minute of regulation/overtime	2/12/09 vs. St. Louis (Arnott)	4/9/09 at Detroit (Dumont)
Opponent scored GTG or GWG in the final minute of regulation/overtime	1/3/09 vs. Calgary (Bertuzzi)	4/3/10 at Detroit (Datsyuk)
Predators scored with an extra attacker	2/12/09 vs. St. Louis (Arnott)	3/21/10 at St. Louis (Boyd)
Opponent scored with an extra attacker	11/17/09 vs. San Jose (Marleau)	4/3/10 at Detroit (Datsyuk)
Predators overcame a three-goal deficit to win	1/8/09 vs. Pittsburgh (5-3)	4/1/09 at St. Louis (4-3)

2009-10

## SHOOTOUT RESULTS

## OCTOBER 3, 2009 at DALLAS

Team	Shooter	Goaltender	Result	SO Score
NSH	Sullivan	Turco	S	0-0
DAL	Neal	Ellis	M	0-0
NSH	Goc	Turco	S	0-0
DAL	Ribeiro	Ellis	G	0-1
NSH	Legwand	Turco	G	1-1
DAL	Richards	Ellis	S	1-1
NSH	Erat	Turco	M	1-1
DAL	Modano	Ellis	S	1-1
NSH	Santorelli	Turco	G	2-1
DAL	Eriksson	Ellis	S	2-1

(Nashville wins shootout, 2-1)

## OCTOBER 17, 2009 at WASHINGTON

Team	Shooter	Goaltender	Result	SO Score
WSH	Backstrom	Ellis	S	0-0
NSH	Sullivan	Varlamov	M	0-0
WSH	Ovechkin	Ellis	G	0-1
NSH	Legwand	Varlamov	M	0-1
WSH	Morrison	Ellis	S	0-1
NSH	Erat	Varlamov	S	0-1

(Washington wins shootout, 1-0)

## NOVEMBER 19, 2009 vs. NEW JERSEY

Team	Shooter	Goaltender	Result	SO Score
NJ	Parise	Rinne	S	0-0
NSH	Santorelli	Brodeur	G	1-0
NJ	Langenbrunner	Rinne	S	1-0
NSH	Legwand	Brodeur	M	1-0
NJ	Zajac	Rinne	G	1-1
NSH	Erat	Brodeur	G	2-1

(Nashville wins shootout, 2-1)

## NOVEMBER 21, 2009 vs. COLUMBUS

Team	Shooter	Goaltender	Result	SO Score
CBJ	Huselius	Rinne	M	0-0
NSH	Santorelli	Mason	G	1-0
CBJ	Nash	Rinne	G	1-1
NSH	Legwand	Mason	G	2-1
CBJ	Voracek	Rinne	S	2-1

(Nashville wins shootout, 2-1)

## DECEMBER 10, 2009 vs. COLUMBUS

Team	Shooter	Goaltender	Result	SO Score
CBJ	Huselius	Rinne	G	0-1
NSH	Goc	Garon	G	1-1
CBJ	Nash	Rinne	S	1-1
NSH	Erat	Garon	S	1-1
CBJ	Voracek	Rinne	M	1-1
NSH	Legwand	Garon	S	1-1
CBJ	Tyutin	Rinne	G	1-2
NSH	Arnott	Garon	G	2-2
CBJ	Vermette	Rinne	S	2-2
NSH	Sullivan	Garon	G	3-2

(Nashville wins shootout, 3-2)

## FEBRUARY 2, 2010 vs. PHOENIX

Team	Shooter	Goaltender	Result	SO Score
PHX	Mueller	Rinne	S	0-0
NSH	Goc	Bryzgalov	M	0-0
PHX	Korpikoski	Rinne	G	0-1
NSH	Erat	Bryzgalov	M	0-1
PHX	Doan	Rinne	S	0-1
NSH	Legwand	Bryzgalov	G	1-1
PHX	Vrbata	Rinne	M	1-1
NSH	Hornqvist	Bryzgalov	S	1-1
PHX	Prucha	Rinne	S	1-1
NSH	Sullivan	Bryzgalov	S	1-1
PHX	Fiddler	Rinne	S	1-1
NSH	Arnott	Bryzgalov	S	1-1
PHX	Pyyatt	Rinne	S	1-1
NSH	O'Reilly	Bryzgalov	S	1-1
PHX	Lombardi	Rinne	S	1-1
NSH	Dumont	Bryzgalov	S	1-1
PHX	Lang	Rinne	S	1-1
NSH	Ward	Bryzgalov	S	1-1
PHX	Aucoin	Rinne	G	1-2
NSH	Weber	Bryzgalov	M	1-2

(Phoenix wins shootout, 2-1)

## FEBRUARY 9, 2010 at N.Y. ISLANDERS

Team	Shooter	Goaltender	Result	SO Score
NYI	Nielsen	Rinne	G	0-1
NSH	Sullivan	Biron	S	0-1
NYI	Schremp	Rinne	S	0-1
NSH	Legwand	Biron	S	0-1
NYI	Moulson	Rinne	S	0-1
NSH	Erat	Biron	G	1-1
NYI	Tavares	Rinne	G	1-2
NSH	Hornqvist	Biron	S	1-2

(N.Y. Islanders win shootout, 2-1)

## FEBRUARY 14, 2010 at PITTSBURGH

Team	Shooter	Goaltender	Result	SO Score
PIT	Letang	Ellis	S	0-0
NSH	O'Reilly	Fleury	G	1-0
PIT	Crosby	Ellis	S	1-0
NSH	Erat	Fleury	G	2-0

(Nashville wins shootout, 2-0)

## MARCH 16, 2010 vs. PHILADELPHIA

Team	Shooter	Goaltender	Result	SO Score
PHI	Briere	Rinne	S	0-0
NSH	Goc	Boucher	S	0-0
PHI	Giroux	Rinne	S	0-0
NSH	Erat	Boucher	G	1-0
PHI	Richards	Rinne	S	1-0

(Nashville wins shootout, 1-0)

## MARCH 25, 2010 vs. PHOENIX

Team	Shooter	Goaltender	Result	SO Score
PHX	Stempniak	Rinne	G	0-1
NSH	O'Reilly	Bryzgalov	G	1-1
PHX	Aucoin	Rinne	S	1-1
NSH	Erat	Bryzgalov	M	1-1
PHX	Vrbata	Rinne	M	1-1
NSH	Legwand	Bryzgalov	G	2-1

(Nashville wins shootout, 2-1)

2009-10

## SHOOTOUT RESULTS

## MARCH 27, 2010 vs. DETROIT

Team	Shooter	Goaltender	Result	SO Score
DET	Datsyuk	Rinne	S	0-0
NSH	O'Reilly	Howard	S	0-0
DET	Williams	Rinne	S	0-0
NSH	Erat	Howard	S	0-0
DET	Zetterberg	Rinne	S	0-0
NSH	Legwand	Howard	S	0-0
DET	Franzen	Rinne	M	0-0
NSH	Goc	Howard	S	0-0
DET	Bertuzzi	Rinne	G	0-1
NSH	Sullivan	Howard	G	1-1
DET	Filppula	Rinne	S	1-1
NSH	Franson	Howard	S	1-1
DET	Miller	Rinne	S	1-1
NSH	Hornqvist	Howard	M	1-1
DET	Holmstrom	Rinne	S	1-1

NSH	Dumont	Howard	S	1-1
DET	Eaves	Rinne	M	1-1
NSH	Boyd	Howard	S	1-1
DET	Draper	Rinne	M	1-1
NSH	Wilson	Howard	S	1-1
DET	Kronwall	Rinne	G	1-2
NSH	Bouillon	Howard	S	1-2

(Detroit wins shootout, 2-1)

## APRIL 10, 2010 vs. ST. LOUIS

Team	Shooter	Goaltender	Result	SO Score
STL	Perron	Rinne	S	0-0
NSH	Sullivan	Conklin	S	0-0
STL	McDonald	Rinne	S	0-0
NSH	Erat	Conklin	G	1-0
STL	Boyes	Rinne	M	1-0

(Nashville wins shootout, 1-0)

## Nashville Shooters

Player	Goals	Attempts	%	GDG
Santorelli	3	3	100.00%	1
O'Reilly	2	4	50.00%	1
Arnott	1	2	50.00%	0
Erat	5	11	45.45%	3
Legwand	4	9	44.44%	2
Sullivan	2	7	28.57%	1
Goc	1	5	20.00%	0
Bouillon	0	1	0.00%	0
Boyd	0	1	0.00%	0
Franson	0	1	0.00%	0
Wilson	0	1	0.00%	0
Ward	0	1	0.00%	0
Weber	0	1	0.00%	0
Dumont	0	2	0.00%	0
Hornqvist	0	3	0.00%	0
<b>TEAM TOTALS</b>	<b>18</b>	<b>52</b>	<b>34.62%</b>	<b>8</b>

## Nashville Goaltenders

Goalie	Goals	Attempts	%	W-L
Ellis	2	10	80.00%	2-1
Rinne	11	45	75.56%	6-3
<b>TEAM TOTALS</b>	<b>13</b>	<b>55</b>	<b>76.36%</b>	<b>8-4</b>

## Opposing Goaltenders

Goalie	Goals	Attempts	%	W-L
Varlamov (WSH)	0	3	100.00%	1-0
Howard (DET)	1	11	90.91%	1-0
Bryzgalov (PHX)	3	13	76.92%	1-1
Biron (NYI)	1	4	75.00%	1-0
Turco (DAL)	2	5	60.00%	0-1
Boucher (PHI)	1	2	50.00%	0-1
Conklin (STL)	1	2	50.00%	0-1
Garon (CBJ)	3	5	40.00%	0-1
Brodeur (N.J.)	2	3	33.33%	0-1
Flury (PIT)	2	2	0.00%	0-1
Mason (CBJ)	2	2	0.00%	0-1
<b>OPP. TOTALS</b>	<b>18</b>	<b>52</b>	<b>65.38%</b>	<b>4-8</b>

## Opposing Shooters

Player	Goals	Attempts	%	GDG
Bertuzzi (DET)	1	1	100.00%	0
Korpikoski (PHX)	1	1	100.00%	0
Kronwall (DET)	1	1	100.00%	1
Nielsen (NYI)	1	1	100.00%	0
Ovechkin (WSH)	1	1	100.00%	1
Ribeiro (DAL)	1	1	100.00%	0
Stempniak (PHX)	1	1	100.00%	0
Tavares (NYI)	1	1	100.00%	1
Tyutin (CBJ)	1	1	100.00%	0
Zajac (N.J.)	1	1	100.00%	0
Huselius (CBJ)	1	2	50.00%	0
Nash (CBJ)	1	2	50.00%	0
Aucoin (PHX)	1	2	50.00%	1
Backstrom (WSH)	0	1	0.00%	0
Boyes (STL)	0	1	0.00%	0
Briere (PHI)	0	1	0.00%	0
Crosby (PIT)	0	1	0.00%	0
Datsyuk (DET)	0	1	0.00%	0
Doan (PHX)	0	1	0.00%	0
Draper (DET)	0	1	0.00%	0
Eaves (DET)	0	1	0.00%	0
Eriksson (DAL)	0	1	0.00%	0
Fiddler (PHX)	0	1	0.00%	0
Filppula (DET)	0	1	0.00%	0
Franzen (DET)	0	1	0.00%	0

Player	Goals	Attempts	%	GDG
Giroux (PHI)	0	1	0.00%	0
Holmstrom (DET)	0	1	0.00%	0
Lang (PHX)	0	1	0.00%	0
Langenbrunner (N.J.)	0	1	0.00%	0
Letang (PIT)	0	1	0.00%	0
Lombardi (PHX)	0	1	0.00%	0
McDonald (STL)	0	1	0.00%	0
Miller (DET)	0	1	0.00%	0
Modano (DAL)	0	1	0.00%	0
Morrison (WSH)	0	1	0.00%	0
Moulson (NYI)	0	1	0.00%	0
Mueller (PHX)	0	1	0.00%	0
Neal (DAL)	0	1	0.00%	0
Parise (N.J.)	0	1	0.00%	0
Perron (STL)	0	1	0.00%	0
Prucha (PHX)	0	1	0.00%	0
Pyatt (PHX)	0	1	0.00%	0
Richards (DAL)	0	1	0.00%	0
Richards (PHI)	0	1	0.00%	0
Schremp (NYI)	0	1	0.00%	0
Vermette (CBJ)	0	1	0.00%	0
Williams (DET)	0	1	0.00%	0
Vrbata (PHX)	0	2	0.00%	0
Voracek (CBJ)	0	2	0.00%	0
Zetterberg (DET)	0	1	0.00%	0
<b>OPP. TOTALS</b>	<b>13</b>	<b>55</b>	<b>23.64%</b>	<b>4</b>

PLAYER GAME-BY-GAME SUMMARY

Date	Opp	HAMHUIS #2	BELAK #3	LAAKSO #4	WEBER #6	KLEIN #8	GOC #9
Oct 3	@ DAL	0-0 2/1 27:30	0-0 0/0 5:06	0-0 0/0 6:20	0-0 2/1 28:37	0-0 0/0 17:05	0-0 1/0 14:57
Oct 8	Vs COL	0-0 1/0 25:38	0-0 0/0 4:09	0-0 0/0 10:34	0-1 1/3 25:37	0-0 0/0 20:35	0-0 3/0 15:30
Oct 10	Vs BUF	0-0 3/0 21:55	DND	0-0 0/0 10:34	0-0 2/1 24:46	0-0 1/0 21:25	0-0 1/0 16:43
Oct 12	Vs EDM	0-1 3/-3 19:47	DND	0-0 3/0 15:24	0-0 8/0 24:34	0-0 1/4 20:46	0-0 0/-1 8:03
Oct 14	@ DAL	0-0 3/-1 21:05	0-0 0/-1 19:24	0-0 1/1 16:19	0-0 1/2 21:12	0-0 1/1 18:51	DND
Oct 15	Vs CHI	0-0 1/2 20:36	DND	0-0 1/0 10:29	0-1 1/1 25:05	0-0 0/2 18:04	0-0 3/-1 9:48
Oct 17	@ WSH	INJ	0-0 0/0 2:34	0-0 0/1 5:56	1-0 3/1 29:14	0-0 1/0 23:53	0-1 1/0 16:15
Oct 21	@ BOS	INJ	0-0 0/0 1:46	MIL	0-0 3/-1 23:57	0-0 1/0 18:33	0-0 1/1 8:12
Oct 22	@ OTT	INJ	DND	DND	2-1 (W) 7/-1 26:27	0-0 0/1 21:57	0-0 1/-1 12:05
Oct 24	@ CHI	INJ	DND	MIL	0-0 0/-1 25:02	0-0 1/0 22:35	0-0 2/0 9:41
Oct 28	@ MIN	0-0 3/0 19:46	0-0 0/0 6:48	MIL	1-1 1/1 21:22	0-0 1/1 24:05	0-0 0/0 10:45
Oct 29	Vs CHI	0-0 2/0 18:49	0-0 0/0 1:01	MIL	0-0 3/1 22:41	0-1 0/1 20:46	0-0 0/0 6:27
Oct 31	Vs DAL	0-2 1/1 22:46	DND	MIL	1-0 4/0 15:32	1-0 2/2 23:40	0-0 2/0 11:09
Nov 5	@ ANA	0-0 4/0 22:59	0-0 2/0 3:36	MIL	INJ	0-0 0/1 16:51	0-0 1/0 9:37
Nov 7	@ LA	0-0 1/1 22:26	DND	DND	INJ	0-0 1/0 21:00	0-0 1/0 9:53
Nov 10	@ SJ	0-1 1/1 18:01	DND	MIL	0-0 0/1 21:34	0-0 0/1 21:46	1-0 3/1 10:02
Nov 12	@ STL	0-0 2/0 19:42	0-0 0/0 3:05	MIL	0-0 2/1 21:20	0-0 1/0 22:57	DND
Nov 14	Vs MTL	0-0 5/0 19:06	INJ	MIL	0-1 4/0 20:32	0-0 3/1 20:14	0-0 2/0 11:49
Nov 17	Vs SJ	0-0 1/1 18:58	INJ	MIL	0-0 1/0 23:20	0-0 1/0 18:19	0-0 2/0 11:37
Nov 19	Vs NJ	0-0 0/0 22:07	INJ	MIL	0-0 1/2 23:34	0-0 1/0 22:17	0-0 0/0 15:41
Nov 21	Vs CBJ	0-0 2/-1 22:13	0-0 0/0 3:54	MIL	0-1 7/0 27:20	0-0 0/1 19:18	0-0 2/-1 9:57
Nov 23	Vs DET	0-1 1/1 20:58	DND	MIL	0-1 1/0 23:10	0-0 1/1 19:24	0-0 2/1 13:01
Nov 25	@ COL	0-0 2/0 22:03	DND	MIL	1-1 3/-1 22:35	0-0 0/1 25:04	1-0 3/1 16:51
Nov 27	Vs STL	0-0 0/1 21:53	0-0 0/0 2:34	MIL	0-0 3/-1 22:14	0-0 2/2 17:35	0-0 4/-3 13:47
Nov 28	Vs FLA	1-1 1/3 21:16	DND	MIL	0-0 6/0 21:45	0-1 0/3 20:28	0-0 1/1 14:54
Nov 30	Vs CGY	0-0 0/-1 18:45	0-0 0/0 5:26	MIL	0-0 2/2 21:51	0-0 1/0 18:36	0-0 1/1 14:37
Dec 2	@ MIN	0-0 0/1 20:12	0-0 0/0 2:23	MIL	0-0 2/1 25:06	0-1 4/0 20:57	1-0 1/2 16:02
Dec 4	@ CHI	1-1 2/2 17:46	DND	MIL	0-0 0/1 22:43	0-0 0/1 18:04	0-1 2/2 14:47
Dec 5	Vs MIN	0-0 0/-1 19:37	0-1 0/1 5:49	MIL	0-0 0/0 21:56	0-0 0/1 18:24	1-0 1/0 12:32
Dec 8	Vs VAN	0-0 0/-1 19:01	DND	MIL	0-0 3/2 25:16	0-0 0/0 18:17	0-0 0/0 14:04
Dec 10	Vs CBJ	0-0 0/0 22:21	DND	MIL	0-1 4/1 24:39	0-1 4/0 22:31	0-0 0/1 14:44
Dec 12	Vs DET	0-0 2/0 23:49	DND	MIL	0-0 3/2 22:09	0-0 1/0 23:40	0-0 2/0 14:49
Dec 14	@ CBJ	0-1 1/1 21:31	0-0 0/0 5:20	MIL	0-1 0/2 20:06	0-2 2/2 23:21	0-0 1/1 14:18
Dec 15	Vs TB	1-0 2/3 18:58	0-0 0/1 6:56	MIL	0-1 0/0 20:21	0-0 0/2 16:08	0-2 3/2 13:42
Dec 17	@ EDM	0-0 3/0 21:19	0-1 2/1 5:43	MIL	0-0 1/1 21:03	0-0 1/0 19:56	1-0 2/1 15:54
Dec 19	@ CGY	0-0 1/1 13:32	0-0 0/0 4:37	MIL	0-0 2/1 21:12	0-1 0/0 21:43	1-2 2/2 19:45
Dec 22	@ VAN	0-0 0/-2 20:12	DND	MIL	0-0 0/1 23:30	0-0 0/2 18:10	0-1 3/1 15:50
Dec 26	Vs CHI	0-0 1/0 21:19	0-0 1/0 7:12	MIL	0-0 6/-1 20:02	0-0 1/0 21:20	0-0 4/0 14:54
Dec 27	@ CHI	1-0 2/0 23:28	0-0 0/0 4:08	MIL	0-0 0/-3 20:11	0-0 0/1 21:38	1-0 3/1 17:43
Dec 29	@ STL	0-0 1/0 25:14	0-0 0/0 6:12	MIL	0-3 7/1 25:10	0-0 0/1 0:32	1-1 1/1 14:37
Dec 31	@ CBJ	0-0 2/1 23:56	0-0 0/0 5:10	MIL	0-0 3/-1 22:39	INJ	0-0 2/0 16:50
Jan 2	Vs ANA	0-0 0/1 23:05	0-0 0/0 3:53	MIL	1-1 10/2 21:43	0-0 0/1 23:23	0-0 1/1 16:48
Jan 5	Vs CGY	0-0 2/-1 19:37	0-0 0/1 5:32	MIL	0-1 4/-1 24:28	0-0 3/1 18:28	0-0 4/-1 15:40
Jan 7	Vs CAR	0-0 1/1 19:50	0-0 0/1 3:31	MIL	0-2 0/-1 22:42	0-0 3/0 20:23	0-0 0/0 17:58
Jan 9	Vs ANA	0-0 1/-1 18:53	0-0 0/0 2:24	MIL	0-0 3/-1 24:25	0-0 1/1 20:18	0-0 1/1 18:46
Jan 11	@ VAN	0-0 0/-1 21:43	0-0 0/0 2:58	MIL	1-0 (W) 2/1 23:57	0-0 0/0 22:10	0-0 2/-1 18:06
Jan 12	@ EDM	0-0 1/0 23:04	0-0 1/0 9:07	MIL	1-1 2/2 20:28	0-1 0/0 22:26	1-1 2/2 18:55
Jan 15	@ CGY	0-0 1/1 20:14	0-0 1/0 1:50	MIL	0-0 2/0 23:17	0-0 1/1 21:45	0-0 1/1 17:23
Jan 18	Vs TOR	0-0 2/-3 20:56	0-0 0/0 5:19	MIL	0-0 0/1 31:27	0-0 0/3 20:17	1-0 3/2 16:39
Jan 21	@ PHX	0-0 3/2 22:03	0-0 0/0 7:39	MIL	0-0 6/0 24:39	0-0 1/2 19:45	0-0 2/-1 18:12
Jan 22	@ COL	0-0 1/0 21:20	0-0 0/0 1:36	MIL	0-0 6/0 24:17	0-0 0/0 18:23	0-0 0/0 12:21
Jan 26	@ CBJ	0-0 1/0 19:52	0-0 0/0 2:04	MIL	0-1 4/0 20:49	0-0 1/0 19:18	INJ
Jan 29	@ DET	0-1 2/0 18:04	INJ	MIL	1-0 5/0 25:07	0-0 1/1 15:54	INJ
Jan 30	Vs ATL	0-1 0/-1 21:04	INJ	MIL	0-0 3/2 21:35	0-0 0/1 22:49	INJ
Feb 2	Vs PHX	0-0 3/0 24:26	DND	MIL	0-0 4/0 28:37	0-0 2/0 25:06	0-0 0/0 14:32
Feb 4	Vs COL	0-0 3/0 22:22	DND	MIL	0-2 5/1 24:46	0-0 0/0 21:59	0-0 2/-1 17:18
Feb 6	Vs SJ	0-0 2/0 20:08	0-0 0/0 1:27	MIL	0-0 2/-1 24:29	0-0 0/0 19:34	INJ
Feb 9	@ NYI	0-1 4/2 21:15	DND	MIL	0-0 0/0 27:54	0-0 1/1 20:54	INJ
Feb 10	@ NYR	0-0 0/1 21:31	0-0 0/0 3:50	MIL	0-0 1/0 23:03	0-1 0/1 21:59	INJ
Feb 12	@ NJ	0-1 0/0 20:35	0-0 0/0 3:04	MIL	0-0 2/2 23:04	0-0 0/0 20:35	INJ
Feb 14	@ PIT	0-0 0/0 22:11	DND	MIL	1-1 4/-1 23:51	0-0 2/1 20:53	0-2 1/2 14:31
Mar 2	Vs EDM	0-1 1/1 20:23	DND	MIL	1-0 4/-1 21:21	0-0 0/0 18:34	0-0 1/0 15:31
Mar 4	Vs LA	0-1 2/-1 17:09	DND	MIL	0-0 3/2 23:43	0-0 1/0 18:34	1-0 (W) 2/0 13:39
Mar 5	@ DET	0-1 0/-2 22:56	DND	MIL	0-0 0/0 7:37	0-0 1/2 18:14	0-0 0/1 13:16
Mar 7	Vs VAN	0-1 4/0 19:44	DND	INJ	0-0 1/0 22:19	0-0 1/0 22:19	0-0 2/-1 15:07
Mar 9	@ ATL	0-0 0/-1 24:47	DND	INJ	0-0 1/1 21:34	0-0 1/1 21:34	0-0 2/0 16:18
Mar 11	@ SJ	0-0 5/0 17:47	DND	MIL	0-1 3/-5 20:14	0-1 0/2 18:54	0-0 7/0 16:02
Mar 12	@ ANA	0-0 1/0 19:23	DND	MIL	1-0 (W) 2/0 21:21	0-0 1/0 21:29	0-0 2/0 11:40
Mar 14	@ LA	0-1 0/0 20:50	DND	MIL	0-0 1/1 25:51	0-0 0/1 17:32	0-1 2/1 16:18
Mar 16	Vs PHI	0-1 0/2 21:10	DND	MIL	0-0 4/0 25:10	0-0 2/1 22:29	0-1 1/1 18:27
Mar 18	Vs MIN	0-0 1/2 21:47	DND	MIL	0-0 1/2 21:03	0-0 0/0 20:09	1-0 2/1 15:13
Mar 20	Vs CBJ	0-0 1/1 22:30	DND	MIL	0-0 3/0 26:23	0-0 0/0 15:44	0-0 1/0 14:39
Mar 21	@ STL	0-0 2/2 23:03	DND	MIL	0-0 3/1 23:25	0-0 1/1 17:12	0-0 2/-1 14:26
Mar 23	Vs DAL	0-0 5/0 22:20	DND	MIL	1-0 1/1 19:55	0-0 0/1 17:34	0-0 1/0 15:19
Mar 25	Vs PHX	1-0 3/1 23:49	DND	MIL	0-0 5/-2 26:41	0-0 1/1 17:30	0-2 0/1 17:49
Mar 27	Vs DET	0-0 2/0 24:29	DND	MIL	0-0 1/0 25:19	0-0 2/0 17:50	0-0 0/0 14:33
Mar 29	@ FLA	0-0 2/0 22:46	0-0 0/0 3:22	MIL	0-1 2/0 23:27	0-0 0/0 19:21	0-2 2/1 19:44
Mar 30	Vs LA	0-0 1/1 18:36	DND	MIL	0-0 3/0 23:39	0-0 1/1 16:48	0-0 1/0 16:04
Apr 1	Vs STL	0-1 1/1 20:41	0-0 1/0 3:33	MIL	0-0 4/0 24:13	0-0 1/2 18:56	0-1 1/2 18:28
Apr 3	@ DET	0-0 0/-1 22:53	DND	MIL	1-0 2/2 23:11	0-0 1/1 21:15	0-0 1/1 16:21
Apr 7	@ PHX	0-0 1/1 22:22	DND	MIL	1-0 4/-3 22:56	0-0 1/1 18:11	0-0 2/0 17:08
Apr 10	Vs STL	0-0 0/0 25:43	0-0 0/0 5:47	MIL	0-1 4/1 27:11	0-0 1/1 16:36	0-0 3/-1 17:15

# PLAYER GAME-BY-GAME SUMMARY

Date	Opp	ERAT #10	LEGWAND #11	THURESSON #12	SPALING #13	BOYD #14	O'REILLY #16
Oct 3	@ DAL	0-0 4/0 21:07	0-0 1/0 22:07	MIL	MIL	CGY	MIL
Oct 8	Vs COL	0-0 1/0 20:43	0-0 1/0 19:20	MIL	MIL	CGY	MIL
Oct 10	Vs BUF	0-0 0/-1 18:15	0-0 3/1-19:52	MIL	MIL	CGY	MIL
Oct 12	Vs EDM	0-0 3/-1 19:53	0-0 1/2 13:48	MIL	MIL	CGY	MIL
Oct 14	@ DAL	0-0 3/0 17:26	0-0 3/-1 15:02	MIL	MIL	CGY	MIL
Oct 15	Vs CHI	1-0 1/-1 18:50	0-0 1/-1 15:06	MIL	MIL	CGY	0-0 1/-1 13:59
Oct 17	@ WSH	0-0 2/-1 19:23	0-0 1/0 20:21	MIL	MIL	CGY	0-0 1/1 14:11
Oct 21	@ BOS	0-0 2/-2 17:01	0-1 0/0 18:59	MIL	MIL	CGY	0-0 2/-2 18:00
Oct 22	@ OTT	0-0 3/-3 19:22	0-0 1/-2 17:07	MIL	MIL	CGY	0-0 0/3 10:52
Oct 24	@ CHI	0-0 2/-1 15:33	0-0 1/-1 14:30	MIL	MIL	CGY	0-0 1/-1 15:10
Oct 28	@ MIN	0-0 0/-1 16:16	0-1 1/1 20:18	MIL	MIL	CGY	DND
Oct 29	Vs CHI	INJ	0-0 1/0 20:47	MIL	MIL	CGY	0-0 0/0 5:49
Oct 31	Vs DAL	INJ	0-1 5/2 20:40	0-0 0/0 8:48	MIL	CGY	MIL
Nov 5	@ ANA	INJ	0-0 0/-2 20:08	0-0 4/-1 13:53	MIL	CGY	MIL
Nov 7	@ LA	0-2 2/1 16:23	0-1 2/1 19:52	0-1 2/1 12:52	MIL	CGY	MIL
Nov 10	@ SJ	0-1 2/0 14:57	0-0 1/-1 17:40	0-1 0/0 11:16	MIL	CGY	MIL
Nov 12	@ STL	0-0 1/0 17:29	0-1 3/2 19:34	0-0 5/-1 10:11	MIL	CGY	MIL
Nov 14	Vs MTL	0-0 5/0 12:46	0-0 4/0 16:38	0-0 4/0 11:12	MIL	CGY	MIL
Nov 17	Vs SJ	0-0 0/-1 13:08	1-2 (W) 2/1 19:27	0-0 1/0 10:01	MIL	CGY	MIL
Nov 19	Vs NJ	0-0 2/0 16:41	0-0 2/-1 19:56	0-0 1/0 10:16	MIL	CGY	MIL
Nov 21	Vs CBJ	1-1 2/0 15:54	1-1 5/1 21:46	DND	MIL	CGY	MIL
Nov 23	Vs DET	2-0 (W) 5/1 15:25	0-1 1/0 20:04	0-0 1/0 9:57	MIL	CGY	MIL
Nov 25	@ COL	0-1 2/1 15:13	1-0 (W) 3/0 22:26	0-0 0/-1 5:53	MIL	CGY	MIL
Nov 27	Vs STL	0-0 1/-2 18:42	0-1 6/1 19:44	MIL	MIL	CGY	MIL
Nov 28	Vs FLA	0-0 0/2 16:18	1-0 4/2 21:14	MIL	MIL	CGY	MIL
Nov 30	Vs CGY	0-0 0/-1 16:48	0-0 1/0 20:08	MIL	MIL	CGY	MIL
Dec 2	@ MIN	0-1 3/-2 19:46	0-0 1/0 18:41	MIL	MIL	CGY	MIL
Dec 4	@ CHI	1-1 (W) 2/2 17:55	0-1 1/0 19:48	MIL	MIL	CGY	0-1 0/1 8:49
Dec 5	Vs MIN	1-0 1/1 18:19	0-0 3/-2 16:06	MIL	MIL	CGY	0-0 0/0 9:18
Dec 8	Vs VAN	3-1 5/2 19:47	0-1 1/0 20:37	MIL	MIL	CGY	0-0 0/-1 8:33
Dec 10	Vs CBJ	1-0 4/1 19:38	0-0 5/-1 23:35	MIL	MIL	CGY	DND
Dec 12	Vs DET	0-0 1/-1 20:47	1-0 3/0 19:31	MIL	MIL	CGY	MIL
Dec 14	@ CBJ	0-1 4/2 16:47	0-1 1/1 22:01	MIL	MIL	CGY	MIL
Dec 15	Vs TB	1-0 2/1 17:56	1-1 4/1 22:23	MIL	0-1 1/1 6:05	CGY	MIL
Dec 17	@ EDM	0-0 2/0 18:41	0-2 2/1 19:57	MIL	0-0 0/1 8:48	CGY	MIL
Dec 19	@ CGY	1-2 3/2 18:57	1-0 2/1 20:25	MIL	0-0 0/0 13:44	CGY	MIL
Dec 22	@ VAN	0-0 1/-3 19:49	0-0 1/0 21:24	MIL	0-0 1/0 14:24	CGY	MIL
Dec 26	Vs CHI	1-0 1/0 20:28	0-0 2/-2 20:06	0-0 0/-1 12:22	0-0 0/0 8:39	CGY	MIL
Dec 27	@ CHI	1-0 1/2 18:58	0-0 2/0 18:01	0-0 1/0 6:00	0-0 1/0 11:08	CGY	MIL
Dec 29	@ STL	0-0 1/0 5:49	0-1 1/0 22:29	0-0 2/0 12:06	0-0 1/0 12:46	CGY	MIL
Dec 31	@ CBJ	INJ	1-0 (W) 2/1 17:54	1-0 2/0 14:03	0-0 1/0 13:45	CGY	MIL
Jan 2	Vs ANA	INJ	1-0 2/1 22:56	0-0 1/0 15:04	0-0 2/-1 13:51	CGY	MIL
Jan 5	Vs CGY	INJ	0-0 0/0 18:27	0-0 1/1 14:32	0-0 3/0 10:32	CGY	MIL
Jan 7	Vs CAR	INJ	0-0 2/0 18:08	0-0 1/-1 8:11	0-0 1/0 13:37	CGY	MIL
Jan 9	Vs ANA	1-0 3/-1 19:24	0-0 3/-2 19:35	0-0 2/0 9:18	0-0 1/0 13:03	CGY	0-1 0/1 15:29
Jan 11	@ VAN	0-0 1/0 21:25	0-2 3/0 20:25	0-0 0/0 3:36	0-0 1/1 7:15	CGY	0-0 0/0 13:04
Jan 12	@ EDM	0-0 1/0 15:22	0-0 3/0 16:45	0-0 1/0 9:22	0-0 0/0 9:23	CGY	0-2 1/2 15:21
Jan 15	@ CGY	0-0 2/0 18:23	0-0 1/0 20:27	0-0 0/0 4:50	0-0 0/0 9:22	CGY	0-0 1/0 17:28
Jan 18	Vs TOR	0-0 1/-1 15:47	0-0 1/-2 17:28	DND	0-1 2/0 7:37	CGY	MIL
Jan 21	@ PHX	1-0 3/1 18:20	0-0 1/-2 14:55	MIL	0-0 0/0 8:39	CGY	MIL
Jan 22	@ COL	0-0 2/0 19:33	0-0 2/0 18:19	MIL	0-0 1/0 14:34	CGY	MIL
Jan 26	@ CBJ	1-1 6/1 20:39	0-1 2/0 18:22	MIL	0-0 0/0 10:26	CGY	0-0 1/0 15:46
Jan 29	@ DET	0-0 0/1 19:47	0-0 4/1 18:48	0-0 1/0 5:59	0-0 2/0 9:52	CGY	0-0 1/0 16:14
Jan 30	Vs ATL	1-1 5/3 17:43	0-0 3/1 18:30	MIL	0-1 0/1 7:17	CGY	0-0 0/-1 14:10
Feb 2	Vs PHX	0-0 1/0 20:15	0-0 1/0 18:04	MIL	MIL	CGY	0-0 0/0 11:21
Feb 4	Vs COL	0-0 2/-1 21:31	0-1 1/1 16:04	MIL	MIL	CGY	0-0 0/-1 7:52
Feb 6	Vs SJ	0-1 3/0 19:40	0-0 1/-1 18:10	MIL	MIL	CGY	0-3 1/2 17:39
Feb 9	@ NYI	0-1 2/-1 20:29	0-0 0/1 18:54	MIL	MIL	CGY	1-0 2/0 16:45
Feb 10	@ NYR	0-0 1/0 20:07	0-1 0/1 15:30	MIL	MIL	CGY	0-0 5/0 15:51
Feb 12	@ NJ	0-0 6/-1 19:55	0-1 0/0 16:53	MIL	MIL	CGY	1-0 1/-1 17:33
Feb 14	@ PIT	0-1 2/-2 18:38	0-0 1/0 17:06	MIL	MIL	CGY	0-0 0/0 15:50
Mar 2	Vs EDM	0-1 0/0 16:51	0-1 0/1 15:53	MIL	MIL	CGY	0-0 1/0 14:12
Mar 4	Vs LA	0-2 2/0 20:13	0-0 0/1 15:23	MIL	MIL	DND	0-0 0/0 10:26
Mar 5	@ DET	0-0 4/-1 17:55	0-0 1/1 14:36	MIL	MIL	DND	0-0 1/2 13:54
Mar 7	Vs VAN	0-1 4/-1 16:08	0-0 1/-1 17:49	MIL	MIL	0-0 1/1 10:49	DND
Mar 9	@ ATL	0-1 5/0 17:53	0-0 4/0 16:57	MIL	MIL	0-0 1/0 8:50	DND
Mar 11	@ SJ	0-1 2/-1 20:09	0-1 2/-2 14:59	MIL	MIL	0-0 1/0 8:00	DND
Mar 12	@ ANA	0-0 1/0 16:45	0-0 2/0 17:01	MIL	MIL	0-0 2/0 13:22	DND
Mar 14	@ LA	0-1 4/0 16:18	0-1 3/1 16:17	MIL	MIL	0-0 1/0 11:56	DND
Mar 16	Vs PHI	1-0 2/-1 16:23	0-1 0/1 19:00	MIL	MIL	0-0 3/0 14:29	DND
Mar 18	Vs MIN	0-2 0/2 15:15	0-0 1/0 12:58	MIL	MIL	0-1 3/1 16:17	DND
Mar 20	Vs CBJ	0-1 0/1 16:54	0-0 1/0 19:10	MIL	MIL	0-0 0/0 10:54	DND
Mar 21	@ STL	0-1 5/1 18:20	0-0 4/0 18:52	MIL	MIL	2-0 (W) 2/1 15:30	0-1 0/1 17:27
Mar 23	Vs DAL	0-0 4/0 18:06	0-0 0/-1 17:15	MIL	0-0 1/-1 9:27	0-0 4/-1 14:57	0-0 2/0 16:59
Mar 25	Vs PHX	0-0 3/-1 18:13	0-0 0/-1 18:14	MIL	0-0 0/1 12:56	0-0 3/0 14:55	0-1 0/0 13:55
Mar 27	Vs DET	0-0 4/0 20:32	0-0 2/0 23:47	MIL	0-0 2/0 13:03	0-0 4/0 14:20	0-0 0/0 11:33
Mar 29	@ FLA	INJ	1-0 4/0 18:08	MIL	0-0 1/0 14:35	0-0 2/0 12:50	0-0 1/0 9:07
Mar 30	Vs LA	0-0 4/-1 18:37	0-0 2/0 18:35	MIL	0-0 3/0 14:25	0-0 1/-1 9:17	DND
Apr 1	Vs STL	0-0 4/-1 15:29	0-0 1/1 19:59	MIL	0-0 0/0 9:46	1-0 1/1 11:05	DND
Apr 3	@ DET	1-0 3/2 17:00	0-1 2/1 17:33	MIL	0-0 1/0 10:31	0-1 2/0 13:06	DND
Apr 7	@ PHX	0-0 1/-1 18:42	0-0 2/-3 16:47	MIL	DND	0-0 0/-1 6:43	DND
Apr 10	Vs STL	0-0 2/1 20:25	0-0 3/0 21:17	MIL	DND	0-0 1/0 12:03	DND

Skaters: Goals-Assists (Game Winning) Shots (+/-) TOI DND: Did Not Dress DNP: Did not play INJ: Injured MIL: Milwaukee (AHL)

## PLAYER GAME-BY-GAME SUMMARY

Date	Opp	SANTORELLI #18	ARNOTT #19	SUTER #20	GRANT #21	TOOTOO #22	GUITE #24
Oct 3	@ DAL	0-0 3/0 15:29	1-1 7/0 20:20	0-0 2/1 27:44	MIL	INU	0-0 0/0 12:05
Oct 8	Vs COL	0-0 3/0 18:18	1-1 8/3 20:44	0-2 2/3 22:20	0-0 1/0 8:52	INU	0-0 2/0 5:54
Oct 10	Vs BUF	0-0 3/-1 14:57	0-0 2/0 16:09	0-0 0/-1 23:07	0-0 0/0 7:02	INU	0-0 1/0 7:52
Oct 12	Vs EDM	0-0 2/-3 9:27	1-0 5/0 20:46	0-0 3/0 23:25	0-0 1/-1 5:49	INU	DND
Oct 14	@ DAL	0-0 0/-1 11:49	0-0 5/-2 17:37	0-0 1/2 21:54	MIL	INU	0-0 1/-1 10:38
Oct 15	Vs CHI	MIL	0-0 1/0 19:16	0-1 1/1 24:17	MIL	INU	DND
Oct 17	@ WSH	MIL	0-0 3/0 21:00	0-0 1/1 32:14	MIL	INU	MIL
Oct 21	@ BOS	MIL	INU	0-0 1/0 23:47	MIL	INU	MIL
Oct 22	@ OTT	MIL	INU	2-1 3/-2 28:09	MIL	INU	MIL
Oct 24	@ CHI	MIL	INU	0-0 0/-1 27:00	MIL	INU	MIL
Oct 28	@ MIN	1-0 3/0 15:18	INU	0-1 1/1 22:13	MIL	INU	MIL
Oct 29	Vs CHI	0-0 1/0 16:33	INU	0-0 1/0 22:47	MIL	INU	MIL
Oct 31	Vs DAL	0-1 3/1 14:49	INU	0-0 1/1 24:20	MIL	INU	MIL
Nov 5	@ ANA	0-0 4/0 13:54	0-0 2/-1 19:54	0-0 0/-1 26:10	MIL	0-0 4/0 10:58	MIL
Nov 7	@ LA	0-0 0/1 16:04	0-0 1/0 14:23	0-0 0/1 22:19	MIL	0-0 2/0 9:45	MIL
Nov 10	@ SJ	1-0 2/0 12:39	0-0 2/-1 19:09	0-0 1/-2 22:35	MIL	0-1 1/1 10:12	MIL
Nov 12	@ STL	0-0 1/-1 11:19	0-0 6/0 18:16	0-0 2/2 23:20	MIL	1-0 (W) 2/1 8:20	MIL
Nov 14	Vs MTL	0-0 3/0 9:24	0-1 3/1 21:13	0-0 0/0 20:53	MIL	0-0 2/0 11:22	MIL
Nov 17	Vs SJ	0-0 2/-1 9:35	0-0 4/-1 18:43	0-2 0/0 22:44	MIL	0-0 1/0 10:28	MIL
Nov 19	Vs NJ	0-0 0/0 9:22	2-0 2/0 18:07	0-1 0/-1 25:14	MIL	0-0 2/0 14:21	MIL
Nov 21	Vs CBJ	0-0 0/0 8:33	1-0 6/-1 22:15	0-0 2/0 24:34	MIL	0-0 2/0 8:53	MIL
Nov 23	Vs DET	0-0 2/0 9:31	1-0 4/-1 17:48	0-0 0/0 23:42	MIL	0-1 3/1 13:04	MIL
Nov 25	@ COL	0-0 0/-1 5:19	0-2 4/1 19:53	0-1 0/-1 23:50	MIL	0-1 1/1 14:22	MIL
Nov 27	Vs STL	DND	0-0 3/0 21:13	0-0 2/-1 23:42	MIL	0-1 2/-2 13:24	MIL
Nov 28	Vs FLA	0-0 1/0 5:57	0-1 2/0 16:01	0-0 0/-1 20:35	MIL	0-1 0/2 11:58	MIL
Nov 30	Vs CGY	0-0 0/0 9:22	0-0 0/-2 15:25	0-0 3/-2 22:01	MIL	0-0 2/-1 16:46	MIL
Dec 2	@ MIN	0-0 1/0 4:53	2-1 2/2 20:37	0-0 1/-1 24:58	MIL	0-0 4/-3 15:37	MIL
Dec 4	@ CHI	MIL	0-0 2/0 15:44	0-1 1/1 25:49	MIL	1-1 5/2 14:01	MIL
Dec 5	Vs MIN	MIL	1-0 6/1 20:51	0-1 2/0 22:08	MIL	0-0 2/-1 15:18	MIL
Dec 8	Vs VAN	MIL	0-2 2/1 21:09	0-0 3/2 23:55	MIL	0-0 0/1 8:48	MIL
Dec 10	Vs CBJ	MIL	1-0 5/1 19:44	0-2 1/1 27:19	MIL	0-1 1/1 10:55	MIL
Dec 12	Vs DET	MIL	0-0 3/-2 19:50	0-0 4/-2 24:29	MIL	0-0 0/0 1:19	MIL
Dec 14	@ CBJ	MIL	0-0 6/3 17:11	0-0 0/2 22:04	MIL	INU	MIL
Dec 15	Vs T.B	MIL	0-1 3/2 19:20	0-1 0/1 23:07	MIL	INU	MIL
Dec 17	@ EDM	MIL	0-1 1/1 17:35	0-2 0/3 24:17	MIL	INU	MIL
Dec 19	@ CGY	MIL	INU	0-0 0/1 24:19	MIL	INU	MIL
Dec 22	@ VAN	MIL	0-0 6/-3 17:47	0-0 1/0 23:39	MIL	INU	MIL
Dec 26	Vs CHI	MIL	0-0 1/0 17:12	0-0 1/-1 21:42	MIL	INU	MIL
Dec 27	@ CHI	MIL	0-1 2/0 18:56	0-1 0/1 25:34	MIL	INU	MIL
Dec 29	@ STL	MIL	0-0 1/0 17:35	0-1 3/1 26:37	MIL	INU	MIL
Dec 31	@ CBJ	0-0 0/0 7:31	0-0 4/0 21:41	0-0 0/0 24:46	MIL	INU	MIL
Jan 2	Vs ANA	0-0 1/0 6:40	1-2 (W) 7/3 16:54	0-0 2/2 21:14	MIL	INU	MIL
Jan 5	Vs CGY	0-0 0/-1 7:55	0-0 1/-1 19:53	0-0 2/-1 22:38	MIL	INU	MIL
Jan 7	Vs CAR	0-0 1/-1 9:12	0-0 5/1 20:41	0-0 3/-2 22:00	MIL	INU	0-0 1/-1 7:48
Jan 9	Vs ANA	MIL	MIL	0-1 1/1 25:54	MIL	INU	0-0 0/-1 6:40
Jan 11	@ VAN	MIL	INU	0-1 1/1 24:03	MIL	INU	MIL
Jan 12	@ EDM	MIL	INU	0-0 3/2 22:43	MIL	INU	MIL
Jan 15	@ CGY	MIL	INU	0-0 1/0 25:49	MIL	INU	MIL
Jan 18	Vs TOR	MIL	0-0 5/-1 18:11	0-1 2/1 24:55	MIL	INU	MIL
Jan 21	@ PHX	MIL	0-1 2/1 20:25	0-0 2/-1 27:09	MIL	0-0 3/1 10:06	MIL
Jan 22	@ COL	MIL	0-1 2/0 19:38	0-0 1/0 24:49	MIL	0-0 3/0 9:27	MIL
Jan 26	@ CBJ	MIL	0-0 2/0 18:59	0-0 4/0 23:25	MIL	0-0 0/-1 8:31	MIL
Jan 29	@ DET	MIL	0-0 4/0 17:58	0-1 6/0 26:48	MIL	0-0 3/0 8:18	MIL
Jan 30	Vs ATL	1-0 (W) 6/1 18:34	0-1 0/2 21:00	0-0 0/2 21:00	MIL	0-1 2/0 7:13	MIL
Feb 2	Vs PHX	MIL	0-0 2/0 20:33	0-0 2/0 25:46	MIL	0-0 4/0 11:54	MIL
Feb 4	Vs COL	MIL	1-3 4/1 17:51	0-0 2/2 22:29	MIL	0-0 3/-1 15:37	MIL
Feb 6	Vs S.J	MIL	0-0 9/0 20:23	0-1 2/-1 23:32	MIL	0-0 1/0 14:18	MIL
Feb 9	@ NYI	MIL	0-1 2/0 21:26	0-0 0/0 19:52	MIL	0-0 0/0 5:42	MIL
Feb 10	@ NYR	MIL	0-0 2/0 19:41	0-0 2/0 23:31	MIL	1-0 6/1 10:37	MIL
Feb 12	@ NJ	MIL	0-0 4/-3 21:17	0-0 2/-2 24:52	MIL	1-0 1/0 10:35	MIL
Feb 14	@ PIT	MIL	0-1 4/-2 19:32	0-0 1/0 25:22	MIL	1-0 2/1 9:12	MIL
Mar 2	Vs EDM	MIL	1-0 (W) 5/-1 14:54	0-1 4/-1 22:24	MIL	0-0 2/0 14:14	MIL
Mar 4	Vs LA	MIL	1-0 3/1 19:34	0-1 1/2 21:57	MIL	0-0 0/0 7:52	MIL
Mar 5	@ DET	MIL	0-0 0/-1 16:39	0-0 3/-1 25:57	MIL	0-0 1/-1 11:50	MIL
Mar 7	Vs VAN	MIL	1-0 5/-2 16:47	0-1 1/-1 24:54	MIL	1-0 4/1 11:07	MIL
Mar 9	@ ATL	MIL	0-1 2/0 17:51	1-0 2/-1 25:52	MIL	0-0 3/0 8:07	MIL
Mar 11	@ S.J	MIL	0-0 4/-1 20:28	0-1 5/-6 21:37	MIL	0-0 2/0 6:34	MIL
Mar 12	@ ANA	MIL	0-1 3/0 17:08	0-1 2/0 22:47	MIL	0-0 3/0 10:04	MIL
Mar 14	@ LA	MIL	0-1 3/0 16:58	0-1 2/1 25:54	MIL	0-0 2/0 9:13	MIL
Mar 16	Vs PHI	MIL	0-1 2/-1 16:21	0-0 0/0 24:38	MIL	0-0 0/0 10:36	MIL
Mar 18	Vs MIN	MIL	1-1 5/2 15:04	0-0 1/2 20:58	MIL	0-1 1/1 13:16	MIL
Mar 20	Vs CBJ	MIL	0-0 3/0 14:41	0-0 1/0 24:40	MIL	0-0 2/0 7:30	MIL
Mar 21	@ STL	MIL	INU	0-0 2/2 22:24	MIL	0-1 0/1 9:45	MIL
Mar 23	Vs DAL	MIL	INU	0-1 2/-1 21:17	MIL	0-0 2/-1 2:13	MIL
Mar 25	Vs PHX	MIL	INU	0-0 2/-2 26:10	MIL	0-0 2/0 14:18	MIL
Mar 27	Vs DET	MIL	INU	0-0 2/0 27:02	MIL	0-0 2/0 10:10	MIL
Mar 29	@ FLA	MIL	INU	0-0 1/0 22:58	MIL	0-0 3/0 14:17	MIL
Mar 30	Vs LA	MIL	INU	0-0 3/0 23:16	MIL	0-0 0/-1 5:47	MIL
Apr 1	Vs STL	MIL	INU	0-0 2/0 22:40	MIL	DND	MIL
Apr 3	@ DET	MIL	INU	1-1 (W) 3/2 22:36	MIL	0-0 1/0 9:51	MIL
Apr 7	@ PHX	MIL	0-1 1/0 18:34	0-1 1/-2 22:20	MIL	0-0 2/-2 13:00	MIL
Apr 10	Vs STL	MIL	1-0 5/1 17:39	0-0 2/1 26:11	MIL	0-0 5/0 14:38	MIL



# PLAYER GAME-BY-GAME SUMMARY

Date	Opp	SMITHSON #25	SULLIVAN #26	HORNQVIST #27	JONES # 28	WARD # 29
Oct 3	@ DAL	0-0 0/0 15:46	1-0 1/0 22:38	0-1 1/0 16:19	0-0 0/0 7:43	INJ
Oct 8	Vs COL	0-0 3/0 15:15	0-1 3/3 19:15	2-1 (W) 7/3 19:22	0-0 1/0 8:34	INJ
Oct 10	Vs BUF	0-0 0/0 12:17	0-0 3/0 17:21	0-0 2/0 14:51	0-0 2/0 9:33	0-0 0/0 15:50
Oct 12	Vs EDM	0-0 0/-2 8:53	0-0 2/1 20:21	0-1 2/1 20:03	0-0 3/0 13:03	0-0 2/-3 16:32
Oct 14	@ DAL	0-0 1/0 10:51	0-0 0/-3 18:23	0-0 5/-2 17:35	0-0 0/1 11:47	0-0 2/0 17:57
Oct 15	Vs CHI	0-0 0/0 8:15	0-0 0/0 19:07	0-0 1/-1 16:37	0-0 0/-1 6:54	0-0 0/0 18:57
Oct 17	@ WSH	0-0 0/1 10:43	0-0 2/0 20:44	0-1 3/2 15:30	DND	0-0 3/0 21:21
Oct 21	@ BOS	1-0 1/1 8:50	0-0 4/-2 19:21	0-1 3/1 18:01	DND	0-0 2/-1 17:37
Oct 22	@ OTT	0-0 1/0 10:36	0-0 3/-2 19:52	0-0 5/1 17:19	0-0 0/0 5:12	0-1 4/1 17:44
Oct 24	@ CHI	0-0 0/0 10:13	0-0 0/-1 16:43	0-0 6/0 18:56	0-0 1/0 9:27	0-0 0/-1 15:40
Oct 28	@ MIN	1-0 (W) 1/1 11:23	0-2 1/0 17:54	0-0 2/0 14:14	MIL	0-1 0/0 18:03
Oct 29	Vs CHI	1-0 2/1 17:58	0-0 3/0 18:26	0-0 2/0 18:07	MIL	1-0 (W) 2/0 19:25
Oct 31	Vs DAL	0-0 0/0 14:54	1-0 2/1 16:44	1-0 (W) 4/0 13:21	MIL	0-1 2/2 17:42
Nov 5	@ ANA	0-0 0/0 13:02	0-0 0/-1 19:35	0-0 1/0/-2 20:42	MIL	0-0 2/0 17:53
Nov 7	@ LA	0-0 2/1 15:38	0-0 1/0 16:45	0-0 2/0 15:07	MIL	1-0 2/1 17:40
Nov 10	@ S.J.	0-0 0/-1 16:54	0-0 4/0 18:21	1-0 5/-1 18:38	MIL	0-0 1/-1 18:19
Nov 12	@ STL	0-0 1/2 14:02	0-0 1/0 18:49	1-0 3/2 17:10	MIL	0-1 1/1 15:23
Nov 14	Vs MTL	0-0 1/0 16:23	2-0 (W) 11/1 19:33	0-0 1/0 11:18	MIL	0-0 1/0 15:18
Nov 17	Vs S.J.	1-0 1/1 17:15	1-0 1/-1 18:00	0-0 3/-1 11:14	MIL	1-2 4/1 18:56
Nov 19	Vs N.J.	0-0 0/-1 15:58	0-1 2/0 18:07	0-0 3/0 9:09	MIL	0-0 6/-1 20:08
Nov 21	Vs CBJ	0-0 1/-1 17:54	0-1 3/-1 21:04	0-0 3/0 12:31	MIL	0-0 3/0 22:13
Nov 23	Vs DET	0-0 1/0 16:38	0-1 1/-1 15:08	0-0 1/0 9:42	MIL	0-1 0/0 19:17
Nov 25	@ COL	0-0 1/-1 18:51	0-0 1/0 19:27	0-0 1/-1 5:48	MIL	0-0 3/-1 19:24
Nov 27	Vs STL	0-0 0/0 15:05	0-0 1/0 19:56	0-0 5/0 8:09	MIL	0-0 2/0 18:58
Nov 28	Vs FLA	0-0 2/1 17:32	0-1 2/0 15:42	0-0 2/0 10:45	MIL	1-0 4/1 18:43
Nov 30	Vs CGY	0-0 2/0 16:00	0-0 2/-2 14:29	0-0 2/-1 13:22	MIL	0-0 2/-1 20:15
Dec 2	@ MIN	0-0 1/0 17:05	1-3 3/3 20:43	0-0 2/0 7:26	MIL	0-0 2/0 21:01
Dec 4	@ CHI	0-0 2/1 17:43	0-0 0/0 15:24	0-0 1/1 8:24	0-0 0/1 7:42	1-0 2/0 20:53
Dec 5	Vs MIN	0-0 4/-2 14:41	0-0 2/1 17:52	DND	0-0 2/0 16:21	0-0 0/-2 16:45
Dec 8	Vs VAN	0-0 0/0 7:32	0-2 0/1 17:43	1-0 (W) 4/0 13:06	0-0 0/0 10:04	0-0 1/0 17:42
Dec 10	Vs CBJ	0-0 2/-1 19:17	0-0 2/1 18:58	0-0 2/0 10:06	0-0 0/0 9:18	0-0 1/-1 20:26
Dec 12	Vs DET	0-0 1/0 15:27	0-1 4/-1 17:59	0-0 3/-1 14:23	1-1 3/0 14:52	0-0 0/-1 16:26
Dec 14	@ CBJ	0-0 0/0 18:03	3-0 (W) 4/3 16:33	1-0 4/1 8:49	1-0 2/1 10:40	0-0 1/-1 16:36
Dec 15	Vs T.B.	1-0 2/1 16:48	0-1 0/1 18:34	1-1 3/1 11:22	1-0 2/1 9:15	0-2 3/1 20:24
Dec 17	@ EDM	1-0 1/1 16:24	0-0 1/0 17:00	2-1 (W) 3/2 16:09	1-0 2/1 8:23	1-1 3/1 14:40
Dec 19	@ CGY	0-1 0/2 15:44	0-0 0/-1 18:26	0-1 2/1 14:27	0-0 1/0 10:30	0-2 1/1 17:25
Dec 22	@ VAN	0-0 0/0 1:29	0-0 2/-3 17:17	1-0 4/1 16:27	0-0 0/0 10:11	0-0 0/0 21:18
Dec 26	Vs CHI	INJ	0-0 0/-1 17:18	0-0 0/-1 14:20	0-0 0/1 10:44	0-0 3/-1 16:27
Dec 27	@ CHI	INJ	0-1 1/0 19:05	1-0 2/1 14:47	0-0 0/1 9:18	0-0 0/0 19:32
Dec 29	@ STL	INJ	0-0 1/-1 16:57	1-0 3/2 13:45	0-0 3/0 15:43	1-0 2/0 19:15
Dec 31	@ CBJ	INJ	0-0 2/0 19:16	0-0 5/0 17:22	0-0 1/0 9:39	0-2 1/1 18:30
Jan 2	Vs ANA	INJ	0-1 3/2 15:52	0-1 1/1 16:35	0-0 3/0 10:13	0-1 0/1 20:18
Jan 5	Vs CGY	INJ	0-1 2/-1 18:10	1-0 2/-1 16:06	0-0 1/-1 14:52	0-0 2/-1 16:24
Jan 7	Vs CAR	INJ	1-1 (W) 4/1 16:51	2-1 7/1 20:35	0-0 1/-1 17:06	INJ
Jan 9	Vs ANA	INJ	0-1 1/-1 17:45	1-0 6/0 21:03	0-0 3/-1 17:48	INJ
Jan 11	@ VAN	INJ	0-0 1/-1 18:21	0-0 7/-1 20:11	1-0 2/0 13:10	1-0 2/1 20:03
Jan 12	@ EDM	INJ	0-0 2/2 18:36	1-1 (W) 4/2 17:26	1-2 4/2 14:43	0-0 1/0 16:14
Jan 15	@ CGY	INJ	0-1 0/1 18:40	1-0 (W) 3/1 16:51	0-0 2/0 14:33	0-0 2/0 18:47
Jan 18	Vs TOR	0-0 0/-1 14:20	0-1 1/0 19:59	0-0 2/0 18:13	1-0 2/1 7:48	0-0 2/-2 16:39
Jan 21	@ PHX	0-0 0/-3 12:57	0-1 1/1 20:41	1-0 8/0 19:49	0-0 1/-1 18:02	0-0 5/-3 14:21
Jan 22	@ COL	0-0 0/0 11:32	0-0 2/0 17:33	0-1 3/0 18:31	0-0 0/0 9:54	INJ
Jan 26	@ CBJ	0-0 1/0 12:54	0-0 2/-1 18:47	1-0 5/0 19:54	0-1 1/1 14:29	INJ
Jan 29	@ DET	0-1 0/0 12:13	0-0 1/0 19:56	0-0 7/0 19:47	0-0 1/0 14:50	INJ
Jan 30	Vs ATL	1-0 1/1 12:22	0-1 2/0 17:56	0-0 3/0 15:26	0-0 2/-1 11:57	1-1 1/1 17:15
Feb 2	Vs PHX	0-0 1/0 15:46	0-0 1/0 19:56	0-0 1/0 15:51	0-0 2/0 12:28	0-0 1/0 15:21
Feb 4	Vs COL	0-1 2/1 15:23	1-1 3/1 17:44	2-1 (W) 4/1 17:38	0-0 1/-1 6:50	1-0 3/1 15:31
Feb 6	Vs S.J.	0-0 0/-2 7:51	0-0 2/0 18:56	0-0 2/0 18:42	0-0 3/-1 4:35	1-0 3/1 17:14
Feb 9	@ NYI	0-1 0/1 14:29	1-0 4/0 22:02	0-0 4/0 18:13	0-0 1/1 9:37	1-0 2/1 18:40
Feb 10	@ NYR	0-0 1/0 6:32	0-0 3/0 16:57	0-0 2/0 17:14	DND	0-0 3/1 17:14
Feb 12	@ N.J.	INJ	0-0 0/-2 20:01	0-1 2/-2 20:49	0-0 0/0 3:37	0-0 1/-1 15:15
Feb 14	@ PIT	INJ	0-0 2/-1 17:52	0-0 3/-1 17:52	0-0 0/1 3:39	0-0 3/1 19:19
Mar 2	Vs EDM	0-0 0/1 14:46	0-1 1/0 13:57	0-0 4/-1 16:01	DND	0-1 1/1 14:18
Mar 4	Vs LA	1-0 2/1 12:54	0-1 1/1 17:35	0-1 7/0 17:48	Claimed on 3/3 waivers by EDM	0-1 2/1 16:52
Mar 5	@ DET	0-0 1/1 13:03	0-1 2/-1 19:00	0-0 1/0 15:25	0-0 1/0 15:25	1-0 3/1 15:44
Mar 7	Vs VAN	0-0 0/-1 16:20	0-0 0/-2 16:08	0-0 2/0 14:43	EDM	0-0 4/-1 16:04
Mar 9	@ ATL	0-0 0/0 16:20	0-0 2/0 16:39	0-0 4/0 16:15	EDM	0-0 0/0 16:24
Mar 11	@ S.J.	0-0 0/-3 14:54	0-1 2/0 15:34	2-0 3/0 17:31	EDM	0-0 1/-3 17:18
Mar 12	@ ANA	0-0 0/0 16:02	0-0 1/0 17:29	0-0 4/0 15:50	EDM	0-0 3/0 15:58
Mar 14	@ LA	0-0 1/0 16:24	1-0 1/2 12:52	1-0 (W) 3/2 15:20	EDM	0-0 3/0 19:21
Mar 16	Vs PHI	1-0 1/1 16:17	1-0 3/1 16:24	0-1 3/1 15:20	EDM	0-1 2/1 18:12
Mar 18	Vs MIN	0-0 1/0 16:49	0-1 2/1 13:42	1-1 5/1 14:54	EDM	0-0 3/0 14:59
Mar 20	Vs CBJ	0-0 1/0 17:07	0-0 5/0 17:23	0-0 3/0 16:04	EDM	0-0 6/0 17:38
Mar 21	@ STL	0-0 1/0 13:22	0-1 4/2 15:25	1-0 5/1 16:15	EDM	0-0 2/0 6:56
Mar 23	Vs DAL	0-0 0/-1 8:20	0-1 2/0 16:18	0-0 5/0 17:29	EDM	INJ
Mar 25	Vs PHX	0-0 2/0 15:40	1-1 1/2 16:48	1-1 6/1 16:59	EDM	INJ
Mar 27	Vs DET	0-0 0/0 13:54	0-0 1/0 15:35	0-0 6/0 15:44	EDM	INJ
Mar 29	@ FLA	0-0 0/-1 14:48	0-2 0/1 18:47	1-0 2/0 20:21	EDM	INJ
Mar 30	Vs LA	0-0 0/0 13:40	0-0 1/0 18:32	0-0 6/0 18:37	EDM	0-0 2/-1 18:00
Apr 1	Vs STL	0-0 0/0 12:55	1-0 (W) 4/2 18:11	0-3 5/3 19:29	EDM	0-0 0/0 18:31
Apr 3	@ DET	0-0 1/0 13:42	0-0 0/-1 14:35	0-0 3/0 15:57	EDM	0-2 1/1 16:18
Apr 7	@ PHX	0-0 2/-3 10:57	1-0 2/0 16:38	0-0 0/0 7:29	EDM	0-0 2/-2 16:43
Apr 10	Vs STL	0-0 1/-1 12:14	0-0 3/-1 18:55	INJ	EDM	0-0 0/0 11:10

Skaters: Goals-Assists (Game Winning) Shots (+/-) TOI DND: Did Not Dress DNP: Did not play INJ: Injured MIL: Milwaukee (AHL)

## PLAYER GAME-BY-GAME SUMMARY

Date	Opp	FRANSON #32	WILSON #33	OLVECKY #36	GREBESHKOV #37	SCATCHARD #38
Oct 3	@ DAL	MIL	INJ	MIL	EDM	MIL
Oct 8	Vs COL	MIL	INJ	MIL	EDM	MIL
Oct 10	Vs BUF	MIL	INJ	MIL	EDM	MIL
Oct 12	Vs EDM	MIL	0-0 1/1 16:41	MIL	EDM	MIL
Oct 14	@ DAL	MIL	0-0 2/0 16:40	MIL	EDM	MIL
Oct 15	Vs CHI	MIL	0-0 0/1 17:37	MIL	EDM	MIL
Oct 17	@ WSH	0-0 1/0 12:54	0-0 1/1 9:51	MIL	EDM	MIL
Oct 21	@ BOS	0-1 0/0 17:53	1-0 2/1 13:26	MIL	EDM	0-0 1/1 15:35
Oct 22	@ OTT	1-0 2/2 9:24	0-1 1/0 13:21	MIL	EDM	0-1 2/1 14:48
Oct 24	@ CHI	0-0 3/0 10:02	0-0 3/0 17:29	MIL	EDM	0-0 3/0 14:22
Oct 28	@ MIN	0-0 2/-1 12:24	0-0 3/0 13:22	MIL	EDM	0-0 1/0 13:09
Oct 29	Vs CHI	0-0 2/0 16:25	0-0 0/0 11:22	MIL	EDM	0-1 2/1 17:21
Oct 31	Vs DAL	0-0 0/0 12:31	0-0 1/-1 9:45	0-0 0/0 7:53	MIL	0-0 2/-1 16:08
Nov 5	@ ANA	0-0 4/-2 14:41	INJ	MIL	EDM	0-0 3/0 14:29
Nov 7	@ L.A.	1-1 (W) 3/1 16:56	INJ	MIL	EDM	0-0 0/0 10:08
Nov 10	@ S.J.	0-1 0/2 14:19	INJ	MIL	EDM	0-0 2/0 10:09
Nov 12	@ STL	0-0 1/1 12:04	INJ	MIL	EDM	MIL
Nov 14	Vs MTL	0-0 4/0 18:27	INJ	MIL	EDM	MIL
Nov 17	Vs S.J.	0-0 1/-1 17:26	INJ	MIL	EDM	MIL
Nov 19	Vs N.J.	0-0 1/1 17:21	INJ	MIL	EDM	MIL
Nov 21	Vs CBJ	0-0 4/0 15:18	INJ	MIL	EDM	MIL
Nov 23	Vs DET	0-0 1/0 12:16	MIL	MIL	EDM	MIL
Nov 25	@ COL	0-0 1/0 10:37	MIL	MIL	EDM	MIL
Nov 27	Vs STL	0-0 4/1 17:13	MIL	MIL	EDM	1-0 1/0 4:23
Nov 28	Vs FLA	0-0 0/0 15:29	MIL	MIL	EDM	0-0 0/0 6:56
Nov 30	Vs CGY	0-0 2/-1 18:29	MIL	MIL	EDM	INJ
Dec 2	@ MIN	0-0 4/1 13:05	MIL	MIL	EDM	INJ
Dec 4	@ CHI	0-1 1/1 14:35	MIL	MIL	EDM	INJ
Dec 5	Vs MIN	0-0 0/0 17:41	MIL	MIL	EDM	INJ
Dec 8	Vs VAN	DND	MIL	MIL	EDM	INJ
Dec 10	Vs CBJ	DND	MIL	MIL	EDM	1-0 4/1 8:03
Dec 12	Vs DET	0-1 2/0 9:36	MIL	MIL	EDM	0-0 0/0 6:42
Dec 14	@ CBJ	MIL	MIL	MIL	EDM	0-0 2/-1 7:45
Dec 15	Vs T.B.	MIL	MIL	MIL	EDM	DND
Dec 17	@ EDM	0-0 1/1 12:07	MIL	MIL	EDM	DND
Dec 19	@ CGY	1-1 (W) 1/2 11:03	MIL	MIL	EDM	1-0 2/1 8:43
Dec 22	@ VAN	0-0 1/-1 16:09	MIL	MIL	EDM	0-0 0/0 2:36
Dec 26	Vs CHI	DND	MIL	MIL	EDM	DND
Dec 27	@ CHI	0-2 3/2 11:45	MIL	MIL	EDM	DND
Dec 29	@ STL	0-0 1/0 15:28	MIL	MIL	EDM	MIL
Dec 31	@ CBJ	0-0 2/0 12:30	MIL	MIL	EDM	MIL
Jan 2	Vs ANA	0-0 1/-1 14:37	MIL	MIL	EDM	MIL
Jan 5	Vs CGY	0-0 0/-1 17:52	MIL	MIL	EDM	MIL
Jan 7	Vs CAR	DND	MIL	MIL	EDM	MIL
Jan 9	Vs ANA	0-0 1/-1 15:09	MIL	MIL	EDM	MIL
Jan 11	@ VAN	0-1 0/0 14:01	MIL	MIL	EDM	MIL
Jan 12	@ EDM	0-0 1/2 15:06	MIL	MIL	EDM	MIL
Jan 15	@ CGY	0-0 1/0 14:05	MIL	MIL	EDM	MIL
Jan 18	Vs TOR	1-1 2/1 15:22	MIL	MIL	EDM	MIL
Jan 21	@ PHX	0-0 3/1 11:16	MIL	MIL	EDM	MIL
Jan 22	@ COL	1-0 3/0 14:45	MIL	MIL	EDM	MIL
Jan 26	@ CBJ	0-0 0/0 17:11	MIL	MIL	EDM	MIL
Jan 29	@ DET	0-0 4/0 15:23	MIL	MIL	EDM	MIL
Jan 30	Vs ATL	0-1 2/1 15:58	MIL	MIL	EDM	MIL
Feb 2	Vs PHX	0-0 0/0 0:36	MIL	MIL	EDM	MIL
Feb 4	Vs COL	INJ	MIL	MIL	EDM	MIL
Feb 6	Vs S.J.	INJ	MIL	MIL	EDM	MIL
Feb 9	@ NYI	INJ	0-0 1/0 4:51	MIL	EDM	MIL
Feb 10	@ NYR	INJ	1-0 (W) 4/0 14:17	MIL	EDM	MIL
Feb 12	@ N.J.	INJ	0-1 0/0 10:51	MIL	EDM	MIL
Feb 14	@ PIT	INJ	0-0 1/0 18:06	MIL	EDM	MIL
Mar 2	Vs EDM	INJ	1-0 3/0 13:27	MIL	1-1 1/0 17:45	MIL
Mar 4	Vs L.A.	MIL	0-0 1/0 11:05	MIL	0-0 1/1 17:57	MIL
Mar 5	@ DET	MIL	0-0 1/-3 14:24	MIL	0-0 1/1 18:12	MIL
Mar 7	Vs VAN	0-0 0/-3 15:15	0-1 2/0 13:07	MIL	0-0 1/2 11:59	MIL
Mar 9	@ ATL	0-0 1/0 11:32	1-0 (W) 1/0 16:51	MIL	INJ	MIL
Mar 11	@ S.J.	0-2 0/1 19:26	1-1 4/0 19:12	MIL	INJ	MIL
Mar 12	@ ANA	0-0 1/0 12:27	0-0 0/0 11:00	MIL	INJ	MIL
Mar 14	@ L.A.	0-0 0/0 8:19	1-0 3/0 19:00	MIL	INJ	MIL
Mar 16	Vs PHI	0-0 1/2 16:08	0-0 2/-1 13:21	MIL	INJ	MIL
Mar 18	Vs MIN	0-0 3/2 17:43	1-1 (W) 4/2 15:03	MIL	INJ	MIL
Mar 20	Vs CBJ	1-0 (W) 1/1 15:57	0-1 2/1 17:19	MIL	INJ	MIL
Mar 21	@ STL	0-0 1/0 14:45	0-0 1/0 16:22	MIL	INJ	MIL
Mar 23	Vs DAL	0-0 1/0 19:35	0-0 2/0 17:21	MIL	INJ	MIL
Mar 25	Vs PHX	0-0 2/1 12:59	0-0 1/-3 16:23	MIL	INJ	MIL
Mar 27	Vs DET	0-0 1/0 12:49	0-0 3/0 22:26	MIL	INJ	MIL
Mar 29	@ FLA	0-0 1/0 14:15	0-1 1/1 15:20	MIL	INJ	MIL
Mar 30	Vs L.A.	0-0 3/-1 17:06	0-0 2/0 17:39	MIL	INJ	MIL
Apr 1	Vs STL	0-1 0/1 11:18	1-0 2/0 15:07	MIL	INJ	MIL
Apr 3	@ DET	0-0 1/0 10:32	0-0 0/2 18:37	MIL	INJ	MIL
Apr 7	@ PHX	0-1 2/0 16:25	0-0 2/-1 19:40	MIL	INJ	MIL
Apr 10	Vs STL	0-0 1/0 12:08	0-0 1/1 20:16	MIL	INJ	MIL

PLAYER GAME-BY-GAME SUMMARY

Date	Opp	BOUILLON #51	SULZER #52	DUMONT #71	RINNE #35	ELLIS #39
Oct 3	@ DAL	0-0 1/1 21:46	MIL	0-1 1/0 7:01	DNP	2/40 W 65
Oct 8	Vs COL	0-0 0/0 15:16	MIL	INJ	DNP	2/24 W 60
Oct 10	Vs BUF	0-0 2/0 18:31	MIL	INJ	1/42 L 59	DNP
Oct 12	Vs EDM	0-0 1/1 16:56	MIL	INJ	4/9 L 20	2/11 40
Oct 14	@ DAL	0-0 0/-1 19:39	MIL	INJ	3/23 53	3/3 L 7
Oct 15	Vs CHI	0-0 0/0 19:03	MIL	0-0 1/0 16:51	3/30 L 59	DNP
Oct 17	@ WSH	0-0 0/1 25:49	MIL	1-0 1/1 15:01	DNP	2/35 0 65
Oct 21	@ BOS	0-0 2/-1 22:45	0-0 2/0 13:35	0-0 3/-1 19:45	DNP	3/27 L 59
Oct 22	@ OTT	0-0 1/0 25:56	0-1 0/2 12:33	1-4 3/3 13:35	5/32 W 62	DNP
Oct 24	@ CHI	0-0 1/1 20:45	0-0 0/-1 14:36	0-0 3/-1 17:35	DNP	2/34 L 59
Oct 28	@ MIN	0-0 0/0 20:49	DND	1-0 2/0 17:48	0/12 W 38	3/10 22
Oct 29	Vs CHI	0-1 4/0 18:42	DND	0-1 3/0 17:23	0/22 W 59	DNP
Oct 31	Vs DAL	0-0 2/0 21:32	DND	0-2 2/1 17:15	2/29 W 60	DNP
Nov 5	@ ANA	0-0 0/2 20:49	0-0 0/0 10:29	INJ	4/31 L 60	DNP
Nov 7	@ LA	1-0 3/0 23:35	0-0 0/1 12:41	INJ	DNP	1/28 W 60
Nov 10	@ S.J.	0-0 1/-1 21:57	DND	INJ	DNP	4/29 L 60
Nov 12	@ STL	0-0 1/0 20:41	DND	0-0 4/0 18:24	1/22 W 60	DNP
Nov 14	Vs MTL	0-0 1/1 20:48	DND	0-1 1/1 19:18	0/20 W 60	DNP
Nov 17	Vs S.J.	0-0 1/-2 19:22	DND	0-1 3/-1 17:30	3/32 W 60	DNP
Nov 19	Vs N.J.	0-0 2/0 19:27	DND	0-2 3/0 16:14	2/28 W 65	DNP
Nov 21	Vs CBJ	0-1 2/0 20:02	DND	0-0 4/-1 21:39	3/29 W 65	DNP
Nov 23	Vs DET	0-0 0/0 20:40	DND	0-0 0/-1 16:15	1/31 W 60	DNP
Nov 25	@ COL	0-1 0/1 22:17	MIL	1-0 2/0 16:01	3/22 W 63	DNP
Nov 27	Vs STL	0-0 2/-2 17:35	DND	0-0 0/0 19:37	3/38 L 58	DNP
Nov 28	Vs FLA	0-0 1/1 20:31	DND	1-0 (W) 3/0 14:01	DNP	1/24 W 60
Nov 30	Vs CGY	0-0 2/0 20:18	DND	0-0 0/-1 15:16	4/29 L 59	DNP
Dec 2	@ MIN	0-0 2/0 18:34	MIL	0-2 2/3 16:28	5/27 0 61	DNP
Dec 4	@ CHI	0-0 2/-1 21:35	MIL	0-0 0/0 14:18	DNP	1/35 W 60
Dec 5	Vs MIN	0-0 1/0 20:14	MIL	0-0 0/0 16:28	1/11 20	4/28 L 40
Dec 8	Vs VAN	0-1 1/-1 19:13	0-0 3/0 10:49	0-0 3/-1 13:57	2/36 W 60	DNP
Dec 10	Vs DET	0-0 3/0 17:46	0-0 1/0 12:44	0-0 0/0 14:04	3/31 W 65	DNP
Dec 12	Vs CBJ	0-0 1/0 14:53	DND	0-1 2/1 13:19	3/29 0 60	DNP
Dec 14	@ CBJ	0-1 2/1 19:37	0-0 2/0 11:36	0-0 0/1 13:21	DNP	3/31 W 60
Dec 15	Vs T.B.	0-0 0/2 21:38	0-0 0/2 17:24	1-0 (W) 2/2 14:14	4/34 W 60	DNP
Dec 17	@ EDM	0-0 2/1 19:15	DND	0-2 0/2 15:42	2/4 5	1/22 W 60
Dec 19	@ CGY	0-0 0/1 23:58	DND	0-0 3/0 16:52	DNP	3/32 W 55
Dec 22	@ VAN	0-0 1/0 17:08	DND	0-1 0/1 16:52	DNP	4/36 L 60
Dec 26	Vs CHI	0-0 3/-1 18:15	0-0 2/-1 15:16	0-0 0/-1 15:47	4/40 L 60	DNP
Dec 27	@ CHI	0-0 0/1 16:31	DND	0-0 2/0 15:56	DNP	5/29 L 59
Dec 29	@ STL	0-0 2/1 25:37	MIL	1-1 (W) 1/1 16:24	3/27 W 60	DNP
Dec 31	@ CBJ	0-0 0/1 23:30	0-0 0/0 13:35	0-0 2/0 17:32	DNP	1/32 W 60
Jan 2	Vs ANA	0-0 1/1 16:16	DND	0-0 1/0 16:38	1/26 W 60	DNP
Jan 5	Vs CGY	0-0 0/-1 17:21	DND	0-0 1/-1 18:19	DNP	2/33 L 59
Jan 7	Vs CAR	0-1 0/1 18:02	0-1 1/1 17:33	1-1 3/1 16:13	2/27 W 60	DNP
Jan 9	Vs ANA	INJ	0-0 0/0 15:21	0-1 0/0 18:06	3/21 L 59	DNP
Jan 11	@ VAN	0-0 0/-1 14:30	DND	0-0 3/0 14:38	DNP	2/32 W 60
Jan 12	@ EDM	0-0 0/2 16:13	DND	1-1 1/2 15:55	3/41 W 60	DNP
Jan 15	@ CGY	0-0 1/0 15:06	DND	0-0 1/0 15:22	DNP	0/22 W 60
Jan 18	Vs TOR	0-0 2/1 17:12	DND	0-1 0/1 15:31	3/8 9	1/14 L 51
Jan 21	@ PHX	0-0 2/0 13:30	DND	INJ	DNP	4/23 L 58
Jan 22	@ COL	0-0 1/0 14:14	MIL	0-0 3/0 12:55	2/23 L 59	DNP
Jan 26	@ CBJ	0-0 0/0 16:32	MIL	0-0 1/0 15:41	3/17 L 59	DNP
Jan 29	@ DET	1-0 3/1 16:01	MIL	0-1 2/-1 14:00	DNP	4/29 L 58
Jan 30	Vs ATL	0-0 0/2 16:37	MIL	0-0 1/-1 14:37	3/26 W 60	DNP
Feb 2	Vs PHX	0-0 0/0 23:47	MIL	0-0 0/0 13:41	0/26 0 65	DNP
Feb 4	Vs COL	0-0 1/-2 15:02	0-0 0/-1 8:56	0-1 0/-1 8:45	3/26 W 60	DNP
Feb 6	Vs S.J.	0-0 1/1 15:12	0-0 2/1 14:57	2-0 4/1 16:26	4/29 L 59	DNP
Feb 9	@ NYI	0-0 1/-1 17:21	0-0 1/0 17:07	0-0 2/0 12:21	3/32 0 65	DNP
Feb 10	@ NYR	0-0 5/0 16:18	0-0 0/0 11:01	0-0 1/0 14:45	DNP	1/38 W 60
Feb 12	@ N.J.	0-0 1/-1 16:01	0-0 0/-1 12:06	0-0 1/0 14:24	4/27 L 59	DNP
Feb 14	@ PIT	0-0 0/1 20:57	0-0 0/1 12:11	0-1 0/1 16:52	DNP	3/33 W 65
Mar 2	Vs EDM	0-0 0/1 19:35	DND	0-0 0/-1 11:59	3/25 W 60	DNP
Mar 4	Vs LA	0-0 0/1 15:50	MIL	1-0 3/1 13:18	2/22 W 60	DNP
Mar 5	@ DET	0-0 1/1 21:33	MIL	1-0 1/-1 15:39	DNP	4/31 L 59
Mar 7	Vs VAN	0-0 2/0 24:25	MIL	0-0 1/-3 16:31	3/27 L 59	DNP
Mar 9	@ ATL	0-0 3/1 22:01	0-0 1/0 13:07	0-0 0/0 8:42	DNP	1/31 W 60
Mar 11	@ S.J.	0-1 1/2 19:44	DND	2-0 3/0 9:57	1/2 5	6/23 L 54
Mar 12	@ ANA	0-0 0/0 22:03	MIL	0-0 0/0 10:11	0/31 W 60	DNP
Mar 14	@ LA	0-0 0/1 20:39	MIL	0-0 2/0 10:14	2/20 W 60	DNP
Mar 16	Vs PHI	0-0 2/-1 20:25	MIL	0-0 2/0 11:35	3/45 W 65	DNP
Mar 18	Vs MIN	0-0 2/0 17:54	MIL	1-0 2/1 12:56	0/17 W 60	DNP
Mar 20	Vs CBJ	0-0 0/0 18:02	MIL	0-0 1/0 9:01	0/33 W 62	DNP
Mar 21	@ STL	0-1 2/0 18:58	MIL	0-0 2/1 11:49	2/25 W 60	DNP
Mar 23	Vs DAL	0-0 1/-1 18:22	MIL	0-0 2/-1 13:30	3/14 L 59	DNP
Mar 25	Vs PHX	0-0 0/1 21:50	MIL	0-1 0/0 12:51	3/35 W 60	DNP
Mar 27	Vs DET	0-0 0/0 21:02	MIL	0-0 1/0 11:29	0/38 0 65	DNP
Mar 29	@ FLA	1-0 (W) 1/2 19:02	MIL	0-0 2/0 14:52	DNP	2/29 W 61
Mar 30	Vs LA	0-0 0/-1 18:10	MIL	0-0 1/-1 11:03	2/31 L 58	DNP
Apr 1	Vs STL	0-0 0/1 18:20	MIL	0-0 4/0 12:07	2/33 W 60	DNP
Apr 3	@ DET	0-0 1/0 19:42	MIL	1-0 1/1 12:15	3/31 W 60	DNP
Apr 7	@ PHX	0-0 0/-1 16:56	MIL	0-1 0/0 12:52	4/29 L 59	DNP
Apr 10	Vs STL	0-0 1/-1 19:09	MIL	0-0 3/0 17:23	1/34 W 65	DNP

Skaters: Goals-Assists (Game-Winning) Shots (+/-) TOI DND: Did Not Dress DNP: Did not play INJ: Injured MIL: Milwaukee (AHL)

# 2009-10

## MAN-GAMES LOST DUE TO INJURY, ILLNESS OR SUSPENSION

PLAYER	DATE OF INJURY/SUSP.	TYPE OF INJURY	DATES MISSED	GAMES MISSED
Arnott	10/17/09	Upper-body Injury	10/21-10/31	6
	12/17/09	Upper-body Injury	12/19	1
	1/7/10	Upper-body Injury	1/9-1/15	4
	3/20/10	Upper-body Injury	3/21-4/3	8
Belak	11/12/09	Lower-body Injury	11/14-11/19	3
	1/28/10	Foot Injury	1/29-1/30	2
Bouillon	1/9/10	Sickness	1/9	1
Dumont	10/3/09	Body Soreness	10/8-10/14	4
	11/3/09	Upper-body Injury	11/5-11/10	3
	1/20/10	Sickness	1/21	1
Erat	10/28/09	Lower-body Injury	10/29-11/5	3
	12/29/09	Lower-body Injury	12/31-1/7	4
	3/27/10	Lower-body Injury	3/29	1
Franson	2/2/10	Broken Rib	2/4-3/2	7
Grebeshkov	3/7/10	Lower-body Injury	3/9-4/10	17
Goc	1/22/10	Upper-body Injury	1/26-1/30, 2/6-2/12	7
Hamhuis	10/15/09	Upper-body Injury	10/17-10/24	4
Hornqvist	4/7/10	Upper-body Injury	4/10	1
Klein	12/29/09	Upper-body Injury	12/31	1
Scatchard	11/28/09	Upper-body Injury	11/30-12/8	5
Smithson	12/22/09	Broken Hand	12/26-1/15	11
	2/10/10	Lower-body Injury	2/12-2/14	2
Tootoo	10/1/09	Hip flexor Injury	10/3-10/31	13
	12/12/09	Broken bone in foot	12/14-1/18	17
Ward	9/30/09	Groin Injury	10/3-10/8	2
	1/5/10	Lower-body Injury	1/7-1/9, 1/22-1/29	5
	3/21/10	Upper-body Injury	3/23-3/29	4
Weber	10/31/09	Foot Injury	11/5-11/7	2
	3/5/09	Upper-body Injury	3/7-3/9	2
Wilson	9/18/09	Groin Injury	10/3-10/10, 11/5-11/21	11
<b>TOTAL MAN-GAMES LOST DUE TO INJURY OR ILLNESS:</b>				<b>152</b>
<b>TOTAL MAN-GAMES LOST DUE TO SUSPENSION:</b>				<b>0</b>

*(Includes all traded players)*

### PREDATORS MAN-GAMES LOST DUE TO INJURY OR ILLNESS

1998-99 - 391	2001-02 - 218	2005-06 - 272	2008-09 - 233
1999-00 - 318	2002-03 - 256	2006-07 - 196	
2000-01 - 155	2003-04 - 248	2007-08 - 239	

## TRANSACTIONS

## TRAINING CAMP

**September 16, 2009:** Assigned forwards Taylor Beck, Gabriel Bourque and Michael Latta and defenseman Charles-Olivier Roussel to their junior teams.

Released forwards Scott Brannon, Mike McLean, Arvid Stromberg, Pierre-Alexandre Vandall and Mark Van Guilder, defensemen Jacob Muzzin and Brock Sheahan and goaltender John Decaro from Professional/Amateur Tryout Agreements.

**September 19, 2009:** Assigned forwards Hugh Jessiman, Ryan Maki, Ian McKenzie and Mark Santorelli, defenseman Robert Dietrich and goaltenders Chet Pickard and Jeremy Smith to Milwaukee (AHL).

Released defensemen Scott Ford, Mark Matheson and Russ Sinkewich from Professional Tryout Agreements.

**September 24, 2009:** Assigned defenseman Ryan Ellis to his junior team.

**September 25, 2009:** Assigned forwards Ben Eaves and Andreas Thuresson, defenseman Jonathon Blum and goaltender Mark Dekanich to Milwaukee (AHL).

**September 28, 2009:** Assigned forward Nick Spaling to Milwaukee (AHL).

**September 29, 2009:** Assigned forwards Triston Grant and Peter Olvecky and defensemen Alexander Sulzer and Nolan Yonkman to Milwaukee (AHL).

**September 30, 2009:** Assigned forward Cal O'Reilly and defenseman Cody Franson to Milwaukee (AHL).

Signed defenseman Francis Bouillon to a one-year contract.

## REGULAR SEASON

**October 7, 2009:** Signed forward Dave Scatchard to a one-year contract, and assigned him to Milwaukee (AHL).

**October 8, 2009:** Recalled forward Triston Grant from Milwaukee (AHL).

**October 13, 2009:** Reassigned forward Triston Grant to Milwaukee (AHL).

**October 15, 2009:** Recalled forward Cal O'Reilly from Milwaukee (AHL).

Assigned forward Mike Santorelli to Milwaukee (AHL).

**October 16, 2009:** Recalled defenseman Cody Franson from Milwaukee (AHL).

**October 17, 2009:** Assigned forward Ben Guite to Milwaukee (AHL).

**October 19, 2009:** Signed defenseman Ryan Ellis to three-year contract.

**October 20, 2009:** Recalled forward Dave Scatchard and defenseman Alexander Sulzer from Milwaukee (AHL).

Assigned defenseman Teemu Laakso to Milwaukee (AHL).

**October 26, 2009:** Recalled forward Mike Santorelli from Milwaukee (AHL).

Assigned forward Ryan Jones to Milwaukee (AHL).

**October 30, 2009:** Reassigned forward Cal O'Reilly to Milwaukee (AHL).

**October 31, 2009:** Recalled forwards Peter Olvecky and Andreas Thuresson from Milwaukee (AHL).

**November 1, 2009:** Reassigned forwards Peter Olvecky and Andreas Thuresson to Milwaukee (AHL).

**November 4, 2009:** Recalled forward Andreas Thuresson from Milwaukee (AHL).

**November 12, 2009:** Reassigned forward Dave Scatchard to Milwaukee (AHL).

**November 22, 2009:** Assigned forward Colin Wilson to Milwaukee (AHL).

**November 24, 2009:** Reassigned defenseman Alexander Sulzer to Milwaukee (AHL).

**November 26, 2009:** Recalled forward Dave Scatchard and defenseman Alexander Sulzer from Milwaukee (AHL).

Reassigned forward Andreas Thuresson to Milwaukee (AHL).

**December 1, 2009:** Reassigned defenseman Alexander Sulzer to Milwaukee (AHL).

**December 3, 2009:** Recalled forward Ryan Jones from Milwaukee (AHL).

**December 4, 2009:** Recalled forward Cal O'Reilly from Milwaukee (AHL).

Reassigned forward Mike Santorelli to Milwaukee (AHL).

**December 7, 2009:** Recalled defenseman Alexander Sulzer from Milwaukee (AHL).

**December 11, 2009:** Reassigned forward Cal O'Reilly to Milwaukee (AHL).

**December 13, 2009:** Reassigned defenseman Cody Franson to Milwaukee (AHL).

**December 15, 2009:** Recalled forward Nick Spaling from Milwaukee (AHL).

**December 16, 2009:** Recalled defenseman Cody Franson from Milwaukee (AHL).

**December 26, 2009:** Recalled forward Andreas Thuresson from Milwaukee (AHL).

**December 28, 2009:** Reassigned defenseman Alexander Sulzer to Milwaukee (AHL).

## TRANSACTIONS

**December 29, 2009:** Reassigned forward Dave Scatchard to Milwaukee (AHL).

**December 30, 2009:** Recalled forward Mike Santorelli and defenseman Alexander Sulzer from Milwaukee (AHL).

**January 6, 2010:** Recalled forward Ben Guite from Milwaukee (AHL).

**January 8, 2010:** Recalled forward Cal O'Reilly from Milwaukee (AHL).

Reassigned forward Mike Santorelli to Milwaukee (AHL).

**January 10, 2010:** Reassigned forward Ben Guite to Milwaukee (AHL).

**January 16, 2010:** Reassigned forward Cal O'Reilly to Milwaukee (AHL).

**January 19, 2010:** Reassigned forward Andreas Thureson to Milwaukee (AHL).

Signed defenseman Kevin Klein to a three-year contract.

**January 22, 2010:** Reassigned defenseman Alexander Sulzer to Milwaukee (AHL).

**January 25, 2010:** Recalled forward Cal O'Reilly from Milwaukee (AHL).

**January 28, 2010:** Recalled forward Andreas Thureson from Milwaukee (AHL).

**January 30, 2010:** Reassigned forward Andreas Thureson to Milwaukee (AHL).

**January 31, 2010:** Reassigned forward Nick Spaling to Milwaukee (AHL).

**February 3, 2010:** Recalled defenseman Alexander Sulzer from Milwaukee (AHL).

**February 5, 2010:** Signed forward Jordin Tootoo to a two-year contract.

**February 9, 2010:** Recalled forward Colin Wilson and defenseman Nolan Yonkman from Milwaukee (AHL).

**February 14, 2010:** Reassigned defenseman Nolan Yonkman to Milwaukee (AHL).

**February 15, 2010:** Reassigned forward Colin Wilson and defenseman Alexander Sulzer to Milwaukee (AHL).

**February 24, 2010:** Signed goaltender Pekka Rinne to a two-year contract.

**March 1, 2010:** Recalled forward Colin Wilson and defenseman Alexander Sulzer from Milwaukee (AHL).

Acquired defenseman Denis Grebeshkov from Edmonton for a second-round selection in the 2010 Entry Draft.

**March 3, 2010:** Forward Ryan Jones claimed on waivers by Edmonton.

Acquired forward Dustin Boyd from Calgary for a fourth-round selection in the 2010 Entry Draft.

Reassigned defensemen Cody Franson and Alexander Sulzer to Milwaukee (AHL).

**March 6, 2010:** Recalled defenseman Cody Franson from Milwaukee (AHL).

**March 8, 2010:** Recalled defenseman Alexander Sulzer from Milwaukee (AHL).

**March 12, 2010:** Reassigned defenseman Alexander Sulzer to Milwaukee (AHL).

**March 23, 2010:** Recalled forward Nick Spaling from Milwaukee (AHL).

**March 24, 2010:** Signed forward Ryan Thang to a two-year contract.

**April 2, 2010:** Signed forward Ryan Flynn to a two-year contract.

**April 14, 2010:** Signed forward Michael Latta to a three-year contract.

**April 15, 2010:** Signed defenseman Charles-Olivier Roussel and forward Gabriel Bourque to three-year contracts.

**April 20, 2010:** Signed free-agent forward Linus Klasen to a one-year contract.

## OFFSEASON

**May 12, 2010:** Signed forward Jani Lajunen to a three-year contract.

**May 17, 2010:** Signed forward Kelsey Wilson to a one-year contract.

**May 26, 2010:** Signed goaltender Anders Lindback to a two-year contract.

**May 28, 2010:** Signed defenseman Roman Josi to a three-year contract.

**June 15, 2010:** Signed forward Blake Geoffrion to a two-year contract.

**June 18, 2010:** Signed defenseman Francis Bouillon to a two-year contract.

**June 19, 2010:** Acquired defenseman Ryan Parent from Philadelphia for defenseman Dan Hamhuis.

Acquired forward Matt Halischuk and a second-round selection in the 2011 Entry Draft from New Jersey for forward Jason Arnott.

## TRANSACTIONS

**June 25, 2010:** Selected forward Austin Watson in the 2010 Entry Draft.

**June 26, 2010:** Selected forwards Patrick Cehlin, David Elsner and Joonas Rask and defensemen Taylor Aronson and Anthony Bitteto in the 2010 Entry Draft.

**June 28, 2010:** Signed forward Andreas Thuresson to a one-year contract.

**June 29, 2010:** Acquired forward Sergei Kostitsyn from Montreal for forward Dustin Boyd and goaltender Dan Ellis.

**July 1, 2010:** Signed forward Jonas Andersson to a one-year contract.

Signed defenseman Teemu Laakso to a one-year contract.

**July 2, 2010:** Signed forward Matthew Lombardi to a three-year contract.

**July 6, 2010:** Signed forward Sergei Kostitsyn to a one-year contract.

**July 9, 2010:** Signed defenseman Brett Palin to a one-year contract.

**July 16, 2010:** Signed forward Jamie Lundmark to a one-year contract.

**July 26, 2010:** Signed defenseman Ryan Parent to a two-year contract.

**August 5, 2010:** Acquired a conditional fifth-round selection in the 2011 Entry Draft from Florida for forward Michael Santorelli.

**August 9, 2010:** Signed goaltender Mark Dekanich to a one-year contract.

**August 10, 2010:** Named Jeff Cogen Chief Executive Officer and Sean Henry President/Chief Operating Officer.

**August 11, 2010:** Extended affiliation agreement with Cincinnati (ECHL).

**August 24, 2010:** Signed forward Patric Hornqvist to a three-year contract.

**August 25, 2010:** Signed forward Taylor Beck to a three-year contract.

**August 31, 2010:** Signed defenseman Aaron Johnson to a one-year contract.

**September 1, 2010:** Acquired defenseman Grant Lewis from Atlanta for forward Ian McKenzie.

**September 8, 2010:** Signed defenseman Cody Franson to a two-year contract.

## AMERICAN HOCKEY LEAGUE STANDINGS AND LEADERS

### EASTERN CONFERENCE

#### ATLANTIC DIVISION

Rank	Team	GP	W	L	OTL	SOL	PTS	PCT	GF	GA	PIM
1	y Worcester Sharks	80	49	25	3	3	104	.650	275	239	1268
2	x Portland Pirates	80	45	24	7	4	101	.631	244	214	1421
3	x Manchester Monarchs	80	43	28	3	6	95	.594	213	200	1182
4	x Lowell Devils	80	39	31	4	6	88	.550	239	232	1423
5	x Bridgeport Sound Tigers	80	38	32	4	6	86	.537	201	220	1711
6	Hartford Wolf Pack	80	36	33	6	5	83	.519	231	251	1603
7	Providence Bruins	80	36	38	5	1	78	.487	207	226	1194
8	Springfield Falcons	80	25	39	12	4	66	.412	207	296	1636

#### EAST DIVISION

Rank	Team	GP	W	L	OTL	SOL	PTS	PCT	GF	GA	PIM
1	y Hershey Bears	80	60	17	0	3	123	.769	342	198	1435
2	x Albany River Rats	80	43	29	3	5	94	.588	244	231	1515
3	x Wilkes-Barre/Scranton Penguins	80	41	34	2	3	87	.544	239	229	1515
4	Norfolk Admirals	80	39	35	3	3	84	.525	208	214	973
5	Binghamton Senators	80	36	35	6	3	81	.506	251	260	1400
6	Syracuse Crunch	80	34	39	4	3	75	.469	227	272	1771
7	Adirondack Phantoms	80	32	41	3	4	71	.444	199	251	1298

### WESTERN CONFERENCE

#### NORTH DIVISION

Rank	Team	GP	W	L	OTL	SOL	PTS	PCT	GF	GA	PIM
1	y Hamilton Bulldogs	80	52	17	3	8	115	.719	271	182	1257
2	x Rochester Americans	80	44	33	2	1	91	.569	253	247	1352
3	x Abbotsford Heat	80	39	29	5	7	90	.562	217	231	1796
4	x Manitoba Moose	80	40	33	5	2	87	.544	204	232	1509
5	Toronto Marlies	80	33	35	6	6	78	.487	193	261	1707
6	Lake Erie Monsters	80	34	37	1	8	77	.481	234	257	1011
7	Grand Rapids Griffins	80	34	39	3	4	75	.469	244	265	1272

#### WEST DIVISION

Rank	Team	GP	W	L	OTL	SOL	PTS	PCT	GF	GA	PIM
1	y Chicago Wolves	80	49	24	1	6	105	.656	264	214	1112
2	x Texas Stars	80	46	27	3	4	99	.619	238	198	1113
3	x Rockford IceHogs	80	44	30	3	3	94	.588	226	226	1395
4	x Milwaukee Admirals	80	41	30	2	7	91	.569	237	220	1172
5	Peoria Rivermen	80	38	33	2	7	85	.531	233	248	1363
6	San Antonio Rampage	80	36	32	5	7	84	.525	235	244	1357
7	Houston Aeros	80	34	34	7	5	80	.500	206	224	1300

y - won division x - playoff team

POINTS	TEAM	GP	G	A	PTS
Keith Aucoin	HER	72	35	71	106
Alexandre Giroux	HER	69	50	53	103
Corey Locke	HFD	76	31	54	85
Jerome Samson	ALB	74	37	41	78
David Desharnais	HAM	60	27	51	78
Brock Trotter	HAM	75	36	41	77
Jason Krog	CHI	78	14	61	75
Mark Mancari	POR	74	28	46	74
Charles Linglet	SPR	75	19	55	74
Martin St. Pierre	BNG	77	24	48	72
Andrew Gordon	HER	79	37	34	71
Jamie Johnson	RCH	80	27	44	71
Dustin Jeffrey	WBS	77	24	47	71
Chris Bourque	HER	49	22	48	70
T.J. Hensick	L.E.	58	20	50	70
Ryan Keller	BNG	72	34	34	68
Josh Hennessy	BNG	78	30	38	68
Danny Groulx	WOR	80	14	52	66
Brett MacLean	S.A.	76	30	35	65
Tyler Ennis*	POR	69	23	42	65

\* - Denotes Rookie

#### LEADING GOALTENDERS (based on 1560 minutes or more)

TEAM	GP	MIN	SA	GA	SO	GAA	SV%	W	L	SOL	
Cedrick Desjardins	HAM	47	2576	1067	86	6	2.00	0.919	29	9	4
Jonathan Bernier	MCH	58	3424	1823	116	9	2.03	0.936	30	21	6
Curtis Sanford	HAM	41	2230	935	79	4	2.13	0.916	23	11	3
Braden Holtby*	HER	37	2146	1000	83	2	2.32	0.917	25	8	2
Mark Dekanich	MIL	49	2804	1266	109	4	2.33	0.914	27	16	4
Peter Mannino	CHI	38	2026	994	79	2	2.34	0.921	26	5	1
Jhonas Enroth	POR	48	2781	1350	110	5	2.37	0.919	28	18	1
Anton Khudobin*	HOU	40	2247	976	91	4	2.43	0.907	14	19	4
Brad Thiessen*	WBS	30	1763	841	72	4	2.45	0.914	14	14	1
Matt Cimie	TEX	43	2539	1284	104	3	2.46	0.919	21	17	3
Mike McKenna	LOW	50	2891	1515	119	3	2.47	0.921	24	17	6
Tyler Weiman	L.E.	43	2538	1191	105	3	2.48	0.912	21	18	3
Dustin Tokarski*	NOR	55	3319	1632	139	4	2.51	0.915	27	25	3
Cory Schneider	MTB	60	3557	1836	149	4	2.51	0.919	35	23	2
Nathan Lawson	BRI	36	2121	1147	89	1	2.52	0.922	16	16	3

GOALS	TEAM	GP	G	ASSISTS	TEAM	GP	A	PENALTY MIN	TEAM	GP	PIM
Alexandre Giroux	HER	69	50	Keith Aucoin	HER	72	71	Zack Fitzgerald	ALB	77	311
Jerome Samson	ALB	74	37	Jason Krog	CHI	78	61	Francis Lessard	S.A.	61	289
Andrew Gordon	HER	79	37	Charles Linglet	SPR	75	55	Louis Robitaille	LOW	73	286
Brock Trotter	HAM	75	36	Corey Locke	HFD	76	54	Jon Mirasty	SYR	53	269
Keith Aucoin	HER	72	35	Alexandre Giroux	HER	69	53	J.D. Watt*	ABB	70	267



## MILWAUKEE ADMIRALS SCORING

#	Player	Pos	GP	G	A	PTS	+/-	PIM	PP	SH	GW	OT	Shots
19	Mike Santorelli	C	57	26	33	59	17	20	6	0	4	1	186
25	Robert Dietrich	D	79	6	37	43	-9	28	2	0	2	2	123
17	Hugh Jessiman	RW	78	20	22	42	9	111	2	0	1	0	169
3	Jonathon Blum*	D	80	11	30	41	17	32	6	0	1	0	141
16	Marty Murray	TOTAL	74	15	25	40	5	36	3	0	1	0	120
		MIL	15	5	5	10	4	10	2	0	0	0	19
16	Cal O'Reilly	C	35	9	31	40	19	8	2	1	2	1	67
33	Colin Wilson*	C	40	13	21	34	0	19	6	0	0	0	66
38	Peter Olvecky	LW	62	11	23	34	14	22	2	0	5	0	137
12	Andreas Thureson	RW	50	14	19	33	13	24	3	0	2	0	126
36	Dave Scatthard	C	36	20	10	30	3	59	6	1	3	0	81
52	Alexander Sulzer	D	36	7	23	30	13	8	5	0	1	0	86
18	Chris Mueller	RW	67	13	14	27	10	37	0	0	1	0	115
21	Triston Grant	LW	74	12	13	25	10	236	0	0	3	0	113
11	Mark Santorelli	LW	68	11	13	24	4	6	5	0	1	0	100
24	Ben Guite	C	64	8	13	21	3	56	3	1	2	1	87
40	Wacey Rabbit	C	76	8	10	18	-9	53	0	0	2	0	71
13	Nick Spaling	C	48	7	10	17	-6	21	5	0	1	0	116
20	Mark Matheson	D	58	4	13	17	2	30	0	0	0	0	73
7	Ryan Maki	RW	61	6	9	15	1	17	0	0	2	0	99
2	Teemu Laakso	D	46	4	9	13	12	42	0	0	1	0	41
10	Reid Cashman	D	37	4	8	12	15	8	0	0	1	0	44
43	Nolan Yonkman	D	76	2	7	9	4	170	0	0	0	0	47
4	Scott Ford	D	61	1	7	8	-1	84	0	0	0	0	59
6	Cody Franson	D	6	2	5	7	0	4	2	0	0	0	14
34	James Sixsmith	TOTAL	25	2	5	7	-4	9	0	0	1	0	39
		MIL	4	0	1	1	0	0	0	0	0	0	2
29	Mark Van Guilder*	C	28	0	7	7	-2	8	0	0	0	0	21
8	Ryan Thang*	LW	12	3	3	6	2	4	0	0	0	0	19
28	Ryan Jones	LW	15	4	1	5	-6	15	2	0	1	0	29
22	Dylan Hunter	TOTAL	20	2	2	4	-4	4	0	0	1	0	9
		MIL	9	1	1	2	2	2	0	0	1	0	3
22	Ben Eaves	C	7	1	2	3	0	4	0	0	0	0	10
23	Ian McKenzie	RW	24	1	0	1	0	14	0	0	1	0	12
8	Oren Eizenman	C	7	0	1	1	0	2	0	0	0	0	8
37	Chet Pickard*	G	36	0	1	1	0	2	0	0	0	0	0
31	Mark Dekanich	G	49	0	1	1	0	4	0	0	0	0	0
8	Ethan Graham	D	1	0	0	0	-1	0	0	0	0	0	0
30	Jeremy Smith*	G	1	0	0	0	0	0	0	0	0	0	0
32	Ryan Flynn*	RW	2	0	0	0	-1	0	0	0	0	0	1
22	Dustin Sproat*	C	4	0	0	0	-2	0	0	0	0	0	3
41	Mike McLean	LW	6	0	0	0	-2	0	0	0	0	0	5
15	Jason Jozsa	D	10	0	0	0	-3	4	0	0	0	0	2
	<b>TOTALS</b>		<b>80</b>	<b>237</b>	<b>403</b>	<b>637</b>	<b>132</b>	<b>1172</b>	<b>59</b>	<b>3</b>	<b>38</b>	<b>5</b>	<b>2298</b>

#	Goalie	GP	MINS	W	L	SOL	SO	EN	GA	GAA	SA	SVS	SV%
30	Jeremy Smith*	1	5	0	0	0	0	0	0	0	1	1	1
31	Mark Dekanich	49	2804	27	16	4	4	3	109	2.33	1266	1157	.914
37	Chet Pickard*	36	2024	14	16	3	1	5	96	2.85	887	791	.892
	<b>TOTALS</b>	<b>80</b>	<b>4833</b>	<b>41</b>	<b>32</b>	<b>7</b>	<b>5</b>	<b>8</b>	<b>205</b>	<b>2.55</b>	<b>2154</b>	<b>1949</b>	<b>.905</b>

Bold - on Nashville Predators' 2009-10 reserve list

\* - denotes rookie

2009-10

## 2010 CALDER CUP PLAYOFFS

## WEST DIVISION SEMIFINALS: No. 4 Milwaukee Admirals vs. No. 1 Chicago Wolves

No.	Date	Score	Game-winning goal	Winning goaltender
1	April 14, 2010	Milwaukee 5 at Chicago 6	Kevin Doell	Peter Mannino
2	April 16, 2010	Milwaukee 0 at Chicago 3	Spencer Machacek	Peter Mannino
3	April 17, 2010	Chicago 0 at Milwaukee 6	Chris Mueller	Mark Dekanich
4	April 19, 2010	Chicago 1 at Milwaukee 0	Spencer Machacek	Peter Mannino
5	April 21, 2010	Milwaukee 5 at Chicago 4	Chris Mueller	Mark Dekanich
6	April 23, 2010	Chicago 4 at Milwaukee 5 (OT)	Ryan Maki	Mark Dekanich
7	April 26, 2010	Milwaukee 1 at Chicago 2	Kevin Doell	Peter Mannino

(Chicago wins series, 4 games to 3)

Division Semifinals	GP	W	L	GF	GA
Milwaukee	7	3	4	22	20
Chicago	7	4	3	20	22

## 2010 Milwaukee Admirals Playoff Scoring

#	Player	Pos	GP	G	A	PTS	+/-	PIM	PP	SH	GW	OT	Shots	Sh%
12	Andreas Thuresson	RW	7	2	7	9	3	16	0	0	0	0	20	10.0
3	Jonathon Blum*	D	7	1	7	8	3	0	0	0	0	0	11	9.1
19	Mike Santorelli	C	7	3	4	7	2	2	1	0	0	0	23	13.0
52	Alexander Sulzer	D	7	1	5	6	2	2	1	0	0	0	17	5.9
18	Chris Mueller	RW	7	3	2	5	-1	4	2	0	2	0	13	23.1
16	Marty Murray	C	7	2	3	5	1	2	1	0	0	0	11	18.2
24	Ben Guite	C	7	3	1	4	3	6	0	0	0	0	14	21.4
7	Ryan Maki	RW	7	2	2	4	1	0	1	0	1	1	14	14.3
8	Ryan Thang*	LW	7	1	3	4	0	2	0	0	0	0	8	12.5
11	Mark Santorelli	LW	6	1	2	3	4	0	0	0	0	0	9	11.1
2	Teemu Laakso	D	7	1	2	3	1	4	0	0	0	0	8	12.5
5	Blake Geoffrion*	C	3	2	0	2	-1	0	1	0	0	0	6	33.3
21	Triston Grant	LW	5	0	2	2	2	16	0	0	0	0	7	0.0
25	Robert Dietrich	D	2	0	1	1	0	2	0	0	0	0	3	0.0
22	Mike Bartlett	RW	4	0	1	1	1	0	0	0	0	0	4	0.0
20	Mark Matheson	D	5	0	1	1	0	2	0	0	0	0	6	0.0
43	Nolan Yonkman	D	7	0	1	1	-2	2	0	0	0	0	4	0.0
32	Ryan Flynn*	RW	1	0	0	0	0	0	0	0	0	0	0	0.0
28	Michael Latta*	C	1	0	0	0	0	0	0	0	0	0	1	0.0
37	Chet Pickard*	G	1	0	0	0	0	0	0	0	0	0	0	0.0
10	Reid Cashman	D	2	0	0	0	1	2	0	0	0	0	3	0.0
36	Dave Scatchard	C	3	0	0	0	0	2	0	0	0	0	1	0.0
4	Scott Ford	D	5	0	0	0	0	2	0	0	0	0	3	0.0
40	Wacey Rabbit	C	5	0	0	0	-2	0	0	0	0	0	6	0.0
31	Mark Dekanich	G	7	0	0	0	0	2	0	0	0	0	0	0.0
29	Mark Van Guilder*	C	7	0	0	0	-2	2	0	0	0	0	3	0.0
	<b>TOTALS</b>		7	22	44	66	16	72	7	0	3	1	195	0.113

#	Goalie	GP	MINS	W	L	SO	EN	GA	GAA	SA	SVS	SV%
31	Mark Dekanich	7	408	3	4	1	0	19	2.79	209	190	.909
37	Chet Pickard*	1	12	0	0	0	0	1	5.08	10	9	.900
	<b>TOTALS</b>	7	420	3	4	1	0	20	2.86	219	199	.909

Bold - on Nashville Predators' 2009-10 reserve list

\* - denotes rookie



# ***NHL & OPPONENTS***



# NHL & OPPONENTS

## 2009-10 FINAL STANDINGS

### EASTERN CONFERENCE

ATLANTIC DIVISION	GP	W	L	OT	Pts	GF	GA
New Jersey Devils	82	48	27	7	103	222	191
Pittsburgh Penguins	82	47	28	7	101	257	237
Philadelphia Flyers	82	41	35	6	88	236	225
New York Rangers	82	38	33	11	87	222	218
New York Islanders	82	34	37	11	79	222	264

NORTHEAST DIVISION	GP	W	L	OT	Pts	GF	GA
Buffalo Sabres	82	45	27	10	100	235	207
Ottawa Senators	82	44	32	6	94	225	238
Boston Bruins	82	39	30	13	91	206	200
Montreal Canadiens	82	39	33	10	88	217	223
Toronto Maple Leafs	82	30	38	14	74	214	267

SOUTHEAST DIVISION	GP	W	L	OT	Pts	GF	GA
Washington Capitals	82	54	15	13	121	318	233
Atlanta Thrashers	82	35	34	13	83	234	256
Carolina Hurricanes	82	35	37	10	80	230	256
Tampa Bay Lightning	82	34	36	12	80	217	260
Florida Panthers	82	32	37	13	77	208	244

### WESTERN CONFERENCE

CENTRAL DIVISION	GP	W	L	OT	Pts	GF	GA
Chicago Blackhawks	82	52	22	8	112	271	209
Detroit Red Wings	82	44	24	14	102	229	216
<b>Nashville Predators</b>	<b>82</b>	<b>47</b>	<b>29</b>	<b>6</b>	<b>100</b>	<b>225</b>	<b>225</b>
St. Louis Blues	82	40	32	10	90	225	223
Columbus Blue Jackets	82	32	35	15	79	216	259

NORTHWEST DIVISION	GP	W	L	OT	Pts	GF	GA
Vancouver Canucks	82	49	28	5	103	272	222
Colorado Avalanche	82	43	30	9	95	244	233
Calgary Flames	82	40	32	10	90	204	210
Minnesota Wild	82	38	36	8	84	219	246
Edmonton Oilers	82	27	47	8	62	214	284

PACIFIC DIVISION	GP	W	L	OT	Pts	GF	GA
San Jose Sharks	82	51	20	11	113	264	215
Phoenix Coyotes	82	50	25	7	107	225	202
Los Angeles Kings	82	46	27	9	101	241	219
Anaheim Ducks	82	39	32	11	89	238	251
Dallas Stars	82	37	31	14	88	237	254

### 2010 Stanley Cup Playoff Results

#### EASTERN CONFERENCE

##### Quarterfinals

Montreal defeated Washington 4-3  
 Philadelphia defeated New Jersey 4-1  
 Boston defeated Buffalo 4-2  
 Pittsburgh defeated Ottawa 4-2

##### Semifinals

Montreal defeated Pittsburgh 4-3  
 Philadelphia defeated Boston 4-3

##### Conference Finals

Philadelphia defeated Montreal 4-1

#### WESTERN CONFERENCE

##### Quarterfinals

San Jose defeated Colorado 4-2  
 Chicago defeated Nashville 4-2  
 Vancouver defeated Los Angeles 4-2  
 Detroit defeated Phoenix 4-3

##### Semifinals

San Jose defeated Detroit 3-1  
 Chicago defeated Vancouver 4-2

##### Conference Finals

Chicago defeated San Jose 4-0


##### Stanley Cup Finals

Chicago defeated Philadelphia 4-2

# NHL & OPPONENTS

## 2009-10 AWARDS

AWARD	GIVEN TO	WINNER	TEAM
Hart Memorial Trophy	Most valuable player, selected by the Professional Hockey Writers' Association (PHWA)	Henrik Sedin	Vancouver Canucks
Art Ross Trophy	NHL scoring leader	Henrik Sedin	Vancouver Canucks
Maurice "Rocket" Richard Trophy	NHL goal-scoring leader	Steven Stamkos & Sidney Crosby	Tampa Bay Lightning & Pittsburgh Penguins
Calder Memorial Trophy	Rookie of the year, selected by the PHWA	Tyler Myers	Buffalo Sabres
James Norris Memorial Trophy	Top defenseman, selected by the PHWA	Duncan Keith	Chicago Blackhawks
Vezina Trophy	Top goaltender, selected by the NHL general managers	Ryan Miller	Buffalo Sabres
Conn Smythe Trophy	Playoff MVP, selected by the PHWA	Jonathan Toews	Chicago Blackhawks
William M. Jennings Trophy	Team goaltender(s) with fewest goals against	Martin Brodeur	New Jersey Devils
Lady Byng Memorial Trophy	Most sportsmanlike player, selected by the PHWA	Martin St. Louis	Tampa Bay Lightning
Frank J. Selke Trophy	Top defensive forward, selected by the PHWA	Pavel Datsyuk	Detroit Red Wings
Bill Masterton Memorial Trophy	Player who best exemplifies perseverance, sportsmanship and dedication to hockey, selected by the PHWA	Jose Theodore	Washington Capitals
King Clancy Memorial Trophy	Player who best exemplifies leadership and humanitarian contributions	Shane Doan	Phoenix Coyotes
Ted Lindsay Award	Most valuable player, selected by the NHL Players' Association	Alexander Ovechkin	Washington Capitals
Jack Adams Award	Coach of the year, selected by the NHL Broadcasters' Association	Dave Tippett	Phoenix Coyotes
NHL Foundation Award	Contribution to charitable causes	Ryan Miller	Buffalo Sabres
General Manager of the Year Award		Don Maloney	Phoenix Coyotes
Mark Messier Leadership Award	Superior leader in hockey and a contributing member of society	Sidney Crosby	Pittsburgh Penguins
Lester Patrick Trophy	Hockey personnel who have given outstanding service to hockey in the United States	Jim Devellano, Mark Messier, Mike Richter	
Presidents' Trophy	Club with top regular-season record	Washington Capitals	
Prince of Wales Trophy	Eastern Conference Champion	Philadelphia Flyers	
Clarence S. Campbell Bowl	Western Conference Champion	Chicago Blackhawks	
Stanley Cup	NHL Playoff Champion	Chicago Blackhawks	



Barry Trotz (left) and David Poile (right) were finalists for the 2010 Jack Adams Award and General Manager of the Year Award.



# NHL & OPPONENTS

## 2009-10 ALL-STARS & LEADERS/NHL DIRECTORY

### 2009-10 NHL ALL-STAR TEAMS

FIRST ALL-STAR TEAM			
GOALTENDER	Ryan Miller	Buffalo Sabres	
DEFENSE	Duncan Keith	Chicago Blackhawks	
DEFENSE	Mike Green	Washington Capitals	
CENTER	Henrik Sedin	Vancouver Canucks	
LEFT WING	Alexander Ovechkin	Washington Capitals	
RIGHT WING	Patrick Kane	Chicago Blackhawks	
SECOND ALL-STAR TEAM			
GOALTENDER	Ilya Bryzgalov	Phoenix Coyotes	
DEFENSE	Drew Doughty	Los Angeles Kings	
DEFENSE	Nicklas Lidstrom	Detroit Red Wings	
CENTER	Sidney Crosby	Pittsburgh Penguins	
LEFT WING	Daniel Sedin	Vancouver Canucks	
RIGHT WING	Martin St. Louis	Tampa Bay Lightning	
ALL-ROOKIE TEAM			
GOALTENDER	Jimmy Howard	Detroit Red Wings	
DEFENSE	Michael Del Zotto	New York Rangers	
DEFENSE	Tyler Myers	Buffalo Sabres	
FORWARD	Niclas Bergfors	Atlanta Thrashers	
FORWARD	Matt Duchene	Colorado Avalanche	
FORWARD	John Tavares	New York Islanders	

### 2009-10 NHL CATEGORY LEADERS

CATEGORY	LEADER	TEAM	TOTAL
Goals	Steven Stamkos/Sidney Crosby	Tampa Bay Lightning/Pittsburgh Penguins	51
Assists	Henrik Sedin	Vancouver Canucks	83
Points	Henrik Sedin	Vancouver Canucks	112
Points by Defenseman	Mike Green	Washington Capitals	76
Points by Rookie	Matt Duchene	Colorado Avalanche	55
Power-play Goals	Steven Stamkos	Tampa Bay Lightning	24
Shorthanded Goals	Marian Hossa/Alexandre Burrows	Chicago Blackhawks/Vancouver Canucks	5
Game-winning Goals	Dany Heatley	San Jose Sharks	9
Overtime Goals	Derek Roy/Mike Fisher/Shane Doan	Buffalo Sabres/Ottawa Senators/Phoenix Coyotes	3
Shootout Game-deciding Goals	Adrian Aucoin	Phoenix Coyotes	6
Shots	Alexander Ovechkin	Washington Capitals	368
Shooting Percentage	Andrew Brunette	Minnesota Wild	19.4%
Plus/Minus	Jeff Schultz	Washington Capitals	50
Goals-Against Average	Tuukka Rask	Boston Bruins	1.97
Goaltender Wins	Martin Brodeur	New Jersey Devils	45
Save Percentage	Tuukka Rask	Boston Bruins	.931
Shutouts	Martin Brodeur	New Jersey Devils	9

**NHL New York, NHL Enterprises, L.P. & NHL Productions/NHL Images**  
 1185 Avenue of the Americas,  
 New York, NY 10036,  
 212-789-2000, Fax: 212-789-2020,  
 PR Fax: 212-789-2080

**NHL Montréal,**  
 1800 McGill College Avenue, Suite 2600,  
 Montréal, Québec, H3A 3J6,  
 514-841-9220,  
 Fax: 514-841-1070

**NHL Toronto & NHL Enterprises Canada, L.P.**  
 50 Bay Street, 11th Floor,  
 Toronto, Ontario, M5J 2X8,  
 416-359-7900,  
 Fax: 416-981-2779,  
 PR Fax: 416-981-2769



#### EXECUTIVE

Commissioner  
 Deputy Commissioner  
 Chief Operating Officer  
 Senior Executive Vice President of Hockey Operations

Gary B. Bettman  
 William Daly  
 John Collins  
 Colin Campbell

# NHL & OPPONENTS

## 2010-11 CRITICAL DATES

### SEPTEMBER

- 10 Opening Day of Rookie Camps
- 14 NHL Board of Governors Meeting (New York, N.Y.)
- 17 Opening Day of NHL Training Camps
- 21 Preseason schedule begins
- 28 *Kraft Hockeyville* – Buffalo Sabres vs. Ottawa Senators (Dundas, Ont.)

### OCTOBER

- 1 *Hockey Fights Cancer Awareness Month*
- 6 Opening Day Playing Rosters set (2 p.m. CT)
- 7 Opening Night – 93rd NHL Regular Season begins  
NHL Face-Off (Toronto)  
*2010 Compuware NHL Premiere* – Carolina Hurricanes at Minnesota Wild (Helsinki, Finland)  
*Official Opening of CONSOL Energy Center* – Philadelphia Flyers at Pittsburgh Penguins
- 8 *2010 Compuware NHL Premiere* – Minnesota Wild at Carolina Hurricanes (Helsinki, Finland)  
*2010 Compuware NHL Premiere* – Columbus Blue Jackets at San Jose Sharks (Stockholm, Sweden)
- 9 *2010 Compuware NHL Premiere* – San Jose Sharks at Columbus Blue Jackets (Stockholm, Sweden)  
*2010 Compuware NHL Premiere* – Phoenix Coyotes at Boston Bruins (Prague, Czech Republic)  
Stanley Cup Banner Raised – Detroit Red Wings at Chicago Blackhawks
- 10 *2010 Compuware NHL Premiere* – Boston Bruins at Phoenix Coyotes (Prague, Czech Republic)
- 21 U.S. Hockey Hall of Fame Induction Ceremony (Buffalo, N.Y.)  
Inductees: Art Berglund, Derian Hatcher, Kevin Hatcher, Dr. George V. Nagobads, Jeremy Roenick  
A Celebration of Lester Patrick (Boston, Mass.)  
Recipients: Cam Neely, David Andrews, Jerry York, Jack Parker
- 30 Busiest Day in NHL season – 28 teams play

### NOVEMBER

- 6 *Hockey Hall of Fame Game* (Buffalo Sabres at Toronto Maple Leafs)
- 7 Hockey Hall of Fame Legends Classic
- 8 Hockey Hall of Fame Induction Ceremony (Toronto)  
Inductees: Dino Ciccarelli, Cammi Granato, Angela James (Player category), Jim Devellano, the late Daryl "Doc" Seaman (Builder category)
- 9 NHL General Managers Meeting (Toronto)
- 11-13 Under-20 Four Nations Cup
- 26 NHL Founder's Day (1917) – 13 games on schedule

### DECEMBER

- 1 Signing deadline for Group 2 free agents
- 6-7 NHL Board of Governors Meeting (Palm Beach, Fla.)
- 19-27 Holiday Roster Freeze in effect. For all players on an NHL active roster, injured reserve, or players with non-roster and injured non-roster status as of midnight, local time, Dec. 19, roster freeze shall apply through midnight local time Dec. 27, with respect to waivers, trades and loans, subject to the exceptions provided for in CBA Article 16.10.
- 24-25 No scheduled practices – dressing rooms closed
- 26 to IIHF World Junior Championship (Buffalo, N.Y.)
- Jan. 5

### JANUARY

- 1 *2011 Bridgestone NHL Winter Classic* – Washington Capitals at Pittsburgh Penguins (Heinz Field, Pittsburgh)
- 17-19 *Home Hardware CHL/NHL Top Prospects Game* (Toronto, Ont.)
- 27-31 NHL All-Star Break (no games played)
- 28 NHL Board of Governors Meeting (Raleigh, N.C.)
- 29 *Honda SuperSkills Competition*, 6 p.m. CT, Raleigh, N.C. (RBC Center)
- 30 58th NHL All-Star Game, 3 p.m. CT, Raleigh, N.C. (RBC Center)

### FEBRUARY

- 1 *Hockey is for Everyone Month Celebration*  
NHL Regular Season Schedule Resumes
- 12 CBC's *Hockey Day in Canada* (Host: Whitehorse, Yukon Territory) Ottawa Senators at Edmonton Oilers; Toronto Maple Leafs at Montreal Canadiens; Calgary Flames at Vancouver Canucks
- 18-20 *Hockey Weekend Across America* (USA Hockey)
- 20 Hockey Day in America  
*2011 NHL Heritage Classic* – Montreal Canadiens at Calgary Flames (McMahon Stadium, Calgary)
- 28 Trade deadline (2 p.m. CT)

### MARCH

- 14-16 NHL General Managers Meeting (Boca Raton, Fla.)

### APRIL

- 7-9 *NCAA Frozen Four* (Xcel Energy Center, St. Paul, Minn.)
- 10 Last day of 2010-11 regular season
- 13 Stanley Cup Playoffs begin
- 14-24 IIHF Under-18 World Championship (Germany)
- 29 to IIHF World Championship (Ondrej Nepela)
- May 15 Arena in Bratislava, Slovakia & Ladislav Trojak Arena in Kosice, Slovakia)
- 30 *2011 RBC Royal Bank Cup* (Edgeworth Centre, Camrose, Alta.)

### MAY

- 20-29 *2010 MasterCard Memorial Cup* (Hershey Centre, Mississauga, Ont.)
- 29 to NHL Combine (Location: TBA)
- June 4

### JUNE

- 17/18 Last possible day for 2011 Stanley Cup Final
- TBA Deadline for first club-elected salary arbitration (later of June 15 or 48 hours after the conclusion of the Stanley Cup Final, 4 p.m. CT)
- 22 *2010 NHL Awards* (Las Vegas, Nevada)
- 24-25 *NHL Entry Draft* (St. Paul, Minn.)

### JULY

- 1 Free Agency period begins
- 5 Deadline for player-elected salary arbitration notification (4 p.m. CT)
- 6 Deadline for club-elected salary arbitration notification (4 p.m. CT)
- 20 to Salary arbitration hearings held
- Aug. 4

### AUGUST

- 6 Deadline for salary arbitration decisions to be rendered



### REFEREES

Name	#
AUGER, Stephane	15
*BANFIELD, David	44
*CHARRON, Frances	46
*CIAMAGA, Chris	41
DEVORSKI, Paul	10
DWYER, Gord	19
FURLATT, Eric	27
HASENFRATZ, Mike	30
*HEBERT, Ghislain	49
*HEBERT, Jean	43
JACKSON, Dave	8
JOANNETTE, Marc	25
KIMMERLY, Greg	18
KOWAL, Tom	32
KOZARI, Steve	40
L'ECUYER, Frederick	17
LARUE, Dennis	14
LEE, Chris	28
LEGGO, Mike	3
MARTELL, Rob	26
McCAULEY, Wes	4
McCREARY, Bill	7
MEIER, Brad	34
MORTON, Dean	36
O'HALLORAN, Dan	13
O'ROURKE, Dan	9
PEEL, Tim	20
POCHMARA, Brian	16
POLLOCK, Kevin	33
REHMAN, Kyle	37
ROONEY, Chris	5
ST. LAURENT, Francois	38
ST. PIERRE, Justin	12
SUTHERLAND, Kelly	11
VAN MASSENHOVEN, Don	21
*VINNERBORG, Marcus	45
WALKOM, Stephen	24
WALSH, Ian	29
WATSON, Brad	23

\* minor league official

### LINESMEN

Name	#
AMELL, Derek	75
BARTON, Steve	59
BRISEBOIS, David	96
CAMERON, Lonnie	74
CHAMPOUX, Pierre	67
CHERREY, Scott	50
CORMIER, Michel	76
CVIK, Mike	88
DEVORSKI, Greg	54
DRISCOLL, Scott	68
GALLOWAY, Ryan	82
GIBBS, Darren	66
HENDERSON, Don	91
HEYER, Shane	55
KOVACHIK, Brad	71
LAZAROWICH, Brad	86
MACH, Brian	78
McELMAN, Andy	90
MILLER, Steve	89
MORIN, Jean	97
MURPHY, Brian	93
MURRAY, Jonny	95
NANSEN, Derek	70
NELSON, Thor	80
NOWAK, Tim	77
PANCICH, Bryan	94
RACICOT, Pierre	65
RODY, Vaughan	73
SCHACHTE, Dan	52
SERICOLO, Anthony	84
SHARRERS, Jay	57
SHEWCHYK, Mark	92
WHELER, Mark	56



# NHL & OPPONENTS

## VERSUS SUMMARY

	OVERALL									HOME									ROAD								
	GP	W	L	T	OTL	GF	GA	PTS	PCTG.	GP	W	L	T	OTL	GF	GA	PTS	PCTG.	GP	W	L	T	OTL	GF	GA	PTS	PCTG.
<b>ATLANTIC DIVISION</b>																											
New Jersey	15	6	7	0	2	36	46	14	.467	8	2	5	0	1	16	23	5	.313	7	4	2	0	1	20	23	9	.643
NY Islanders	13	8	3	0	2	34	33	18	.692	7	5	2	0	0	17	17	10	.714	6	3	1	0	2	17	16	8	.667
NY Rangers	14	7	6	1	0	36	42	15	.536	6	2	4	0	0	16	23	4	.333	8	5	2	1	0	20	19	11	.688
Philadelphia	13	5	5	3	0	25	36	13	.500	6	2	2	2	0	12	13	6	.500	7	3	3	1	0	13	23	7	.500
Pittsburgh	15	9	4	2	0	53	48	20	.667	8	6	2	0	0	31	17	12	.750	7	3	2	2	0	22	21	8	.571
<b>NORTHEAST DIVISION</b>																											
Boston	15	6	8	1	0	33	38	13	.433	8	4	4	0	0	21	18	8	.500	7	2	4	1	0	12	20	5	.357
Buffalo	13	6	5	1	1	34	34	14	.538	7	2	4	0	1	12	17	5	.357	6	4	1	1	0	22	17	9	.750
Montreal	12	4	5	1	2	37	35	11	.458	6	3	1	1	1	21	13	8	.667	6	1	4	0	1	16	22	3	.250
Ottawa	13	6	7	0	0	33	38	12	.462	6	3	3	0	0	14	13	6	.500	7	3	4	0	0	19	25	6	.429
Toronto	11	6	4	1	0	31	24	13	.591	3	2	1	0	0	10	8	4	.667	8	4	3	1	0	21	16	9	.563
<b>SOUTHEAST DIVISION</b>																											
Atlanta	13	7	4	1	1	40	36	16	.615	6	4	2	0	0	21	16	8	.667	7	3	2	1	1	19	20	8	.571
Carolina	13	8	3	1	1	36	30	18	.692	6	5	1	0	0	14	9	10	.833	7	3	2	1	1	22	21	8	.571
Florida	15	6	6	3	0	33	39	15	.500	8	4	2	2	0	19	16	10	.625	7	2	4	1	0	14	23	5	.357
Tampa Bay	14	4	7	2	1	34	41	11	.393	8	3	4	0	1	20	22	7	.438	6	1	3	2	0	14	19	4	.333
Washington	14	5	5	1	3	37	36	14	.500	7	3	2	1	1	19	17	8	.571	7	2	3	0	2	18	19	6	.429
<b>CENTRAL DIVISION</b>																											
Chicago	69	31	31	4	3	198	194	69	.500	34	17	11	3	3	108	97	40	.588	35	14	20	1	0	90	97	29	.414
Columbus	57	40	12	1	4	181	125	85	.746	29	24	3	1	1	100	60	50	.862	28	16	9	0	3	81	65	35	.625
Detroit	69	24	34	4	7	174	223	59	.428	34	15	15	2	2	94	94	34	.500	35	9	19	2	5	80	129	25	.357
St. Louis	69	35	25	4	5	160	174	79	.572	35	19	10	3	3	84	80	44	.629	34	16	15	1	2	76	94	35	.515
<b>NORTHWEST DIVISION</b>																											
Calgary	45	22	16	4	3	128	122	51	.567	23	13	9	1	0	74	58	27	.587	22	9	7	3	3	54	64	24	.545
Colorado	44	18	20	5	1	111	125	42	.477	22	10	9	3	0	64	66	23	.523	22	8	11	2	1	47	59	19	.432
Edmonton	45	25	15	3	2	138	130	55	.611	23	12	8	3	0	67	70	27	.587	22	13	7	0	2	71	60	28	.636
Minnesota	36	15	13	5	3	102	103	38	.528	18	10	5	2	1	52	41	23	.639	18	5	8	3	2	50	62	15	.417
Vancouver	45	16	23	2	4	115	141	38	.422	23	9	9	1	4	64	64	23	.500	22	7	14	1	0	51	77	15	.341
<b>PACIFIC DIVISION</b>																											
Anaheim	44	16	21	2	5	89	119	39	.443	22	11	7	2	2	52	50	26	.591	22	5	14	0	3	37	69	13	.295
Dallas	44	17	25	1	1	88	114	36	.409	22	12	9	1	0	58	48	25	.568	22	5	16	0	1	30	66	11	.250
Los Angeles	44	20	18	3	3	113	120	46	.523	22	8	11	3	0	49	58	19	.432	22	12	7	0	3	64	62	27	.614
Phoenix	44	21	18	2	3	126	117	47	.534	22	13	6	2	1	63	51	29	.659	22	8	12	0	2	63	66	18	.409
San Jose	44	18	21	2	3	114	127	41	.466	22	11	10	1	0	57	60	23	.523	22	7	11	1	3	57	67	18	.409
<b>TOTAL</b>	<b>902</b>	<b>411</b>	<b>371</b>	<b>60</b>	<b>60</b>	<b>2369</b>	<b>2490</b>	<b>942</b>	<b>.522</b>	<b>451</b>	<b>234</b>	<b>161</b>	<b>34</b>	<b>22</b>	<b>1249</b>	<b>1139</b>	<b>524</b>	<b>.581</b>	<b>451</b>	<b>177</b>	<b>210</b>	<b>26</b>	<b>38</b>	<b>1120</b>	<b>1341</b>	<b>418</b>	<b>.463</b>

### OVERALL

Longest unbeaten streak vs. one opponent:

14, (14-0-0-0) 10/15/05-1/27/07 vs. St. Louis

Longest winning streak vs. one opponent:

14, 10/15/05-1/27/07 vs. St. Louis

Longest winless streak vs. one opponent:

8 - twice, (0-6-2-0) 4/7/01-12/12/02 vs. St. Louis & (0-4-3-1) 2/19/99-10/25/00 vs. Colorado

Longest losing streak vs. one opponent:

6 - three times, 11/29/01-11/3/02 vs. Phoenix, 11/22/00-11/2/01 vs. Dallas, 12/6/07-1/1/09 vs. Vancouver

Most wins in one season vs. one opponent:

8 - twice, 2005-06 vs. St. Louis (8-0-0) & 2006-07 vs. Columbus (8-0-0)

Most regulation losses in one season vs. one opponent:

5 - twice, 1998-99 vs. Detroit (1-5-0) & 2006-07 vs. Detroit (2-5-1)

### HOME

Longest unbeaten streak vs. one opponent:

14 - (14-0-0) 11/18/06-3/20/10 vs. Columbus

Longest winning streak vs. one opponent:

14 - 11/18/06-3/20/10 vs. Columbus

Longest winless streak vs. one opponent:

11, (0-8-3-0) 4/12/99-1/13/04 vs. Los Angeles

Longest losing streak vs. one opponent:

4 - five times, 4/17/99-11/29/02 vs. New Jersey, 3/17/02-10/25/03 vs. Colorado, 3/7/02-12/11/03 vs. Los Angeles, 12/6/07-1/1/09 vs. Vancouver, 10/23/08-1/5/10 vs. Calgary

NHL teams that are winless vs. Nashville:

None

NHL teams that Nashville is winless against:

None

### ROAD

Longest unbeaten streak vs. one opponent:

6 - 11/15/06-12/23/07 vs. Columbus

Longest winning streak vs. one opponent:

6 - 11/15/06-12/23/07 vs. Columbus

Longest winless streak vs. one opponent:

9, (0-7-1-1) 4/7/01-3/11/04 vs. St. Louis

Longest losing streak vs. one opponent:

8, 4/7/01-12/6/03 vs. St. Louis

NHL teams that are winless vs. Nashville:

None

NHL teams that Nashville is winless against:

None



# NHL & OPPONENTS

## ANAHEIM DUCKS

### 2009-10 SEASON SERIES

@ NASHVILLE		
Date	Score	W/Goal
09 Jan '10	ANA 3 @ NSH 2	Ryan Getzlaf
02 Jan '10	ANA 1 @ NSH 3	Jason Arnott

### GOALS BY PERIOD

	1st	2nd	3rd	OT	Total
Nashville	1	1	4	--	6
Anaheim	3	2	3	--	8

### INDIVIDUAL SCORING

PREDATORS								
PLAYER	GP	G	A	P	+/-	PIM	PP	SH
Jason Arnott	3	1	3	4	2	0	0	0
Shea Weber	3	2	1	3	1	0	1	0
Patric Hornqvist	4	1	1	2	-1	4	1	0
Steve Sullivan	4	0	2	2	0	0	0	0
Ryan Suter	4	0	2	2	2	2	0	0
David Legwand	4	1	0	1	-3	0	0	0
Martin Erat	2	1	0	1	-1	2	0	0
J.P. Dumont	3	0	1	1	0	0	0	0
Joel Ward	3	0	1	1	1	2	0	0
Cal O'Reilly	1	0	1	1	1	0	0	0
Cody Franson	4	0	0	0	-4	2	0	0
Marcel Goc	4	0	0	0	-2	0	0	0
Dan Hamhuis	4	0	0	0	-1	0	0	0
Kevin Klein	4	0	0	0	-1	4	0	0
Wade Belak	3	0	0	0	0	5	0	0
Francis Bouillon	3	0	0	0	-3	0	0	0
Andreas Thureson	3	0	0	0	-1	0	0	0
Ryan Jones	2	0	0	0	-1	0	0	0
Michael Santorelli	2	0	0	0	0	2	0	0
Jerred Smithson	2	0	0	0	0	2	0	0
Nick Spaling	2	0	0	0	-1	0	0	0
Alexander Sulzer	2	0	0	0	0	0	0	0
Jordin Tootoo	2	0	0	0	0	2	0	0
Dustin Boyd	1	0	0	0	0	0	0	0
Ben Guite	1	0	0	0	-1	2	0	0
Dave Scatchard	1	0	0	0	0	0	0	0
Colin Wilson	1	0	0	0	0	0	0	0

Power Play: 2-12 16.7% / Penalty Killing: 9-10 90.0%

### GOALTENDING

PREDATORS	GP	Min	W-L-OT	GA	SA	SV	GAA	SV%
Pekka Rinne	4	239	2-2-0	8	109	101	2.01	.927

### DUCKS

	GP	Min	W-L-OT	GA	SA	SV	GAA	SV%
Jonas Hiller	4	238	2-2-0	5	130	125	1.26	.962

@ ANAHEIM		
Date	Score	W/Goal
12 Mar '10	NSH 1 @ ANA 0	Shea Weber
05 Nov '09	NSH 0 @ ANA 4	Teemu Selanne

\* overtime \*\* shootout

### SHOTS BY PERIOD

	1st	2nd	3rd	OT	Total
Nashville	44	46	41	--	131
Anaheim	40	34	35	--	109

DUCKS								
PLAYER	GP	G	A	P	+/-	PIM	PP	SH
Ryan Getzlaf	3	1	3	4	2	2	0	0
Teemu Selanne	3	3	0	3	2	2	1	0
Petteri Nokelainen	3	0	3	3	3	0	0	0
Saku Koivu	4	0	2	2	0	2	0	0
Corey Perry	4	0	2	2	1	2	0	0
Mike Brown	4	1	0	1	2	2	0	0
Todd Marchant	4	1	0	1	0	4	0	0
Bobby Ryan	4	1	0	1	-2	2	0	0
Matt Beleskey	3	1	0	1	2	4	0	0
Brett Festerling	3	0	1	1	2	0	0	0
Evgeny Artyukhin	2	0	1	1	1	0	0	0
Sheldon Brookbank	4	0	0	0	0	0	0	0
Scott Niedermayer	4	0	0	0	-1	0	0	0
Troy Bodie	3	0	0	0	0	0	0	0
Kyle Chipchura	3	0	0	0	-1	0	0	0
Dan Sexton	3	0	0	0	-3	0	0	0
Ryan Whitney	3	0	0	0	1	4	0	0
James Wisniewski	3	0	0	0	-1	0	0	0
Nick Boynton	2	0	0	0	2	2	0	0
Ryan Carter	2	0	0	0	-1	0	0	0
Steve Eminger	2	0	0	0	3	0	0	0
Jason Blake	1	0	0	0	0	0	0	0
Joffrey Lupul	1	0	0	0	0	0	0	0
Brendan Mikkelsen	1	0	0	0	0	0	0	0
George Parros	1	0	0	0	0	5	0	0
Lubomir Visnovsky	1	0	0	0	0	0	0	0
Aaron Ward	1	0	0	0	0	4	0	0

Power Play: 1-10 10.0% / Penalty Killing: 10-12 83.3%



Season	OVERALL							HOME							ROAD							
	GP	W	L	OT	PTS	GF	GA	GP	W	L	OT	PTS	GF	GA	GP	W	L	OT	PTS	GF	GA	
1998-99	4	2	2	0	4	8	11	2	2	0	0	4	5	2	2	0	0	0	3	9	3	9
1999-00	4	0	4	0	0	5	13	2	0	2	0	0	4	9	2	0	2	0	0	1	4	4
2000-01	4	1	0	3	5	8	6	2	0	0	2	2	5	5	2	1	0	1	3	3	1	1
2001-02	4	1	3	0	2	8	13	2	1	1	0	2	3	4	2	0	2	0	0	5	9	9
2002-03	4	1	2	1	3	4	8	2	1	0	1	3	3	3	2	0	2	0	0	1	5	5
2003-04	4	3	1	0	6	11	10	2	1	1	0	2	4	5	2	2	0	0	4	7	5	5
2005-06	4	1	3	0	2	9	16	2	1	1	0	2	5	6	2	0	2	0	0	4	10	10
2006-07	4	2	1	1	5	10	11	2	2	0	0	4	8	4	2	0	1	1	1	2	7	7
2007-08	4	1	3	0	2	8	12	2	1	1	0	2	5	4	2	0	2	0	0	3	8	8
2008-09	4	2	0	2	6	12	11	2	1	0	1	3	5	4	2	1	0	1	3	7	7	7
2009-10	4	2	2	0	4	6	8	2	1	1	0	2	5	4	2	1	1	0	2	1	4	4
<b>Totals</b>	<b>44</b>	<b>16</b>	<b>21</b>	<b>7</b>	<b>39</b>	<b>89</b>	<b>119</b>	<b>22</b>	<b>11</b>	<b>7</b>	<b>4</b>	<b>26</b>	<b>52</b>	<b>50</b>	<b>22</b>	<b>5</b>	<b>14</b>	<b>3</b>	<b>13</b>	<b>37</b>	<b>69</b>	

OT column includes both ties and overtime losses in 1999-00, 2000-01 (two home ties and one road OTL), 2001-02, 2002-03 (one home OTL) & 2003-04. OT column includes ties in 1998-99.

DATE	VISITOR	HOME
2005-06 October 8, 2005	Anaheim 2	NASHVILLE 3 SO
November 1, 2005	Nashville 1	ANAHEIM 4
January 1, 2006	ANAHEIM 4	Nashville 2
March 24, 2006	Nashville 3	ANAHEIM 6
2006-07 December 6, 2006	Nashville 0	ANAHEIM 4
January 9, 2007	Anaheim 4	NASHVILLE 5 OT
February 3, 2007	Anaheim 0	NASHVILLE 3
March 4, 2007	Nashville 2	ANAHEIM 3 SO

DATE	VISITOR	HOME
2007-08 October 17, 2007	Nashville 1	ANAHEIM 3
December 8, 2007	Anaheim 2	NASHVILLE 4
January 7, 2008	Nashville 2	ANAHEIM 5
January 17, 2008	ANAHEIM 2	Nashville 1
2008-09 November 14, 2008	NASHVILLE 4	Anaheim 3 OT
February 5, 2009	Anaheim 2	NASHVILLE 4
March 18, 2009	Nashville 3	ANAHEIM 4 OT
March 24, 2009	ANAHEIM 2	Nashville 1 SO
2009-10 November 5, 2009	Nashville 0	ANAHEIM 4
January 2, 2010	Anaheim 1	NASHVILLE 3
January 9, 2010	ANAHEIM 3	Nashville 2
March 12, 2010	NASHVILLE 1	Anaheim 0

	OVERALL	AT NASHVILLE	AT ANAHEIM
<b>Current Trend</b>	1 Nashville win (3/12/10)	1 Anaheim win (1/9/10)	1 Nashville win (3/12/10)
<b>Last Win</b>	3/12/10 (1-0)	1/2/10 (3-1)	3/12/10 (1-0)
<b>Last Loss</b>	1/9/10 (2-3)	1/9/10 (2-3)	11/5/09 (0-4)
<b>Last Tie</b>	12/28/00 (2-2 OT)	12/28/00 (2-2 OT)	None
<b>Overtime Record</b>	5-5-2	2-2-2	3-3-0
<b>Longest Unbeaten Streak</b>	3 (twice, last 3-0-0-0, 10/9/03-2/20/04)	3 (twice, last 3-0-0, 1/9-12/8/07)	2 (2-0-0-0, 11/21/03-2/20/04)
<b>Longest Winning Streak</b>	3 (10/9/03-2/20/04)	3 (1/9-12/8/07)	2 (11/21/03-2/20/04)
<b>Longest Winless Streak</b>	7 (0-5-2-0, 3/5/99-12/28/00)	4 (0-2-2-0, 11/27/99-12/28/00)	6 (0-5-1, 11/1/05-1/7/08)
<b>Longest Losing Streak</b>	5 (3/5/99-4/7/00)	2 (11/27/99-4/7/00)	6 (0-5-1, 11/1/05-1/7/08)
<b>Most Goals by Nashville</b>	5 (1/9/07, 5-4 OT)	5 (1/9/07, 5-4 OT)	4 (twice, last 11/14/08, 4-3 OT)
<b>Most Goals by Anaheim</b>	6 (twice, last 3/24/06, 3-6)	5 (4/7/00, 1-5)	6 (twice, last 3/24/06, 3-6)
<b>Most Goals by Both Teams</b>	9 (twice, last 1/9/07, 5-4 OT)	9 (1/9/07, 5-4 OT)	9 (3/24/06, 3-6)
<b>Last Five Games</b>	2-2-1	2-2-1	2-2-1
<b>Last Ten Games</b>	4-4-2	6-3-1	2-6-2
<b>Last Transaction</b>	2/26/08: Acquired forward Brandon Bochenski for future considerations.		
<b>Series Notes</b>	3/12/10: Pekka Rinne stopped all 31 shots he faced and Shea Weber scored the game's lone goal on the power play in Nashville's fifth-ever win at Honda Center... 1/2/10: Jason Arnott posted three points (1g-2a), including the game winner, and Shea Weber notched a pair (1g-1a) in a 3-1 victory in Nashville's first game of 2010... 11/14/08: Dan Hamhuis scored at 2:17 of overtime to give Nashville a 4-3 victory, ending a six-game losing streak at the Honda Center... 2/3/07: Tomas Vokoun stopped 36 shots in a 3-0 Nashville win at Bridgestone Arena... 1/9/07: Steve Sullivan scored the OT winner (3:12) in a 5-4 win at Bridgestone Arena... 10/8/05: In the first shootout in Predators history, Paul Kariya scored the deciding goal for Nashville, giving it a 3-2 victory... 2/20/04, 11/21/03 & 4/1/03: Three of the final five games between the two clubs - prior to the implementation of the shootout in 2005-06 - went to, and were decided in overtime. The Predators won both road games in 2003-04 in overtime. On Nov. 21, Scott Hartnell scored the game winner (4-3) at 1:31 of overtime, and on Feb. 20, Scott Walker notched the game winner (3-2) at 3:34. On April 1, 2003, Steve Thomas scored his second goal of the game at 4:07 of overtime to give Anaheim a 2-1 victory... 1/31/01: Mike Dunham made 26 saves in the Predators' 3-0 shutout win at Anaheim... 12/16/98: Paul Kariya recorded four assists - all in the second period - in Anaheim's 6-1 win.		

2010-11 Schedule	10/9/10: Anaheim at Nashville	11/7/10: Nashville at Anaheim
	3/24/11: Anaheim at Nashville	1/15/11: Nashville at Anaheim



# NHL & OPPONENTS

## ATLANTA THRASHERS

### 2009-10 SEASON SERIES

#### @ NASHVILLE

Date	Score	W/Goal
30 Jan '10	ATL 3 @ NSH 4	Jason Arnott

#### @ ATLANTA

Date	Score	W/Goal
09 Mar '10	NSH 2 @ ATL 1	Colin Wilson * overtime ** shootout

### GOALS BY PERIOD

	1st	2nd	3rd	OT	Total
Nashville	4	1	1	--	6
Atlanta	1	3	0	--	4

### SHOTS BY PERIOD

	1st	2nd	3rd	OT	Total
Nashville	22	19	22	--	63
Atlanta	17	15	25	--	57

### INDIVIDUAL SCORING

PREDATORS								
PLAYER	GP	G	A	P	+/-	PIM	PP	SH
Martin Erat	2	1	2	3	3	0	0	0
Jason Arnott	2	1	1	2	1	4	0	0
Ryan Suter	2	1	1	2	1	2	1	0
Joel Ward	2	1	1	2	1	0	0	0
Jerred Smithson	2	1	0	1	1	0	0	0
Colin Wilson	1	1	0	1	0	0	0	0
Cody Franson	2	0	1	1	1	0	0	0
Dan Hamhuis	2	0	1	1	-2	0	0	0
Steve Sullivan	2	0	1	1	0	2	0	0
Jordin Tootoo	2	0	1	1	0	0	0	0
Nick Spaling	1	0	1	1	1	0	0	0
Francis Bouillon	2	0	0	0	3	4	0	0
J.P. Dumont	2	0	0	0	-1	0	0	0
Patric Hornqvist	2	0	0	0	0	0	0	0
Kevin Klein	2	0	0	0	0	2	0	0
David Legwand	2	0	0	0	1	0	0	0
Dustin Boyd	1	0	0	0	0	0	0	0
Marcel Goc	1	0	0	0	0	0	0	0
Ryan Jones	1	0	0	0	-1	0	0	0
Cal O'Reilly	1	0	0	0	-1	0	0	0
Alexander Sulzer	1	0	0	0	0	0	0	0
Shea Weber	1	0	0	0	2	0	0	0

Power Play: 1-5 20.0% / Penalty Killing: 4-5 80.0%

THRASHERS								
PLAYER	GP	G	A	P	+/-	PIM	PP	SH
Nik Antropov	2	1	2	3	-1	0	0	0
Bryan Little	2	2	0	2	-2	0	1	0
Chris Thorburn	2	1	0	1	1	2	0	1
Marty Reasoner	2	0	1	1	1	2	0	0
Todd White	2	0	1	1	0	0	0	0
Niclas Bergfors	1	0	1	1	0	0	0	0
Ilya Kovalchuk	1	0	1	1	-2	0	0	0
Johnny Oduya	1	0	1	1	1	0	0	0
Maxim Afinogenov	2	0	0	0	0	0	0	0
Colby Armstrong	2	0	0	0	-1	2	0	0
Zach Bogosian	2	0	0	0	-3	0	0	0
Tobias Enstrom	2	0	0	0	1	2	0	0
Ron Hainsey	2	0	0	0	-2	0	0	0
Pavel Kubina	2	0	0	0	-1	0	0	0
Rich Peverley	2	0	0	0	-1	0	0	0
Jim Slater	2	0	0	0	-1	2	0	0
Evgeny Artyukhin	1	0	0	0	0	0	0	0
Eric Boulton	1	0	0	0	0	0	0	0
Evander Kane	1	0	0	0	-1	0	0	0
Clarke MacArthur	1	0	0	0	0	0	0	0
Mark Popovic	1	0	0	0	-1	0	0	0
Anssi Salmela	1	0	0	0	1	0	0	0
Boris Valabik	1	0	0	0	0	4	0	0

Power Play: 1-5 20.0% / Penalty Killing: 4-5 80.0%

### GOALTENDING

#### PREDATORS

	GP	Min	W-L-OT	GA	SA	SV	GAA	SV%
Dan Ellis	1	60	1-0-0	1	31	30	1.00	.968
Pekka Rinne	1	60	1-0-0	3	26	23	3.01	.885

#### THRASHERS

	GP	Min	W-L-OT	GA	SA	SV	GAA	SV%
Johan Hedberg	2	117	0-2-0	6	63	57	3.09	.905



Season	OVERALL							HOME							ROAD						
	GP	W	L	OT	PTS	GF	GA	GP	W	L	OT	PTS	GF	GA	GP	W	L	OT	PTS	GF	GA
1999-00	2	2	0	0	4	10	3	1	1	0	0	2	6	0	1	1	0	0	2	4	3
2000-01	2	1	1	0	2	4	4	1	1	0	0	2	4	3	1	0	1	0	0	0	1
2001-02	1	0	0	1	1	4	4	0	0	0	0	0	0	0	1	0	0	1	1	4	4
2002-03	1	0	1	0	0	2	3	1	0	1	0	0	2	3	0	0	0	0	0	0	0
2003-04	1	0	1	0	0	2	4	0	0	0	0	0	0	0	1	0	1	0	0	2	4
2005-06	1	0	0	1	1	3	4	0	0	0	0	0	0	0	1	0	0	1	1	3	4
2007-08	1	1	0	0	2	3	0	1	1	0	0	2	3	0	0	0	0	0	0	0	0
2008-09	2	1	1	0	2	6	10	1	0	1	0	0	2	7	1	1	0	0	2	4	3
2009-10	2	2	0	0	4	6	4	1	1	0	0	2	4	3	1	1	0	0	2	2	1
<b>Totals</b>	<b>13</b>	<b>7</b>	<b>4</b>	<b>2</b>	<b>16</b>	<b>40</b>	<b>36</b>	<b>6</b>	<b>4</b>	<b>2</b>	<b>0</b>	<b>8</b>	<b>21</b>	<b>16</b>	<b>7</b>	<b>3</b>	<b>2</b>	<b>2</b>	<b>8</b>	<b>19</b>	<b>20</b>

OT column includes both ties and overtime losses in 1999-00, 2000-01, 2001-02 (one road tie), 2002-03 & 2003-04.

	DATE	VISITOR	SCORE	HOME	SCORE
1999-00	December 6, 1999	NASHVILLE	4	Atlanta	3 OT
	December 30, 1999	Atlanta	0	NASHVILLE	6
2000-01	November 15, 2000	Nashville	0	ATLANTA	1
	January 23, 2001	Atlanta	3	NASHVILLE	4
2001-02	November 16, 2001	Nashville	4	Atlanta	4 OT
2002-03	March 29, 2003	ATLANTA	3	Nashville	2
2003-04	October 23, 2003	Nashville	2	ATLANTA	4
2005-06	January 11, 2006	Nashville	3	ATLANTA	4 SO
2007-08	October 25, 2007	Atlanta	0	NASHVILLE	3
2008-09	November 28, 2008	NASHVILLE	4	Atlanta	3 OT
	January 17, 2009	ATLANTA	7	Nashville	2
2009-10	January 30, 2010	Atlanta	3	NASHVILLE	4
	March 9, 2010	NASHVILLE	2	Atlanta	1

	OVERALL	AT NASHVILLE	AT ATLANTA
<b>Current Trend</b>	2 Nashville wins (1/30-3/9/10)	1 Nashville win (1/30/10)	2 Nashville wins (11/28/08-3/9/10)
<b>Last Win</b>	3/9/10 (2-1)	1/30/10 (4-3)	3/9/10 (2-1)
<b>Last Loss</b>	1/17/09 (2-7)	1/17/09 (2-7)	1/11/06 (3-4 SO)
<b>Last Tie</b>	11/16/01 (4-4 OT)	None	11/16/01 (4-4 OT)
<b>Overtime Record</b>	2-1-1	0-0-0	2-1-1
<b>Longest Unbeaten Streak</b>	2 (four times, last 2-0-0, 1/30-3/9/10)	2 (2-0-0-0, 12/30/99-1/23/01)	2 (2-0-0, 11/28/08-3/9/10)
<b>Longest Winning Streak</b>	2 (three times, last 1/30-3/9/10)	2 (12/30/99-1/23/01)	2 (11/28/08-3/9/10)
<b>Longest Winless Streak</b>	4 (0-2-1-1, 11/16/01-1/11/06)	None	4 (0-2-1-1, 11/15/00-1/11/06)
<b>Longest Losing Streak</b>	3 (3/29/03-1/11/06)	None	2 (10/23/03-1/11/06)
<b>Most Goals by Nashville</b>	6 (12/30/99, 6-0)	6 (12/30/99, 6-0)	4 (three times, last 11/28/08, 4-3 OT)
<b>Most Goals by Atlanta</b>	7 (1/17/09, 2-7)	7 (1/17/09, 2-7)	4 (three times, last 1/11/06, 3-4 SO)
<b>Most Goals by Both Teams</b>	9 (1/17/09, 2-7)	9 (1/17/09, 2-7)	8 (11/16/01, 4-4 OT)
<b>Last Five Games</b>	4-1-0	3-2-(0)-0	2-1-(1)-1
<b>Last Ten Games</b>	5-3-(1)-1	4-2-(0)-0	3-2-(1)-1
<b>Last Transaction</b>	9/11/10: Acquired defenseman Grant Lewis for forward Ian McKenzie.		
<b>Series Notes</b>	3/9/10: Dan Ellis stopped 30-of-31 shots and Colin Wilson scored the game winner as the Predators won back-to-back games at Philips Arena for the first time in franchise history with a 2-1 victory... 1/30/10: Jason Arnott scored the game-winning goal just seven seconds into the third period in a 4-3 victory at Bridgestone Arena... 11/28/08: Ryan Suter scored at 1:44 of overtime, lifting Nashville to a 4-3 at Philips Arena. It was the Predators first win at the venue since its first game there on Dec. 6, 1999... 10/25/07: Dan Ellis stopped all 20 shots he faced in his Predator debut. The 3-0 Nashville victory was his first NHL shutout in his second career game... 10/23/03: Jordyn Tootoo scored his first NHL goal in a 4-2 Atlanta win... 3/29/03: Tomas Vokoun stopped Atlanta's Dany Heatley on a penalty shot... 12/30/99: Tomas Vokoun made 25 saves in Nashville's 6-0 win, the Predators' only shutout of the 1999-00 season... 12/6/99: Randy Robitaille scored the overtime game winner (2:26) in Nashville's 4-3 win.		
<b>2010-11 Schedule</b>		4/5/11: Atlanta at Nashville	12/6/10: Nashville at Atlanta



# NHL & OPPONENTS

## BOSTON BRUINS

### 2009-10 SEASON SERIES

#### @ NASHVILLE

Date	Score	W/Goal
	no games	

#### GOALS BY PERIOD

	1st	2nd	3rd	OT	Total
Nashville	1	1	0	--	2
Boston	0	2	1	--	3

#### INDIVIDUAL SCORING

##### PREDATORS

Player	GP	G	A	P	+/-	PIM	PP	SH
Jerred Smithson	1	1	0	1	1	0	0	0
Colin Wilson	1	1	0	1	1	0	0	0
Cody Franson	1	0	1	1	0	2	0	0
Patric Hornqvist	1	0	1	1	1	0	0	0
David Legwand	1	0	1	1	0	0	0	0
Wade Belak	1	0	0	0	0	0	0	0
Francis Bouillon	1	0	0	0	-1	0	0	0
J.P. Dumont	1	0	0	0	-1	0	0	0
Martin Erat	1	0	0	0	-2	0	0	0
Marcel Goc	1	0	0	0	1	0	0	0
Kevin Klein	1	0	0	0	0	0	0	0
Cal O'Reilly	1	0	0	0	-2	0	0	0
Dave Scatchard	1	0	0	0	1	0	0	0
Steve Sullivan	1	0	0	0	-2	0	0	0
Alexander Sulzer	1	0	0	0	0	0	0	0
Ryan Suter	1	0	0	0	0	2	0	0
Joel Ward	1	0	0	0	-1	0	0	0
Shea Weber	1	0	0	0	-1	0	0	0

Power Play: 0-3 0.0% / Penalty Killing: 2-2 100.0%

#### @ BOSTON

Date	Score	W/Goal
21 Oct '09	NSH 2 @ BOS 3	Steve Begin * overtime ** shootout

#### SHOTS BY PERIOD

	1st	2nd	3rd	OT	Total
Nashville	7	10	13	--	30
Boston	5	13	9	--	27

##### BRUINS

Player	GP	G	A	P	+/-	PIM	PP	SH
Steve Begin	1	1	0	1	0	0	0	0
Patrice Bergeron	1	1	0	1	1	0	0	0
Michael Ryder	1	1	0	1	1	0	0	0
Zdeno Chara	1	0	1	1	1	0	0	0
Brad Marchand	1	0	1	1	1	0	0	0
Derek Morris	1	0	1	1	-1	2	0	0
Daniel Paille	1	0	1	1	0	0	0	0
Byron Bitz	1	0	0	0	1	0	0	0
Andrew Ference	1	0	0	0	0	0	0	0
Matt Hunwick	1	0	0	0	1	0	0	0
David Krejci	1	0	0	0	0	0	0	0
Mark Recchi	1	0	0	0	0	0	0	0
Vladimir Sobotka	1	0	0	0	0	0	0	0
Mark Stuart	1	0	0	0	-1	2	0	0
Marco Sturm	1	0	0	0	0	0	0	0
Blake Wheeler	1	0	0	0	0	0	0	0
Trent Whitfield	1	0	0	0	0	0	0	0
Dennis Wideman	1	0	0	0	1	0	0	0

Power Play: 0-2 0.0% / Penalty Killing: 3-3 100.0%

#### GOALTENDING

##### PREDATORS

	GP	Min	W-L-OT	GA	SA	SV	GAA	SV%
Dan Ellis	1	59	0-1-0	3	27	24	3.05	.889

##### BRUINS

	GP	Min	W-L-OT	GA	SA	SV	GAA	SV%
Tim Thomas	1	60	1-0-0	2	30	28	2.00	.933



Season	OVERALL							HOME							ROAD							
	GP	W	L	OT	PTS	GF	GA	GP	W	L	OT	PTS	GF	GA	GP	W	L	OT	PTS	GF	GA	
1998-99	2	0	2	0	0	3	13	1	0	1	0	0	2	5	1	0	1	0	0	1	1	8
1999-00	2	1	1	0	2	5	6	1	0	1	0	0	2	5	1	1	0	0	2	3	1	1
2000-01	2	1	0	1	3	3	2	1	1	0	0	2	1	0	1	0	0	1	1	2	2	2
2001-02	1	0	1	0	0	1	2	1	0	1	0	0	1	2	0	0	0	0	0	0	0	0
2002-03	2	1	1	0	2	6	3	1	1	0	0	2	5	1	1	0	1	0	0	1	1	2
2003-04	2	1	1	0	2	4	4	1	0	1	0	0	2	3	1	1	0	0	2	2	2	1
2006-07	1	1	0	0	2	5	0	1	1	0	0	2	5	0	0	0	0	0	0	0	0	0
2007-08	1	0	1	0	0	1	3	0	0	0	0	0	0	0	1	0	1	0	0	0	1	3
2008-09	1	1	0	0	2	3	2	1	1	0	0	2	3	2	0	0	0	0	0	0	0	0
2009-10	1	0	1	0	0	2	3	0	0	0	0	0	0	0	1	0	1	0	0	0	2	3
<b>Totals</b>	<b>15</b>	<b>6</b>	<b>8</b>	<b>1</b>	<b>13</b>	<b>33</b>	<b>38</b>	<b>8</b>	<b>4</b>	<b>4</b>	<b>0</b>	<b>8</b>	<b>21</b>	<b>18</b>	<b>7</b>	<b>2</b>	<b>4</b>	<b>1</b>	<b>5</b>	<b>12</b>	<b>20</b>	

OT column includes both ties and overtime losses in 1999-00, 2000-01 (one road tie), 2001-02, 2002-03 & 2003-04. OT column includes ties in 1998-99.

	DATE	VISITOR	SCORE	HOME	SCORE
1998-99	December 30, 1998	BOSTON	5	Nashville	2
	January 18, 1999	Nashville	1	BOSTON	8
1999-00	November 24, 1999	BOSTON	5	Nashville	2
	December 21, 1999	NASHVILLE	3	Boston	1
2000-01	November 11, 2000	Nashville	2	Boston	2 OT
	January 19, 2001	Boston	0	NASHVILLE	1 OT
2001-02	October 20, 2001	BOSTON	2	Nashville	1
	January 28, 2003	Nashville	1	BOSTON	2
2002-03	February 17, 2003	Boston	1	NASHVILLE	5
	November 28, 2003	NASHVILLE	2	Boston	1
2003-04	March 9, 2004	BOSTON	3	Nashville	2
	December 30, 2006	Boston	0	NASHVILLE	5
2007-08	January 29, 2008	Nashville	1	BOSTON	3
2008-09	February 14, 2009	Boston	2	NASHVILLE	3 SO
2009-10	October 21, 2009	Nashville	2	BOSTON	3

	OVERALL	AT NASHVILLE	AT BOSTON
Current Trend	1 Boston win (10/21/09)	2 Nashville wins (12/30/06-2/14/09)	2 Boston wins (1/29/08-10/21/09)
Last Win	2/14/09 (3-2 SO)	2/14/09 (3-2 SO)	11/28/03 (2-1)
Last Loss	10/21/09 (2-3)	3/9/04 (2-3)	10/21/09 (2-3)
Last Tie	11/11/00 (2-2 OT)	None	11/11/00 (2-2 OT)
Overtime Record	2-0-1	2-0-0	0-0-1
Longest Unbeaten Streak	3 (2-0-1-0, 12/21/99-1/19/01)	2 (2-0-0-0, 12/30/06-2/14/09)	2 (1-0-1-0, 12/21/99-11/11/00)
Longest Winning Streak	2 (2/17-11/28/03)	2 (12/30/06-2/14/09)	None
Longest Winless Streak	3 (0-3-0-0, 12/30/98-11/24/99)	2 (0-2-0-0, 12/30/98-11/24/99)	2 (twice, last 0-2-0, 1/29/08-10/21/09)
Longest Losing Streak	3 (12/30/98-11/24/99)	2 (12/30/98-11/24/99)	2 (1/28/08-10/21/09)
Most Goals by Nashville	5 (twice, last 12/30/06, 5-0)	5 (twice, last 12/30/06, 5-0)	3 (12/21/99, 3-1)
Most Goals by Boston	8 (1/18/99, 1-8)	5 (twice, last 11/24/99, 2-5)	8 (1/18/99, 1-8)
Most Goals by Both Teams	9 (1/18/99, 1-8)	7 (twice, last 11/24/99, 2-5)	9 (1/18/99, 1-8)
Last Five Games	2-3-(0)-0	3-2-(0)-0	1-3-(1)-0
Last Ten Games	5-5-(0)-0	4-4-(0)-0	2-4-(1)-0
Last Transaction	6/26/98: Selected forward Mike Sullivan in the 1998 NHL Expansion Draft.		
Series Notes	2/14/09: David Legwand scored both of Nashville's goals in regulation, and had the shootout-deciding marker, in a 3-2 win at Bridgestone Arena... 12/30/06: Chris Mason made 38 saves in a 5-0 victory at Bridgestone Arena... 1/19/01: Mike Dunham made 35 saves to earn his first career shutout, and Cale Hulse scored the overtime game winner (2:24) in Nashville's first-ever overtime win at home, a 1-0 decision.		
2010-11 Schedule	3/17/11: Boston at Nashville		None



# NHL & OPPONENTS

## BUFFALO SABRES

### 2009-10 SEASON SERIES

#### @ NASHVILLE

Date	Score	W/Goal
10 Oct '09	BUF 1 @ NSH 0	Mike Grier

#### @ BUFFALO

Date	Score	W/Goal
	no games	

\* overtime \*\* shootout

### GOALS BY PERIOD

	1st	2nd	3rd	OT	Total
Nashville	0	0	0	--	0
Buffalo	0	0	1	--	1

### SHOTS BY PERIOD

	1st	2nd	3rd	OT	Total
Nashville	8	11	6	--	25
Buffalo	12	17	13	--	42

### INDIVIDUAL SCORING

PREDATORS								
Player	GP	G	A	P	+/-	PIM	PP	SH
Jason Arnott	1	0	0	0	0	0	0	0
Francis Bouillon	1	0	0	0	0	2	0	0
Martin Erat	1	0	0	0	-1	0	0	0
Marcel Goc	1	0	0	0	0	0	0	0
Triston Grant	1	0	0	0	0	0	0	0
Ben Guite	1	0	0	0	0	0	0	0
Dan Hamhuis	1	0	0	0	0	0	0	0
Patric Hornqvist	1	0	0	0	0	0	0	0
Ryan Jones	1	0	0	0	0	0	0	0
Kevin Klein	1	0	0	0	0	0	0	0
Teemu Laakso	1	0	0	0	0	2	0	0
David Legwand	1	0	0	0	-1	2	0	0
Michael Santorelli	1	0	0	0	-1	0	0	0
Jerred Smithson	1	0	0	0	0	0	0	0
Steve Sullivan	1	0	0	0	0	0	0	0
Ryan Suter	1	0	0	0	-1	0	0	0
Joel Ward	1	0	0	0	0	2	0	0
Shea Weber	1	0	0	0	-1	2	0	0

Power Play: 0-1 0.0% / Penalty Killing: 4-4 100.0%

SABRES								
Player	GP	G	A	P	+/-	PIM	PP	SH
Mike Grier	1	1	0	1	1	0	0	0
Chris Butler	1	0	1	1	1	0	0	0
Tim Kennedy	1	0	1	1	1	2	0	0
Tim Connolly	1	0	0	0	0	0	0	0
Matt Ellis	1	0	0	0	0	0	0	0
Paul Gaustad	1	0	0	0	0	0	0	0
Jochen Hecht	1	0	0	0	1	0	0	0
Patrick Kaleta	1	0	0	0	0	0	0	0
Clarke MacArthur	1	0	0	0	0	0	0	0
Steve Montador	1	0	0	0	0	0	0	0
Tyler Myers	1	0	0	0	0	0	0	0
Jason Pominville	1	0	0	0	0	0	0	0
Craig Rivet	1	0	0	0	1	0	0	0
Derek Roy	1	0	0	0	0	2	0	0
Andrej Sekera	1	0	0	0	0	0	0	0
Drew Stafford	1	0	0	0	0	0	0	0
Henrik Tallinder	1	0	0	0	0	0	0	0
Thomas Vanek	1	0	0	0	0	0	0	0

Power Play: 0-4 0.0% / Penalty Killing: 1-1 100.0%

### GOALTENDING

#### PREDATORS

	GP	Min	W-L-OT	GA	SA	SV	GAA	SV%
Pekka Rinne	1	59	0-1-0	1	42	41	1.02	.976

#### SABRES

	GP	Min	W-L-OT	GA	SA	SV	GAA	SV%
Ryan Miller	1	60	1-0-0	0	25	25	0.00	1.000





Season	OVERALL						HOME						ROAD										
	GP	W	L	OT	PTS	GF	GA	GP	W	L	OT	PTS	GF	GA	GP	W	L	OT	PTS	GF	GA		
1998-99	2	1	1	0	2	5	5	1	0	1	0	0	1	3	1	1	0	0	2	4	2	4	2
1999-00	2	1	0	1	3	5	5	1	0	0	1	1	1	2	1	1	0	0	2	4	3	4	3
2000-01	1	0	1	0	0	0	2	1	0	1	0	0	0	2	0	0	0	0	0	0	0	0	0
2001-02	2	1	0	1	3	7	4	1	1	0	0	2	4	1	1	0	0	1	1	3	3	3	3
2002-03	1	1	0	0	2	5	1	0	0	0	0	0	0	0	1	1	0	0	2	5	1	1	1
2003-04	1	1	0	0	2	4	1	1	1	0	0	2	4	1	0	0	0	0	0	0	0	0	0
2006-07	1	0	1	0	0	2	7	1	0	1	0	0	2	7	0	0	0	0	0	0	0	0	0
2007-08	1	0	1	0	0	4	8	0	0	0	0	0	0	0	1	0	1	0	0	4	8	8	8
2008-09	1	1	0	0	2	2	0	0	0	0	0	0	0	0	1	1	0	0	2	2	2	0	0
2009-10	1	0	1	0	0	0	1	1	0	1	0	0	0	1	0	0	0	0	0	0	0	0	0
<b>Totals</b>	<b>13</b>	<b>6</b>	<b>5</b>	<b>2</b>	<b>14</b>	<b>34</b>	<b>34</b>	<b>7</b>	<b>2</b>	<b>4</b>	<b>1</b>	<b>5</b>	<b>12</b>	<b>17</b>	<b>6</b>	<b>4</b>	<b>1</b>	<b>1</b>	<b>9</b>	<b>22</b>	<b>17</b>	<b>17</b>	<b>17</b>

OT column includes both ties and overtime losses in 1999-00 (one home OTL), 2000-01, 2001-02 (one road tie), 2002-03 & 2003-04. OT column includes ties in 1998-99.

	DATE	VISITOR	HOME
1998-99	December 5, 1998	<b>BUFFALO</b>	3
	January 28, 1999	<b>NASHVILLE</b>	4
1999-00	October 20, 1999	<b>NASHVILLE</b>	4
	February 10, 2000	<b>BUFFALO</b>	2
2000-01	January 6, 2001	<b>BUFFALO</b>	2
2001-02	October 16, 2001	Nashville	3
	November 13, 2001	Buffalo	1
2002-03	January 27, 2003	<b>NASHVILLE</b>	5
2003-04	November 29, 2003	Buffalo	1
2006-07	December 21, 2006	<b>BUFFALO</b>	7
2007-08	February 27, 2008	Nashville	4
2008-09	December 1, 2008	<b>NASHVILLE</b>	2
2009-10	October 10, 2009	<b>BUFFALO</b>	1

	OVERALL	AT NASHVILLE	AT BUFFALO
<b>Current Trend</b>	1 Buffalo win (10/10/09)	2 Buffalo wins (12/21/06-10/10/09)	1 Nashville win (12/1/08)
<b>Last Win</b>	12/1/08 (2-0)	11/29/03 (4-1)	12/1/08 (2-0)
<b>Last Loss</b>	10/10/09 (0-1)	10/10/09 (0-1)	2/27/08 (4-8)
<b>Last Tie</b>	10/16/01 (3-3 OT)	None	10/16/01 (3-3 OT)
<b>Overtime Record</b>	0-1-1	0-1-0	0-0-1
<b>Longest Unbeaten Streak</b>	4 (3-0-1-0, 10/16/01-11/29/03)	2 (2-0-0-0, 11/13/01-11/29/03)	4 (3-0-1-0, 1/28/99-1/27/03)
<b>Longest Winning Streak</b>	3 (11/13/01-11/29/03)	2 (11/13/01-11/29/03)	2 (1/28-10/20/99)
<b>Longest Losing Streak</b>	3 (0-1-1-1, 2/10/00-10/16/01)	3 (0-2-0-1, 12/5/98-1/6/01)	None
<b>Longest Losing Streak</b>	2 (twice, last 12/21/06-2/27/08)	3 (12/5/98-1/6/01)	None
<b>Most Goals by Nashville</b>	5 (1/27/03, 5-1)	4 (twice, last 11/29/03, 4-1)	5 (1/27/03, 5-1)
<b>Most Goals by Buffalo</b>	8 (2/27/08, 4-8)	7 (12/21/06, 2-7)	8 (2/27/08, 4-8)
<b>Most Goals by Both Teams</b>	12 (2/27/08, 4-8)	9 (12/21/06, 2-7)	12 (2/27/08, 4-8)
<b>Last Five Games</b>	2-3-(0)-0	2-3-(0)-0	3-1-(1)-0
<b>Last Ten Games</b>	4-4-(1)-1	2-4-(0)-1	4-1-(1)-0
<b>Last Transaction</b>	2/27/07: Acquired a fourth-round selection in the 2007 NHL Entry Draft (Mark Santorelli) for defenseman Mikko Lehtonen.		
<b>Series Notes</b>	12/1/08: Pekka Rinne stopped 30 shots to earn his first career shutout, and J.P. Dumont notched a goal and an assist against his former team in a 2-0 Nashville win at HSBC Arena... 2/27/08: Buffalo defeated Nashville 8-4 at HSBC Arena, tying a Nashville franchise record for most goals allowed in a game... 11/29/03: Vladimir Orszagh netted his first NHL hat trick and four points (3g-1a) total in a 4-1 win at Bridgestone Arena.		
<b>2010-11 Schedule</b>	None	None	3/20/11: Nashville at Buffalo



# NHL & OPPONENTS

## CALGARY FLAMES

### 2009-10 SEASON SERIES

#### @ NASHVILLE

Date	Score	W/ Goal
05 Jan '10	CGY 3 @ NSH 1	Olli Jokinen
30 Nov '09	CGY 5 @ NSH 0	David Moss

#### GOALS BY PERIOD

	1st	2nd	3rd	OT	Total
Nashville	2	1	4	--	7
Calgary	1	6	4	--	11

#### INDIVIDUAL SCORING

PREDATORS									
PLAYER	GP	G	A	P	+/-	PIM	PP	SH	
Patric Hornqvist	4	2	1	3	0	2	1	0	
Marcel Goc	4	1	2	3	1	0	0	0	
Martin Erat	3	1	2	3	1	2	0	0	
Cody Franson	4	1	1	2	0	0	0	0	
Steve Sullivan	4	0	2	2	-3	0	0	0	
Joel Ward	4	0	2	2	-1	0	0	0	
David Legwand	4	1	0	1	1	0	0	0	
Dave Scatchard	1	1	0	1	1	2	0	0	
Kevin Klein	4	0	1	1	0	0	0	0	
Shea Weber	4	0	1	1	-2	2	0	0	
Jerrold Smithson	2	0	1	1	2	2	0	0	
Wade Belak	4	0	0	0	-1	15	0	0	
Francis Bouillon	4	0	0	0	0	0	0	0	
J.P. Dumont	4	0	0	0	-2	0	0	0	
Dan Hamhuis	4	0	0	0	0	0	0	0	
Ryan Suter	4	0	0	0	-2	4	0	0	
Ryan Jones	3	0	0	0	-1	0	0	0	
Nick Spaling	3	0	0	0	0	0	0	0	
Jason Arnott	2	0	0	0	-3	0	0	0	
Michael Santorelli	2	0	0	0	-1	0	0	0	
Andreas Thuresson	2	0	0	0	-1	2	0	0	
Cal O'Reilly	1	0	0	0	0	0	0	0	
Jordin Tootoo	1	0	0	0	-1	2	0	0	

Power Play: 1-12 8.3% / Penalty Killing: 6-9 66.7%

#### GOALTENDING

##### PREDATORS

	GP	Min	W-L-OT	GA	SA	SV	GAA	SV%
Dan Ellis	3	179	2-1-0	5	87	82	1.68	.943
Pekka Rinne	1	59	0-1-0	4	29	25	4.04	.862

##### FLAMES

	GP	Min	W-L-OT	GA	SA	SV	GAA	SV%
Miikka Kiprusoff	4	237	2-2-0	6	90	84	1.52	.933

#### @ CALGARY

Date	Score	W/ Goal
15 Jan '10	NSH 1 @ CGY 0	Patric Hornqvist
19 Dec '09	NSH 5 @ CGY 3	Cody Franson

\* overtime \*\* shootout

#### SHOTS BY PERIOD

	1st	2nd	3rd	OT	Total
Nashville	36	33	22	--	91
Calgary	37	46	35	--	118

#### FLAMES

PLAYER	GP	G	A	P	+/-	PIM	PP	SH
Jarome Iginla	4	3	3	6	2	0	1	0
Curtis Glencross	4	1	4	5	2	2	0	1
Olli Jokinen	4	1	3	4	3	2	0	0
Dion Phaneuf	4	1	3	4	1	0	1	0
David Moss	4	2	0	2	1	2	0	0
Nigel Dawes	4	1	1	2	-1	2	1	0
Daymond Langkow	4	1	0	1	-1	0	0	0
Adam Pardy	4	1	0	1	3	4	0	0
Dustin Boyd	4	0	1	1	1	0	0	0
Mark Giordano	4	0	1	1	-1	2	0	0
Eric Nystrom	4	0	1	1	1	0	0	0
Robyn Regehr	4	0	1	1	0	4	0	0
Jay Bouwmeester	4	0	0	0	-1	2	0	0
Rene Bourque	3	0	0	0	-4	2	0	0
Craig Conroy	3	0	0	0	0	2	0	0
Brian McGrattan	3	0	0	0	0	15	0	0
Fredrik Sjostrom	3	0	0	0	0	0	0	0
Aaron Johnson	2	0	0	0	1	0	0	0
Jamie Lundmark	2	0	0	0	0	2	0	0
Cory Sarich	2	0	0	0	1	0	0	0
Jason Jaffray	1	0	0	0	0	0	0	0
Brandon Prust	1	0	0	0	0	0	0	0

Power Play: 3-9 33.3% / Penalty Killing: 11-12 91.7%



Season	OVERALL							HOME							ROAD							
	GP	W	L	OT	PTS	GF	GA	GP	W	L	OT	PTS	GF	GA	GP	W	L	OT	PTS	GF	GA	
1998-99	5	2	2	1	5	13	14	3	1	2	0	2	9	11	2	1	0	1	3	4	3	4
1999-00	4	1	1	2	4	12	13	2	1	1	0	2	4	3	2	0	0	2	2	8	10	10
2000-01	4	2	2	0	4	11	6	2	2	0	0	4	10	1	2	0	2	0	0	1	5	5
2001-02	4	3	1	0	6	11	10	2	2	0	0	4	4	1	2	1	1	0	2	7	9	9
2002-03	4	1	1	2	4	7	7	2	1	1	0	2	4	4	2	0	0	2	2	3	3	3
2003-04	4	2	1	1	5	11	10	2	1	0	1	3	8	5	2	1	1	0	2	3	5	5
2005-06	4	4	0	0	8	18	9	2	2	0	0	4	11	4	2	2	0	0	4	7	5	5
2006-07	4	3	0	1	7	16	11	2	2	0	0	4	11	6	2	1	0	1	3	5	5	5
2007-08	4	2	2	0	4	10	13	2	1	1	0	2	7	7	2	1	1	0	2	3	6	6
2008-09	4	0	4	0	0	12	18	2	0	2	0	0	5	8	2	0	2	0	0	7	10	10
2009-10	4	2	2	0	4	7	11	2	0	2	0	0	1	8	2	2	0	0	4	6	3	3
<b>Totals</b>	<b>45</b>	<b>22</b>	<b>16</b>	<b>7</b>	<b>51</b>	<b>128</b>	<b>122</b>	<b>23</b>	<b>13</b>	<b>9</b>	<b>1</b>	<b>27</b>	<b>74</b>	<b>58</b>	<b>22</b>	<b>9</b>	<b>7</b>	<b>6</b>	<b>24</b>	<b>54</b>	<b>64</b>	<b>64</b>

OT column includes both ties and overtime losses in 1999-00 (two road OTLs), 2000-01, 2001-02, 2002-03 (two road ties) and 2003-04 (one home tie).

OT column includes ties in 1998-99 (one road tie).

DATE	VISITOR	HOME	DATE	VISITOR	HOME			
2005-06	November 29, 2005	Calgary 0	NASHVILLE 2	2007-08	October 13, 2007	CALGARY 7	Nashville 4	
	December 27, 2005	NASHVILLE 4	Calgary 3		October 30, 2007	Nashville 1	CALGARY 5	
	March 7, 2006	NASHVILLE 3	Calgary 2		January 15, 2008	Calgary 0	NASHVILLE 3	
	March 18, 2006	Calgary 4	NASHVILLE 9		March 7, 2008	NASHVILLE 2	Calgary 1	OT
2006-07	October 28, 2006	NASHVILLE 3	Calgary 2	2008-09	October 23, 2008	CALGARY 5	Nashville 3	
	January 15, 2007	Calgary 3	NASHVILLE 5		November 6, 2008	Nashville 6	CALGARY 7	
	March 8, 2007	Calgary 3	NASHVILLE 6		January 3, 2009	CALGARY 3	Nashville 2	
	March 22, 2007	Nashville 2	CALGARY 3	OT	January 30, 2009	Nashville 1	CALGARY 3	
				2009-10	November 30, 2009	CALGARY 5	Nashville 0	
					December 19, 2009	NASHVILLE 5	Calgary 3	
					January 5, 2010	CALGARY 3	Nashville 1	
					January 15, 2010	NASHVILLE 1	Calgary 0	

	OVERALL	AT NASHVILLE	AT CALGARY
<b>Current Trend</b>	1 Nashville win (1/15/10)	4 Calgary wins (10/23/08-1/5/10)	2 Nashville wins (12/19/09-1/15/10)
<b>Last Win</b>	1/15/10 (1-0)	1/15/08 (3-0)	1/15/10 (1-0)
<b>Last Loss</b>	1/5/10 (1-3)	1/5/10 (1-3)	1/30/09 (1-3)
<b>Last Tie</b>	3/13/04 (4-4 OT)	3/13/04 (4-4 OT)	3/22/03 (1-1 OT)
<b>Overtime Record</b>	2-3-4	0-0-1	2-3-3
<b>Longest Unbeaten Streak</b>	9 (8-0-1-0, 3/13/04-3/8/07)	7 (6-0-1-0, 2/20/03-3/8/07)	4 (4-0-0-0, 3/20/04-10/28/06)
<b>Longest Winning Streak</b>	8 (3/20/04-3/8/07)	4 (twice, last 11/29/05-3/8/07)	4 (3/20/04-10/28/06)
<b>Longest Winless Streak</b>	5 (0-5-0, 10/23/08-11/30/09)	4 (0-4-0, 10/23/08-1/5/10)	5 (0-2-1-2, 2/4/99-1/11/01)
<b>Longest Losing Streak</b>	5 (10/23/08-11/30/09)	4 (10/23/08-1/5/10)	4 (11/3/99-1/11/01)
<b>Most Goals by Nashville</b>	9 (3/18/06, 9-4)	9 (3/18/06, 9-4)	5 (twice, last 12/19/09, 5-3)
<b>Most Goals by Calgary</b>	7 (twice, last 11/6/08, 6-7)	7 (10/13/07, 4-7)	7 (11/6/08, 6-7)
<b>Most Goals by Both Teams</b>	13 (twice, last 11/6/08, 6-7)	13 (3/18/06, 9-4)	13 (11/6/08, 6-7)
<b>Last Five Games</b>	2-3-0	1-4-0	3-2-0
<b>Last Ten Games</b>	4-6-0	5-5-0	6-3-1
<b>Last Transaction</b>	3/3/10: Acquired forward Dustin Boyd for a fourth-round selection in the 2010 Entry Draft (Bill Armold).		
<b>Series Notes</b>	1/15/10: Patric Hornqvist scored the lone goal of the game and Dan Ellis stopped all 22 shots he faced in a 1-0 victory at the Pengrowth Saddledome... 12/19/09: Marcel Goc and Martin Erat both had a goal and two assists as Nashville beat Calgary for the first time in six games, scoring five goals for a franchise-record fourth straight game in the process, in a 5-3 win at the Pengrowth Saddledome... 3/7/08: J.P. Dumont scored 2:13 into overtime to lift Nashville to a 2-1 victory at the Saddledome... 1/15/08: Chris Mason stopped all 22 shots he faced in a 3-0 victory at Bridgestone Arena... 3/18/06: Nashville tied a franchise record for goals in a 9-4 win at Bridgestone Arena. Mike Sillinger had four assists in the victory... 11/29/05: Tomas Vokoun made 31 saves as the Preds blanked Calgary 2-0 at Bridgestone Arena... 10/25/01: Andy Delmore scored a power-play goal at 3:20 of overtime to give Nashville a 5-4 win... 10/11/01: Mike Dunham stopped 26 shots in a 1-0 win... 4/5/01: Mike Dunham stopped 33 shots as Nashville shut out Calgary, 4-0, in the 2000-01 regular-season home finale... 11/6/98: Nashville's 2-1 win was the franchise's first road victory.		

<b>2010-11 Schedule</b>	10/19/10: Calgary at Nashville	1/24/11: Nashville at Calgary
	2/1/11: Calgary at Nashville	3/6/11: Nashville at Calgary



# NHL & OPPONENTS

## CAROLINA HURRICANES

### 2009-10 SEASON SERIES

#### @ NASHVILLE

Date	Score	W/Goal
07 Jan '10	CAR 2 @ NSH 4	Steve Sullivan

#### GOALS BY PERIOD

	1st	2nd	3rd	OT	Total
Nashville	2	1	1	--	4
Carolina	1	0	1	--	2

#### INDIVIDUAL SCORING

PREDATORS								
Player	GP	G	A	P	+/-	PIM	PP	SH
Patric Hornqvist	1	2	1	3	1	6	2	0
J.P. Dumont	1	1	1	2	1	0	0	1
Steve Sullivan	1	1	1	2	1	2	0	0
Shea Weber	1	0	2	2	-1	0	0	0
Francis Bouillon	1	0	1	1	1	0	0	0
Alexander Sulzer	1	0	1	1	1	0	0	0
Jason Arnott	1	0	0	0	1	0	0	0
Wade Belak	1	0	0	0	-1	0	0	0
Marcel Goc	1	0	0	0	0	0	0	0
Ben Guite	1	0	0	0	-1	0	0	0
Dan Hamhuis	1	0	0	0	1	0	0	0
Ryan Jones	1	0	0	0	-1	0	0	0
Kevin Klein	1	0	0	0	0	0	0	0
David Legwand	1	0	0	0	0	0	0	0
Michael Santorelli	1	0	0	0	-1	0	0	0
Nick Spaling	1	0	0	0	0	0	0	0
Ryan Suter	1	0	0	0	-2	2	0	0
Andreas Thuesson	1	0	0	0	-1	0	0	0

Power Play: 2-7 28.6% / Penalty Killing: 4-4 100.0%

#### GOALTENDING

##### PREDATORS

	GP	Min	W-L-OT	GA	SA	SV	GAA	SV%
Pekka Rinne	1	60	1-0-0	2	27	25	2.01	.926

##### HURRICANES

	GP	Min	W-L-OT	GA	SA	SV	GAA	SV%
Cam Ward	1	59	0-1-0	4	34	30	4.08	.882

#### @ CAROLINA

Date	Score	W/Goal
	no games	

\* overtime \*\* shootout

#### SHOTS BY PERIOD

	1st	2nd	3rd	OT	Total
Nashville	12	8	14	--	34
Carolina	15	8	4	--	27

#### HURRICANES

Player	GP	G	A	P	+/-	PIM	PP	SH
Rod Brind'Amour	1	1	0	1	1	4	0	0
Tom Kostopoulos	1	1	0	1	0	0	0	1
Matt Cullen	1	0	1	1	0	4	0	0
Jerome Samson	1	0	1	1	1	2	0	0
Stephane Yelle	1	0	1	1	1	0	0	0
Andrew Alberts	1	0	0	0	0	15	0	0
Zach Boychuk	1	0	0	0	-1	0	0	0
Brett Carson	1	0	0	0	0	0	0	0
Patrick Dwyer	1	0	0	0	-1	0	0	0
Tim Gleason	1	0	0	0	0	0	0	0
Jussi Jokinen	1	0	0	0	-1	0	0	0
Joni Pitkanen	1	0	0	0	0	2	0	0
Tuomo Ruutu	1	0	0	0	-1	2	0	0
Brandon Sutter	1	0	0	0	0	0	0	0
Jiri Tlusty	1	0	0	0	0	0	0	0
Niclas Wallin	1	0	0	0	-2	0	0	0
Aaron Ward	1	0	0	0	2	0	0	0
Ray Whitney	1	0	0	0	0	0	0	0

Power Play: 0-4 0.0% / Penalty Killing: 5-7 71.4%



Season	OVERALL						HOME						ROAD									
	GP	W	L	OT	PTS	GF	GA	GP	W	L	OT	PTS	GF	GA	GP	W	L	OT	PTS	GF	GA	
1998-99	2	1	1	0	2	4	6	1	1	0	0	2	3	2	1	0	1	0	0	1	4	4
1999-00	2	1	1	0	2	4	5	1	1	0	0	2	3	2	1	0	1	0	0	1	3	3
2000-01	2	2	0	0	4	9	5	1	1	0	0	2	2	1	1	1	0	0	2	7	4	4
2001-02	1	0	0	1	1	2	2	0	0	0	0	0	0	0	1	0	0	1	1	2	2	2
2002-03	1	0	1	0	0	1	2	1	0	1	0	0	1	2	0	0	0	0	0	0	0	0
2003-04	1	1	0	0	2	2	1	0	0	0	0	0	0	0	1	1	0	0	2	2	1	1
2005-06	1	0	0	1	1	4	5	0	0	0	0	0	0	0	1	0	0	1	1	4	5	5
2007-08	1	1	0	0	2	1	0	1	1	0	0	2	1	0	0	0	0	0	0	0	0	0
2008-09	1	1	0	0	2	5	2	0	0	0	0	0	0	0	1	1	0	0	2	5	2	2
2009-10	1	1	0	0	2	4	2	1	1	0	0	2	4	2	0	0	0	0	0	0	0	0
<b>Totals</b>	<b>13</b>	<b>8</b>	<b>3</b>	<b>2</b>	<b>18</b>	<b>36</b>	<b>30</b>	<b>6</b>	<b>5</b>	<b>1</b>	<b>0</b>	<b>10</b>	<b>14</b>	<b>9</b>	<b>7</b>	<b>3</b>	<b>2</b>	<b>2</b>	<b>8</b>	<b>22</b>	<b>21</b>	

OT column includes both ties and overtime losses in 1999-00, 2000-01, 2001-02 (one road tie), 2002-03 and 2003-04. OT column includes ties in 1998-99.

	DATE	VISITOR	HOME
1998-99	October 13, 1998	Carolina	2 NASHVILLE 3
	January 2, 1999	Nashville	1 CAROLINA 4
1999-00	December 28, 1999	Carolina	2 NASHVILLE 3
	March 29, 2000	Nashville	1 CAROLINA 3
2000-01	October 14, 2000	Carolina	1 NASHVILLE 2
	November 26, 2000	NASHVILLE	7 Carolina 4
2001-02	January 23, 2002	Nashville	2 Carolina 2 OT
2002-03	December 3, 2002	CAROLINA	2 Nashville 1
2003-04	December 3, 2003	NASHVILLE	2 Carolina 1 OT
2005-06	January 13, 2006	Nashville	4 CAROLINA 5 OT
2007-08	February 5, 2008	Carolina	0 NASHVILLE 1
2008-09	November 23, 2008	NASHVILLE	5 Carolina 2
2009-10	January 7, 2010	Carolina	2 NASHVILLE 4

	OVERALL	AT NASHVILLE	AT CAROLINA
<b>Current Trend</b>	3 Nashville wins (2/5/08-1/7/10)	2 Nashville wins (2/5/08-1/7/10)	1 Nashville win (11/23/08)
<b>Last Win</b>	1/7/10 (4-2)	1/7/10 (4-2)	11/23/08 (5-2)
<b>Last Loss</b>	1/13/06 (4-5 OT)	12/3/02 (1-2)	1/13/06 (4-5 OT)
<b>Last Tie</b>	1/23/02 (2-2 OT)	None	1/23/02 (2-2 OT)
<b>Overtime Record</b>	1-1-1	0-0-0	1-1-1
<b>Longest Unbeaten Streak</b>	3 (twice, last 3-0-0-0, 2/5/08-1/7/10)	3 (3-0-0-0, 10/13/98-10/14/00)	3 (2-0-1-0, 11/26/00-12/3/03)
<b>Longest Winning Streak</b>	3 (2/5/08-1/7/10)	3 (10/13/98-10/14/00)	None
<b>Longest Winless Streak</b>	2 (0-1-1-0, 1/23-12/3/02)	None	2 (0-2-0-0, 1/2/99-3/29/00)
<b>Longest Losing Streak</b>	None	None	2 (1/2/99-3/29/00)
<b>Most Goals by Nashville</b>	7 (11/26/00, 7-4)	4 (1/7/10, 4-2)	7 (11/26/00, 7-4)
<b>Most Goals by Carolina</b>	5 (1/13/06, 4-5 OT)	2 (four times, last 1/7/10, 4-2)	5 (1/13/06, 4-5 OT)
<b>Most Goals by Both Teams</b>	11 (11/26/00, 7-4)	6 (1/7/10, 4-2)	11 (11/26/00, 7-4)
<b>Last Five Games</b>	4-0-(0)-1	4-1-(0)-0	3-0-(1)-1
<b>Last Ten Games</b>	6-2-(1)-1	5-1-(0)-0	3-2-(1)-1
<b>Last Transaction</b>	6/19/08: Acquired a fifth-round selection in the 2009 NHL Entry Draft (traded to Tampa Bay; Tampa Bay selected Michael Zador) for forward Darcy Hordichuk and a fifth-round selection in the 2010 NHL Entry Draft (traded to Phoenix; Phoenix selected Louis Domingue).		
<b>Series Notes</b>	1/7/10: Patric Hornqvist posted three points (2g-1a) and both Steve Sullivan and J.P. Dumont had a goal and an assist in a 4-2 win at Bridgestone Arena... 11/23/08: Shea Weber posted three points (2g-1a) and Jason Arnott scored two goals in a 5-2 victory at the RBC Center... 2/5/08: Chris Mason turned aside all 31 shots he faced in a 1-0 victory at Bridgestone Arena... 1/13/06: Frantisek Kaberle converted a penalty-shot attempt in overtime to give Carolina a 5-4 win at the RBC Center... 12/3/03: Scott Hartnell scored the overtime game winner (3:30) in a 2-1 win at the RBC Center... 10/13/98: Nashville's 3-2 win was the first victory in franchise history. Andrew Brunette scored the franchise's first goal at 5:12 of the first period.		

<b>2010-11 Schedule</b>	12/4/10: Carolina at Nashville	11/20/10: Nashville at Carolina
-------------------------	--------------------------------	---------------------------------



# NHL & OPPONENTS

## CHICAGO BLACKHAWKS

### 2009-10 SEASON SERIES

#### @ NASHVILLE

Date	Score	W/Goal
26 Dec '09	CHI 4 @ NSH 1	Patrick Kane
29 Oct '09	CHI 0 @ NSH 2	Joel Ward
15 Oct '09	CHI 3 @ NSH 1	Tomas Kopecky

#### @ CHICAGO

Date	Score	W/Goal
27 Dec '09	NSH 4 @ CHI 5	Patrick Kane
04 Dec '09	NSH 4 @ CHI 1	Martin Erat
24 Oct '09	NSH 0 @ CHI 2	Dustin Byfuglien

\* overtime \*\* shootout

### GOALS BY PERIOD

	1st	2nd	3rd	OT	Total
Nashville	2	5	5	--	12
Chicago	3	7	5	--	15

### SHOTS BY PERIOD

	1st	2nd	3rd	OT	Total
Nashville	45	47	45	--	137
Chicago	65	61	64	--	190

### INDIVIDUAL SCORING

PLAYER	PREDATORS									
	GP	G	A	P	+/-	PIM	PP	SH		
Martin Erat	5	4	1	5	0	4	0	0		
Dan Hamhuis	5	2	1	3	0	10	0	0		
Ryan Suter	6	0	3	3	1	0	0	0		
Cody Franson	4	0	3	3	3	0	0	0		
Joel Ward	6	2	0	2	-2	0	1	0		
Marcel Goc	6	1	1	2	2	0	0	0		
Jordin Tootoo	1	1	1	2	2	0	0	0		
Patric Hornqvist	6	1	0	1	0	8	0	0		
Jerred Smithson	4	1	0	1	2	0	0	1		
Francis Bouillon	6	0	1	1	-2	8	0	0		
J.P. Dumont	6	0	1	1	-2	2	0	0		
Kevin Klein	6	0	1	1	-1	0	0	0		
David Legwand	6	0	1	1	-4	4	0	0		
Steve Sullivan	6	0	1	1	-2	2	0	0		
Shea Weber	6	0	1	1	-2	0	0	0		
Jason Arnott	4	0	1	1	0	2	0	0		
Cal O'Reilly	4	0	1	1	-1	0	0	0		
Dave Scatchard	2	0	1	1	1	0	0	0		
Ryan Jones	5	0	0	0	2	2	0	0		
Wade Belak	3	0	0	0	0	2	0	0		
Colin Wilson	3	0	0	0	1	0	0	0		
Nick Spaling	2	0	0	0	0	0	0	0		
Alexander Sulzer	2	0	0	0	-2	0	0	0		
Andreas Thuresson	2	0	0	0	-1	0	0	0		
Teemu Laakso	1	0	0	0	0	0	0	0		
Michael Santorelli	1	0	0	0	0	0	0	0		

Power Play: 1-19 5.3% / Penalty Killing: 16-19 84.2%

### BLACKHAWKS

PLAYER	GP	G	A	P	+/-	PIM	PP	SH
Jonathan Toews	4	1	6	7	4	0	0	0
Patrick Kane	6	3	2	5	1	2	0	0
Brian Campbell	6	1	3	4	0	0	1	0
Duncan Keith	6	1	3	4	-1	0	0	0
Dustin Byfuglien	6	3	0	3	-3	20	2	0
Andrew Ladd	6	2	1	3	1	4	0	0
John Madden	6	2	1	3	1	0	0	0
Tomas Kopecky	6	1	2	3	1	2	0	0
Brent Seabrook	5	0	3	3	1	6	0	0
Cam Barker	6	0	2	2	3	4	0	0
Patrick Sharp	6	1	0	1	-3	0	0	0
Colin Fraser	6	0	1	1	0	0	0	0
Marian Hossa	3	0	1	1	-2	0	0	0
Bryan Bickell	2	0	1	1	1	0	0	0
Jack Skille	1	0	1	1	0	0	0	0
Troy Brouwer	6	0	0	0	2	4	0	0
Brent Sopel	6	0	0	0	3	4	0	0
Jordan Hendry	4	0	0	0	-2	2	0	0
Niklas Hjalmarsson	4	0	0	0	-1	2	0	0
Kris Versteeg	4	0	0	0	-1	2	0	0
Dave Bolland	3	0	0	0	0	6	0	0
Ben Eager	3	0	0	0	-1	2	0	0
Andrew Ebbett	2	0	0	0	0	0	0	0
Jake Dowell	1	0	0	0	0	0	0	0

Power Play: 3-19 15.8% / Penalty Killing: 18-19 94.7%

### GOALTENDING

#### PREDATORS

	GP	Min	W-L-OT	GA	SA	SV	GAA	SV%
Pekka Rinne	3	178	1-2-0	7	92	85	2.35	.924
Dan Ellis	3	178	1-2-0	8	98	90	2.70	.918

#### BLACKHAWKS

	GP	Min	W-L-OT	GA	SA	SV	GAA	SV%
Cristobal Huet	5	298	3-2-0	7	116	109	1.41	.940
Antti Niemi	1	60	1-0-0	4	20	16	4.03	.800



GM: Stan Bowman

Head Coach: Joel Quenneville

PR: Brandon Faber, Adam Rogovin, Paul Kennedy

Season	OVERALL					HOME					ROAD										
	GP	W	L	OT	PTS	GF	GA	GP	W	L	OT	PTS	GF	GA	GP	W	L	OT	PTS	GF	GA
1998-99	6	1	4	1	3	17	22	3	1	1	1	3	9	8	3	0	3	0	0	8	14
1999-00	6	4	1	1	9	21	14	3	2	1	0	4	10	7	3	2	0	1	5	11	7
2000-01	5	2	3	0	4	8	9	2	0	2	0	0	1	5	3	2	1	0	4	7	4
2001-02	5	3	2	0	6	16	15	3	2	1	0	4	12	10	2	1	1	0	2	4	5
2002-03	5	1	3	1	3	11	17	2	1	0	1	3	8	7	3	0	3	0	0	3	10
2003-04	6	2	3	1	5	14	15	3	1	1	1	3	8	6	3	1	2	0	2	6	9
2005-06	8	6	2	0	12	32	16	4	4	0	0	8	18	7	4	2	2	0	4	14	9
2006-07	8	4	2	2	10	31	26	4	1	1	2	4	17	18	4	3	1	0	6	14	8
2007-08	8	3	4	1	7	20	29	4	2	1	1	5	10	14	4	1	3	0	2	10	15
2008-09	6	3	3	0	6	16	16	3	2	1	0	4	11	8	3	1	2	0	2	5	8
2009-10	6	2	4	0	4	12	15	3	1	2	0	2	4	7	3	1	2	0	2	8	8
<b>Totals</b>	<b>69</b>	<b>31</b>	<b>31</b>	<b>7</b>	<b>69</b>	<b>198</b>	<b>194</b>	<b>34</b>	<b>17</b>	<b>11</b>	<b>6</b>	<b>40</b>	<b>108</b>	<b>97</b>	<b>35</b>	<b>14</b>	<b>20</b>	<b>1</b>	<b>29</b>	<b>90</b>	<b>97</b>

OT column includes both ties and overtime losses in 1999-00 (one road tie), 2000-01, 2001-02, 2002-03 (one home tie) and 2003-04 (one home tie).  
OT column includes ties in 1998-99 (one home tie).

DATE	VISITOR	HOME	DATE	VISITOR	HOME
2005-06	October 25, 2005	Chicago	3	NASHVILLE	5
	December 15, 2005	Chicago	3	NASHVILLE	5
	December 21, 2005	NASHVILLE	6	Chicago	1
	January 8, 2006	NASHVILLE	5	Chicago	1
	February 4, 2006	Chicago	0	NASHVILLE	6
	March 1, 2006	Nashville	0	CHICAGO	3
	April 5, 2006	Nashville	3	CHICAGO	4
	April 8, 2006	Chicago	1	NASHVILLE	2 SO
2006-07	October 5, 2006	CHICAGO	8	Nashville	6
	October 12, 2006	Nashville	1	CHICAGO	3
	December 2, 2006	CHICAGO	4	Nashville	3 OT
	December 20, 2006	NASHVILLE	2	Chicago	1
	January 5, 2007	NASHVILLE	8	Chicago	3
	January 20, 2007	Chicago	3	NASHVILLE	6
	January 26, 2007	NASHVILLE	3	Chicago	1
	April 3, 2007	CHICAGO	3	Nashville	2 SO
2007-08	November 4, 2007	NASHVILLE	5	Chicago	2
	November 15, 2007	Chicago	4	NASHVILLE	5 OT
	December 19, 2007	Nashville	2	CHICAGO	5
	December 26, 2007	Nashville	2	CHICAGO	5
	January 13, 2008	CHICAGO	3	Nashville	2 SO
	February 14, 2008	CHICAGO	6	Nashville	1
	March 22, 2008	Chicago	1	NASHVILLE	2 SO
	April 4, 2008	Nashville	1	CHICAGO	3
2008-09	October 13, 2008	NASHVILLE	3	Chicago	2 SO
	January 10, 2009	Chicago	1	NASHVILLE	4
	January 11, 2009	Nashville	1	CHICAGO	3
	February 24, 2009	Chicago	3	NASHVILLE	5
	April 3, 2009	Nashville	1	CHICAGO	3
	April 7, 2009	CHICAGO	4	Nashville	2
2009-10	October 15, 2009	CHICAGO	3	Nashville	1
	October 24, 2009	Nashville	0	CHICAGO	2
	October 29, 2009	Chicago	0	NASHVILLE	2
	December 4, 2009	NASHVILLE	4	Chicago	1
	December 26, 2009	CHICAGO	4	Nashville	1
	December 27, 2009	Nashville	4	CHICAGO	5

	OVERALL	AT NASHVILLE	AT CHICAGO
<b>Current Trend</b>	2 Chicago wins (12/26-12/27/09)	1 Chicago win (12/26/09)	1 Chicago win (12/27/09)
<b>Last Win</b>	12/4/09 (4-1)	10/29/09 (0-2)	12/4/09 (4-1)
<b>Last Loss</b>	12/27/09 (4-5)	12/26/09 (1-4)	12/27/09 (4-5)
<b>Last Tie</b>	3/1/04 (2-2 OT)	3/1/04 (2-2 OT)	10/10/99 (3-3 OT)
<b>Overtime Record</b>	6-3-4	4-3-3	2-0-1
<b>Longest Unbeaten Streak</b>	8 (7-0-1-0, 3/1/04-2/4/06)	6 (5-0-1-0, 3/1/04-4/8/06)	4 (twice, last 4-0-0, 12/20/06-11/4/07)
<b>Longest Winning Streak</b>	7 (3/30/04-2/4/06)	5 (3/30/04-4/8/06)	4 (12/20/06-11/4/07)
<b>Longest Winless Streak</b>	5 (0-4-1-0, 3/27/03-3/1/04)	3 (0-3-0-0, 12/1/00-10/18/01)	5 (0-5-0-0, 11/17/02-2/11/04)
<b>Longest Losing Streak</b>	4 (three times, last 4/3-10/24/09)	3 (12/1/00-10/18/01)	5 (11/17/02-2/11/04)
<b>Most Goals by Nashville</b>	8 (1/5/07, 8-3)	6 (four times, last 1/20/07, 6-3)	8 (1/5/07, 8-3)
<b>Most Goals by Chicago</b>	8 (10/5/06, 6-8)	8 (10/5/06, 6-8)	5 (five times, last 12/27/09, 4-5)
<b>Most Goals by Both Teams</b>	14 (10/5/06, 6-8)	14 (10/5/06, 6-8)	11 (1/5/07, 8-3)
<b>Last Five Games</b>	2-3-0	2-3-0	1-4-0
<b>Last Ten Games</b>	3-7-0	5-4-1	3-7-0

2/16/04: Acquired forward Steve Sullivan for a second-round selection in the 2004 NHL Entry Draft (Ryan Garlock) and a second-round selection in the 2005 NHL Entry Draft (Michael Blunden).  
2/24/09: Nashville scored four goals in the third period, erasing a two-goal deficit to win 5-3 at Bridgestone Arena... 1/10/09: Steve Sullivan played his first game since Feb. 22, 2007 in a 4-1 victory at Bridgestone Arena... 11/15/07: Martin Erat scored the overtime game winner 19 seconds into the extra session to seal a 5-4 come-from-behind win at Bridgestone Arena... 1/20/07: David Legwand notched his first career hat trick (3g-1a) and four points total in a 6-3 win at Bridgestone Arena... 1/5/07: Paul Kariya put up four points (1g-3a) in an 8-3 win at Chicago... 10/5/06: Nashville and Chicago combined for 14 goals in an 8-6 Blackhawks victory at Bridgestone Arena. The goal total was the most-ever at Bridgestone Arena, and Chicago's eight goals were the most scored against Nashville on home ice... 10/25/05: Nashville posted a record 95 penalty minutes in a 5-3 win over Chicago at Bridgestone Arena. Jeremy Stevenson set an individual single-game record with 35 penalty minutes... 3/1/03: Scott Walker scored at 2:49 of overtime to give Nashville a 5-4 victory at Bridgestone Arena... 3/22/01: Tomas Vokoun stopped Alexei Zhamnov on a penalty-shot attempt and Mark Eaton scored the game-winning goal 1:54 into overtime in a 2-1 win at the United Center... 11/10/99: Rob Valicewic scored the first hat trick in Predators history in a 4-2 win... 10/24/98: Scott Walker scored the first shorthanded goal in franchise history in a 5-4 loss at Chicago.

2010-11 Schedule		
	11/13/10: Chicago at Nashville	10/13/10: Nashville at Chicago
	1/15/11: Chicago at Nashville	12/22/10: Nashville at Chicago
	2/24/11: Chicago at Nashville	1/16/11: Nashville at Chicago



# NHL & OPPONENTS

## COLORADO AVALANCHE

### 2009-10 SEASON SERIES

#### @ NASHVILLE

Date	Score	W/ Goal
04 Feb '10	COL 3 @ NSH 5	Patric Hornqvist
08 Oct '09	COL 2 @ NSH 3	Patric Hornqvist

#### GOALS BY PERIOD

	1st	2nd	3rd	OT	Total
Nashville	2	7	3	1	13
Colorado	2	6	2	0	10

#### INDIVIDUAL SCORING

PLAYER	PREDATORS							
	GP	G	A	P	+/-	PIM	PP	SH
Jason Arnott	4	2	7	9	5	0	0	0
Patric Hornqvist	4	4	3	7	3	6	2	0
Shea Weber	4	1	4	5	3	0	1	0
Steve Sullivan	4	1	2	3	4	9	1	0
Ryan Suter	4	0	3	3	4	2	0	0
David Legwand	4	1	1	2	1	2	0	0
J.P. Dumont	3	1	1	2	-1	2	1	0
Marcel Goc	4	1	0	1	0	2	0	0
Cody Franson	2	1	0	1	0	0	1	0
Joel Ward	2	1	0	1	0	2	0	0
Francis Bouillon	4	0	1	1	-1	2	0	0
Martin Erat	4	0	1	1	0	4	0	0
Jerred Smithson	4	0	1	1	0	0	0	0
Jordin Tootoo	3	0	1	1	0	0	0	0
Dan Hamhuis	4	0	0	0	0	2	0	0
Kevin Klein	4	0	0	0	1	4	0	0
Ryan Jones	3	0	0	0	-1	2	0	0
Wade Belak	2	0	0	0	0	7	0	0
Michael Santorelli	2	0	0	0	-1	0	0	0
Triston Grant	1	0	0	0	0	4	0	0
Ben Guite	1	0	0	0	0	0	0	0
Teemu Laakso	1	0	0	0	0	0	0	0
Cal O'Reilly	1	0	0	0	-1	0	0	0
Nick Spaling	1	0	0	0	0	0	0	0
Alexander Sulzer	1	0	0	0	-1	0	0	0
Andreas Thuresson	1	0	0	0	-1	0	0	0

Power Play: 6-15 40.0% / Penalty Killing: 13-19 68.4%

#### GOALTENDING

##### PREDATORS

	GP	Min	W-L-OT	GA	SA	SV	GAA	SV%
Pekka Rinne	3	182	2-1-0	8	71	63	2.64	.887
Dan Ellis	1	60	1-0-0	2	24	22	2.00	.917

##### AVALANCHE

	GP	Min	W-L-OT	GA	SA	SV	GAA	SV%
Craig Anderson	4	241	1-2-1	13	130	117	3.23	.900

#### @ COLORADO

Date	Score	W/ Goal
22 Jan '10	NSH 1 @ COL 2	Brandon Yip
25 Nov '09 *	NSH 4 @ COL 3	David Legwand

\* overtime \*\* shootout

#### SHOTS BY PERIOD

	1st	2nd	3rd	OT	Total
Nashville	45	40	41	4	130
Colorado	22	42	31	0	95

#### AVALANCHE

PLAYER	GP	G	A	P	+/-	PIM	PP	SH
Milan Hejduk	2	1	2	3	-1	0	1	0
John-Michael Liles	4	0	3	3	-2	4	0	0
Matt Duchene	4	2	0	2	-1	2	2	0
Marek Svatos	3	2	0	2	-2	2	1	0
Kyle Quincey	4	1	1	2	-1	2	1	0
Ryan Wilson	2	1	1	2	1	0	0	0
Chris Stewart	4	0	2	2	2	2	0	0
Darcy Tucker	4	0	2	2	0	0	0	0
Cody McLeod	4	1	0	1	-2	2	0	0
Brandon Yip	2	1	0	1	-1	2	1	0
Justin Mercier	1	1	0	1	1	0	0	0
Paul Stastny	4	0	1	1	-1	4	0	0
Kyle Cumiskey	3	0	1	1	0	2	0	0
Brett Clark	2	0	1	1	0	2	0	0
Chris Durno	2	0	1	1	1	0	0	0
TJ Hensick	1	0	1	1	-2	0	0	0
David Jones	1	0	1	1	0	0	0	0
Ryan Stoa	1	0	1	1	0	0	0	0
T.J. Galiardi	4	0	0	0	-1	2	0	0
Scott Hannan	4	0	0	0	-2	0	0	0
Ryan O'Reilly	4	0	0	0	-1	0	0	0
Wojtek Wolski	4	0	0	0	0	9	0	0
Adam Foote	2	0	0	0	-1	0	0	0
David Koci	2	0	0	0	0	7	0	0
Matt Hendricks	1	0	0	0	0	0	0	0
Wes O'Neill	1	0	0	0	0	0	0	0
Tom Preissing	1	0	0	0	0	0	0	0
Ruslan Salei	1	0	0	0	-1	0	0	0

Power Play: 6-19 31.6% / Penalty Killing: 9-15 60.0%





Season	OVERALL								HOME								ROAD							
	GP	W	L	OT	PTS	GF	GA	GP	W	L	OT	PTS	GF	GA	GP	W	L	OT	PTS	GF	GA			
1998-99	4	1	2	1	3	9	13	2	1	0	1	3	7	6	2	0	2	0	0	2	7	7		
1999-00	4	0	2	2	2	8	11	2	0	1	1	1	4	5	2	0	1	1	1	4	6			
2000-01	4	1	2	1	3	8	12	2	1	1	0	2	6	7	2	0	1	1	1	2	5			
2001-02	4	1	2	1	3	14	16	2	0	1	1	1	8	9	2	1	1	0	2	6	7			
2002-03	4	1	2	1	3	9	14	2	0	2	0	0	4	10	2	1	0	1	3	5	4			
2003-04	4	3	1	0	6	12	11	2	1	1	0	2	7	8	2	2	0	0	4	5	3			
2005-06	4	3	1	0	6	12	12	2	2	0	0	4	7	5	2	1	1	0	2	5	7			
2006-07	4	2	2	0	4	11	11	2	1	1	0	2	4	5	2	1	1	0	2	7	6			
2007-08	4	2	2	0	4	10	5	2	1	1	0	2	5	2	2	1	1	0	2	5	3			
2008-09	4	1	3	0	2	5	10	2	1	1	0	2	4	4	2	0	2	0	2	1	6			
2009-10	4	3	1	0	6	13	10	2	2	0	0	4	8	5	2	1	1	0	2	5	5			
<b>Totals</b>	<b>44</b>	<b>18</b>	<b>20</b>	<b>6</b>	<b>42</b>	<b>111</b>	<b>125</b>	<b>22</b>	<b>10</b>	<b>9</b>	<b>3</b>	<b>23</b>	<b>64</b>	<b>66</b>	<b>22</b>	<b>8</b>	<b>11</b>	<b>3</b>	<b>19</b>	<b>47</b>	<b>59</b>			

OT column includes both ties and overtime losses in 1999-00 (one home tie and one road tie), 2000-01 (one road OTL), 2001-02 (one home tie), 2002-03 (one road tie) and 2003-04. OT column includes ties in 1998-99 (one home tie).

DATE	VISITOR	HOME
2005-06	October 12, 2005	NASHVILLE 5 Colorado 4
	December 20, 2005	Colorado 2 NASHVILLE 3
	January 3, 2006	Nashville 0 COLORADO 3
	February 2, 2006	Colorado 3 NASHVILLE 4 OT
2006-07	November 11, 2006	Colorado 0 NASHVILLE 1
	January 1, 2007	COLORADO 5 Nashville 3
	January 30, 2007	Nashville 3 COLORADO 4
	April 7, 2007	NASHVILLE 4 Colorado 2

DATE	VISITOR	HOME
2007-08	October 4, 2007	Colorado 0 NASHVILLE 4
	December 13, 2007	COLORADO 2 Nashville 1
	December 15, 2007	Nashville 1 COLORADO 3
	January 22, 2008	NASHVILLE 4 Colorado 0
2008-09	November 8, 2008	Nashville 0 COLORADO 1
	December 4, 2008	Colorado 2 NASHVILLE 3
	December 29, 2008	Nashville 1 COLORADO 5
	January 6, 2009	COLORADO 2 Nashville 1
2009-10	October 8, 2009	Colorado 2 NASHVILLE 3
	November 25, 2009	NASHVILLE 4 Colorado 3 OT
	January 22, 2010	Nashville 1 COLORADO 2
	February 4, 2010	Colorado 3 NASHVILLE 5

	OVERALL	AT NASHVILLE	AT COLORADO
<b>Current Trend</b>	1 Nashville win (2/4/10)	2 Nashville wins (10/8/09-2/4/10)	1 Colorado win (1/22/10)
<b>Last Win</b>	2/4/10 (5-3)	2/4/10 (5-3)	11/25/09 (4-3 OT)
<b>Last Loss</b>	1/22/10 (1-2)	1/6/09 (1-2)	1/22/10 (1-2)
<b>Last Tie</b>	11/21/02 (1-1 OT)	1/1/02 (4-4 OT)	11/21/02 (1-1 OT)
<b>Overtime Record</b>	4-1-5	2-0-3	2-1-2
<b>Longest Unbeaten Streak</b>	5 (5-0-0, 11/24/03-12/20/05)	4 (4-0-0, 1/8/04-11/11/06)	5 (4-0-1-0, 11/10/02-10/12/05)
<b>Longest Winning Streak</b>	5 (11/24/03-12/20/05)	4 (1/8/04-11/11/06)	3 (11/24/03-10/12/05)
<b>Longest Winless Streak</b>	8 (0-4-3-1, 2/19/99-10/25/00)	6 (0-5-1-0, 1/27/01-10/25/03)	6 (0-4-1-1, 2/27/99-12/29/00)
<b>Longest Losing Streak</b>	3 (2/27-10/5/99)	4 (3/17/02-10/25/03)	3 (2/27/99-1/11/00)
<b>Most Goals by Nashville</b>	5 (four times, last 2/4/10, 5-3)	5 (twice, last 2/4/10, 5-3)	5 (twice, last 10/12/05, 5-4)
<b>Most Goals by Colorado</b>	7 (1/1/03, 3-7)	7 (1/1/03, 3-7)	5 (twice, last 12/29/08, 1-5)
<b>Most Goals by Both Teams</b>	10 (1/1/03, 3-7)	10 (1/1/03, 3-7)	9 (10/12/05, 5-4)
<b>Last Five Games</b>	3-2-0	3-2-0	2-3-0
<b>Last Ten Games</b>	5-5-0	7-3-0	4-6-0
<b>Last Transaction</b>	6/30/03: Acquired a third-round selection in the 2004 NHL Entry Draft (traded to Ottawa; Ottawa selected Peter Regin) for defenseman Karlis Skarstins.		
<b>Series Notes</b>	2/4/10: Jason Arnott notched four points (1g-4a), while Patric Hornqvist registered two goals and an assist in a 5-3 victory at Bridgestone Arena... 11/25/09: David Legwand scored 3:07 into overtime and both Shea Weber (1g-1a) and Jason Arnott (2a) had two points in a 4-3 win at the Pepsi Center... 10/8/09: Patric Hornqvist scored twice in a span of 2:17 of the third period to lift the Predators to a 3-2 victory in the 2009-10 home opener at Bridgestone Arena... 12/4/08: David Legwand scored the game-winning goal with 0.3 left in the first period, and became Nashville's all-time leader in games played (574) in a 3-2 victory at Bridgestone Arena... 10/4/07: Chris Mason stopped 35 shots as Nashville shut out Colorado 4-0 in the 2007-08 season opener at the Arena... 11/11/06: Chris Mason stopped 42 shots as Nashville blanked the Avalanche 1-0 at Bridgestone Arena... 1/8/04: Jason York scored the overtime game winner (1:12) in a 4-3 win... 1/1/03: Peter Forsberg registered six points (1g-5a) in a 7-3 Avalanche victory at Bridgestone Arena, setting the building record for points in a game... 1/27/01: Colorado held Nashville to a franchise-record low nine shots on goal in the Avalanche's 5-1 win... 12/26/00: Scott Walker recorded the Predators' first-ever hat trick at Bridgestone Arena... 2/19/99: Joe Sakic recorded the first hat trick against Nashville in a 4-4 tie at Bridgestone Arena.		
<b>2010-11 Schedule</b>	2/12/11: Colorado at Nashville	3/12/11: Colorado at Nashville	1/20/11: Nashville at Colorado 3/31/11: Nashville at Colorado



# NHL & OPPONENTS

## COLUMBUS BLUE JACKETS

### 2009-10 SEASON SERIES

@ NASHVILLE			
Date	Score	W/ Goal	
20 Mar '10 *	CBJ 0 @ NSH 1	Cody Franson	
10 Dec '09 **	CBJ 3 @ NSH 4	Steve Sullivan	
21 Nov '09 **	CBJ 3 @ NSH 4	David Legwand	

### GOALS BY PERIOD

	1st	2nd	3rd	OT	Total
Nashville	3	7	4	2	16
Columbus	4	5	4	0	13

### INDIVIDUAL SCORING

PREDATORS									
PLAYER	GP	G	A	P	+/-	PIM	PP	SH	
Martin Erat	5	3	4	7	5	0	1	0	
David Legwand	6	2	3	5	2	2	0	1	
Steve Sullivan	6	3	1	4	2	2	0	0	
Shea Weber	6	0	4	4	3	4	0	0	
Kevin Klein	5	0	3	3	1	2	0	0	
Jason Arnott	6	2	0	2	3	10	1	0	
Patric Hornqvist	6	2	0	2	1	0	0	0	
Ryan Jones	4	1	1	2	2	4	0	0	
Francis Bouillon	6	0	2	2	2	2	0	0	
Ryan Suter	6	0	2	2	3	2	0	0	
Joel Ward	5	0	2	2	-1	4	0	0	
Cody Franson	4	1	0	1	1	0	0	0	
Dave Scatchard	2	1	0	1	0	0	0	0	
Andreas Thuesson	1	1	0	1	0	0	0	0	
Dan Hamhuis	6	0	1	1	2	4	0	0	
Jordin Tootoo	4	0	1	1	0	0	0	0	
Colin Wilson	1	0	1	1	1	0	0	0	
J.P. Dumont	6	0	0	0	0	2	0	0	
Marcel Goc	5	0	0	0	1	0	0	0	
Jerred Smithson	5	0	0	0	-2	0	0	0	
Wade Belak	4	0	0	0	0	2	0	0	
Alexander Sulzer	3	0	0	0	0	0	0	0	
Michael Santorelli	2	0	0	0	0	0	0	0	
Nick Spaling	2	0	0	0	0	0	0	0	
Dustin Boyd	1	0	0	0	0	0	0	0	
Cal O'Reilly	1	0	0	0	0	0	0	0	

Power Play: 2-24 8.3% / Penalty Killing: 16-21 76.2%

### GOALTENDING

#### PREDATORS

	GP	Min	W-L-OT	GA	SA	SV	GAA	SV%
Pekka Rinne	4	251	3-1-0	9	110	101	2.15	.918
Dan Ellis	2	120	2-0-0	4	63	59	2.00	.937

#### BLUE JACKETS

	GP	Min	W-L-OT	GA	SA	SV	GAA	SV%
Steve Mason	4	246	1-1-2	11	142	131	2.69	.923
Mathieu Garon	2	125	0-0-2	5	68	63	2.39	.926

@ COLUMBUS			
Date	Score	W/ Goal	
26 Jan '10	NSH 2 @ CBJ 3	Fredrik Modin	
31 Dec '09 *	NSH 2 @ CBJ 1	David Legwand	
14 Dec '09	NSH 5 @ CBJ 3	Steve Sullivan	

\* overtime \*\* shootout

### SHOTS BY PERIOD

	1st	2nd	3rd	OT	Total
Nashville	66	69	65	10	210
Columbus	62	57	51	3	173

BLUE JACKETS									
PLAYER	GP	G	A	P	+/-	PIM	PP	SH	
R.J. Umberger	6	3	2	5	-1	0	0	0	
Kristian Huselius	6	1	3	4	-1	0	1	0	
Derick Brassard	6	1	2	3	-1	6	0	0	
Rick Nash	6	1	2	3	0	4	0	0	
Anton Stralman	6	1	2	3	2	4	1	0	
Jakub Voracek	6	1	2	3	-4	0	1	0	
Kris Russell	5	1	2	3	-2	0	0	0	
Fedor Tyutin	6	0	3	3	0	0	0	0	
Raffi Torres	5	2	0	2	-1	0	1	0	
Antoine Vermette	6	1	1	2	-2	4	1	0	
Fredrik Modin	3	1	0	1	0	0	0	0	
Mike Commodore	5	0	1	1	-4	8	0	0	
Jan Hejda	5	0	1	1	-4	2	0	0	
Jason Chimera	3	0	1	1	-2	0	0	0	
Milan Jurcina	2	0	1	1	1	2	0	0	
Jared Boll	6	0	0	0	-1	4	0	0	
Samuel Pahlsson	6	0	0	0	0	2	0	0	
Marc Methot	4	0	0	0	-3	2	0	0	
Chris Clark	3	0	0	0	1	2	0	0	
Derek Dorsett	3	0	0	0	-1	4	0	0	
Andrew Murray	3	0	0	0	-1	0	0	0	
Mike Blunden	2	0	0	0	0	0	0	0	
Rostislav Klesla	1	0	0	0	-1	2	0	0	
Derek MacKenzie	1	0	0	0	0	0	0	0	
Nathan Paetsch	1	0	0	0	0	0	0	0	
Alexandre Picard	1	0	0	0	-1	0	0	0	
Mathieu Roy	1	0	0	0	-1	0	0	0	

Power Play: 5-21 23.8% / Penalty Killing: 22-24 91.7%



Season	OVERALL						HOME						ROAD									
	GP	W	L	OT	PTS	GF	GA	GP	W	L	OT	PTS	GF	GA	GP	W	L	OT	PTS	GF	GA	
2000-01	5	2	3	0	4	10	15	3	1	2	0	2	6	11	2	1	1	0	2	4	4	4
2001-02	5	3	2	0	6	10	9	2	2	0	0	4	5	3	3	2	0	2	5	5	6	
2002-03	5	3	1	1	7	15	6	3	2	0	1	5	9	3	2	1	1	0	2	6	3	
2003-04	6	4	1	1	9	21	17	3	2	0	1	5	9	7	3	2	1	0	4	12	10	
2005-06	8	5	2	1	11	34	23	4	3	1	0	6	20	10	4	2	1	1	5	14	13	
2006-07	8	8	0	0	16	28	12	4	4	0	0	8	12	3	4	4	0	0	8	16	9	
2007-08	8	7	0	1	15	25	12	4	4	0	0	8	15	8	4	3	0	1	7	10	4	
2008-09	6	3	2	1	7	20	18	3	3	0	0	6	15	9	3	0	2	1	1	5	9	
2009-10	6	5	1	0	10	18	13	3	3	0	0	6	9	6	3	2	1	0	4	9	7	
<b>Totals</b>	<b>57</b>	<b>40</b>	<b>12</b>	<b>5</b>	<b>85</b>	<b>181</b>	<b>125</b>	<b>29</b>	<b>24</b>	<b>3</b>	<b>2</b>	<b>50</b>	<b>100</b>	<b>60</b>	<b>28</b>	<b>16</b>	<b>9</b>	<b>3</b>	<b>35</b>	<b>81</b>	<b>65</b>	

OT column includes both ties and overtime losses in 1999-00, 2000-01, 2001-02, 2002-03 (one home tie) and 2003-04 (one home OTL).

OT column includes both overtime losses and shootout losses in 2005-06 (one road OTL).

DATE	VISITOR	HOME	DATE	VISITOR	HOME								
2005-06	October 26, 2005	Nashville	2	COLUMBUS	3	OT	2007-08	November 10, 2007	Columbus	3	NASHVILLE	4	SO
	November 23, 2005	NASHVILLE	4	Columbus	2			November 12, 2007	NASHVILLE	4	Columbus	1	
	December 17, 2005	Columbus	3	NASHVILLE	7			December 23, 2007	NASHVILLE	3	Columbus	1	
	December 23, 2005	NASHVILLE	5	Columbus	4			December 27, 2007	Columbus	3	NASHVILLE	4	
	January 21, 2006	Columbus	2	NASHVILLE	7			January 12, 2008	Nashville	1	COLUMBUS	2	SO
	January 28, 2006	Nashville	3	COLUMBUS	4			January 31, 2008	Columbus	2	NASHVILLE	4	
	February 11, 2006	Columbus	2	NASHVILLE	5			March 25, 2008	Columbus	0	NASHVILLE	3	
	April 3, 2006	COLUMBUS	3	Nashville	1			March 28, 2008	NASHVILLE	2	Columbus	0	
2006-07	November 15, 2006	NASHVILLE	5	Columbus	4		2008-09	October 17, 2008	Nashville	3	COLUMBUS	5	
	November 18, 2006	Columbus	2	NASHVILLE	4			October 18, 2008	Columbus	3	NASHVILLE	6	
	November 20, 2006	NASHVILLE	3	Columbus	1			December 11, 2008	Nashville	1	COLUMBUS	2	SO
	January 12, 2007	Columbus	0	NASHVILLE	2			March 5, 2009	Columbus	2	NASHVILLE	4	
	January 13, 2007	NASHVILLE	4	Columbus	1			March 31, 2009	Nashville	1	COLUMBUS	2	
	January 18, 2007	Columbus	0	NASHVILLE	4			April 4, 2009	Columbus	4	NASHVILLE	5	SO
	February 25, 2007	NASHVILLE	4	Columbus	3	SO	2009-10	November 21, 2009	Columbus	3	NASHVILLE	4	SO
	March 10, 2007	Columbus	1	NASHVILLE	2			December 10, 2009	Columbus	3	NASHVILLE	4	SO
								December 14, 2009	NASHVILLE	5	Columbus	3	
								December 31, 2009	NASHVILLE	2	Columbus	1	OT
								January 26, 2010	Nashville	2	COLUMBUS	3	
								March 20, 2010	Columbus	0	NASHVILLE	1	OT

	OVERALL	AT NASHVILLE	AT COLUMBUS
<b>Current Trend</b>	1 Nashville win (3/20/10)	14 Nashville wins (11/18/06-3/20/10)	1 Columbus win (1/26/10)
<b>Last Win</b>	3/20/10 (1-0 OT)	3/20/10 (1-0 OT)	12/31/09 (2-1 OT)
<b>Last Loss</b>	1/26/10 (2-3)	4/3/06 (1-3)	1/26/10 (2-3)
<b>Last Tie</b>	11/16/02 (1-1 OT)	11/16/02 (1-1 OT)	None
<b>Overtime Record</b>	8-4-1	5-1-1	3-3-0
<b>Longest Unbeaten Streak</b>	12 (12-0-0, 11/15/06-12/27/07)	14 (14-0-0, 11/18/06-3/20/10)	6 (6-0-0, 11/15/06-12/23/07)
<b>Longest Winning Streak</b>	12 (11/15/06-12/27/07)	14 (11/18/06-3/20/10)	6 (11/15/06-12/23/07)
<b>Longest Winless Streak</b>	3 (0-1-2, 2/16/04-10/26/05)	None	3 (0-2-1, 10/17/08-3/31/09)
<b>Longest Losing Streak</b>	3 (2/16/04-10/26/05)	None	3 (10/17/08-3/31/09)
<b>Most Goals by Nashville</b>	7 (twice, last 1/21/06, 7-2)	7 (twice, last 1/21/06, 7-2)	6 (1/29/04, 6-4)
<b>Most Goals by Columbus</b>	5 (three times, last 10/17/08, 3-5)	5 (twice, last 3/1/01, 2-5)	5 (10/17/08, 3-5)
<b>Most Goals by Both Teams</b>	10 (twice, last 12/17/05, 7-3)	10 (12/17/05, 7-3)	10 (1/29/04, 6-4)
<b>Last Five Games</b>	4-1-0	5-0-0	2-2-1
<b>Last Ten Games</b>	7-2-1	10-0-0	5-3-2
<b>Last Transaction</b>	5/23/01: Nashville claimed forward Bill Bowler on waivers from Columbus.		
<b>Series Notes</b>	3/20/10: Pekka Rinne notched his second consecutive shutout and Cody Franson scored at 1:54 of overtime as Nashville extended its home winning streak over the Blue Jackets to an NHL-high 14 games... 12/31/09: David Legwand scored the third-fastest overtime goal in franchise history (0:28), and Dan Ellis stopped 31 shots in a 2-1 win at Nationwide Arena... 12/14/09: Steve Sullivan notched his fourth hat trick as a Predator, and seventh career three-plus goal game in a 5-3 victory at Nationwide Arena. The hat trick came just six days after Martin Erat had three goals against Vancouver, marking the fastest two hat tricks in franchise history... 10/18/08: Shea Weber posted a career-high four points (1g-3a) in a 6-3 victory at Bridgestone Arena... 3/28/08: Dan Ellis stopped all 43 shots he faced, finishing off back-to-back shutouts over the Blue Jackets. It was part of the longest shutout streak in franchise history. It was also a franchise record for saves in a shutout victory... 3/25/08: Dan Ellis stopped all 36 shots he faced in a 3-0 Nashville victory at Bridgestone Arena... 1/31/08: J.P. Dumont extended a point streak to a franchise-record 16 games in a 4-2 victory at Bridgestone Arena... 12/27/07: Nashville won its 12th consecutive game over Columbus, a 4-3 victory at Bridgestone Arena... 12/23/07: J.P. Dumont scored the game-winning goal with 37 seconds remaining in regulation in a 3-1 victory at Nationwide Arena... 12/17/05: The Predators set a franchise record with six goals in the second period en route to a 7-3 win at Bridgestone Arena.		
<b>2010-11 Schedule</b>		1/27/11: Columbus at Nashville	11/22/10: Nashville at Columbus
		2/27/11: Columbus at Nashville	12/1/10: Nashville at Columbus
		4/8/11: Columbus at Nashville	2/22/11: Nashville at Columbus



# NHL & OPPONENTS

## DALLAS STARS

### 2009-10 SEASON SERIES

#### @ NASHVILLE

Date	Score	W/ Goal
23 Mar '10	DAL 3 @ NSH 1	Loui Eriksson
31 Oct '09	DAL 2 @ NSH 4	Patric Hornqvist

#### GOALS BY PERIOD

	1st	2nd	3rd	OT	Total
Nashville	2	2	3	0	7
Dallas	5	4	4	0	13

#### INDIVIDUAL SCORING

##### PREDATORS

PLAYER	GP	G	A	P	+/-	PIM	PP	SH
Steve Sullivan	4	2	1	3	-2	0	0	0
J.P. Dumont	3	0	3	3	0	2	0	0
Shea Weber	4	2	0	2	-2	0	1	0
Patric Hornqvist	4	1	1	2	-2	2	0	0
Jason Arnott	2	1	1	2	-2	0	1	0
Dan Hamhuis	4	0	2	2	-1	4	0	0
Kevin Klein	4	1	0	1	0	4	0	0
David Legwand	4	0	1	1	0	2	0	0
Ryan Suter	4	0	1	1	-1	4	0	0
Michael Santorelli	3	0	1	1	0	2	0	0
Joel Ward	2	0	1	1	2	0	0	0
Francis Bouillion	4	0	0	0	-3	2	0	0
Jerred Smithson	4	0	0	0	-1	2	0	0
Martin Erat	3	0	0	0	0	4	0	0
Marcel Goc	3	0	0	0	0	4	0	0
Colin Wilson	3	0	0	0	-1	0	0	0
Wade Belak	2	0	0	0	-1	0	0	0
Cody Franson	2	0	0	0	0	0	0	0
Ben Guite	2	0	0	0	-1	2	0	0
Ryan Jones	2	0	0	0	-1	2	0	0
Teemu Laakso	2	0	0	0	-1	0	0	0
Dustin Boyd	1	0	0	0	-1	2	0	0
Cal O'Reilly	1	0	0	0	0	0	0	0
Peter Olvecky	1	0	0	0	0	0	0	0
Dave Scatchard	1	0	0	0	-1	2	0	0
Nick Spaling	1	0	0	0	-1	0	0	0
Andreas Thuresson	1	0	0	0	0	0	0	0
Jordin Tootoo	1	0	0	0	-1	0	0	0

Power Play: 2-16 12.5% / Penalty Killing: 14-18 77.8%

#### GOALTENDING

##### PREDATORS

	GP	Min	W-L-OT	GA	SA	SV	GAA	SV%
Dan Ellis	2	72	1-0-0	5	43	38	4.19	.884
Pekka Rinne	3	172	1-1-0	8	66	58	2.79	.879

##### STARS

	GP	Min	W-L-OT	GA	SA	SV	GAA	SV%
Marty Turco	2	125	1-0-1	2	55	53	0.96	.964
Kari Lehtonen	1	60	1-0-0	1	35	34	1.00	.971
Alex Auld	1	59	0-1-0	4	33	29	4.04	.879

#### @ DALLAS

Date	Score	W/ Goal
14 Oct '09	NSH 0 @ DAL 6	Brenden Morrow
03 Oct '09 **	NSH 3 @ DAL 2	Michael Santorelli

\* overtime \*\* shootout

#### SHOTS BY PERIOD

	1st	2nd	3rd	OT	Total
Nashville	44	38	38	3	123
Dallas	33	39	32	5	109

##### STARS

PLAYER	GP	G	A	P	+/-	PIM	PP	SH
Brad Richards	4	1	6	7	3	2	0	0
James Neal	4	2	4	6	1	0	1	0
Loui Eriksson	4	3	2	5	3	0	1	0
Brenden Morrow	4	2	1	3	-1	4	1	0
Jamie Benn	4	0	2	2	-1	2	0	0
Mike Ribeiro	4	0	2	2	-1	6	0	0
Fabian Brunstrom	3	0	2	2	2	2	0	0
Trevor Daley	4	1	0	1	2	2	0	0
Matt Niskanen	4	1	0	1	0	0	0	0
Toby Petersen	4	1	0	1	1	0	0	0
Steve Ott	3	1	0	1	2	2	1	0
Brian Sutherby	2	1	0	1	2	2	0	0
Karlis Skrastins	4	0	1	1	4	0	0	0
Tom Wandell	3	0	1	1	1	0	0	0
Jere Lehtinen	2	0	1	1	1	2	0	0
Brandon Segal	1	0	1	1	0	0	0	0
Krystofer Barch	4	0	0	0	0	2	0	0
Nicklas Grossman	4	0	0	0	1	4	0	0
Stephane Robidas	4	0	0	0	0	2	0	0
Jeff Woywitka	3	0	0	0	0	0	0	0
Mark Fistric	2	0	0	0	1	4	0	0
Mike Modano	1	0	0	0	0	2	0	0

Power Play: 4-18 22.2% / Penalty Killing: 14-16 87.5%



GM: Joe Nieuwendyk

Head Coach: Marc Crawford

PR: Rob Scichilli, Graham Clark

Season	OVERALL							HOME							ROAD							
	GP	W	L	OT	PTS	GF	GA	GP	W	L	OT	PTS	GF	GA	GP	W	L	OT	PTS	GF	GA	
1998-99	4	1	3	0	2	5	9	2	0	2	0	0	3	7	2	1	1	0	2	2	2	2
1999-00	4	2	2	0	4	9	10	2	2	0	0	4	8	4	2	0	2	0	0	1	6	
2000-01	4	0	3	1	1	5	12	2	0	2	0	0	1	3	2	0	1	1	1	4	9	
2001-02	4	2	2	0	4	7	9	2	2	0	0	4	6	2	2	0	2	0	0	1	7	
2002-03	4	3	1	0	6	10	6	2	2	0	0	4	8	3	2	1	1	0	2	2	3	
2003-04	4	0	3	1	1	6	13	2	0	1	1	2	4	2	0	2	0	0	4	9	3	
2005-06	4	1	3	0	2	9	12	2	1	1	0	2	6	6	2	0	2	0	0	3	6	
2006-07	4	1	3	0	2	6	11	2	1	1	0	2	5	6	2	0	2	0	0	1	5	
2007-08	4	3	1	0	6	12	8	2	1	1	0	2	8	7	2	2	0	0	4	4	1	
2008-09	4	2	2	0	4	11	11	2	2	0	0	4	6	1	2	0	2	0	0	5	10	
2009-10	4	2	2	0	4	8	13	2	1	1	0	2	5	5	2	1	1	0	2	3	8	
<b>Totals</b>	<b>44</b>	<b>17</b>	<b>25</b>	<b>2</b>	<b>36</b>	<b>88</b>	<b>114</b>	<b>22</b>	<b>12</b>	<b>9</b>	<b>1</b>	<b>25</b>	<b>58</b>	<b>48</b>	<b>22</b>	<b>5</b>	<b>16</b>	<b>1</b>	<b>11</b>	<b>30</b>	<b>66</b>	

OT column includes both ties and overtime losses in 1999-00, 2000-01 (one road OTL), 2001-02, 2002-03 and 2003-04 (one home tie). OT column includes ties in 1998-99.

DATE	VISITOR	HOME	DATE	VISITOR	HOME
<b>2005-06</b>	November 10, 2005	Dallas 3 NASHVILLE 5	<b>2007-08</b>	October 6, 2007	Dallas 1 NASHVILLE 5
	November 26, 2005	DALLAS 3 Nashville 1		December 31, 2007	NASHVILLE 1 Dallas 0
	February 1, 2006	Nashville 1 DALLAS 2		February 23, 2008	DALLAS 6 Nashville 3
	February 6, 2006	Nashville 2 DALLAS 4		March 1, 2008	NASHVILLE 3 Dallas 1
<b>2006-07</b>	November 22, 2006	Nashville 0 DALLAS 1	<b>2008-09</b>	October 11, 2008	Dallas 1 NASHVILLE 3
	December 29, 2006	Nashville 1 DALLAS 4		October 15, 2008	Nashville 4 DALLAS 6
	March 17, 2007	Dallas 2 NASHVILLE 3		December 13, 2008	Dallas 0 NASHVILLE 3
	March 31, 2007	DALLAS 4 Nashville 2		February 8, 2009	Nashville 1 DALLAS 4
			<b>2009-10</b>	October 3, 2009	NASHVILLE 3 Dallas 2 SO
				October 14, 2009	Nashville 0 DALLAS 6
				October 31, 2009	Dallas 2 NASHVILLE 4
				March 23, 2010	DALLAS 3 Nashville 1

	OVERALL	AT NASHVILLE	AT DALLAS
<b>Current Trend</b>	1 Dallas win (3/23/10)	1 Dallas win (3/23/10)	1 Dallas win (10/14/09)
<b>Last Win</b>	10/31/09 (4-2)	10/31/09 (4-2)	10/3/09 (3-2 SO)
<b>Last Loss</b>	3/23/10 (1-3)	3/23/10 (1-3)	10/14/09 (0-6)
<b>Last Tie</b>	11/1/03 (1-1)	11/1/03 (1-1)	None
<b>Overtime Record</b>	1-1-1	0-0-1	1-1-0
<b>Longest Unbeaten Streak</b>	5 (5-0-0, 11/3/01-3/7/03)	4 (4-0-0, 11/3/01-12/26/02)	2 (2-0-0, 12/31/07-3/1/08)
<b>Longest Winning Streak</b>	5 (11/3/01-3/7/03)	4 (11/3/01-12/26/02)	2 (12/31/07-3/1/08)
<b>Longest Winless Streak</b>	6 (0-5-0-1, 11/22/00-11/2/01)	2 (three times, last 0-1-1-0, 10/11-11/1/03)	7 (0-7-0-0, 4/6/03-12/29/06)
<b>Longest Losing Streak</b>	6 (11/22/00-11/2/01)	2 (twice, last 11/22/00-2/13/01)	7 (4/6/03-12/29/06)
<b>Most Goals by Nashville</b>	5 (four times, last 10/6/07, 5-1)	5 (four times, last 10/6/07, 5-1)	4 (10/15/08, 4-6)
<b>Most Goals by Dallas</b>	7 (11/2/03, 3-7)	6 (2/23/08, 3-6)	7 (11/2/03, 3-7)
<b>Most Goals by Both Teams</b>	10 (twice, last 10/15/08, 4-6)	9 (2/23/08, 3-6)	10 (twice, last 10/15/08, 4-6)
<b>Last Five Games</b>	3-2-0	2-3-0	2-3-0
<b>Last Ten Games</b>	6-4-0	6-4-0	4-6-0

**Last Transaction**  
2/15/06: Dallas claimed forward Jeremy Stevenson on waivers from Nashville.

**Series Notes**  
10/3/09: Nashville won the 2009-10 season opener in a five-round shootout by a 3-2 margin at American Airlines Center...  
12/13/08: Dan Ellis stopped all 27 shots he faced to shut out his former team for the second time in six career starts against them... 10/11/08: Jason Arnott (2g-1a) scored two power-play goals and J.P. Dumont assisted on all three Nashville goals in a 3-1 victory in the 2008-09 home opener... 3/1/08: Nashville scored three third-period goals to win back-to-back games at Dallas for the first time ever... 12/31/07: Dan Ellis made 22 saves in a 1-0 shutout victory, snapping Nashville's eight-game losing streak in Dallas... 10/6/07: David Legwand powered the Predators to a 5-1 win at Bridgestone Arena with his second career hat trick... 11/10/05: Steve Sullivan netted a hat trick and had a penalty-shot attempt foiled by Marty Turco in a 5-3 win at Bridgestone Arena... 2/21/00: The Predators became one of four teams to score five goals against Dallas in a game in 1999-00 when they defeated the Stars, 5-2.

2010-11 Schedule	12/28/10: Dallas at Nashville	10/23/10: Nashville at Dallas
	3/26/11: Dallas at Nashville	2/26/11: Nashville at Dallas

NHL & OPPONENTS



# NHL & OPPONENTS

## DETROIT RED WINGS

### 2009-10 SEASON SERIES

#### @ NASHVILLE

Date	Score	W/ Goal
27 Mar '10 **	DET 1 @ NSH 0	Niklas Kronwall
12 Dec '09 *	DET 3 @ NSH 2	Todd Bertuzzi
23 Nov '09	DET 1 @ NSH 3	Martin Erat

#### GOALS BY PERIOD

	1st	2nd	3rd	OT	Total
Nashville	2	6	4	1	13
Detroit	4	8	3	1	16

#### INDIVIDUAL SCORING

PLAYER	PREDATORS							
	GP	G	A	P	+/-	PIM	PP	SH
J.P. Dumont	6	2	2	4	-1	2	0	0
Joel Ward	4	1	3	4	1	0	0	0
Martin Erat	6	3	0	3	2	8	1	0
Shea Weber	6	2	1	3	0	8	0	0
David Legwand	6	1	2	3	3	0	0	0
Ryan Suter	6	1	2	3	-1	0	0	0
Dan Hamhuis	6	0	3	3	-2	0	0	0
Steve Sullivan	6	0	3	3	-5	0	0	0
Ryan Jones	2	1	1	2	0	2	1	0
Francis Bouillon	6	1	0	1	2	10	0	0
Jason Arnott	4	1	0	1	-4	0	1	0
Jerred Smithson	6	0	1	1	0	0	0	0
Jordin Tootoo	6	0	1	1	0	0	0	0
Cody Franson	5	0	1	1	0	2	0	0
Dustin Boyd	2	0	1	1	0	0	0	0
Patric Hornqvist	6	0	0	0	-1	2	0	0
Kevin Klein	6	0	0	0	-3	0	0	0
Marcel Goc	5	0	0	0	-1	0	0	0
Cal O'Reilly	3	0	0	0	-2	2	0	0
Nick Spaling	3	0	0	0	0	0	0	0
Colin Wilson	3	0	0	0	-1	0	0	0
Andreas Thuresson	2	0	0	0	0	0	0	0
Denis Grebeshkov	1	0	0	0	1	0	0	0
Michael Santorelli	1	0	0	0	0	0	0	0
Dave Scatchard	1	0	0	0	0	0	0	0

Power Play: 3-21 14.3% / Penalty Killing: 14-18 77.8%

#### GOALTENDING

##### PREDATORS

	GP	Min	W-L-OT	GA	SA	SV	GAA	SV%
Pekka Rinne	4	245	2-0-2	7	129	122	1.71	.946
Dan Ellis	2	117	0-2-0	8	60	52	4.09	.867

##### RED WINGS

	GP	Min	W-L-OT	GA	SA	SV	GAA	SV%
Jimmy Howard	4	244	3-0-1	8	127	119	1.97	.937
Chris Osgood	2	119	1-1-0	5	60	55	2.52	.917

#### @ DETROIT

Date	Score	W/ Goal
03 Apr '10 *	NSH 4 @ DET 3	Ryan Suter
05 Mar '10	NSH 2 @ DET 5	Darren Helm
29 Jan '10	NSH 2 @ DET 4	Drew Miller

\* overtime \*\* shootout

#### SHOTS BY PERIOD

	1st	2nd	3rd	OT	Total
Nashville	50	81	54	2	187
Detroit	66	58	64	2	190

#### RED WINGS

PLAYER	GP	G	A	P	+/-	PIM	PP	SH
Pavel Datsyuk	6	2	6	8	5	0	0	0
Drew Miller	6	3	2	5	0	0	0	0
Niklas Lidstrom	6	2	2	4	3	6	1	0
Tomas Holmstrom	5	1	3	4	1	8	1	0
Henrik Zetterberg	6	2	1	3	1	0	0	0
Valtteri Filppula	4	0	3	3	-3	0	0	0
Todd Bertuzzi	6	2	0	2	-1	10	0	0
Darren Helm	6	2	0	2	1	0	0	1
Dan Cleary	3	0	2	2	1	0	0	0
Johan Franzen	3	0	2	2	3	4	0	0
Brian Rafalski	6	1	0	1	3	4	1	0
Jason Williams	4	1	0	1	-1	2	1	0
Patrick Eaves	6	0	1	1	0	0	0	0
Brad Stuart	6	0	1	1	-1	0	0	0
Jonathan Ericsson	5	0	1	1	2	2	0	0
Niklas Kronwall	4	0	1	1	-3	2	0	0
Kris Draper	6	0	0	0	-1	0	0	0
Brett Lebda	4	0	0	0	2	0	0	0
Derek Meech	4	0	0	0	-1	0	0	0
Andreas Lilja	3	0	0	0	-1	0	0	0
Brad May	3	0	0	0	0	2	0	0
Justin Abdelkader	2	0	0	0	0	0	0	0
Ville Leino	2	0	0	0	0	0	0	0
Kirk Maltby	2	0	0	0	0	2	0	0

Power Play: 4-18 22.2% / Penalty Killing: 18-21 85.7%



Season	OVERALL										HOME										ROAD									
	GP	W	L	OT	PTS	GF	GA	GP	W	L	OT	PTS	GF	GA	GP	W	L	OT	PTS	GF	GA									
1998-99	6	1	5	0	2	13	23	3	1	2	0	2	8	12	3	0	3	0	0	5	11									
1999-00	6	1	4	1	3	15	24	3	1	2	0	2	8	10	3	0	2	1	1	7	14									
2000-01	5	2	2	1	5	14	16	2	1	0	1	3	6	5	3	1	2	0	2	8	11									
2001-02	5	1	2	2	4	12	15	3	1	1	1	3	6	5	2	0	1	1	1	6	9									
2002-03	5	1	3	1	3	11	17	2	1	1	0	2	5	5	3	0	2	1	1	6	12									
2003-04	6	3	2	1	7	13	19	3	2	1	0	4	7	7	3	1	1	1	3	6	12									
2005-06	8	4	4	0	8	19	24	4	1	3	0	2	11	13	4	3	1	0	6	8	11									
2006-07	8	2	5	1	5	21	28	4	2	2	0	4	13	12	4	0	3	1	1	8	16									
2007-08	8	3	3	2	8	19	21	4	2	2	0	4	11	12	4	1	1	2	4	8	9									
2008-09	6	4	2	0	8	24	19	3	2	1	0	4	14	7	3	2	1	0	4	10	12									
2009-10	6	2	2	2	6	13	17	3	1	0	2	4	5	5	3	1	2	0	2	8	12									
<b>Totals</b>	<b>69</b>	<b>24</b>	<b>34</b>	<b>11</b>	<b>59</b>	<b>174</b>	<b>223</b>	<b>34</b>	<b>15</b>	<b>15</b>	<b>4</b>	<b>34</b>	<b>94</b>	<b>94</b>	<b>35</b>	<b>9</b>	<b>19</b>	<b>7</b>	<b>25</b>	<b>80</b>	<b>129</b>									

OT column includes both ties and overtime losses in 1999-00 (one road OTL), 2000-01 (one home tie), 2001-02 (one home tie and one road tie), 2002-03 (one road tie) and 2003-04 (one road OTL). OT column includes ties in 1998-99.

DATE	VISITOR	HOME	DATE	VISITOR	HOME
2005-06	January 6, 2006	DETROIT 3 Nashville 1	2007-08	November 7, 2007	Nashville 2 DETROIT 3 SO
	January 23, 2006	NASHVILLE 3 Detroit 2		November 22, 2007	Detroit 2 NASHVILLE 3
	January 24, 2006	NASHVILLE 2 Detroit 1 OT		December 10, 2007	DETROIT 2 Nashville 1
	February 8, 2006	Nashville 0 DETROIT 6		February 12, 2008	Detroit 2 NASHVILLE 4
	February 9, 2006	DETROIT 3 Nashville 2		March 9, 2008	Nashville 3 DETROIT 4
	March 21, 2006	NASHVILLE 3 Detroit 2 SO		March 15, 2008	NASHVILLE 3 Detroit 1
	March 30, 2006	DETROIT 6 Nashville 2		March 20, 2008	DETROIT 6 Nashville 3
	April 18, 2006	Detroit 3 NASHVILLE 6		March 30, 2008	Nashville 0 DETROIT 1 OT
2006-07	November 10, 2006	Nashville 0 DETROIT 3	2008-09	December 26, 2008	Detroit 2 NASHVILLE 3
	November 25, 2006	Detroit 2 NASHVILLE 6		February 10, 2009	DETROIT 5 Nashville 3
	January 17, 2007	Nashville 3 DETROIT 5		February 18, 2009	Nashville 2 DETROIT 6
	February 24, 2007	Detroit 3 NASHVILLE 4 OT		February 28, 2009	Detroit 0 NASHVILLE 8
	March 6, 2007	Nashville 3 DETROIT 4 SO		March 29, 2009	NASHVILLE 4 Detroit 3
	March 13, 2007	DETROIT 5 Nashville 2		April 9, 2009	NASHVILLE 4 Detroit 3 SO
	March 14, 2007	Nashville 2 DETROIT 4	2009-10	November 23, 2009	Detroit 1 NASHVILLE 3
	March 29, 2007	DETROIT 2 Nashville 1		December 12, 2009	DETROIT 3 Nashville 2 OT
				January 29, 2010	Nashville 2 DETROIT 4
				March 5, 2010	Nashville 2 DETROIT 5
				March 27, 2010	DETROIT 1 Nashville 0 SO
				April 3, 2010	NASHVILLE 4 Detroit 3 OT

	OVERALL	AT NASHVILLE	AT DETROIT
<b>Current Trend</b>	1 Nashville win (4/3/10)	2 Detroit wins (12/12/09-3/27/10)	1 Nashville win (4/3/10)
<b>Last Win</b>	4/3/10 (4-3 OT)	11/23/09 (3-1)	4/3/10 (4-3 OT)
<b>Last Loss</b>	3/27/10 (0-1 SO)	3/27/10 (0-1 SO)	3/5/10 (2-5)
<b>Last Tie</b>	2/4/03 (5-5 OT)	3/25/02 (3-3 OT)	2/4/03 (5-5 OT)
<b>Overtime Record</b>	7-8-4	2-2-2	5-6-2
<b>Longest Unbeaten Streak</b>	4 (twice, last 4-0-0, 2/28-11/23/09)	3 (twice, last 3-0-0, 4/18/06-2/24/07)	2 (twice, last 2-0-0, 3/29-4/9/09)
<b>Longest Winning Streak</b>	4 (2/28-11/23/09)	3 (4/18/06-2/24/07)	2 (twice, last 3/29-4/9/09)
<b>Longest Winless Streak</b>	5 (three times, last 0-3-2, 3/6-11/7/07)	4 (2/3/04-3/30/06)	7 (0-5-2, 11/20/00-3/31/03)
<b>Longest Losing Streak</b>	5 (twice, last 0-3-2, 3/6-11/7/07)	4 (2/3/04-3/30/06)	6 (twice, last 11/10/06-3/9/08)
<b>Most Goals by Nashville</b>	8 (2/28/09)	8 (2/28/09)	5 (2/4/03, 5-5 OT)
<b>Most Goals by Detroit</b>	6 (eight times, last 2/18/09, 2-6)	6 (twice, last 3/20/08, 3-6)	6 (six times, last 2/18/09, 2-6)
<b>Most Goals by Both Teams</b>	10 (2/4/03, 5-5 OT)	9 (three times, last 3/20/08, 3-6)	10 (2/4/03, 5-5 OT)
<b>Last Five Games</b>	1-2-2	2-1-2	3-2-0
<b>Last Ten Games</b>	5-3-2	4-4-2	4-4-2
<b>Last Transaction</b>	6/22/02: Acquired a third-round selection in the 2003 NHL Entry Draft (Grigory Shafiqulin) for a third-round selection in the 2002 NHL Entry Draft (Valtteri Filppula).		
<b>Series Notes</b>	4/3/10: Ryan Suter scored 16 seconds into overtime in a 4-3 win at Joe Louis Arena... 3/27/10: Both Pekka Rinne (38 saves) and Jimmy Howard (33 saves) recorded shutouts in a franchise-record 11-round shootout which saw Detroit win 1-0 at Bridgestone Arena... 4/9/09: J.P. Dumont completed a third-period comeback by scoring an extra-attacker goal with one minute remaining in regulation to force overtime, then Jason Arnott scored the shootout-deciding marker to cap Nashville's first-ever season series win over the Red Wings with a 4-3 victory at Joe Louis Arena... 2/28/09: Nashville set a franchise record for margin of victory in an 8-0 win at Bridgestone Arena. It scored five goals in the first period. Jason Arnott notched his eighth career hat trick, and Pekka Rinne made 30 saves... 3/30/08: Johan Franzen scored at 3:21 of overtime at Joe Louis Arena, snapping Dan Ellis' franchise record shutout streak of 233:39 and giving the Red Wings a 1-0 victory... 2/24/07: Peter Forsberg's first goal as a Predator was the overtime game winner (2:11) in a 4-3 win over Detroit. Paul Kariya scored to tie the game at 3-3 with 1:04 remaining in regulation... 4/18/06: Paul Kariya recorded his first hat trick as a Predator in a 6-3 win... 1/24/06: Paul Kariya scored 35 seconds into overtime to give Nashville a 2-1 win at Joe Louis Arena... 1/23/06: Nashville defeated Detroit 3-2 at Joe Louis Arena in the game rescheduled from November 21, 2005. The Predators opened the game with a 1-0 lead (Johnson from Uphall and Suter)... The Nov. 21 game was canceled in the first period (with Nashville leading 1-0) due to a medical situation involving Detroit defenseman Jiri Fischer... 11/8/03: Nashville staged one of the largest comebacks in franchise history, rallying from a 3-0 deficit with four third-period goals, in a 4-3 win at the Joe Louis Arena... 10/30/03: The Predators set franchise records for opponents' penalty minutes (125) and combined penalty minutes (210) in a 5-3 win at Bridgestone Arena... 12/29/01: Bubba Berenzweig registered two assists and scored the game-winner at 2:20 of overtime to give the Predators a 3-2 win over the Red Wings at Bridgestone Arena... 10/19/00: Cliff Ronning scored the game-winner 1:51 into overtime in Nashville's 2-1 win, the Predators' first-ever at Joe Louis Arena... 1/14/99: Vyacheslav Kozlov scored the game-winner (2:54) in Nashville's first overtime loss, a 2-1 decision at Detroit... 10/21/98: Mike Dunham made 52 saves in Nashville's 5-2 loss at Detroit.		

2010-11 Schedule	2/5/11: Detroit at Nashville	10/30/10: Nashville at Detroit
	3/19/11: Detroit at Nashville	12/8/10: Nashville at Detroit
	4/2/11: Detroit at Nashville	2/9/11: Nashville at Detroit



# NHL & OPPONENTS

## EDMONTON OILERS

### 2009-10 SEASON SERIES

#### @ NASHVILLE

Date	Score	W/ Goal
02 Mar '10	EDM 3 @ NSH 4	Jason Arnott
12 Oct '09	EDM 6 @ NSH 1	Gilbert Brule

#### GOALS BY PERIOD

	1st	2nd	3rd	OT	Total
Nashville	8	5	3	--	16
Edmonton	7	4	4	--	15

#### INDIVIDUAL SCORING

PLAYER	PREDATORS							
	GP	G	A	P	+/-	PIM	PP	SH
Patric Hornqvist	4	3	3	6	4	2	1	0
Ryan Jones	3	2	2	4	3	0	0	0
J.P. Dumont	3	1	3	4	3	2	0	0
Marcel Goc	4	2	1	3	2	2	0	0
Shea Weber	4	2	1	3	4	2	1	0
Jason Arnott	3	2	1	3	0	0	0	0
Joel Ward	4	1	2	3	-1	0	0	0
David Legwand	4	0	3	3	0	0	0	0
Ryan Suter	4	0	3	3	4	0	0	0
Denis Grebeshkov	1	1	1	2	0	2	0	0
Martin Erat	4	0	2	2	-1	4	0	0
Dan Hamhuis	4	0	2	2	-2	0	0	0
Cal O'Reilly	2	0	2	2	2	0	0	0
Jerred Smithson	3	1	0	1	0	4	0	0
Colin Wilson	2	1	0	1	-1	0	0	0
Kevin Klein	4	0	1	1	-4	0	0	0
Steve Sullivan	4	0	1	1	3	0	0	0
Wade Belak	2	0	1	1	1	0	0	0
Francis Bouillon	4	0	0	0	3	2	0	0
Cody Franson	2	0	0	0	3	2	0	0
Nick Spaling	2	0	0	0	1	0	0	0
Triston Grant	1	0	0	0	-1	5	0	0
Teemu Laakso	1	0	0	0	0	0	0	0
Michael Santorelli	1	0	0	0	-3	0	0	0
Andreas Thuresson	1	0	0	0	0	0	0	0
Jordin Tootoo	1	0	0	0	0	0	0	0

Power Play: 2-12 16.7% / Penalty Killing: 7-12 58.3%

#### GOALTENDING

##### PREDATORS

	GP	Min	W-L-OT	GA	SA	SV	GAA	SV%
Pekka Rinne	4	145	2-1-0	12	79	67	4.97	.848
Dan Ellis	2	95	1-0-0	3	33	30	1.90	.909

##### OILERS

	GP	Min	W-L-OT	GA	SA	SV	GAA	SV%
Jeff Drouin-Deslauriers	4	206	1-3-0	15	110	95	4.38	.864
Devan Dubnyk	1	33	0-0-0	1	14	13	1.80	.929

#### @ EDMONTON

Date	Score	W/ Goal
12 Jan '10	NSH 5 @ EDM 3	Patric Hornqvist
17 Dec '09	NSH 6 @ EDM 3	Patric Hornqvist

\* overtime \*\* shootout

#### SHOTS BY PERIOD

	1st	2nd	3rd	OT	Total
Nashville	47	38	39	--	124
Edmonton	38	36	38	--	112

#### OILERS

PLAYER	GP	G	A	P	+/-	PIM	PP	SH
Gilbert Brule	3	2	3	5	3	2	0	0
Dustin Penner	4	1	3	4	-1	2	1	0
Robert Nilsson	3	2	1	3	-2	0	2	0
Andrew Cogliano	4	1	2	3	2	0	0	0
Shawn Horcoff	4	1	2	3	-1	2	0	0
Lubomir Visnovsky	4	1	2	3	1	0	0	0
Zack Stortini	3	2	0	2	-2	5	1	0
Jean-Francois Jacques	3	1	1	2	0	0	0	0
Ryan Potulny	3	1	1	2	-4	0	1	0
Mike Comrie	2	1	1	2	3	0	0	0
Marc Pouliot	1	1	1	2	1	0	0	0
Tom Gilbert	4	0	2	2	-2	0	0	0
Patrick O'Sullivan	4	0	2	2	-5	0	0	0
Denis Grebeshkov	3	1	0	1	-2	0	0	0
Sam Gagner	4	0	1	1	-2	0	0	0
Ladislav Smid	3	0	1	1	3	6	0	0
Taylor Chorney	2	0	1	1	0	0	0	0
Sheldon Souray	2	0	1	1	-6	0	0	0
Jason Strudwick	2	0	1	1	2	0	0	0
Ales Hemsky	1	0	1	1	0	2	0	0
Theo Peckham	1	0	1	1	0	0	0	0
Ethan Moreau	4	0	0	0	1	6	0	0
Steve Staios	3	0	0	0	-4	4	0	0
Ryan Stone	3	0	0	0	-2	2	0	0
Fernando Pisani	2	0	0	0	-3	0	0	0

Power Play: 5-12 41.7% / Penalty Killing: 10-12 83.3%





Season	OVERALL								HOME								ROAD							
	GP	W	L	OT	PTS	GF	GA	GP	W	L	OT	PTS	GF	GA	GP	W	L	OT	PTS	GF	GA			
1998-99	4	1	2	1	3	10	11	2	1	0	1	3	6	4	2	0	2	0	0	4	7			
1999-00	5	3	2	0	6	14	14	3	2	1	0	4	9	8	2	1	1	0	2	5	6			
2000-01	4	1	3	0	2	8	14	2	0	2	0	0	3	8	2	1	1	0	2	5	6			
2001-02	4	2	1	1	5	12	10	2	0	1	0	1	5	6	2	2	0	0	4	7	4			
2002-03	4	1	2	1	3	10	13	2	0	2	0	0	5	8	2	1	0	1	3	5	5			
2003-04	4	2	1	1	5	12	11	2	1	0	1	3	4	3	2	1	1	0	2	8	8			
2005-06	4	1	2	1	3	8	14	2	1	1	0	2	4	7	2	0	1	1	1	4	7			
2006-07	4	4	0	0	8	16	8	2	2	0	0	4	7	5	2	2	0	0	4	9	3			
2007-08	4	4	0	0	8	19	8	2	2	0	0	4	10	6	2	2	0	0	4	9	2			
2008-09	4	3	1	0	6	13	12	2	2	0	0	4	9	6	2	1	1	0	2	4	6			
2009-10	4	3	1	0	6	16	15	2	1	1	0	2	5	9	2	2	0	0	4	11	6			
<b>Totals</b>	<b>45</b>	<b>25</b>	<b>15</b>	<b>5</b>	<b>55</b>	<b>138</b>	<b>130</b>	<b>23</b>	<b>12</b>	<b>8</b>	<b>3</b>	<b>27</b>	<b>67</b>	<b>70</b>	<b>22</b>	<b>13</b>	<b>7</b>	<b>2</b>	<b>28</b>	<b>71</b>	<b>60</b>			

OT column includes both ties and overtime losses in 1999-00, 2000-01, 2001-02 (one home tie), 2002-03 (one road OTL) and 2003-04 (one home tie).

OT column includes ties in 1998-99 (one home tie).

DATE	VISITOR	HOME
2005-06	October 29, 2005	EDMONTON 5 Nashville 1
	November 8, 2005	Edmonton 2 NASHVILLE 3
	December 30, 2005	Nashville 2 EDMONTON 4
	March 5, 2006	Nashville 2 EDMONTON 3 OT
2006-07	November 1, 2006	NASHVILLE 5 Edmonton 3
	December 12, 2006	Edmonton 2 NASHVILLE 3
	March 24, 2007	NASHVILLE 4 Edmonton 0
	March 27, 2007	Edmonton 3 NASHVILLE 4

DATE	VISITOR	HOME
2007-08	November 2, 2007	NASHVILLE 4 Edmonton 1
	January 3, 2008	Edmonton 2 NASHVILLE 5
	February 19, 2007	Edmonton 4 NASHVILLE 5
	March 4, 2008	NASHVILLE 5 Edmonton 1
2008-09	October 30, 2008	Edmonton 1 NASHVILLE 3
	December 28, 2008	Nashville 2 EDMONTON 5
	February 1, 2009	NASHVILLE 2 Edmonton 1
	March 3, 2009	Edmonton 5 NASHVILLE 6 OT
2009-10	October 12, 2009	EDMONTON 6 Nashville 1
	December 17, 2009	NASHVILLE 6 Edmonton 3
	January 12, 2010	NASHVILLE 5 Edmonton 3
	March 2, 2010	Edmonton 3 NASHVILLE 4

	OVERALL	AT NASHVILLE	AT EDMONTON
<b>Current Trend</b>	3 Nashville wins (12/17/09-3/2/10)	1 Nashville win (3/2/10)	3 Nashville wins (2/1/09-1/12/10)
<b>Last Win</b>	3/2/10 (4-3)	3/2/10 (4-3)	1/12/10 (5-3)
<b>Last Loss</b>	10/12/09 (1-6)	10/12/09 (1-6)	12/28/08 (2-5)
<b>Last Tie</b>	2/15/04 (2-2 OT)	2/15/04 (2-2 OT)	None
<b>Overtime Record</b>	3-2-3	1-0-3	2-2-0
<b>Longest Unbeaten Streak</b>	9 (9-0-0, 11/1/06-10/30/08)	7 (7-0-0, 11/8/05-3/3/09)	4 (twice, last 4-0-0, 11/1/06-3/4/08)
<b>Longest Winning Streak</b>	9 (11/1/06-10/30/08)	7 (11/8/05-3/3/09)	4 (twice, last 11/1/06-3/4/08)
<b>Longest Winless Streak</b>	3 (twice, last 0-2-1-0, 2/15/04-10/29/05)	6 (0-5-1-0, 12/14/00-3/17/03)	3 (twice, last 0-2-0-1, 3/19/04-3/5/06)
<b>Longest Losing Streak</b>	2 (five times, last 12/30/05-3/5/06)	3 (12/14/00-10/13/01)	3 (twice, last 3/19/04-3/5/06)
<b>Most Goals by Nashville</b>	6 (twice, last 12/17/09, 6-3)	6 (3/3/09, 6-5 OT)	6 (12/17/09, 6-3)
<b>Most Goals by Edmonton</b>	6 (twice, last 10/12/09, 1-6)	6 (twice, last 10/12/09, 1-6)	5 (twice, last 12/28/08, 2-5)
<b>Most Goals by Both Teams</b>	11 (3/3/09, 6-5 OT)	11 (3/3/09, 6-5 OT)	9 (twice, last 12/17/09, 6-3)
<b>Last Five Games</b>	4-1-0	4-1-0	4-1-0
<b>Last Ten Games</b>	8-2-0	8-2-0	7-2-1
<b>Last Transaction</b>	3/3/10: Forward Ryan Jones claimed on waivers by Edmonton.		
<b>Series Notes</b>	3/2/10: Denis Grebeshkov notched a goal and an assist in his first game as a Predator - against his former team - in a 4-3 win at Bridgestone Arena... 1/12/10: Ryan Jones posted his first career three-point game (1g-2a), and Cal O'Reilly notched his first multi-point performance (2a) as Nashville swept its two games at Rexall Place for the third time in four seasons with a 5-3 victory... 12/17/09: Nashville rallied from an early two-goal deficit, getting two goals from Patric Hornqvist in a 6-3 victory at Rexall Place... 3/3/09: Jason Arnott scored at 2:32 of overtime and both David Legwand and Steve Sullivan notched two goals in a 6-5 victory at Bridgestone Arena... 3/4/08: Martin Erat registered his first career hat trick - and the Predators' first on the road since 1999 - as Nashville won its eighth consecutive game in the series, 5-1, at Rexall Place... 11/8/05: Scott Hartnell's game winner with 23 seconds remaining capped a stretch in which the teams scored three goals in the game's final 1:55 of Nashville's 3-2 win at Bridgestone Arena... 1/18/03: Vladimir Orszagh's extra-attacker goal with 1:02 remaining knotted the contest at 2-2, and Andy Delmore scored in overtime (3:35), to give Nashville a 3-2 win.		
<b>2010-11 Schedule</b>		2/7/11: Edmonton at Nashville	1/23/11: Nashville at Edmonton
		3/22/11: Edmonton at Nashville	3/1/11: Nashville at Edmonton



# NHL & OPPONENTS

## FLORIDA PANTHERS

### 2009-10 SEASON SERIES

#### @ NASHVILLE

Date	Score	W/ Goal
28 Nov '09	FLA 1 @ NSH 4	J.P. Dumont

#### GOALS BY PERIOD

	1ST	2ND	3RD	OT	TOTAL
Nashville	1	1	4	1	7
Florida	0	1	2	0	3

#### INDIVIDUAL SCORING

PREDATORS								
Player	GP	G	A	P	+/-	PIM	PP	SH
Steve Sullivan	2	0	3	3	1	2	0	0
David Legwand	2	2	0	2	2	0	0	0
Dan Hamhuis	2	1	1	2	3	2	0	0
Marcel Goc	2	0	2	2	2	0	0	0
Francis Bouillon	2	1	0	1	3	0	0	0
J.P. Dumont	2	1	0	1	0	2	0	0
Patric Hornqvist	2	1	0	1	0	2	0	0
Joel Ward	1	1	0	1	1	0	0	0
Kevin Klein	2	0	1	1	3	0	0	0
Jordin Tootoo	2	0	1	1	2	10	0	0
Shea Weber	2	0	1	1	0	2	0	0
Jason Arnott	1	0	1	1	0	0	0	0
Colin Wilson	1	0	1	1	1	0	0	0
Cody Franson	2	0	0	0	0	0	0	0
Jerred Smithson	2	0	0	0	0	0	0	0
Ryan Suter	2	0	0	0	-1	2	0	0
Wade Belak	1	0	0	0	0	5	0	0
Dustin Boyd	1	0	0	0	0	0	0	0
Martin Erat	1	0	0	0	2	2	0	0
Cal O'Reilly	1	0	0	0	0	0	0	0
Michael Santorelli	1	0	0	0	0	2	0	0
Dave Scatchard	1	0	0	0	0	0	0	0
Nick Spaling	1	0	0	0	0	0	0	0

Power Play: 0-5 0.0% / Penalty Killing: 8-8 100.0%

#### GOALTENDING

##### PREDATORS

	GP	Min	W-L-OT	GA	SA	SV	GAA	SV%
Dan Ellis	2	121	2-0-0	3	53	50	1.49	.943

##### PANTHERS

	GP	Min	W-L-OT	GA	SA	SV	GAA	SV%
Scott Clemmensen	2	120	0-1-1	6	53	47	3.01	.887

#### @ FLORIDA

Date	Score	W/ Goal
29 Mar '10 *	NSH 3 @ FLA 2	Francis Bouillon * overtime ** shootout

#### SHOTS BY PERIOD

	1ST	2ND	3RD	OT	TOTAL
Nashville	15	15	23	1	54
Florida	12	25	16	0	53

#### PANTHERS

PLAYER	GP	G	A	P	+/-	PIM	PP	SH
Stephen Weiss	2	1	2	3	1	0	0	0
Michael Frolik	2	0	2	2	0	0	0	0
Keith Ballard	2	1	0	1	-1	0	0	0
Jordan Leopold	1	1	0	1	0	0	0	0
Nathan Horton	2	0	1	1	1	0	0	0
Jason Garrison	1	0	1	1	-1	0	0	0
Bryan Allen	2	0	0	0	0	0	0	0
Radek Dvorak	2	0	0	0	-1	0	0	0
Kamil Krepis	2	0	0	0	-1	0	0	0
Dmitry Kulikov	2	0	0	0	-3	4	0	0
Steve MacIntyre	2	0	0	0	0	5	0	0
Shawn Matthias	2	0	0	0	-2	0	0	0
Bryan McCabe	2	0	0	0	-3	0	0	0
Rostislav Olesz	2	0	0	0	-1	0	0	0
Victor Oreskovich	2	0	0	0	-3	4	0	0
Steven Reinprecht	2	0	0	0	-1	0	0	0
Keaton Ellerby	1	0	0	0	0	0	0	0
Kendal McArdle	1	0	0	0	0	10	0	0
Dominic Moore	1	0	0	0	-2	0	0	0
Dennis Seidenberg	1	0	0	0	0	2	0	0
Cory Stillman	1	0	0	0	-3	0	0	0
Nick Tarnasky	1	0	0	0	0	0	0	0

Power Play: 0-8 0.0% / Penalty Killing: 5-5 100.0%



Season	OVERALL							HOME							ROAD						
	GP	W	L	OT	PTS	GF	GA	GP	W	L	OT	PTS	GF	GA	GP	W	L	OT	PTS	GF	GA
1998-99	2	0	2	0	0	1	5	1	0	1	0	0	0	1	1	0	1	0	0	1	4
1999-00	2	0	2	0	0	4	7	1	0	1	0	0	2	4	1	0	1	0	0	2	3
2000-01	1	0	0	1	1	3	3	1	0	0	1	1	3	3	0	0	0	0	0	0	0
2001-02	2	1	0	1	3	3	2	1	1	0	0	2	1	0	1	0	0	1	1	2	2
2002-03	1	1	0	0	2	3	2	0	0	0	0	0	0	0	1	1	0	0	2	3	2
2003-04	1	0	0	1	1	2	2	1	0	0	1	1	2	2	0	0	0	0	0	0	0
2005-06	1	0	1	0	0	3	7	0	0	0	0	0	0	0	1	0	1	0	0	3	7
2007-08	1	1	0	0	2	4	3	1	1	0	0	2	4	3	0	0	0	0	0	0	0
2008-09	2	1	1	0	2	3	5	1	1	0	0	2	3	2	1	0	1	0	0	0	3
2009-10	2	2	0	0	4	7	3	1	1	0	0	2	4	1	1	1	0	0	2	3	2
<b>Totals</b>	<b>15</b>	<b>6</b>	<b>6</b>	<b>3</b>	<b>15</b>	<b>33</b>	<b>39</b>	<b>8</b>	<b>4</b>	<b>2</b>	<b>2</b>	<b>10</b>	<b>19</b>	<b>16</b>	<b>7</b>	<b>2</b>	<b>4</b>	<b>1</b>	<b>5</b>	<b>14</b>	<b>23</b>

OT column includes both ties and overtime losses in 1999-00, 2000-01 (one home tie), 2001-02 (one road tie), 2002-03 and 2003-04 (one home tie).

OT column includes ties in 1998-99.

	DATE	VISITOR	SCORE	HOME	SCORE
1998-99	October 10, 1998	FLORIDA	1	Nashville	0
	March 26, 1999	Nashville	1	FLORIDA	4
1999-00	December 11, 1999	FLORIDA	4	Nashville	2
	December 15, 1999	Nashville	2	FLORIDA	3
2000-01	October 27, 2000	Florida	3	Nashville	3 OT
2001-02	February 12, 2002	Florida	0	NASHVILLE	1
	March 9, 2002	Nashville	2	Florida	2 OT
2002-03	December 23, 2002	NASHVILLE	3	Florida	2 OT
2003-04	December 13, 2003	Florida	2	Nashville	2 OT
2005-06	December 13, 2005	Nashville	3	FLORIDA	7
2007-08	October 27, 2007	Florida	3	NASHVILLE	4
2008-09	November 1, 2008	Florida	2	NASHVILLE	3 SO
	December 23, 2008	Nashville	0	FLORIDA	3
2009-10	November 28, 2009	Florida	1	NASHVILLE	4
	March 29, 2010	NASHVILLE	3	Florida	2 OT

	OVERALL	AT NASHVILLE	AT FLORIDA
<b>Current Trend</b>	2 Nashville wins (11/28/09-3/29/10)	NSH unbeaten in 6 (4-0-2-0, 10/27/00-11/28/09)	1 Nashville win (3/29/10)
<b>Last Win</b>	3/29/10 (3-2 OT)	11/28/09 (4-1)	3/29/10 (3-2 OT)
<b>Last Loss</b>	12/23/08 (0-3)	12/11/99 (2-4)	12/23/08 (0-3)
<b>Last Tie</b>	12/13/03 (2-2 OT)	12/13/03 (2-2 OT)	3/9/02 (2-2 OT)
<b>Overtime Record</b>	3-0-3	1-0-2	2-0-1
<b>Longest Unbeaten Streak</b>	5 (2-0-3-0, 10/27/00-12/13/03)	6 (4-0-2-0, 10/27/00-11/28/09)	2 (1-0-1-0, 3/9-12/23/02)
<b>Longest Winning Streak</b>	2 (twice, last 11/28/09-3/29/10)	3 (10/27/07-11/28/09)	None
<b>Longest Winless Streak</b>	5 (0-4-1-0, 10/10/98-10/27/00)	3 (0-2-1-0, 10/10/98-10/27/00)	3 (0-2-1-0, 3/26/99-3/9/02)
<b>Longest Losing Streak</b>	4 (10/10/98-12/15/99)	2 (10/10/98-12/11/99)	2 (twice, last 12/13/05-12/23/08)
<b>Most Goals by Nashville</b>	4 (twice, last 11/28/09, 4-1)	4 (twice, last 11/28/09, 4-1)	3 (twice, last 12/13/05, 3-7)
<b>Most Goals by Florida</b>	7 (12/13/05, 3-7)	4 (12/11/99, 2-4)	7 (12/13/05, 3-7)
<b>Most Goals by Both Teams</b>	10 (12/13/05, 3-7)	7 (10/27/07, 4-3)	10 (12/13/05, 3-7)
<b>Last Five Games</b>	4-1-0	4-0-(1)-0	2-2-(1)-0
<b>Last Ten Games</b>	6-2-(2)-0	4-2-(2)-0	2-4-(1)-0
<b>Last Transaction</b>	6/22/07: Acquired a second-round selection in the 2007 NHL Entry Draft (Nick Spaling) and a first (traded to N.Y. Islanders; N.Y. Islanders selected Josh Bailey) and second-round selection (traded to N.Y. Islanders; N.Y. Islanders selected Aaron Ness) in the 2008 NHL Entry Draft for goaltender Tomas Vokoun.		
<b>Series Notes</b>	3/29/10: Francis Bouillon scored 1:00 into overtime in a 3-2 come-from-behind victory at the BankAtlantic Center... 11/28/09: Nashville scored three goals in the third period to win 4-1 at Bridgestone Arena... 11/1/08: Martin Erat scored the game-tying goal and lone shootout marker in a 3-2 victory at Bridgestone Arena... 10/27/07: Jerred Smithson scored the game winner with less than 13 seconds remaining in regulation in a 4-3 win at Bridgestone Arena... 12/23/02: David Legwand scored 48 seconds into overtime to give the Predators a 3-2 victory at the BankAtlantic Center... 2/12/02: Denis Arhipov scored the only goal of the game and Mike Dunham made 21 saves as the Predators defeated the Panthers for the first time, 1-0... 10/10/98: Nashville fell to Florida 1-0 in the franchise's inaugural game.		

<b>2010-11 Schedule</b>	12/11/10: Florida at Nashville	1/13/11: Nashville at Florida
-------------------------	--------------------------------	-------------------------------



# NHL & OPPONENTS

## LOS ANGELES KINGS

### 2009-10 SEASON SERIES

#### @ NASHVILLE

Date	Score	W/ Goal
30 Mar '10	L.A 2 @ NSH 0	Scott Parse
04 Mar '10	L.A 2 @ NSH 4	Marcel Goc

#### GOALS BY PERIOD

	1st	2nd	3rd	OT	Total
Nashville	2	2	6	--	10
Los Angeles	2	0	5	--	7

#### INDIVIDUAL SCORING

PREDATORS								
Player	GP	G	A	P	+/-	PIM	PP	SH
Martin Erat	4	0	5	5	0	4	0	0
Marcel Goc	4	1	1	2	1	0	0	0
Patric Hornqvist	4	1	1	2	2	0	0	0
Steve Sullivan	4	1	1	2	3	2	0	0
Joel Ward	4	1	1	2	1	0	0	0
Jason Arnott	3	1	1	2	1	0	1	0
Cody Franson	3	1	1	2	0	0	0	0
Dan Hamhuis	4	0	2	2	-1	4	0	0
David Legwand	4	0	2	2	3	0	0	0
Ryan Suter	4	0	2	2	4	4	0	0
Francis Bouillon	4	1	0	1	1	2	1	0
Jerred Smithson	4	1	0	1	2	0	0	0
J.P. Dumont	3	1	0	1	0	0	0	0
Colin Wilson	3	1	0	1	0	0	0	0
Andreas Thuresson	1	0	1	1	1	0	0	0
Kevin Klein	4	0	0	0	-1	2	0	0
Jordin Tootoo	4	0	0	0	-1	11	0	0
Shea Weber	3	0	0	0	3	0	0	0
Dustin Boyd	2	0	0	0	-1	0	0	0
Denis Grebeshkov	1	0	0	0	1	2	0	0
Cal O'Reilly	1	0	0	0	0	0	0	0
Michael Santorelli	1	0	0	0	1	0	0	0
Dave Scatchard	1	0	0	0	0	0	0	0
Nick Spaling	1	0	0	0	0	0	0	0
Alexander Sulzer	1	0	0	0	1	0	0	0

Power Play: 2-12 16.7% / Penalty Killing: 6-9 66.7%

#### GOALTENDING

##### PREDATORS

	GP	Min	W-L-OT	GA	SA	SV	GAA	SV%
Pekka Rinne	3	178	2-1-0	6	73	67	2.02	.918
Dan Ellis	1	60	1-0-0	1	28	27	1.00	.964

##### KINGS

	GP	Min	W-L-OT	GA	SA	SV	GAA	SV%
Jonathan Bernier	1	60	1-0-0	0	34	34	0.00	1.000
Jonathan Quick	3	177	0-3-0	9	87	78	3.05	.897

#### @ LOS ANGELES

Date	Score	W/ Goal
14 Mar '10	NSH 3 @ L.A 2	Patric Hornqvist
07 Nov '09	NSH 3 @ L.A 1	Cody Franson

\* overtime \*\* shootout

#### SHOTS BY PERIOD

	1st	2nd	3rd	OT	Total
Nashville	35	48	39	--	122
Los Angeles	47	17	37	--	101

#### KINGS

PLAYER	GP	G	A	P	+/-	PIM	PP	SH
Anze Kopitar	4	1	2	3	-4	2	1	0
Jarret Stoll	4	0	3	3	-1	2	0	0
Dustin Brown	4	2	0	2	-3	0	1	0
Drew Doughty	4	1	1	2	-3	4	1	0
Alexander Frolov	4	1	1	2	0	2	0	0
Sean O'Donnell	4	1	0	1	-2	2	0	0
Scott Parse	3	1	0	1	0	0	0	0
Michal Handzus	4	0	1	1	0	0	0	0
Ryan Smyth	4	0	1	1	-4	2	0	0
Jeff Halpern	3	0	1	1	1	2	0	0
Randy Jones	3	0	1	1	1	2	0	0
Matt Greene	4	0	0	0	1	4	0	0
Jack Johnson	4	0	0	0	-3	0	0	0
Brad Richardson	4	0	0	0	1	0	0	0
Rob Scuderi	4	0	0	0	-2	0	0	0
Wayne Simmonds	4	0	0	0	-1	4	0	0
Fredrik Modin	3	0	0	0	-1	0	0	0
Justin Williams	3	0	0	0	-2	2	0	0
Rich Clune	2	0	0	0	0	5	0	0
Davis Drewiske	1	0	0	0	0	0	0	0
Raitis Ivanans	1	0	0	0	0	2	0	0
Teddy Purcell	1	0	0	0	0	0	0	0

Power Play: 3-9 33.3% / Penalty Killing: 10-12 83.3%



Season	OVERALL							HOME							ROAD							
	GP	W	L	OT	PTS	GF	GA	GP	W	L	OT	PTS	GF	GA	GP	W	L	OT	PTS	GF	GA	
1998-99	4	3	1	0	6	13	10	2	1	1	0	2	6	6	2	2	0	0	4	7	4	4
1999-00	4	1	2	1	3	6	12	2	0	2	0	0	2	8	2	1	0	1	3	4	4	4
2000-01	4	1	2	1	3	9	11	2	0	1	1	1	2	3	2	1	1	0	2	7	8	8
2001-02	4	0	3	1	1	5	10	2	0	1	1	1	3	4	2	0	2	0	0	2	6	6
2002-03	4	1	2	1	3	10	14	2	0	2	0	0	2	6	2	1	0	1	3	8	8	8
2003-04	4	0	3	1	1	1	10	2	0	1	1	1	1	4	2	0	2	0	0	0	6	6
2005-06	4	2	1	1	5	13	14	2	2	0	0	4	7	5	2	0	1	1	1	6	9	9
2006-07	4	3	1	0	6	18	8	2	1	1	0	2	8	4	2	2	0	0	4	10	4	4
2007-08	4	2	2	0	4	12	13	2	1	1	0	2	5	7	2	1	1	0	2	7	6	6
2008-09	4	4	0	0	8	16	11	2	2	0	0	4	9	7	2	2	0	0	4	7	4	4
2009-10	4	3	1	0	6	10	7	2	1	1	0	2	4	4	2	2	0	0	4	6	3	3
<b>Totals</b>	<b>44</b>	<b>20</b>	<b>18</b>	<b>6</b>	<b>46</b>	<b>113</b>	<b>120</b>	<b>22</b>	<b>8</b>	<b>11</b>	<b>3</b>	<b>19</b>	<b>49</b>	<b>58</b>	<b>22</b>	<b>12</b>	<b>7</b>	<b>3</b>	<b>27</b>	<b>64</b>	<b>62</b>	

OT column includes both ties and overtime losses in 1999-00 (one road OTL), 2000-01 (one home tie), 2001-02 (one home tie), 2002-03 (one road OTL) and 2003-04 (one home tie). OT column includes ties in 1998-99.

DATE	VISITOR	HOME
2005-06 November 5, 2005	Nashville	2 LOS ANGELES 3 SO
November 15, 2005	Los Angeles	2 NASHVILLE 3
November 24, 2005	Los Angeles	3 NASHVILLE 4
March 25, 2006	Nashville	4 LOS ANGELES 6
2006-07 December 7, 2006	Nashville	4 Los Angeles 1
December 23, 2006	Los Angeles	0 NASHVILLE 7
February 10, 2007	LOS ANGELES	4 Nashville 1
March 3, 2007	NASHVILLE	6 Los Angeles 3

DATE	VISITOR	HOME
2007-08 October 23, 2007	Nashville	0 LOS ANGELES 6
December 22, 2007	Los Angeles	3 NASHVILLE 4
January 8, 2008	NASHVILLE	7 Los Angeles 0
March 13, 2008	LOS ANGELES	4 Nashville 1
2008-09 October 25, 2008	Los Angeles	4 NASHVILLE 5
November 15, 2008	NASHVILLE	3 Los Angeles 1
March 16, 2009	NASHVILLE	4 Los Angeles 3
March 28, 2009	Los Angeles	3 NASHVILLE 4 OT
2009-10 November 7, 2009	NASHVILLE	3 Los Angeles 1
March 4, 2010	Los Angeles	2 NASHVILLE 4
March 14, 2010	NASHVILLE	3 Los Angeles 2
March 30, 2010	LOS ANGELES	2 Nashville 0

	OVERALL	AT NASHVILLE	AT LOS ANGELES
<b>Current Trend</b>	1 Los Angeles win (3/30/10)	1 Los Angeles win (3/30/10)	5 Nashville wins (1/8/08-3/14/10)
<b>Last Win</b>	3/14/10 (3-2)	3/4/10 (4-2)	3/14/10 (3-2)
<b>Last Loss</b>	3/30/10 (0-2)	3/30/10 (0-2)	10/23/07 (0-6)
<b>Last Tie</b>	1/13/04 (0-0 OT)	1/13/04 (0-0 OT)	None
<b>Overtime Record</b>	2-3-3	1-0-3	1-3-0
<b>Longest Unbeaten Streak</b>	7 (7-0-0, 10/25/08-3/14/10)	4 (3-0-1-0, 1/13/04-12/23/06)	5 (5-0-0, 1/8/08-3/14/10)
<b>Longest Winning Streak</b>	7 (10/25/08-3/14/10)	3 (twice, last 10/25/08-3/4/10)	5 (1/8/08-3/14/10)
<b>Longest Winless Streak</b>	7 (twice, last 0-5-1-1, 12/10/02-11/5/05)	11 (0-8-3-0, 4/12/99-1/13/04)	4 (twice, last 0-3-0-1, 11/19/03-3/25/06)
<b>Longest Losing Streak</b>	4 (twice, last 12/10/02-12/11/03)	4 (3/7/02-12/11/03)	4 (twice, last 11/19/03-3/25/06)
<b>Most Goals by Nashville</b>	7 (twice, last 1/8/08, 7-0)	7 (12/23/06, 7-0)	7 (1/8/08, 7-0)
<b>Most Goals by Los Angeles</b>	6 (four times, last 10/23/07, 0-6)	6 (1/27/00, 2-6)	6 (three times, last 10/23/07, 0-6)
<b>Most Goals by Both Teams</b>	11 (11/2/02, 5-6 OT)	9 (10/25/08, 5-4)	11 (11/2/02, 5-6 OT)
<b>Last Ten Games</b>	4-1-0	3-2-0	5-0-0
<b>Last Five Games</b>	8-2-0	7-3-0	7-2-1
<b>Last Transaction</b>	6/23/03: Acquired two seventh-round selections in the 2003 NHL Entry Draft (Andrei Mukhachev, Miroslav Hanuljak) for a sixth-round selection in the 2003 NHL Entry Draft (Esa Pirnes).		

**Series Notes**  
3/14/10: Colin Wilson scored at 16:29 of the third period to lift Nashville to a 3-2 victory at Staples Center, its seventh straight win in the series... 3/28/09: Steve Sullivan notched two assists and scored the overtime winner (3:41), and Martin Erat posted four assists as the Predators swept the 2008-09 season series vs. L.A. with a 4-3 win at Bridgestone Arena... 1/8/08: The Predators set a record for fastest three goals by the club in a 7-0 rout of the Kings at Staples Center... 12/22/07: Jason Arnott notched his seventh career hat trick (3g-1a) and first as a Predator in a 4-3 win at Bridgestone Arena... 12/23/06: Nashville recorded a 7-0 victory over Los Angeles at Bridgestone Arena. J.P. Dumont notched four points (2g-2a), while Jason Arnott and David Legwand both scored two goals apiece. Legwand (goal) and Paul Kariya (no goal) were both awarded penalty shots - the first time Nashville had been awarded more than one penalty shot in a single game - and Chris Mason stopped 34 shots in the shutout... 11/5/05: Pavol Demitra scored the game-deciding shootout goal in L.A.'s 3-2 shootout win at Staples Center. The shootout loss was the first in Predators history. David Legwand was fouled on a penalty-shot attempt in overtime... 1/13/04: Chris Mason made 33 saves in his first NHL shutout as Nashville and Los Angeles played to the first scoreless tie at Bridgestone Arena. Roman Cechmanek made 29 saves for L.A... 2/1/01: The Predators overcame a three-goal deficit to defeat the Kings 6-4 at the Staples Center... 3/4 & 3/19/00: Both 1999-00 head-to-head meetings between Nashville and Los Angeles at the Staples Center were decided in overtime. On March 4, Josef Stumpel scored the game winner (0:28) in the Kings' 3-2 win, and Cliff Roming scored the game-winner (0:51) in Nashville's 2-1 win on March 19.

2010-11 Schedule	12/18/10: Los Angeles at Nashville	11/6/10: Nashville at Los Angeles
	3/15/11: Los Angeles at Nashville	1/6/11: Nashville at Los Angeles



# NHL & OPPONENTS

## MINNESOTA WILD

### 2009-10 SEASON SERIES

#### @ NASHVILLE

Date	Score	W/ Goal
18 Mar '10	MIN 0 @ NSH 5	Colin Wilson
05 Dec '09	MIN 5 @ NSH 3	Antti Miettinen

#### GOALS BY PERIOD

	1st	2nd	3rd	OT	Total
Nashville	8	3	5	0	16
Minnesota	5	5	2	1	13

#### INDIVIDUAL SCORING

PLAYER	PREDATORS							
	GP	G	A	P	+/-	PIM	PP	SH
Steve Sullivan	4	1	6	7	5	0	0	0
Jason Arnott	3	4	2	6	5	2	0	0
J.P. Dumont	4	2	2	4	4	2	0	0
Martin Erat	4	1	3	4	0	2	1	0
Marcel Goc	4	3	0	3	-1	4	0	0
Shea Weber	4	1	1	2	2	0	1	0
Patric Hornqvist	3	1	1	2	1	0	1	0
Colin Wilson	2	1	1	2	2	0	0	0
Ryan Suter	4	0	2	2	2	0	0	0
Jerred Smithson	4	1	0	1	-1	2	0	1
Michael Santorelli	2	1	0	1	0	0	0	0
Kevin Klein	4	0	1	1	0	0	0	0
David Legwand	4	0	1	1	-1	2	0	0
Joel Ward	4	0	1	1	-2	0	0	0
Wade Belak	3	0	1	1	1	5	0	0
Jordin Tootoo	3	0	1	1	-3	0	0	0
Dustin Boyd	1	0	1	1	1	0	0	0
Francis Bouillon	4	0	0	0	0	2	0	0
Cody Franson	4	0	0	0	2	4	0	0
Dan Hamhuis	4	0	0	0	2	2	0	0
Ryan Jones	1	0	0	0	0	0	0	0
Cal O'Reilly	1	0	0	0	0	0	0	0
Dave Scatchard	1	0	0	0	0	0	0	0

Power Play: 3-13 23.1% / Penalty Killing: 6-10 60.0%

#### GOALTENDING

##### PREDATORS

	GP	Min	W-L-OT	GA	SA	SV	GAA	SV%
Pekka Rinne	4	179	2-0-1	6	67	61	2.01	.910
Dan Ellis	2	62	0-1-0	7	38	31	6.74	.816

##### WILD

	GP	Min	W-L-OT	GA	SA	SV	GAA	SV%
Josh Harding	2	100	1-1-0	7	55	48	4.20	.873
Niklas Backstrom	2	120	1-1-0	8	57	49	4.00	.860
Wade Dubielewicz	1	20	0-0-0	1	11	10	3.00	.909

#### @ MINNESOTA

Date	Score	W/ Goal
02 Dec '09 *	NSH 4 @ MIN 5	Andrew Ebbett
28 Oct '09	NSH 4 @ MIN 3	Jerred Smithson

\* overtime \*\* shootout

#### SHOTS BY PERIOD

	1st	2nd	3rd	OT	Total
Nashville	42	40	41	0	123
Minnesota	37	29	36	3	105

#### WILD

PLAYER	GP	G	A	P	+/-	PIM	PP	SH
Andrew Brunette	4	1	3	4	1	2	1	0
Mikko Koivu	4	1	3	4	-1	2	1	0
Antti Miettinen	4	2	1	3	0	0	0	0
Martin Havlat	4	0	3	3	-5	4	0	0
Cal Clutterbuck	3	2	0	2	0	0	0	0
Andrew Ebbett	3	2	0	2	-3	0	0	0
Owen Nolan	4	1	1	2	1	2	0	0
Eric Belanger	3	1	1	2	2	0	1	0
Guillaume Latendresse	3	1	1	2	-1	0	0	0
Kyle Brodziak	4	0	2	2	-2	0	0	0
Marek Zidlicky	4	0	2	2	-6	0	0	0
James Sheppard	3	1	0	1	1	2	0	0
Brent Burns	1	1	0	1	-2	0	1	0
Nick Schultz	4	0	1	1	-1	2	0	0
Greg Zanon	4	0	1	1	-5	2	0	0
Derek Boogaard	3	0	1	1	-2	5	0	0
Benoit Pouliot	1	0	1	1	1	0	0	0
Chuck Kobasew	4	0	0	0	-3	2	0	0
Shane Hnidy	3	0	0	0	3	2	0	0
Jaime Sifers	3	0	0	0	-1	4	0	0
Kim Johnsson	2	0	0	0	4	2	0	0
John Scott	2	0	0	0	1	2	0	0
Cam Barker	1	0	0	0	-1	0	0	0
Robbie Earl	1	0	0	0	-1	0	0	0

Power Play: 4-10 40.0% / Penalty Killing: 10-13 76.9%



Season	OVERALL						HOME						ROAD									
	GP	W	L	OT	PTS	GF	GA	GP	W	L	OT	PTS	GF	GA	GP	W	L	OT	PTS	GF	GA	
2000-01	4	3	0	1	7	8	3	2	2	0	0	4	6	2	2	1	0	1	3	2	1	6
2001-02	4	1	2	1	3	11	12	2	0	1	1	1	4	6	2	1	1	0	2	7	7	6
2002-03	4	1	2	1	3	8	10	2	1	0	1	3	5	3	2	0	2	0	0	3	7	6
2003-04	4	2	0	2	6	12	6	2	2	0	0	4	6	0	2	0	0	2	2	6	6	6
2005-06	4	2	2	0	4	9	12	2	2	0	0	4	6	3	2	0	2	0	0	3	9	9
2006-07	4	1	2	1	3	16	20	2	0	1	1	1	7	11	2	1	1	0	2	9	9	9
2007-08	4	1	2	1	3	13	13	2	1	1	0	2	7	5	2	0	1	1	1	6	8	8
2008-09	4	2	2	0	4	9	14	2	1	1	0	2	3	6	2	1	1	0	2	6	8	8
2009-10	4	2	1	1	5	16	13	2	1	1	0	2	8	5	2	1	0	1	3	8	8	8
<b>Totals</b>	<b>36</b>	<b>15</b>	<b>13</b>	<b>8</b>	<b>38</b>	<b>102</b>	<b>103</b>	<b>18</b>	<b>10</b>	<b>5</b>	<b>3</b>	<b>23</b>	<b>52</b>	<b>41</b>	<b>18</b>	<b>5</b>	<b>8</b>	<b>5</b>	<b>15</b>	<b>50</b>	<b>62</b>	

OT column includes both ties and overtime losses in 2000-01 (one home tie), 2001-02 (one home tie), 2002-03 (one home tie) and 2003-04 (two road ties).

DATE	VISITOR	HOME	DATE	VISITOR	HOME		
2005-06	November 19, 2005	Nashville 2	MINNESOTA 4	2007-08	November 24, 2007	MINNESOTA 4	Nashville 3
	December 1, 2005	Minnesota 1	NASHVILLE 2		December 18, 2007	Nashville 2	MINNESOTA 3
	January 26, 2006	Nashville 1	MINNESOTA 5		January 5, 2008	Minnesota 1	NASHVILLE 4
	April 13, 2006	Minnesota 2	NASHVILLE 4		February 17, 2007	Nashville 4	MINNESOTA 5 OT
2006-07	October 7, 2006	Nashville 5	MINNESOTA 6	2008-09	November 29, 2008	MINNESOTA 6	Nashville 2
	November 4, 2006	NASHVILLE 4	Minnesota 3		December 6, 2008	Minnesota 0	NASHVILLE 1
	November 16, 2006	MINNESOTA 7	Nashville 6 SO		February 6, 2009	NASHVILLE 2	Minnesota 0
	February 17, 2007	MINNESOTA 4	Nashville 1		April 10, 2009	Nashville 4	MINNESOTA 8
				2009-10	October 28, 2009	NASHVILLE 4	Minnesota 3
					December 2, 2009	Nashville 4	MINNESOTA 5 OT
					December 5, 2009	MINNESOTA 5	Nashville 3
					March 18, 2010	Minnesota 0	NASHVILLE 5

	OVERALL	AT NASHVILLE	AT MINNESOTA
<b>Current Trend</b>	1 Nashville win (3/18/10)	1 Nashville win (3/18/10)	1 Minnesota win (12/2/09)
<b>Last Win</b>	3/18/10 (5-0)	3/18/10 (5-0)	10/28/09 (4-3)
<b>Last Loss</b>	12/5/09 (3-5)	12/5/09 (3-5)	12/2/09 (4-5 OT)
<b>Last Tie</b>	1/12/04 (3-3 OT)	3/6/03 (2-2 OT)	1/12/04 (3-3 OT)
<b>Overtime Record</b>	0-3-5	0-1-2	0-2-3
<b>Longest Unbeaten Streak</b>	4 (twice, last 2-0-2-0, 12/23/03-2/26/04)	7 (5-0-2-0, 1/10/02-4/13/06)	3 (2-0-1-0, 12/10/00-10/31/01)
<b>Longest Winning Streak</b>	2 (twice, last 1/19-2/26/04)	4 (1/19/04-4/13/06)	None
<b>Longest Winless Streak</b>	4 (twice, last 0-3-1, 11/16/06-12/18/07)	3 (0-2-1, 11/16/06-11/24/07)	8 (0-6-2-0, 1/4/02-10/7/06)
<b>Longest Losing Streak</b>	4 (11/16/06-12/18/07)	3 (11/16/06-11/24/07)	3 (twice, last 11/19/05-10/7/06)
<b>Most Goals by Nashville</b>	6 (twice, last 11/16/06, 6-7 SO)	6 (11/16/06, 6-7 SO)	6 (10/31/01, 6-4)
<b>Most Goals by Minnesota</b>	8 (4/10/09, 4-8)	7 (11/16/06 (6-7 SO)	8 (4/10/09, 4-8)
<b>Most Goals by Both Teams</b>	13 (11/16/06 6-7 SO)	13 (11/16/06 6-7 SO)	12 (4/10/09, 4-8)
<b>Last Five Games</b>	2-2-1	3-2-0	2-1-2
<b>Last Ten Games</b>	5-3-2	5-4-1	3-5-2
<b>Last Transaction</b>	7/1/08: Acquired Ryan Jones and a second-round selection in the 2009 NHL Entry Draft (Charles-Olivier Roussel) for defenseman Marek Zidlicky.		
<b>Series Notes</b>	10/28/09: Jerred Smithson scored the game-winning goal while shorthanded to lift Nashville to a 4-3 victory at Xcel Energy Center... 4/10/09: Nashville tied a franchise record for goals allowed in an 8-4 loss in the 2008-09 regular season finale at Xcel Energy Center... 2/6/09: Dan Ellis stopped 22 shots in a 2-0 win at Xcel Energy Center, Nashville's first shutout at the venue... 12/6/08: Pekka Rinne turned aside all 32 shots he faced for his second career shutout in a 1-0 win at Bridgestone Arena... 11/16/06: The Predators and Wild combined for a Nashville franchise-record 90 total shots. Minnesota won via shootout 7-6 at Bridgestone Arena... 12/1/05: Jerred Smithson scored his first NHL goal... 1/19 & 2/26/04: Tomas Vokoun earned shutouts in both contests at Bridgestone Arena in 2003-04. He stopped 26 shots (2-0 win) on Jan. 19 and 27 shots (4-0 win) on Feb. 26... 10/30/01: Martin Erat scored his first NHL goal in Minnesota's 4-2 win... 3/21/01: Mike Dunham (23 saves) and Minnesota's Jamie McLennan (27 saves) both recorded shutouts in the first scoreless tie in Predators franchise history.		
<b>2010-11 Schedule</b>		1/11/11: Minnesota at Nashville 3/10/11: Minnesota at Nashville	11/26/10: Nashville at Minnesota 12/31/10: Nashville at Minnesota



# NHL & OPPONENTS

## MONTREAL CANADIENS

### 2009-10 SEASON SERIES

#### @ NASHVILLE

Date	Score	W/ Goal
14 Nov '09	MTL 0 @ NSH 2	Steve Sullivan

#### GOALS BY PERIOD

	1ST	2ND	3RD	OT	TOTAL
Nashville	1	0	1	--	2
Montreal	0	0	0	--	0

#### INDIVIDUAL SCORING

PREDATORS								
Player	GP	G	A	P	+/-	PIM	PP	SH
Steve Sullivan	1	2	0	2	1	0	1	0
Jason Arnott	1	0	1	1	1	2	0	0
J.P. Dumont	1	0	1	1	1	0	0	0
Shea Weber	1	0	1	1	0	0	0	0
Francis Bouillon	1	0	0	0	1	0	0	0
Martin Erat	1	0	0	0	0	0	0	0
Cody Franson	1	0	0	0	0	0	0	0
Marcel Goc	1	0	0	0	0	0	0	0
Dan Hamhuis	1	0	0	0	0	0	0	0
Patric Hornqvist	1	0	0	0	0	0	0	0
Kevin Klein	1	0	0	0	1	0	0	0
David Legwand	1	0	0	0	0	2	0	0
Michael Santorelli	1	0	0	0	0	0	0	0
Jerred Smithson	1	0	0	0	0	0	0	0
Ryan Suter	1	0	0	0	0	0	0	0
Andreas Thuresson	1	0	0	0	0	0	0	0
Jordin Tootoo	1	0	0	0	0	0	0	0
Joel Ward	1	0	0	0	0	0	0	0

Power Play: 1-6 16.7% / Penalty Killing: 2-2 100.0%

#### @ MONTREAL

Date	Score	W/ Goal
	no games	

\* overtime \*\* shootout

#### SHOTS BY PERIOD

	1ST	2ND	3RD	OT	TOTAL
Nashville	24	18	13	--	55
Montreal	4	6	10	--	20

CANADIENS								
PLAYER	GP	G	A	P	+/-	PIM	PP	SH
Marc-Andre Bergeron	1	0	0	0	0	0	0	0
Michael Cammalleri	1	0	0	0	0	0	0	0
Kyle Chipchura	1	0	0	0	0	0	0	0
Scott Gomez	1	0	0	0	0	0	0	0
Josh Gorges	1	0	0	0	0	0	0	0
Roman Hamrlík	1	0	0	0	-1	0	0	0
Andrei Kostitsyn	1	0	0	0	-1	2	0	0
Maxim Lapierre	1	0	0	0	0	0	0	0
Guillaume Latendresse	1	0	0	0	0	0	0	0
Jay Leach	1	0	0	0	0	0	0	0
Paul Mara	1	0	0	0	0	0	0	0
Glen Metropolit	1	0	0	0	0	0	0	0
Travis Moen	1	0	0	0	0	0	0	0
Max Pacioretty	1	0	0	0	0	0	0	0
Tomas Plekanec	1	0	0	0	-1	2	0	0
Tom Pyatt	1	0	0	0	-1	2	0	0
Jaroslav Spacek	1	0	0	0	-1	0	0	0
Ryan White	1	0	0	0	0	4	0	0

Power Play: 0-2 0.0% / Penalty Killing: 5-6 83.3%

#### GOALTENDING

##### PREDATORS

	GP	Min	W-L-OT	GA	SA	SV	GAA	SV%
Pekka Rinne	1	60	1-0-0	0	20	20	0.00	1.000

##### CANADIENS

	GP	Min	W-L-OT	GA	SA	SV	GAA	SV%
Carey Price	1	60	0-1-0	2	55	53	2.00	.964





Season	OVERALL							HOME							ROAD						
	GP	W	L	OT	PTS	GF	GA	GP	W	L	OT	PTS	GF	GA	GP	W	L	OT	PTS	GF	GA
1998-99	2	0	1	1	1	4	5	1	0	0	1	1	2	2	1	0	1	0	0	2	3
1999-00	1	1	0	0	2	6	1	1	1	0	0	2	6	1	0	0	0	0	0	0	0
2000-01	1	0	1	0	0	2	4	0	0	0	0	0	0	0	1	0	1	0	0	2	4
2001-02	2	1	1	0	2	6	4	1	1	0	0	2	5	1	1	0	1	0	0	1	3
2002-03	1	0	1	0	0	1	3	1	0	1	0	0	1	3	0	0	0	0	0	0	0
2003-04	1	0	0	1	1	4	5	0	0	0	0	0	0	0	1	0	0	1	1	4	5
2006-07	1	0	0	1	1	5	6	1	0	0	1	1	5	6	0	0	0	0	0	0	0
2007-08	1	1	0	0	2	5	4	0	0	0	0	0	0	0	1	1	0	0	2	5	4
2008-09	1	0	1	0	0	2	3	0	0	0	0	0	0	0	1	0	1	0	0	2	3
2009-10	1	1	0	0	2	2	0	1	1	0	0	2	2	0	0	0	0	0	0	0	0
<b>Totals</b>	<b>12</b>	<b>4</b>	<b>5</b>	<b>3</b>	<b>11</b>	<b>37</b>	<b>35</b>	<b>6</b>	<b>3</b>	<b>1</b>	<b>2</b>	<b>8</b>	<b>21</b>	<b>13</b>	<b>6</b>	<b>1</b>	<b>4</b>	<b>1</b>	<b>3</b>	<b>16</b>	<b>22</b>

OT column includes both ties and overtime losses in 1999-00, 2000-01, 2001-02, 2002-03 and 2003-04 (one road OTL). OT column includes ties in 1998-99 (one home tie).

	DATE	VISITOR	HOME
1998-99	December 12, 1998	Montreal	2
	March 18, 1999	Nashville	2
1999-00	November 18, 1999	Montreal	1
	December 21, 2000	Nashville	2
2001-02	November 8, 2001	Nashville	1
	March 23, 2002	Montreal	1
2002-03	March 10, 2003	<b>MONTREAL</b>	3
2003-04	December 18, 2003	Nashville	4
	February 22, 2007	<b>MONTREAL</b>	6
2007-08	December 1, 2007	<b>NASHVILLE</b>	5
2008-09	January 15, 2009	Nashville	2
	November 14, 2009	Montreal	0
2009-10	November 14, 2009	Montreal	0

	OVERALL	AT NASHVILLE	AT MONTREAL
<b>Current Trend</b>	1 Nashville win (11/14/09)	1 Nashville win (11/14/09)	1 Montreal win (1/15/09)
<b>Last Win</b>	11/14/09 (2-0)	11/14/09 (2-0)	12/1/07 (5-4 SO)
<b>Last Loss</b>	1/15/09 (2-3)	2/22/07 (5-6 SO)	1/15/09 (2-3)
<b>Last Tie</b>	12/12/98 (2-2 OT)	12/12/98 (2-2 OT)	None
<b>Overtime Record</b>	1-2-1	0-1-1	1-1-0
<b>Longest Unbeaten Streak</b>	None	3 (2-0-1-0, 12/12/98-3/23/02)	None
<b>Longest Winning Streak</b>	None	2 (11/18/99-3/23/02)	None
<b>Longest Winless Streak</b>	3 (0-1-0-2, 3/10/03-2/22/07)	2 (0-1-0-1, 3/10/03-2/22/07)	4 (0-3-0-1, 3/18/99-12/18/03)
<b>Longest Losing Streak</b>	3 (3/10/03-2/22/07)	2 (3/10/03-2/22/07)	4 (3/18/99-12/18/03)
<b>Most Goals by Nashville</b>	6 (11/18/99, 6-1)	6 (11/18/99, 6-1)	5 (12/1/07, 5-4 SO)
<b>Most Goals by Montreal</b>	6 (2/22/07, 5-6 SO)	6 (2/22/07, 5-6 SO)	5 (12/18/03, 4-5 OT)
<b>Most Goals by Both Teams</b>	11 (2/22/07, 5-6 SO)	11 (2/22/07, 5-6 SO)	9 (twice, last 12/1/07, 5-4 SO)
<b>Last Five Games</b>	2-1-(0)-2	3-1-(1)-1	1-3-(0)-1
<b>Last Ten Games</b>	4-4-(0)-2	3-1-(0)-1	1-4-(0)-1
<b>Last Transaction</b>	6/29/10: Acquired forward Sergei Kostitsyn for forward Dustin Boyd and goaltender Dan Ellis.		
<b>Series Notes</b>	11/14/09: The Predators put a franchise-record 55 shots on goal and outshot the Canadiens by a club record 35 shots, and Pekka Rinne made 20 saves in a 2-0 victory at Bridgestone Arena... 12/1/07: Nashville rallied from two three-goal deficits with four goals in the third period en route to a 5-4 shootout win at the Bell Centre. The win was Nashville's first in Montreal, and the Canadiens were the last team that had kept Nashville winless as a visitor... 11/18/99: Kimmo Timonen scored against Jeff Hackett in the franchise's first-ever penalty shot attempt during the Predators' 6-1 win at Bridgestone Arena.		
<b>2010-11 Schedule</b>	None		11/18/10: Nashville at Montreal



# NHL & OPPONENTS

## NEW JERSEY DEVILS

### 2009-10 SEASON SERIES

#### @ NASHVILLE

Date	Score	W/ Goal
19 Nov '09 **	NJ 2 @ NSH 3	Martin Erat

#### GOALS BY PERIOD

	1st	2nd	3rd	OT	Total
Nashville	2	1	1	0	4
New Jersey	2	1	4	0	7

#### INDIVIDUAL SCORING

PREDATORS								
PLAYER	GP	G	A	P	+/-	PIM	PP	SH
Jason Arnott	2	2	0	2	-3	0	1	0
J.P. Dumont	2	0	2	2	0	0	0	0
Jordin Tootoo	2	1	0	1	0	2	0	0
Cal O'Reilly	1	1	0	1	-1	0	1	0
Dan Hamhuis	2	0	1	1	0	4	0	0
Patric Hornqvist	2	0	1	1	-2	0	0	0
David Legwand	2	0	1	1	-1	4	0	0
Steve Sullivan	2	0	1	1	-2	0	0	0
Ryan Suter	2	0	1	1	-3	0	0	0
Colin Wilson	1	0	1	1	0	0	0	0
Francis Bouillon	2	0	0	0	-1	2	0	0
Martin Erat	2	0	0	0	-1	2	0	0
Kevin Klein	2	0	0	0	0	0	0	0
Joel Ward	2	0	0	0	-2	0	0	0
Shea Weber	2	0	0	0	-4	0	0	0
Wade Belak	1	0	0	0	0	0	0	0
Cody Franson	1	0	0	0	1	0	0	0
Marcel Goc	1	0	0	0	0	0	0	0
Ryan Jones	1	0	0	0	0	0	0	0
Michael Santorelli	1	0	0	0	0	2	0	0
Jerred Smithson	1	0	0	0	-1	0	0	0
Alexander Sulzer	1	0	0	0	-1	0	0	0
Andreas Thuresson	1	0	0	0	0	0	0	0

Power Play: 2-6 33.3% / Penalty Killing: 6-7 85.7%

#### GOALTENDING

##### PREDATORS

	GP	Min	W-L-OT	GA	SA	SV	GAA	SV%
Pekka Rinne	2	124	1-1-0	6	55	49	2.90	.891

##### DEVILS

	GP	Min	W-L-OT	GA	SA	SV	GAA	SV%
Martin Brodeur	2	125	1-0-1	4	49	45	1.92	.918

#### @ NEW JERSEY

Date	Score	W/ Goal
12 Feb '10	NSH 2 @ NJ 5	Ilya Kovalchuk * overtime ** shootout

#### SHOTS BY PERIOD

	1st	2nd	3rd	OT	Total
Nashville	13	15	17	4	49
New Jersey	21	18	14	3	56

#### DEVILS

PLAYER	GP	G	A	P	+/-	PIM	PP	SH
Zach Parise	2	3	1	4	2	0	1	0
Patrik Elias	2	1	2	3	5	2	0	0
Jamie Langenbrunner	2	1	2	3	1	0	0	0
Travis Zajac	2	1	2	3	0	0	0	0
Ilya Kovalchuk	1	1	1	2	3	0	0	0
Dean McAmmond	2	0	1	1	1	0	0	0
Mike Mottau	2	0	1	1	2	2	0	0
Colin White	2	0	1	1	1	2	0	0
Mark Fraser	2	0	0	0	2	0	0	0
Andy Greene	2	0	0	0	1	0	0	0
Rod Pelley	2	0	0	0	0	0	0	0
Brian Rolston	2	0	0	0	-1	0	0	0
Bryce Salvador	2	0	0	0	1	0	0	0
Dainius Zubrus	2	0	0	0	1	4	0	0
Niclas Bergfors	1	0	0	0	0	0	0	0
David Clarkson	1	0	0	0	0	2	0	0
Matthew Corrente	1	0	0	0	0	0	0	0
Tyler Eckford	1	0	0	0	0	2	0	0
Cory Murphy	1	0	0	0	1	0	0	0
Rob Niedermayer	1	0	0	0	0	0	0	0
Andrew Peters	1	0	0	0	0	0	0	0
Tim Sestito	1	0	0	0	0	0	0	0
Vladimir Zharkov	1	0	0	0	0	0	0	0

Power Play: 1-7 14.3% / Penalty Killing: 4-6 66.7%



Season	OVERALL							HOME							ROAD							
	GP	W	L	OT	PTS	GF	GA	GP	W	L	OT	PTS	GF	GA	GP	W	L	OT	PTS	GF	GA	
1998-99	2	1	1	0	2	4	6	1	0	1	0	0	1	4	1	1	0	0	2	3	2	4
1999-00	2	0	2	0	0	2	6	1	0	1	0	0	1	2	1	0	1	0	0	1	4	2
2000-01	1	1	0	0	2	4	3	0	0	0	0	0	0	0	1	1	0	0	2	4	3	3
2001-02	2	1	1	0	2	7	7	1	0	1	0	0	3	4	1	1	0	0	2	4	3	3
2002-03	2	0	1	1	1	3	5	1	0	1	0	0	1	2	1	0	0	1	1	2	3	3
2003-04	1	1	0	0	2	3	2	1	1	0	0	2	3	2	0	0	0	0	0	0	0	0
2005-06	1	0	0	1	1	3	4	1	0	0	1	1	3	4	0	0	0	0	0	0	0	0
2006-07	1	1	0	0	2	4	3	0	0	0	0	0	0	0	1	1	0	0	2	4	3	3
2008-09	1	0	1	0	0	1	3	1	0	1	0	0	1	3	0	0	0	0	0	0	0	0
2009-10	2	1	1	0	2	5	7	1	1	0	0	2	3	2	1	0	1	0	0	2	5	5
<b>Totals</b>	<b>15</b>	<b>6</b>	<b>7</b>	<b>2</b>	<b>14</b>	<b>36</b>	<b>46</b>	<b>8</b>	<b>2</b>	<b>5</b>	<b>1</b>	<b>5</b>	<b>16</b>	<b>23</b>	<b>7</b>	<b>4</b>	<b>2</b>	<b>1</b>	<b>9</b>	<b>20</b>	<b>23</b>	<b>23</b>

OT column includes both ties and overtime losses in 1999-00, 2000-01, 2001-02, 2002-03 (one road OTL) and 2003-04. OT column includes ties in 1998-99.

	DATE	VISITOR	SCORE	HOME	STATUS
1998-99	January 30, 1999	NASHVILLE	3	New Jersey	OT
	April 17, 1999	NEW JERSEY	4	Nashville	1
1999-00	February 3, 2000	Nashville	1	NEW JERSEY	4
	February 29, 2000	NEW JERSEY	2	Nashville	1
2000-01	November 8, 2000	NASHVILLE	4	New Jersey	3
2001-02	January 3, 2002	NASHVILLE	4	New Jersey	3
	March 21, 2002	NEW JERSEY	4	Nashville	3
2002-03	October 18, 2002	Nashville	2	NEW JERSEY	3 OT
	November 29, 2002	NEW JERSEY	2	Nashville	1
2003-04	January 3, 2004	New Jersey	2	NASHVILLE	3
2005-06	January 19, 2006	NEW JERSEY	4	Nashville	3 SO
2006-07	October 19, 2006	NASHVILLE	4	New Jersey	3 SO
2008-09	January 19, 2009	NEW JERSEY	3	Nashville	1
2009-10	November 19, 2009	New Jersey	2	NASHVILLE	3 SO
	February 12, 2010	Nashville	2	NEW JERSEY	5

	OVERALL	AT NASHVILLE	AT NEW JERSEY
<b>Current Trend</b>	1 New Jersey win (2/12/10)	1 Nashville win (11/19/09)	1 New Jersey win (2/12/10)
<b>Last Win</b>	11/19/09 (3-2 SO)	11/19/09 (3-2 SO)	10/19/06 (4-3 SO)
<b>Last Loss</b>	2/12/10 (2-5)	1/19/09 (1-3)	2/12/10 (2-5)
<b>Last Tie</b>	None	None	None
<b>Overtime Record</b>	3-2-0	1-1-0	2-1-0
<b>Longest Unbeaten Streak</b>	2 (2-0-0-0, 11/8/00-1/3/02)	None	2 (2-0-0-0, 11/8/00-1/3/02)
<b>Longest Winning Streak</b>	2 (11/8/00-1/3/02)	None	2 (11/8/00-1/3/02)
<b>Longest Winless Streak</b>	3 (twice, last 0-2-0-1, 3/21-11/29/02)	4 (0-4-0-0, 4/17/99-11/29/02)	None
<b>Longest Losing Streak</b>	3 (twice, last 3/21-11/29/02)	4 (4/17/99-11/29/02)	None
<b>Most Goals by Nashville</b>	4 (three times, last 10/19/06, 4-3 SO)	3 (four times, last 11/19/09, 3-2 SO)	4 (three times, last 10/19/06, 4-3 SO)
<b>Most Goals by New Jersey</b>	5 (2/12/10, 2-5)	4 (three times, last 1/19/06, 3-4 SO)	5 (2/12/10, 2-5)
<b>Most Goals by Both Teams</b>	7 (six times, last 2/12/10, 2-5)	7 (twice, last 1/19/06, 3-4 SO))	7 (four times, last 2/12/10, 2-5)
<b>Last Five Games</b>	2-2-1	2-2-(0)-1	3-1-(0)-1
<b>Last Ten Games</b>	4-4-(0)-2	2-5-(0)-1	4-2-(0)-1
<b>Last Transaction</b>	6/19/10: Acquired forward Matt Halischuk and a second-round selection in the 2011 Entry Draft for forward Jason Arnott.		
<b>Series Notes</b>	1/30/99: Sebastien Bordeleau scored the game-winner (2:43) for Nashville in the franchise's first overtime victory.		
<b>2010-11 Schedule</b>		None	12/17/10: Nashville at New Jersey



# NHL & OPPONENTS

## NEW YORK ISLANDERS

### 2009-10 SEASON SERIES

#### @ NASHVILLE

Date	Score	W/ Goal
	no games	

### GOALS BY PERIOD

	1st	2nd	3rd	OT	Total
Nashville	0	2	1	0	3
NY Islanders	0	2	1	0	3

### INDIVIDUAL SCORING

#### PREDATORS

Player	GP	G	A	P	+/-	PIM	PP	SH
Cal O'Reilly	1	1	0	1	0	0	0	0
Steve Sullivan	1	1	0	1	0	0	1	0
Joel Ward	1	1	0	1	1	0	0	0
Jason Arnott	1	0	1	1	0	0	0	0
Martin Erat	1	0	1	1	-1	2	0	0
Dan Hamhuis	1	0	1	1	2	2	0	0
Jerred Smithson	1	0	1	1	1	2	0	0
Francis Bouillon	1	0	0	0	-1	0	0	0
J.P. Dumont	1	0	0	0	0	2	0	0
Patric Hornqvist	1	0	0	0	0	0	0	0
Ryan Jones	1	0	0	0	1	0	0	0
Kevin Klein	1	0	0	0	1	0	0	0
David Legwand	1	0	0	0	1	0	0	0
Alexander Sulzer	1	0	0	0	0	0	0	0
Ryan Suter	1	0	0	0	0	2	0	0
Jordin Tootoo	1	0	0	0	0	2	0	0
Shea Weber	1	0	0	0	0	2	0	0
Colin Wilson	1	0	0	0	0	0	0	0

Power Play: 1-5 20.0% / Penalty Killing: 4-6 66.7%

### GOALTENDING

#### PREDATORS

	GP	Min	W-L-OT	GA	SA	SV	GAA	SV%
Pekka Rinne	1	65	0-0-1	3	32	29	2.77	.906

#### ISLANDERS

	GP	Min	W-L-OT	GA	SA	SV	GAA	SV%
Martin Biron	1	64	1-0-0	3	27	24	2.81	.889

#### @ NY ISLANDERS

Date	Score	W/ Goal
09 Feb '10 **	NSH 3 @ NYI 4	John Tavares * overtime ** shootout

### SHOTS BY PERIOD

	1st	2nd	3rd	OT	Total
Nashville	9	12	5	1	27
NY Islanders	3	17	9	3	32

#### ISLANDERS

PLAYER	GP	G	A	P	+/-	PIM	PP	SH
Mark Streit	1	1	1	2	-1	0	1	0
Matthew Martin	1	0	2	2	0	2	0	0
Rob Schremp	1	0	2	2	1	0	0	0
Bruno Gervais	1	1	0	1	-1	0	1	0
Freddy Meyer	1	1	0	1	1	0	0	0
Kyle Okposo	1	0	1	1	-1	0	0	0
Sean Bergenheim	1	0	0	0	-1	4	0	0
Blake Comeau	1	0	0	0	0	2	0	0
Trent Hunter	1	0	0	0	0	0	0	0
Jesse Joensuu	1	0	0	0	1	0	0	0
Dustin Kohn	1	0	0	0	0	0	0	0
Andrew MacDonald	1	0	0	0	0	0	0	0
Matt Moulson	1	0	0	0	0	0	0	0
Frans Nielsen	1	0	0	0	-2	2	0	0
Richard Park	1	0	0	0	0	0	0	0
Jon Sim	1	0	0	0	-1	0	0	0
Andy Sutton	1	0	0	0	-1	0	0	0
John Tavares	1	0	0	0	0	0	0	0

Power Play: 2-6 33.3% / Penalty Killing: 4-5 80.0%



Season	OVERALL							HOME							ROAD							
	GP	W	L	OT	PTS	GF	GA	GP	W	L	OT	PTS	GF	GA	GP	W	L	OT	PTS	GF	GA	
1998-99	2	1	1	0	2	5	7	1	0	1	0	0	3	6	1	1	0	0	2	2	2	1
1999-00	2	2	0	0	4	9	6	1	1	0	0	2	3	2	1	1	0	0	2	6	4	4
2000-01	1	0	1	0	0	1	2	0	0	0	0	0	0	0	1	0	1	0	0	1	2	2
2001-02	1	0	1	0	0	2	5	1	0	1	0	0	2	5	0	0	0	0	0	0	0	0
2002-03	2	1	0	1	3	5	4	1	1	0	0	2	2	0	1	0	0	1	1	3	4	4
2003-04	1	1	0	0	2	4	3	1	1	0	0	2	4	3	0	0	0	0	0	0	0	0
2005-06	1	1	0	0	2	2	1	1	1	0	0	2	2	1	0	0	0	0	0	0	0	0
2006-07	1	1	0	0	2	2	1	0	0	0	0	0	0	0	1	1	0	0	2	2	1	1
2008-09	1	1	0	0	2	1	0	1	1	0	0	2	1	0	0	0	0	0	0	0	0	0
2009-10	1	0	0	1	1	3	4	0	0	0	0	0	0	0	1	0	0	1	1	3	4	4
<b>Totals</b>	<b>13</b>	<b>8</b>	<b>3</b>	<b>2</b>	<b>18</b>	<b>34</b>	<b>33</b>	<b>7</b>	<b>5</b>	<b>2</b>	<b>0</b>	<b>10</b>	<b>17</b>	<b>17</b>	<b>6</b>	<b>3</b>	<b>1</b>	<b>2</b>	<b>8</b>	<b>17</b>	<b>16</b>	

OT column includes both ties and overtime losses in 1999-00, 2000-01, 2001-02, 2002-03 (one road OTL) and 2003-04. OT column includes ties in 1998-99.

	DATE	VISITOR	SCORE	HOME	SCORE
1998-99	November 21, 1998	NY ISLANDERS	6	Nashville	3
	February 12, 1999	NASHVILLE	2	NY Islanders	1
1999-00	February 2, 2000	NASHVILLE	6	NY Islanders	4
	March 28, 2000	NY Islanders	2	NASHVILLE	3
2000-01	November 7, 2000	Nashville	1	NY ISLANDERS	2
2001-2002	April 11, 2002	NY ISLANDERS	5	Nashville	2
2002-03	October 15, 2002	Nashville	3	NY ISLANDERS	4 OT
	February 13, 2003	NY Islanders	0	NASHVILLE	2
2003-04	November 15, 2003	NY Islanders	3	NASHVILLE	4
2005-06	January 10, 2006	NY Islanders	1	NASHVILLE	2
2006-07	October 16, 2006	NASHVILLE	2	NY Islanders	1 SO
2008-09	December 20, 2008	NY Islanders	0	NASHVILLE	1
2009-10	February 9, 2010	Nashville	3	NY ISLANDERS	4 SO

	OVERALL	AT NASHVILLE	AT NY ISLANDERS
<b>Current Trend</b>	1 N.Y. Islanders win (2/9/10)	4 Nashville wins (2/13/03-12/20/08)	1 N.Y. Islanders win (2/9/10)
<b>Last Win</b>	12/20/08 (1-0)	12/20/08 (1-0)	10/16/06 (2-1 SO)
<b>Last Loss</b>	2/9/10 (3-4 SO)	4/11/02 (2-5)	2/9/10 (3-4 SO)
<b>Last Tie</b>	None	None	None
<b>Overtime Record</b>	1-2-0	0-0-0	1-2-0
<b>Longest Unbeaten Streak</b>	5 (5-0-0-0, 2/13/03-12/20/08)	4 (4-0-0-0, 2/13/03-12/20/08)	2 (2-0-0-0, 2/12/99-2/2/00)
<b>Longest Winning Streak</b>	5 (2/13/03-12/20/08)	4 (2/13/03-12/20/08)	2 (2/12/99-2/2/00)
<b>Longest Winless Streak</b>	3 (0-2-0-1, 11/7/00-10/15/02)	None	2 (0-1-0-1, 11/7/00-10/15/02)
<b>Longest Losing Streak</b>	3 (11/7/00-10/15/02)	None	2 (11/7/00-10/15/02)
<b>Most Goals by Nashville</b>	6 (2/2/00, 6-4)	4 (11/15/03, 4-3)	6 (2/2/00, 6-4)
<b>Most Goals by NY Islanders</b>	6 (11/21/98, 3-6)	6 (11/21/98, 3-6)	4 (three times, last 2/9/10, 3-4 SO)
<b>Most Goals by Both Teams</b>	10 (2/2/00, 6-4)	9 (11/21/98, 3-6)	10 (2/2/00, 6-4)
<b>Last Five Games</b>	4-0-(0)-1	4-1-(0)-0	2-1-(0)-2
<b>Last Ten Games</b>	6-2-(0)-2	5-2-(0)-0	3-1-(0)-2
<b>Last Transaction</b>	6/20/08: Acquired Toronto's first-round selection (Colin Wilson) in the 2008 NHL Entry Draft for Florida's first-round selection (Josh Bailey) and second-round selection (Aaron Ness) in the 2008 NHL Entry Draft.		
<b>Series Notes</b>	12/20/08: Pekka Rinne turned aside all 23 shots he faced and Vernon Fiddler scored Nashville's lone goal in a 1-0 victory at Bridgestone Arena. It was the Predators fifth shutout in a 12-game span... 2/13/03: Tomas Vokoun stopped 36 shots in a 2-0 Nashville win at Bridgestone Arena... 10/15/02: Tomas Vokoun stopped a Brad Isbister penalty shot in overtime and Karlis Skrastins scored the first 3-on-5 goal in franchise history in an Islanders' 5-4 overtime at Nassau Coliseum.		
<b>2010-11 Schedule</b>		12/13/10: NY Islanders at Nashville	None



# NHL & OPPONENTS

## NEW YORK RANGERS

### 2009-10 SEASON SERIES

#### @ NASHVILLE

Date	Score	W/ Goal
	no games	

### GOALS BY PERIOD

	1st	2nd	3rd	OT	Total
Nashville	1	1	0	--	2
NY Rangers	0	1	0	--	1

### INDIVIDUAL SCORING

#### PREDATORS

PLAYER	GP	G	A	P	+/-	PIM	PP	SH
Jordin Tootoo	1	1	0	1	1	0	0	0
Colin Wilson	1	1	0	1	0	0	1	0
Kevin Klein	1	0	1	1	1	0	0	0
David Legwand	1	0	1	1	1	0	0	0
Jason Arnett	1	0	0	0	0	0	0	0
Wade Belak	1	0	0	0	0	0	0	0
Francis Bouillon	1	0	0	0	0	0	0	0
J.P. Dumont	1	0	0	0	0	0	0	0
Martin Erat	1	0	0	0	0	2	0	0
Dan Hamhuis	1	0	0	0	1	0	0	0
Patric Hornqvist	1	0	0	0	0	0	0	0
Cal O'Reilly	1	0	0	0	0	0	0	0
Jerred Smithson	1	0	0	0	0	0	0	0
Steve Sullivan	1	0	0	0	0	4	0	0
Alexander Sulzer	1	0	0	0	0	2	0	0
Ryan Suter	1	0	0	0	0	0	0	0
Joel Ward	1	0	0	0	1	4	0	0
Shea Weber	1	0	0	0	0	0	0	0

Power Play: 1-5 20.0% / Penalty Killing: 5-6 83.3%

#### @ NY RANGERS

Date	Score	W/ Goal
10 Feb '10	NSH 2 @ NYR 1	Colin Wilson * overtime ** shootout

### SHOTS BY PERIOD

	1st	2nd	3rd	OT	Total
Nashville	11	13	12	--	36
NY Rangers	9	11	18	--	38

#### RANGERS

PLAYER	GP	G	A	P	+/-	PIM	PP	SH
Vinny Prospal	1	1	0	1	-1	0	1	0
Olli Jokinen	1	0	1	1	-1	0	0	0
Artem Anisimov	1	0	0	0	-1	0	0	0
Sean Avery	1	0	0	0	0	0	0	0
Brian Boyle	1	0	0	0	0	0	0	0
Ryan Callahan	1	0	0	0	0	0	0	0
Erik Christensen	1	0	0	0	0	2	0	0
Michael Del Zotto	1	0	0	0	-1	4	0	0
Chris Drury	1	0	0	0	0	0	0	0
Brandon Dubinsky	1	0	0	0	0	0	0	0
Matt Gilroy	1	0	0	0	-1	0	0	0
Dan Girardi	1	0	0	0	0	0	0	0
Enver Lisin	1	0	0	0	0	2	0	0
Corey Potter	1	0	0	0	0	2	0	0
Brandon Prust	1	0	0	0	0	0	0	0
Wade Redden	1	0	0	0	0	0	0	0
Michal Rozsival	1	0	0	0	0	0	0	0
Marc Staal	1	0	0	0	0	0	0	0

Power Play: 1-6 16.7% / Penalty Killing: 4-5 80.0%

### GOALTENDING

#### PREDATORS

	GP	Min	W-L-OT	GA	SA	SV	GAA	SV%
Dan Ellis	1	60	1-0-0	1	38	37	1.00	.974

#### RANGERS

	GP	Min	W-L-OT	GA	SA	SV	GAA	SV%
Henrik Lundqvist	1	58	0-1-0	2	36	34	2.07	.944



Season	OVERALL							HOME							ROAD						
	GP	W	L	OT	PTS	GF	GA	GP	W	L	OT	PTS	GF	GA	GP	W	L	OT	PTS	GF	GA
1998-99	2	0	2	0	0	5	12	1	0	1	0	0	4	7	1	0	1	0	0	1	5
1999-00	1	0	1	0	0	1	5	0	0	0	0	0	0	0	1	0	1	0	0	1	5
2000-01	2	2	0	0	4	8	4	1	1	0	0	2	5	2	1	1	0	0	2	3	2
2001-02	1	1	0	0	2	4	2	0	0	0	0	0	0	0	1	1	0	0	2	4	2
2002-03	2	0	1	1	1	4	6	1	0	1	0	0	2	4	1	0	0	1	1	2	2
2003-04	2	2	0	0	4	6	3	1	1	0	0	2	2	1	1	1	0	0	2	4	2
2005-06	1	0	1	0	0	1	5	1	0	1	0	0	1	5	0	0	0	0	0	0	0
2006-07	1	1	0	0	2	3	0	0	0	0	0	0	0	0	1	1	0	0	2	3	0
2008-09	1	0	1	0	0	2	4	1	0	1	0	0	2	4	0	0	0	0	0	0	0
2009-10	1	1	0	0	2	2	1	0	0	0	0	0	0	0	1	1	0	0	2	2	1
<b>Totals</b>	<b>14</b>	<b>7</b>	<b>6</b>	<b>1</b>	<b>15</b>	<b>36</b>	<b>42</b>	<b>6</b>	<b>2</b>	<b>4</b>	<b>0</b>	<b>4</b>	<b>16</b>	<b>23</b>	<b>8</b>	<b>5</b>	<b>2</b>	<b>1</b>	<b>11</b>	<b>20</b>	<b>19</b>

OT column includes both ties and overtime losses in 1999-00, 2000-01, 2001-02, 2002-03 (one road tie) and 2003-04. OT column includes ties in 1998-99.

	DATE	VISITOR	HOME
1998-99	November 29, 1998	Nashville	1
	February 15, 1999	<b>NY RANGERS</b>	7
1999-00	January 31, 2000	Nashville	1
		<b>NY RANGERS</b>	5
2000-01	December 23, 2000	<b>NASHVILLE</b>	3
	March 4, 2001	NY Rangers	2
2001-02	December 12, 2001	<b>NASHVILLE</b>	4
2002-03	October 19, 2002	Nashville	2
	January 23, 2003	<b>NY RANGERS</b>	4
2003-04	February 28, 2004	NY Rangers	1
	March 25, 2004	<b>NASHVILLE</b>	2
2005-06	December 8, 2005	<b>NY RANGERS</b>	5
	October 18, 2006	<b>NASHVILLE</b>	3
2008-09	March 12, 2009	<b>NY RANGERS</b>	4
2009-10	February 10, 2010	<b>NASHVILLE</b>	2

	OVERALL	AT NASHVILLE	AT NY RANGERS
Current Trend	1 Nashville win (2/10/10)	2 NY Rangers wins (12/8/05-3/12/09)	NSH unbeaten in 6 (5-0-1-0, 12/23/00-2/10/10)
Last Win	2/10/10 (2-1)	2/28/04 (2-1 OT)	2/10/10 (2-1)
Last Loss	2/12/09 (2-4)	2/12/09 (2-4)	1/31/00 (1-5)
Last Tie	10/19/02 (2-2 OT)	None	10/19/02 (2-2 OT)
Overtime Record	2-0-1	1-0-0	1-0-1
Longest Unbeaten Streak	4 (3-0-1-0, 12/23/00-10/19/02)	None	6 (5-0-1-0, 12/23/00-2/10/10)
Longest Winning Streak	3 (12/23/00-12/12/01)	None	3 (3/25/04-2/10/10)
Longest Winless Streak	3 (0-3-0-0, 11/29/98-1/31/00)	2 (0-2-0, 12/8/05-3/12/09)	2 (0-2-0-0, 11/29/98-1/31/00)
Longest Losing Streak	3 (11/29/98-1/31/00)	2 (12/8/05-3/12/09)	2 (11/29/98-1/31/00)
Most Goals by Nashville	5 (3/4/01, 5-2)	5 (3/4/01, 5-2)	4 (twice, last 3/25/04, 4-2)
Most Goals by NY Rangers	7 (2/15/99, 4-7)	7 (2/15/99, 4-7)	5 (twice, last 1/31/00, 1-5)
Most Goals by Both Teams	11 (2/15/99, 4-7)	11 (2/15/99, 4-7)	6 (four times, last 3/25/04, 4-2)
Last Five Games	3-2-0	2-3-(0)-0	4-0-(1)-0
Last Ten Games	6-3-(1)-0	2-4-(0)-0	5-2-(1)-0
Last Transaction	10/30/08: Acquired forward Hugh Jessiman for future considerations.		
Series Notes	2/10/10: Colin Wilson scored his first career game-winning goal/power-play goal and Dan Ellis stopped 37-of-38 Ranger shots in a 2-1 victory at Madison Square Garden... 10/18/06: Tomas Vokoun stopped 38 shots in a 3-0 shutout win at Madison Square Garden... 2/28/04: Andrew Hutchinson scored the overtime game-winner (3:50) in a 2-1 win... 1/23/03: New York's Mike Dunham stopped Rem Murray on a penalty shot... 12/23/00: David Legwand scored the first overtime penalty-shot goal in NHL history (vs. Kirk McLean) to power Nashville to a 3-2 win over the Rangers at Madison Square Garden... 2/15/99: Wayne Gretzky posted five points (5a) in the Rangers' 7-4 win, Gretzky's only game at Bridgestone Arena.		

2010-11 Schedule	11/27/10: NY Rangers at Nashville	None
------------------	-----------------------------------	------



# NHL & OPPONENTS

## OTTAWA SENATORS

### 2009-10 SEASON SERIES

#### @ NASHVILLE

Date	Score	W/ Goal
	no games	

### GOALS BY PERIOD

	1st	2nd	3rd	OT	Total
Nashville	3	0	2	1	6
Ottawa	0	0	5	0	5

### INDIVIDUAL SCORING

PREDATORS								
Player	GP	G	A	P	+/-	PIM	PP	SH
J.P. Dumont	1	1	4	5	3	0	0	0
Ryan Suter	1	2	1	3	-2	2	1	0
Shea Weber	1	2	1	3	-1	2	1	0
Cody Franson	1	1	0	1	2	0	0	0
Dave Scatchard	1	0	1	1	1	2	0	0
Alexander Sulzer	1	0	1	1	2	0	0	0
Joel Ward	1	0	1	1	1	0	0	0
Colin Wilson	1	0	1	1	0	0	0	0
Francis Bouillon	1	0	0	0	0	0	0	0
Martin Erat	1	0	0	0	-3	0	0	0
Marcel Goc	1	0	0	0	-1	0	0	0
Patric Hornqvist	1	0	0	0	1	0	0	0
Ryan Jones	1	0	0	0	0	0	0	0
Kevin Klein	1	0	0	0	-1	0	0	0
David Legwand	1	0	0	0	-2	0	0	0
Cal O'Reilly	1	0	0	0	3	2	0	0
Jerred Smithson	1	0	0	0	0	12	0	0
Steve Sullivan	1	0	0	0	-2	2	0	0

Power Play: 2-6 33.3% / Penalty Killing: 5-6 83.3%

### GOALTENDING

#### PREDATORS

	GP	Min	W-L-OT	GA	SA	SV	GAA	SV%
Pekka Rinne	1	62	1-0-0	5	32	27	4.83	.844

#### SENATORS

	GP	Min	W-L-OT	GA	SA	SV	GAA	SV%
Pascal Leclaire	1	62	0-0-1	6	37	31	5.82	.838

#### @ OTTAWA

Date	Score	W/ Goal
22 Oct '09 *	NSH 6 @ OTT 5	Shea Weber

\* overtime \*\* shootout

### SHOTS BY PERIOD

	1st	2nd	3rd	OT	Total
Nashville	8	11	15	3	37
Ottawa	7	13	12	0	32

SENATORS								
Player	GP	G	A	P	+/-	PIM	PP	SH
Jason Spezza	1	0	3	3	1	0	0	0
Anton Volchenkov	1	1	1	2	3	0	0	0
Daniel Alfredsson	1	0	2	2	0	0	0	0
Chris Campoli	1	1	0	1	0	0	1	0
Nick Foligno	1	1	0	1	1	12	0	0
Milan Michalek	1	1	0	1	0	0	0	0
Chris Phillips	1	1	0	1	4	2	0	1
Mike Fisher	1	0	1	1	0	2	0	0
Erik Karlsson	1	0	1	1	0	0	0	0
Peter Regin	1	0	1	1	1	0	0	0
Matt Carkner	1	0	0	0	-4	2	0	0
Jonathan Cheechoo	1	0	0	0	-2	0	0	0
Chris Kelly	1	0	0	0	-1	0	0	0
Alexei Kovalev	1	0	0	0	-1	2	0	0
Chris Neil	1	0	0	0	0	2	0	0
Alexandre Picard	1	0	0	0	-3	0	0	0
Jarkko Ruutu	1	0	0	0	-1	0	0	0
Ryan Shannon	1	0	0	0	1	0	0	0

Power Play: 1-6 16.7% / Penalty Killing: 4-6 66.7%





Season	OVERALL								HOME								ROAD							
	GP	W	L	OT	PTS	GF	GA		GP	W	L	OT	PTS	GF	GA		GP	W	L	OT	PTS	GF	GA	
1998-99	2	0	2	0	0	2	6		1	0	1	0	0	1	3		1	0	1	0	0	1	3	
1999-00	1	1	0	0	2	2	1		0	0	0	0	0	0	0		1	1	0	0	2	2	1	
2000-01	1	0	1	0	0	0	4		1	0	1	0	0	0	4		0	0	0	0	0	0	0	
2001-02	2	1	1	0	2	6	5		1	1	0	0	2	4	2		1	0	1	0	0	2	3	
2002-03	2	1	1	0	2	3	6		1	1	0	0	2	3	2		1	0	1	0	0	0	4	
2003-04	1	0	1	0	0	2	4		0	0	0	0	0	0	0		1	0	1	0	0	2	4	
2006-07	1	1	0	0	2	6	0		1	1	0	0	2	6	0		0	0	0	0	0	0	0	
2007-08	1	1	0	0	2	6	5		0	0	0	0	0	0	0		1	1	0	0	2	6	5	
2008-09	1	0	1	0	0	0	2		1	0	1	0	0	0	2		0	0	0	0	0	0	0	
2009-10	1	1	0	0	2	6	5		0	0	0	0	0	0	0		1	1	0	0	2	6	5	
<b>Totals</b>	<b>13</b>	<b>6</b>	<b>7</b>	<b>0</b>	<b>12</b>	<b>33</b>	<b>38</b>		<b>6</b>	<b>3</b>	<b>3</b>	<b>0</b>	<b>6</b>	<b>14</b>	<b>13</b>		<b>7</b>	<b>3</b>	<b>4</b>	<b>0</b>	<b>6</b>	<b>19</b>	<b>25</b>	

OT column includes both ties and overtime losses in 1999-00, 2000-01, 2001-02, 2002-03 and 2003-04. OT column includes ties in 1998-99.

	DATE	VISITOR	SCORE	HOME	SCORE
1998-99	October 17, 1998	Nashville	1	OTTAWA	3
	December 1, 1998	OTTAWA	3	Nashville	1
1999-00	November 11, 1999	NASHVILLE	2	Ottawa	1
2000-01	March 24, 2001	OTTAWA	4	Nashville	0
2001-02	November 10, 2001	Nashville	2	OTTAWA	3
	December 6, 2001	Ottawa	2	NASHVILLE	4
2002-03	December 30, 2002	Ottawa	2	NASHVILLE	3
	February 22, 2003	Nashville	0	OTTAWA	4
2003-04	March 6, 2004	Nashville	2	OTTAWA	4
2006-07	December 14, 2006	Ottawa	0	NASHVILLE	6
2007-08	November 29, 2007	NASHVILLE	6	Ottawa	5
2008-09	February 16, 2009	OTTAWA	2	Nashville	0
2009-10	October 22, 2009	NASHVILLE	6	Ottawa	5 OT

	OVERALL	AT NASHVILLE	AT OTTAWA
<b>Current Trend</b>	1 Nashville win (10/22/09)	1 Ottawa win (2/16/09)	2 Nashville wins (11/29/07-10/22/09)
<b>Last Win</b>	10/22/09 (6-5 OT)	12/14/06 (6-0)	10/22/09 (6-5 OT)
<b>Last Loss</b>	2/16/09 (0-2)	2/16/09 (0-2)	3/6/04 (2-4)
<b>Last Tie</b>	None	None	None
<b>Overtime Record</b>	1-0-0	0-0-0	1-0-0
<b>Longest Unbeaten Streak</b>	2 (twice, last 2-0-0, 12/14/06-11/29/07)	3 (3-0-0-0, 12/6/01-12/14/06)	2 (2-0-0, 11/29/07-10/22/09)
<b>Longest Winning Streak</b>	2 (twice, last 12/14/06-11/29/07)	3 (12/6/01-12/14/06)	2 (11/29/07-10/22/09)
<b>Longest Winless Streak</b>	2 (three times, last 0-2-0-0, 2/22/03-3/6/04)	2 (0-2-0-0, 12/1/98-3/24/01)	3 (0-3-0-0, 11/10/01-3/6/04)
<b>Longest Losing Streak</b>	2 (three times, last 2/22/03-3/6/04)	2 (12/1/98-3/24/01)	3 (11/10/01-3/6/04)
<b>Most Goals by Nashville</b>	6 (three times, last 10/22/09, 6-5 OT)	6 (12/14/06, 6-0)	6 (twice, last 10/22/09, 6-5 OT)
<b>Most Goals by Ottawa</b>	5 (twice, last 10/22/09, 6-5 OT)	4 (3/24/01, 0-4)	5 (twice, last 10/22/09, 6-5 OT)
<b>Most Goals by Both Teams</b>	11 (twice, last 10/22/09, 6-5 OT)	6 (twice, last 12/14/06, 6-0)	11 (twice, last 10/22/09, 6-5 OT)
<b>Last Five Games</b>	3-2-(0)-0	3-2-(0)-0	2-3-(0)-0
<b>Last Ten Games</b>	5-5-(0)-0	3-3-(0)-0	3-4-(0)-0
<b>Last Transaction</b>	6/20/08: Acquired a first-round selection (Chet Pickard) in the 2008 NHL Entry Draft and a third-round selection in the 2009 NHL Entry Draft (Taylor Beck) for a first-round selection (Erik Karlsson) in the 2008 NHL Entry Draft.		
<b>Series Notes</b>	10/22/09: J.P. Dumont tied a franchise record for points in a game (1g-5a), and defensemen provided a franchise-record five of six goals in a 6-5 overtime victory at Scotiabank Place. 11/29/07: After Ottawa rallied with two goals to knot the score at 5-5, Martin Erat scored the game winner with 23 seconds remaining in regulation to cap a 6-5 win at Scotiabank Place... 12/14/06: Steve Sullivan scored three goals in a span of 5:56 as the Predators shut out Ottawa 6-0 at Bridgestone Arena. Chris Mason earned the win in net with 22 saves... 12/1/98: Eric Fichaud stopped the first penalty shot taken against the Predators (awarded to Shaun Van Allen)... 10/17/98: Ottawa's Magnus Arvedsson scored the first shorthanded goal against Nashville in the Senators' 3-1 win.		
<b>2010-11 Schedule</b>	None	12/23/10: Nashville at Ottawa	



# NHL & OPPONENTS

## PHILADELPHIA FLYERS

### 2009-10 SEASON SERIES

#### @ NASHVILLE

Date	Score	W/ Goal
16 Mar '10 **	PHI 3 @ NSH 4	Martin Erat

#### GOALS BY PERIOD

	1st	2nd	3rd	OT	Total
Nashville	3	0	0	0	3
Philadelphia	1	0	2	0	3

#### INDIVIDUAL SCORING

PREDATORS								
PLAYER	GP	G	A	P	+/-	PIM	PP	SH
Martin Erat	1	1	0	1	-1	0	0	0
Jerred Smithson	1	1	0	1	1	2	0	0
Steve Sullivan	1	1	0	1	1	0	0	0
Jason Arnott	1	0	1	1	-1	0	0	0
Marcel Goc	1	0	1	1	1	0	0	0
Dan Hamhuis	1	0	1	1	2	2	0	0
Patric Hornqvist	1	0	1	1	1	0	0	0
David Legwand	1	0	1	1	1	0	0	0
Joel Ward	1	0	1	1	1	0	0	0
Francis Bouillon	1	0	0	0	-1	0	0	0
Dustin Boyd	1	0	0	0	0	0	0	0
J.P. Dumont	1	0	0	0	0	0	0	0
Cody Franson	1	0	0	0	2	0	0	0
Kevin Klein	1	0	0	0	-1	0	0	0
Ryan Suter	1	0	0	0	0	0	0	0
Jordin Tootoo	1	0	0	0	0	5	0	0
Shea Weber	1	0	0	0	0	0	0	0
Colin Wilson	1	0	0	0	-1	0	0	0

Power Play: 0-0 0.0% / Penalty Killing: 1-2 50.0%

#### GOALTENDING

##### PREDATORS

	GP	Min	W-L-OT	GA	SA	SV	GAA	SV%
Pekka Rinne	1	65	1-0-0	3	45	42	2.77	.933

##### FLYERS

	GP	Min	W-L-OT	GA	SA	SV	GAA	SV%
Brian Boucher	1	55	0-0-1	1	25	24	1.09	.960
Michael Leighton	1	10	0-0-0	2	5	3	12.31	.600

#### @ PHILADELPHIA

Date	Score	W/ Goal
	no games	

\* overtime \*\* shootout

#### SHOTS BY PERIOD

	1st	2nd	3rd	OT	Total
Nashville	9	6	10	5	30
Philadelphia	17	12	10	6	45

#### FLYERS

Player	GP	G	A	P	+/-	PIM	PP	SH
Danny Briere	1	0	2	2	1	0	0	0
Jeff Carter	1	1	0	1	0	0	0	0
Simon Gagne	1	1	0	1	1	0	0	0
Chris Pronger	1	1	0	1	-1	0	1	0
Matt Carle	1	0	1	1	-2	0	0	0
Scott Hartnell	1	0	1	1	0	0	0	0
Mike Richards	1	0	1	1	-1	0	0	0
Kimmo Timonen	1	0	1	1	-1	0	0	0
Arron Asham	1	0	0	0	-2	0	0	0
Blair Betts	1	0	0	0	0	0	0	0
Daniel Carcillo	1	0	0	0	0	0	0	0
Braydon Coburn	1	0	0	0	1	0	0	0
Claude Giroux	1	0	0	0	-1	0	0	0
Lukas Krajicek	1	0	0	0	0	0	0	0
Ian Laperriere	1	0	0	0	0	5	0	0
Ryan Parent	1	0	0	0	1	0	0	0
Darroll Powe	1	0	0	0	0	0	0	0
James van Riemsdyk	1	0	0	0	-1	0	0	0

Power Play: 1-2 50.0% / Penalty Killing: 0-0 0.0%



Season	OVERALL							HOME							ROAD							
	GP	W	L	OT	PTS	GF	GA	GP	W	L	OT	PTS	GF	GA	GP	W	L	OT	PTS	GF	GA	
1998-99	2	0	2	0	0	1	10	1	0	1	0	0	1	2	1	0	1	0	0	0	0	8
1999-00	2	0	1	1	1	1	3	1	0	1	0	0	0	2	1	0	0	1	1	1	1	1
2000-01	2	1	0	1	3	5	3	1	0	0	1	1	2	2	1	1	0	0	2	3	1	1
2001-02	1	1	0	0	2	3	2	0	0	0	0	0	0	0	1	1	0	0	2	3	2	2
2002-03	1	0	0	1	1	1	1	1	0	0	1	1	1	1	0	0	0	0	0	0	0	0
2003-04	1	0	1	0	0	2	5	0	0	0	0	0	0	0	1	0	1	0	0	2	5	5
2005-06	1	1	0	0	2	4	3	1	1	0	0	2	4	3	0	0	0	0	0	0	0	0
2006-07	1	1	0	0	2	3	2	0	0	0	0	0	0	0	1	1	0	0	2	3	2	2
2008-09	1	0	1	0	0	1	4	0	0	0	0	0	0	0	1	0	1	0	0	1	4	4
2009-10	1	1	0	0	2	4	3	1	1	0	0	2	4	3	0	0	0	0	0	0	0	0
<b>Totals</b>	<b>13</b>	<b>5</b>	<b>5</b>	<b>3</b>	<b>13</b>	<b>25</b>	<b>36</b>	<b>6</b>	<b>2</b>	<b>2</b>	<b>2</b>	<b>6</b>	<b>12</b>	<b>13</b>	<b>7</b>	<b>3</b>	<b>3</b>	<b>1</b>	<b>7</b>	<b>13</b>	<b>23</b>	

OT column includes both ties and overtime losses in 1999-00 (one road tie), 2000-01 (one home tie), 2001-02, 2002-03 (one home tie) and 2003-04.

OT column includes ties in 1998-99.

	DATE	VISITOR	SCORE	HOME	STATUS
1998-99	January 11, 1999	Nashville	0	PHILADELPHIA	8
	April 1, 1999	PHILADELPHIA	2	Nashville	1
1999-00	December 19, 1999	Nashville	1	Philadelphia	1 OT
	March 21, 2000	PHILADELPHIA	2	Nashville	0
2000-01	November 2, 2000	NASHVILLE	3	Philadelphia	1
	December 12, 2000	Philadelphia	2	Nashville	2 OT
2001-02	January 24, 2002	NASHVILLE	3	Philadelphia	2 OT
2002-03	March 25, 2003	Philadelphia	1	Nashville	1 OT
2003-04	March 3, 2004	Nashville	2	PHILADELPHIA	5
2005-06	December 3, 2005	Philadelphia	3	NASHVILLE	4 SO
2006-07	November 29, 2006	NASHVILLE	3	Philadelphia	2
2008-09	March 7, 2009	Nashville	1	PHILADELPHIA	4
2009-10	March 16, 2010	Philadelphia	3	NASHVILLE	4 SO

	OVERALL	AT NASHVILLE	AT PHILADELPHIA
<b>Current Trend</b>	1 Nashville win (3/16/10)	2 Nashville wins (12/3/05-3/16/10)	1 Philadelphia win (3/7/09)
<b>Last Win</b>	3/16/10 (4-3 SO)	3/16/10 (4-3 SO)	11/29/06 (3-2)
<b>Last Loss</b>	3/7/09 (1-4)	3/21/00 (0-2)	3/7/09 (1-4)
<b>Last Tie</b>	3/25/03 (1-1 OT)	3/25/03 (1-1 OT)	12/19/99 (1-1 OT)
<b>Overtime Record</b>	3-0-3	2-0-2	1-0-1
<b>Longest Unbeaten Streak</b>	4 (2-0-2-0, 11/2/00-3/25/03)	3 (1-0-2-0, 12/12/00-12/3/05)	3 (2-0-1-0, 12/19/99-1/24/02)
<b>Longest Winning Streak</b>	2 (12/3/05-11/29/06)	2 (12/3/05-3/16/10)	2 (11/2/00-1/24/02)
<b>Longest Winless Streak</b>	4 (0-3-1-0, 1/11/99-3/21/00)	4 (0-2-2-0, 4/1/99-3/25/03)	2 (0-1-1-0, 1/11-12/19/99)
<b>Longest Losing Streak</b>	2 (1/11-4/1/99)	2 (4/1/99-3/21/00)	None
<b>Most Goals by Nashville</b>	4 (twice, last 3/16/10, 4-3 SO)	4 (twice, last 3/16/10, 4-3 SO)	3 (three times, last 11/29/06, 3-2)
<b>Most Goals by Philadelphia</b>	8 (1/11/99, 0-8)	3 (twice, last 3/16/10, 4-3 SO)	8 (1/11/99, 0-8)
<b>Most Goals by Both Teams</b>	8 (1/11/99, 0-8)	7 (twice, last 3/16/10)	8 (1/11/99, 0-8)
<b>Last Five Games</b>	3-2-(0)-0	2-1-(2)-0	3-2-(0)-0
<b>Last Ten Games</b>	5-3-(2)-0	2-2-(2)-0	3-3-(1)-0
<b>Last Transaction</b>	6/19/10: Acquired defenseman Ryan Parent for defenseman Dan Hamhuis.		
<b>Series Notes</b>	3/16/10: Martin Erat scored a goal in regulation and the shootout decider in a 4-3 victory at Bridgestone Arena... 12/3/05: Philadelphia, the last team unbeaten in Nashville, fell for the first time at Bridgestone Arena. Steve Sullivan scored the game-deciding goal in the shootout in a 4-3 win... 1/24/02: Denis Arkhipov scored a 1:16 of overtime as the Predators defeated the Flyers 3-2... 1/11/99: The Flyers handed the Predators their most decisive loss in franchise history, 8-0. John Vanbiesbrouck made 24 saves for Philadelphia.		
<b>2010-11 Schedule</b>	None		2/3/11: Nashville at Philadelphia



# NHL & OPPONENTS

## PHOENIX COYOTES

### 2009-10 SEASON SERIES

#### @ NASHVILLE

Date	Score	W/ Goal
25 Mar '10 **	PHX 3 @ NSH 4	David Legwand
02 Feb '10 **	PHX 1 @ NSH 0	Adrian Aucoin

#### GOALS BY PERIOD

	1st	2nd	3rd	OT	Total
Nashville	2	4	1	0	7
Phoenix	2	2	8	0	12

#### INDIVIDUAL SCORING

PLAYER	PREDATORS							
	GP	G	A	P	+/-	PIM	PP	SH
Steve Sullivan	4	2	2	4	3	0	1	0
Patric Hornqvist	4	2	1	3	1	0	0	0
Marcel Goc	4	0	2	2	0	0	0	0
Jason Arnott	3	0	2	2	1	0	0	0
J.P. Dumont	3	0	2	2	0	0	0	0
Martin Erat	4	1	0	1	-1	2	0	0
Dan Hamhuis	4	1	0	1	-2	0	0	0
Shea Weber	4	1	0	1	-5	0	0	0
Cody Franson	4	0	1	1	2	0	0	0
Ryan Suter	4	0	1	1	-5	0	0	0
Cal O'Reilly	2	0	1	1	0	0	0	0
Francis Bouillon	4	0	0	0	0	0	0	0
Kevin Klein	4	0	0	0	-2	0	0	0
David Legwand	4	0	0	0	-6	0	0	0
Jerred Smithson	4	0	0	0	-6	0	0	0
Jordin Tootoo	4	0	0	0	-1	4	0	0
Joel Ward	3	0	0	0	-5	0	0	0
Dustin Boyd	2	0	0	0	-1	0	0	0
Ryan Jones	2	0	0	0	-1	0	0	0
Nick Spaling	2	0	0	0	1	0	0	0
Colin Wilson	2	0	0	0	-4	2	0	0
Wade Belak	1	0	0	0	0	0	0	0

Power Play: 1-8 12.5% / Penalty Killing: 5-5 100.0%

#### GOALTENDING

##### PREDATORS

	GP	Min	W-L-OT	GA	SA	SV	GAA	SV%
Pekka Rinne	3	189	1-1-1	7	90	83	2.23	.922
Dan Ellis	1	58	0-1-0	4	23	19	4.17	.826

##### COYOTES

	GP	Min	W-L-OT	GA	SA	SV	GAA	SV%
Ilya Bryzgalov	4	250	3-0-1	7	124	117	1.68	.944

#### @ PHOENIX

Date	Score	W/ Goal
07 Apr '10	NSH 2 @ PHX 5	Taylor Pyatt
21 Jan '10	NSH 2 @ PHX 4	Scottie Upshall

\* overtime \*\* shootout

#### SHOTS BY PERIOD

	1st	2nd	3rd	OT	Total
Nashville	42	31	45	6	124
Phoenix	30	45	33	6	114

#### COYOTES

PLAYER	GP	G	A	P	+/-	PIM	PP	SH
Keith Yandle	4	1	5	6	7	0	0	0
Shane Doan	4	1	4	5	3	2	0	0
Wojtek Wolski	2	2	2	4	4	0	0	0
Scottie Upshall	1	3	0	3	3	0	0	0
Matthew Lombardi	4	1	2	3	3	0	0	0
Lauri Kopikowski	4	1	1	2	2	2	0	0
Lee Stempniak	2	1	1	2	2	0	0	0
Taylor Pyatt	4	1	0	1	0	0	0	0
Petteri Nokelainen	2	1	0	1	2	0	0	0
Adrian Aucoin	4	0	1	1	1	2	0	0
Vernon Fiddler	4	0	1	1	3	4	0	0
Martin Hanzal	4	0	1	1	-1	0	0	0
Sami Lepisto	3	0	1	1	3	0	0	0
Daniel Winnik	3	0	1	1	1	2	0	0
Derek Morris	2	0	1	1	3	0	0	0
Ed Jovanovski	4	0	0	0	-3	0	0	0
Zbynek Michalek	4	0	0	0	0	2	0	0
Petr Prucha	4	0	0	0	-3	0	0	0
Radim Vrbata	4	0	0	0	-1	0	0	0
Paul Bissonnette	2	0	0	0	0	0	0	0
Robert Lang	2	0	0	0	0	0	0	0
Peter Mueller	2	0	0	0	0	0	0	0
James Vandermeer	2	0	0	0	1	0	0	0
Mathieu Schneider	1	0	0	0	0	2	0	0

Power Play: 0-5 0.0% / Penalty Killing: 7-8 87.5%



Season	OVERALL						HOME						ROAD									
	GP	W	L	OT	PTS	GF	GA	GP	W	L	OT	PTS	GF	GA	GP	W	L	OT	PTS	GF	GA	
1998-99	4	2	2	0	4	10	12	2	1	1	0	2	3	5	2	1	1	0	2	7	7	7
1999-00	4	1	2	1	3	13	16	2	0	1	1	1	7	10	2	1	1	0	2	6	6	6
2000-01	4	3	1	0	6	14	11	2	2	0	0	4	8	4	2	1	1	0	2	6	7	7
2001-02	4	0	4	0	0	6	11	2	0	2	0	0	2	4	2	0	2	0	0	4	7	7
2002-03	4	1	2	1	3	6	8	2	1	1	0	2	5	5	2	0	1	1	1	1	3	3
2003-04	4	3	0	1	7	18	9	2	1	0	1	3	7	6	2	2	0	0	4	11	3	3
2005-06	4	3	1	0	6	15	10	2	2	0	0	4	7	1	2	1	1	0	2	8	9	9
2006-07	4	2	2	0	4	12	8	2	2	0	0	4	8	2	2	0	2	0	0	4	6	6
2007-08	4	2	1	1	5	15	15	2	1	1	0	2	6	8	2	1	0	1	3	9	7	7
2008-09	4	3	1	0	6	9	4	2	2	0	0	4	6	2	2	1	1	0	2	3	2	2
2009-10	4	1	2	1	3	8	13	2	1	0	1	3	4	4	2	0	2	0	0	4	9	9
<b>Totals</b>	<b>44</b>	<b>21</b>	<b>18</b>	<b>5</b>	<b>47</b>	<b>126</b>	<b>117</b>	<b>22</b>	<b>13</b>	<b>6</b>	<b>3</b>	<b>29</b>	<b>63</b>	<b>51</b>	<b>22</b>	<b>8</b>	<b>12</b>	<b>2</b>	<b>18</b>	<b>63</b>	<b>66</b>	

OT column includes both ties and overtime losses in 1999-00 (one home tie), 2000-01, 2001-02, 2002-03 (one road OTL) and 2003-04 (one home tie).  
OT column includes ties in 1998-99 (one home tie).

DATE	VISITOR	HOME	DATE	VISITOR	HOME
2005-06	October 13, 2005	NASHVILLE 5	Phoenix 4	SO	
	March 16, 2006	Phoenix 0	NASHVILLE 2		
	March 28, 2006	Nashville 3	PHOENIX 5		
	April 15, 2006	Phoenix 1	NASHVILLE 5		
2006-07	October 14, 2006	Phoenix 1	NASHVILLE 4		
	December 4, 2006	Nashville 2	PHOENIX 3		
	February 1, 2007	Nashville 2	PHOENIX 3		
	February 19, 2007	Phoenix 1	NASHVILLE 4		
2007-08	October 11, 2007	PHOENIX 6	Nashville 3		
	January 24, 2008	Nashville 3	PHOENIX 4	OT	
	February 2, 2008	Phoenix 2	NASHVILLE 3	OT	
	February 10, 2008	NASHVILLE 6	Phoenix 3		
2008-09	December 18, 2008	Nashville 1	PHOENIX 2		
	February 3, 2009	Phoenix 1	NASHVILLE 2		
	February 26, 2009	Phoenix 1	NASHVILLE 4		
	March 14, 2009	NASHVILLE 2	Phoenix 0		
2009-10	January 21, 2010	Nashville 2	PHOENIX 4		
	February 2, 2010	PHOENIX 1	Nashville 0	SO	
	March 25, 2010	Phoenix 3	NASHVILLE 4	SO	
	April 7, 2010	Nashville 2	PHOENIX 5		

	OVERALL	AT NASHVILLE	AT PHOENIX
<b>Current Trend</b>	1 Phoenix win (4/7/10)	1 Nashville win (3/25/10)	2 Phoenix wins (1/21-4/7/10)
<b>Last Win</b>	3/25/10 (4-3 SO)	3/25/10 (4-3 SO)	3/14/09 (2-0)
<b>Last Loss</b>	4/7/10 (2-5)	2/2/10 (0-1 SO)	4/7/10 (2-5)
<b>Last Tie</b>	12/22/03 (3-3 OT)	12/22/03 (3-3 OT)	None
<b>Overtime Record</b>	5-3-2	3-1-2	2-2-0
<b>Longest Unbeaten Streak</b>	6 (5-0-1-0, 12/22/03-3/16/06)	7 (6-0-1-0, 1/11/03-2/19/07)	3 (3-0-0, 12/27/03-10/13/05)
<b>Longest Winning Streak</b>	5 (12/27/03-3/16/05)	5 (1/15/04-2/19/07)	3 (12/27/03-10/13/05)
<b>Longest Winless Streak</b>	6 (0-5-0-1, 11/29/01-11/3/02)	3 (twice, last 0-3-0-0, 1/21-10/22/02)	5 (0-4-0-1, 3/6/01-4/4/03)
<b>Longest Losing Streak</b>	6 (11/29/01-11/3/02)	3 (1/21-10/22/02)	5 (3/6/01-4/4/03)
<b>Most Goals by Nashville</b>	8 (2/21/04, 8-2)	5 (4/15/06, 5-1)	8 (2/21/04, 8-2)
<b>Most Goals by Phoenix</b>	6 (three times, last 10/11/07, 3-6)	6 (twice, last 10/11/07, 3-6)	6 (4/14/02, 4-6)
<b>Most Goals by Both Teams</b>	10 (twice, last 2/21/04, 8-2)	9 (twice, last 10/11/07, 3-6)	10 (twice, last 2/21/04, 8-2)
<b>Last Five Games</b>	2-2-1	4-0-1	2-3-0
<b>Last Ten Games</b>	6-3-1	8-1-1	3-6-1
<b>Last Transaction</b>	6/21/08: Acquired Toronto's second-round selection (Roman Josi) in the 2008 NHL Entry Draft for a second-round selection (traded to Florida; Florida selected Colby Robak) and a third-round selection (Mathieu Brodeur) in the 2008 NHL Entry Draft.		
<b>Series Notes</b>	2/2/10: Pekka Rinne stopped 26 shots and Ilya Bryzgalov stopped 25 shots as both goaltenders recorded shutouts in a 1-0 Phoenix victory at Bridgestone Arena... 3/14/09: Pekka Rinne turned aside all 18 shots he faced for his seventh shutout of the season, setting a franchise record, in a 2-0 victory at Jobing.com Arena... 2/2/08: Alexander Radulov scored 4:10 into overtime to lift Nashville to a 3-2 win at Bridgestone Arena... 4/15/06: Goaltender Chris Mason was credited with a goal - a first in franchise history - in a 5-1 win at Bridgestone Arena... 12/27/03: Nashville won the first contest in Phoenix's Jobing.com Arena, 3-1... 12/22/03: Scott Walker notched his second career hat trick in a 3-3 tie at Bridgestone Arena... 3/29/01: David Legwand scored the game winner 36 seconds into overtime, capping a 4-3 come-from-behind win at Bridgestone Arena... 3/17/00: Greg Johnson scored the overtime game-winner (3:56) in a 4-3 win at Phoenix... 1/15/99: Tomas Vokoun recorded 31 saves en route to the franchise's first shutout victory (2-0).		
<b>2010-11 Schedule</b>	11/30/10: Phoenix at Nashville	11/3/10: Nashville at Phoenix	
	1/18/11: Phoenix at Nashville	1/18/11: Nashville at Phoenix	



# NHL & OPPONENTS

## PITTSBURGH PENGUINS

### 2009-10 SEASON SERIES

#### @ NASHVILLE

Date	Score	W/ Goal
	no games	

#### GOALS BY PERIOD

	1st	2nd	3rd	OT	Total
Nashville	0	2	1	0	3
Pittsburgh	1	1	1	0	3

#### INDIVIDUAL SCORING

PREDATORS								
PLAYER	GP	G	A	P	+/-	PIM	PP	SH
Shea Weber	1	1	1	2	-1	0	0	0
Marcel Goc	1	0	2	2	2	0	0	0
Martin Erat	1	1	0	1	-2	0	1	0
Jordin Tootoo	1	1	0	1	1	0	0	0
Jason Arnott	1	0	1	1	-2	0	0	0
J.P. Dumont	1	0	1	1	1	0	0	0
Francis Bouillon	1	0	0	0	1	2	0	0
Dan Hamhuis	1	0	0	0	0	2	0	0
Patric Hornqvist	1	0	0	0	-1	0	0	0
Ryan Jones	1	0	0	0	1	2	0	0
Kevin Klein	1	0	0	0	-1	2	0	0
David Legwand	1	0	0	0	0	0	0	0
Cal O'Reilly	1	0	0	0	0	0	0	0
Steve Sullivan	1	0	0	0	-1	0	0	0
Alexander Sulzer	1	0	0	0	1	0	0	0
Ryan Suter	1	0	0	0	0	2	0	0
Joel Ward	1	0	0	0	1	0	0	0
Colin Wilson	1	0	0	0	0	0	0	0

Power Play: 1-7 14.3% / Penalty Killing: 3-4 75.0%

#### GOALTENDING

##### PREDATORS

	GP	Min	W-L-OT	GA	SA	SV	GAA	SV%
Dan Ellis	1	65	1-0-0	3	33	30	2.78	.909

##### PENGUINS

	GP	Min	W-L-OT	GA	SA	SV	GAA	SV%
Marc-Andre Fleury	1	64	0-0-1	3	26	23	2.82	.885

#### @ PITTSBURGH

Date	Score	W/ Goal
14 Feb '10 **	NSH 4 @ PIT 3	Cal O'Reilly * overtime ** shootout

#### SHOTS BY PERIOD

	1st	2nd	3rd	OT	Total
Nashville	4	15	7	0	26
Pittsburgh	11	8	7	7	33

#### PENGUINS

PLAYER	GP	G	A	P	+/-	PIM	PP	SH
Sidney Crosby	1	1	1	2	1	2	1	0
Matt Cooke	1	1	0	1	1	0	0	0
Brooks Orpik	1	1	0	1	1	2	0	0
Sergei Gonchar	1	0	1	1	1	0	0	0
Tyler Kennedy	1	0	1	1	1	0	0	0
Kris Letang	1	0	1	1	1	0	0	0
Evgeni Malkin	1	0	1	1	-1	6	0	0
Jordan Staal	1	0	1	1	0	2	0	0
Craig Adams	1	0	0	0	0	0	0	0
Pascal Dupuis	1	0	0	0	-2	2	0	0
Mark Eaton	1	0	0	0	1	0	0	0
Ruslan Fedotenko	1	0	0	0	-1	0	0	0
Alex Goligoski	1	0	0	0	-2	0	0	0
Bill Guerin	1	0	0	0	1	0	0	0
Chris Kunitz	1	0	0	0	1	2	0	0
Mark Letestu	1	0	0	0	-1	0	0	0
Jay McKee	1	0	0	0	-2	0	0	0
Mike Rupp	1	0	0	0	0	0	0	0

Power Play: 1-4 25.0% / Penalty Killing: 6-7 85.7%



Season	OVERALL								HOME								ROAD							
	GP	W	L	OT	PTS	GF	GA	GP	W	L	OT	PTS	GF	GA	GP	W	L	OT	PTS	GF	GA			
1998-99	2	0	1	1	1	3	4	1	0	1	0	0	2	3	1	0	0	1	1	1	1	1		
1999-00	2	1	1	0	2	6	8	1	1	0	0	2	4	2	1	0	1	0	0	2	6	6		
2000-01	2	1	1	0	2	4	4	1	0	1	0	0	1	3	1	1	0	0	2	3	1	1		
2001-02	1	1	0	0	2	5	0	1	1	0	0	2	5	0	0	0	0	0	0	0	0	0		
2002-03	2	1	0	1	3	8	2	1	1	0	0	2	6	0	1	0	0	1	1	2	2	2		
2003-04	2	2	0	0	4	12	6	1	1	0	0	2	3	2	1	1	0	0	2	9	4	4		
2005-06	1	1	0	0	2	5	4	1	1	0	0	2	5	4	0	0	0	0	0	0	0	0		
2006-07	1	0	1	0	0	1	4	0	0	0	0	0	0	0	1	0	1	0	0	1	4	4		
2008-09	1	1	0	0	2	5	3	1	1	0	0	2	5	3	0	0	0	0	0	0	0	0		
2009-10	1	1	0	0	2	4	3	0	0	0	0	0	0	0	1	1	0	0	2	4	3	3		
<b>Totals</b>	<b>15</b>	<b>9</b>	<b>4</b>	<b>2</b>	<b>20</b>	<b>53</b>	<b>38</b>	<b>8</b>	<b>6</b>	<b>2</b>	<b>0</b>	<b>12</b>	<b>31</b>	<b>17</b>	<b>7</b>	<b>3</b>	<b>2</b>	<b>2</b>	<b>8</b>	<b>22</b>	<b>21</b>	<b>21</b>		

OT column includes both ties and overtime losses in 1999-00, 2000-01, 2001-02, 2002-03 (one road tie) and 2003-04. OT column includes ties in 1998-99 (one road tie).

	DATE	VISITOR	HOME
1998-99	February 13, 1999	PITTSBURGH	3
	March 20, 1999	Nashville	1
1999-00	November 13, 1999	Nashville	2
	January 15, 2000	Pittsburgh	2
2000-01	October 7, 2000	NASHVILLE	3
	October 8, 2000	PITTSBURGH	3
2001-02	November 23, 2001	Pittsburgh	0
2002-03	February 27, 2003	Pittsburgh	0
	March 12, 2003	Nashville	2
2003-04	January 1, 2004	Pittsburgh	2
	March 4, 2004	NASHVILLE	9
2005-06	January 15, 2006	Pittsburgh	4
2006-07	February 6, 2007	Nashville	1
2008-09	January 8, 2009	Pittsburgh	3
	February 14, 2010	NASHVILLE	4

	OVERALL	AT NASHVILLE	AT PITTSBURGH
<b>Current Trend</b>	2 Nashville wins (1/8/09-2/14/10)	5 Nashville wins (11/23/01-1/9/08)	1 Nashville win (2/14/10)
<b>Last Win</b>	2/14/10 (4-3 SO)	1/8/09 (5-3)	2/14/10 (4-3 SO)
<b>Last Loss</b>	2/6/07 (1-4)	10/8/00 (1-3)	2/6/07 (1-4)
<b>Last Tie</b>	3/12/03 (2-2 OT)	None	3/12/03 (2-2 OT)
<b>Overtime Record</b>	1-1-2	0-1-0	1-0-2
<b>Longest Unbeaten Streak</b>	6 (5-0-1-0, 11/23/01-1/15/06)	5 (5-0-0-0, 11/23/01-1/9/09)	3 (2-0-1-0, 10/7/00-3/4/04)
<b>Longest Winning Streak</b>	3 (1/1/04-1/15/06)	5 (11/23/01-1/9/09)	None
<b>Longest Winless Streak</b>	3 (0-2-1-0, 2/13-11/13/99)	None	2 (0-1-1-0, 3/20-11/13/99)
<b>Longest Losing Streak</b>	None	None	None
<b>Most Goals by Nashville</b>	9 (3/4/04, 9-4)	6 (2/27/03, 6-0)	9 (3/4/04, 9-4)
<b>Most Goals by Pittsburgh</b>	6 (11/13/99, 2-6)	4 (1/15/06, 5-4)	6 (11/13/99, 2-6)
<b>Most Goals by Both Teams</b>	13 (3/4/04, 9-4)	9 (1/15/06, 5-4)	13 (3/4/04, 9-4)
<b>Last Five Games</b>	4-1-(0)-0	5-0-(0)-0	3-1-(1)-0
<b>Last Ten Games</b>	7-2-(1)-0	6-1-(0)-1	3-2-(2)-0
<b>Last Transaction</b>	7/19/06: Acquired a third-round selection in the 2007 NHL Entry Draft (Ryan Thang) for forwards Dominic Moore and Libor Pivko.		
<b>Series Notes</b>	2/14/10: Nashville battled back from two one-goal deficits and scored on both of its shootout attempts to defeat the defending Stanley Cup Champions, 4-3, in its final game at Mellon Arena, and its final game before the 2010 Olympic break... 1/9/09: The Predators rallied from a three-goal deficit for a 5-3 win over the Penguins at Bridgestone Arena... 3/4/04: Nashville tied a franchise-record with nine goals - including a record six on the power play - in a 9-4 victory at the Mellon Arena. The win was Nashville's first at Mellon, and Dan Hamhuis set a franchise record for points by a rookie (1g-4a) and matched the team's all-time mark for points in a single game... 2/27/03: Greg Johnson registered three points (2g-1a) and Tomas Vokoun made 22 saves as Nashville downed Pittsburgh 6-0 at Bridgestone Arena... 10/7-10/8/00: Nashville and Pittsburgh opened the 2000-01 season with a two-game head-to-head series at the Saitama Super Arena outside Tokyo, Japan. The first game (3-1 Nashville win) was designated a home game for Pittsburgh, and the second game (3-1 Pittsburgh win) was a Nashville home contest.		

<b>2010-11 Schedule</b>	10/21/10: Pittsburgh at Nashville	None
-------------------------	-----------------------------------	------



# NHL & OPPONENTS

## ST. LOUIS BLUES

### 2009-10 SEASON SERIES

#### @ NASHVILLE

Date	Score	W/ Goal
10 Apr '10 **	STL 1 @ NSH 2	Martin Erat
01 Apr '10	STL 2 @ NSH 3	Steve Sullivan
27 Nov '09	STL 3 @ NSH 1	David Backes

#### GOALS BY PERIOD

	1st	2nd	3rd	OT	Total
Nashville	2	5	8	0	15
St Louis	4	2	6	0	12

#### INDIVIDUAL SCORING

PREDATORS									
PLAYER	GP	G	A	P	+/-	PIM	PP	SH	
Patric Hornqvist	5	3	3	6	8	4	0	0	
Shea Weber	6	0	4	4	3	2	0	0	
Dustin Boyd	3	3	0	3	2	2	0	0	
David Legwand	6	1	2	3	2	0	0	0	
Marcel Goc	5	1	2	3	-2	0	0	0	
Jordin Tootoo	4	1	2	3	0	2	0	0	
J.P. Dumont	6	1	1	2	2	0	0	0	
Steve Sullivan	6	1	1	2	2	8	0	0	
Joel Ward	6	1	1	2	1	2	1	0	
Martin Erat	6	0	2	2	-1	4	0	0	
Jason Arnott	4	1	0	1	1	0	0	0	
Colin Wilson	3	1	0	1	1	5	0	0	
Dave Scatchard	1	1	0	1	0	7	0	0	
Francis Bouillon	6	0	1	1	-1	8	0	0	
Cody Franson	6	0	1	1	3	2	0	0	
Dan Hamhuis	6	0	1	1	4	0	0	0	
Ryan Suter	6	0	1	1	5	6	0	0	
Cal O'Reilly	1	0	1	1	1	0	0	0	
Kevin Klein	6	0	0	0	-4	0	0	0	
Wade Belak	5	0	0	0	0	5	0	0	
Jerred Smithson	5	0	0	0	1	0	0	0	
Nick Spaling	2	0	0	0	0	0	0	0	
Andreas Thuresson	2	0	0	0	-1	2	0	0	
Ryan Jones	1	0	0	0	0	0	0	0	
Michael Santorelli	1	0	0	0	-1	0	0	0	

Power Play: 1-28 3.6% / Penalty Killing: 17-20 85.0%

#### GOALTENDING

##### PREDATORS

	GP	Min	W-L-OT	GA	SA	SV	GAA	SV%
Pekka Rinne	6	363	5-1-0	12	179	167	1.98	.933

##### BLUES

	GP	Min	W-L-OT	GA	SA	SV	GAA	SV%
Chris Mason	5	296	1-4-0	13	175	162	2.64	.926
Ty Conklin	1	65	0-0-1	1	36	35	0.92	.972

#### @ ST LOUIS

Date	Score	W/ Goal
21 Mar '10	NSH 3 @ STL 2	Dustin Boyd
29 Dec '09	NSH 4 @ STL 3	J.P. Dumont
12 Nov '09	NSH 3 @ STL 1	Jordin Tootoo

\* overtime \*\* shootout

#### SHOTS BY PERIOD

	1st	2nd	3rd	OT	Total
Nashville	72	86	51	3	212
St Louis	60	57	59	3	179

#### BLUES

PLAYER	GP	G	A	P	+/-	PIM	PP	SH
Andy McDonald	6	2	3	5	-4	2	1	0
Alex Steen	5	2	3	5	0	0	1	0
Carlo Colaiacovo	4	2	2	4	2	9	1	0
Brad Boyes	6	2	1	3	-2	2	0	0
David Backes	6	2	0	2	1	27	0	0
David Perron	6	1	1	2	-3	2	0	0
Paul Kariya	4	1	1	2	2	0	0	0
T.J. Oshie	5	0	2	2	1	4	0	0
Patrik Berglund	4	0	2	2	-1	0	0	0
Erik Johnson	4	0	2	2	2	4	0	0
Mike Weaver	6	0	1	1	-1	4	0	0
Keith Tkachuk	5	0	1	1	-2	6	0	0
Roman Polak	4	0	1	1	-5	7	0	0
Brandon Crombeen	6	0	0	0	-3	2	0	0
Jay McClement	6	0	0	0	-4	0	0	0
Darryl Sydor	6	0	0	0	-1	2	0	0
Eric Brewer	5	0	0	0	0	2	0	0
Barret Jackman	5	0	0	0	-6	6	0	0
Cam Janssen	4	0	0	0	0	2	0	0
Brad Winchester	4	0	0	0	1	0	0	0
Matt D'Agostini	2	0	0	0	-1	0	0	0
Lars Eller	2	0	0	0	-1	0	0	0
Jonas Junland	1	0	0	0	-1	0	0	0
D.J. King	1	0	0	0	0	5	0	0
Tyson Strachan	1	0	0	0	0	0	0	0

Power Play: 3-20 15.0% / Penalty Killing: 27-28 96.4%





Season	OVERALL						HOME						ROAD									
	GP	W	L	OT	PTS	GF	GA	GP	W	L	OT	PTS	GF	GA	GP	W	L	OT	PTS	GF	GA	
1998-99	6	2	4	0	4	14	25	3	1	2	0	2	9	13	3	1	2	0	2	5	12	12
1999-00	6	1	3	2	4	11	16	3	0	2	1	1	5	8	3	1	1	1	3	6	8	8
2000-01	5	2	3	0	4	9	12	3	1	2	0	2	5	9	2	1	1	0	2	4	3	3
2001-02	5	0	4	1	1	9	21	2	0	1	1	1	4	6	3	0	3	0	0	5	15	15
2002-03	5	1	2	2	4	5	13	3	1	1	1	3	4	4	2	0	1	1	1	1	9	9
2003-04	6	2	3	1	5	10	12	3	2	1	0	4	8	6	3	0	2	1	1	2	6	6
2005-06	8	8	0	0	16	25	10	4	4	0	0	8	12	6	4	4	0	0	8	13	4	4
2006-07	8	7	1	0	14	26	16	4	4	0	0	8	13	7	4	3	1	0	6	13	9	9
2007-08	8	5	2	1	11	24	20	4	3	0	1	7	13	9	4	2	2	0	4	11	11	11
2008-09	6	2	2	2	6	11	17	3	1	0	2	4	5	6	3	1	2	0	2	6	11	11
2009-10	6	5	1	0	10	16	12	3	2	1	0	4	6	6	3	3	0	0	6	10	6	6
<b>Totals</b>	<b>69</b>	<b>35</b>	<b>25</b>	<b>9</b>	<b>79</b>	<b>160</b>	<b>174</b>	<b>35</b>	<b>19</b>	<b>10</b>	<b>6</b>	<b>44</b>	<b>84</b>	<b>80</b>	<b>34</b>	<b>16</b>	<b>15</b>	<b>3</b>	<b>35</b>	<b>76</b>	<b>94</b>	<b>94</b>

OT column includes both ties and overtime losses in 1999-00 (one home tie & one road OTL), 2000-01, 2001-02 (one home tie), 2002-03 (one home tie & one road OTL) and 2003-04 (one road tie). OT column includes ties in 1998-99.

DATE	VISITOR	HOME
2005-06	October 15, 2005	NASHVILLE 4 St. Louis 1
	October 20, 2005	St. Louis 2 NASHVILLE 3 SO
	November 12, 2005	St. Louis 1 NASHVILLE 3
	January 4, 2006	NASHVILLE 4 St. Louis 3
	March 20, 2006	St. Louis 2 NASHVILLE 4
	April 1, 2006	St. Louis 1 NASHVILLE 2
	April 6, 2006	NASHVILLE 3 St. Louis 0
	April 11, 2006	NASHVILLE 2 St. Louis 0
2006-07	November 30, 2006	NASHVILLE 5 St. Louis 4
	December 16, 2006	St. Louis 2 NASHVILLE 3 SO
	December 17, 2006	NASHVILLE 2 St. Louis 1 OT
	December 26, 2006	St. Louis 2 NASHVILLE 3 SO
	January 6, 2007	St. Louis 2 NASHVILLE 3
	January 27, 2007	NASHVILLE 6 St. Louis 3
	February 16, 2007	Nashville 0 ST. LOUIS 1
	April 5, 2007	St. Louis 1 NASHVILLE 4

DATE	VISITOR	HOME
2007-08	October 10, 2007	Nashville 1 ST. LOUIS 4
	November 17, 2007	ST. LOUIS 3 Nashville 2 SO
	November 19, 2007	Nashville 1 ST. LOUIS 2
	January 19, 2008	NASHVILLE 5 St. Louis 2
	January 21, 2008	St. Louis 3 NASHVILLE 6
	February 16, 2008	St. Louis 1 NASHVILLE 2 OT
	April 1, 2008	NASHVILLE 4 St. Louis 3 OT
	April 3, 2008	St. Louis 2 NASHVILLE 3
2008-09	October 10, 2008	Nashville 2 ST. LOUIS 5
	November 25, 2008	ST. LOUIS 1 Nashville 0 SO
	December 8, 2008	Nashville 3 ST. LOUIS 6
	February 12, 2009	St. Louis 3 NASHVILLE 4 SO
	February 19, 2009	ST. LOUIS 2 Nashville 1 OT
	February 21, 2009	NASHVILLE 1 St. Louis 0 OT
2009-10	November 12, 2009	NASHVILLE 3 St. Louis 1
	November 27, 2009	ST. LOUIS 3 Nashville 1
	December 29, 2009	NASHVILLE 4 St. Louis 3
	March 21, 2010	NASHVILLE 3 St. Louis 2
	April 1, 2010	St. Louis 2 NASHVILLE 3
	April 10, 2010	St. Louis 1 NASHVILLE 2 SO

	OVERALL	AT NASHVILLE	AT ST. LOUIS
<b>Current Trend</b>	4 Nashville wins (12/29/09-4/10/10)	2 Nashville wins (4/1-4/10/10)	4 Nashville wins (2/21-3/21/10)
<b>Last Win</b>	4/10/10 (2-1 SO)	4/10/10 (2-1 SO)	3/21/10 (3-2)
<b>Last Loss</b>	11/27/09 (1-3)	11/27/09 (1-3)	12/8/08 (3-6)
<b>Last Tie</b>	3/11/04 (1-1 OT)	12/12/02 (2-2 OT)	3/11/04 (1-1 OT)
<b>Overtime Record</b>	10-5-4	7-3-3	3-2-1
<b>Longest Unbeaten Streak</b>	14 (14-0-0-0, 10/15/05-1/27/07)	8 (8-0-0, 10/20/05-4/5/07)	8 (7-0-1-0, 3/11/04-1/27/07)
<b>Longest Winning Streak</b>	14 (10/15/05-1/27/07)	8 (10/20/05-4/5/07)	7 (10/15/05-1/27/07)
<b>Longest Winless Streak</b>	8 (0-6-2-0, 4/7/01-12/12/02)	7 (0-6-1-0, 1/1/99-11/24/00)	9 (0-7-1-1, 4/7/01-3/11/04)
<b>Longest Losing Streak</b>	5 (12/30/01-10/30/02)	3 (twice, last 2/18-11/24/00)	8 (4/7/01-12/6/03)
<b>Most Goals by Nashville</b>	6 (twice, last 1/22/08, 6-3)	6 (1/22/08, 6-3)	6 (1/27/07, 6-3)
<b>Most Goals by St. Louis</b>	7 (twice, last 10/30/02, 0-7)	6 (1/1/99, 5-6)	7 (twice, last 10/30/02, 0-7)
<b>Most Goals by Both Teams</b>	11 (1/1/99, 5-6)	11 (1/1/99, 5-6)	9 (three times, last 1/27/07, 6-3)
<b>Last Five Games</b>	4-1-0	3-1-1	4-1-0
<b>Last Ten Games</b>	7-2-1	6-1-3	6-4-0
<b>Last Transaction</b>	6/27/09: Traded Philadelphia's seventh-round selection in the 2009 Entry Draft (Maxwell Tardy) for St. Louis' seventh-round selection in the 2010 Entry Draft (David Elser).		

**Series Notes**

2/21/09: Shea Weber scored the only goal of the game at 2:36 of overtime, and Pekka Rinne stopped 30 shots in a 1-0 shutout victory at Scottrade Center... 2/12/09: Jason Arnott scored with three seconds remaining in regulation and Steve Sullivan scored the lone goal of a shootout as the Predators rallied from a two-goal deficit in the third period to win 4-3 at Bridgestone Arena... 11/25/08: The Predators outshot St. Louis by the largest margin in franchise history (47-17), but were shutout in Chris Mason's first game against his former team - the first home shutout defeat since Jan. 15, 2004, a span of 148 home games... 4/3/08: Jan Hlavac assisted on all three Nashville goals as the Predators topped the Blues 3-2 in their regular season home finale... 4/1/08: Rich Peverley scored at 1:43 of overtime to cap a 4-3 victory which saw the Predators overcome a three-goal deficit at the Scottrade Center... 2/19/08: Shea Weber scored 40 seconds into overtime to give Nashville a 2-1 win. The Predators held the Blues without a shot in both the third period and overtime, the first shutout period against in franchise history... 1/19/08: Scott Nichol scored a franchise-record two shorthanded goals in the second period in a 5-2 over St. Louis at the Scottrade Center... 2/16/07: Manny Legace made 19 saves to backstop St. Louis to a 1-0 win at the Scottrade Center, snapping Nashville's 14-game winning streak against the Blues... 12/26/06: Nashville defeated St. Louis for the third straight time on overtime. Alexander Radulov scored the lone goal of the shootout in a 3-2 win at Bridgestone Arena... 4/6 & 4/11/06: Chris Mason shut out the Blues twice five days apart (3-0 and 2-0) at the Scottrade Center.

2010-11 Schedule	10/14/10: St. Louis at Nashville	11/11/10: Nashville at St. Louis
	10/28/10: St. Louis at Nashville	12/16/10: Nashville at St. Louis
	11/24/10: St. Louis at Nashville	4/9/11: Nashville at St. Louis



# NHL & OPPONENTS

## SAN JOSE SHARKS

### 2009-10 SEASON SERIES

#### @ NASHVILLE

Date	Score	W/ Goal
06 Feb '10	S.J 4 @ NSH 3	Dany Heatley
17 Nov '09	S.J 3 @ NSH 4	David Legwand

#### GOALS BY PERIOD

	1st	2nd	3rd	OT	Total
Nashville	5	8	2	--	15
San Jose	4	5	10	--	19

#### INDIVIDUAL SCORING

PREDATORS									
PLAYER	GP	G	A	P	+/-	PIM	PP	SH	
J.P. Dumont	3	4	1	5	0	2	2	0	
Joel Ward	4	2	2	4	-2	2	1	0	
David Legwand	4	1	3	4	-3	2	0	0	
Ryan Suter	4	0	4	4	-9	4	0	0	
Patric Hornqvist	4	3	0	3	-2	0	1	0	
Martin Erat	4	0	3	3	-2	2	0	0	
Cody Franson	3	0	3	3	2	2	0	0	
Cal O'Reilly	1	0	3	3	2	0	0	0	
Steve Sullivan	4	1	1	2	-1	0	1	0	
Colin Wilson	1	1	1	2	0	0	0	0	
Shea Weber	4	0	2	2	-7	0	0	0	
Jerred Smithson	4	1	0	1	-5	0	0	0	
Marcel Goc	3	1	0	1	1	0	0	0	
Michael Santorelli	2	1	0	1	-1	0	0	0	
Francis Bouillon	4	0	1	1	0	0	0	0	
Dan Hamhuis	4	0	1	1	2	4	0	0	
Kevin Klein	4	0	1	1	1	0	0	0	
Jordin Tootoo	4	0	1	1	1	0	0	0	
Andreas Thuresson	2	0	1	1	0	0	0	0	
Jason Arnott	4	0	0	0	-3	2	0	0	
Wade Belak	1	0	0	0	0	10	0	0	
Dustin Boyd	1	0	0	0	0	0	0	0	
Ryan Jones	1	0	0	0	-1	0	0	0	
Dave Scatchard	1	0	0	0	0	0	0	0	
Alexander Sulzer	1	0	0	0	1	2	0	0	

Power Play: 5-13 38.5% / Penalty Killing: 6-10 60.0%

#### GOALTENDING

##### PREDATORS

	GP	Min	W-L-OT	GA	SA	SV	GAA	SV%
Pekka Rinne	3	124	1-1-0	8	63	55	3.88	.873
Dan Ellis	2	114	0-2-0	10	52	42	5.27	.808

##### SHARKS

	GP	Min	W-L-OT	GA	SA	SV	GAA	SV%
Evgeni Nabokov	2	120	2-0-0	8	83	75	4.00	.904
Thomas Greiss	2	119	1-1-0	7	57	50	3.54	.877

#### @ SAN JOSE

Date	Score	W/ Goal
11 Mar '10	NSH 5 @ S.J 8	Joe Pavelski
10 Nov '09	NSH 3 @ S.J 4	Dan Boyle

\* overtime \*\* shootout

#### SHOTS BY PERIOD

	1st	2nd	3rd	OT	Total
Nashville	54	40	46	--	140
San Jose	34	37	45	--	116

#### SHARKS

PLAYER	GP	G	A	P	+/-	PIM	PP	SH
Dany Heatley	4	4	3	7	2	2	3	0
Joe Pavelski	4	3	3	6	5	0	0	0
Patrick Marleau	4	2	4	6	1	0	0	0
Joe Thornton	4	2	4	6	3	0	1	0
Dan Boyle	4	1	2	3	5	4	0	0
Scott Nichol	4	1	2	3	2	4	0	1
Manny Malhotra	3	1	2	3	2	0	0	0
Devin Setoguchi	3	1	2	3	3	0	0	0
Ryane Clowe	4	0	3	3	-3	2	0	0
Brad Staubitz	3	1	1	2	1	2	0	0
Kent Huskins	4	0	2	2	-1	0	0	0
Torrey Mitchell	2	0	2	2	1	2	0	0
Jamie McGinn	3	1	0	1	0	0	0	0
Rob Blake	2	1	0	1	2	2	0	0
Jay Leach	2	1	0	1	-2	2	0	0
Jed Ortmeyer	4	0	1	1	-1	0	0	0
Derek Joslin	3	0	1	1	0	2	0	0
Marc-Edouard Vlasic	2	0	1	1	2	2	0	0
Benn Ferrierio	1	0	1	1	0	0	0	0
Frazer McLaren	1	0	1	1	1	0	0	0
Niclas Wallin	1	0	1	1	3	0	0	0
Douglas Murray	4	0	0	0	2	2	0	0
Jason Demers	3	0	0	0	-2	0	0	0
Logan Couture	1	0	0	0	0	2	0	0
Jody Shelley	1	0	0	0	0	10	0	0
Ryan Vesce	1	0	0	0	0	0	0	0

Power Play: 4-10 40.0% / Penalty Killing: 8-13 61.5%



Season	OVERALL							HOME							ROAD						
	GP	W	L	OT	PTS	GF	GA	GP	W	L	OT	PTS	GF	GA	GP	W	L	OT	PTS	GF	GA
1998-99	4	2	2	0	4	10	10	2	1	1	0	2	5	5	2	1	1	0	2	5	5
1999-00	4	1	3	0	2	9	14	2	1	1	0	2	4	7	2	0	2	0	0	5	7
2000-01	4	2	2	0	4	11	10	2	0	2	0	0	3	7	2	2	0	0	4	8	3
2001-02	4	1	2	1	3	6	9	2	0	1	1	1	2	6	2	1	1	0	2	4	3
2002-03	4	2	1	1	5	11	8	2	1	1	0	2	5	4	2	1	0	1	3	6	4
2003-04	4	2	2	0	4	14	13	2	2	0	0	4	10	5	2	0	2	0	0	4	8
2005-06	4	2	0	2	6	9	9	2	2	0	0	4	5	3	2	0	0	2	2	4	6
2006-07	4	3	1	0	6	13	9	2	2	0	0	4	9	3	2	1	1	0	2	4	6
2007-08	4	0	4	0	0	6	14	2	0	2	0	0	3	7	2	0	2	0	0	3	7
2008-09	4	2	1	1	5	10	12	2	1	1	0	2	4	6	2	1	0	1	3	6	6
2009-10	4	1	3	0	2	15	19	2	1	1	0	2	7	7	2	0	2	0	0	8	12
<b>Totals</b>	<b>44</b>	<b>18</b>	<b>21</b>	<b>5</b>	<b>41</b>	<b>114</b>	<b>127</b>	<b>22</b>	<b>11</b>	<b>10</b>	<b>1</b>	<b>23</b>	<b>57</b>	<b>60</b>	<b>22</b>	<b>7</b>	<b>11</b>	<b>4</b>	<b>18</b>	<b>57</b>	<b>67</b>

OT column includes both ties and overtime losses in 1999-00, 2000-01, 2001-02 (one home tie), 2002-03 (one road tie) and 2003-04. OT column includes ties in 1998-99.

DATE	VISITOR	HOME	DATE	VISITOR	HOME
2005-06	October 5, 2005	San Jose 2 NASHVILLE 3	2007-08	October 20, 2007	Nashville 0 SAN JOSE 3
	October 22, 2005	San Jose 1 NASHVILLE 2		December 29, 2007	SAN JOSE 2 Nashville 5
	November 22, 2005	Nashville 2 SAN JOSE 3 OT		February 9, 2008	Nashville 3 SAN JOSE 4
	March 11, 2006	Nashville 2 SAN JOSE 3 OT		March 11, 2008	SAN JOSE 2 Nashville 1
2006-07	October 26, 2006	San Jose 3 NASHVILLE 4	2008-09	November 11, 2008	NASHVILLE 4 San Jose 3 OT
	December 9, 2006	Nashville 1 SAN JOSE 3		November 17, 2008	SAN JOSE 4 Nashville 1
	February 14, 2007	San Jose 0 NASHVILLE 5		March 19, 2009	Nashville 2 SAN JOSE 3 SO
	February 28, 2007	NASHVILLE 4 San Jose 3 SO		March 26, 2009	San Jose 2 NASHVILLE 3
			2009-10	November 10, 2009	Nashville 3 SAN JOSE 4
				November 17, 2009	San Jose 3 NASHVILLE 4
				February 6, 2010	SAN JOSE 4 Nashville 3
				March 11, 2010	Nashville 5 SAN JOSE 8

	OVERALL	AT NASHVILLE	AT SAN JOSE
<b>Current Trend</b>	2 San Jose wins (2/6-3/11/10)	1 San Jose win (2/6/10)	3 San Jose wins (3/19/09-3/11/10)
<b>Last Win</b>	11/17/09 (4-3)	11/17/09 (4-3)	11/11/08 (4-3 OT)
<b>Last Loss</b>	3/11/10 (5-8)	2/6/10 (3-4)	3/11/10 (5-8)
<b>Last Tie</b>	11/7/02 (2-2 OT)	12/23/01 (1-1 OT)	11/7/02 (2-2 OT)
<b>Overtime Record</b>	3-3-2	1-0-1	2-3-1
<b>Longest Unbeaten Streak</b>	4 (4-0-0-0, 1/31/04-10/22/05)	7 (7-0-0-0, 11/27/02-2/14/07)	3 (2-0-1-0, 3/5-12/7/02)
<b>Longest Winning Streak</b>	4 (1/31/04-10/22/05)	7 (11/27/02-2/14/07)	2 (1/13-3/10/01)
<b>Longest Winless Streak</b>	4 (twice, last 0-4-0, 10/20/07-3/11/08)	5 (0-4-1-0, 10/21/00-10/24/02)	5 (0-3-0-2, 11/22/03-12/9/06)
<b>Longest Losing Streak</b>	4 (twice, last 10/20/07-3/11/08)	3 (12/29/07-11/17/08)	5 (11/22/03-12/9/06)
<b>Most Goals by Nashville</b>	7 (2/18/04, 7-3)	7 (2/18/04, 7-3)	5 (twice, last 3/11/10, 5-8)
<b>Most Goals by San Jose</b>	8 (3/11/10, 5-8)	5 (three times, last 2/26/02, 1-5)	8 (3/11/10, 5-8)
<b>Most Goals by Both Teams</b>	13 (3/11/10, 5-8)	10 (2/18/04, 7-3)	13 (3/11/10, 5-8)
<b>Last Five Games</b>	2-3-0	2-3-0	1-3-1
<b>Last Ten Games</b>	3-6-1	6-4-0	2-5-3
<b>Last Transaction</b>	6/21/08: Acquired a seventh-round selection (Anders Lindback) in the 2008 NHL Entry Draft and Toronto's fourth-round selection in the 2009 NHL Entry Draft (Craig Smith) for a fourth-round selection in the 2008 NHL Entry Draft (Hari Sateri).		
<b>Series Notes</b>	11/17/09: David Legwand and Joel Ward both notched a goal and two assists in a 4-3 victory at Bridgestone Arena... 3/26/09: Nashville scored three goals in a span of 2:38 in the second period to defeat San Jose 3-2 at Bridgestone Arena... 11/11/08: Dan Ellis made a franchise-record 54 saves and faced a club-record 57 shots in a 4-3 overtime victory at HP Pavilion... 2/14/07: Tomas Vokoun made 22 stops and Shea Weber scored twice in a 5-0 win at Bridgestone Arena... 2/18/04: Steve Sullivan netted a hat trick and four points (3g-1a) in his first game as a Predator in a 7-3 win at Bridgestone Arena. Marek Zidlicky notched a franchise-record five assists/points... 1/31/04: Zidlicky scored the game winner with 16 seconds remaining in overtime in a 3-2 win at Bridgestone Arena... 11/27/02: Andreas Johansson recorded his first career hat trick in a 4-2 win at Bridgestone Arena... 3/5/02: Mike Dunham made 26 saves in a 2-0 victory at the HP Pavilion. Nashville and San Jose combined for five shots on goal in the first period, establishing a Predators' franchise record for fewest total shots in a single period... 10/14/99: Nashville put a franchise-record 52 shots on goal in a 5-1 San Jose win at Bridgestone Arena.		

2010-11 Schedule	12/15/10: San Jose at Nashville	1/8/11: Nashville at San Jose
	2/15/11: San Jose at Nashville	3/8/11: Nashville at San Jose



# NHL & OPPONENTS

## TAMPA BAY LIGHTNING

### 2009-10 SEASON SERIES

#### @ NASHVILLE

Date	Score	W/ Goal
15 Dec '09	T.B 4 @ NSH 7	J.P. Dumont

#### GOALS BY PERIOD

	1st	2nd	3rd	OT	Total
Nashville	1	5	1	--	7
Tampa Bay	2	0	2	--	4

#### INDIVIDUAL SCORING

PREDATORS								
PLAYER	GP	G	A	P	+/-	PIM	PP	SH
Patric Hornqvist	1	1	1	2	1	0	0	0
David Legwand	1	1	1	2	1	0	0	0
Marcel Goc	1	0	2	2	2	0	0	0
Joel Ward	1	0	2	2	1	0	0	0
J.P. Dumont	1	1	0	1	2	0	0	0
Martin Erat	1	1	0	1	1	0	0	0
Dan Hamhuis	1	1	0	1	3	0	0	0
Ryan Jones	1	1	0	1	1	0	0	0
Jerred Smithson	1	1	0	1	1	9	0	0
Jason Arnott	1	0	1	1	2	2	0	0
Nick Spaling	1	0	1	1	1	0	0	0
Steve Sullivan	1	0	1	1	1	0	0	0
Ryan Suter	1	0	1	1	1	2	0	0
Shea Weber	1	0	1	1	0	5	0	0
Wade Belak	1	0	0	0	1	0	0	0
Francis Bouillon	1	0	0	0	2	0	0	0
Kevin Klein	1	0	0	0	2	5	0	0
Alexander Sulzer	1	0	0	0	2	0	0	0

Power Play: 0-2 0.0% / Penalty Killing: 2-4 50.0%

#### GOALTENDING

##### PREDATORS

	GP	Min	W-L-OT	GA	SA	SV	GAA	SV%
Pekka Rinne	1	60	1-0-0	4	34	30	4.00	.882

##### LIGHTNING

	GP	Min	W-L-OT	GA	SA	SV	GAA	SV%
Mike Smith	1	28	0-1-0	3	13	10	6.51	.769
Antero Niittymaki	1	32	0-0-0	4	14	10	7.42	.714

#### @ TAMPA BAY

Date	Score	W/ Goal
	no games	

\* overtime \*\* shootout

#### SHOTS BY PERIOD

	1st	2nd	3rd	OT	Total
Nashville	6	10	11	--	27
Tampa Bay	13	12	9	--	34

LIGHTNING								
PLAYER	GP	G	A	P	+/-	PIM	PP	SH
Vincent Lecavalier	1	2	1	3	0	0	1	0
Kurtis Foster	1	1	1	2	-1	0	1	0
Martin St Louis	1	0	2	2	-1	0	0	0
Steven Stamkos	1	1	0	1	-1	2	0	0
Ryan Malone	1	0	1	1	-1	5	0	0
Andrej Meszaros	1	0	1	1	-1	0	0	0
Mattias Ohlund	1	0	1	1	-2	0	0	0
Steve Downie	1	0	0	0	0	5	0	0
David Hale	1	0	0	0	-1	0	0	0
Victor Hedman	1	0	0	0	-2	2	0	0
Blair Jones	1	0	0	0	-3	0	0	0
Zenon Konopka	1	0	0	0	-1	0	0	0
Lukas Krajicek	1	0	0	0	-2	0	0	0
Matt Smaby	1	0	0	0	-1	0	0	0
Paul Szczechura	1	0	0	0	0	0	0	0
Stephane Veilleux	1	0	0	0	-3	5	0	0
Matt Walker	1	0	0	0	-2	2	0	0
James Wright	1	0	0	0	-3	0	0	0

Power Play: 2-4 50.0% / Penalty Killing: 2-2 100.0%



Season	OVERALL						HOME						ROAD									
	GP	W	L	OT	PTS	GF	GA	GP	W	L	OT	PTS	GF	GA	GP	W	L	OT	PTS	GF	GA	
1998-99	2	1	1	0	2	5	3	1	0	1	0	0	2	3	1	1	0	0	2	3	0	0
1999-00	2	0	1	1	1	6	7	1	0	1	0	0	2	3	1	0	0	1	1	4	4	4
2000-01	1	1	0	0	2	3	2	1	1	0	0	2	3	2	0	0	0	0	0	0	0	0
2001-02	2	0	2	0	0	1	6	1	0	1	0	0	0	1	1	0	1	0	0	0	1	5
2002-03	2	1	0	1	3	5	4	1	1	0	0	2	3	2	1	0	0	1	1	2	2	2
2003-04	1	0	1	0	0	2	5	1	0	1	0	0	2	5	0	0	0	0	0	0	0	0
2005-06	1	0	1	0	0	3	4	0	0	0	0	0	0	0	1	0	1	0	0	0	3	4
2007-08	1	0	0	1	1	1	2	1	0	0	1	1	1	2	0	0	0	0	0	0	0	0
2008-09	1	0	1	0	0	1	4	0	0	0	0	0	0	0	1	0	1	0	0	0	1	4
2009-10	1	1	0	0	2	7	4	1	1	0	0	2	7	4	0	0	0	0	0	0	0	0
<b>Totals</b>	<b>14</b>	<b>4</b>	<b>7</b>	<b>3</b>	<b>11</b>	<b>34</b>	<b>41</b>	<b>8</b>	<b>3</b>	<b>4</b>	<b>1</b>	<b>7</b>	<b>20</b>	<b>22</b>	<b>6</b>	<b>1</b>	<b>3</b>	<b>2</b>	<b>4</b>	<b>14</b>	<b>19</b>	

OT column includes both ties and overtime losses in 1999-00 (one road tie), 2000-01, 2001-02, 2002-03 (one road tie) and 2003-04. OT column includes ties in 1998-99.

	DATE	VISITOR	HOME
1998-99	January 21, 1999	TAMPA BAY	Nashville 2
	March 24, 1999	NASHVILLE	Tampa Bay 0
1999-00	December 14, 1999	Nashville	Tampa Bay 4 OT
	February 26, 2000	TAMPA BAY	Nashville 2
2000-01	February 18, 2001	Tampa Bay	NASHVILLE 3
2001-02	December 26, 2001	TAMPA BAY	Nashville 0
	March 10, 2002	Nashville	TAMPA BAY 5
2002-03	December 21, 2002	Nashville	Tampa Bay 2 OT
	January 25, 2003	Tampa Bay	NASHVILLE 3
2003-04	February 5, 2004	TAMPA BAY	Nashville 2
2005-06	December 10, 2005	Nashville	TAMPA BAY 4
2007-08	February 7, 2008	TAMPA BAY	Nashville 1 OT
2008-09	November 21, 2008	Nashville	TAMPA BAY 4
2009-10	December 15, 2009	Tampa Bay	NASHVILLE 7

	OVERALL	AT NASHVILLE	AT TAMPA BAY
<b>Current Trend</b>	1 Nashville win (12/15/09)	1 Nashville win (12/15/09)	T.B unbeaten in 5 (3-0-2-0, 12/14/99-11/21/08)
<b>Last Win</b>	12/15/09 (7-4)	12/15/09 (7-4)	3/24/99 (3-0)
<b>Last Loss</b>	11/21/08 (1-4)	2/7/08 (1-2 OT)	11/21/08 (1-4)
<b>Last Tie</b>	12/21/02 (2-2 OT)	None	12/21/02 (2-2 OT)
<b>Overtime Record</b>	0-1-2	0-1-0	0-0-2
<b>Longest Unbeaten Streak</b>	2 (twice, last 1-0-1-0, 12/21/02-1/25/03)	None	2 (1-0-1-0, 3/24-12/14/99)
<b>Longest Winning Streak</b>	None	None	None
<b>Longest Winless Streak</b>	4 (0-3-0-1, 2/5/04-11/21/08)	2 (twice, last 0-1-0-1, 2/5/04-2/7/08)	5 (0-3-2-0, 12/14/99-11/21/08)
<b>Longest Losing Streak</b>	4 (2/5/04-11/21/08)	2 (twice, last 2/5/04-2/7/08)	2 (12/10/05-11/21/08)
<b>Most Goals by Nashville</b>	7 (12/15/09, 7-4)	7 (12/15/09, 7-4)	4 (12/14/99, 4-4 OT)
<b>Most Goals by Tampa Bay</b>	5 (twice, last 2/5/04, 2-5)	5 (2/5/04, 2-5)	5 (3/10/02, 1-5)
<b>Most Goals by Both Teams</b>	11 (12/15/09, 7-4)	11 (12/15/09, 7-4)	8 (12/14/99, 4-4 OT)
<b>Last Five Games</b>	1-3-(0)-1	2-2-(0)-1	0-3-(2)-0
<b>Last Ten Games</b>	3-5-(1)-1	3-4-(0)-1	1-3-(2)-0
<b>Last Transaction</b>	6/27/09: Traded Carolina's fifth-round selection in the 2009 Entry Draft (Michael Zador) for Tampa Bay's fifth-round selection in the 2010 Entry Draft (Patrick Cehlin).		
<b>Series Notes</b>	12/15/09: Nashville scored five second-period goals en route to a 7-4 victory at Bridgestone Arena, the club's first win over the Lightning in nearly seven years... 12/21/02: Tomas Vokoun stopped 38-of-40 shots, including 20 saves on 20 shots in the third period and overtime, in a 2-2 tie against the Lightning at St. Pete Times Forum... 3/24/99: Mike Dunham made 27 saves to record his first shutout as a Predator, and Nashville's first road shutout, in a 3-0 victory.		

2010-11 Schedule	None	10/24/10: Nashville at Tampa Bay
------------------	------	----------------------------------



# NHL & OPPONENTS

## TORONTO MAPLE LEAFS

### 2009-10 SEASON SERIES

#### @ NASHVILLE

Date	Score	W/ Goal
18 Jan '10	TOR 4 @ NSH 3	Phil Kessel

#### GOALS BY PERIOD

	1st	2nd	3rd	OT	Total
Nashville	0	1	2	--	3
Toronto	3	0	1	--	4

#### INDIVIDUAL SCORING

##### PREDATORS

Player	GP	G	A	P	+/-	PIM	PP	SH
Cody Franson	1	1	1	2	1	0	0	0
Marcel Goc	1	1	0	1	2	2	0	0
Ryan Jones	1	1	0	1	1	0	0	0
J.P. Dumont	1	0	1	1	1	0	0	0
Nick Spaling	1	0	1	1	0	0	0	0
Steve Sullivan	1	0	1	1	0	0	0	0
Ryan Suter	1	0	1	1	1	2	0	0
Jason Arnott	1	0	0	0	-1	0	0	0
Wade Belak	1	0	0	0	0	0	0	0
Francis Bouillon	1	0	0	0	1	0	0	0
Martin Erat	1	0	0	0	-1	0	0	0
Dan Hamhuis	1	0	0	0	-3	0	0	0
Patric Hornqvist	1	0	0	0	0	0	0	0
Kevin Klein	1	0	0	0	-3	2	0	0
David Legwand	1	0	0	0	-2	0	0	0
Jerred Smithson	1	0	0	0	-1	0	0	0
Joel Ward	1	0	0	0	-2	0	0	0
Shea Weber	1	0	0	0	1	0	0	0

Power Play: 0-2 0.0% / Penalty Killing: 3-3 100.0%

#### GOALTENDING

##### PREDATORS

	GP	Min	W-L-OT	GA	SA	SV	GAA	SV%
Dan Ellis	1	51	0-1-0	1	14	13	1.18	.929
Pekka Rinne	1	9	0-0-0	3	8	5	20.00	.625

##### MAPLE LEAFS

	GP	Min	W-L-OT	GA	SA	SV	GAA	SV%
Jonas Gustavsson	1	60	1-0-0	3	30	27	3.00	.900

#### @ TORONTO

Date	Score	W/ Goal
	no games	

\* overtime \*\* shootout

#### SHOTS BY PERIOD

	1st	2nd	3rd	OT	Total
Nashville	8	9	13	--	30
Toronto	11	6	5	--	22

##### MAPLE LEAFS

Player	GP	G	A	P	+/-	PIM	PP	SH
Alexei Ponikarovsky	1	1	1	2	2	0	0	0
Niklas Hagman	1	1	0	1	2	0	0	0
Phil Kessel	1	1	0	1	0	0	0	0
Matt Stajan	1	1	0	1	3	0	0	0
Tyler Bozak	1	0	1	1	-1	0	0	0
Tomas Kaberle	1	0	1	1	1	0	0	0
Nikolai Kulemin	1	0	1	1	1	0	0	0
Luke Schenn	1	0	1	1	2	0	0	0
Francois Beauchemin	1	0	0	0	0	0	0	0
Jason Blake	1	0	0	0	-1	0	0	0
Garnet Exelby	1	0	0	0	0	0	0	0
Carl Gunnarsson	1	0	0	0	-1	0	0	0
Jamal Mayers	1	0	0	0	0	0	0	0
John Mitchell	1	0	0	0	-1	0	0	0
Colton Orr	1	0	0	0	0	0	0	0
Jay Rosehill	1	0	0	0	-1	2	0	0
Lee Stempniak	1	0	0	0	-1	0	0	0
Ian White	1	0	0	0	0	0	0	0

Power Play: 0-3 0.0% / Penalty Killing: 2-2 100.0%



Season	OVERALL							HOME							ROAD							
	GP	W	L	OT	PTS	GF	GA	GP	W	L	OT	PTS	GF	GA	GP	W	L	OT	PTS	GF	GA	
1998-99	1	0	0	1	1	2	2	0	0	0	0	0	0	0	1	0	0	1	1	2	2	2
1999-00	1	1	0	0	2	4	2	0	0	0	0	0	0	0	1	1	0	0	2	4	2	2
2000-01	1	1	0	0	2	3	1	0	0	0	0	0	0	0	1	1	0	0	2	3	1	1
2001-02	2	1	1	0	2	6	6	1	1	0	0	2	3	2	1	0	1	0	0	3	4	4
2002-03	1	1	0	0	2	5	2	0	0	0	0	0	0	0	1	1	0	0	2	5	2	2
2003-04	1	0	1	0	0	1	2	0	0	0	0	0	0	0	1	0	1	0	0	1	2	2
2006-07	1	1	0	0	2	4	2	1	1	0	0	2	4	2	0	0	0	0	0	0	0	0
2007-08	1	0	1	0	0	1	3	0	0	0	0	0	0	0	1	0	1	0	0	1	3	3
2008-09	1	1	0	0	2	2	0	0	0	0	0	0	0	0	1	1	0	0	2	2	0	0
2009-10	1	0	1	0	0	3	4	1	0	1	0	0	3	4	0	0	0	0	2	2	0	0
<b>Totals</b>	<b>11</b>	<b>6</b>	<b>4</b>	<b>1</b>	<b>13</b>	<b>31</b>	<b>24</b>	<b>3</b>	<b>2</b>	<b>1</b>	<b>0</b>	<b>4</b>	<b>10</b>	<b>8</b>	<b>8</b>	<b>4</b>	<b>3</b>	<b>1</b>	<b>9</b>	<b>21</b>	<b>16</b>	<b>16</b>

OT column includes both ties and overtime losses in 1999-00, 2000-01, 2001-02, 2002-03 and 2003-04. OT column includes ties in 1998-99 (one road tie).

	DATE	VISITOR	SCORE	HOME	SCORE	OT
<b>1998-99</b>	October 19, 1998	Nashville	2	Toronto	2	OT
<b>1999-00</b>	October 11, 1999	<b>NASHVILLE</b>	4	Toronto	2	
<b>2000-01</b>	December 20, 2000	<b>NASHVILLE</b>	3	Toronto	1	
<b>2001-02</b>	January 8, 2002	Nashville	3	<b>TORONTO</b>	4	
	January 17, 2002	Toronto	2	<b>NASHVILLE</b>	3	OT
<b>2002-03</b>	February 23, 2003	<b>NASHVILLE</b>	5	Toronto	2	
<b>2003-04</b>	January 6, 2004	Nashville	1	<b>TORONTO</b>	2	
<b>2006-07</b>	February 8, 2007	Toronto	2	<b>NASHVILLE</b>	4	
<b>2007-08</b>	December 4, 2007	Nashville	1	<b>TORONTO</b>	3	
<b>2008-09</b>	January 13, 2009	<b>NASHVILLE</b>	2	Toronto	0	
<b>2009-10</b>	January 18, 2010	<b>TORONTO</b>	4	Nashville	3	

	OVERALL	AT NASHVILLE	AT TORONTO
<b>Current Trend</b>	1 Toronto win (1/18/10)	1 Toronto win (1/18/10)	1 Nashville win (1/13/09)
<b>Last Win</b>	1/13/09 (2-0)	2/8/07 (4-2)	1/13/09 (2-0)
<b>Last Loss</b>	1/18/10 (3-4)	1/18/10 (3-4)	12/4/07 (1-3)
<b>Last Tie</b>	10/19/98 (2-2 OT)	None	10/19/98 (2-2 OT)
<b>Overtime Record</b>	1-0-1	1-0-0	0-0-1
<b>Longest Unbeaten Streak</b>	3 (2-0-1-0, 10/19/98-12/20/00)	2 (2-0-0-0, 1/17/02-2/8/07)	3 (2-0-1-0, 10/19/98-12/20/00)
<b>Longest Winning Streak</b>	2 (twice, last 1/17/02-2/23/03)	2 (1/17/02-2/8/07)	2 (10/11/99-12/20/00)
<b>Longest Winless Streak</b>	None	None	2 (0-0-2-0, 1/6/04-12/4/07)
<b>Longest Losing Streak</b>	None	None	2 (1/6/04-12/4/07)
<b>Most Goals by Nashville</b>	5 (2/23/03, 5-2)	4 (2/8/07, 4-2)	5 (2/23/03, 5-2)
<b>Most Goals by Toronto</b>	4 (twice, last 1/18/10, 3-4)	4 (1/18/10, 3-4)	4 (1/8/02, 3-4)
<b>Most Goals by Both Teams</b>	7 (three times, last 1/18/10, 3-4)	7 (1/18/10, 3-4)	7 (twice, last 2/23/03, 5-2)
<b>Last Five Games</b>	2-3-(0)-0	2-1-(0)-0	2-3-(0)-0
<b>Last Ten Games</b>	6-4-(0)-0	2-1-(0)-0	4-3-(1)-0
<b>Last Transaction</b>	12/31/02: Acquired forward Bob Wren for forward Nathan Perrott.		
<b>Series Notes</b>	1/13/09: Pekka Rinne stopped 17 shots and Steve Sullivan recorded his first point since Feb. 22, 2007 in a 2-0 victory at the Air Canada Centre... 12/4/07: Jason Arnott set a franchise record with 12 shots on goal in Toronto's 3-1 victory at the Air Canada Centre... 1/17/02: Greg Johnson scored 47 seconds into overtime to give Nashville a 3-2 victory in Toronto's first appearance at Bridgestone Arena... 10/11/99: David Legwand scored his first career NHL goal... 10/19/98: Nashville recorded its first tie in franchise history, 2-2 at Maple Leaf Garden.		
<b>2010-11 Schedule</b>	None		11/16/10: Nashville at Toronto



# NHL & OPPONENTS

## VANCOUVER CANUCKS

### 2009-10 SEASON SERIES

#### @ NASHVILLE

Date	Score	W/ Goal
07 Mar '10	VAN 4 @ NSH 2	Jannik Hansen
08 Dec '09	VAN 2 @ NSH 4	Patric Hornqvist

#### GOALS BY PERIOD

	1st	2nd	3rd	OT	Total
Nashville	4	2	4	--	10
Canucks	2	4	6	--	12

#### INDIVIDUAL SCORING

PREDATORS								
PLAYER	GP	G	A	P	+/-	PIM	PP	SH
Martin Erat	4	3	2	5	-2	0	1	0
Jason Arnott	3	1	2	3	-4	0	1	0
David Legwand	4	0	3	3	-1	2	0	0
Patric Hornqvist	4	2	0	2	0	2	1	0
Steve Sullivan	4	0	2	2	-5	0	0	0
Ryan Suter	4	0	2	2	2	2	0	0
Joel Ward	4	1	0	1	0	0	0	1
Ryan Jones	3	1	0	1	0	4	1	0
Shea Weber	3	1	0	1	4	5	1	0
Jordin Tootoo	2	1	0	1	2	0	0	0
Francis Bouillon	4	0	1	1	-2	2	0	0
J.P. Dumont	4	0	1	1	-3	0	0	0
Marcel Goc	4	0	1	1	-1	0	0	0
Dan Hamhuis	4	0	1	1	-4	7	0	0
Cody Franson	3	0	1	1	-4	0	0	0
Colin Wilson	1	0	1	1	0	0	0	0
Kevin Klein	4	0	0	0	-2	0	0	0
Jerrold Smithson	3	0	0	0	-1	15	0	0
Cal O'Reilly	2	0	0	0	-1	0	0	0
Nick Spaling	2	0	0	0	1	0	0	0
Wade Belak	1	0	0	0	0	0	0	0
Dustin Boyd	1	0	0	0	1	0	0	0
Denis Grebeshkov	1	0	0	0	-2	2	0	0
Dave Scatchard	1	0	0	0	0	4	0	0
Alexander Sulzer	1	0	0	0	0	0	0	0
Andreas Thuresson	1	0	0	0	0	0	0	0

Power Play: 5-17 29.4% / Penalty Killing: 9-12 75.0%

#### GOALTENDING

##### PREDATORS

	GP	Min	W-L-OT	GA	SA	SV	GAA	SV%
Pekka Rinne	2	118	1-1-0	5	63	58	2.53	.921
Dan Ellis	2	120	1-1-0	6	68	62	3.00	.912

##### CANUCKS

	GP	Min	W-L-OT	GA	SA	SV	GAA	SV%
Roberto Luongo	4	239	2-2-0	9	106	97	2.26	.915

#### @ VANCOUVER

Date	Score	W/ Goal
11 Jan '10	NSH 3 @ VAN 2	Shea Weber
22 Dec '09	NSH 1 @ VAN 4	Daniel Sedin

\* overtime \*\* shootout

#### SHOTS BY PERIOD

	1st	2nd	3rd	OT	Total
Nashville	32	34	41	--	107
Canucks	44	44	44	--	132

#### CANUCKS

PLAYER	GP	G	A	P	+/-	PIM	PP	SH
Henrik Sedin	4	2	7	9	5	8	0	0
Daniel Sedin	4	2	5	7	4	0	1	0
Alexandre Burrows	4	2	1	3	2	23	1	0
Alexander Edler	4	1	1	2	1	0	0	0
Ryan Kesler	4	1	1	2	-3	5	1	0
Kyle Wellwood	4	0	2	2	1	0	0	0
Jannik Hansen	4	1	0	1	-1	6	0	0
Sami Salo	4	1	0	1	3	0	0	0
Mikael Samuelsson	4	1	0	1	1	2	0	0
Steve Bernier	2	1	0	1	1	0	0	0
Christian Ehrhoff	4	0	1	1	0	2	0	0
Tanner Glass	4	0	1	1	1	0	0	0
Mason Raymond	4	0	1	1	0	2	0	0
Kevin Bieksa	2	0	1	1	0	0	0	0
Pavol Demitra	1	0	1	1	0	0	0	0
Shane O'Brien	4	0	0	0	0	2	0	0
Rick Rypien	4	0	0	0	0	2	0	0
Ryan Johnson	3	0	0	0	0	0	0	0
Willie Mitchell	3	0	0	0	2	4	0	0
Andrew Alberts	1	0	0	0	0	0	0	0
Alexandre Bolduc	1	0	0	0	0	2	0	0
Darcy Hordichuk	1	0	0	0	0	0	0	0
Brad Lukowich	1	0	0	0	0	0	0	0
Aaron Rome	1	0	0	0	2	0	0	0

Power Play: 3-12 25.0% / Penalty Killing: 12-17 70.6%





Season	OVERALL							HOME							ROAD						
	GP	W	L	OT	PTS	GF	GA	GP	W	L	OT	PTS	GF	GA	GP	W	L	OT	PTS	GF	GA
1998-99	4	3	1	0	6	18	14	2	2	0	0	4	9	5	2	1	1	0	2	9	9
1999-00	5	2	2	1	5	9	13	3	1	1	1	3	6	8	2	1	1	0	2	3	5
2000-01	4	0	3	1	1	10	17	2	0	1	1	1	6	9	2	0	2	0	0	4	8
2001-02	4	1	3	0	2	9	16	2	1	1	0	2	6	7	2	0	2	0	0	3	9
2002-03	4	1	3	0	2	10	16	2	1	1	0	2	4	5	2	0	2	0	0	6	11
2003-04	4	0	2	2	2	7	12	2	0	1	1	1	4	6	2	0	1	1	1	3	6
2005-06	4	3	1	0	6	14	7	2	2	0	0	4	8	1	2	1	1	0	2	6	6
2006-07	4	2	1	1	5	12	8	2	1	0	1	3	9	4	2	1	1	0	2	3	4
2007-08	4	1	2	1	3	9	14	2	0	1	1	1	4	8	2	1	1	0	2	5	6
2008-09	4	1	3	0	2	7	12	2	0	2	0	0	2	5	2	1	1	0	2	5	7
2009-10	4	2	2	0	4	10	12	2	1	1	0	2	6	6	2	1	1	0	2	4	6
<b>Totals</b>	<b>45</b>	<b>16</b>	<b>23</b>	<b>6</b>	<b>38</b>	<b>115</b>	<b>141</b>	<b>23</b>	<b>9</b>	<b>9</b>	<b>5</b>	<b>23</b>	<b>64</b>	<b>64</b>	<b>22</b>	<b>7</b>	<b>14</b>	<b>1</b>	<b>15</b>	<b>51</b>	<b>77</b>

OT column includes both ties and overtime losses in 1999-00 (one home OTL), 2000-01 (one home tie), 2001-02, 2002-03 and 2003-04 (one home OTL & one road tie).  
 OT column includes ties in 1998-99.

DATE	VISITOR	HOME
2005-06	December 28, 2005	Nashville 3 VANCOUVER 4
	March 2, 2006	Vancouver 1 NASHVILLE 3
	March 9, 2006	NASHVILLE 3 Vancouver 2 OT
	March 14, 2006	Vancouver 0 NASHVILLE 5
2006-07	October 21, 2006	VANCOUVER 4 Nashville 3 OT
	October 31, 2006	NASHVILLE 3 Vancouver 2
	November 23, 2006	Vancouver 0 NASHVILLE 6
	March 21, 2007	Nashville 0 VANCOUVER 2

DATE	VISITOR	HOME
2007-08	November 1, 2007	NASHVILLE 3 Vancouver 0
	December 6, 2007	VANCOUVER 5 Nashville 2
	February 21, 2008	VANCOUVER 3 Nashville 2 SO
	March 6, 2008	Nashville 2 VANCOUVER 6
2008-09	November 4, 2008	Nashville 0 VANCOUVER 4
	December 9, 2008	VANCOUVER 3 Nashville 1
	January 1, 2009	VANCOUVER 2 Nashville 1
	January 28, 2009	NASHVILLE 5 Vancouver 3
2009-10	December 8, 2009	Vancouver 2 NASHVILLE 4
	December 22, 2009	Nashville 1 VANCOUVER 4
	January 11, 2010	NASHVILLE 3 Vancouver 2
	March 7, 2010	VANCOUVER 4 Nashville 2

	OVERALL	AT NASHVILLE	AT VANCOUVER
<b>Current Trend</b>	1 Vancouver win (3/7/10)	1 Vancouver win (3/7/10)	1 Nashville win (1/11/10)
<b>Last Win</b>	1/11/10 (3-2)	12/8/09 (4-2)	1/11/10 (3-2)
<b>Last Loss</b>	3/7/10 (2-4)	3/7/10 (2-4)	12/22/09 (1-4)
<b>Last Tie</b>	3/16/04 (2-2 OT)	10/24/00 (4-4 OT)	3/16/04 (2-2 OT)
<b>Overtime Record</b>	1-4-2	0-4-1	1-0-1
<b>Longest Unbeaten Streak</b>	3 (twice, last 3-0-0-0, 3/2-3/14/06)	2 (three times, last 2-0-0-0, 3/2-3/14/06)	2 (2-0-0, 3/9-10/31/06)
<b>Longest Winning Streak</b>	3 (3/2-3/14/06)	2 (twice, last 3/2-3/14/06)	2 (3/9-10/31/06)
<b>Longest Winless Streak</b>	6 (twice, last 12/6/07-1/1/09)	4 (0-3-1, 12/6/07-1/1/09)	9 (0-8-1-0, 12/4/00-12/28/05)
<b>Longest Losing Streak</b>	6 (12/6/07-1/1/09)	4 (12/6/07-1/1/09)	7 (12/4/00-1/25/04)
<b>Most Goals by Nashville</b>	6 (three times, last 11/23/06, 6-0)	6 (twice, last 11/23/06, 6-0)	6 (12/19/98, 6-4)
<b>Most Goals by Vancouver</b>	7 (3/20/03, 3-7)	5 (three times, last 12/6/07, 2-5)	7 (3/20/03, 3-7)
<b>Most Goals by Both Teams</b>	10 (twice, last 3/20/03, 3-7)	9 (10/27/98, 5-4)	10 (twice, last 3/20/03, 3-7)
<b>Last Five Games</b>	3-2-0	1-3-1	2-3-0
<b>Last Ten Games</b>	3-6-1	4-4-2	5-5-0
<b>Last Transaction</b>	12/17/03: Acquired future considerations for defenseman Wade Brookbank.		
<b>Series Notes</b>	12/8/09: Martin Erat notched his second career hat trick and tied a career high with four points in a 4-2 victory at Bridgestone Arena... 2/21/08: Roberto Luongo stopped 49-of-51 Nashville shots in Vancouver's 3-2 shootout win at Bridgestone Arena... 11/23/06: Tomas Vokoun & Chris Mason split a shutout as Nashville topped Vancouver 6-0 at Bridgestone Arena... 3/14/06: Tomas Vokoun made 31 saves as Nashville blanked Vancouver 5-0 at Bridgestone Arena... 3/9/06: David Legwand tied a modern-day NHL record by scoring only six seconds into overtime, giving Nashville a 3-2 win and ending a nine-game winless streak for the Predators at Rogers Arena... 3/15/04: Nashville's Adam Hall scored the game-tying goal with 22 seconds remaining in regulation in a 2-2 tie at Rogers Arena... 12/19/98: Sergei Krivokrasov and Sebastien Bordeleau each posted four points in a 6-4 win at Rogers Arena. Vancouver's Markus Naslund became the first NHLer to convert a penalty-shot attempt against Nashville.		
<b>2010-11 Schedule</b>		2/17/11: Vancouver at Nashville	1/26/11: Nashville at Vancouver
		3/29/11: Vancouver at Nashville	3/3/11: Nashville at Vancouver



# NHL & OPPONENTS

## WASHINGTON CAPITALS

### 2009-10 SEASON SERIES

#### @ NASHVILLE

Date	Score	W/ Goal
	no games	

#### GOALS BY PERIOD

	1st	2nd	3rd	OT	Total
Nashville	0	2	0	0	2
Washington	2	0	0	0	2

#### INDIVIDUAL SCORING

PLAYER	PREDATORS							
	GP	G	A	P	+/-	PIM	PP	SH
J.P. Dumont	1	1	0	1	1	0	0	0
Shea Weber	1	1	0	1	1	0	0	0
Marcel Goc	1	0	1	1	0	0	0	0
Patric Hornqvist	1	0	1	1	2	0	0	0
Jason Arnott	1	0	0	0	0	2	0	0
Wade Belak	1	0	0	0	0	2	0	0
Francis Bouillon	1	0	0	0	1	0	0	0
Martin Erat	1	0	0	0	-1	0	0	0
Cody Franson	1	0	0	0	0	0	0	0
Kevin Klein	1	0	0	0	0	0	0	0
Teemu Laakso	1	0	0	0	-1	0	0	0
David Legwand	1	0	0	0	0	0	0	0
Cal O'Reilly	1	0	0	0	1	0	0	0
Jerred Smithson	1	0	0	0	1	2	0	0
Steve Sullivan	1	0	0	0	0	0	0	0
Ryan Suter	1	0	0	0	1	0	0	0
Joel Ward	1	0	0	0	0	0	0	0
Colin Wilson	1	0	0	0	-1	0	0	0

Power Play: 0-4 0.0% / Penalty Killing: 2-3 66.7%

#### @ WASHINGTON

Date	Score	W/ Goal
17 Oct '09 **	NSH 2 @ WSH 3	Alex Ovechkin * overtime ** shootout

#### SHOTS BY PERIOD

	1st	2nd	3rd	OT	Total
Nashville	7	8	9	0	24
Washington	10	12	12	1	35

PLAYER	CAPITALS							
	GP	G	A	P	+/-	PIM	PP	SH
Alex Ovechkin	1	2	0	2	0	0	1	0
Mike Knuble	1	0	2	2	1	0	0	0
Mike Green	1	0	1	1	0	2	0	0
Brendan Morrison	1	0	1	1	0	0	0	0
Keith Aucoin	1	0	0	0	0	0	0	0
Nicklas Backstrom	1	0	0	0	-1	2	0	0
Matt Bradley	1	0	0	0	-1	0	0	0
Chris Clark	1	0	0	0	-1	0	0	0
Eric Fehr	1	0	0	0	0	0	0	0
Milan Jurcina	1	0	0	0	0	0	0	0
Brooks Laich	1	0	0	0	-1	2	0	0
Quintin Laing	1	0	0	0	0	0	0	0
Brian Pothier	1	0	0	0	-1	2	0	0
Tom Poti	1	0	0	0	1	0	0	0
Jeff Schultz	1	0	0	0	-1	0	0	0
Alexander Semin	1	0	0	0	0	0	0	0
Tyler Sloan	1	0	0	0	-1	0	0	0
David Steckel	1	0	0	0	0	0	0	0

Power Play: 1-3 33.3% / Penalty Killing: 4-4 100.0%

#### GOALTENDING

##### PREDATORS

	GP	Min	W-L-OT	GA	SA	SV	GAA	SV%
Dan Ellis	1	65	0-0-1	2	35	33	1.85	.943

##### CAPITALS

	GP	Min	W-L-OT	GA	SA	SV	GAA	SV%
Semyon Varlamov	1	65	1-0-0	2	24	22	1.85	.917



Season	OVERALL							HOME							ROAD							
	GP	W	L	OT	PTS	GF	GA	GP	W	L	T	PTS	GF	GA	GP	W	L	T	PTS	GF	GA	
1998-99	2	2	0	0	4	6	3	1	1	0	0	2	3	1	1	1	0	0	2	3	2	2
1999-00	2	0	2	0	0	2	5	1	0	1	0	0	2	4	1	0	1	0	0	0	0	1
2000-01	2	1	1	0	2	4	3	1	1	0	0	2	3	1	1	0	1	0	0	0	1	2
2001-02	1	0	0	1	1	3	3	1	0	0	1	1	3	3	0	0	0	0	0	0	0	0
2002-03	1	0	1	0	0	4	5	0	0	0	0	0	0	0	1	0	1	0	0	0	4	5
2003-04	1	1	0	0	2	5	2	1	1	0	0	2	5	2	0	0	0	0	0	0	0	0
2005-06	1	1	0	0	2	5	2	0	0	0	0	0	0	0	1	1	0	0	2	5	2	
2007-08	1	0	1	0	0	2	4	1	0	1	0	0	2	4	0	0	0	0	0	0	0	0
2008-09	2	0	0	2	2	4	6	1	0	0	1	1	1	2	1	0	0	1	1	3	4	
2009-10	1	0	0	1	1	2	3	0	0	0	0	0	0	0	1	0	0	1	1	2	3	
<b>Totals</b>	<b>14</b>	<b>5</b>	<b>5</b>	<b>4</b>	<b>14</b>	<b>37</b>	<b>36</b>	<b>7</b>	<b>3</b>	<b>2</b>	<b>2</b>	<b>8</b>	<b>19</b>	<b>17</b>	<b>7</b>	<b>2</b>	<b>3</b>	<b>2</b>	<b>6</b>	<b>18</b>	<b>19</b>	

OT column includes both ties and overtime losses in 1999-00, 2000-01, 2001-02 (one home tie), 2002-03 and 2003-04. OT column includes ties in 1998-99.

	DATE	VISITOR	HOME
1998-99	December 26, 1998	Washington	1 NASHVILLE 3
	March 30, 1999	NASHVILLE	3 Washington 2
1999-00	November 26, 1999	Nashville	0 WASHINGTON 1
	February 12, 2000	WASHINGTON	4 Nashville 2
2000-01	October 13, 2000	Washington	1 NASHVILLE 3
	February 21, 2001	Nashville	1 WASHINGTON 2
2001-02	February 8, 2002	Washington	3 Nashville 3 OT
2002-03	October 11, 2002	Nashville	4 WASHINGTON 5
2003-04	February 13, 2004	Washington	2 NASHVILLE 5
2005-06	December 7, 2005	NASHVILLE	5 Washington 2
2007-08	March 18, 2008	WASHINGTON	4 Nashville 2
2008-09	October 28, 2008	Nashville	3 WASHINGTON 4 SO
	March 10, 2009	WASHINGTON	2 Nashville 1 OT
2009-10	October 17, 2009	Nashville	2 WASHINGTON 3 SO

	OVERALL	AT NASHVILLE	AT WASHINGTON
<b>Current Trend</b>	4 Washington wins (3/18/08-10/17/09)	2 Washington wins (3/18/08-3/10/09)	2 Washington wins (10/28/08-10/17/09)
<b>Last Win</b>	12/7/05 (5-2)	2/13/04 (5-2)	12/7/05 (5-2)
<b>Last Loss</b>	10/17/09 (2-3 SO)	3/10/09 (1-2 OT)	10/17/09 (2-3 SO)
<b>Last Tie</b>	2/8/02 (3-3 OT)	2/8/02 (3-3 OT)	None
<b>Overtime Record</b>	0-2-2	0-1-1	0-1-1
<b>Longest Unbeaten Streak</b>	2 (twice, last 2-0-0-0, 2/13/04-12/7/05)	3 (2-0-1-0, 10/13/00-2/13/04)	None
<b>Longest Winning Streak</b>	2 (twice, last 2/13/04-12/7/05)	None	None
<b>Longest Winless Streak</b>	4 (3/18/08-10/17/09)	2 (0-1-0-1, 3/18/08-3/10/09)	3 (0-3-0-0, 11/26/99-10/11/02)
<b>Longest Losing Streak</b>	4 (3/18/08-10/17/09)	2 (3/18/08-3/10/09)	3 (11/26/99-10/11/02)
<b>Most Goals by Nashville</b>	5 (twice, last 12/7/05, 5-2)	5 (2/13/04, 5-2)	5 (12/7/05, 5-2)
<b>Most Goals by Washington</b>	5 (10/11/02, 4-5)	4 (twice, last 3/18/08, 2-4)	5 (10/11/02, 4-5)
<b>Most Goals by Both Teams</b>	9 (10/11/02, 4-5)	7 (2/13/04, 5-2)	9 (10/11/02, 4-5)
<b>Last Five Games</b>	1-1-3	2-1-(1)-1	1-2-(0)-2
<b>Last Ten Games</b>	3-3-(1)-3	3-2-(1)-1	2-3-(0)-2
<b>Last Transaction</b>	3/9/06: Acquired defenseman Brendan Witt for forward Kris Beech and a first-round selection in the 2006 NHL Entry Draft (Semyon Varlamov).		
<b>Series Notes</b>	10/28/08: Jason Arnott (2g) and J.P. Dumont (3a) notched multi-point games in a 4-3 shootout loss at the Verizon Center... 3/18/08: Alexander Ovechkin tallied three points (1g-2a) in a 4-2 Washington victory at Bridgestone Arena... 11/26/99: Craig Billington made 19 saves for Washington in the Capitals' 1-0 shutout win at Verizon Center. Tomas Vokoun stopped 47 shots for Nashville.		
<b>2010-11 Schedule</b>		10/16/10: Washington at Nashville	None

Vanderbilt University  
Nashville, TN



**PREDATORS**

**8**

SHOTS

**23**

**Vanderbilt Medical Center**  
Heart and Mind



# *TEAM HISTORY & RECORDS*

# TEAM HISTORY & RECORDS

## SEASON RECORDS

SEASON	GP	W	L	T	OTL	PTS	PCT	GF	GA	*FINISH
1998-99	82	28	47	7	--	63	.384	190	261	4/12
1999-00	82	28	40	7	7	70	.427	199	240	4/13
2000-01	82	34	36	9	3	80	.488	186	200	3/10
2001-02	82	28	41	13	0	69	.421	196	230	4/14
2002-03	82	27	35	13	7	74	.451	183	206	4/13
2003-04	82	38	29	11	4	91	.555	216	217	3/8
2005-06	82	49	25	--	8	106	.646	259	227	2/4
2006-07	82	51	23	--	8	110	.671	272	212	2/4
2007-08	82	41	32	--	9	91	.555	230	229	2/8
2008-09	82	40	34	--	8	88	.537	213	233	5/10
2009-10	82	47	29	--	6	100	.610	225	225	3/7
<b>Totals</b>	<b>902</b>	<b>411</b>	<b>371</b>	<b>60</b>	<b>60</b>	<b>942</b>	<b>.522</b>	<b>2369</b>	<b>2480</b>	<b>--</b>

\* division rank/conference rank

Season	HOME									ROAD								
	GP	W	L	T	OTL	PTS	GF	GA		GP	W	L	T	OTL	PTS	GF	GA	
1998-99	41	15	22	4	--	34	104	126		41	13	25	3	--	29	86	135	
1999-00	41	15	21	3	2	35	103	116		41	13	19	4	5	35	96	124	
2000-01	41	16	18	7	0	39	92	102		41	18	18	2	3	41	94	98	
2001-02	41	17	16	8	0	42	101	95		41	11	25	5	0	27	95	135	
2002-03	41	18	17	5	1	42	98	90		41	9	18	8	6	32	85	116	
2003-04	41	22	10	7	2	53	112	93		41	16	19	4	2	38	104	124	
2005-06	41	32	8	--	1	65	142	94		41	17	17	--	7	41	117	133	
2006-07	41	28	8	--	5	61	153	105		41	23	15	--	3	49	119	107	
2007-08	41	23	14	--	4	50	120	113		41	18	18	--	5	41	110	116	
2008-09	41	24	13	--	4	52	116	104		41	16	21	--	4	36	97	129	
2009-10	41	24	14	--	3	51	108	101		41	23	15	--	3	49	117	124	
<b>Totals</b>	<b>451</b>	<b>234</b>	<b>161</b>	<b>34</b>	<b>22</b>	<b>524</b>	<b>1249</b>	<b>1139</b>		<b>451</b>	<b>177</b>	<b>210</b>	<b>26</b>	<b>38</b>	<b>418</b>	<b>1120</b>	<b>1341</b>	

Season	VS. CENTRAL DIVISION									VS. OTHER DIVISIONS								
	GP	W	L	T	OTL	PTS	GF	GA		GP	W	L	T	OTL	PTS	GF	GA	
1998-99	18	4	13	1	--	9	44	70		64	24	34	6	--	54	146	191	
1999-00	18	6	8	2	2	16	47	54		64	22	32	5	5	54	152	186	
2000-01	20	8	11	1	0	17	41	52		62	26	25	8	3	63	145	148	
2001-02	20	7	10	3	0	17	47	60		62	21	31	10	0	52	149	170	
2002-03	20	6	9	4	1	17	42	53		62	21	26	9	6	57	141	153	
2003-04	24	11	9	2	2	26	58	63		58	27	20	9	2	65	158	154	
2005-06	32	23	8	--	1	47	110	73		50	26	17	--	7	59	149	154	
2006-07	32	21	8	--	3	45	106	82		50	30	15	--	5	65	166	130	
2007-08	32	18	9	--	5	41	88	82		50	23	23	--	4	50	142	147	
2008-09	24	12	9	--	3	27	67	68		58	28	25	--	5	61	146	165	
2009-10	24	14	8	--	2	30	59	57		58	33	21	--	4	70	166	168	
<b>Totals</b>	<b>264</b>	<b>130</b>	<b>102</b>	<b>13</b>	<b>19</b>	<b>292</b>	<b>709</b>	<b>714</b>		<b>638</b>	<b>281</b>	<b>269</b>	<b>47</b>	<b>41</b>	<b>650</b>	<b>1660</b>	<b>1766</b>	

Season	VS. WESTERN CONFERENCE									VS. EASTERN CONFERENCE								
	GP	W	L	T	OTL	PTS	GF	GA		GP	W	L	T	OTL	PTS	GF	GA	
1998-99	55	21	30	4	--	46	140	174		27	7	17	3	--	17	50	87	
1999-00	56	17	28	5	6	45	132	170		26	11	12	2	1	25	67	70	
2000-01	60	22	29	6	3	53	133	154		22	12	7	3	0	27	53	46	
2001-02	60	19	33	8	0	46	136	176		22	9	8	5	0	23	60	54	
2002-03	60	19	27	9	5	52	127	157		22	8	8	4	2	22	56	49	
2003-04	64	28	23	10	3	69	161	168		18	10	6	1	1	22	55	49	
2005-06	72	45	22	--	5	95	226	188		10	4	3	--	3	11	33	39	
2006-07	72	44	21	--	7	95	237	187		10	7	2	--	1	15	35	25	
2007-08	72	36	28	--	8	80	202	197		10	5	4	--	1	11	28	32	
2008-09	64	32	26	--	6	70	177	186		18	8	8	--	2	18	36	47	
2009-10	64	35	25	--	4	74	168	178		18	12	4	--	2	26	57	47	
<b>Totals</b>	<b>699</b>	<b>318</b>	<b>292</b>	<b>42</b>	<b>47</b>	<b>725</b>	<b>1839</b>	<b>1935</b>		<b>203</b>	<b>93</b>	<b>79</b>	<b>18</b>	<b>13</b>	<b>217</b>	<b>530</b>	<b>545</b>	

\* 2004-05 season canceled

# TEAM HISTORY & RECORDS

## TEAM STREAKS

AT ALL-STAR BREAK				AT MIDWAY POINT	
Season	Date of Game (host)	Record Before	Record After	First Half	Second Half
1998-99	Jan. 24 (T.B)	16-25-4-(0)	12-22-3-(0)	14-23-4-(0)	14-24-3-(0)
1999-00	Feb. 6 (TOR)	20-24-6-4	8-16-1-3	14-20-5-2	14-20-2-5
2000-01	Feb. 4 (COL)	23-24-7-2	11-12-2-1	15-18-7-1	19-18-2-2
2001-02	Feb. 2 (L.A)	20-25-9-0	8-16-4-0	15-19-7-0	13-22-6-0
2002-03	Feb. 2 (FLA)	17-23-8-4	10-12-5-3	12-18-7-4	15-17-6-3
2003-04	Feb. 8 (MIN)	26-20-6-2	12-9-5-2	19-16-4-2	19-13-7-2
2005-06	OLYMPIC YEAR, NO ALL STAR GAME			26-12-(0)-3	23-13-(0)-5
2006-07	Jan. 24 (DAL)	34-12-(0)-3	17-11-(0)-5	27-11-(0)-3	24-12-(0)-5
2007-08	Jan. 27 (ATL)	25-20-(0)-5	16-12-(0)-4	21-19-(0)-2	20-13-(0)-7
2008-09	Jan. 25 (MTL)	20-23-(0)-3	20-11-(0)-5	19-19-(0)-3	21-15-(0)-5
2009-10	OLYMPIC YEAR, NO ALL-STAR GAME			24-14-(0)-3	23-15-(0)-3
<b>Totals</b>		<b>201-196-40-23</b>	<b>114-121-20-23</b>	<b>187-170-34-20</b>	<b>205-182-26-37</b>

RECORD BY MONTH							
Season	October	November	December	January	February	March	April
1998-99	3-5-1-(0)	6-7-0-(0)	4-6-2-(0)	5-9-1-(0)	3-6-2-(0)	5-8-1-(0)	2-6-0-(0)
1999-00	4-6-1-0	3-7-0-2	6-5-4-0	6-5-1-2	3-7-0-1	6-7-1-2	0-3-0-0
2000-01	4-3-3-1	6-6-2-0	4-8-2-0	8-7-0-1	4-5-1-0	7-5-1-1	1-2-0-0
2001-02	4-7-2-0	5-6-1-0	5-4-3-0	6-8-3-0	4-1-1-0	2-10-3-0	2-5-0-0
2002-03	1-5-1-2	3-6-3-2	6-6-2-0	7-6-2-0	8-2-1-0	2-8-4-2	0-2-0-1
2003-04	4-5-0-0	8-5-1-0	4-4-3-2	10-4-2-0	6-5-1-0	4-5-4-2	2-1-0-0
2005-06	8-1-(0)-1	7-3-(0)-2	9-5-(0)-0	7-5-(0)-3	3-4-(0)-0	8-5-(0)-2	7-2-(0)-0
2006-07	7-3-(0)-1	10-2-(0)-1	9-5-(0)-1	10-3-(0)-0	7-5-(0)-1	6-5-(0)-3	2-0-(0)-1
2007-08	4-7-(0)-0	8-2-(0)-2	6-9-(0)-0	8-3-(0)-3	6-4-(0)-3	7-6-(0)-1	2-1-(0)-0
2008-09	5-4-(0)-1	6-6-(0)-1	6-6-(0)-1	4-8-(0)-0	10-4-(0)-1	7-3-(0)-4	2-3-(0)-0
2009-10	6-6-(0)-1	9-4-(0)-0	9-4-(0)-2	6-7-(0)-0	3-2-(0)-2	11-5-(0)-1	3-1-(0)-0
<b>Totals</b>	<b>50-52-8-7</b>	<b>71-54-7-10</b>	<b>68-62-16-6</b>	<b>77-65-9-9</b>	<b>57-45-6-8</b>	<b>65-67-14-18</b>	<b>23-26-0-2</b>

RECORD BY DAY							
Season	Sunday	Monday	Tuesday	Wednesday	Thursday	Friday	Saturday
1998-99	1-4-0-(0)	1-5-1-(0)	5-8-1-(0)	4-7-0-(0)	5-7-1-(0)	6-5-1-(0)	6-11-3-(0)
1999-00	4-2-2-0	4-2-0-1	4-6-2-1	4-7-0-1	3-8-2-2	2-6-0-1	7-9-1-1
2000-01	5-1-0-1	2-4-0-0	3-6-4-0	4-6-1-2	9-8-1-0	2-4-1-0	9-7-2-0
2001-02	0-6-1-0	1-4-1-0	3-10-3-0	6-2-1-0	8-7-2-0	1-4-2-0	9-8-3-0
2002-03	2-4-0-2	5-3-0-0	3-8-2-3	1-3-1-0	5-7-5-0	1-4-0-1	10-6-5-1
2003-04	1-3-1-1	2-4-3-0	1-5-3-1	3-4-0-0	13-4-1-1	4-3-0-0	14-6-3-1
2005-06	2-1-(0)-1	2-2-(0)-0	13-4-(0)-0	6-5-(0)-3	12-4-(0)-1	1-3-(0)-1	13-6-(0)-2
2006-07	2-0-(0)-1	4-2-(0)-0	5-3-(0)-2	7-5-(0)-0	10-5-(0)-3	3-3-(0)-0	20-5-(0)-2
2007-08	3-1-(0)-3	3-3-(0)-0	9-7-(0)-0	0-5-(0)-1	10-8-(0)-3	3-1-(0)-0	13-7-(0)-2
2008-09	3-3-(0)-0	3-5-(0)-0	5-7-(0)-4	1-2-(0)-1	9-6-(0)-3	4-6-(0)-0	15-5-(0)-0
2009-10	3-2-(0)-0	4-3-(0)-0	8-6-(0)-2	3-3-(0)-1	14-4-(0)-0	3-5-(0)-0	12-6-(0)-3
<b>Totals</b>	<b>26-27-4-9</b>	<b>31-37-5-1</b>	<b>59-70-15-13</b>	<b>39-49-3-9</b>	<b>98-68-12-13</b>	<b>30-44-4-3</b>	<b>128-76-17-12</b>

STREAKS AND RECORDS																		
Season	RECORD			OVERALL TEAM STREAKS					HOME TEAM STREAKS					ROAD TEAM STREAKS				
	First 10 Games	Last 10 Games		Undef.	Win	One Winless	Losing	Point	Undef.	Win	One Winless	Losing	Point	Undef.	Win	One Winless	Losing	Point
1998-99	3-6-1-(0)	3-7-0-(0)		3 (2)	3	5	5	4 (2)	5	2 (5)	5	9	6	3 (2)	3	3 (2)	5 (4)	5 (2)
1999-00	4-5-1-0	3-7-0-0		8	4	8	7 (2)	7	6	4	9	4 (3)	4 (2)	3 (3)	2 (5)	4	5	4 (4)
2000-01	4-2-3-1	6-3-1-0		4 (3)	4	4 (4)	5	4	3 (4)	3 (2)	3 (4)	7	3	3 (2)	3	4	4	4
2001-02	3-5-2-0	2-7-1-0		7	3	7	8	6	11	6	11	6	6	3	3	3	9	5 (2)
2002-03	1-5-1-3	0-6-2-2		4 (3)	4 (2)	7	15	6	8	7	8	7	3 (2)	3 (2)	2 (3)	4	9 (2)	5
2003-04	4-5-1-0	5-3-1-1		7	6	7	7	4	11	4 (3)	13	5	2 (3)	4 (2)	4 (2)	4 (2)	5 (2)	4
2005-06	8-1-(0)-1	7-3-(0)-0		8	8	10	5	5	6	6	6 (2)	2	2	3 (2)	3 (2)	6	7	7
2006-07	6-3-(0)-1	5-3-(0)-2		6	6	10 (2)	3	3 (3)	8	8	12	3	3	7	7	7	5	5
2007-08	4-6-(0)-0	6-3-(0)-1		3 (6)	3 (6)	8	6	6	4 (2)	4 (2)	6 (2)	6	6	3	3	5 (2)	5	5
2008-09	5-4-(0)-1	5-4-(0)-1		6	6	8	5	5	5	5	7	3 (3)	3 (3)	3 (2)	3 (2)	5	7	7
2009-10	3-6-(0)-1	6-3-(0)-1		7	7	7 (2)	6	6	7	7	7	3	3	3	5	7	5	5

Numbers in parentheses indicate the number of times the high was reached that season.

TEAM HISTORY & RECORDS

# TEAM HISTORY & RECORDS

## SPECIAL TEAMS & HOLIDAY RECORDS

### POWER PLAY

YEAR	HOME				ROAD				OVERALL			
	ADV	PPG	%	RANK	ADV	PPG	%	RANK	ADV	PPG	%	RANK
1998-99	183	24	13.1	23rd	141	16	11.3	T-23rd	324	40	12.3	25th
1999-00	164	20	12.2	26th	140	21	15.0	14th	304	41	13.5	25th
2000-01	188	32	17.0	19th	173	19	11.0	27th	361	51	14.1	23rd
2001-02	182	26	14.3	23rd	155	22	14.2	14th	337	48	14.2	23rd
2002-03	204	26	12.7	T-26th	214	32	15.0	T-20th	418	58	13.9	26th
2003-04	234	41	17.5	T-12th	192	31	16.1	T-13th	426	72	16.9	11th
2005-06	260	50	19.2	12th	252	44	17.5	T-10th	512	94	18.4	10th
2006-07	219	44	20.1	10th	189	27	14.3	23rd	408	71	17.4	18th
2007-08	198	31	15.7	22nd	160	22	13.8	26th	358	53	14.8	27th
2008-09	167	27	16.2	23rd	151	23	15.2	23rd	318	50	15.7	26th
2009-10	141	26	18.4	18th	145	21	14.5	22nd	286	47	16.4	T-23rd

### PENALTY KILL

YEAR	HOME				ROAD				OVERALL			
	TSH	PPGA	%	RANK	TSH	PPGA	%	RANK	TSH	PPGA	%	RANK
1998-99	175	31	82.3	21st	182	44	75.8	27th	357	75	79.0	27th
1999-00	152	20	86.8	9th	157	26	83.4	16th	309	46	85.1	12th
2000-01	168	21	87.5	3rd	163	28	82.8	T-13th	331	49	85.2	8th
2001-02	176	18	89.8	2nd	178	32	82.0	23rd	354	50	85.9	9th
2002-03	163	22	86.5	T-4th	190	39	79.5	T-29th	353	61	82.7	T-17th
2003-04	176	24	86.4	T-11th	175	40	77.1	30th	351	64	81.8	24th
2005-06	265	34	87.2	T-4th	268	48	82.1	13th	533	82	84.6	T-5th
2006-07	196	28	85.7	10th	191	27	85.9	4th	387	55	85.8	3rd
2007-08	163	27	83.4	12th	172	22	87.2	2nd	335	49	85.4	3rd
2008-09	150	17	88.7	2nd	188	42	77.7	27th	338	59	82.5	10th
2009-10	113	22	80.5	22nd	145	37	74.5	28th	258	59	77.1	28th

### SHORTHANDED GOALS

YEAR	SHG	RANK	SHGA	RANK
1998-99	7	T-15th	10	T-18th
1999-00	9	T-7th	11	T-24th
2000-01	7	T-20th	4	T-2nd
2001-02	6	T-18th	8	T-17th
2002-03	2	T-29th	8	T-14th
2003-04	14	3rd	8	T-13th
2005-06	12	10th	13	T-24th
2006-07	8	T-14th	2	1st
2007-08	7	T-16th	10	T-21st
2008-09	9	T-9th	8	T-14th
2009-10	5	T-21st	6	T-11th

### PENALTY MINUTES

YEAR	PIM	AVG	RANK
1998-99	1420	17.3	21st
1999-00	946	11.5	T-6th
2000-01	944	11.5	1st
2001-02	1071	13.1	8th
2002-03	969	11.8	4th
2003-04	1360	16.6	28th
2005-06	1517	18.7	28th
2006-07	1155	14.4	15th
2007-08	1027	12.5	T-7th
2008-09	994	12.1	5th
2009-10	710	8.7	1st

## HOLIDAY RECORDS

### Halloween (4-2-(0)-0 Record)

1998 vs. Colorado	W, 3-2
1999 at Edmonton	L, 2-4
2000 vs. St. Louis	L, 2-4
2001 at Minnesota	W, 6-4
2006 at Vancouver	W, 3-2
2009 vs. Dallas	W, 4-2

### Thanksgiving (3-0-(0)-0 Record)

Nov. 24, 2005 vs. Los Angeles	W, 4-3
Nov. 23, 2006 vs. Vancouver	W, 6-0
Nov. 22, 2007 vs. Detroit	W, 3-2

### New Year's Eve (2-0-(0)-0 Record)

2007 at Dallas	W, 1-0
2009 at Columbus	W, 2-1 (OT)

### New Year's Day (2-6-(1)-0 Record)

1999 vs. St. Louis	L, 5-6
2000 vs. San Jose	W, 3-2
2001 vs. Vancouver	L, 2-5
2002 vs. Colorado	T, 4-4
2003 vs. Colorado	L, 3-7
2004 vs. Pittsburgh	W, 3-2
2006 vs. Anaheim	L, 2-4
2007 vs. Colorado	L, 3-5
2009 vs. Vancouver	L, 1-2

### Martin Luther King Day (3-4-(0)-0 Record)

Jan. 18, 1999 at Boston	L, 1-8
Jan. 21, 2002 vs. Phoenix	L, 1-0
Jan. 19, 2004 vs. Minnesota	W, 2-0
Jan. 15, 2007 vs. Calgary	W, 5-3
Jan. 21, 2008 vs. St. Louis	W, 6-3
Jan. 19, 2009 vs. New Jersey	L, 1-3
Jan. 18, 2010 vs. Toronto	L, 3-4

### Valentine's Day (3-1-(0)-0 Record)

2007 vs. San Jose	W, 5-0
2008 vs. Chicago	L, 1-6
2009 vs. Boston	W, 3-2 (SO)
2010 at Pittsburgh	W, 4-3 (SO)

### Presidents' Day (3-3-(0)-0 Record)

Feb. 15, 1999 vs. N.Y. Rangers	L, 4-7
Feb. 21, 2000 vs. Dallas	W, 5-2
Feb. 17, 2003 vs. Boston	W, 5-1
Feb. 16, 2004 at Columbus	L, 2-4
Feb. 19, 2007 vs. Phoenix	W, 4-1
Feb. 16, 2009 vs. Ottawa	L, 0-2

### St. Patrick's Day (3-2-(0)-0 Record)

2000 at Phoenix	W, 4-3 (OT)
2001 vs. Phoenix	W, 4-1
2002 vs. Colorado	L, 4-5
2003 vs. Edmonton	L, 3-5
2007 vs. Dallas	W, 3-2







# TEAM HISTORY & RECORDS

## ALL-TIME STATISTICS

No	Player	GP	G	A	PTS	PIM	PP	SH	GW	GT	S	%	+/-	TF	FW	F%	MIN	H	BS
6	Stan Neckar	1	0	1	1	0	0	0	0	0	0	0.0%	2	0	0	0.0%	14:59	0	0
8	Doug Friedman	2	0	1	1	14	0	0	0	0	3	0.0%	0	0	0	0.0%	7:00	2	1
34	Sheldon Brookbank	3	0	1	1	12	0	0	0	0	3	0.0%	0	0	0	0.0%	8:16	2	2
36	Sean Haggerty	3	0	1	1	0	0	0	0	0	2	0.0%	1	0	0	0.0%	8:35	4	1
20	Todd Warriner	6	0	1	1	4	0	0	0	0	6	0.0%	-1	5	3	60.0%	11:15	0	0
36	Niklas Andersson	7	0	1	1	0	0	0	0	0	7	0.0%	0	0	0	0.0%	12:50	1	0
28/5	Tomas Kloucek	8	0	1	1	12	0	0	0	0	1	0.0%	4	0	0	0.0%	10:53	0	0
74	Nick Tarnasky	11	0	1	1	17	0	0	0	0	6	0.0%	1	0	0	0.0%	5:38	15	6
13	Jere Karalahti	15	0	1	1	12	0	0	0	0	8	0.0%	-1	0	0	0.0%	18:45	54	13
4	Vitaly Vishnevski	15	0	1	1	10	0	0	0	0	6	0.0%	1	0	0	0.0%	10:02	27	10
39	Dan Ellis	110	0	1	1	6	0	0	0	0	0	0.0%	0	0	0	0.0%	--	0	0
35	Pekka Rinne	113	0	1	1	8	0	0	0	0	0	0.0%	0	0	0	0.0%	--	0	0
40	Mike Farrell	1	0	0	0	0	0	0	0	0	0	0.0%	0	0	0	0.0%	5:08	0	0
28	Patrick Leahy	1	0	0	0	0	0	0	0	0	0	0.0%	0	0	0	0.0%	5:46	0	0
49	Michael Leighton	1	0	0	0	0	0	0	0	0	0	0.0%	0	0	0	0.0%	--	0	0
36	Peter Olvecky	1	0	0	0	0	0	0	0	0	0	0.0%	0	0	0	0.0%	7:53	0	0
47	Libor Pivko	1	0	0	0	0	0	0	0	0	2	0.0%	0	0	0	0.0%	6:50	0	0
12	Yves Sarault	1	0	0	0	0	0	0	0	0	0	0.0%	0	0	0	0.0%	5:15	0	0
27	Pascal Trepanier	1	0	0	0	0	0	0	0	0	1	0.0%	0	0	0	0.0%	9:55	0	0
32	Mathieu Darche	2	0	0	0	0	0	0	0	0	1	0.0%	-1	0	0	0.0%	6:39	0	0
31	Brian Finley	2	0	0	0	0	0	0	0	0	0	0.0%	0	0	0	0.0%	--	0	0
49	Rory Fitzpatrick	2	0	0	0	2	0	0	0	0	0	0.0%	-2	0	0	0.0%	9:47	1	0
54	Darren Haydar	2	0	0	0	0	0	0	0	0	1	0.0%	-1	0	0	0.0%	8:54	0	0
47	Matt Henderson	2	0	0	0	2	0	0	0	0	0	0.0%	-1	0	0	0.0%	6:23	4	0
20	John Namestnikov	2	0	0	0	2	0	0	0	0	3	0.0%	0	0	0	0.0%	15:48	0	0
15	Josh Langfeld	2	0	0	0	0	0	0	0	0	5	0.0%	0	0	0	0.0%	9:47	2	0
39	Domenic Pittis	2	0	0	0	2	0	0	0	0	1	0.0%	0	6	1	16.7%	4:59	0	0
16	Timofei Shishkanov	2	0	0	0	0	0	0	0	0	0	0.0%	-1	0	0	0.0%	6:31	0	0
50	Petr Sykora	2	0	0	0	0	0	0	0	0	2	0.0%	-1	11	5	45.5%	8:19	0	0
2	Rob Zetterler	2	0	0	0	2	0	0	0	0	0	0.0%	-2	0	0	0.0%	16:16	5	1
21	Triston Grant	3	0	0	0	9	0	0	0	0	2	0.0%	-1	0	0	0.0%	7:14	5	1
14	Brett Hauer	3	0	0	0	6	0	0	0	0	2	0.0%	-3	0	0	0.0%	10:29	3	1
12	Brad Smyth	3	0	0	0	6	0	0	0	0	5	0.0%	-1	0	0	0.0%	9:54	1	0
14	Rich Brennan	4	0	0	0	2	0	0	0	0	0	0.0%	0	0	0	0.0%	14:31	8	3
26	Phillip Crowe	4	0	0	0	10	0	0	0	0	1	0.0%	0	0	0	0.0%	4:06	5	0
28	Cameron Mann	4	0	0	0	0	0	0	0	0	5	0.0%	-2	0	0	0.0%	5:53	0	0
48	Jonas Andersson	5	0	0	0	2	0	0	0	0	4	0.0%	-2	0	0	0.0%	9:06	5	0
24	Ben Guite	6	0	0	0	4	0	0	0	0	5	0.0%	-3	34	15	44.1%	8:29	14	4
35	Jan Lasak	6	0	0	0	2	0	0	0	0	0	0.0%	0	0	0	0.0%	--	0	0
4	Teemu Laakso	7	0	0	0	2	0	0	0	0	5	0.0%	-2	0	0	0.0%	10:48	6	5
42	Pavel Skrbek	8	0	0	0	6	0	0	0	0	2	0.0%	-1	0	0	0.0%	11:12	4	7
26	Wade Brookbank	9	0	0	0	38	0	0	0	0	1	0.0%	-4	0	0	0.0%	3:28	0	0
35	Eric Fichaud	9	0	0	0	0	0	0	0	0	0	0.0%	0	0	0	0.0%	--	0	0
38	Alexandre Boikov	10	0	0	0	15	0	0	0	0	4	0.0%	-1	0	0	0.0%	6:45	24	3
5	Brad Bombardir	13	0	0	0	4	0	0	0	0	9	0.0%	1	0	0	0.0%	19:02	0	0
74	Brantt Myhres	20	0	0	0	28	0	0	0	0	1	0.0%	-5	0	0	0.0%	3:48	8	0
33/16	Marc Moro	27	0	0	0	75	0	0	0	0	11	0.0%	-5	0	0	0.0%	9:49	59	7

No	Goalie	GP	MIN	GAA	W	L	T	OT	EN	SO	GA	SA	SV%	G	A	PIM
29	Tomas Vokoun	383	21789	2.54	161	159	35	11	30	21	922	10579	.913	0	9	111
1	Mike Dunham	217	12494	2.72	81	104	24	0	10	8	567	6274	.910	0	2	14
35	Pekka Rinne	113	6337	2.46	62	32	--	9	0	14	260	3024	.914	0	1	8
30	Chris Mason	135	7133	2.61	58	43	1	11	3	12	310	3548	.913	1	2	8
39	Dan Ellis	110	5909	2.64	49	42	--	8	0	10	260	2958	.912	0	1	6
35	Eric Fichaud	9	447	3.22	0	6	0	0	1	0	24	229	.895	0	0	0
35	Jan Lasak	6	267	4.04	0	4	0	0	1	0	18	143	.874	0	0	2
34	Wade Flaherty	1	51	4.71	0	1	0	0	0	0	4	27	.852	0	1	0
31	Brian Finley	2	107	5.61	0	1	0	0	0	0	10	54	.815	0	0	0
49	Michael Leighton	1	20	6.00	0	0	--	0	0	0	2	10	.800	0	0	0

TEAM HISTORY & RECORDS

# TEAM HISTORY & RECORDS

## PERSONNEL & ALL-STARS

### ALL-STAR GAME REPRESENTATIVES

YEAR	SITE	PLAYER	TEAM	G	A	PTS	PIM
1999	Tampa Bay	Sergei Krivokrasov	World	0	0	0	0
* 2000	Toronto	Kimmo Timonen	World	-	-	-	-
2004	Minnesota	Kimmo Timonen	West	0	0	0	0
** 2007	Dallas	Kimmo Timonen	West	0	0	0	0
2008	Atlanta	Jason Arnott	West	0	1	1	0
2009	Montreal	Shea Weber	West	0	0	0	0

### GOALIES

YEAR	SITE	PLAYER	TEAM	W-L	MIN	GA	SA
2004	Minnesota	Tomas Vokoun	West	L	20	4	12

\* Timonen did not play in the 2000 NHL All-Star Game due to injury.

\*\* Head Coach Barry Trotz served as assistant coach for the Western Conference All-Stars.

### YOUNGSTARS GAME REPRESENTATIVES

YEAR	SITE	PLAYER	TEAM	G	A	PTS	PIM
2002	Los Angeles	Scott Hartnell	Melrose	0	1	1	0
		David Legwand	Melrose	2	2	4	0
2003	Florida	Adam Hall	West	1	1	2	0
2004	Minnesota	Dan Hamhuis	West	0	0	0	0
2007	Dallas	Alexander Radulov	West	1	0	1	0
		Shea Weber	West	0	2	2	0

### GOALIES

YEAR	SITE	PLAYER	TEAM	W-L	MIN	GA	SA
2009	Montreal	Pekka Rinne	Rookies	W	18	5	24

### PERSONNEL HISTORY

#### CHIEF EXECUTIVE OFFICERS

Jeff Cogen August 10, 2010 –

#### PRESIDENTS

Jack Diller July 1, 1997 – June 30, 2005  
 Ed Lang December 11, 2007 – August 10, 2010  
 David Poile December 11, 2007 –  
 Sean Henry August 10, 2010 –

#### GENERAL MANAGERS

David Poile July 9, 1997 –

#### ASSISTANT GENERAL MANAGERS

Ray Shero November 30, 1998 – May 25, 2006  
 Paul Fenton June 5, 2006 –

#### HEAD COACHES

Barry Trotz August 6, 1997 –

#### ASSISTANT/ASSOCIATE COACHES

Paul Gardner August 6, 1997 – April 15, 2003  
 Brent Peterson (assistant) June 19, 1998 –  
 June 19, 2003  
 (associate) June 19, 2003 –  
 Peter Horachek June 19, 2003 –

#### CAPTAINS

Tom Fitzgerald July 6, 1998 – March 13, 2002  
 Greg Johnson October 8, 2002 – June 30, 2006  
 Scott Walker January 12, 2003 – January 27, 2003  
 Kimmo Timonen October 3, 2006 – June 18, 2007  
 Jason Arnott September 12, 2007 – June 19, 2010  
 Shea Weber July 8, 2010 –



Shea Weber registered a 103.4 mph blast in the Hardest Shot Competition during 2009 All-Star Saturday's Super Skills Competition, third hardest all time.

# TEAM HISTORY & RECORDS

## AWARD WINNERS & OLYMPIANS

### AWARD WINNERS

#### BILL MASTERTON MEMORIAL TROPHY

*Given to the player who best exemplifies the qualities of perseverance, sportsmanship and dedication to hockey.*

2009 Steve Sullivan

#### LESTER PATRICK AWARD

*For outstanding service to hockey in the United States.*

2001 David Poile

#### NHL PLAYER OF THE WEEK

12/27/99-1/2/00 Tomas Vokoun

#### NHL DEFENSIVE PLAYER OF THE WEEK

11/24/03-11/30/03 Tomas Vokoun

11/28/05-12/4/05 Tomas Vokoun

3/13/06-3/19/06 Tomas Vokoun

#### NHL OFFENSIVE PLAYER OF THE WEEK

12/22/03-12/28/03 Scott Walker

2/16/04-2/22/04 Steve Sullivan

10/10/05-10/16/05 Steve Sullivan

#### NHL ROOKIE OF THE MONTH

February, 2009 Pekka Rinne

#### NHL THREE STARS OF THE MONTH

January, 2008 J.P. Dumont 2nd Star

October, 2008 Shea Weber 3rd Star

#### NHL THREE STARS OF THE WEEK

12/11/06-12/17/06 Chris Mason 2nd Star

1/15/07-1/21/07 David Legwand 1st Star

10/3/07-10/7/07 Chris Mason 3rd Star

11/12/07-11/18/07 Martin Erat 3rd Star

12/17/07-12/23/07 Jason Arnott 3rd Star

3/24/08-3/30/08 Dan Ellis 2nd Star

11/10/08-11/16/08 Dan Ellis 3rd Star

12/1-12/7/08 Pekka Rinne 1st Star

10/26-11/1/09 Pekka Rinne 2nd Star

12/14-12/20/09 Patric Hornqvist 3rd Star

3/8-3/14/10 Pekka Rinne 3rd Star

3/15-3/21/10 Pekka Rinne 1st Star

#### SPORTING NEWS NHL EXECUTIVE OF THE YEAR

2006-07 David Poile

#### SPORTING NEWS NHL COACH OF THE YEAR

2006-07 Barry Trotz

#### NHL AWARD NOMINATIONS

##### NHL GENERAL MANAGER OF THE YEAR

2010 David Poile

##### JACK ADAMS AWARD

*Presented to the head coach who has contributed the most to his team's success.*

2010 Barry Trotz

### PREDATORS ORGANIZATION OLYMPIC REPRESENTATIVES

YEAR	SITE	PLAYER	COUNTRY	RESULT	GP	G	A	PTS	PIM
2002	Salt Lake City	Richard Lintner	Slovakia	13th	4	1	1	2	0
2002	Salt Lake City	Oliver Setzinger	Austria	12th	4	1	0	1	2
2002	Salt Lake City	Karlis Skrastins	Latvia	Ninth	1	0	0	0	0
2002	Salt Lake City	Kimmo Timonen	Finland	Sixth	4	0	1	1	2
2006	Torino	Martin Erat	Czech Republic	Bronze	8	1	1	2	4
2006	Torino	Jukka Hentunen	Finland	Silver	8	0	0	0	2
2006	Torino	Danny Markov	Russia	Fourth	8	0	2	2	4
2006	Torino	Alexander Sulzer	Germany	10th	5	0	1	1	2
2006	Torino	Kimmo Timonen	Finland	Silver	8	1	4	5	2
2006	Torino	Marek Zidlicky	Czech Republic	Bronze	7	4	1	5	16
2010	Vancouver	Martin Erat	Czech Republic	Seventh	5	0	1	1	2
2010	Vancouver	Marcel Goc	Germany	11th	4	2	1	3	0
2010	Vancouver	Patric Hornqvist	Sweden	Fifth	4	1	0	1	4
2010	Vancouver	Alexander Radulov	Russia	Sixth	4	1	1	2	4
2010	Vancouver	Alexander Sulzer	Germany	11th	4	0	0	0	4
2010	Vancouver	Ryan Suter	United States	Silver	6	0	4	4	2
2010	Vancouver	Shea Weber	Canada	Gold	7	2	4	6	2

\*\* Predators General Manager David Poile served as Associate General Manager for Team USA at the 2010 Olympics.

#### GOALIES

YEAR	SITE	PLAYER	COUNTRY	RESULT	GP	MIN	REC	GA	SA	GAA	SV%
2002	Salt Lake City	Jan Lasak	Slovakia	13th	2	94	--	6	38	3.81	.864
2002	Salt Lake City	Mike Dunham	United States	Silver	1	60	--	0	23	0	1
2006	Torino	Tomas Vokoun	Czech Republic	Bronze	7	342	3-4	14	136	2.46	.897

# TEAM HISTORY & RECORDS

## ALL-TIME LEADERBOARD

CAREER		SINGLE SEASON	
GAMES PLAYED	GAMES PLAYED		
David Legwand	704	35 tied with	82
Kimmo Timonen	573		
Martin Erat	552		
Greg Johnson	502		
Dan Hamhuis	483		

GOALS		GOALS	
David Legwand	152	Jason Arnott	2008-09 33
Martin Erat	123	Paul Kariya	2005-06 31
Jason Arnott	107	Steve Sullivan	2005-06 31
Scott Walker	96	Patric Hornqvist	2009-10 30
Scott Hartnell	93	J.P. Dumont	2007-08 29
Greg Johnson	93		

ASSISTS		ASSISTS	
David Legwand	255	Paul Kariya	2005-06 54
Martin Erat	229	Paul Kariya	2006-07 52
Kimmo Timonen	222	J.P. Dumont	2008-09 49
J.P. Dumont	165	J.P. Dumont	2006-07 45
Steve Sullivan	151	Jason Arnott	2007-08 44
Scott Walker	151		

POINTS		POINTS	
David Legwand	407	Paul Kariya	2005-06 85
Martin Erat	352	Paul Kariya	2006-07 76
Kimmo Timonen	301	J.P. Dumont	2007-08 72
J.P. Dumont	248	Jason Arnott	2007-08 72
Scott Walker	247	Steve Sullivan	2005-06 68

PENALTY MINUTES		PENALTY MINUTES	
Jordin Tootoo	572	Patrick Cote	1998-99 242
Scott Hartnell	544	Denny Lambert	1998-99 218
Scott Walker	465	Darcy Hordichuk	2005-06 163
Dan Hamhuis	375	Drake Berehowsky	1998-99 140
David Legwand	374	Bob Boughner	1998-99 137
Cale Hulse	370	Jordin Tootoo	2003-04 137

GOALTENDING			
GAMES PLAYED		GAMES PLAYED	
Tomas Vokoun	383	Tomas Vokoun	2003-04 73
Mike Dunham	217	Tomas Vokoun	2002-03 69
Chris Mason	135	Tomas Vokoun	2005-06 61
Pekka Rinne	113	Pekka Rinne	2009-10 58
Dan Ellis	110	Mike Dunham	2001-02 58

MINUTES		MINUTES	
Tomas Vokoun	21789	Tomas Vokoun	2003-04 4221
Mike Dunham	12494	Tomas Vokoun	2002-03 3974
Chris Mason	7133	Tomas Vokoun	2005-06 3601
Pekka Rinne	6337	Mike Dunham	2001-02 3316
Dan Ellis	5909	Pekka Rinne	2009-10 3246

SHUTOUTS		SHUTOUTS	
Tomas Vokoun	21	Pekka Rinne	2009-10 7
Pekka Rinne	14	Pekka Rinne	2008-09 7
Chris Mason	12	Dan Ellis	2007-08 6
Dan Ellis	10	Chris Mason	2006-07 5
Mike Dunham	8	Tomas Vokoun	2006-07 5

GAA (min 52 GP)		GAA (min 26 GP)	
Pekka Rinne	2.46	Tomas Vokoun	2002-03 2.20
Tomas Vokoun	2.54	Mike Dunham	2000-01 2.28
Chris Mason	2.61	Dan Ellis	2007-08 2.34
Dan Ellis	2.64	Pekka Rinne	2008-09 2.38
Mike Dunham	2.72	Chris Mason	2006-07 2.38

SAVE % (min 52 GPI)		SAVE % (min 26 GP)	
Pekka Rinne	.914	Chris Mason	2006-07 .925
Tomas Vokoun	.913	Dan Ellis	2007-08 .924
Chris Mason	.913	Mike Dunham	2000-01 .923
Dan Ellis	.912	Tomas Vokoun	2006-07 .920
Mike Dunham	.910	Tomas Vokoun	2005-06 .919

WINS		WINS	
Tomas Vokoun	161	Tomas Vokoun	2005-06 36
Mike Dunham	81	Tomas Vokoun	2003-04 34
Pekka Rinne	62	Pekka Rinne	2009-10 32
Chris Mason	58	Pekka Rinne	2008-09 29
Dan Ellis	49	Tomas Vokoun	2006-07 27

TIES		TIES	
Tomas Vokoun	35	Tomas Vokoun	2002-03 11
Mike Dunham	24	Tomas Vokoun	2003-04 10
Chris Mason	1	Mike Dunham	2001-02 9
		Mike Dunham	1999-00 6
		Tomas Vokoun	2000-01 5

# TEAM HISTORY & RECORDS

## SEASON LEADERS

Season	Goals	Assists	Points	PIM	
1998-99	Sergei Krivokrasov	25 Cliff Ronning	35 Cliff Ronning	53 Patrick Cote	242
1999-00	Cliff Ronning	26 Cliff Ronning	36 Cliff Ronning	62 Bob Boughner	97
2000-01	Scott Walker	25 Cliff Ronning	43 Cliff Ronning	62 Cale Hulse	128
2001-02	Denis Arhipov	20 Cliff Ronning	31 Cliff Ronning	49 Cale Hulse	121
2002-03	Andreas Johansson	20 Kimmo Timonen	34 David Legwand	48 Cale Hulse	121
2003-04	Scott Walker	25 Scott Walker	42 Scott Walker	67 Jordin Tootoo	137
2005-06	Kariya/Sullivan	31 Paul Kariya	54 Paul Kariya	85 Darcy Hordichuk	163
2006-07	Arnott/Legwand	27 Paul Kariya	52 Paul Kariya	76 Jordin Tootoo	116
2007-08	J.P. Dumont	29 Jason Arnott	44 Dumont/Arnott	72 Jordin Tootoo	100
2008-09	Jason Arnott	33 J.P. Dumont	49 J.P. Dumont	65 Jordin Tootoo	124
2009-10	Patric Hornqvist	30 Steve Sullivan	34 Hornqvist/Sullivan	51 Wade Belak	58

Season	PPG	SHG	GWG	Shots	
1998-99	Sergei Krivokrasov	10 Greg Johnson	3 Sergei Krivokrasov	6 Cliff Ronning	239
1999-00	Patric Kjellberg	9 Tom Fitzgerald	3 Three tied with	3 Cliff Ronning	248
2000-01	Scott Walker	9 Scott Walker	3 Four tied with	4 Cliff Ronning	237
2001-02	Andy Delmore	11 Vitali Yachmenev	2 Denis Arhipov	6 Andy Delmore	175
2002-03	Andy Delmore	14 Legwand/Skrastins	1 Andy Delmore	6 Scott Hartnell	221
2003-04	Walker/Zidlicky	9 Greg Johnson	4 David Legwand	5 Kimmo Timonen	180
2005-06	Paul Kariya	14 Johnson/Sullivan	4 Scott Hartnell	8 Paul Kariya	245
2006-07	Jason Arnott	12 Steve Sullivan	3 David Legwand	7 Paul Kariya	224
2007-08	Jason Arnott	13 Nichol/Smithson	2 J.P. Dumont	8 Jason Arnott	248
2008-09	Shea Weber	10 David Legwand	3 Jason Arnott	5 Shea Weber	251
2009-10	Patric Hornqvist	10 Jerred Smithson	2 Patric Hornqvist	8 Patric Hornqvist	275

Season	Shooting %	Points (defenseman)	Plus-minus rating	Average time on ice	
1998-99	Andrew Brunette	16.9 Jamie Heward	18 Rob Valicevic	+4 Joel Bouchard	22:34
1999-00	Patric Kjellberg	17.8 Kimmo Timonen	33 Vitali Yachmenev	+5 Drake Berehowsky	22:40
2000-01	Scott Walker	15.7 Kimmo Timonen	25 Mark Eaton	+7 Kimmo Timonen	23:11
2001-02	Denis Arhipov	16.9 Kimmo Timonen	42 Scott Hartnell	+5 Kimmo Timonen	24:12
2002-03	Andreas Johansson	16.1 Kimmo Timonen	40 Jason York	+13 Kimmo Timonen	22:24
2003-04	Scott Walker	15.9 Marek Zidlicky	53 Mark Eaton	+16 Kimmo Timonen	23:52
2005-06	Steve Sullivan	16.1 Kimmo Timonen	50 Scottie Upshall	+14 Dan Hamhuis	22:33
2006-07	Alexander Radulov	18.8 Kimmo Timonen	55 David Legwand	+23 Kimmo Timonen	21:50
2007-08	J.P. Dumont	15.1 Marek Zidlicky	43 Jason Arnott	+19 Dan Hamhuis	22:43
2008-09	Jason Arnott	16.8 Shea Weber	53 Greg Zanon	+8 Ryan Suter	24:15
2009-10	Jerred Smithson	16.7 Shea Weber	43 Patric Hornqvist	+18 Ryan Suter	23:58

Season	Hits	Blocked Shots	
1998-99	Bob Boughner	233 Drake Berehowsky	109
1999-00	Bob Boughner	207 Berehowsky/Skrastins	110
2000-01	Cale Hulse	232 Karlis Skrastins	160
2001-02	Karlis Skrastins	161 Karlis Skrastins	137
2005-06	Darcy Hordichuk	150 Mark Eaton	170
2006-07	Shea Weber	165 Greg Zanon	189
2007-08	Dan Hamhuis	162 Greg Zanon	176
2008-09	Shea Weber	192 Greg Zanon	237
2009-10	Shea Weber	165 Kevin Klein	147

\*Hits and blocked shots not kept during the 2002-03 and 2003-04 seasons

Season	GAA (min. 26 games)	Wins	Save % (min. 26 games)
1998-99	Tomas Vokoun	2.95 Mike Dunham	16 Dunham/Vokoun .908
1999-00	Tomas Vokoun	2.78 Mike Dunham	19 Mike Dunham .908
2000-01	Mike Dunham	2.28 Mike Dunham	21 Mike Dunham .923
2001-02	Mike Dunham	2.61 Mike Dunham	23 Mike Dunham .906
2002-03	Tomas Vokoun	2.20 Tomas Vokoun	25 Tomas Vokoun .918
2003-04	Tomas Vokoun	2.53 Tomas Vokoun	34 Tomas Vokoun .909
2005-06	Tomas Vokoun	2.67 Tomas Vokoun	36 Tomas Vokoun .919
2006-07	Chris Mason	2.38 Tomas Vokoun	27 Chris Mason .925
2007-08	Dan Ellis	2.34 Dan Ellis	23 Dan Ellis .924
2008-09	Pekka Rinne	2.38 Pekka Rinne	29 Pekka Rinne .917
2009-10	Pekka Rinne	2.53 Pekka Rinne	32 Pekka Rinne .911





# TEAM HISTORY & RECORDS

## 1999-00 FINAL SCORING

### RESULTS

GM#	Date	OPP	Score	Result	GF	GA
1	Oct. 2	LA	0-2	L	0	2
2	Oct. 5	COL	2-3	L	2	5
3	Oct. 10	@CHI	3-3 (OT)	T	5	8
4	Oct. 11	@TOR	4-2	W	9	10
5	Oct. 14	S.J	1-5	L	10	15
6	Oct. 16	DAL	3-2	W	13	17
7	Oct. 20	@BUF	4-3	W	17	20
8	Oct. 23	EDM	4-3	W	21	23
9	Oct. 28	@S.J	2-3	L	23	26
10	Oct. 30	@VAN	1-4	L	24	30
11	Oct. 31	@EDM	2-4	L	26	34
12	Nov. 3	@CGY	4-5 (OT)	OTL	30	39
13	Nov. 5	CHI	1-3	L	31	42
14	Nov. 10	@CHI	4-2	W	35	44
15	Nov. 11	@OTT	2-1	W	37	45
16	Nov. 13	@PIT	2-6	L	39	51
17	Nov. 18	MTL	6-1	W	45	52
18	Nov. 20	VAN	1-3	L	46	55
19	Nov. 22	@STL	2-3 (OT)	OTL	48	58
20	Nov. 24	BOS	2-5	L	50	63
21	Nov. 26	@WSH	0-1	L	50	64
22	Nov. 27	ANA	3-4	L	53	68
23	Nov. 30	PHX	3-6	L	56	74
24	Dec. 2	@STL	1-3	L	57	77
25	Dec. 4	DET	4-1	W	61	78
26	Dec. 6	@ATL	4-3 (OT)	W	65	81
27	Dec. 8	@DET	3-6	L	68	87
28	Dec. 10	STL	2-4	L	70	91
29	Dec. 11	FLA	2-4	L	72	95
30	Dec. 14	@T.B	4-4 (OT)	T	76	99
31	Dec. 15	@FLA	2-3	L	78	102
32	Dec. 18	COL	2-2 (OT)	T	80	104
33	Dec. 19	@PHI	1-1 (OT)	T	81	105
34	Dec. 21	@BOS	3-1	W	84	106
35	Dec. 23	STL	2-2 (OT)	T	86	108
36	Dec. 26	@STL	3-2	W	89	110
37	Dec. 28	CAR	3-2	W	92	112
38	Dec. 30	ATL	6-0	W	98	112
39	Jan. 1	S.J	3-2	W	101	114
40	Jan. 5	@DAL	1-3	L	102	117
41	Jan. 6	@DET	2-5	L	104	122
42	Jan. 8	CHI	6-3	W	110	125
43	Jan. 11	@COL	2-4	L	112	129
44	Jan. 13	VAN	3-4 (OT)	OTL	115	133
45	Jan. 15	PIT	4-2	W	119	135
46	Jan. 18	PHX	4-4 (OT)	T	123	139
47	Jan. 21	@CGY	4-5 (OT)	OTL	127	144
48	Jan. 23	@VAN	2-1	W	129	145
49	Jan. 24	@EDM	3-2 (OT)	W	132	147
50	Jan. 27	LA	2-6	L	134	153
51	Jan. 29	CGY	3-1	W	137	154
52	Jan. 31	@NYR	1-5	L	138	159
53	Feb. 2	@NYI	6-4	W	144	163
54	Feb. 3	@N.J	1-4	L	145	167
55	Feb. 10	BUF	1-2 (OT)	OTL	146	169
56	Feb. 12	WSH	2-4	L	148	173
57	Feb. 15	EDM	1-2	L	149	175
58	Feb. 16	@DAL	0-3	L	149	178
59	Feb. 18	STL	1-2	L	150	180
60	Feb. 21	DAL	5-2	W	152	182
61	Feb. 23	@CHI	4-2	W	155	184
62	Feb. 26	T.B	2-3	L	161	187
63	Feb. 29	N.J	1-2	L	162	189
64	Mar. 2	@S.J	3-4	L	165	193
65	Mar. 4	@L.A	2-3 (OT)	OTL	167	196
66	Mar. 5	@ANA	0-1	L	167	197
67	Mar. 7	CHI	3-1	W	170	198
68	Mar. 10	DET	1-3	L	171	201
69	Mar. 12	EDM	4-3	W	175	204
70	Mar. 14	@DET	2-3 (OT)	OTL	177	207
71	Mar. 16	@COL	2-2 (OT)	T	179	209
72	Mar. 17	@PHX	4-3 (OT)	W	183	212
73	Mar. 19	@L.A	2-1 (OT)	W	185	213
74	Mar. 21	PHI	0-2	L	185	215
75	Mar. 23	DET	3-6	L	188	221
76	Mar. 25	CGY	1-2	L	189	223
77	Mar. 28	NYI	3-2	W	192	225
78	Mar. 29	@CAR	1-3	L	193	228
79	Mar. 31	VAN	2-1	W	195	229
80	Apr. 3	@ANA	1-3	L	196	232
81	Apr. 5	@PHX	2-3	L	198	235
82	Apr. 7	ANA	1-5	L	199	240

Record: 28-40-7-7

General Manager: David Poile

Head Coach: Barry Trotz

Assistant Coaches: Paul Gardner & Brent Peterson

Captain: Tom Fitzgerald

PLAYER	GP	G	A	PTS	PIM	
Cliff Ronning	82	26	36	62	34	
Patric Kjellberg	82	23	23	46	14	
Greg Johnson	82	11	33	44	40	
Kimmo Timonen	51	8	25	33	26	
Vitali Yachmenev	68	16	16	32	12	
Drake Berehowsky	79	12	20	32	87	
David Legwand	71	13	15	28	30	
Scott Walker	69	7	21	28	90	
Ville Peltonen	79	6	22	28	22	
Sergei Krivokrasov	NSH	63	9	17	26	40
Robert Valicevic	80	14	11	25	21	
Randy Robitaille	69	11	14	25	10	
Sebastien Bordeleau	60	10	13	23	30	
Tom Fitzgerald	82	13	9	22	66	
Bill Houlder	T.B	14	1	2	3	2
	NSH	57	2	12	14	24
Total	71	3	14	17	26	
Craig Millar	57	3	11	14	28	
Karlis Skrastins	59	5	6	11	20	
Mark Mowers	41	4	5	9	10	
Bob Boughner	NSH	62	2	4	6	97
Richard Lintner	33	1	5	6	22	
Joel Bouchard	NSH	52	1	4	5	23
Dan Keczmer	24	0	5	5	28	
David Gosselin	10	2	1	3	6	
Niklas Andersson	NSH	7	0	1	1	0
Darren Turcotte	9	0	1	1	4	
Tomas Vokoun	33	0	1	1	8	
Bubba Berenzweig	2	0	0	0	0	
Alexandre Boikov	4	0	0	0	2	
John Namestnikov	2	0	0	0	2	
Marian Cisar	3	0	0	0	4	
Phil Crowe	4	0	0	0	10	
Jan Vopat	6	0	0	0	6	
Marc Moro	8	0	0	0	40	
Patrick Cote	21	0	0	0	70	
Mike Dunham	52	0	0	0	6	

### GOALTENDING

	GPI	MINS	AVG	W	L	T	SO	GA	SA	SV%	G	A	PIM
Tomas Vokoun	33	1879	2.78	9	20	1	1	87	908	.904	0	1	8
Mike Dunham	52	3077	2.85	19	27	6	0	146	1584	.908	0	0	6
NSH TOTALS	82	4986	2.89	28	47	7	1	240	2499	.904	0	1	14

# TEAM HISTORY & RECORDS

## 2000-01 FINAL SCORING

Record: 34-36-9-3

General Manager: David Poile

Head Coach: Barry Trotz

Assistant Coaches: Paul Gardner & Brent Peterson

Captain: Tom Fitzgerald

PLAYER	GP	G	A	PTS	PIM	
Cliff Ronning	80	19	43	62	28	
Scott Walker	74	25	29	54	66	
Patric Kjellberg	81	14	31	45	12	
David Legwand	81	13	28	41	38	
Vitali Yachmenev	78	15	19	34	10	
Greg Johnson	82	15	17	32	46	
Marian Cisar	60	12	15	27	45	
Randy Robitaille	62	9	17	26	12	
Kimmo Timonen	82	12	13	25	50	
Drake Berehowsky	NSH	66	6	18	24	100
Tom Fitzgerald	82	9	9	18	71	
Bill Houlder	81	4	12	16	40	
Scott Hartnell	75	2	14	16	48	
Robert Valicevic	60	8	6	14	26	
Denis Arkipov	40	6	7	13	4	
Karlis Skrastins	82	1	11	12	30	
Mark Eaton	38	3	8	11	14	
Richard Lintner	50	3	5	8	22	
Cale Hulse	82	1	7	8	128	
Greg Classen	27	2	4	6	14	
Sebastien Bordeleau	NSH	14	2	3	5	14
Ville Peltonen	23	3	1	4	2	
Mike Watt	18	1	1	2	8	
Jeremy Stevenson	8	1	0	1	39	
Sean Haggerty	3	0	1	1	0	
Chris Mason	1	0	0	0	0	
Rory Fitzpatrick	2	0	0	0	2	
Bubba Berenzweig	5	0	0	0	0	
Craig Millar	NSH	5	0	0	0	6
Pavel Skrbek	5	0	0	0	4	
Marc Moro	6	0	0	0	12	
Alexandre Boikov	8	0	0	0	13	
Brantt Myhres	NSH	20	0	0	0	28
Tomas Vokoun	37	0	0	0	2	
Mike Dunham	48	0	0	0	2	

### GOALTENDING

	GPI	MIN	AVG	W	L	T	SO	GA	SA	SV%	G	A	PIM
Tomas Vokoun	37	2088	2.44	13	17	5	2	85	940	.910	0	0	2
Mike Dunham	48	2810	2.28	21	21	4	4	107	1381	.923	0	0	2
Chris Mason	1	59	2.03	0	1	0	0	2	20	.900	0	0	0
<b>NSH TOTALS</b>	<b>82</b>	<b>4984</b>	<b>2.41</b>	<b>34</b>	<b>39</b>	<b>9</b>	<b>6</b>	<b>200</b>	<b>2347</b>	<b>.915</b>	<b>0</b>	<b>0</b>	<b>4</b>

### RESULTS

GM#	Date	OPP	Score	Result	GF	GA
1	Oct. 7	@PIT	3-1	W	3	1
2	Oct. 8	PIT	1-3	L	4	4
3	Oct. 13	WSH	3-1	W	7	5
4	Oct. 14	CAR	2-1	W	9	6
5	Oct. 17	LA	1-1 (OT)	T	10	7
6	Oct. 19	@DET	2-1 (OT)	W	12	8
7	Oct. 21	S.J	3-5	L	15	13
8	Oct. 24	VAN	4-4 (OT)	T	19	17
9	Oct. 25	@COL	1-2 (OT)	OTL	20	19
10	Oct. 27	FLA	3-3 (OT)	T	23	22
11	Oct. 31	STL	2-4	L	25	26
12	Nov. 2	@PHI	3-1	W	28	27
13	Nov. 4	ANA	3-3 (OT)	T	31	30
14	Nov. 7	@NYI	1-2	L	32	32
15	Nov. 8	@N.J	4-3	W	36	35
16	Nov. 11	@BOS	2-2 (OT)	T	38	37
17	Nov. 15	@ATL	0-1	L	38	38
18	Nov. 16	CBJ	1-5	L	39	43
19	Nov. 18	DET	3-2	W	42	45
20	Nov. 20	@DET	3-6	L	45	51
21	Nov. 22	DAL	0-1	L	45	52
22	Nov. 24	STL	0-4	L	45	56
23	Nov. 26	@CAR	7-4	W	52	60
24	Nov. 28	CGY	6-1	W	58	61
25	Nov. 30	@CHI	3-0	W	61	61
26	Dec. 1	CHI	1-2	L	62	63
27	Dec. 4	@VAN	3-6	L	65	69
28	Dec. 6	@EDM	0-4	L	65	73
29	Dec. 7	@CGY	0-3	L	65	76
30	Dec. 10	@MIN	2-1	W	67	77
31	Dec. 12	PHI	2-2 (OT)	T	69	79
32	Dec. 14	EDM	2-6	L	71	85
33	Dec. 16	CHI	0-3	L	71	88
34	Dec. 20	@TOR	3-1	W	74	89
35	Dec. 21	@MTL	2-4	L	76	93
36	Dec. 23	@N.YR	3-2 (OT)	W	79	95
37	Dec. 26	COL	5-2	W	84	97
38	Dec. 28	ANA	2-2 (OT)	T	86	99
39	Dec. 29	@COL	1-3	L	87	102
40	Jan. 1	VAN	2-5	L	89	107
41	Jan. 4	@STL	4-2	W	93	109
42	Jan. 6	BUF	0-2	L	93	111
43	Jan. 8	@VAN	1-2	L	94	113
44	Jan. 10	@EDM	5-2	W	99	115
45	Jan. 11	@CGY	1-2	L	100	117
46	Jan. 13	@S.J	5-3	W	105	120
47	Jan. 16	EDM	1-2	L	106	122
48	Jan. 17	@DAL	3-4 (OT)	OTL	109	126
49	Jan. 19	BOS	1-0 (OT)	W	110	126
50	Jan. 21	STL	3-1	W	113	127
51	Jan. 23	ATL	4-3	W	117	130
52	Jan. 24	@DET	3-4	L	120	134
53	Jan. 27	COL	1-5	L	121	139
54	Jan. 29	@PHX	5-2	W	126	141
55	Jan. 31	@ANA	3-0	W	129	141
56	Feb. 1	@LA	6-4	W	135	145
57	Feb. 8	CBJ	3-1	W	138	146
58	Feb. 10	@CBJ	2-3	L	140	149
59	Feb. 13	DAL	1-2	L	141	151
60	Feb. 16	S.J	0-2	L	141	153
61	Feb. 18	T.B	3-2	W	144	155
62	Feb. 20	DET	3-3 (OT)	T	147	158
63	Feb. 21	@WSH	1-2	L	148	160
64	Feb. 24	MIN	2-1	W	150	161
65	Feb. 27	LA	1-2	L	151	163
66	Mar. 1	CBJ	2-5	L	153	168
67	Mar. 4	N.YR	5-2	W	158	170
68	Mar. 6	@PHX	1-5	L	159	175
69	Mar. 8	@LA	1-4	L	160	179
70	Mar. 10	@S.J	3-0	W	163	179
71	Mar. 11	@ANA	0-1 (OT)	OTL	163	180
72	Mar. 15	@CHI	2-3	L	165	183
73	Mar. 17	PHX	4-1	W	169	184
74	Mar. 19	@CBJ	2-1	W	171	185
75	Mar. 21	@MIN	0-0 (OT)	T	171	185
76	Mar. 22	@CHI	2-1 (OT)	W	173	186
77	Mar. 24	OTT	0-4	L	173	190
78	Mar. 29	PHX	4-3 (OT)	W	177	193
79	Mar. 31	MIN	4-1	W	181	194
80	Apr. 4	@DAL	1-5	L	182	199
81	Apr. 5	CGY	4-0	W	186	199
82	Apr. 7	@STL	0-1	L	186	200

# TEAM HISTORY & RECORDS

## 2001-02 FINAL SCORING

### RESULTS

GM#	Date	OPP	Score	Result	GF	GA
1	Oct. 5	@DAL	1-4	L	1	4
2	Oct. 6	STL	2-2 (OT)	T	3	6
3	Oct. 11	CGY	1-0	W	4	6
4	Oct. 13	EDM	3-4	L	7	10
5	Oct. 16	@BUF	3-3 (OT)	T	10	13
6	Oct. 18	CHI	3-5	L	13	18
7	Oct. 20	BOS	1-2	L	14	20
8	Oct. 22	@EDM	4-2	W	18	22
9	Oct. 23	@VAN	2-4	L	20	26
10	Oct. 25	@CGY	5-4 (OT)	W	25	30
11	Oct. 27	DET	0-1	L	25	31
12	Oct. 30	MIN	2-4	L	27	35
13	Oct. 31	@MIN	6-4	W	33	39
14	Nov. 2	@DAL	0-3	L	33	42
15	Nov. 3	DAL	4-1	W	37	43
16	Nov. 8	@MTL	1-3	L	38	46
17	Nov. 10	@OTT	2-3	L	40	49
18	Nov. 13	BUF	4-1	W	44	50
19	Nov. 16	@ATL	4-4 (OT)	T	48	54
20	Nov. 17	CBJ	3-2	W	51	56
21	Nov. 20	@DET	3-6	L	54	62
22	Nov. 21	CHI	4-3	W	58	65
23	Nov. 23	PIT	5-0	W	63	65
24	Nov. 27	@S.J	2-3	L	65	68
25	Nov. 29	@PHX	0-1	L	65	69
26	Dec. 1	@LA	2-4	L	67	73
27	Dec. 2	@ANA	2-4	L	69	77
28	Dec. 6	OTT	4-2	W	73	79
29	Dec. 8	EDM	2-2 (OT)	T	75	81
30	Dec. 11	LA	1-1 (OT)	T	76	82
31	Dec. 12	@NJR	4-2	W	80	84
32	Dec. 15	CHI	5-2	W	85	86
33	Dec. 20	VAN	6-2	W	91	88
34	Dec. 23	S.J	1-1 (OT)	T	92	89
35	Dec. 26	T.B	0-1	L	92	90
36	Dec. 29	DET	3-2 (OT)	W	95	92
37	Dec. 30	@STL	2-7	L	97	99
38	Jan. 1	COL	4-4 (OT)	T	101	103
39	Jan. 3	@N.J	4-3	W	105	106
40	Jan. 4	@MIN	1-2	L	106	108
41	Jan. 6	@CBJ	3-4	L	109	112
42	Jan. 8	@TOR	3-4	L	112	116
43	Jan. 10	MIN	2-2 (OT)	T	114	118
44	Jan. 12	ANA	2-1	W	116	119
45	Jan. 14	@ANA	3-5	L	119	124
46	Jan. 15	@LA	0-2	L	119	126
47	Jan. 17	TOR	3-2 (OT)	W	122	128
48	Jan. 19	CBJ	2-1	W	124	129
49	Jan. 21	PHX	0-1	L	124	130
50	Jan. 23	@CAR	2-2 (OT)	T	126	132
51	Jan. 24	@PHI	3-2 (OT)	W	129	134
52	Jan. 26	ANA	1-3	L	130	137
53	Jan. 28	@VAN	1-5	L	131	142
54	Jan. 30	@COL	5-2	W	136	144
55	Feb. 6	DAL	2-1	W	138	145
56	Feb. 8	WSH	3-3 (OT)	T	141	148
57	Feb. 9	@CBJ	1-0 (OT)	W	142	148
58	Feb. 12	FLA	1-0	W	143	148
59	Feb. 26	S.J	1-5	L	144	153
60	Feb. 28	@EDM	3-2	W	147	155
61	Mar. 2	@CGY	2-5	L	149	160
62	Mar. 5	@S.J	2-0	W	151	160
63	Mar. 7	LA	2-3	L	153	163
64	Mar. 9	@FLA	2-2 (OT)	T	155	165
65	Mar. 10	@T.B	1-5	L	156	170
66	Mar. 12	VAN	0-5	L	156	175
67	Mar. 15	PHX	2-3	L	158	178
68	Mar. 17	COL	4-5	L	162	183
69	Mar. 19	@STL	1-5	L	163	188
70	Mar. 21	N.J	3-4	L	166	192
71	Mar. 23	MTL	5-1	W	171	193
72	Mar. 25	DET	3-3 (OT)	T	174	196
73	Mar. 27	@CHI	1-4	L	175	200
74	Mar. 28	@DET	3-3 (OT)	T	178	203
75	Mar. 30	STL	2-4	L	180	207
76	Apr. 1	@COL	1-5	L	181	212
77	Apr. 3	@CHI	3-1	W	184	213
78	Apr. 4	@CBJ	1-2	L	185	215
79	Apr. 6	CGY	3-1	W	188	216
80	Apr. 9	@STL	2-3	L	190	219
81	Apr. 11	NYI	2-5	L	192	224
82	Apr. 14	@PHX	4-6	L	196	230

Record: 28-41-13-0

General Manager: David Poile

Head Coach: Barry Trotz

Assistant Coaches: Paul Gardner & Brent Peterson

Captain: Tom Fitzgerald (until 3/13/02)

PLAYER	GP	G	A	PTS	PIM								
Cliff Ronning	NSH	67	18	31	49	24							
Greg Johnson		82	18	26	44	38							
Denis Arkipov		82	20	22	42	16							
Kimmo Timonen		82	13	29	42	28							
Scott Hartnell		75	14	27	41	111							
Andy Delmore		73	16	22	38	22							
Vladimir Orszagh		79	15	21	36	56							
Martin Erat		80	9	24	33	32							
David Legwand		63	11	19	30	54							
Vitali Yachmenev		75	11	16	27	14							
Petr Tenkrat	ANA	9	0	0	0	6							
	NSH	58	8	16	24	28							
Total		67	8	16	24	34							
Karlis Skrastins		82	4	13	17	36							
Tom Fitzgerald	NSH	63	7	9	16	33							
Greg Classen		55	5	6	11	30							
Bubba Berenzweig		26	3	7	10	14							
Scott Walker		28	4	5	9	18							
Jukka Hentunen	CGY	28	2	3	5	4							
	NSH	10	2	2	4	0							
Total		38	4	5	9	4							
Steve Dubinsky	CHI	3	1	0	1	4							
	NSH	26	5	2	7	10							
Total		29	6	2	8	14							
Mark Eaton		58	3	5	8	24							
Bill Houlder		82	0	8	8	40							
Reid Simpson	MTL	25	1	1	2	63							
	NSH	26	5	0	5	69							
Total		51	6	1	7	132							
Patric Kjellberg	NSH	12	1	3	4	6							
Marian Cisar		10	1	2	3	8							
Mark Mowers		14	1	2	3	2							
Nathan Perrott		22	1	2	3	74							
Stu Grimson		30	1	1	2	76							
Jere Karalahti	LA	30	0	1	1	29							
	NSH	15	0	1	1	12							
Total		45	0	2	2	41							
Mike Dunham		58	0	2	2	2							
Cale Hulse		63	0	2	2	121							
Adam Hall		1	0	1	1	0							
Yves Sarault		1	0	0	0	0							
Robert Schnabel		1	0	0	0	0							
Pavel Skrbek		3	0	0	0	2							
David Gosselin		3	0	0	0	5							
Brett Hauer		3	0	0	0	6							
Jan Lasak		3	0	0	0	2							
Rich Brennan		4	0	0	0	2							
Jeremy Stevenson		4	0	0	0	9							
Jonas Andersson		5	0	0	0	2							
Marc Moro	NSH	13	0	0	0	23							
Tomas Vokoun		29	0	0	0	2							
<b>GOALTENDING</b>													
	GP	MINS	AVG	W	L	T	SO	GA	SA	SV%	G	A	PIM
Mike Dunham	58	3316	2.61	23	24	9	3	144	1525	.906	0	2	2
Tomas Vokoun	29	1471	2.69	5	14	4	2	66	678	.903	0	0	2
Jan Lasak	3	177	4.41	0	3	0	0	13	104	.875	0	0	2
<b>NSH TOTALS</b>	<b>82</b>	<b>4995</b>	<b>2.76</b>	<b>28</b>	<b>41</b>	<b>13</b>	<b>5</b>	<b>230</b>	<b>2314</b>	<b>.901</b>	<b>0</b>	<b>2</b>	<b>6</b>

# TEAM HISTORY & RECORDS

## 2002-03 FINAL SCORING

Record: 27-35-13-7

General Manager: David Poile

Head Coach: Barry Trotz

Assistant Coaches: Paul Gardner & Brent Peterson

Captains: Greg Johnson, Scott Walker (1/12-1/27/03)

PLAYER	GP	G	A	PTS	PIM	
David Legwand	64	17	31	48	34	
Kimmo Timonen	72	6	34	40	46	
Andreas Johansson	56	20	17	37	22	
Denis Arhipov	79	11	24	35	32	
Andy Delmore	71	18	16	34	28	
Scott Hartnell	82	12	22	34	101	
Scott Walker	60	15	18	33	58	
Vladimir Orszagh	78	16	16	32	38	
Rem Murray	NYR	32	6	6	12	4
	NSH	53	6	13	19	18
Total		85	12	19	31	22
Adam Hall		79	16	12	28	31
Oleg Petrov	MTL	53	7	16	23	16
	NSH	17	2	2	4	2
Total		70	9	18	27	18
Vitali Yachmenev		62	5	15	20	12
Jason York		74	4	15	19	52
Greg Johnson		38	8	9	17	22
Todd Warriner	VAN	30	4	6	10	22
	PHI	13	2	3	5	6
	NSH	6	0	1	1	4
Total		49	6	10	16	32
Clarke Wilm		82	5	11	16	36
Karlis Skrastins		82	3	10	13	44
Denis Pederson		43	4	6	10	39
Mark Eaton		50	2	7	9	22
Cale Hulse		80	2	6	8	121
Martin Erat		27	1	7	8	14
Vernon Fiddler		19	4	2	6	14
Bill Houlder		82	2	4	6	46
Brent Gilchrist		41	1	2	3	14
Jon Sim	NSH	4	1	0	1	0
Scottie Upshall		8	1	0	1	0
Wyatt Smith		11	1	0	1	0
Wade Flaherty		1	0	1	1	0
Reid Simpson		26	0	1	1	56
Tomas Vokoun		69	0	1	1	28
Brian Finley		1	0	0	0	0
Nathan Perrott	NSH	1	0	0	0	5
Robert Schnabel		1	0	0	0	0
Pascal Trepanier	NSH	1	0	0	0	0
Darren Haydar		2	0	0	0	0
Domenic Pittis		2	0	0	0	2
Tomas Kloucek		3	0	0	0	2
Jan Lasak		3	0	0	0	0
Bubba Berenzweig	NSH	4	0	0	0	0
Francis Bouillon	NSH	4	0	0	0	2
Cameron Mann		4	0	0	0	0
Greg Classen		8	0	0	0	4
Mike Dunham	NSH	15	0	0	0	0

### GOALTEENDING

	GPI	MINS	AVG	W	L	T	SO	GA	SA	SV%	G	A	PIM
Tomas Vokoun	69	3974	2.20	25	31	11	3	146	1771	.918	0	1	28
Mike Dunham NSH	15	819	3.15	2	9	2	0	43	397	.892	0	0	0
Jan Lasak	3	90	3.33	0	1	0	0	5	39	.872	0	0	0
Brian Finley	1	47	3.83	0	0	0	0	3	13	.769	0	0	0
Wade Flaherty	1	51	4.71	0	1	0	0	4	27	.852	0	1	0
NSH Totals	82	5015	2.46	27	42	13	3	206	2252	.909	0	2	28

### RESULTS

GM#	Date	OPP	Score	Result	GF	GA
1	Oct. 11	@WSH	4-5	L	4	5
2	Oct. 12	EDM	2-3	L	6	8
3	Oct. 15	@NYI	3-4 (OT)	OTL	9	12
4	Oct. 18	@N.J.	2-3 (OT)	OTL	11	15
5	Oct. 19	@NYR	2-2 (OT)	T	13	17
6	Oct. 22	PHX	1-2	L	14	19
7	Oct. 24	S.J.	1-2	L	15	21
8	Oct. 26	DET	3-1	W	18	22
9	Oct. 30	@STL	0-7	L	18	29
10	Nov. 2	@LA	5-6 (OT)	OTL	23	35
11	Nov. 3	@PHX	1-2 (OT)	OTL	24	37
12	Nov. 6	@ANA	1-2	L	25	39
13	Nov. 7	@S.J.	2-2 (OT)	T	27	41
14	Nov. 10	@COL	4-3	W	31	44
15	Nov. 12	@DET	1-4	L	32	48
16	Nov. 14	COL	1-3	L	33	51
17	Nov. 16	CBJ	1-1 (OT)	T	34	52
18	Nov. 17	@CHI	2-4	L	36	56
19	Nov. 21	@COL	1-1 (OT)	T	37	57
20	Nov. 23	@MIN	2-4	L	39	61
21	Nov. 27	S.J.	4-2	W	43	63
22	Nov. 29	N.J.	1-2	L	44	65
23	Nov. 30	DAL	5-2	W	49	67
24	Dec. 3	CAR	1-2	L	50	69
25	Dec. 5	@LA	3-2	W	53	71
26	Dec. 7	@S.J.	4-2	W	57	73
27	Dec. 8	@ANA	0-3	L	57	76
28	Dec. 10	LA	0-3	L	57	79
29	Dec. 12	STL	2-2 (OT)	T	59	81
30	Dec. 14	MIN	3-1	W	62	82
31	Dec. 17	CGY	0-3	L	62	85
32	Dec. 19	VAN	1-3	L	63	88
33	Dec. 21	@T.B.	2-2 (OT)	T	65	90
34	Dec. 23	@FLA	3-2 (OT)	W	68	92
35	Dec. 26	DAL	3-1	W	71	93
36	Dec. 28	DET	2-4	L	73	97
37	Dec. 30	OTT	3-2	W	76	99
38	Jan. 1	COL	3-7	L	79	106
39	Jan. 4	CHI	3-3 (OT)	T	82	109
40	Jan. 6	@CBJ	5-1	W	87	110
41	Jan. 7	STL	2-1 (OT)	W	89	111
42	Jan. 11	PHX	4-3 (OT)	W	93	114
43	Jan. 12	@CHI	0-2	L	93	116
44	Jan. 14	@VAN	3-4	L	96	120
45	Jan. 16	@CGY	2-2 (OT)	T	98	122
46	Jan. 18	@EDM	3-2 (OT)	W	101	124
47	Jan. 21	VAN	3-2	W	104	126
48	Jan. 23	NYR	2-4	L	106	130
49	Jan. 25	T.B.	3-2	W	109	132
50	Jan. 27	@BUF	5-1	W	114	133
51	Jan. 28	@BOS	1-2	L	115	135
52	Jan. 30	@CBJ	1-2	L	116	137
53	Feb. 4	@DET	5-5 (OT)	T	121	142
54	Feb. 8	CBJ	3-2	W	124	144
55	Feb. 11	LA	2-3	L	126	147
56	Feb. 13	NYI	2-0	W	128	147
57	Feb. 15	ANA	2-1	W	130	148
58	Feb. 17	BOS	5-1	W	135	149
59	Feb. 20	CGY	4-1	W	139	150
60	Feb. 22	@OTT	0-4	L	139	154
61	Feb. 23	@TOR	5-2	W	144	156
62	Feb. 25	CBJ	5-0	W	149	156
63	Feb. 27	PIT	6-0	W	155	156
64	Mar. 1	CHI	5-4 (OT)	W	160	160
65	Mar. 4	@STL	1-2 (OT)	OTL	161	162
66	Mar. 6	MIN	2-2 (OT)	T	163	164
67	Mar. 7	@DAL	2-1	W	165	165
68	Mar. 10	MTL	1-3	L	166	168
69	Mar. 12	@PIT	2-2 (OT)	T	168	170
70	Mar. 14	@MIN	1-3	L	169	173
71	Mar. 15	STL	0-1	L	169	174
72	Mar. 17	EDM	3-5	L	172	179
73	Mar. 20	@VAN	3-7	L	175	186
74	Mar. 22	@CGY	1-1 (OT)	T	176	187
75	Mar. 23	@EDM	2-3 (OT)	OTL	178	190
76	Mar. 25	PHI	1-1 (OT)	T	179	191
77	Mar. 27	@CHI	1-4	L	180	195
78	Mar. 29	ATL	2-3	L	182	198
79	Mar. 31	@DET	0-3	L	182	201
80	Apr. 1	ANA	1-2 (OT)	OTL	183	203
81	Apr. 4	@PHX	0-1	L	183	204
82	Apr. 6	@DAL	0-2	L	183	206

# TEAM HISTORY & RECORDS

## 2003-04 FINAL SCORING

### RESULTS

GM#	Date	OPP	Score	Result	GF	GA
1	Oct. 9	ANA	3-1	W	3	1
2	Oct. 11	DAL	1-3	L	4	4
3	Oct. 16	STL	4-1	W	8	5
4	Oct. 18	CBJ	3-2	W	11	7
5	Oct. 19	@CHI	1-3	L	12	10
6	Oct. 23	@ATL	2-4	L	14	14
7	Oct. 25	COL	3-5	L	17	19
8	Oct. 28	@STL	0-1	L	17	20
9	Oct. 30	DET	5-3	W	22	23
10	Nov. 1	DAL	1-1 (OT)	T	23	24
11	Nov. 2	@DAL	3-7	L	26	31
12	Nov. 5	VAN	3-4	L	29	35
13	Nov. 7	CHI	1-2	L	30	37
14	Nov. 8	@DET	4-3	W	34	40
15	Nov. 13	CGY	4-1	W	38	41
16	Nov. 15	NYI	4-3	W	42	44
17	Nov. 19	@LA	0-3	L	42	47
18	Nov. 21	@ANA	4-3 (OT)	W	46	50
19	Nov. 22	@SJ	1-3	L	47	53
20	Nov. 24	@COL	3-2	W	50	55
21	Nov. 26	CBJ	4-2	W	54	57
22	Nov. 28	@BOS	2-1	W	56	58
23	Nov. 29	BUF	4-1	W	60	59
24	Dec. 3	@CAR	2-1 (OT)	W	62	60
25	Dec. 4	@CBJ	4-2	W	66	62
26	Dec. 6	@STL	1-4	L	67	66
27	Dec. 11	LA	1-4	L	68	70
28	Dec. 13	FLA	2-2 (OT)	T	70	72
29	Dec. 16	VAN	1-2 (OT)	OTL	71	74
30	Dec. 18	@MTL	4-5 (OT)	OTL	75	79
31	Dec. 20	DET	1-0	W	76	79
32	Dec. 22	PHX	3-3 (OT)	T	79	82
33	Dec. 23	@MIN	3-3 (OT)	T	82	85
34	Dec. 26	@DAL	1-2	L	83	87
35	Dec. 27	@PHX	3-1	W	86	88
36	Dec. 29	@SJ	2-5	L	88	93
37	Jan. 1	PIT	3-2	W	91	95
38	Jan. 3	NJ	3-2	W	94	97
39	Jan. 5	@DET	0-6	L	94	103
40	Jan. 6	@TOR	1-2	L	95	105
41	Jan. 8	COL	4-3 (OT)	W	99	108
42	Jan. 10	STL	3-1	W	102	109
43	Jan. 12	@MIN	3-3 (OT)	T	105	112
44	Jan. 13	LA	0-0 (OT)	T	105	112
45	Jan. 15	PHX	4-3	W	109	115
46	Jan. 17	EDM	2-1	W	111	116
47	Jan. 19	MIN	2-1	W	113	117
48	Jan. 22	@CGY	0-4	L	113	121
49	Jan. 24	@EDM	4-3	W	117	124
50	Jan. 25	@VAN	1-4	L	118	128
51	Jan. 29	@CBJ	6-4	W	124	132
52	Jan. 31	SJ	3-2 (OT)	W	127	134
53	Feb. 3	DET	1-4	L	128	138
54	Feb. 5	TB	2-5	L	130	143
55	Feb. 11	@CHI	2-5	L	132	148
56	Feb. 13	WAS	5-2	W	137	150
57	Feb. 15	EDM	2-2 (OT)	T	139	152
58	Feb. 16	@CBJ	2-4	L	141	156
59	Feb. 18	SJ	7-3	W	148	159
60	Feb. 20	@ANA	3-2 (OT)	W	151	161
61	Feb. 21	@PHX	8-2	W	159	163
62	Feb. 23	@LA	0-3	L	159	166
63	Feb. 26	MIN	4-1	W	163	167
64	Feb. 28	NYR	2-1 (OT)	W	165	168
65	Mar. 1	CHI	2-2 (OT)	T	167	170
66	Mar. 3	@PHI	2-5	L	169	175
67	Mar. 4	@PIT	9-4	W	178	179
68	Mar. 6	@OTT	2-4	L	180	183
69	Mar. 9	BOS	2-3	L	182	186
70	Mar. 11	@STL	1-1 (OT)	T	183	187
71	Mar. 13	CGY	4-4 (OT)	T	187	191
72	Mar. 14	@DET	2-3 (OT)	OTL	189	194
73	Mar. 16	@VAN	2-2 (OT)	T	191	196
74	Mar. 19	@EDM	4-5	L	195	201
75	Mar. 20	@CGY	3-1	W	198	202
76	Mar. 23	ANA	1-4	L	199	206
77	Mar. 25	@NYR	4-2	W	203	208
78	Mar. 27	CBJ	2-3 (OT)	OTL	205	211
79	Mar. 30	CHI	5-2	W	210	213
80	Apr. 1	@CHI	3-1	W	213	214
81	Apr. 3	STL	1-4	L	214	218
82	Apr. 4	@COL	2-1 (OT)	W	216	219

Record: 38-29-11-4

General Manager: David Poile

Head Coach: Barry Trotz

Associate Coach: Brent Peterson

Assistant Coach: Peter Horachek

Captain: Greg Johnson

PLAYER	GP	G	A	PTS	PIM	
Steve Sullivan	CHI	56	15	28	43	36
	NSH	24	9	21	30	12
Total		80	24	49	73	48
Scott Walker		75	25	42	67	94
Marek Zidlicky		82	14	39	53	82
Martin Erat		76	16	33	49	38
David Legwand		82	18	29	47	46
Kimmo Timonen		77	12	32	44	52
Vladimir Orszagh		82	16	21	37	74
Scott Hartnell		59	18	15	33	87
Greg Johnson		82	14	18	32	33
Sergei Zholtok	MIN	59	13	16	29	19
	NSH	11	1	1	2	0
Total		70	14	17	31	19
Adam Hall		79	13	14	27	37
Andreas Johansson		47	12	15	27	26
Dan Hamhuis		80	7	19	26	57
Denis Arhipov		72	9	12	21	22
Rem Murray		39	8	9	17	12
John York		67	2	13	15	64
Mark Eaton		75	4	9	13	26
Jeremy Stevenson	MIN	3	0	0	0	2
	NSH	53	5	4	9	103
Total		56	5	4	9	105
Andrew Hutchinson		18	4	4	8	4
Jordin Tootoo		70	4	4	8	137
Shane Hnidy	OTT	37	0	5	5	72
	NSH	9	0	2	2	10
Total		46	0	7	7	82
Wyatt Smith		18	3	1	4	2
Jim McKenzie		61	1	3	4	88
Jason Morgan	CGY	13	0	2	2	2
	NSH	6	0	2	2	2
Total		19	0	4	4	4
Brad Bombardir	MIN	56	1	2	3	21
	NSH	13	0	0	0	4
Total		69	1	2	3	25
Robert Schnabel		20	0	3	3	34
Jamie Allison		47	0	3	3	76
Simon Gamache	ATL	2	0	1	1	0
	NSH	7	1	0	1	0
Total		9	1	1	2	0
Tomas Vokoun		73	0	2	2	35
Stan Neckar	NSH	1	0	1	1	0
Tomas Kloucek	NSH	5	0	1	1	10
Scottie Upshall		7	0	1	1	0
Michael Farrell		1	0	0	0	0
Libor Pivko		1	0	0	0	0
Mathieu Darche		2	0	0	0	0
Timofei Shishkanov		2	0	0	0	0
Wade Brookbank	NSH	9	0	0	0	38
Vernon Fiddler		17	0	0	0	23
Chris Mason		17	0	0	0	4

### GOALTENDING

	GPI	MIN	AVG	W	L	T	SO	GA	SA SV%	G	A	PIM	
Tomas Vokoun	73	4221	2.53	34	29	10	3	178	1958	.909	0	2	35
Chris Mason	17	744	2.18	4	4	1	1	27	365	.926	0	0	4
<b>NSH TOTALS</b>	<b>82</b>	<b>4999</b>	<b>2.60</b>	<b>38</b>	<b>33</b>	<b>11</b>	<b>4</b>	<b>217</b>	<b>2335</b>	<b>.907</b>	<b>0</b>	<b>2</b>	<b>39</b>

# TEAM HISTORY & RECORDS

## 2005-06 FINAL SCORING

Record: 49-25-8

General Manager: David Poile

Head Coach: Barry Trotz

Associate Coach: Brent Peterson

Assistant Coach: Peter Horachek

Captain: Greg Johnson

PLAYER	GP	G	A	PTS	PIM
Paul Kariya	82	31	54	85	40
Steve Sullivan	69	31	37	68	50
Mike Sillinger	STL 48	22	19	41	49
	NSH 31	10	12	22	14
Total	79	32	31	63	63
Yanic Perreault	69	22	35	57	30
Kimmo Timonen	79	11	39	50	74
Martin Erat	80	20	29	49	76
Marek Zidlicky	67	12	37	49	82
Scott Hartnell	81	25	23	48	101
Dan Hamhuis	82	7	31	38	70
Adam Hall	75	14	15	29	40
David Legwand	44	7	19	26	34
Scottie Upshall	48	8	16	24	34
Greg Johnson	68	11	8	19	10
Scott Walker	33	5	11	16	36
Ryan Suter	71	1	15	16	66
Jerred Smithson	66	5	9	14	54
Brendan Witt	WSH 58	1	10	11	141
	NSH 17	0	3	3	68
Total	75	1	13	14	209
Darcy Hordichuk	74	7	6	13	163
Vernon Fiddler	40	8	4	12	42
Danny Markov	58	0	11	11	62
Jordin Tootoo	34	4	6	10	55
Shea Weber	28	2	8	10	42
Jeremy Stevenson	NSH 35	4	3	7	74
	STL 15	3	4	7	10
Total	26	3	4	7	10
Scott Nichol	34	3	3	6	79
Mark Eaton	69	3	1	4	44
Kris Beech	NSH 5	1	2	3	0
	Greg Zanon 4	0	2	2	6
Tomas Vokoun	61	0	2	2	26
Chris Mason	23	1	0	1	0
Jamie Allison	20	0	1	1	45
Brian Finley	1	0	0	0	0
Kevin Klein	2	0	0	0	0
Pekka Rinne	2	0	0	0	0

### GOALTENDING

	GPI	MIN	AVG	W	L	OT	SO	GA	SA	SV%	G	A	PIM
Chris Mason	23	1227	2.54	12	5	1	2	52	597	.913	1	0	0
Tomas Vokoun	61	3601	2.67	36	18	7	4	160	1984	.919	0	2	26
Pekka Rinne	2	63	3.81	1	1	0	0	4	40	.900	0	0	0
Brian Finley	1	60	7.00	0	1	0	0	7	41	.829	0	0	0
NSH TOTALS	82	4980	2.70	49	25	8	6	224	2663	.916	1	2	26

### RESULTS

GM#	Date	OPP	Score	Result	GF	GA
1	Oct. 5	SJ	3-2	W	3	2
2	Oct. 8	ANA	3-2 (SO)	W	6	4
3	Oct. 12	@COL	5-4	W	11	8
4	Oct. 13	@PHX	5-4 (SO)	W	16	12
5	Oct. 15	@STL	4-1	W	20	13
6	Oct. 20	STL	3-2 (SO)	W	23	15
7	Oct. 22	SJ	2-1	W	25	16
8	Oct. 25	CHI	5-3	W	30	19
9	Oct. 26	@CBJ	2-3 (OT)	OTL	3	22
10	Oct. 29	EDM	1-5	L	33	27
11	Nov. 1	@ANA	1-4	L	34	31
12	Nov. 2	@S.J.	2-3 (OT)	OTL	36	34
13	Nov. 5	@LA	2-3 (SO)	SOL	38	37
14	Nov. 8	EDM	3-2	W	41	39
15	Nov. 10	DAL	5-3	W	46	42
16	Nov. 12	STL	3-1	W	49	43
17	Nov. 15	LA	3-2	W	52	45
18	Nov. 19	@MIN	2-4	L	54	49
19	Nov. 23	@CBJ	4-2	W	58	51
20	Nov. 24	LA	4-3	W	62	54
21	Nov. 26	DAL	1-3	L	63	57
22	Nov. 29	CGY	2-0	W	65	57
23	Dec. 1	MIN	2-1	W	67	58
24	Dec. 3	PHI	4-3 (SO)	W	71	61
25	Dec. 7	@WSH	5-2	W	76	63
26	Dec. 8	NYR	1-5	L	77	68
27	Dec. 10	@T.B.	3-4	L	80	72
28	Dec. 13	@FLA	3-7	L	83	79
29	Dec. 15	CHI	5-3	W	88	82
30	Dec. 17	CBJ	7-3	W	95	85
31	Dec. 20	COL	3-2	W	98	87
32	Dec. 21	@CHI	6-1	W	104	88
33	Dec. 23	@CBJ	5-4	W	109	92
34	Dec. 27	@CGY	4-3	W	113	95
35	Dec. 28	@VAN	3-4	L	116	99
36	Dec. 30	@EDM	2-4	L	118	103
37	Jan. 1	ANA	2-4	L	120	107
38	Jan. 3	@COL	0-3	L	120	110
39	Jan. 4	@STL	4-3	W	124	113
40	Jan. 6	DET	1-3	L	125	116
41	Jan. 8	@CHI	5-1	W	130	117
42	Jan. 10	NYI	2-1	W	132	118
43	Jan. 11	@ATL	3-4 (SO)	SOL	135	122
44	Jan. 13	@CAR	4-5 (OT)	OTL	139	127
45	Jan. 15	PIT	5-4	W	144	131
46	Jan. 19	NJ	3-4 (SO)	SOL	147	135
47	Jan. 21	CBJ	7-2	W	154	137
48	Jan. 23	@DET	3-2	W	157	139
49	Jan. 24	@DET	2-1 (OT)	W	159	140
50	Jan. 26	@MIN	1-5	L	160	145
51	Jan. 28	@CBJ	3-4	L	163	149
52	Feb. 1	@DAL	1-2	L	164	151
53	Feb. 2	COL	4-3 (OT)	W	168	154
54	Feb. 4	CHI	6-0	W	174	154
55	Feb. 6	@DAL	2-4	L	176	158
56	Feb. 8	@DET	0-6	L	176	164
57	Feb. 9	DET	2-3	L	178	167
58	Feb. 11	CBJ	5-2	W	183	169
59	Mar. 1	@CHI	0-3	L	183	172
60	Mar. 2	VAN	3-1	W	186	173
61	Mar. 5	@EDM	2-3 (OT)	OTL	188	176
62	Mar. 7	@CGY	3-2	W	191	178
63	Mar. 9	@VAN	3-2 (OT)	W	194	180
64	Mar. 11	@S.J.	2-3 (OT)	OTL	196	183
65	Mar. 14	VAN	5-0	W	201	183
66	Mar. 16	PHX	2-0	W	203	183
67	Mar. 18	CGY	9-4	W	212	187
68	Mar. 20	STL	4-2	W	216	189
69	Mar. 21	@DET	3-2 (SO)	W	219	191
70	Mar. 24	@ANA	3-6	L	222	197
71	Mar. 25	@LA	4-6	L	226	203
72	Mar. 28	@PHX	3-5	L	229	208
73	Mar. 30	DET	2-4	L	231	212
74	Apr. 1	STL	2-1	W	233	213
75	Apr. 3	CBJ	1-3	L	234	216
76	Apr. 5	@CHI	3-4	L	237	220
77	Apr. 6	@STL	3-0	W	240	220
78	Apr. 8	CHI	2-1 (SO)	W	242	221
79	Apr. 11	@STL	2-0	W	244	221
80	Apr. 13	MIN	4-2	W	248	223
81	Apr. 15	PHX	5-1	W	253	224
82	Apr. 18	DET	6-3	W	259	227

# TEAM HISTORY & RECORDS

## 2006-07 FINAL SCORING

### RESULTS

GM#	Date	OPP	Score	Result	GF	GA
1	Oct. 5	CHI	6-8	L	6	8
2	Oct. 7	@MIN	5-6	L	11	14
3	Oct. 12	@CHI	1-3	L	12	17
4	Oct. 14	PHX	4-1	W	16	18
5	Oct. 16	@NYI	2-1 (SO)	W	18	19
6	Oct. 18	@NYR	3-0	W	21	19
7	Oct. 19	@NJ	4-3 (SO)	W	25	22
8	Oct. 21	VAN	3-4 (OT)	OTL	28	26
9	Oct. 26	S.J	4-3	W	32	29
10	Oct. 28	@CGY	3-2	W	35	31
11	Oct. 31	@VAN	3-2	W	38	33
12	Nov. 1	@EDM	5-3	W	43	36
13	Nov. 4	@MIN	4-3	W	47	39
14	Nov. 10	@DET	0-3	L	47	42
15	Nov. 11	COL	1-0	W	48	42
16	Nov. 15	@CBJ	5-4	W	53	46
17	Nov. 16	MIN	6-7 (SO)	SOL	59	53
18	Nov. 18	CBJ	4-2	W	63	55
19	Nov. 20	@CBJ	3-1	W	66	56
20	Nov. 22	@DAL	0-1	L	66	57
21	Nov. 23	VAN	6-0	W	72	57
22	Nov. 25	DET	6-2	W	78	59
23	Nov. 29	@PHI	3-2	W	81	61
24	Nov. 30	@STL	5-4	W	86	65
25	Dec. 2	CHI	3-4 (OT)	OTL	89	69
26	Dec. 4	@PHX	2-3	L	91	72
27	Dec. 6	@ANA	0-4	L	91	76
28	Dec. 7	@LA	4-1	W	95	77
29	Dec. 9	@S.J	1-3	L	96	80
30	Dec. 12	EDM	3-2	W	99	82
31	Dec. 14	OTT	6-0	W	105	82
32	Dec. 16	STL	3-2 (SO)	W	108	84
33	Dec. 17	@STL	2-1 (OT)	W	110	85
34	Dec. 20	@CHI	2-1	W	112	86
35	Dec. 21	BUF	2-7	L	114	93
36	Dec. 23	LA	7-0	W	121	93
37	Dec. 26	STL	3-2 (SO)	W	124	95
38	Dec. 29	@DAL	1-4	L	125	99
39	Dec. 30	BOS	5-0	W	130	99
40	Jan. 1	COL	3-5	L	133	104
41	Jan. 5	@CHI	8-3	W	141	107
42	Jan. 6	STL	3-2	W	144	109
43	Jan. 9	ANA	5-4 (OT)	W	149	113
44	Jan. 12	CBJ	2-0	W	151	113
45	Jan. 13	@CBJ	4-1	W	155	114
46	Jan. 15	CGY	5-3	W	160	117
47	Jan. 17	@DET	3-5	L	163	122
48	Jan. 18	CBJ	4-0	W	167	122
49	Jan. 20	CHI	6-3	W	173	125
50	Jan. 26	@CHI	3-1	W	176	126
51	Jan. 27	@STL	6-3	W	182	129
52	Jan. 30	@COL	3-4	L	185	133
53	Feb. 1	@PHX	2-3	L	187	136
54	Feb. 3	ANA	3-0	W	190	136
55	Feb. 6	@PIT	1-4	L	191	140
56	Feb. 8	TOR	4-2	W	195	142
57	Feb. 10	LA	1-4	L	196	146
58	Feb. 14	S.J	5-0	W	201	146
59	Feb. 16	@STL	0-1	L	201	147
60	Feb. 17	MIN	1-4	L	202	151
61	Feb. 19	PHX	4-1	W	206	152
62	Feb. 22	MTL	5-6 (SO)	SOL	211	158
63	Feb. 24	DET	4-3 (OT)	W	215	161
64	Feb. 25	@CBJ	4-3 (SO)	W	219	164
65	Feb. 28	@S.J	4-3 (SO)	W	223	167
66	Mar. 3	@LA	6-3	W	229	170
67	Mar. 4	@ANA	2-3 (SO)	SOL	231	173
68	Mar. 6	@DET	3-4 (SO)	SOL	234	177
69	Mar. 8	CGY	6-3	W	240	180
70	Mar. 10	CBJ	2-1	W	242	181
71	Mar. 13	DET	2-5	L	244	186
72	Mar. 14	@DET	2-4	L	246	190
73	Mar. 17	DAL	3-2	W	249	192
74	Mar. 21	@VAN	0-2	L	249	194
75	Mar. 22	@CGY	2-3 (OT)	OTL	251	197
76	Mar. 24	@EDM	4-0	W	255	197
77	Mar. 27	EDM	4-3	W	259	200
78	Mar. 29	DET	1-2	L	260	202
79	Mar. 31	DAL	2-4	L	262	206
80	Apr. 3	CHI	2-3 (SO)	SOL	264	209
81	Apr. 5	STL	4-1	W	268	210
82	Apr. 7	@COL	4-2	W	272	212

Record: 51-23-8

General Manager: David Poile

Head Coach: Barry Trotz

Associate Coach: Brent Peterson

Assistant Coach: Peter Horachek

Captain: Kimmo Timonen

PLAYER	GP	G	A	PTS	PIM	
Paul Kariya	82	24	52	76	36	
J.P. Dumont	82	21	45	66	28	
David Legwand	78	27	36	63	44	
Steve Sullivan	57	22	38	60	20	
Martin Erat	68	16	41	57	50	
Peter Forsberg	PHI	40	11	29	40	72
	NSH	17	2	13	15	16
Total	57	13	42	55	88	
Kimmo Timonen	80	13	42	55	42	
Jason Arnott	68	27	27	54	48	
Shea Weber	79	17	23	40	60	
Scott Hartnell	64	22	17	39	96	
Alexander Radulov	64	18	19	37	26	
Marek Zidlicky	79	4	26	30	72	
Vernon Fiddler	72	11	15	26	40	
Ryan Suter	82	8	16	24	54	
Dan Hamhuis	81	6	14	20	66	
Scott Nichol	59	7	6	13	79	
Josef Vasicek	NSH	38	4	9	13	29
Vitaly Vishnevski	ATL	52	3	9	12	31
	NSH	15	0	1	1	10
Total	67	3	10	13	41	
Jerred Smithson	64	5	7	12	42	
Jordin Tootoo	65	3	6	9	116	
Greg Zanon	66	3	5	8	32	
Ramzi Abid	13	1	4	5	13	
Darcy Hordichuk	53	1	3	4	90	
Scottie Upshall	NSH	14	2	1	3	18
Mikko Lehtonen	NSH	15	1	2	3	8
Tomas Vokoun	44	0	2	2	4	
Kevin Klein	3	1	0	1	0	
Sheldon Brookbank	3	0	1	1	12	
Rich Peverley	13	0	1	1	0	
Chris Mason	40	0	1	1	4	
Patrick Leahy	1	0	0	0	0	
Michael Leighton	NSH	1	0	0	0	0

### GOALTENDING

	GP	MINS	AVG	W	L	OT	SO	GA	SA	SV%	G	A	PIM
Chris Mason	40	2342	2.38	24	11	4	5	93	1244	.925	0	1	4
Tomas Vokoun	44	2601	2.40	27	12	4	5	104	1299	.920	0	2	4
Michael Leighton	1	20	6.00	0	0	0	0	2	10	.800	0	0	0
<b>NSH TOTALS</b>	<b>82</b>	<b>4989</b>	<b>2.49</b>	<b>51</b>	<b>23</b>	<b>8</b>	<b>11</b>	<b>207</b>	<b>2561</b>	<b>.919</b>	<b>0</b>	<b>3</b>	<b>8</b>

Vokoun & Mason shared a shutout on Nov. 23, 2006 vs. Vancouver.

# TEAM HISTORY & RECORDS

## 2007-08 FINAL SCORING

Record: 41-32-9

General Manager: David Poile

Head Coach: Barry Trotz

Associate Coach: Brent Peterson

Assistant Coach: Peter Horachek

Captain: Jason Arnott

PLAYER	GP	G	A	PTS	PIM	
J.P. Dumont	80	29	43	72	34	
Jason Arnott	79	28	44	72	54	
Alexander Radulov	81	26	32	58	44	
Martin Erat	76	23	34	57	40	
David Legwand	65	15	29	44	38	
Marek Zidlicky	79	5	38	43	63	
Jan Hlavac	TB	62	9	13	22	32
	NSH	18	3	10	13	8
Total	80	12	23	35	40	
Vernon Fiddler	79	11	21	32	47	
Ryan Suter	76	7	24	31	71	
Radek Bonk	79	14	15	29	40	
Dan Hamhuis	80	4	23	27	66	
Martin Gelinias	57	9	11	20	20	
Shea Weber	54	6	14	20	49	
Jordin Tootoo	63	11	7	18	100	
Scott Nichol	73	10	8	18	72	
Ville Koistinen	48	4	13	17	18	
Jerred Smithson	81	7	9	16	50	
Greg de Vries	77	4	11	15	71	
Brandon Bochenski	BOS	20	0	6	6	
	ANA	12	2	2	4	
	NSH	8	1	2	3	
Total	40	3	10	13	12	
Rich Peeverley	33	5	5	10	8	
Jed Ortmeyer	51	4	4	8	32	
Greg Zanon	78	0	5	5	24	
Darcy Hordichuk	45	1	2	3	60	
Kevin Klein	13	0	2	2	6	
Chris Mason	51	0	1	1	0	
Antti Pihlstrom	1	0	0	0	0	
Pekka Rinne	1	0	0	0	0	
Josh Langfeld	2	0	0	0	0	
Dan Ellis	44	0	0	0	0	

### GOALTENDING

	GPI	MIN	AVG	W	L	OT	SO	GA	SA	SV%	G	A	PIM
Dan Ellis	44	2229	2.34	23	10	3	6	87	1147	.924	0	0	0
Chris Mason	51	2692	2.90	18	22	6	4	130	1278	.898	0	1	0
Pekka Rinne	1	29	0.00	0	0	0	0	8	1,000	0	0	0	
<b>NSH TOTALS</b>	<b>82</b>	<b>4983</b>	<b>2.61</b>	<b>41</b>	<b>32</b>	<b>9</b>	<b>10</b>	<b>217</b>	<b>2433</b>	<b>.911</b>	<b>0</b>	<b>1</b>	<b>0</b>

### RESULTS

GM#	Date	OPP	Score	Result	GF	GA
1	Oct. 4	COL	4-0	W	4	0
2	Oct. 6	DAL	5-1	W	9	1
3	Oct. 10	@STL	1-4	L	10	5
4	Oct. 11	PHX	3-6	L	13	11
5	Oct. 13	CGY	4-7	L	17	18
6	Oct. 17	@ANA	1-3	L	18	21
7	Oct. 20	@S.J	0-3	L	18	24
8	Oct. 23	@LA	0-6	L	18	30
9	Oct. 25	ATL	3-0	W	21	30
10	Oct. 27	FLA	4-3	W	25	33
11	Oct. 30	@CGY	1-5	L	26	38
12	Nov. 1	@VAN	3-0	W	29	38
13	Nov. 2	@EDM	4-1	W	33	39
14	Nov. 4	@CHI	5-2	W	38	41
15	Nov. 7	@DET	2-3 (SO)	SOL	40	44
16	Nov. 10	CBJ	4-3 (SO)	W	44	47
17	Nov. 12	@CBJ	4-1	W	48	48
18	Nov. 15	CHI	5-4 (OT)	W	53	52
19	Nov. 17	STL	2-3 (SO)	SOL	55	55
20	Nov. 19	@STL	1-2	L	56	57
21	Nov. 22	DET	3-2	W	59	59
22	Nov. 24	MIN	3-4	L	62	63
23	Nov. 29	@OTT	6-5	W	68	68
24	Dec. 1	@MTL	5-4 (SO)	W	73	72
25	Dec. 4	@TOR	1-3	L	74	75
26	Dec. 6	VAN	2-5	L	76	80
27	Dec. 8	ANA	4-2	W	80	82
28	Dec. 10	DET	1-2	L	81	84
29	Dec. 13	COL	1-2	L	82	86
30	Dec. 15	@COL	1-3	L	83	89
31	Dec. 18	@MIN	2-3	L	85	92
32	Dec. 19	@CHI	2-5	L	87	97
33	Dec. 22	LA	4-3	W	91	100
34	Dec. 23	@CBJ	3-1	W	94	101
35	Dec. 26	@CHI	2-5	L	96	106
36	Dec. 27	CBJ	4-3	W	100	109
37	Dec. 29	S.J	2-5	L	102	114
38	Dec. 31	@DAL	1-0	W	103	114
39	Jan. 3	EDM	5-2	W	108	116
40	Jan. 5	MIN	4-1	W	112	117
41	Jan. 7	@ANA	2-5	L	114	122
42	Jan. 8	@LA	7-0	W	121	122
43	Jan. 12	@CBJ	1-2 (SO)	SOL	122	124
44	Jan. 13	CHI	2-3 (SO)	SOL	124	127
45	Jan. 15	CGY	3-0	W	127	127
46	Jan. 17	ANA	1-2	L	128	129
47	Jan. 19	@STL	5-2	W	133	131
48	Jan. 21	STL	6-3	W	139	134
49	Jan. 22	@COL	4-0	W	143	134
50	Jan. 24	@PHX	3-4 (OT)	OTL	146	138
51	Jan. 29	@BOS	1-3	L	147	141
52	Jan. 31	CBJ	4-2	W	151	143
53	Feb. 2	PHX	3-2 (OT)	W	154	145
54	Feb. 5	CAR	1-0	W	155	145
55	Feb. 7	T.B	1-2 (OT)	OTL	156	147
56	Feb. 9	@S.J	3-4	L	159	151
57	Feb. 10	@PHX	6-3	W	165	154
58	Feb. 12	DET	4-2	W	169	156
59	Feb. 14	CHI	1-6	L	170	162
60	Feb. 16	STL	2-1 (OT)	W	172	163
61	Feb. 17	@MIN	4-5 (OT)	OTL	176	168
62	Feb. 19	EDM	5-4	W	181	172
63	Feb. 21	VAN	2-3 (SO)	SOL	183	175
64	Feb. 23	DAL	3-6	L	186	181
65	Feb. 27	@BUF	4-8	L	190	189
66	Mar. 1	@DAL	3-1	W	193	190
67	Mar. 4	@EDM	5-1	W	198	191
68	Mar. 6	@VAN	2-6	L	200	197
69	Mar. 7	@CGY	2-1 (OT)	W	202	198
70	Mar. 9	@DET	3-4	L	205	202
71	Mar. 11	S.J	1-2	L	206	204
72	Mar. 13	LA	1-4	L	207	208
73	Mar. 15	@DET	3-1	W	210	209
74	Mar. 18	WSH	2-4	L	212	213
75	Mar. 20	DET	3-6	L	215	219
76	Mar. 22	CHI	2-1 (SO)	W	217	220
77	Mar. 25	CBJ	3-0	W	220	220
78	Mar. 28	@CBJ	2-0	W	222	221
79	Mar. 30	@DET	0-1 (OT)	OTL	222	221
80	Apr. 1	@STL	4-3 (OT)	W	226	224
81	Apr. 3	STL	3-2	W	229	226
82	Apr. 4	@CHI	1-3	L	230	229



# TEAM HISTORY & RECORDS

## 2008-09 FINAL SCORING

### RESULTS

GM#	Date	OPP	Score	Result	GF	GA
1	Oct. 10	@STL	2-5	L	2	5
2	Oct. 11	DAL	3-1	W	5	6
3	Oct. 13	@CHI	3-2 (SO)	W	8	8
4	Oct. 15	@DAL	4-6	L	12	14
5	Oct. 17	@CBJ	3-5	L	15	19
6	Oct. 18	CBJ	6-3	W	21	22
7	Oct. 23	CGY	3-5	L	24	27
8	Oct. 25	LA	5-4	W	29	31
9	Oct. 28	@WSH	3-4 (SO)	SOL	32	35
10	Oct. 30	EDM	3-1	W	35	36
11	Nov. 1	FLA	3-2 (SO)	W	38	38
12	Nov. 4	@VAN	0-4	L	38	42
13	Nov. 6	@CGY	6-7	L	44	49
14	Nov. 8	@COL	0-1	L	44	50
15	Nov. 11	@S.J.	4-3 (OT)	W	48	53
16	Nov. 14	@ANA	4-3 (OT)	W	52	56
17	Nov. 15	@LA	3-1	W	55	57
18	Nov. 17	SJ	1-4	L	56	61
19	Nov. 21	@T.B.	1-4	L	57	65
20	Nov. 23	@CAR	5-2	W	62	67
21	Nov. 25	STL	0-1 (SO)	SOL	62	68
22	Nov. 28	@ATL	4-3 (OT)	W	66	71
23	Nov. 29	MIN	2-6	L	68	77
24	Dec. 1	@BUF	2-0	W	70	77
25	Dec. 4	COL	3-2	W	73	79
26	Dec. 6	MIN	1-0	W	74	79
27	Dec. 8	@STL	3-6	L	77	85
28	Dec. 9	VAN	1-3	L	78	88
29	Dec. 11	@CBJ	1-2 (SO)	SOL	79	90
30	Dec. 13	DAL	3-0	W	82	90
31	Dec. 18	@PHX	1-2	L	83	92
32	Dec. 20	NYI	1-0	W	84	92
33	Dec. 23	@FLA	0-3	L	84	95
34	Dec. 26	DET	3-2	W	87	97
35	Dec. 28	@EDM	2-5	L	89	102
36	Dec. 29	@COL	1-5	L	90	107
37	Jan. 1	VAN	1-2	L	91	109
38	Jan. 3	CGY	2-3	L	93	112
39	Jan. 6	COL	1-2	L	94	114
40	Jan. 8	PIT	5-3	W	99	117
41	Jan. 10	CHI	4-1	W	103	118
42	Jan. 11	@CHI	1-3	L	104	121
43	Jan. 13	@TOR	2-0	W	106	121
44	Jan. 15	@MTL	2-3	L	108	124
45	Jan. 17	ATL	2-7	L	110	131
46	Jan. 19	NJ	1-3	L	111	134
47	Jan. 28	@VAN	5-3	W	116	137
48	Jan. 30	@CGY	1-3	L	117	140
49	Feb. 1	@EDM	2-1	W	119	141
50	Feb. 3	PHX	2-1	W	121	142
51	Feb. 5	ANA	4-2	W	125	144
52	Feb. 6	@MIN	2-0	W	127	144
53	Feb. 8	@DAL	1-4	L	128	148
54	Feb. 10	DET	3-5	L	131	153
55	Feb. 12	STL	4-3 (SO)	W	135	156
56	Feb. 14	BOS	3-2 (SO)	W	138	158
57	Feb. 16	OTT	0-2	L	138	160
58	Feb. 18	@DET	2-6	L	140	166
59	Feb. 19	STL	1-2 (OT)	OTL	141	168
60	Feb. 21	@STL	1-0 (OT)	W	142	168
61	Feb. 24	CHI	5-3	W	147	171
62	Feb. 26	PHX	4-1	W	151	172
63	Feb. 28	DET	8-0	W	159	172
64	Mar. 3	EDM	6-5 (OT)	W	165	177
65	Mar. 5	CBJ	4-2	W	169	179
66	Mar. 7	@PHI	1-4	L	170	183
67	Mar. 10	WSH	1-2 (OT)	OTL	171	185
68	Mar. 12	NYR	2-4	L	173	189
69	Mar. 14	@PHX	2-0	W	175	189
70	Mar. 16	@LA	4-3	W	179	192
71	Mar. 18	@ANA	3-4 (OT)	OTL	182	196
72	Mar. 19	@S.J.	2-3 (SO)	SOL	184	199
73	Mar. 24	ANA	1-2 (SO)	SOL	185	201
74	Mar. 26	SJ	3-2	W	188	203
75	Mar. 28	LA	4-3 (OT)	W	192	206
76	Mar. 29	@DET	4-3	W	196	209
77	Mar. 31	@CBJ	1-2	L	197	211
78	Apr. 3	@CHI	1-3	L	198	214
79	Apr. 4	CBJ	5-4 (SO)	W	203	218
80	Apr. 7	CHI	2-4	L	205	222
81	Apr. 9	@DET	4-3 (SO)	W	209	225
82	Apr. 10	@MIN	4-8	L	213	233

Record: 40-34-8

General Manager: David Poile

Head Coach: Barry Trotz

Associate Coach: Brent Peterson

Assistant Coach: Peter Horachek

Captain: Jason Arnott

PLAYER	GP	G	A	PTS	PIM	
J.P. Dumont	82	16	49	65	20	
Jason Arnott	65	33	24	57	49	
Shea Weber	81	23	30	53	80	
Martin Erat	71	17	33	50	48	
Ryan Suter	82	7	38	45	73	
David Legwand	73	20	22	42	32	
Joel Ward	79	17	18	35	29	
Steve Sullivan	41	11	21	32	30	
Dan Hamhuis	82	3	23	26	67	
Radek Bonk	66	9	16	25	34	
Vernon Fiddler	78	11	6	17	24	
Ryan Jones	46	7	10	17	22	
Jordin Tootoo	72	4	12	16	124	
Jerred Smithson	82	4	9	13	49	
Rich Peverley	NSH	27	2	7	9	15
Kevin Klein	63	4	8	12	19	
Greg Zanon	82	4	7	11	38	
Ville Koistinen	38	3	8	11	14	
Scott Nichol	43	4	6	10	41	
Patric Hornqvist	28	2	5	7	16	
Antti Pihlstrom	53	2	5	7	10	
Cal O'Reilly	11	3	2	5	2	
Greg de Vries	71	1	4	5	65	
Wade Belak	NSH	38	0	2	2	54
	FLA	15	0	0	0	25
Total	53	0	2	2	79	
Nick Tarnasky	NSH	11	0	1	1	17
Pekka Rinne	52	0	1	1	6	
Mike Santorelli	7	0	0	0	2	
Jed Ortmeyer	2	0	0	0	0	
Alexander Sulzer	2	0	0	0	0	
Dan Ellis	35	0	0	0	0	

GOALTENDING	GP	MIN	AVG	W	L	OT	SO	GA	SA SV%	G	A	PIM	
Pekka Rinne	52	2999	2.38	29	15	4	7	119	1435	.917	0	1	6
Dan Ellis	35	1965	2.93	11	19	4	3	96	963	.900	0	0	2
NSH Totals	82	4996	2.74	40	34	8	10	228	2411	.905	0	1	8

# TEAM HISTORY & RECORDS

## RECORD BY GAME

BEST					WORST				
Game	Points	# of Times	Record	Last Time...	Game	Points	# of Times	Record	Last Time...
1	2	3	1-0-0	2005-10	1	0	6	0-1-0	2008-09
2	4	3	2-0-0	2009-10	2	0	3	0-2-0	2006-07
3	6	1	3-0-0	2005-06	3	0	1	0-3-0	2006-07
4	8	1	4-0-0	2005-06	4	2	2	1-3-0	2006-07
5	10	1	5-0-0	2005-06	5	3	3	0-2-0-2	2002-03
6	12	1	6-0-0	2005-06	6	3	2	0-2-1-2	2002-03
7	14	1	7-0-0	2005-06	7	3	2	1-3-1-0	1999-00
8	16	1	8-0-0	2005-06	8	4	1	0-3-1-2	2002-03
9	17	1	8-0-1	2005-06	9	5	1	1-4-1	1998-99
10	17	1	8-1-1	2005-06	10	6	1	1-5-1-2	2002-03
11	17	1	8-2-1	2005-06	11	7	1	1-5-1-3	2002-03
12	18	1	8-2-1	2005-06	12	7	1	1-5-1-4	2002-03
13	19	2	9-3-1	2005-07	13	8	1	1-6-1-4	2002-03
14	21	1	8-2-3	2005-06	14	10	2	1-6-2-4	2002-03
15	23	1	10-2-3	2005-06	15	10	1	4-8-2-0	2001-02
16	25	1	11-2-3	2005-06	16	10	1	2-7-2-4	2002-03
17	27	1	12-2-3	2005-06	17	11	1	2-8-2-4	2002-03
18	27	1	12-3-3	2005-06	18	11	1	2-8-3-4	2002-03
19	29	1	13-3-3	2005-06	19	12	1	2-9-3-4	2002-03
20	31	1	14-3-3	2005-06	20	12	1	2-9-4-4	2002-03
21	31	1	14-4-3	2005-06	21	14	1	2-10-4-4	2002-03
22	33	1	15-4-3	2005-06	22	14	1	3-10-4-4	2002-03
23	35	1	16-4-3	2005-06	23	16	1	3-11-4-4	2002-03
24	37	1	17-4-3	2005-06	24	16	1	4-1-1-4-4	2002-03
25	39	1	18-4-3	2005-06	25	18	1	4-12-4-4	2002-03
26	39	1	18-5-3	2005-06	26	20	1	5-12-4-4	2002-03
27	39	1	18-6-3	2005-06	27	20	1	6-12-4-4	2002-03
28	39	2	18-7-3	2006-07	28	20	1	6-13-4-4	2002-03
29	41	1	19-7-3	2005-06	29	21	2	6-14-4-4	2002-03
30	43	1	20-7-3	2005-06	30	22	1	6-14-5-4	2002-03
31	45	1	21-7-3	2005-06	31	22	1	9-17-1-2	1999-00
32	47	1	22-7-3	2005-06	32	23	1	9-17-2-2	1999-00
33	49	1	23-7-3	2005-06	33	24	2	9-18-2-2	1999-00
34	51	1	24-7-3	2005-06	34	26	2	7-16-5-4	2002-03
35	51	1	24-8-3	2005-06	35	27	1	9-18-3-2	1999-00
36	51	2	24-9-3	2006-07	36	28	1	7-16-6-4	2002-03
37	53	1	25-9-3	2006-07	37	30	1	10-18-4-2	1999-00
38	53	1	25-10-3	2006-07	38	30	1	10-18-5-4	2002-03
39	55	1	26-10-3	2006-07	39	31	1	10-18-6-4	2002-03
40	55	1	26-11-3	2006-07	40	32	1	10-18-7-4	2002-03
41	57	1	27-11-3	2006-07	41	32	1	14-22-4	1998-99
42	59	1	28-11-3	2006-07	42	34	1	14-23-4	1998-99
43	61	1	29-11-3	2006-07	43	34	1	15-23-4	1998-99
44	63	1	30-11-3	2006-07	44	36	1	15-24-4	1998-99
45	65	1	31-11-3	2006-07	45	36	1	16-24-4	1998-99
46	67	1	32-11-3	2006-07	46	36	1	16-25-4	1998-99
47	67	1	32-12-3	2006-07	47	38	1	16-26-4	1998-99
48	69	1	33-12-3	2006-07	48	40	1	17-26-4	1998-99
49	71	1	34-12-3	2006-07	49	40	1	18-26-4	1998-99
50	73	1	35-12-3	2006-07	50	41	1	18-27-4	1998-99
51	75	1	36-12-3	2006-07	51	41	1	18-27-5	1998-99
52	75	1	36-13-3	2006-07	52	41	1	18-28-5	1998-99
53	75	1	36-14-3	2006-07	53	43	1	18-29-5	1998-99
54	77	1	37-14-3	2006-07	54	43	1	19-29-5	1998-99
55	77	1	37-15-3	2006-07	55	43	1	19-30-5	1998-99
56	79	1	38-15-3	2006-07	56	44	1	19-31-5	1998-99
57	79	1	38-16-3	2006-07	57	46	1	19-31-6	1998-99
58	81	1	39-16-3	2006-07	58	46	1	20-31-6	1998-99
59	81	1	39-17-3	2006-07	59	48	1	20-32-6	1998-99
60	81	1	39-18-3	2006-07	60	48	1	21-32-6	1998-99
61	83	1	40-18-3	2006-07	61	48	1	21-33-6	1998-99
62	84	1	40-18-4	2006-07	62	50	1	21-34-6	1998-99
63	86	1	41-18-4	2006-07	63	50	1	22-34-6	1998-99
64	88	1	42-18-4	2006-07	64	50	1	22-35-6	1998-99
65	90	1	43-18-4	2006-07	65	50	1	22-36-6	1998-99
66	92	1	44-18-4	2006-07	66	52	1	22-37-6	1998-99
67	93	1	44-18-5	2006-07	67	54	1	23-37-6	1998-99
68	94	1	44-18-6	2006-07	68	54	1	24-37-6	1998-99
69	96	1	45-18-6	2006-07	69	54	1	24-38-6	1998-99
70	98	1	46-18-6	2006-07	70	55	1	24-39-6	1998-99
71	98	1	46-19-6	2006-07	71	57	1	24-39-7	1998-99
72	98	1	46-20-6	2006-07	72	57	1	25-39-7	1998-99
73	100	1	47-20-6	2006-07	73	57	1	25-40-7	1998-99
74	100	1	47-21-6	2006-07	74	59	1	25-41-7	1998-99
75	101	1	47-21-7	2006-07	75	59	1	26-41-7	1998-99
76	103	1	48-21-7	2006-07	76	61	1	26-42-7	1998-99
77	105	1	49-21-7	2006-07	77	61	1	27-42-7	1998-99
78	105	1	49-22-7	2006-07	78	63	1	27-43-7	1998-99
79	105	1	49-23-7	2006-07	79	63	1	28-43-7	1998-99
80	106	1	49-23-8	2006-07	80	63	1	28-44-7	1998-99
81	104	1	50-23-8	2006-07	81	63	1	28-45-7	1998-99
82	106	1	51-23-8	2006-07	82	63	1	28-46-7	1998-99

# TEAM HISTORY & RECORDS

## ROOKIES & VETERANS, BY THE NUMBERS

### & ALL-TIME ATTENDANCE

#### ROOKIES & VETERANS

##### YOUNGEST PREDATORS

Name	Age (Years, Days)
Scott Hartnell	18 years, 172 days
David Legwand	18 years, 243 days
Scottie Upshall	19 years, 8 days
Colin Wilson	19 years, 357 days
Martin Erat	20 years, 38 days
Alexander Radulov	20 years, 108 days
Petr Sykora	20 years, 114 days
Shea Weber	20 years, 145 days
Timofei Shishkanov	20 years, 195 days
Jordin Tootoo	20 years, 249 days

##### ELDEST PREDATORS

Name	Age (Years, Days)
Martin Gelinas	37 years, 262 days
Stu Grimson	36 years, 206 days
Cliff Ronning	36 years, 165 days
Greg de Vries	36 years, 97 days
Bill Houlder	36 years, 26 days
Brent Gilchrist	36 years, 3 days
Steve Sullivan	35 years, 295 days
Jason Arnott	35 years, 198 days
Wade Flaherty	35 years, 68 days
Greg Johnson	35 years, 45 days

Age determined at first game for youngest Predators, last game (regular season or playoffs) for the eldest.



Martin Gelinas

#### PREDATORS BY THE NUMBERS

1...	Mike Dunham, Drew MacIntyre	29...	Tomas Vokoun, Joel Ward
2...	Rob Zettler, Dan Keczer, Dan Hamhuis	30...	Chris Mason
3...	Bill Houlder, Karlis Skrastins, Marek Zidlicky, Wade Belak	31...	Brian Finley
4...	Jay More, Mark Eaton, Vitaly Vishnevsky, Ville Koistinen, Teemu Laakso	32...	Jeff Daniels, Cale Hulse, Mathieu Darche, Cody Franson
5...	Jan Vopat, Andy Delmore, Tomas Kloucek, Brad Bombardir, Greg Zanon	33...	Marc Moro, Vladimir Orszagh
6...	Bob Boughner, Stan Neckar, Shea Weber	34...	Corey Hirsch, Adam Hall, Wade Flaherty, Shane Hnidy, Sheldon Brookbank
7...	Jeff Nelson, Cliff Ronning, Scottie Upshall, Greg de Vries	35...	Eric Fichaud, Jan Lasak, Pekka Rinne
8...	Doug Friedman, Craig Millar, Stu Grimson, Kevin Klein	36...	J.J. Daigneault, Niklas Andersson, Sean Haggerty, Robert Schnabel, Peter Olvecky
9...	Darren Turcotte, Greg Classen, Sergei Zholtok, Paul Kariya, Marcel Goc	37...	Jeremy Stevenson, Greg Zanon, Rich Peverley, Denis Grebeshkov
10...	Patric Kjellberg, Clarke Wilm, Martin Erat	38...	Alexandre Boikov, Vernon Fiddler, Dave Scatchard
11...	David Legwand	39...	Marian Cisar, Domenic Pittis, Dan Ellis
12...	Brad Smyth, Rob Valicevic, Yves Sarault, Reid Simpson, Scott Nichol, Andreas Thuresson	40...	Karlis Skrastins, David Gosselin, Mike Farrell
13...	Jere Karalahti, Nick Spaling	41...	Richard Lintner, Brent Gilchrist, Simon Gamache, Jed Ortmeyer
14...	Rich Brennan, Brett Hauer, Steve Dubinsky, Jon Sim, Oleg Petrov, Jordin Tootoo, Ramzi Abid, Radek	42...	Joel Bouchard, Pavel Skrbek, Robert Schnabel, Andrew Hutchinson, Jerred Smithson, Mikko Lehtonen, Antti Pihlstrom
15...	Drake Berehowsky, Petr Tenkrat, Rem Murray, Kris Beech, Josh Langfeld	43...	Vitali Yachmenev
16...	Ville Peltonen, Marc Moro, Jere Karalahti, Denis Pederson, Timofei Shishkanov, Darcy Hordichuk, Cal O'Reilly	44...	Kimmo Timonen, Alexander Sulzer
17...	Patrick Cote, Scott Hartnell, Jan Hlavac	45...	Jason Morgan
18...	Mark Mowers, Adam Hall, Mike Santorelli	46...	Wyatt Smith
19...	Andrew Brunette, Mike Watt, Martin Erat, Jim McKenzie, Brendan Witt, Jason Arnott	47...	Matt Henderson, Libor Pivko, Alexander Radulov
20...	Jamie Heward, John Namestnikov, Nathan Perrott, Oleg Petrov, Todd Warriner, Simon Gamache, Ryan Suter	48...	Jonas Andersson, Shea Weber, Cal O'Reilly
21...	Tom Fitzgerald, Andreas Johansson, Peter Forsberg, Triston Grant	49...	Rory Fitzpatrick, Kevin Klein, Michael Leighton
22...	Greg Johnson, Jordin Tootoo	50...	Petr Sykora
23...	Blair Atcheynum, Bill Houlder, Jamie Allison, Martin Gelinas	51...	Francis Bouillon
24...	Scott Walker, Brandon Bochenski, Ben Guite	52...	Alexander Sulzer
25...	Sergei Krivokrasov, Denis Arhipov, Jerred Smithson	53...	Mike Santorelli
26...	Phil Crowe, Bubba Berenzweig, Wade Brookbank, Steve Sullivan	54...	Darren Haydar
27...	John Stanley, Randy Robitaille, Jukka Hentunen, Pascal Trepanier, Jason York, Patric Hornqvist	55...	Jordin Tootoo, Danny Markov
28...	Denny Lambert, Jeremy Stevenson, Cameron Mann, Tomas Kloucek, Patrick Leahy, Ryan Jones	56...	Kris Beech
		63...	Josef Vasicek
		71...	Sebastien Borgeleau, J.P. Dumont
		74...	Brantt Myhrnes, Rick Tarnasky
		81...	Mike Sillinger
		94...	Yanic Perreault

#### Home Attendance at Bridgestone Arena

Season	Capacity	Games	Total Att.	% Capacity	Sellouts	High	Low	Average
1998-99	17,298	41	664,282	94	17	17,298	13,507	16,202
1999-00	17,113	41	680,582	97	20	17,113	15,107	16,600
2000-01	17,113	40*	635,784	93	13	17,113	13,594	15,895
2001-02	17,113	41	608,347	87	5	17,244	12,333	14,838
2002-03	17,113	41	542,367	77	5	17,113	10,123	13,228
2003-04	17,113	41	539,450	77	6	17,113	9,586	13,157
2005-06	17,113	41	591,556	84	10	17,113	10,135	14,428
2006-07	17,113	41	625,649	89	11	17,113	10,927	15,260
2007-08	17,113	41	611,328	87	9	17,113	11,764	14,910
2008-09	17,113	41	615,439	88	7	17,113	11,294	15,011
2009-10	17,113	41	614,143	88	4	17,113	10,581	14,979

\* Nashville's game against the Pittsburgh Penguins at the Saitama Super Arena in Saitama, Japan on October 8, 2000 was considered a home game.

Attendance for the game - which is not accounted for in the above table - was 13,426.

# TEAM HISTORY & RECORDS

## HAT TRICKS

### PREDATORS' HAT TRICKS

NO.	DATE	PLAYER	SCORE	GOALTENDER
1	11/10/99	Rob Valicevic	Nashville 4 at Chicago 2	Jocelyn Thibault (2), Steve Passmore
2	12/26/00	Scott Walker	Colorado 2 at Nashville 5	David Aebischer (2), Empty Net
3	12/15/01	Petr Tenkrat	Chicago 2 at Nashville 5	Steve Passmore
4	11/27/02	Andreas Johansson	San Jose 2 at Nashville 4	Evgeni Nabokov
5	11/29/03	Vladimir Orszagh	Buffalo 1 at Nashville 4	Martin Biron
6	12/22/03	Scott Walker	Phoenix 3 at Nashville 3 (OT)	Brian Boucher
7	2/18/04	Steve Sullivan	San Jose 3 at Nashville 7	Evgeni Nabokov
8	11/10/05	Steve Sullivan	Dallas 3 at Nashville 5	Marty Turco
9	2/4/06	Scott Hartnell	Chicago 0 at Nashville 6	Adam Munro (2), Craig Anderson
10	4/18/06	Paul Kariya	Detroit 3 at Nashville 6	Chris Osgood
11	12/14/06	Steve Sullivan	Ottawa 0 at Nashville 6	Ray Emery
12	1/20/07	David Legwand	Chicago 3 at Nashville 6	Nikolai Khabibulin (2), Empty Net
13	10/6/07	David Legwand	Dallas 1 at Nashville 5	Mike Smith
14	12/22/07	Jason Arnott	Los Angeles 3 at Nashville 4	Jason LaBarbera
15	3/4/08	Martin Erat	Nashville 5 at Edmonton 4	Mathieu Garon (2), Dwayne Roloson
16	2/28/09	Jason Arnott	Detroit 0 at Nashville 8	Chris Osgood
17	12/8/09	Martin Erat	Vancouver 2 at Nashville 4	Roberto Luongo
18	12/14/09	Steve Sullivan	Nashville 5 at Columbus 3	Steve Mason

### OPPONENTS' HAT TRICKS

NO.	DATE	PLAYER	SCORE	GOALTENDER
1	2/19/99	Joe Sakic	Colorado 4 at Nashville 4 (OT)	Mike Dunham
2	2/23/99	Mike Modano	Dallas 4 at Nashville 3	Mike Dunham
3	3/7/99	Keith Tkachuk	Nashville 3 at Phoenix 4	Mike Dunham
4	4/12/99	Luc Robitaille	Los Angeles 4 at Nashville 3	Mike Dunham
5	12/2/99	Pierre Turgeon	Nashville 1 at St. Louis 3	Mike Dunham (2), Empty Net
6	1/31/00	Radek Dvorak	Nashville 1 at NY Rangers 5	Mike Dunham
7	1/17/01	Jere Lehtinen	Nashville 3 at Dallas 4 (OT)	Tomas Vokoun
8	2/10/01	Geoff Sanderson	Nashville 2 at Columbus 3	Mike Dunham
9	1/14/02	Paul Kariya	Nashville 3 at Anaheim 5	Mike Dunham (2), Tomas Vokoun
10	1/28/02	Markus Naslund	Nashville 1 at Vancouver 5	Mike Dunham (2), Tomas Vokoun
11	11/23/02	Marian Gaborik	Nashville 2 at Minnesota 4	Mike Dunham
12	10/23/03	Ilya Kovalchuk	Nashville 2 at Atlanta 4	Tomas Vokoun (2), Empty Net
13	11/2/03	Bill Guerin	Nashville 3 at Dallas 7	Tomas Vokoun
14	12/18/03	Sheldon Souray	Nashville 4 at Montreal 5 (OT)	Tomas Vokoun
15	3/14/04	Brendan Shanahan	Nashville 2 at Detroit 3 (OT)	Tomas Vokoun
16	12/13/05	Nathan Horton	Nashville 3 at Florida 7	Brian Finley
17	12/2/06	Jeff Hamilton	Chicago 4 at Nashville 3 (OT)	Chris Mason
18	2/24/07	Tomas Holmstrom	Detroit 3 at Nashville 4 (OT)	Tomas Vokoun
19	10/11/07	Fredrik Sjostrom	Phoenix 6 at Nashville 3	Chris Mason
20	1/24/08	Radim Vrbata	Nashville 3 at Phoenix 4 (OT)	Chris Mason
21	2/9/08	Jonathan Cheechoo	Nashville 3 at San Jose 4	Chris Mason
22	10/15/08	Fabian Brunstrom	Nashville 4 at Dallas 6	Dan Ellis
23	10/23/08	Jarome Iginla	Calgary 5 at Nashville 3	Dan Ellis
24	12/8/08	B.J. Crombeen	Nashville 3 at St. Louis 6	Pekka Rinne
25	1/21/10	Scottie Upshall	Nashville 2 at Phoenix 4	Dan Ellis

# TEAM HISTORY & RECORDS

## PENALTY SHOTS

### PREDATORS' PENALTY SHOTS (6 GOALS, 15 STOPS)

NO. DATE	PLAYER	GOALTENDER	SCORE	RESULT
1 11/18/99	Kimmo Timonen	Jeff Hackett	Montreal 1 at Nashville 6	GOAL
2 1/31/00	Randy Robitaille	Mike Richter	Nashville 1 at NY Rangers 5	NO GOAL
*3 12/23/00	David Legwand	Kirk McLean	Nashville 3 at NY Rangers 2 (OT)	GOAL
4 10/6/01	Vladimir Orszagh	Fred Brathwaite	St. Louis 2 at Nashville 2 (OT)	NO GOAL
5 1/23/03	Rem Murray	Mike Dunham	NY Rangers 4 at Nashville 2	NO GOAL
6 2/17/03	Adam Hall	Steve Shields	Boston 1 at Nashville 5	NO GOAL
7 11/5/05	David Legwand	Jason LaBarbera	Nashville 2 at Los Angeles 3 (SO)	NO GOAL
8 11/10/05	Steve Sullivan	Marty Turco	Dallas 3 at Nashville 5	NO GOAL
9 11/24/05	Paul Kariya	Jason LaBarbera	Los Angeles 3 at Nashville 4	NO GOAL
10 12/7/05	Steve Sullivan	Olaf Kolzig	Nashville 5 at Washington 2	NO GOAL
11 12/23/05	Steve Sullivan	Marc Denis	Nashville 5 at Columbus 4	NO GOAL
12 1/8/06	Steve Sullivan	Craig Anderson	Nashville 5 at Chicago 1	GOAL
13 3/21/06	Scott Hartnell	Manny Legace	Nashville 3 at Detroit 2 (SO)	NO GOAL
*14 11/16/06	Paul Kariya	Niklas Backstrom	Minnesota 7 at Nashville 6 (SO)	NO GOAL
15 12/23/06	Paul Kariya	Dan Cloutier	Los Angeles 0 at Nashville 7	NO GOAL
16 12/23/06	David Legwand	Dan Cloutier	Los Angeles 0 at Nashville 7	GOAL
17 2/19/07	J.P. Dumont	Curtis Joseph	Phoenix 1 at Nashville 4	GOAL
18 2/28/07	Martin Erat	Evgeni Nabokov	Nashville 4 at San Jose 3 (SO)	NO GOAL
19 12/31/07	Scott Nichol	Marty Turco	Nashville 1 at Dallas 0	NO GOAL
20 2/27/08	Scott Nichol	Ryan Miller	Nashville 4 at Buffalo 8	NO GOAL
21 11/6/08	Vernon Fiddler	Miikka Kiprusoff	Nashville 6 at Calgary 7	GOAL

### OPPONENTS' PENALTY SHOTS (11 GOALS, 14 STOPS)

NO. DATE	PLAYER	GOALTENDER	SCORE	RESULT
1 12/1/98	Shaun Van Allen	Eric Fichaud	Ottawa 3 at Nashville 1	NO GOAL
2 12/19/98	Markus Naslund	Mike Dunham	Nashville 6 at Vancouver 4	GOAL
3 2/29/00	John Madden	Mike Dunham	New Jersey 2 at Nashville 1	NO GOAL
4 3/17/00	Jeremy Roenick	Tomas Vokoun	Nashville 4 at Phoenix 3 (OT)	GOAL
5 12/20/00	Gary Roberts	Mike Dunham	Nashville 3 at Toronto 1	NO GOAL
6 3/19/01	David Vyborny	Tomas Vokoun	Nashville 2 at Columbus 1	GOAL
7 3/22/01	Alexei Zhamnov	Tomas Vokoun	Nashville 2 at Chicago 1 (OT)	NO GOAL
8 4/9/02	Keith Tkachuk	Jan Lasak	Nashville 2 at St. Louis 3	NO GOAL
*9 10/15/02	Brad Isbister	Tomas Vokoun	Nashville 3 at NY Islanders 4 (OT)	NO GOAL
10 10/19/02	Pavel Bure	Tomas Vokoun	Nashville 2 at NY Rangers 2 (OT)	GOAL
11 10/30/02	Cory Stillman	Mike Dunham	Nashville 0 at St. Louis 7	NO GOAL
12 2/23/03	Robert Reichel	Tomas Vokoun	Nashville 5 at Toronto 2	NO GOAL
13 3/29/03	Dany Heatley	Tomas Vokoun	Atlanta 3 at Nashville 2	NO GOAL
14 4/1/03	Steve Thomas	Tomas Vokoun	Anaheim 2 at Nashville 1 (OT)	GOAL
15 12/13/03	Vaclav Nedorost	Tomas Vokoun	Florida 2 at Nashville 2 (OT)	NO GOAL
16 12/17/05	David Vyborny	Tomas Vokoun	Columbus 3 at Nashville 7	GOAL
17 12/30/05	Ryan Smyth	Tomas Vokoun	Nashville 2 at Edmonton 4	GOAL
*18 1/13/06	Frantisek Kaberle	Tomas Vokoun	Nashville 4 at Carolina 5 (OT)	GOAL
19 1/21/06	Trevor Letowski	Tomas Vokoun	Columbus 2 at Nashville 7	NO GOAL
20 11/22/06	Mike Modano	Tomas Vokoun	Nashville 0 at Dallas 1	NO GOAL
21 2/17/07	Pierre-Marc Bouchard	Tomas Vokoun	Minnesota 1 at Nashville 4	GOAL
22 10/27/07	Josef Stumpel	Dan Ellis	Florida 3 at Nashville 4	GOAL
23 12/10/07	Valtteri Filppula	Dan Ellis	Detroit 2 at Nashville 1	GOAL
24 1/3/08	Kyle Brodziak	Dan Ellis	Edmonton 2 at Nashville 5	NO GOAL
25 2/10/08	Keith Yandle	Dan Ellis	Nashville 6 at Phoenix 3	NO GOAL

\*Penalty shots occurred in overtime. Legwand's goal (12/23/00) at 3:17 of overtime was the first overtime penalty shot goal in NHL history.

# TEAM HISTORY & RECORDS

## SHUTOUTS

NO.	DATE	GOALTENDER	SAVES	SCORE
1	1/15/99	Tomas Vokoun	31	Phoenix 0 at Nashville 2
2	3/24/99	Mike Dunham	27	Nashville 3 at Tampa Bay 0
3	12/30/99	Tomas Vokoun	25	Atlanta 0 at Nashville 6
4	11/30/00	Tomas Vokoun	22	Nashville 3 at Chicago 0
5	1/19/01	Mike Dunham	35	Boston 0 at Nashville 1 (OT)
6	1/31/01	Mike Dunham	26	Nashville 3 at Anaheim 0
7	3/10/01	Tomas Vokoun	17	Nashville 3 at San Jose 0
8	3/21/01	Mike Dunham	23	Nashville 0 at Minnesota 0 (OT)
9	4/5/01	Mike Dunham	33	Calgary 0 at Nashville 4
10	10/11/01	Mike Dunham	26	Calgary 0 at Nashville 1
11	11/23/01	Tomas Vokoun	27	Pittsburgh 0 at Nashville 5
12	2/9/02	Tomas Vokoun	25	Nashville 1 at Columbus 0 (OT)
13	2/12/02	Mike Dunham	21	Florida 0 at Nashville 1
14	3/5/02	Mike Dunham	26	Nashville 2 at San Jose 0
15	2/13/03	Tomas Vokoun	36	NY Islanders 0 at Nashville 2
16	2/25/03	Tomas Vokoun	19	Columbus 0 at Nashville 5
17	2/27/03	Tomas Vokoun	22	Pittsburgh 0 at Nashville 6
18	12/20/03	Tomas Vokoun	21	Detroit 0 at Nashville 1
19	1/13/04	Chris Mason	33	Los Angeles 0 at Nashville 0 (OT)
20	1/19/04	Tomas Vokoun	26	Minnesota 0 at Columbus 0
21	2/26/04	Tomas Vokoun	27	Minnesota 0 at Nashville 4
22	11/29/05	Tomas Vokoun	31	Calgary 0 at Nashville 2
23	2/4/06	Tomas Vokoun	40	Chicago 0 at Nashville 6
24	3/14/06	Tomas Vokoun	31	Vancouver 0 at Nashville 5
25	3/16/06	Tomas Vokoun	24	Phoenix 0 at Nashville 2
26	4/6/06	Chris Mason	18	Nashville 3 at St. Louis 0
27	4/11/06	Chris Mason	27	Nashville 2 at St. Louis 0
28	10/18/06	Tomas Vokoun	38	Nashville 3 at NY Rangers 0
29	11/11/06	Chris Mason	42	Colorado 0 at Nashville 1
30	11/23/06	Tomas Vokoun (39:58, 21)/ Chris Mason (20:00, 13)	34	Vancouver 0 at Nashville 6
31	12/14/06	Chris Mason	22	Ottawa 0 at Nashville 6
32	12/23/06	Chris Mason	34	Los Angeles 0 at Nashville 7
33	12/30/06	Chris Mason	38	Boston 0 at Nashville 5
34	1/12/07	Tomas Vokoun	22	Columbus 0 at Nashville 2
35	1/18/07	Chris Mason	33	Columbus 0 at Nashville 4
36	2/3/07	Tomas Vokoun	36	Anaheim 0 at Nashville 3
37	2/14/07	Tomas Vokoun	22	San Jose 0 at Nashville 5
38	3/24/07	Tomas Vokoun	26	Nashville 4 at Edmonton 0
39	10/4/07	Chris Mason	35	Colorado 0 at Nashville 4
40	10/25/07	Dan Ellis	20	Atlanta 0 at Nashville 3
41	11/1/07	Dan Ellis	29	Nashville 3 at Vancouver 0
42	12/31/07	Dan Ellis	22	Nashville 1 at Dallas 0
43	1/8/08	Chris Mason	28	Nashville 7 at Los Angeles 0
44	1/15/08	Chris Mason	22	Nashville 3 at Calgary 0
45	1/22/08	Dan Ellis	38	Nashville 4 at Colorado 0
46	2/5/08	Chris Mason	34	Carolina 0 at Nashville 1
47	3/25/08	Dan Ellis	36	Columbus 0 at Nashville 1
48	3/28/08	Dan Ellis	43	Nashville 2 at Columbus 0
49	11/25/08	Dan Ellis	17	St. Louis 1 at Nashville 0 (SO)
50	12/1/08	Pekka Rinne	30	Nashville 2 at Buffalo 0
51	12/6/08	Pekka Rinne	32	Minnesota 0 at Nashville 1
52	12/13/08	Dan Ellis	27	Dallas 0 at Nashville 3
53	12/20/08	Pekka Rinne	23	NY Islanders 0 at Nashville 1
54	1/13/09	Pekka Rinne	17	Nashville 2 at Toronto 0
55	2/6/09	Dan Ellis	22	Nashville 2 at Minnesota 0
56	2/21/09	Pekka Rinne	30	Nashville 1 at St. Louis 0 (OT)
57	2/28/09	Pekka Rinne	30	Detroit 0 at Nashville 8
58	3/14/09	Pekka Rinne	18	Nashville 2 at Phoenix 0
59	10/29/09	Pekka Rinne	22	Chicago 0 at Nashville 2
60	11/14/09	Pekka Rinne	20	Montreal 0 at Nashville 2
61	1/15/10	Dan Ellis	22	Nashville 1 at Calgary 0
62	2/2/10	Pekka Rinne	26	Phoenix 1 at Nashville 0 (SO)
63	3/12/10	Pekka Rinne	31	Nashville 1 at Anaheim 0
64	3/18/10	Pekka Rinne	17	Minnesota 0 at Nashville 5
65	3/20/10	Pekka Rinne	33	Columbus 0 at Nashville 1
66	3/27/10	Pekka Rinne	38	Detroit 1 at Nashville 0 (SO)

# TEAM HISTORY & RECORDS

## SHUTOUTS AGAINST

DATE	GOALTENDER	SAVES	SCORE	
1	10/10/98	Kirk McLean	26	Florida 1 at Nashville 0
2	11/24/98	Jamie McLennan	19	Nashville 0 at St. Louis 4
3	12/28/98	Ed Belfour	14	Nashville 0 at Dallas 1
4	1/11/99	John Vanbiesbrouck	24	Nashville 0 at Philadelphia 8
5	3/28/99	Roman Turek	21	Dallas 3 at Nashville 0
6	10/2/99	Stephane Fiset	27	Los Angeles 2 at Nashville 0
7	11/26/99	Craig Billington	19	Nashville 0 at Washington 1
8	2/16/00	Manny Fernandez	18	Nashville 0 at Dallas 3
9	3/5/00	Guy Hebert	33	Nashville 0 at Anaheim 1
10	3/21/00	Brian Boucher	27	Philadelphia 2 at Nashville 0
11	11/15/00	Milan Hnilicka	37	Nashville 0 at Atlanta 1
12	11/22/00	Ed Belfour	24	Dallas 1 at Nashville 0
13	11/24/00	Roman Turek	28	St. Louis 4 at Nashville 0
14	12/6/00	Tommy Salo	18	Nashville 0 at Edmonton 4
15	12/7/00	Mike Vernon	15	Nashville 0 at Calgary 3
16	12/16/00	Jocelyn Thibault	24	Chicago 3 at Nashville 0
17	1/6/01	Martin Biron	29	Buffalo 2 at Nashville 0
18	2/16/01	Evgeni Nabokov	19	San Jose 2 at Nashville 0
19	3/11/01	Jean-Sebastien Giguere	31	Nashville 0 at Anaheim 1 (OT)
20	3/21/01	Jamie McLennan	27	Nashville 0 at Minnesota 0 (OT)
21	3/24/01	Patrick Lalime	27	Ottawa 4 at Nashville 0
22	4/7/01	Roman Turek	19	Nashville 0 at St. Louis 1
23	10/27/01	Manny Legace (34:18, 15/) Dominik Hasek (25:42, 4)	19	Detroit 1 at Nashville 0
24	11/2/01	Ed Belfour	16	Nashville 0 at Dallas 3
25	11/29/01	Sean Burke	27	Nashville 0 at Phoenix 1
26	12/26/01	Kevin Weekes	31	Tampa Bay 1 at Nashville 0
27	1/15/02	Felix Potvin	24	Nashville 0 at Los Angeles 2
28	1/21/02	Robert Esche	19	Phoenix 1 at Nashville 0
29	3/12/02	Dan Cloutier	23	Vancouver 5 at Nashville 0
30	10/30/02	Fred Brathwaite	19	Nashville 0 at St. Louis 7
31	12/8/02	Jean-Sebastien Giguere	20	Nashville 0 at Anaheim 3
32	12/10/02	Felix Potvin	19	Los Angeles 3 at Nashville 0
33	12/17/02	Roman Turek	23	Calgary 3 at Nashville 0
34	1/12/03	Jocelyn Thibault	17	Nashville 0 at Chicago 2
35	2/22/03	Patrick Lalime	18	Nashville 0 at Ottawa 4
36	3/15/03	Chris Osgood	35	St. Louis 1 at Nashville 0
37	3/31/03	Curtis Joseph	27	Nashville 0 at Detroit 3
38	4/4/03	Sean Burke	24	Nashville 0 at Phoenix 1
39	4/6/03	Marty Turco	21	Nashville 0 at Dallas 2
40	10/28/03	Brent Johnson	26	Nashville 0 at St. Louis 1
41	11/19/03	Roman Cechmanek	30	Nashville 0 at Los Angeles 3
42	1/5/04	Curtis Joseph	26	Nashville 0 at Detroit 6
43	1/13/04	Roman Cechmanek	29	Los Angeles 0 at Nashville 0 (OT)
44	1/22/04	Roman Turek	23	Nashville 0 at Calgary 4
45	2/23/04	Cristobal Huet	21	Nashville 0 at Los Angeles 3
46	1/3/06	David Aebischer	32	Nashville 0 at Colorado 3
47	2/8/06	Manny Legace	20	Nashville 0 at Detroit 6
48	3/1/06	Craig Anderson	20	Nashville 0 at Chicago 3
49	11/10/06	Dominik Hasek	21	Nashville 0 at Detroit 3
50	11/22/06	Mike Smith	17	Nashville 0 at Dallas 1
51	12/6/06	Jean-Sebastien Giguere	21	Nashville 0 at Anaheim 4
52	2/16/07	Manny Legace	19	Nashville 0 at St. Louis 1
53	3/21/07	Roberto Luongo	20	Nashville 0 at Vancouver 2
54	10/20/07	Evgeni Nabokov	22	Nashville 0 at San Jose 3
55	10/23/07	Jason Labarbera	17	Nashville 0 at Los Angeles 6
56	3/30/08	Dominik Hasek	22	Nashville 0 at Detroit 1 (OT)
57	11/4/08	Roberto Luongo	24	Nashville 0 at Vancouver 4
58	11/8/08	Peter Budaj	26	Nashville 0 at Colorado 1
59	11/25/08	Chris Mason	47	St. Louis 1 at Nashville 0 (SO)
60	12/23/08	Tomas Vokoun	27	Nashville 0 at Florida 3
61	2/16/09	Alex Auld	24	Ottawa 2 at Nashville 0
62	10/10/09	Ryan Miller	25	Buffalo 1 at Nashville 0
63	10/14/09	Marty Turco	29	Nashville 0 at Dallas 6
64	10/24/09	Cristobal Huet	27	Nashville 0 at Chicago 2
65	11/5/09	Jonas Hiller	40	Nashville 0 at Anaheim 4
66	11/30/09	Miikka Kiprusoff	22	Calgary 4 at Nashville 0
67	2/2/10	Ilya Bryzgalov	25	Phoenix 1 at Nashville 0 (SO)
68	3/27/10	Jimmy Howard	33	Detroit 1 at Nashville 0 (SO)
69	3/30/10	Jonathan Bernier	34	Los Angeles 2 at Nashville 0

# TEAM HISTORY & RECORDS

## OVERTIME HISTORY

YEAR	HOME					ROAD					OVERALL				
	GP	W	L	T	PCT	GP	W	L	T	PCT	GP	W	L	T	PCT
1998-99	5	0	1	4	.400	5	1	1	3	.500	10	1	2	7	.450
1999-00	5	0	2	3	.300	13	4	5	4	.462	18	4	7	7	.416
2000-01	9	2	0	7	.611	8	3	3	2	.500	17	5	3	9	.558
2001-02	10	2	0	8	.600	8	3	0	5	.688	18	5	0	13	.638
2002-03	9	3	1	5	.611	16	2	6	8	.375	25	5	7	13	.460
2003-04	12	3	2	7	.542	10	4	2	4	.600	22	7	4	11	.568
2005-06	6	5	1	-	.833	11	4	7	-	.364	17	9	8	-	.529
2006-07	9	4	5	-	.444	8	5	3	-	.625	17	9	8	-	.529
2007-08	9	5	4	-	.556	8	3	5	-	.375	17	8	9	-	.471
2008-09	10	6	4	-	.600	10	6	4	-	.600	20	12	8	-	.600
2009-10	10	7	3	-	.700	10	7	3	-	.700	20	14	6	-	.700
<b>TOTAL</b>	<b>94</b>	<b>37</b>	<b>23</b>	<b>34</b>	<b>.574</b>	<b>107</b>	<b>42</b>	<b>39</b>	<b>26</b>	<b>.514</b>	<b>201</b>	<b>79</b>	<b>62</b>	<b>60</b>	<b>.542</b>

YEAR	HOME					ROAD					OVERALL				
	WINS		LOSSES			WINS		LOSSES			WINS		LOSSES		
	GP	OTW	SOW	OTL	SOL	GP	OTW	SOW	OTL	SOL	GP	OTW	SOW	OTL	SOL
2005-06	6	1	4	0	1	11	2	2	5	2	17	3	6	5	3
2006-07	9	2	2	2	3	8	1	4	1	2	17	3	6	3	5
2007-08	9	3	2	1	3	8	2	1	3	2	17	5	3	4	5
2008-09	10	2	4	2	2	10	4	2	1	3	20	6	6	3	5
2009-10	10	1	6	1	2	10	5	2	1	2	20	6	8	2	4
<b>TOTAL</b>	<b>44</b>	<b>9</b>	<b>18</b>	<b>6</b>	<b>11</b>	<b>47</b>	<b>14</b>	<b>11</b>	<b>11</b>	<b>11</b>	<b>91</b>	<b>23</b>	<b>29</b>	<b>17</b>	<b>22</b>

### TEAM RECORD VS. NHL

	GP	W	L	T	PCT
Anaheim	12	5	5	2	.500
Atlanta	4	2	1	1	.625
Boston	3	2	0	1	.833
Buffalo	2	0	1	1	.250
Calgary	9	2	3	4	.444
Carolina	3	1	1	1	.500
Chicago	13	5	4	4	.538
Colorado	10	4	1	5	.650
Columbus	13	8	4	1	.654
Dallas	3	1	1	1	.500
Detroit	19	7	8	4	.474
Edmonton	8	3	2	3	.563
Florida	6	3	0	3	.750
Los Angeles	8	2	3	3	.438
Minnesota	8	0	3	5	.313
Montreal	4	1	2	1	.375
New Jersey	4	2	2	0	.500
NY Islanders	3	1	2	0	.333
NY Rangers	3	2	0	1	.833
Ottawa	1	1	0	0	1.000
Philadelphia	6	3	0	3	.750
Phoenix	11	6	3	2	.636
Pittsburgh	4	1	1	2	.500
St. Louis	18	9	5	4	.611
San Jose	8	3	3	2	.500
Tampa Bay	3	0	1	2	.333
Toronto	2	1	0	1	.750
Vancouver	7	1	4	2	.286
Washington	4	0	3	1	.125

### NASHVILLE GOALTENDER RECORDS

	GP	W	L	T	PCT
Dunham	44	11	9	24	.523
Ellis	20	12	8	0	.600
Mason	24	12	11	1	.521
Rinne	28	19	9	0	.679
Vokoun	85	25	25	35	.500





# TEAM HISTORY & RECORDS

## OVERTIME HISTORY

### OPPOSING GOALTENDER RECORDS (vs. NSH)

	GP	W	L	T	PCT		GP	W	L	T	PCT
Aebischer	2	0	2	0	.000	Lalime	2	1	1	0	.500
Anderson	3	0	3	0	.000	Leclaire	1	0	1	0	.000
Aubin	1	0	0	1	.500	Legace	8	0	7	1	.063
Auld	1	0	1	0	.000	Lehtonen	1	1	0	0	1.000
Backstrom	3	3	0	0	1.000	LeNeveu	1	0	1	0	.000
Belfour	1	1	0	0	1.000	Luongo	6	2	1	3	.583
Billington	1	0	0	1	.500	Maracle	1	0	1	0	.000
Biron	2	1	0	1	.750	Markkanen	2	0	2	0	.000
Boucher	4	1	2	1	.375	C. Mason	4	2	2	0	.500
Brathwaite	3	1	0	2	.667	S. Mason	4	1	3	0	.250
Brodeur	4	2	2	0	.500	McLean	1	0	1	0	.000
Bryzgalov	5	2	3	0	.400	McLennan	2	0	0	2	.500
Burke	3	0	2	1	.167	Munro	1	0	0	1	.500
Cechmanek	4	0	1	3	.375	Nabokov	5	1	2	2	.400
Clemmensen	2	0	2	0	.000	Niittymaki	1	0	1	0	.000
Cloutier	2	1	0	1	.750	Norrena	1	0	1	0	.000
Conklin	3	1	2	0	.333	Osgood	10	6	2	2	.700
Dafoe	2	0	1	1	.250	Passmore	2	0	0	2	.500
Denis	4	1	1	2	.500	Pelletier	1	0	1	0	.000
Dunham	1	0	1	0	.000	Potvin	3	1	0	2	.667
Fernandez	4	0	1	3	.375	Prusek	1	1	0	0	1.000
Fitzpatrick	1	0	0	1	.500	Quick	1	0	1	0	.000
Fleury	1	0	1	0	.000	Richter	1	0	0	1	.500
Fuhr	1	1	0	0	1.000	Rolason	2	0	1	1	.250
Garon	3	1	2	0	.333	Roy	5	1	0	4	.600
Gerber	2	2	0	0	1.000	Salo	5	1	2	2	.400
Giguere	8	4	4	0	.500	Sanford	1	1	0	0	1.000
Hackett	1	0	0	1	.500	Schaefer	1	1	0	0	1.000
Halak	1	1	0	0	1.000	Schwab	1	0	1	0	.000
Hasek	4	2	1	1	.625	Shtalenkov	1	0	0	1	.500
Hebert	2	0	0	2	.500	Skudra	1	1	0	0	1.000
Hedberg	2	0	1	1	.250	Snow	1	1	0	0	1.000
Hnilicka	1	0	0	1	.500	Storr	2	1	1	0	.500
Hodson	1	0	0	1	.500	Theodore	2	2	0	0	1.000
Holmqvist	1	1	0	0	1.000	Thibault	3	0	2	1	.167
Howard	2	1	1	0	.500	Toivonen	2	1	1	0	.500
Huet	2	0	2	0	.000	Toskala	1	1	0	0	1.000
Irbe	1	0	0	1	.500	Turco	2	0	1	1	.250
B. Johnson	3	1	1	1	.500	Turek	4	1	1	2	.500
Joseph	2	0	0	2	.500	Vanbiesbrouck	1	0	0	1	.500
Khabibulin	4	1	2	1	.375	Varlamov	1	1	0	0	1.000
Kiprusoff	3	1	1	1	.500	Weekes	1	0	1	0	.000
LaBarbera	1	1	0	0	1.000						

# TEAM HISTORY & RECORDS

## OVERTIME HISTORY

### NASHVILLE OVERTIME SCORING

	G	A	PTS
Legwand	7	5	12
Timonen	1	6	7
Sullivan	3	3	6
Walker	3	3	6
Weber	3	3	6
Suter	2	4	6
Zidlicky	1	5	6
Delmore	3	2	5
Johnson	2	3	5
Hartnell	2	2	4
Ronning	2	2	4
Arnott	1	3	4
Dumont	1	3	4
Arhipov	2	1	3
Eaton	1	2	3
Erat	1	2	3
Hamhuis	1	2	3
Kariya	1	2	3
J. York	1	2	3
Bonk	0	3	3
Orszagh	0	3	3
Bouillon	1	1	2
Peverley	1	1	2
Radulov	1	1	2
Murray	0	2	2
Skrastins	0	2	2
Ward	0	2	2
Yachmenev	0	2	2
Berenzweig	1	0	1
Bordeleau	1	0	1
Forsberg	1	0	1
Franson	1	0	1
Hulse	1	0	1
Hutchinson	1	0	1
Koistinen	1	0	1
Krivokrasov	1	0	1
Robitaille	1	0	1
Classen	0	1	1
de Vries	0	1	1
Fitzgerald	0	1	1
Goc	0	1	1
Hiavac	0	1	1
Holder	0	1	1
Millar	0	1	1
Peltonen	0	1	1
Rinne	0	1	1
Wilson	0	1	1
Zanon	0	1	1

### OPPONENT OVERTIME SCORING

	G	A	PTS
S. Fedorov	1	2	3
C. Pronger	1	2	3
Shanahan	2	0	2
A. Aucoin	1	1	2
Bertuzzi	1	1	2
Selanne	1	1	2
M. Savard	0	2	2
Spacek	0	2	2
Tverdovsky	0	2	2
Albelin	1	0	1
Briere	1	0	1
V. Bure	1	0	1
Cross	1	0	1
Crowley	1	0	1
Eastwood	1	0	1
Ebbett	1	0	1
Erhoff	1	0	1
Elias	1	0	1
Foote	1	0	1
Forsberg	1	0	1
Franzen	1	0	1
Gaborik	1	0	1
Hamilton	1	0	1
Hull	1	0	1
F. Kaberle	1	0	1
Vy. Kozlov	1	0	1
L. Krajccek	1	0	1
McCauley	1	0	1
Messier	1	0	1
Z. Michalek	1	0	1
K. Miller	1	0	1
Modry	1	0	1
B. Morrison	1	0	1
Papineau	1	0	1
Prospal	1	0	1
Souray	1	0	1
Stumpel	1	0	1
S. Thomas	1	0	1
Tkachuk	1	0	1
Warrener	1	0	1
Woolley	1	0	1
Wright	1	0	1
Amonte	0	1	1
Bates	0	1	1
Bednar	0	1	1
R. Blake	0	1	1
Bourque	0	1	1
D. Boyle	0	1	1
Bulis	0	1	1
Chelios	0	1	1
Chubarov	0	1	1

	G	A	PTS
Cooke	0	1	1
Cullen	0	1	1
Datsyuk	0	1	1
Demitra	0	1	1
Doan	0	1	1
Domenichelli	0	1	1
Dvorak	0	1	1
Getzlaf	0	1	1
Gomez	0	1	1
Hejduk	0	1	1
Jagr	0	1	1
K. Johnsson	0	1	1
D. Keith	0	1	1
Kesler	0	1	1
S. Koivu	0	1	1
Viktor Kozlov	0	1	1
Latendresse	0	1	1
Letowski	0	1	1
Lidstrom	0	1	1
Lukowich	0	1	1
A. MacInnis	0	1	1
Marchant	0	1	1
Matvichuk	0	1	1
McDonald	0	1	1
D. Morris	0	1	1
Nagy	0	1	1
Nickulas	0	1	1
R. Neidermayer	0	1	1
Oshie	0	1	1
Ovechkin	0	1	1
Palfy	0	1	1
Patrick	0	1	1
Rafalski	0	1	1
B. Richards	0	1	1
Salei	0	1	1
Salvador	0	1	1
Satan	0	1	1
Semin	0	1	1
Sharp	0	1	1
Sopel	0	1	1
Stoll	0	1	1
Stuart	0	1	1
Suchy	0	1	1
Tanguay	0	1	1
J. Thornton	0	1	1
Visnovsky	0	1	1
Vrbata	0	1	1
S. Yelle	0	1	1
M. York	0	1	1
Yzerman	0	1	1
Zanon	0	1	1
Zetterberg	0	1	1

# TEAM HISTORY & RECORDS

## OVERTIME HISTORY

### OVERTIME DECISIONS

Date	Result	Goal Scorer/Time	Goaltenders
1/14/1999	Nashville 1 at DETROIT 2	Vy. Kozlov, 2:54	Vokoun/Osgood
1/30/1999	NASHVILLE 3 at New Jersey 2	Bordeleau, 2:43	Dunham/Brodeur
2/13/1999	PITTSBURGH 3 at Nashville 2	K. Miller, 3:39	Vokoun/Skudra
11/3/1999	Nashville 4 at CALGARY 5	Albelin, 4:56	Dunham/Fuhr
11/22/1999	Nashville 2 at ST. LOUIS 3	Eastwood, 2:39	Dunham/Turek
12/6/1999	NASHVILLE 4 at Atlanta 3	Robitaille, 2:26	Dunham/Maracle
1/13/2000	VANCOUVER 4 at Nashville 3	Messier, 3:29	Dunham/Snow
1/21/2000	Nashville 4 at CALGARY 5	V. Bure, 3:06	Dunham/Brathwaite
1/24/2000	NASHVILLE 3 at Edmonton 2	Krivokrasov, 1:19	Dunham/Salo
2/10/2000	BUFFALO 2 at Nashville 1	Woolley, 4:08	Vokoun/Hasek
3/4/2000	Nashville 2 at LOS ANGELES 3	Stumpel, 0:28	Dunham/Storr
3/14/2000	Nashville 2 at DETROIT 3	Shanahan, 4:10	Vokoun/Osgood
3/17/2000	NASHVILLE 4 at Phoenix 3	Johnson, 3:56	Vokoun/Burke
3/19/2000	NASHVILLE 2 at Los Angeles 1	Ronning, 0:51	Dunham/Storr
10/19/2000	NASHVILLE 2 at Detroit 1	Ronning, 1:51	Dunham/Legace
10/25/2000	Nashville 1 at COLORADO 2	Forsberg, 3:58	Dunham/Roy
12/23/2000	NASHVILLE 3 at NY Rangers 2	Legwand, 3:17 *	Dunham/McLean
1/17/2001	Nashville 3 at DALLAS 4	Hull, 1:41	Vokoun/Belfour
1/19/2001	Boston 0 at NASHVILLE 1	Hulse, 2:24	Dunham/Dafoe
3/11/2001	Nashville 0 at ANAHEIM 1	Crowley, 3:40	Dunham/Giguere
3/22/2001	NASHVILLE 2 at Chicago 1	Eaton, 1:54	Vokoun/Thibault
3/29/2001	Phoenix 3 at NASHVILLE 4	Legwand, 0:36	Vokoun/Burke
10/25/2001	NASHVILLE 5 at Calgary 4	Delmore, 0:20	Dunham/Turek
12/29/2001	Detroit 2 at NASHVILLE 3	Berenzweig, 2:20	Dunham/Hasek
1/17/2002	Toronto 2 at NASHVILLE 3	Johnson, 0:47	Dunham/Schwab
1/24/2002	NASHVILLE 3 at Philadelphia 2	Arhipov, 1:16	Dunham/Cechmanek
2/9/2002	NASHVILLE 1 at Columbus 0	Arhipov, 2:45	Vokoun/Denis
10/15/2002	Nashville 3 at NY ISLANDERS 4	Aucoin, 1:50	Vokoun/Osgood
10/18/2002	Nashville 2 at NEW JERSEY 3	Elias, 1:16	Dunham/Brodeur
11/2/2002	Nashville 5 at LOS ANGELES 6	Modry, 1:45	Dunham/Potvin
11/3/2002	Nashville 1 at PHOENIX 2	Briere, 4:20	Vokoun/Boucher
12/23/2002	NASHVILLE 3 at Florida 2	Legwand, 0:48	Vokoun/Luongo
1/7/2003	St. Louis 1 at NASHVILLE 2	Delmore, 4:44	Vokoun/Johnson
1/11/2003	Phoenix 3 at NASHVILLE 4	Walker, 0:37	Vokoun/Pelletier
1/18/2003	NASHVILLE 3 at Edmonton 2	Delmore, 3:35	Vokoun/Markkanen
3/1/2003	Chicago 4 at NASHVILLE 5	Walker, 2:49	Vokoun/Thibault
3/4/2003	Nashville 1 at ST. LOUIS 2	Papineau, 1:45	Vokoun/Sanford
3/23/2003	Nashville 2 at EDMONTON 3	Cross, 2:12	Vokoun/Salo
4/1/2003	ANAHEIM 2 at Nashville 1	Thomas, 4:07	Vokoun/Giguere
11/21/2003	NASHVILLE 4 at Anaheim 3	Hartnell, 1:31	Vokoun/Giguere
12/3/2003	NASHVILLE 2 at Carolina 1	Hartnell, 1:31	Vokoun/Weekes
12/16/2003	VANCOUVER 2 at Nashville 1	Morrison, 1:19	Vokoun/Cloutier
12/18/2003	Nashville 4 at MONTREAL 5	Souray, 0:35	Vokoun/Garon
1/8/2004	Colorado 3 at NASHVILLE 4	York, 1:12	Mason/Aebischer
1/31/2004	San Jose 2 at NASHVILLE 3	Zidlicky, 4:44	Vokoun/Nabokov
2/20/2004	NASHVILLE 3 at Anaheim 2	Walker, 3:54	Vokoun/Giguere

Date	Result	Goal Scorer/Time	Goaltenders
2/28/2004	NY Rangers 1 at NASHVILLE 2	Hutchinson, 3:50	Vokoun/Markkanen
3/14/2004	Nashville 2 at DETROIT 3	Shanahan, 0:40	Vokoun/Joseph
3/27/2004	COLUMBUS 3 at Nashville 2	Wright, 2:03	Vokoun/Denis
4/4/2004	NASHVILLE 2 at Colorado 1	Legwand, 0:32	Mason/Salo
10/26/2005	Nashville 2 at COLUMBUS 3	Foote, 0:35	Vokoun/Prusek
11/2/2005	Nashville 2 at SAN JOSE 3	McCauley, 1:44	Mason/Schaefer
1/13/2006	Nashville 4 at CAROLINA 5	Kaberle, 2:31 *	Vokoun/Gerber
1/24/2006	NASHVILLE 2 at Detroit 1	Kariya, 0:35	Vokoun/Legace
2/2/2006	Colorado 3 at NASHVILLE 4	Sullivan, 2:09	Vokoun/Aebischer
3/5/2006	Nashville 2 at EDMONTON 3	Pronger, 4:17	Vokoun/Conklin
3/9/2006	NASHVILLE 3 at Vancouver 2	Legwand, 0:06	Vokoun/Auld
3/11/2006	Nashville 2 at SAN JOSE 3	Ehrhoff, 2:56	Vokoun/Toskala
10/21/2006	VANCOUVER 4 at Nashville 3	Krajicek, 2:32	Vokoun/Luongo
12/2/2006	CHICAGO 4 at Nashville 3	Hamilton, 0:59	Mason/Khabibulin
12/17/2006	NASHVILLE 2 at St. Louis 1	Timonen, 3:11	Mason/Legace
1/9/2007	Anaheim 4 at NASHVILLE 5	Sullivan, 3:12	Vokoun/Bryzgalov
2/24/2007	Detroit 3 at NASHVILLE 4	Forsberg, 2:11	Vokoun/Osgood
3/22/2007	Nashville 2 at CALGARY 3	Warrener, 1:27	Mason/Kiprusoff
11/15/2007	Chicago 4 at NASHVILLE 5	Erat, 0:19	Mason/Khabibulin
1/24/2008	Nashville 3 at PHOENIX 4	Michalek, 4:31	Mason/Bryzgalov
2/2/2008	Phoenix 2 at NASHVILLE 3	Radulov, 4:10	Ellis/Bryzgalov
2/7/2008	TAMPA BAY 2 at Nashville 1	Prospal, 0:58	Ellis/Holmqvist
2/16/2008	St. Louis 1 at NASHVILLE 2	Weber, 0:40	Ellis/Legace
2/17/2008	Nashville 4 at MINNESOTA 5	Gaborik, 4:55	Mason/Backstrom
3/7/2008	NASHVILLE 2 at Calgary 1	Dumont, 2:13	Ellis/Kiprusoff
3/30/2008	Nashville 0 at DETROIT 1	Franzen, 3:21	Ellis/Hasek
4/1/2008	NASHVILLE 4 at St. Louis 3	Peverley, 1:43	Mason/Toivonen
11/11/2008	NASHVILLE 4 at San Jose 3	Koistinen, 2:28	Ellis/Boucher
11/14/2008	NASHVILLE 4 at Anaheim 3	Hamhuis, 2:17	Ellis/Giguere
11/28/2008	NASHVILLE 4 at Atlanta 3	Suter, 1:44	Rinne/Hedberg
2/19/2009	ST. LOUIS 2 at Nashville 1	Tkachuk, 2:52	Rinne/Mason
2/21/2009	NASHVILLE 1 at St. Louis 0	Weber, 2:36	Rinne/Mason
3/3/2009	Edmonton 5 at NASHVILLE 6	Arnott, 2:31	Rinne/Roloson
3/10/2009	WASHINGTON 2 at Nashville 1	Fedorov, 2:20	Ellis/Theodore
3/18/2009	Nashville 3 at ANAHEIM 4	Selanne, 0:34	Rinne/Giguere
3/28/2009	Los Angeles 3 at NASHVILLE 4	Sullivan, 3:41	Rinne/Quick
10/22/2009	NASHVILLE 6 at Ottawa 5	Weber, 2:11	Rinne/Leclaire
11/25/2009	NASHVILLE 4 at Colorado 3	Legwand, 3:07	Rinne/Anderson
12/2/2009	Nashville 4 at MINNESOTA 5	Ebbett, 1:26	Rinne/Backstrom
12/12/2009	DETROIT 3 at Nashville 2	Bertuzzi, 0:24	Rinne/Osgood
12/31/2009	NASHVILLE 2 at Columbus 1	Legwand, 0:28	Ellis/Garon
3/20/2010	Columbus 0 at NASHVILLE 1	Franzon, 1:54	Rinne/Mason
3/29/2010	NASHVILLE 3 at Florida 2	Bouillon, 1:00	Ellis/Clemmensen
4/3/2010	NASHVILLE 4 at Detroit 3	Suter, 0:16	Rinne/Howard

### SCORELESS TIES

3/21/2001	Nashville 0 at Minnesota 0	Dunham/McLennan
1/13/2004	Los Angeles 0 at Nashville 0	Mason/Cechmanek

\*denotes game ended in overtime with a converted penalty shot.

# TEAM HISTORY & RECORDS

## ALL-TIME SHOOTOUTS

Nashville vs.:	W	L	PCT.
Anaheim	1	2	.333
Atlanta	0	1	.000
Boston	1	0	1.000
Chicago	3	2	.600
Columbus	5	2	.714
Dallas	1	0	1.000
Detroit	2	3	.400
Florida	1	0	1.000
Los Angeles	0	1	.000
Minnesota	0	1	.000
Montreal	1	1	.500
New Jersey	2	1	.667
NY Islanders	1	1	.500
Philadelphia	2	0	1.000
Phoenix	2	1	.667
Pittsburgh	1	0	1.000
St. Louis	5	2	.714
San Jose	1	1	.500
Vancouver	0	1	.000
Washington	0	2	.000
<b>TOTALS</b>	<b>29</b>	<b>22</b>	<b>.569</b>

### Nashville Goaltenders

Goalie	Goals	Attempts	%	W-L
Ellis	12	30	60.00%	5-5
Mason	11	38	71.05%	7-6
Rinne	16	69	76.81%	11-5
Vokoun	15	37	59.46%	6-6
<b>TEAM TOTALS</b>	<b>54</b>	<b>174</b>	<b>68.97%</b>	<b>29-22</b>

### Opposing Goaltenders

Goalie	Goals	Attempts	%	W-L
Anderson (CHI-FLA)	3	4	25.00%	0-2
Backstrom (MIN)	2	4	50.00%	1-0
Biron (NYI)	1	4	75.00%	1-0
Boucher (PHI)	1	2	50.00%	0-1
Brodeur (NJ)	2	5	60.00%	1-1
Bryzgalov (PHX)	3	13	76.92%	1-1
Clemmensen (NJ)	1	3	66.67%	0-1
Conklin (CBJ-STL)	2	4	50.00%	0-2
Dunham (NYI)	2	2	0.00%	0-1
Fernandez (BOS)	2	4	50.00%	0-1
Fleury (PIT)	2	2	0.00%	0-1
Garon (CBJ)	3	5	40.00%	0-1
Giguere (ANA)	2	10	80.00%	2-1
Halak (MTL)	1	4	75.00%	1-0
Howard (DET)	1	11	90.91%	1-0
Huet (MTL-CHI)	4	5	20.00%	0-2
Khabibulin (CHI)	2	2	0.00%	0-1
LaBarbera (LA)	0	2	100.00%	1-0
Lalime (STL-CHI)	4	7	42.86%	2-1
Leclaire (CBJ)	0	3	100.00%	1-0
Legace (DET-STL)	6	12	50.00%	0-3
Lehtinen (ATL)	0	3	100.00%	1-0
LeNeveu (PHX)	1	3	66.67%	0-1
Luongo (VAN)	0	3	100.00%	1-0
C. Mason (STL)	1	4	75.00%	1-1
S. Mason (CBJ)	4	8	50.00%	1-2
Nabokov (S.J)	3	7	57.14%	1-1
Niittymaki (PHI)	2	2	0.00%	0-1
Norrena (CBJ)	1	2	50.00%	0-1
Osgood (DET)	3	10	70.00%	2-1
Theodore (WSH)	1	4	75.00%	1-0
Toivonen (STL)	0	3	100.00%	1-0
Turco (DAL)	2	5	60.00%	0-1
Varlamov (WSH)	0	3	100.00%	1-0
<b>OPP. TOTALS</b>	<b>62</b>	<b>165</b>	<b>62.42%</b>	<b>22-29</b>

### Nashville Shooters

Player	Goals	Attempts	%	GOG
Arnott	2	3	66.67%	1
Bonk	2	4	50.00%	0
Bouillon	0	1	0.00%	0
Boyd	0	1	0.00%	0
Dumont	2	11	18.18%	1
Erat	12	30	40.00%	9
Fiddler	2	6	33.33%	0
Forsberg	0	1	0.00%	0
Franson	0	1	0.00%	0
Gamache	0	2	0.00%	0
Goc	1	5	20.00%	0
Hornqvist	0	3	0.00%	0
Kariya	12	18	66.67%	3
Koistinen	3	4	75.00%	1
Legwand	5	13	38.46%	3
O'Reilly	2	4	50.00%	1
Peverley	2	5	40.00%	1
Radulov	4	14	28.57%	3
Santorelli	3	3	100.00%	1
Sillinger	1	1	100.00%	0
Sullivan	8	24	33.33%	5
Timonen	0	1	0.00%	0
Vasicek	0	1	0.00%	0
Ward	0	1	0.00%	0
Weber	0	1	0.00%	0
Wilson	0	1	0.00%	0
Zidlicky	1	6	16.67%	0
<b>TEAM TOTALS</b>	<b>62</b>	<b>165</b>	<b>37.58%</b>	<b>29</b>



**Pekka Rinne**

# TEAM HISTORY & RECORDS

## ALL-TIME SHOOTOUTS

### Opposing Shooters

Player	Goals	Attempts	%	GDG
Aucoin (PHX)	1	2	50.00%	1
Axelsson (BOS)	0	1	0.00%	0
Backstrom (WSH)	0	2	0.00%	0
Barnaby (CHI)	0	1	0.00%	0
Bergeron (BOS)	0	1	0.00%	0
Bertuzzi (DET)	1	1	100.00%	0
Boyes (STL)	2	4	50.00%	1
Boyle (S.J)	0	1	0.00%	0
Briere (PHI)	0	1	0.00%	0
Brule (CBJ)	0	1	0.00%	0
Cajaneck (STL)	0	1	0.00%	0
Cheecheo (S.J)	1	2	50.00%	1
Cleary (DET)	0	1	0.00%	0
Clowe (S.J)	0	1	0.00%	0
Crosby (PIT)	0	1	0.00%	0
Datsyuk (DET)	3	5	60.00%	1
Demitra (LA-MIN)	2	2	100.00%	1
Doan (PHX)	0	1	0.00%	0
Draper (DET)	0	1	0.00%	0
Eaves (DET)	0	1	0.00%	0
Elias (N.J)	0	2	0.00%	0
Eriksson (DAL)	0	1	0.00%	0
Fedorov (ANA)	0	1	0.00%	0
Fiddler (PHX)	0	1	0.00%	0
Filppula (DET)	0	2	0.00%	0
Foote (CBJ)	0	1	0.00%	0
Franzen (DET)	1	2	50.00%	1
Gagne (PHI)	0	1	0.00%	0
Getzlaf (ANA)	1	2	50.00%	0
Gionta (N.J)	1	2	50.00%	0
Giroux (PHI)	0	1	0.00%	0
Guerin (STL)	0	1	0.00%	0
Hamilton (CHI)	1	1	100.00%	0
Havlat (CHI)	0	2	0.00%	0
Holmstrom (DET)	0	2	0.00%	0
Horton (FLA)	0	1	0.00%	0
Hossa (ATL)	1	1	100.00%	1
Hudler (DET)	1	2	50.00%	0
Huselius (CBJ)	1	3	33.33%	0
Kane (CHI)	2	3	66.67%	0
Kariya (STL)	0	1	0.00%	0
Kessel (BOS)	0	1	0.00%	0
Knuble (PHI)	0	1	0.00%	0
M. Koivu (MIN)	0	1	0.00%	0
S. Koivu (MTL)	2	2	100.00%	1
Korpikoski (PHX)	1	1	100.00%	0
A. Kostitsyn (MTL)	0	2	0.00%	0
Kovalchuk (ATL)	0	1	0.00%	0
Kovalev (MTL)	0	1	0.00%	0
Kozlov (N.J-NYI-WSH)	1	3	33.33%	1
Kronwall (DET)	1	1	100.00%	1
Crosby (PIT)	0	1	0.00%	0
Doan (PHX)	0	1	0.00%	0
Draper (DET)	0	1	0.00%	0
Eaves (DET)	0	1	0.00%	0
Eriksson (DAL)	0	1	0.00%	0
Fedorov (ANA)	0	1	0.00%	0
Fiddler (PHX)	0	1	0.00%	0

Player	Goals	Attempts	%	GDG
Morrison (WSH)	0	1	0.00%	0
Moulson (NYI)	0	1	0.00%	0
Mueller (PHX)	0	1	0.00%	0
Nagy (PHX)	0	1	0.00%	0
Nash (CBJ)	2	6	33.33%	0
Neal (DAL)	0	1	0.00%	0
Nedved (PHX)	0	1	0.00%	0
Nielsen (NYI)	1	1	100.00%	0
Novotny (CBJ)	0	2	0.00%	0
Nummelin (MIN)	1	1	100.00%	0
Nylander (WSH)	1	1	100.00%	1
Olesz (FLA)	0	1	0.00%	0
Oshie (STL)	0	1	0.00%	0
Ovechkin (WSH)	1	1	100.00%	1
Parise (NJ)	0	2	0.00%	0
Pavelski (S.J)	2	2	100.00%	0
Peca (CBJ)	0	1	0.00%	0
Perezhogin (MTL)	0	1	0.00%	0
Perron (STL)	1	3	33.33%	1
Perry (ANA)	0	2	0.00%	0
Plekanec (MTL)	1	1	100.00%	0
Prucha (PHX)	0	1	0.00%	0
Pyatt (PHX)	0	1	0.00%	0
Raymond (VAN)	1	1	100.00%	1
Ribeiro (DAL)	1	1	100.00%	0
B. Richards (DAL)	0	1	0.00%	0
M. Richards (PHI)	0	1	0.00%	0
Roenicke (LA)	1	1	100.00%	0
Rolston (MIN)	1	1	100.00%	1
Rucinsky (STL)	0	2	0.00%	0
Ryan (ANA)	0	1	0.00%	0
Saprykin (PHX)	0	1	0.00%	0
Satan (NYI)	0	1	0.00%	0
Schremp (NYI)	0	1	0.00%	0
Selanne (ANA)	2	3	66.67%	2
Semin (WSH)	1	1	100.00%	0
Shanahan (DET)	0	1	0.00%	0
Shannon (VAN)	0	1	0.00%	0
Sharp (CHI)	1	3	33.33%	1
Stempniak (PHX)	1	1	100.00%	0
Stillman (FLA)	0	1	0.00%	0
Tavares (NYI)	1	1	100.00%	1
J. Thornton (S.J)	0	1	0.00%	0
Tkachuk (STL)	0	2	0.00%	0
Toews (CHI)	0	1	0.00%	0
Tyutin (CBJ)	1	1	100.00%	0
Vermette (CBJ)	0	1	0.00%	0
Voracek (CBJ)	1	3	33.33%	1
Vrbata (CHI-PHX)	1	3	33.33%	1
Vyborny (CBJ)	0	1	0.00%	0
Weight (STL)	0	3	0.00%	0
Wheeler (BOS)	1	1	100.00%	0
Williams (DET-CHI-CBJ)	2	4	50.00%	0
Yzerman (DET)	1	1	100.00%	0
Zajac (N.J)	1	1	100.00%	0
Zetterberg (DET)	1	4	25.00%	0
Zherdev (CBJ)	1	2	50.00%	1
<b>OPP. TOTALS</b>	<b>54</b>	<b>174</b>	<b>31.03%</b>	<b>22</b>

# TEAM HISTORY & RECORDS

## THE PREDATORS VS. THE NHL

### Predators Top Scorers vs. Individual Opponent, All-Time

Player	Vs.	GP	G	A	PTS	PIM
David Legwand	Chicago	52	18	27	45	24
Martin Erat	Columbus	44	13	26	39	28
David Legwand	Columbus	46	17	20	37	42
David Legwand	Detroit	51	12	21	33	22
Martin Erat	Chicago	41	12	18	30	26
Kimmo Timonen	Chicago	44	8	22	30	24
David Legwand	Edmonton	36	10	19	29	20
David Legwand	St. Louis	56	9	18	27	34
Martin Erat	Detroit	43	12	14	26	38
Kimmo Timonen	Detroit	46	6	20	26	22

### Predators Goal Leaders vs. Individual Opponent, All-Time

Player	Vs.	GP	G
David Legwand	Chicago	52	18
David Legwand	Columbus	46	17
Martin Erat	Columbus	44	13
Martin Erat	Chicago	41	12
Martin Erat	Detroit	43	12
David Legwand	Detroit	51	12

### Predators Assist Leaders vs. Individual Opponent, All-Time

Player	Vs.	GP	A
David Legwand	Chicago	52	27
Martin Erat	Columbus	44	26
Kimmo Timonen	Chicago	44	22
David Legwand	Detroit	51	21
Marek Zidlicky	Columbus	28	20
David Legwand	Columbus	46	20
Kimmo Timonen	Detroit	46	20

### Predators Games Played vs. Individual Opponents, All-Time

Player	Vs.	GP
David Legwand	St. Louis	56
David Legwand	Chicago	52
David Legwand	Detroit	51
David Legwand	Columbus	46
Kimmo Timonen	Detroit	46
Martin Erat	St. Louis	45
Martin Erat	Columbus	44
Kimmo Timonen	Chicago	44

### Predators Penalty Minutes vs. Individual Opponents, All-Time

Player	Vs.	GP	PIM
Jordin Tootoo	Columbus	32	88
Jordin Tootoo	St. Louis	27	68
Dan Hamhuis	Chicago	41	68
Scott Hartnell	Calgary	20	67
Patrick Cote	Chicago	9	61
Scott Hartnell	Columbus	35	54

### Most Points vs. Individual Opponent, Single Season

Player	Vs.	Season	GP	G	A	PTS
David Legwand	Chicago	2006-07	8	6	7	13
Paul Kariya	Chicago	2006-07	8	3	10	13
Paul Kariya	Columbus	2005-06	8	3	10	13
Marek Zidlicky	Columbus	2005-06	6	4	7	11
Scott Hartnell	Chicago	2005-06	8	3	8	11

### Predators Goal Leaders vs. Individual Opponent, Single Season

Player	Vs.	Season	GP	G	
Jason Arnott	Calgary	2006-07	4	6	
Sergei Krivokrasov	Vancouver	1998-99	4	6	
David Legwand	Chicago	2006-07	8	6	
Yanic Perreault	Chicago	2005-06	8	6	
Five tied with					5

### Predators Assist Leaders vs. Individual Opponent, Single Season

Player	Vs.	Season	GP	A	
Paul Kariya	Chicago	2006-07	8	10	
Paul Kariya	Columbus	2005-06	8	10	
Scott Hartnell	Chicago	2005-06	8	8	
Six tied with					7

### Most Penalty Minutes vs. Individual Opponent, Single Season

Player	Vs.	Season	GP	PIM
Patrick Cote	Chicago	1998-99	6	49
Darcy Hordichuk	Los Angeles	2005-06	4	39
Denny Lambert	Chicago	1998-99	5	37
Jeremy Stevenson	Chicago	2005-06	2	35
Denny Lambert	Detroit	1998-99	6	35

### Predators Goals-Against Average Leaders vs. Individual Opponent, All-Time (min. 200 minutes)

Goalie	Vs.	GP	GAA
Chris Mason	Los Angeles	7	1.44
Pekka Rinne	Phoenix	6	1.46
Dan Ellis	Columbus	7	1.47
Mike Dunham	Florida	5	1.60
Tomas Vokoun	Buffalo	5	1.75
Chris Mason	Columbus	11	1.78

### Predators Win Leaders vs. Individual Opponent, All-Time

Goalie	Vs.	Wins
Tomas Vokoun	Columbus	18
Tomas Vokoun	San Jose	13
Chris Mason	St. Louis	13
Tomas Vokoun	Calgary	11
Tomas Vokoun	Phoenix	11
Tomas Vokoun	St. Louis	10

# TEAM HISTORY & RECORDS

## THE NHL VS. THE PREDATORS

### Top All-Time Scorers vs. Nashville

Player	Team(s)	GP	G	A	PTS	PIM
Nicklas Lidstrom	Detroit	68	16	39	55	30
Jarome Iginla	Calgary	40	26	24	50	15
Pavel Datsyuk	Detroit	49	13	36	49	8
Teemu Selanne	ANA-S-J-COL	38	20	24	44	8
Keith Tkachuk	PHX-STL	51	17	24	41	82
Sergei Fedorov	DET-ANA-CBJ-WSH	50	15	25	40	32
Pavol Demitra	STL-LA-MIN-VAN	43	17	22	39	4
Patrick Marleau	San Jose	42	15	24	39	6
Joe Thornton	BOS-S-J	28	8	31	39	27
Brendan Shanahan	DET-NYR-NJ	42	23	14	37	81

### Goal Leaders vs. Nashville, All-Time

Player	Team(s)	GP	G
Jarome Iginla	Calgary	40	26
Brendan Shanahan	DET-NYR-NJ	42	23
Teemu Selanne	ANA-S-J-COL	38	20
Mike Modano	Dallas	40	20
Robert Lang	PIT-WSH-DET-CHI-MTL-PHX	36	18

### Assist Leaders vs. Nashville, All-Time

Player	Team(s)	GP	A
Nicklas Lidstrom	Detroit	68	39
Pavel Datsyuk	Detroit	49	36
Joe Thornton	BOS-S-J	28	31
Jarome Iginla	Calgary	40	26
Chris Pronger	STL-EDM-ANA-PHI	42	26

### Games Played Leaders vs. Nashville, All-Time

Player	Team(s)	GP
Nicklas Lidstrom	Detroit	68
Kris Draper	Detroit	61
Kirk Maltby	Detroit	59
Tomas Holmstrom	Detroit	58
Keith Tkachuk	Phoenix-St. Louis	51

### Penalty Minute Leaders vs. Nashville, All-Time

Player	Team(s)	GP	PIM
Jody Shelley	CBJ-S-J	34	116
Barret Jackman	St. Louis	38	90
Keith Tkachuk	PHX-STL	51	82
Todd Simpson	CGY-FLA-PHX-ANA-OTT-CHI	21	81
Brendan Shanahan	DET-NYR-NJ	42	81

### All-Time Win Leaders vs. Nashville

Goalie	Team(s)	Wins
Chris Osgood	DET-NYI-STL	18
J.S. Giguere	CGY-ANA	15
Evgeni Nabokov	San Jose	14
Manny Legace	LA-DET-STL	13
Nikolai Khabibulin	PHX-T.B-CHI	13

### Most Points vs. Nashville, Single Season

Player	Team	Season	GP	G	A	PTS
Pavel Datsyuk	Detroit	2006-07	8	2	11	13
Alexei Zhamnov	Chicago	1998-99	6	4	7	11
Martin Havlat	Chicago	2006-07	6	5	5	10
Jonathan Toews	Chicago	2007-08	7	5	5	10
Steve Yzerman	Detroit	1999-00	6	4	6	10
Peter Forsberg	Colorado	2002-03	4	2	8	10
Chris Pronger	St. Louis	1999-00	6	2	8	10
Patrick Kane	Chicago	2007-08	8	2	8	10

### Goal Leaders vs. Nashville, Single Season

Player	Team(s)	Season	GP	G
Geoff Sanderson	Columbus	2000-01	4	6
Tony Amonte	Chicago	1998-99	6	6
Rick Nash	Columbus	2008-09	6	6
Brad Boyes	St. Louis	2007-08	8	6
Johan Franzen	Detroit	2007-08	8	6
Robert Lang	Chicago	2007-08	8	6
Patrick Sharp	Chicago	2007-08	8	6
Eight tied with			5	5

### Assist Leaders vs. Nashville, Single Season

Player	Team(s)	Season	GP	A
Pavel Datsyuk	Detroit	2006-07	8	11
Peter Forsberg	Colorado	2002-03	4	8
Nicklas Lidstrom	Detroit	1999-00	6	8
Chris Pronger	St. Louis	1999-00	6	8
Patrick Kane	Chicago	2007-08	8	8
Eight tied with			7	7

### Penalty Minute Leaders vs. Nashville, Single Season

Player	Team(s)	Season	GP	PIM
Krzysztof Oliwa	Calgary	2003-04	4	54
Todd Simpson	Chicago	2005-06	3	44
Kirk Maltby	Detroit	2003-04	6	38
Kevin Bieksa	Vancouver	2007-08	3	34
Steve Yzerman	Detroit	2003-04	6	34
Matthew Barnaby	BUF-PIT	1998-99	3	33
Sylvain Blouin	Minnesota	2000-01	3	33

### All-Time Goals-Against Average vs. Nashville (min. 200 minutes)

Goalie	Team(s)	GP	GAA
John Vanbiesbrouck	PHI-NYI	4	0.73
Roman Cechmanek	PHI-LA	6	1.10
Byron Dafoe	Boston	6	1.48
Robert Esche	PHX-PHI	4	1.51
Roman Turek	DAL-STL-CGY	18	1.54

# TEAM HISTORY & RECORDS

## ALL-TIME DRAFT SELECTIONS

### 2010 NHL Entry Draft: June 25-26, 2010 in Los Angeles, Calif.

RD	OVR	NAME	POS	CLUB
1	18	Austin Watson	F	Peterborough (OHL)
3	78	Taylor Aronson	D	Portland (WHL)
5	126	Patrick Cehlin	RW	Djurgarden (Sweden)
6	168	Anthony Bitetto	D	Indiana (USHL)
7	194	David Elsnier	LW	Landshut (Germany-2)
7	198	Joonas Rask	C	Ilves (Finland)

### 2009 NHL Entry Draft: June 26-27, 2009 in Montreal, Que.

RD	OVR	NAME	POS	CLUB
1	11	Ryan Ellis	D	Windsor (OHL)
2	41	Zach Budish	RW	Edina H.S. (USHS-Minn.)
2	42	Charles-Olivier Rousselet	D	Shawinigan (QMJHL)
3	70	Taylor Beck	LW	Guelph (OHL)
3	72	Michael Latta	C	Guelph (OHL)
4	98	Craig Smith	C	Waterloo (USHL)
4	102	Mattias Ekholm	D	Mora Jr. (Sweden-Jr.)
4	110	Nick Oliver	C	Roseau H.S. (USHS-Minn.)
5	132	Gabriel Bourque	LW	Baie-Comeau (QMJHL)
7	192	Cameron Reid	C	Westside (BCHL)

### 2008 NHL Entry Draft: June 20-21, 2008 in Ottawa, Ont.

RD	OVR	NAME	POS	CLUB
1	7	Colin Wilson	C	Boston Univ. (H-East)
1	18	Chet Pickard	G	Tri-City (WHL)
2	38	Roman Josi	D	Bern (Switzerland)
5	136	Taylor Steffensen	LW	Langley (BCHL)
6	166	Jeffrey Foss	D	R.P.I. (ECAC)
7	201	Jani Lajunen	C	Espoo Jr. (Finland-Jr.)
7	207	Anders Lindback	G	Brynäs (Sweden)

### 2007 NHL Entry Draft: June 22-23, 2007 in Columbus, Ohio

RD	OVR	NAME	POS	CLUB
1	23	Jonathon Blum	D	Vancouver (WHL)
1	54	Jeremy Smith	G	Plymouth (OHL)
2	58	Nick Spaling	C	Kitchener (OHL)
3	81	Ryan Thang	LW	Notre Dame (CCHA)
4	114	Ben Ryan	C	Des Moines (USHL)
4	119	Mark Santorelli	C	Chilliwack (WHL)
5	144	Andreas Thuresson	RW	Malmö (Sweden)
6	174	Robert Dietrich	D	Dusseldorf (Germany)
7	204	Atte Engren	G	Lukko Jr. (Finland-Jr.)

### 2006 NHL Entry Draft: June 24, 2006 in Vancouver, B.C.

RD	OVR	NAME	POS	CLUB
2	56	Blake Geoffrion	LW	U.S. NTDP U-18
4	105	Niko Snellman	LW	Ilves Jr. (Finland-Jr.)
5	146	Mark Dekanich	G	Colgate (ECAC)
6	176	Ryan Flynn	RW	U.S. NTDP U-18
7	206	Viktor Sjödin	RW	Vasteras Jr. (Sweden-Jr.)

### 2005 NHL Entry Draft: July 30, 2005 in Ottawa, Ont.

RD	OVR	NAME	POS	CLUB
1	18	Ryan Parent	D	Guelph (OHL)
3	78	Teemu Laakso	D	HIFK Jr. (Finland-Jr.)
3	79	Cody Franson	D	Vancouver (WHL)
5	150	Cal O'Reilly	C	Windsor (OHL)
6	176	Ryan Maki	RW	Harvard (ECAC)
7	213	Scott Todd	D	Windsor (OHL)
7	230	Patric Hornqvist	LW	Vasby (Sweden-3)

### 2004 NHL Entry Draft: June 26-27, 2004 in Raleigh, N.C.

RD	OVR	NAME	POS	CLUB
1	15	Alexander Radulov	RW	Tver (Russia-2)
3	81	Vaclav Meidl	C	Plymouth (OHL)
4	107	Nick Fugere	LW	Gatineau (QMJHL)
5	139	Kyle Moir	G	Swift Current (WHL)
5	147	Janne Niskala	D	Lukko (Finland)
6	178	Michael Santorelli	C	Vernon (BCHL)
6	193	Kevin Schaeffer	D	Boston Univ. (H-East)
7	209	Stanislav Balan	C	Zlín Jr. (Czech-Jr.)
8	243	Denis Kulyash	D	CSKA Moscow (Russia)
8	258	Pekka Rinne	G	Karpat (Finland)
9	275	Craig Switzer	D	Salmon Arm (BCHL)

### 2003 NHL Entry Draft: June 21-22, 2003 in Nashville, Tenn.

RD	OVR	NAME	POS	CLUB
1	7	Ryan Suter	D	U.S. NTDP U-18
2	35	Konstantin Glazachev	LW	Yaroslavl (Russia)
2	37	Kevin Klein	D	Toronto St. Michael's (OHL)
2	49	Shea Weber	D	Kelowna (WHL)
3	76	Richard Stehlik	D	Sherbrooke (QMJHL)
3	89	Paul Brown	RW	Kamloops (WHL)
3	92	Alexander Sulzer	D	Hamburg (Germany)
3	98	Grigory Shafigulin	C	Yaroslavl (Russia)
4	117	Teemu Lassila	G	TPS Turku (Finland)
4	133	Rustam Sidikov	G	CSKA Moscow (Russia-2)
7	210	Andrei Mukhachev	D	CSKA Moscow (Russia)
7	213	Miroslav Hanuljak	G	Litvinov Jr. (Czech-Jr.)
9	268	Lauris Darzins	C	Lukko Jr. (Finland-Jr.)

### 2002 NHL Entry Draft: June 22-23, 2002 in Toronto, Ont.

RD	OVR	NAME	POS	CLUB
1	6	Scottie Upshall	RW	Kamloops (WHL)
4	102	Brandon Segal	RW	Calgary (WHL)
5	138	Patrick Jarrett	C	Owen Sound (OHL)
6	172	Mike McKenna	G	St. Lawrence (ECAC)
7	203	Josh Morrow	D	Tri-City (WHL)
8	235	Kaleb Betts	C	Chilliwack (BCJHL)
9	264	Matt Davis	G	Moncton (QMJHL)
9	266	Steven Spencer	D	Swift Current (WHL)

### 2001 NHL Entry Draft: June 23-24, 2001 in Sunrise, Fla.

RD	OVR	NAME	POS	CLUB
1	12	Dan Hamhuis	D	Prince George (WHL)
2	33	Timofei Shishkanov	LW	Spartak (Russia-2)
2	42	Tomas Slovák	D	Kosice (Slovakia)
3	75	Denis Platonov	RW	Saratov (Russia-2)
3	76	Oliver Setzinger	C	Ilves (Finland)
4	98	Jordin Tootoo	RW	Brandon (WHL)
6	178	Anton Lavrentiev	D	Ak Bars Kazan (Russia-2)
8	240	Gustav Grasberg	C	Mora Jr. (Sweden-Jr.)
9	271	Mikko Lehtonen	D	Karpat (Finland)

### 2000 NHL Entry Draft: June 24-25, 2000 in Calgary, Alta.

RD	OVR	NAME	POS	CLUB
1	6	Scott Hartnell	RW	Prince Albert (WHL)
2	36	Daniel Widig	RW	Leksand IF (Sweden-Jr.)
3	72	Mattias Nilsson	D	MoDo (Sweden-Jr.)
3	89	Líbor Pivko	LW	Havířov (Czech)
5	131	Matt Hendricks	C	Blaine H.S. (USHS-Minn.)
5	137	Mike Stuart	D	Colorado College (WCHA)
5	154	Matt Koalska	C	Twin Cities (USHL)
6	173	Tomas Harant	D	Zilina Jr. (Slovak-Jr.)
6	197	Zbynek Irgl	LW	HC Vítkovice (Czech)
7	203	Jure Penko	G	Green Bay (USHL)
8	236	Mats Christen	D	Sodertälje (Sweden-Jr.)
9	284	Martin Hohener	D	Kloten (Switzerland)
8	220	Miroslav Durak	D	Slovan Bratislava (Slovakia)
9	248	Darren Haydar	RW	New Hampshire (H-East)



## TEAM HISTORY & RECORDS

### ALL-TIME DRAFT SELECTIONS

#### 1999 NHL Entry Draft: June 26, 1999 in Boston, Mass.

RD	OVR	NAME	POS	CLUB
1	6	Brian Finley	G	Barrie (OHL)
2	33	Jonas Andersson	RW	AIK Solna (Sweden-Jr.)
2	52	Adam Hall	RW	Michigan State (CCHA)
2	54	Andrew Hutchinson	D	Michigan State (CCHA)
2	61	Ed Hill	D	Barrie (OHL)
2	65	Jan Lasak	G	ZTK Zvolen (Slovak-Jr.)
3	72	Brett Angel	D	North Bay (OHL)
4	121	Yevgeny Pavlov	C	Lada Togliatti (Russia)
4	124	Alexandre Krevsun	RW	Samara (Russia)
5	131	Konstantin Panov	RW	Kamloops (WHL)
6	162	Timo Helbling	D	Davos (Switzerland)
7	191	Martin Erat	LW	ZPS Zlin Jr. (Czech-Jr.)
7	205	Kyle Kettles	G	Neepawa (MJHL)
8	220	Miroslav Durak	D	Slovan Bratislava (Slovakia)
9	248	Darren Haydar	RW	New Hampshire (H-East)

#### 1998 NHL Entry Draft: June 27, 1998 in Buffalo, N.Y.

RD	OVR	NAME	POS	CLUB
1	2	David Legwand	C	Plymouth (OHL)
3	60	Denis Arhipov	LW	Ak Bars Kazan (Russia)
3	85	Geoff Koch	LW	U. of Michigan (CCHA)
4	88	Kent Sauer	D	North Iowa (USHL)
5	138	Martin Beauchesne	D	Sherbrooke (QMJHL)
6	147	Craig Brunel	RW	Prince Albert (WHL)
8	202	Martin Bartek	LW	Sherbrooke (QMJHL)
9	230	Karlis Skrastins	D	TPS Turku (Finland)

#### 1998 NHL Expansion Draft: June 26, 1998 in Buffalo, N.Y.

NAME	POS	CLUB
Mikhail Shtalenkov	G	Mighty Ducks of Anaheim
Mike Sullivan	C	Boston Bruins
Bob Boughner	D	Buffalo Sabres
Joel Bouchard	D	Calgary Flames
Jeff Daniels	LW	Carolina Hurricanes
Greg Johnson	C	Chicago Blackhawks
Uwe Krupp	D	Colorado Avalanche
Patrick Cote	LW	Dallas Stars
Doug Brown	RW	Detroit Red Wings
Doug Friedman	LW	Edmonton Oilers
Chris Armstrong	D	Florida Panthers
Frederic Chabot	G	Los Angeles Kings
Tomas Vokoun	G	Montreal Canadiens
Mike Dunham	G	New Jersey Devils
J.J. Daigneault	D	New York Islanders
Mike Richter	G	New York Rangers
Denny Lambert	LW	Ottawa Senators
Craig Darby	RW	Philadelphia Flyers
John Slaney	D	Phoenix Coyotes
Tony Hrkac	C	Pittsburgh Penguins
Blair Atcheynum	RW	St. Louis Blues
Al Lafrate	D	San Jose Sharks
Paul Brousseau	RW	Tampa Bay Lightning
Rob Zetter	D	Toronto Maple Leafs
Scott Walker	RW	Vancouver Canucks
Andrew Brunette	LW	Washington Capitals



The Nashville Predator's first-ever draft pick, David Legwand, at the 1998 NHL Entry Draft in Buffalo, New York.  
From left: General Manager David Poile, Legwand, Chief Amateur Scout Craig Channel, Owner Craig Leipold and President Jack Diller

# TEAM HISTORY & RECORDS

## FRANCHISE FIRSTS

### FIRST GAME

October 10, 1998

Florida Panthers 1, Nashville Predators 0

Nashville Arena

**Attendance:** 17,285 (sellout)

**Coaches:** Barry Trotz (head coach), Paul Gardner (assistant coach) and Brent Peterson (assistant coach)

**Captain:** Tom Fitzgerald

### Starting Line-up

Left Wing - Andrew Brunette

Center - Greg Johnson

Right Wing - Sergei Krivokrasov


Defenseman - Joel Bouchard

Defenseman - Bob Boughner

Goaltender - Mike Dunham

**Players Dressed:** Mike Dunham, Jay More, Bob Boughner, Darren Turcotte, Patric Kjellberg, Patrick Cote, Andrew Brunette, Jamie Heward, Tom Fitzgerald, Greg Johnson, Blair Atcheynum, Scott Walker, Sergei Krivokrasov, John Slaney, Denny Lambert, Eric Fichaud, J.J. Daigneault, Brad Smyth, Jeff Nelson, Joel Bouchard

**Did Not Dress:** Ville Peltonen, Drake Berehowsky, Greg de Vries, Jan Vopat, Sebastien Bordeleau



### FIRST WIN

10/13/98 vs. Carolina, 3-2

(Goalie of record: Mike Dunham)

#### At Home:

10/13/98 vs. Carolina, 3-2 (Mike Dunham)

#### On Road:

11/6/98 at Calgary, 2-1 (Mike Dunham)

#### In Overtime:

1/30/99 at New Jersey, 3-2 (Mike Dunham)

#### In Shootout:

10/8/05 vs. Anaheim, 3-2 (Tomas Vokoun)

### FIRST LOSS

10/10/98 vs. Florida, 1-0 (Mike Dunham)

#### At Home:

10/10/98 vs. Florida, 1-0 (Mike Dunham)

#### On Road:

10/17/98 at Ottawa, 3-1 (Mike Dunham)

#### In Overtime:

1/14/99 at Detroit, 2-1 (Tomas Vokoun)

#### In Shootout:

11/5/05 at Los Angeles, 3-2 (Tomas Vokoun)

### FIRST TIE

10/19/98 at Toronto, 2-2 (Mike Dunham)

#### At Home:

12/8/98 vs. Edmonton, 3-3 (Tomas Vokoun)

#### On Road:

10/19/98 at Toronto, 2-2 (Mike Dunham)

### FIRST SCORELESS GAME

3/21/01 at Minnesota (Mike Dunham/Jamie McLennan)

### FIRST GOAL

Andrew Brunette (Bouchard, Johnson), 10/13/98 in

3-2 win vs. Carolina (5:12, 1st per.)

Players on ice: Brunette, Johnson, Krivokrasov, Heward, Bouchard

#### FIRST GOAL AGAINST

Ray Whitney (Murphy, Kvasha), 10/10/98 in 1-0 loss vs.

Florida (2:26, 3rd per.)

### FIRST TWO-GOAL GAME

Sergei Krivokrasov, 10/27/98 in 5-4 win vs. Vancouver

#### FIRST HAT TRICK

Rob Valicevic (3g-0a), 11/10/99 in 4-2 win at Chicago

#### FIRST HAT TRICK AGAINST

Joe Sakic (3g-0a), 2/19/99 in 4-4 tie vs. Colorado

#### FIRST TWO-POINT GAME

Greg Johnson (2a), 10/13/98 in 3-2 win vs. Carolina

#### FIRST THREE-POINT GAME

Sergei Krivokrasov (2g-1a), 10/27/98 in 5-4 win vs.

Vancouver

#### FIRST FOUR-POINT GAME

Sebastien Bordeleau (2g-2a) & Sergei Krivokrasov (2g-

2a), 12/19/98 in 6-4 win at Vancouver

#### FIRST FIVE-POINT GAME

Marek Zidlicky (5a), 2/18/04 in 7-3 win vs. San Jose

#### FIRST 20-GOAL SCORER

Sergei Krivokrasov (reached 20 goals on

3/12/99 vs. Chicago)

#### FIRST 30-GOAL SCORER

Steve Sullivan (reached 30 goals on 3/21/06 at Detroit)

#### FIRST 60-POINT SCORER

Cliff Ronning (reached 60 points on 3/28/00

vs. NY Islanders)

#### FIRST 70-POINT SCORER

Paul Kariya (reached 70 points on 3/25/06 at Los Angeles)

#### FIRST 80-POINT SCORER

Paul Kariya (reached 80 points on 4/15/06 vs. Phoenix)

#### FIRST GAME-WINNING GOAL

J.J. Daigneault (Heward, Johnson), 10/13/98 in 3-2 win

vs. Carolina (12:18, 1st period)

#### FIRST GAME-TYING GOAL

Sergei Krivokrasov (Johnson, Bouchard), 12/8/98 in 3-3

tie vs. Edmonton (14:24, 3rd per.)

#### FIRST EMPTY-NET GOAL

Scott Walker (Daniels), 11/10/98 in 4-2 win at San Jose

(19:48, 3rd per.)

#### FIRST OVERTIME GOAL

Sebastien Bordeleau (Fitzgerald), 1/30/99 in 3-2 win at

New Jersey (2:43, OT)

#### FIRST GOAL BY A GOALTENDER

Chris Mason, 4/15/06 in 5-1 win vs. Phoenix (10:47,

3rd per.)

### FIRST POWER PLAY GOAL

J.J. Daigneault (Heward, Johnson), 10/13/98 in 3-2 win

vs. Carolina (12:18, 1st per.)

#### FIRST POWER PLAY GOAL AGAINST

Ray Whitney (Murphy, Kvasha), 10/10/98 in 1-0 loss vs.

Florida (2:26, 3rd per.)

#### FIRST SHORTHANDED GOAL

Scott Walker (unassisted), 10/24/98 in 5-4 loss at

Chicago (4:31, 1st per.)

#### FIRST SHORTHANDED GOAL AGAINST

Magnus Arvedson (Yashin, Redden), 10/17/98 in 3-1 loss

at Ottawa (8:07, 3rd per.)

#### FIRST MINOR PENALTY

Tom Fitzgerald (high sticking), 10/10/98 in 1-0 loss vs.

Florida (4:09, 1st per.)

#### FIRST MAJOR PENALTY

Patrick Cote (fighting), 10/10/98 in 1-0 loss vs. Florida

(6:52, 1st per.)

#### FIRST GAME MISCONDUCT

Denny Lambert, 10/21/98 in 5-2 loss at Detroit

(14:47, 3rd per.)

#### FIRST PENALTY SHOT

Kimmo Timonen scored on Jeff Hackett, 11/18/99 in 6-1

win vs. Montreal (9:45, 2nd per.)

#### FIRST PENALTY SHOT AGAINST

Shaun Van Allen stopped by Eric Fichaud, 12/1/98 in 3-1

loss at Ottawa (15:42, 3rd per.)

#### FIRST SHOT ON GOAL

Bob Boughner, 10/10/98 in 1-0 loss vs. Florida (7:10, 1st

per. vs. Kirk McLean)

#### FIRST 40+ SHOTS GAME

11/21/98 in 6-3 loss vs. NY Islanders, 42 shots

#### FIRST 50+ SHOTS GAME

10/14/99 in 5-1 loss vs. San Jose, 52 shots

#### FIRST 40+ SAVES GAME

10/21/98 in 5-2 loss at Detroit, Mike Dunham (52 saves)

#### FIRST 50+ SAVES GAME

10/21/98 in 5-2 loss at Detroit, Mike Dunham (52 saves)

#### FIRST SHUTOUT

Tomas Vokoun, 1/15/99 in 2-0 win vs. Phoenix (31 saves)

#### FIRST SHUTOUT AGAINST

Kirk McLean, 10/10/98 in 1-0 loss vs. Florida (26 saves)

# TEAM HISTORY & RECORDS

## ALUMNI REGISTER

Ramzi Abid		LW			#14
YEAR	GP	G	A	PTS	PIM
2006-07	13	1	4	5	13

- Signed as a free agent on July 21, 2006.
- Became a free agent on July 1, 2007.

Jamie Allison		D			#23
YEAR	GP	G	A	PTS	PIM
2003-04	47	0	3	3	76
2005-06	20	0	1	1	45
<b>TOTALS</b>	<b>67</b>	<b>0</b>	<b>4</b>	<b>4</b>	<b>121</b>

- Signed as a free agent on September 10, 2003.
- Claimed on waivers by Florida on February 13, 2006.

Niklas Andersson		LW			#36
YEAR	GP	G	A	PTS	PIM
1999-00	7	0	1	1	0

- Claimed on waivers from NY Islanders on January 20, 2000.
- Claimed on waivers by NY Islanders on February 19, 2000.

Denis Arhipov		C			#25
YEAR	GP	G	A	PTS	PIM
2000-01	40	6	7	13	4
2001-02	82	20	22	42	16
2002-03	79	11	24	35	32
2003-04	72	9	12	21	22
<b>TOTALS</b>	<b>273</b>	<b>46</b>	<b>65</b>	<b>111</b>	<b>74</b>

- Selected by Nashville in the third round (60th overall) of the 1998 NHL Entry Draft.
- Became a free agent on July 1, 2006.

Jason Arnott		C			#19
YEAR	GP	G	A	PTS	PIM
2006-07	68	27	27	54	48
2007-08	79	28	44	72	54
2008-09	65	33	24	57	49
2009-10	63	19	27	46	26
<b>TOTALS</b>	<b>275</b>	<b>107</b>	<b>122</b>	<b>229</b>	<b>177</b>

- Signed as a free agent on July 2, 2006.
- Traded to New Jersey for Matt Halischuk and a second-round selection in the 2011 Entry Draft on June 19, 2010.

Blair Atcheynum		RW			#23
YEAR	GP	G	A	PTS	PIM
1998-99	53	8	6	14	16

- Claimed from St. Louis in the 1998 NHL Expansion Draft on June 26, 1998.
- Traded to St. Louis for a sixth-round selection in the 2000 NHL Entry Draft (Zbynek Irgl) on March 23, 1999.

Kris Beech		C			#15, 56
YEAR	GP	G	A	PTS	PIM
2005-06	5	1	2	3	0

- Acquired from Pittsburgh for a conditional NHL Entry Draft selection (traded to Florida; Florida selected Derrick Lapoint) on September 9, 2005.
- Traded to Washington along with a first-round selection in the 2006 NHL Entry Draft (Semyon Varlamov) for Brendan Witt on March 9, 2006.

Drake Berehowsky		D			#15
YEAR	GP	G	A	PTS	PIM
1998-99	74	2	15	17	140
1999-00	79	12	20	32	87
2000-01	66	6	18	24	100
<b>TOTALS</b>	<b>219</b>	<b>20</b>	<b>53</b>	<b>73</b>	<b>327</b>

- Acquired from Edmonton along with Greg de Vries and Eric Fichaud for Mikhail Shtalenkov and Jim Dowd on October 1, 1998.
- Traded to Vancouver for Atlanta's second-round selection in the 2001 NHL Entry Draft (Timofei Shishkanov) on March 9, 2001.

Bubba Berenzweig		D			#26
YEAR	GP	G	A	PTS	PIM
1999-00	2	0	0	0	0
2000-01	5	0	0	0	0
2001-02	26	3	7	10	14
2002-03	4	0	0	0	0
<b>TOTALS</b>	<b>37</b>	<b>3</b>	<b>7</b>	<b>10</b>	<b>14</b>

- Acquired from NY Islanders for a fourth-round selection (Johan Halvardsson) in the 1999 NHL Entry Draft on April 19, 1999.
- Traded to Dallas along with a conditional selection in the 2004 NHL Entry Draft for Jon Sim on February 17, 2003.

Brandon Bochenski		RW			#24
YEAR	GP	G	A	PTS	PIM
2007-08	8	1	2	3	0

- Acquired from Anaheim for future considerations on February 26, 2008.
- Became a free agent on July 1, 2008.

Alexandre Boikov		D			#38
YEAR	GP	G	A	PTS	PIM
1999-00	2	0	0	0	2
2000-01	8	0	0	0	13
<b>TOTALS</b>	<b>10</b>	<b>0</b>	<b>0</b>	<b>0</b>	<b>15</b>

- Signed as a free agent on July 26, 1999.
- Became a free agent on July 1, 2002.

Brad Bombardir		D			#5
YEAR	GP	G	A	PTS	PIM
2003-04	13	0	0	0	4

- Acquired from Minnesota along with Sergei Zholtok for Buffalo's third-round selection (Clayton Stoner) and a fourth-round selection (Patrick Bordeleau) in the 2004 NHL Entry Draft on March 5, 2004.
- Became a free agent on July 1, 2004.

Sebastien Bordeleau		C			#71
YEAR	GP	G	A	PTS	PIM
1998-99	72	16	24	40	26
1999-00	60	10	13	23	30
2000-01	14	2	3	5	14
<b>TOTALS</b>	<b>146</b>	<b>28</b>	<b>40</b>	<b>68</b>	<b>70</b>

- Acquired from Montreal for future considerations on June 26, 1998.
- Claimed on waivers by St. Louis on March 13, 2001.

Joel Bouchard		D			#42
YEAR	GP	G	A	PTS	PIM
1998-99	64	4	11	15	60
1999-00	52	1	4	5	23
<b>TOTALS</b>	<b>116</b>	<b>5</b>	<b>15</b>	<b>20</b>	<b>83</b>

- Claimed from Calgary in the 1998 Expansion Draft on June 26, 1998.
- Claimed on waivers by Dallas on March 14, 2000.

Bob Boughner		D			#6
YEAR	GP	G	A	PTS	PIM
1998-99	79	3	10	13	137
1999-00	62	2	4	6	97
<b>TOTALS</b>	<b>141</b>	<b>5</b>	<b>14</b>	<b>19</b>	<b>234</b>

- Claimed from Buffalo in the 1998 Expansion Draft on June 26, 1998.
- Traded to Pittsburgh for Pavel Skrbek on March 13, 2000.

Dustin Boyd		C			#14
YEAR	GP	G	A	PTS	PIM
2009-10	18	3	2	5	4

- Acquired from Calgary for a fourth-round pick in the 2010 Entry Draft (Bill Arnold) on March 3, 2010.
- Traded to Montreal along with Dan Ellis for Sergei Kostitsyn on June 29, 2010.

Rich Brennan		D			#14
YEAR	GP	G	A	PTS	PIM
2001-02	4	0	0	0	2

- Signed as a free agent on August 8, 2001.
- Traded to Los Angeles for Brett Hauer on December 18, 2001.

Sheldon Brookbank		D			#34
YEAR	GP	G	A	PTS	PIM
2006-07	3	0	1	1	12

- Signed as a free agent on August 4, 2005.
- Became a free agent on July 1, 2007.

Wade Brookbank		D			#26
YEAR	GP	G	A	PTS	PIM
2003-04	9	0	0	0	38

- Claimed from Ottawa in the 2003 NHL Waiver Draft on October 3, 2003.
- Traded to Vancouver for future considerations on December 17, 2003.

# TEAM HISTORY & RECORDS

## ALUMNI REGISTER

### Andrew Brunette LW #19

YEAR	GP	G	A	PTS	PIM
1998-99	77	11	20	31	26

- Claimed from Washington in the 1998 NHL Expansion Draft on June 26, 1998.
- Traded to Atlanta for a conditional selection in the 2000 NHL Entry Draft (Matt Hendricks) on June 21, 1999.

### Marian Cisar RW #39

YEAR	GP	G	A	PTS	PIM
1999-00	3	0	0	0	4
2000-01	60	12	15	27	45
2001-02	10	1	2	3	8
<b>TOTALS</b>	<b>73</b>	<b>13</b>	<b>17</b>	<b>30</b>	<b>57</b>

- Acquired from Los Angeles for future considerations on June 1, 1998.
- Became a free agent on July 1, 2007.

### Greg Classen C #9

YEAR	GP	G	A	PTS	PIM
2000-01	27	2	4	6	14
2001-02	55	5	6	11	30
2002-03	8	0	0	0	4
<b>TOTALS</b>	<b>90</b>	<b>7</b>	<b>10</b>	<b>17</b>	<b>48</b>

- Signed as a free agent on March 27, 2000.
- Became a free agent on July 1, 2004.
- Signed as a free agent on August 31, 2005.
- Became a free agent on July 15, 2006.

### Patrick Cote LW #17

YEAR	GP	G	A	PTS	PIM
1998-99	70	1	2	3	242
1999-00	21	0	0	0	70
<b>TOTALS</b>	<b>91</b>	<b>1</b>	<b>2</b>	<b>3</b>	<b>312</b>

- Claimed from Dallas in the 1998 NHL Expansion Draft on June 26, 1998.
- Traded to Edmonton for a fifth-round selection in the 2000 NHL Entry Draft (Matt Koalska) on June 12, 2000.

### Phil Crowe RW #26

YEAR	GP	G	A	PTS	PIM
1999-00	4	0	0	0	10

- Acquired from Atlanta for future considerations on June 26, 1999.
- Became a free agent on July 1, 2000.

### J.J. Daigneault D #36

YEAR	GP	G	A	PTS	PIM
1998-99	35	2	2	4	38

- Claimed from NY Islanders in the 1998 NHL Expansion Draft on June 26, 1998.
- Traded to Phoenix for future considerations on January 13, 1999.

### Jeff Daniels LW #32

YEAR	GP	G	A	PTS	PIM
1998-99	9	1	3	4	2

- Claimed from Carolina in the 1998 NHL Expansion Draft on June 26, 1998.
- Became a free agent on July 1, 1999.

### Mathieu Darche LW #32

YEAR	GP	G	A	PTS	PIM
2003-04	2	0	0	0	0

- Signed as a free agent on September 10, 2003.

- Became a free agent on July 1, 2004.

### Andy Delmore D #5

YEAR	GP	G	A	PTS	PIM
2001-02	73	16	22	38	22
2002-03	71	18	16	34	28
<b>TOTALS</b>	<b>144</b>	<b>34</b>	<b>38</b>	<b>72</b>	<b>50</b>

- Acquired from Philadelphia for a third-round selection in the 2002 NHL Entry Draft (traded to Phoenix; Phoenix selected Joe Callahan) on July 31, 2001.

- Traded to Buffalo for a third-round selection in the 2004 NHL Entry Draft (traded to Minnesota; Minnesota selected Clayton Stoner) on June 27, 2003.

### Greg de Vries D #7

YEAR	GP	G	A	PTS	PIM
1998-99	6	0	0	0	4
2007-08	77	4	11	15	71
2008-09	71	1	4	5	65
<b>TOTALS</b>	<b>154</b>	<b>5</b>	<b>15</b>	<b>20</b>	<b>140</b>

- Acquired from Edmonton with Eric Fichaud and Drake Berezhkovsky for Mikhail Shtalenkov and Jim Dowd on October 1, 1998.

- Traded to Colorado for a third-round selection in the 1999 Entry Draft (traded to Colorado; Colorado selected Branko Radivojevic) on October 24, 1998.

- Signed as a free agent on July 2, 2007.

- Became a free agent on July 1, 2009.

### Steve Dubinsky C #14

YEAR	GP	G	A	PTS	PIM
2001-02	26	5	2	7	10

- Acquired from Chicago for future considerations on February 6, 2002.

- Became a free agent on July 1, 2002.

### Mark Eaton D #4

YEAR	GP	G	A	PTS	PIM
2000-01	34	3	8	11	14
2001-02	58	3	5	8	24
2002-03	50	2	7	9	22
2003-04	75	4	9	13	26
2005-06	69	3	1	4	44
<b>TOTALS</b>	<b>286</b>	<b>15</b>	<b>30</b>	<b>45</b>	<b>130</b>

- Acquired from Philadelphia for Detroit's third-round selection in the 2001 NHL Entry Draft (Patrick Sharp) on September 29, 2000.

- Became a free agent on July 1, 2006.

### Mike Farrell D #40

YEAR	GP	G	A	PTS	PIM
2003-04	1	0	0	0	0

- Acquired from Washington for Alexander Riazantsev on July 14, 2003.

- Became a free agent on July 1, 2004.

### Vernon Fiddler C #38

YEAR	GP	G	A	PTS	PIM
2002-03	19	4	2	6	14
2003-04	17	0	0	0	23
2005-06	40	8	4	12	42
2006-07	72	11	15	26	40
2007-08	79	11	21	32	47
2008-09	78	11	6	17	24
<b>TOTALS</b>	<b>305</b>	<b>45</b>	<b>48</b>	<b>93</b>	<b>190</b>

- Signed as a free agent on May 6, 2002.

- Became a free agent on July 1, 2009.

### Tom Fitzgerald RW #21

YEAR	GP	G	A	PTS	PIM
1998-99	80	13	19	32	48
1999-00	82	13	9	22	66
2000-01	82	9	9	18	71
2001-02	63	7	9	16	33
<b>TOTALS</b>	<b>307</b>	<b>42</b>	<b>46</b>	<b>88</b>	<b>218</b>

- Signed as a free agent on July 6, 1998.

- Traded to Chicago for a fourth-round selection in the 2003 NHL Entry Draft (traded to Anaheim; Anaheim selected Nathan Saunders) and future considerations on March 13, 2002.

### Rory Fitzpatrick D #49

YEAR	GP	G	A	PTS	PIM
2000-01	2	0	0	0	2

- Acquired from St. Louis for Dan Keczmer on February 9, 2000.

- Traded to Edmonton for future considerations on January 12, 2001.

### Peter Forsberg C #21

YEAR	GP	G	A	PTS	PIM
2006-07	17	2	13	15	16

- Acquired from Philadelphia for Scottie Upshall, Ryan Parent and a first-round (traded to Nashville; Nashville selected Jonathan Blum) and third-round (traded to Washington; Washington selected Phil Desimone) selection in the 2007 NHL Entry Draft on February 15, 2007.

- Became a free agent on July 1, 2007.

### Doug Friedman LW #8

YEAR	GP	G	A	PTS	PIM
1998-99	2	0	1	1	14

- Claimed from Edmonton in the 1998 NHL Expansion Draft on June 26, 1998.

- Became a free agent on July 1, 1999.

# TEAM HISTORY & RECORDS

## ALUMNI REGISTER

Simon Gamache		LW		#20, 41	
YEAR	GP	G	A	PTS	PIM
2003-04	7	1	0	1	0
2005-06	11	0	0	0	0
<b>TOTALS</b>	<b>18</b>	<b>1</b>	<b>0</b>	<b>1</b>	<b>0</b>

- Acquired from Atlanta with Kirill Safronov for Tomas Kloucek and Ben Simon on December 2, 2003.
- Claimed on waivers by St. Louis on November 29, 2005.
- Claimed on waivers from St. Louis on January 28, 2006.
- Became a free agent on July 1, 2006.

Martin Gelinas		LW		#23	
YEAR	GP	G	A	PTS	PIM
2007-08	57	9	11	20	20

- Signed as a free agent on July 26, 2007.
- Became a free agent on July 1, 2008.

Brent Gilchrist		LW		#41	
YEAR	GP	G	A	PTS	PIM
2002-03	41	1	2	3	14

- Signed as a free agent on July 11, 2002.
- Became a free agent on July 1, 2003.

David Gosselin		LW		#40	
YEAR	GP	G	A	PTS	PIM
1999-00	10	2	1	3	6
2001-02	3	0	0	0	5
<b>TOTALS</b>	<b>13</b>	<b>2</b>	<b>1</b>	<b>3</b>	<b>11</b>

- Signed as a free agent on July 9, 1998.
- Traded to Dallas along with a fifth-round selection in the 2003 NHL Entry Draft (Eero Kilpelainen) for Ed Belfour and Cameron Mann on June 29, 2002.

Triston Grant		LW		#21	
YEAR	GP	G	A	PTS	PIM
2009-10	3	0	0	0	9

- Acquired from Philadelphia along with a seventh-round pick in the 2009 Entry Draft (traded to St. Louis; St. Louis selected Maxwell Tardy) for defenseman Janne Niskala on June 24, 2008.
- Became a free agent on July 1, 2010.

Denis Grebeshkov		D		#37	
YEAR	GP	G	A	PTS	PIM
2009-10	4	1	1	2	6

- Acquired from Edmonton for a second-round selection in the 2010 Entry Draft (Curtis Hamilton).
- Became a free agent on July 1, 2010.

Stu Grimson		LW		#8	
YEAR	GP	G	A	PTS	PIM
2001-02	30	1	1	2	76

- Signed as a free agent on July 2, 2001.
- Became a free agent on July 1, 2003.

Ben Guite		RW		#24	
YEAR	GP	G	A	PTS	PIM
2009-10	6	0	0	0	4

- Signed as a free agent on July 4, 2009.
- Became a free agent on July 1, 2010.

Sean Haggerty		LW		#36	
YEAR	GP	G	A	PTS	PIM
2000-01	3	0	1	1	0

- Claimed on waivers from NY Islanders on May 23, 2000.
- Became a free agent on July 1, 2001.

Dan Hamhuis		D		#2	
YEAR	GP	G	A	PTS	PIM
2003-04	80	7	19	26	57
2005-06	82	7	31	38	70
2006-07	81	6	14	20	66
2007-08	80	4	23	27	66
2008-09	82	3	23	26	67
2009-10	78	5	19	24	49
<b>TOTALS</b>	<b>483</b>	<b>32</b>	<b>129</b>	<b>161</b>	<b>375</b>

- Selected by Nashville in the first round (12th overall) of the 2001 NHL Entry Draft.
- Traded to Philadelphia for Ryan Parent on June 19, 2010.

Adam Hall		RW		#18, 34	
YEAR	GP	G	A	PTS	PIM
2001-02	1	0	1	1	0
2002-03	79	16	12	28	31
2003-04	79	13	14	27	37
2005-06	75	14	15	29	40
<b>TOTALS</b>	<b>234</b>	<b>43</b>	<b>42</b>	<b>85</b>	<b>108</b>

- Selected by Nashville in the second round (52nd overall) of the 1999 NHL Entry Draft.
- Traded to NY Rangers for Dominic Moore on July 19, 2006.

Scott Hartnell		LW		#17	
YEAR	GP	G	A	PTS	PIM
2000-01	75	2	14	16	48
2001-02	75	14	27	41	111
2002-03	82	12	22	34	101
2003-04	59	18	15	33	87
2005-06	81	25	23	48	101
2006-07	64	22	17	39	96
<b>TOTALS</b>	<b>436</b>	<b>93</b>	<b>118</b>	<b>211</b>	<b>544</b>

- Selected by Nashville in the first round (sixth overall) of the 2000 NHL Entry Draft.
- Traded to Philadelphia along with Kimmo Timonen for a first-round selection in the 2007 NHL Entry Draft (Jonathan Blum) on June 18, 2007.

Brett Hauer		D		#14	
YEAR	GP	G	A	PTS	PIM
2001-02	3	0	0	0	6

- Acquired from Los Angeles for Rich Brennan on December 18, 2001.
- Became a free agent on July 17, 2002.

Darren Haydar		RW		#54	
YEAR	GP	G	A	PTS	PIM
2002-03	2	0	0	0	0

- Selected by Nashville in the ninth round (248th overall) of the 1999 NHL Entry Draft.
- Became a free agent on July 1, 2006.

Matt Henderson		LW		#47	
YEAR	GP	G	A	PTS	PIM
1998-99	2	0	0	0	2

- Signed as a free agent on July 13, 1998.
- Traded to Philadelphia for Paul Healey on September 27, 1999.

Jukka Hentunen		RW		#27	
YEAR	GP	G	A	PTS	PIM
2001-02	10	2	2	4	0

- Acquired from Calgary for a conditional selection in the 2003 NHL Entry Draft on March 17, 2002.
- Became a free agent on July 1, 2006.

Jamie Heward		D		#20	
YEAR	GP	G	A	PTS	PIM
1998-99	63	6	12	18	44

- Signed as a free agent on August 6, 1998.
- Became a free agent on July 1, 1999.

Jan Hlavac		LW		#17	
YEAR	GP	G	A	PTS	PIM
2007-08	18	3	10	13	8

- Acquired from Tampa Bay for a seventh-round selection in the 2008 NHL Entry Draft (traded to Philadelphia; Philadelphia selected Joacim Eriksson) on February 26, 2008.
- Became a free agent on July 1, 2008.

Shane Hnidy		D		#34	
YEAR	GP	G	A	PTS	PIM
2003-04	9	0	2	2	10

- Acquired from Ottawa for Colorado's third-round choice in the 2004 NHL Entry Draft (Peter Regin) on March 9, 2004.
- Traded to Atlanta for a fourth-round selection in the 2006 NHL Entry Draft (Niko Snellman) on July 30, 2005.

Darcy Hordichuk		LW		#16	
YEAR	GP	G	A	PTS	PIM
2005-06	74	7	6	13	163
2006-07	53	1	3	4	90
2007-08	45	1	2	3	60
<b>TOTALS</b>	<b>172</b>	<b>9</b>	<b>11</b>	<b>20</b>	<b>313</b>

- Acquired from Florida for a fourth-round selection in the 2005 NHL Entry Draft (Matt Duffy) on July 27, 2005.
- Traded to Carolina along with a fifth-round selection in the 2010 NHL Entry Draft for a fifth-round selection in the 2009 NHL Entry Draft (traded to Tampa Bay; Tampa Bay selected Michael Zador) on June 19, 2008.

# TEAM HISTORY & RECORDS

## ALUMNI REGISTER

### Bill Houlder D #23, 3

YEAR	GP	G	A	PTS	PIM
1999-00	57	2	12	14	24
2000-01	81	4	12	16	40
2001-02	82	0	8	8	40
2002-03	82	2	4	6	46
<b>TOTALS</b>	<b>302</b>	<b>8</b>	<b>36</b>	<b>44</b>	<b>150</b>

- Claimed on waivers from Tampa Bay on November 10, 1999.
- Became a free agent on July 1, 2003.

### Cale Hulse D #32

YEAR	GP	G	A	PTS	PIM
2000-01	82	1	7	8	128
2001-02	63	0	2	2	121
2002-03	80	2	6	8	121
<b>TOTALS</b>	<b>225</b>	<b>3</b>	<b>15</b>	<b>18</b>	<b>370</b>

- Acquired from Calgary along with a third-round selection in the 2001 NHL Entry Draft (Denis Platonov) for Sergei Krivokrasov on March 14, 2000.
- Became a free agent on July 1, 2003.

### Andrew Hutchinson D #42

YEAR	GP	G	A	PTS	PIM
2003-04	18	4	4	8	4

- Selected by Nashville in the second round (54th overall) of the 1999 NHL Entry Draft on June 26, 1999.
- Traded to Carolina for a third-round selection in the 2005 NHL Entry Draft (Teemu Laakso) on July 29, 2005.

### Andreas Johansson LW #21

YEAR	GP	G	A	PTS	PIM
2002-03	56	20	17	37	22
2003-04	47	12	15	27	26
<b>TOTALS</b>	<b>103</b>	<b>32</b>	<b>32</b>	<b>64</b>	<b>48</b>

- Signed as a free agent on September 4, 2002.
- Became a free agent on July 1, 2004.

### Greg Johnson C #22

YEAR	GP	G	A	PTS	PIM
1998-99	68	16	34	50	24
1999-00	82	11	33	44	40
2000-01	82	15	17	32	46
2001-02	82	18	26	44	38
2002-03	38	8	9	17	22
2003-04	82	14	18	32	33
2005-06	68	11	8	19	10
<b>TOTALS</b>	<b>502</b>	<b>93</b>	<b>145</b>	<b>238</b>	<b>213</b>

- Claimed from Chicago in the 1998 NHL Expansion Draft on June 26, 1998.
- Became a free agent on July 1, 2006.

### Ryan Jones RW #28

YEAR	GP	G	A	PTS	PIM
2008-09	46	7	10	17	22
2009-10	41	7	4	11	18
<b>TOTALS</b>	<b>87</b>	<b>14</b>	<b>14</b>	<b>28</b>	<b>40</b>

- Acquired from Minnesota along with a second-round selection in the 2009 NHL Entry Draft (Charles-Olivier Roussel) for defenseman Marek Zidlicky on July 1, 2008.
- Claimed on waivers by Edmonton on March 3, 2010.

### Jere Karalahti D #13, 16

YEAR	GP	G	A	PTS	PIM
2001-02	15	0	1	1	12

- Acquired from Los Angeles along with a conditional selection in the 2003 NHL Entry Draft (Teemu Lassila) for Cliff Ronning on March 16, 2002.
- Became a free agent on July 1, 2003.

### Paul Kariya LW #9

YEAR	GP	G	A	PTS	PIM
2005-06	82	31	54	85	40
2006-07	82	24	52	76	36
<b>TOTALS</b>	<b>164</b>	<b>55</b>	<b>106</b>	<b>161</b>	<b>76</b>

- Signed as a free agent on August 5, 2005.
- Became a free agent on July 1, 2007.

### Dan Kecmer D #2

YEAR	GP	G	A	PTS	PIM
1998-99	16	0	0	0	12
1999-00	24	0	5	5	28
<b>TOTALS</b>	<b>40</b>	<b>0</b>	<b>5</b>	<b>5</b>	<b>40</b>

- Claimed on waivers from Dallas on March 12, 1999.
- Traded to St. Louis for Rory Fitzpatrick on February 9, 2000.

### Patric Kjellberg RW #10

YEAR	GP	G	A	PTS	PIM
1998-99	71	11	20	31	24
1999-00	82	23	23	46	14
2000-01	81	14	31	45	12
2001-02	12	1	3	4	6
<b>TOTALS</b>	<b>246</b>	<b>49</b>	<b>77</b>	<b>126</b>	<b>56</b>

- Signed as a free agent on June 27, 1998.
- Traded to Anaheim for Petr Tenkrat on November 1, 2001.

### Tomas Kloucek D #28, 5

YEAR	GP	G	A	PTS	PIM
2002-03	3	0	0	0	2
2003-04	5	0	1	1	10
<b>TOTALS</b>	<b>8</b>	<b>0</b>	<b>1</b>	<b>1</b>	<b>12</b>

- Acquired from the NY Rangers along with Rem Murray and Marek Zidlicky for Mike Dunham on December 12, 2002.
- Traded to Atlanta along with Ben Simon for Simon Gamache and Kirill Safronov on December 2, 2003.

### Ville Koistinen D #4

YEAR	GP	G	A	PTS	PIM
2007-08	48	4	13	17	18
2008-09	38	3	8	11	14
<b>TOTALS</b>	<b>86</b>	<b>7</b>	<b>21</b>	<b>28</b>	<b>32</b>

- Signed as a free agent on May 18, 2006.
- Became a free agent on July 1, 2009.

### Sergei Krivokrasov RW #25

YEAR	GP	G	A	PTS	PIM
1998-99	70	25	23	48	42
1999-00	63	9	17	26	40
<b>TOTALS</b>	<b>133</b>	<b>34</b>	<b>40</b>	<b>74</b>	<b>82</b>

- Acquired from Chicago for future considerations on June 26, 1998.
- Traded to Calgary for Cale Hulse and a third-round selection in the 2001 NHL Entry Draft (Denis Platonov) on March 14, 2000.

### Josh Langfeld C #15

YEAR	GP	G	A	PTS	PIM
2007-08	2	0	0	0	0

- Signed as a free agent on September 4, 2007.
- Became a free agent on July 1, 2008.

### Denny Lambert LW #28

YEAR	GP	G	A	PTS	PIM
1998-99	76	5	11	16	218

- Claimed from Ottawa in the 1998 NHL Expansion Draft on June 26, 1998.
- Traded to Atlanta for Randy Robitaille on August 16, 1999.

### Patrick Leahy RW #28

YEAR	GP	G	A	PTS	PIM
2006-07	1	0	0	0	0

- Signed as a free agent on July 17, 2006.
- Became a free agent on July 1, 2007.

### Mikko Lehtonen D #42

YEAR	GP	G	A	PTS	PIM
2006-07	15	1	2	3	8

- Selected by Nashville in the ninth round (271st overall) of the 2001 NHL Entry Draft.
- Traded to Buffalo for a fourth-round selection in the 2007 NHL Entry Draft (Mark Santorelli) on February 27, 2007.

### Richard Lintner D #41

YEAR	GP	G	A	PTS	PIM
1999-00	33	1	5	6	22
2000-01	50	3	5	8	22
<b>TOTALS</b>	<b>83</b>	<b>4</b>	<b>10</b>	<b>14</b>	<b>44</b>

- Acquired from Phoenix along with Cliff Ronning for future considerations on October 31, 1998.
- Traded to NY Rangers for Peter Smrek on March 19, 2002.

# TEAM HISTORY & RECORDS

## ALUMNI REGISTER

Cameron Mann		RW		#28	
YEAR	GP	G	A	PTS	PIM

- 2002-03 4 0 0 0 0
- Acquired from Dallas along with Ed Belfour for David Gosselin and a fifth-round selection in the 2003 NHL Entry Draft (Eero Kilpelainen) on June 29, 2002.
- Became a free agent on July 1, 2003.

Danny Markov		D		#55	
YEAR	GP	G	A	PTS	PIM

- 2005-06 58 0 11 11 62
- Acquired from Philadelphia for a third-round selection in the 2006 NHL Entry Draft (traded to Los Angeles; Los Angeles selected Bud Holloway) on August 2, 2005.
- Became a free agent on July 1, 2006.

Jim McKenzie		LW		#19	
YEAR	GP	G	A	PTS	PIM

- 2003-04 61 1 3 4 88
- Signed as a free agent on July 22, 2003.
- Became a free agent on August 1, 2005.

Craig Millar		D		#8	
YEAR	GP	G	A	PTS	PIM

- 1999-00 57 3 11 14 28
- 2000-01 5 0 0 0 6
- TOTALS 62 3 11 14 34**
- Acquired from Edmonton for Detroit's third-round selection in the 1999 NHL Entry Draft (Mike Comrie) on June 26, 1999.
- Claimed on waivers by Tampa Bay on October 25, 2000.

Jay More		D		#4	
YEAR	GP	G	A	PTS	PIM

- 1998-99 18 0 2 2 18
- Signed as a free agent on June 4, 1998.
- Became a free agent on July 1, 2001.

Jason Morgan		C		#45	
YEAR	GP	G	A	PTS	PIM

- 2003-04 6 0 2 2 2
- Claimed on waivers from Calgary on December 31, 2003.
- Claimed on waivers by Calgary on February 19, 2004.

Marc Moro		D		#33, 16	
YEAR	GP	G	A	PTS	PIM

- 1999-00 8 0 0 0 40
- 2000-01 6 0 0 0 12
- 2001-02 13 0 0 0 23
- TOTALS 27 0 0 0 75**
- Acquired from Anaheim along with Chris Mason for Dominic Roussel on October 5, 1998.
- Traded to Toronto for D.J. Smith and Marty Wilford on March 1, 2002.

Mark Mowers		C		#18	
YEAR	GP	G	A	PTS	PIM

- 1998-99 30 0 6 6 4
- 1999-00 41 4 5 9 10
- 2001-02 14 1 2 3 2
- TOTALS 85 5 13 18 16**
- Signed as a free agent on June 11, 1998.
- Became a free agent on July 1, 2002.

Rem Murray		LW		#15	
YEAR	GP	G	A	PTS	PIM

- 2002-03 53 6 13 19 18
- 2003-04 39 8 9 17 12
- TOTALS 92 14 22 36 30**
- Acquired from the NY Rangers along with Tomas Kloucek and Marek Zidlicky for Mike Dunham on December 12, 2002.
- Became a free agent on July 1, 2004.

Brantt Myhres		RW		#74	
YEAR	GP	G	A	PTS	PIM

- 2000-01 20 0 0 0 28
- Signed as a free agent on August 15, 2000.
- Traded to Washington for future considerations on February 1, 2001.

John Namestnikov		D		#20	
YEAR	GP	G	A	PTS	PIM

- 1999-00 2 0 0 0 2
- Acquired from NY Rangers for Jason Dawe on February 2, 2000.
- Became a free agent on July 1, 2001.

Stan Neckar		D		#6	
YEAR	GP	G	A	PTS	PIM

- 2003-04 1 0 1 1 0
- Signed as a free agent on November 26, 2003.
- Traded to Tampa Bay for a sixth-round selection in the 2004 NHL Entry Draft (Kevin Schaeffer) on March 9, 2004.

Jeff Nelson		C		#7	
YEAR	GP	G	A	PTS	PIM

- 1998-99 9 2 1 3 2
- Signed as a free agent on August 19, 1998.
- Traded to Washington for future considerations on June 22, 1999.

Scott Nichol		C		#12	
YEAR	GP	G	A	PTS	PIM

- 2005-06 34 3 3 6 79
- 2006-07 59 7 6 13 79
- 2007-08 73 10 8 18 72
- 2008-09 43 4 6 10 41
- TOTALS 209 24 23 47 271**
- Signed as a free agent on August 6, 2005.
- Became a free agent on July 1, 2009.

Peter Olvecky		LW		#36	
YEAR	GP	G	A	PTS	PIM

- 2009-10 1 0 0 0 0
- Signed as a free agent on July 16, 2009.
- Became a free agent on July 1, 2010.

Vladimir Orszagh		RW		#33	
YEAR	GP	G	A	PTS	PIM

- 2001-02 79 15 21 36 56
- 2002-03 78 16 16 32 38
- 2003-04 82 16 21 37 74
- TOTALS 239 47 58 105 168**
- Signed as a free agent on June 1, 2001.
- Became a free agent on August 1, 2005.

Jed Ortmeyer		RW		#41	
YEAR	GP	G	A	PTS	PIM

- 2007-08 51 4 4 8 32
- 2008-09 2 0 0 0 0
- TOTALS 53 4 4 8 32**
- Signed as a free agent on July 2, 2007.
- Became a free agent on July 1, 2009.

Denis Pederson		C		#16	
YEAR	GP	G	A	PTS	PIM

- 2002-03 43 4 6 10 39
- Signed as a free agent on July 24, 2002.
- Became a free agent on July 1, 2003.

Ville Peltonen		LW		#16	
YEAR	GP	G	A	PTS	PIM

- 1998-99 14 5 5 10 2
- 1999-00 79 6 22 28 22
- 2000-01 23 3 1 4 2
- TOTALS 116 14 28 42 26**
- Acquired from San Jose for a fifth-round selection in the 1998 NHL Entry Draft (traded to Phoenix; Phoenix selected Josh Blackburn) on June 26, 1998.
- Became a free agent on July 1, 2001.

Yanic Perreault		C		#94	
YEAR	GP	G	A	PTS	PIM

- 2005-06 69 22 35 57 30
- Signed as a free agent on October 3, 2005.
- Became a free agent on July 1, 2006.

Nathan Perrott		RW		#20	
YEAR	GP	G	A	PTS	PIM

- 2001-02 22 1 2 3 74
- 2002-03 1 0 0 0 5
- TOTALS 23 1 2 3 79**
- Acquired from Chicago for a conditional selection in the 2003 NHL Entry Draft on October 9, 2001.
- Traded to Toronto for Bob Wren on December 31, 2002.

# TEAM HISTORY & RECORDS

## ALUMNI REGISTER

### Rich Peverley C #37

YEAR	GP	G	A	PTS	PIM
2006-07	13	0	1	1	0
2007-08	33	5	5	10	8
2008-09	27	2	7	9	15
<b>TOTALS</b>	<b>73</b>	<b>7</b>	<b>13</b>	<b>20</b>	<b>23</b>

- Signed as a free agent on January 17, 2007.
- Claimed on waivers by Atlanta on January 10, 2008.

### Oleg Petrov LW #14, 20

YEAR	GP	G	A	PTS	PIM
2002-03	17	2	2	4	2

- Acquired from Montreal for a fourth-round selection in the 2003 NHL Entry Draft (traded to Washington; Washington selected Andreas Valdik) on March 3, 2003.
- Became a free agent on July 1, 2003.

### Domenic Pittis C #39

YEAR	GP	G	A	PTS	PIM
2002-03	2	0	0	0	2

- Signed as a free agent on July 24, 2002.
- Became a free agent on July 1, 2003.

### Libor Pivko LW #47

YEAR	GP	G	A	PTS	PIM
2003-04	1	0	0	0	0

- Selected by Nashville in the third round (89th overall) of the 2000 NHL Entry Draft.
- Traded to Pittsburgh along with Dominic Moore for a third-round selection in the 2007 NHL Entry Draft (Ryan Thang) on July 19, 2006.

### Randy Robitaille C #27

YEAR	GP	G	A	PTS	PIM
1999-00	69	11	14	25	10
2000-01	62	9	17	26	12
<b>TOTALS</b>	<b>131</b>	<b>20</b>	<b>31</b>	<b>51</b>	<b>22</b>

- Acquired from Atlanta for Denny Lambert on August 16, 1999.
- Became a free agent on July 1, 2001.
- Signed as a free agent on August 19, 2005.
- Claimed on waivers by Minnesota on October 4, 2005.

### Cliff Ronning C #7

YEAR	GP	G	A	PTS	PIM
1998-99	72	18	35	53	40
1999-00	82	26	36	62	34
2000-01	80	19	43	62	28
2001-02	67	18	31	49	24
<b>TOTALS</b>	<b>301</b>	<b>81</b>	<b>145</b>	<b>226</b>	<b>126</b>

- Acquired from Phoenix along with Richard Lintner for future considerations on October 31, 1998.
- Traded to Los Angeles for Jere Karalahti and a conditional selection in the 2003 NHL Entry Draft (Teemu Lassila) on March 16, 2002.

### Michael Santorelli RW #18, 53

YEAR	GP	G	A	PTS	PIM
2008-09	7	0	0	0	2
2009-10	25	2	1	3	8

- Selected by Nashville in the sixth round (178th overall) of the 2004 Entry Draft.
- Traded to Florida for a conditional fifth-round selection in the 2011 Entry Draft on August 5, 2010.

### Yves Sarault LW #12

YEAR	GP	G	A	PTS	PIM
2001-02	1	0	0	0	0

- Claimed on waivers from Atlanta on June 19, 2001.
- Traded to Philadelphia along with a conditional selection in the 2003 NHL Entry Draft for Jason Beckett and Petr Hubacek on January 11, 2002.

### Dave Scatchard RW #38

YEAR	GP	G	A	PTS	PIM
2009-10	16	3	2	5	17

- Signed as a free agent on October 7, 2009.
- Became a free agent on July 1, 2010.

### Robert Schnabel D #42, 36

YEAR	GP	G	A	PTS	PIM
2001-02	1	0	0	0	0
2002-03	1	0	0	0	0
2003-04	20	0	3	3	34
<b>TOTALS</b>	<b>22</b>	<b>0</b>	<b>3</b>	<b>3</b>	<b>34</b>

- Claimed on waivers from Phoenix on January 2, 2001.
- Became a free agent on July 1, 2004.

### Timofei Shishkanov LW #16

YEAR	GP	G	A	PTS	PIM
2003-04	2	0	0	0	0

- Selected by Nashville in the second round (33rd overall) of the 2001 NHL Entry Draft.
- Traded to St. Louis for Mike Sillinger on January 29, 2006.

### Mike Sillinger C #81

YEAR	GP	G	A	PTS	PIM
2005-06	31	10	12	22	14

- Acquired from St. Louis for Timofei Shishkanov on January 29, 2006.
- Became a free agent on July 1, 2006.

### Jon Sim C #14

YEAR	GP	G	A	PTS	PIM
2002-03	4	1	0	1	0

- Acquired from Dallas for Bubba Berenzweig and a conditional selection in the 2004 NHL Entry Draft on February 17, 2003.
- Claimed on waivers by Los Angeles on March 8, 2003.

### Reid Simpson LW #12

YEAR	GP	G	A	PTS	PIM
2001-02	26	5	0	5	69
2002-03	26	0	1	1	56
<b>TOTALS</b>	<b>52</b>	<b>5</b>	<b>1</b>	<b>6</b>	<b>125</b>

- Claimed on waivers from Montreal on January 30, 2002.
- Became a free agent on July 1, 2003.

### Kariis Skrastins D #3, 40

YEAR	GP	G	A	PTS	PIM
1998-99	2	0	1	1	0
1999-00	59	5	6	11	20
2000-01	82	1	11	12	30
2001-02	82	4	13	17	36
2002-03	82	3	10	13	44
<b>TOTALS</b>	<b>307</b>	<b>13</b>	<b>41</b>	<b>54</b>	<b>130</b>

- Selected by Nashville in the ninth round (230th overall) of the 1998 NHL Entry Draft.
- Traded to Colorado for a third-round selection in the 2004 NHL Entry Draft (traded to Ottawa; Ottawa selected Peter Regin) on June 30, 2003.

### Pavel Skrbek D #42

YEAR	GP	G	A	PTS	PIM
2000-01	5	0	0	0	4
2001-02	3	0	0	0	2
<b>TOTALS</b>	<b>8</b>	<b>0</b>	<b>0</b>	<b>0</b>	<b>6</b>

- Acquired from Pittsburgh for Bob Boughner on March 13, 2000.
- Became a free agent on July 1, 2007.

### John Slaney D #27

YEAR	GP	G	A	PTS	PIM
1998-99	46	2	12	14	14

- Claimed from Phoenix in the 1998 NHL Expansion Draft on June 26, 1998.
- Became a free agent on July 1, 1999.

### Wyatt Smith C #46

YEAR	GP	G	A	PTS	PIM
2002-03	11	1	0	1	0
2003-04	18	3	1	4	2
<b>TOTALS</b>	<b>29</b>	<b>4</b>	<b>1</b>	<b>5</b>	<b>2</b>

- Signed as a free agent on July 15, 2002.
- Became a free agent on August 1, 2005.

### Brad Smyth RW #12

YEAR	GP	G	A	PTS	PIM
1998-99	3	0	0	0	6

- Signed as a free agent on July 16, 1998.
- Traded to NY Rangers for future considerations on May 3, 1999.



# TEAM HISTORY & RECORDS

## ALUMNI REGISTER

Jeremy Stevenson		LW			#28
YEAR	GP	G	A	PTS	PIM
2000-01	8	1	0	1	39
2001-02	4	0	0	0	9
2003-04	53	5	4	9	103
2005-06	35	4	3	7	74
<b>TOTALS</b>	<b>100</b>	<b>10</b>	<b>7</b>	<b>17</b>	<b>225</b>

- Signed as a free agent on September 25, 2000.
- Became a free agent on July 1, 2002.
- Claimed on waivers from Minnesota on October 22, 2003.
- Claimed on waivers by Dallas on February 15, 2006.

Petr Sykora		C			#50
YEAR	GP	G	A	PTS	PIM
1998-99	2	0	0	0	0

- Acquired from Detroit along with a third-round selection in the 1999 NHL Entry Draft (traded to Edmonton; Edmonton selected Mike Comrie) and a conditional selection in the 1999 NHL Entry Draft (Alexandre Krevsun) for Doug Brown on July 14, 1998.
- Traded to Washington for a third-round selection in the 2003 NHL Entry Draft (Paul Brown) on June 22, 2002.

Nick Tarnasky		LW			#74
YEAR	GP	G	A	PTS	PIM
2008-09	11	0	1	1	17

- Acquired from Tampa Bay for a sixth-round selection in the 2009 Entry Draft (Jaroslav Janus) on September 29, 2008.
- Traded to Florida for forward Wade Belak on November 27, 2008.

Petr Tenkrat		RW			#15
YEAR	GP	G	A	PTS	PIM
2001-02	58	8	16	24	28

- Acquired from Anaheim for Patric Kjellberg on November 1, 2001.
- Claimed by Florida in the 2002 NHL Waiver Draft on October 4, 2002.

Kimmo Timonen		D			#44
YEAR	GP	G	A	PTS	PIM
1998-99	50	4	8	12	30
1999-00	51	8	25	33	26
2000-01	82	12	13	25	50
2001-02	82	13	29	42	28
2002-03	72	6	34	40	46
2003-04	77	12	32	44	52
2005-06	79	11	39	50	74
2006-07	80	13	42	55	42
<b>TOTALS</b>	<b>573</b>	<b>79</b>	<b>222</b>	<b>301</b>	<b>348</b>

- Acquired from Los Angeles along with Jan Vopat for future considerations on June 26, 1998.
- Traded to Philadelphia along with Scott Hartnell for a first-round selection in the 2007 NHL Entry Draft (Jonathon Blum) on June 18, 2007.

Pascal Trepanier		D			#27
YEAR	GP	G	A	PTS	PIM
2002-03	1	0	0	0	0

- Signed as a free agent on July 16, 2002.
- Traded to Florida for Wade Flaherty on March 9, 2003.

Darren Turcotte		C			#9
YEAR	GP	G	A	PTS	PIM
1998-99	40	4	5	9	16
1999-00	9	0	1	1	4
<b>TOTALS</b>	<b>49</b>	<b>4</b>	<b>6</b>	<b>10</b>	<b>20</b>

- Acquired from St. Louis along with St. Louis' highest compensatory pick in the 1999 NHL Entry Draft (traded to Florida; Florida selected Alex Auld) for future considerations on June 26, 1998.
- Retired on March 27, 2000.

Scottie Upshall		LW			#7
YEAR	GP	G	A	PTS	PIM
2002-03	8	1	0	1	0
2003-04	7	0	1	1	0
2005-06	48	8	16	24	34
2006-07	14	2	1	3	18
<b>TOTALS</b>	<b>77</b>	<b>11</b>	<b>18</b>	<b>29</b>	<b>52</b>

- Selected by Nashville in the first round (sixth overall) of the 2002 NHL Entry Draft.
- Traded to Philadelphia along with Ryan Parent and a first-round (traded to Nashville; Nashville selected Jonathon Blum) and third-round selection (traded to Washington; Washington selected Phil Desimone) in the 2007 NHL Entry Draft for Peter Forsberg on February 15, 2007.

Rob Valicevic		RW			#12
YEAR	GP	G	A	PTS	PIM
1998-99	19	4	2	6	2
1999-00	80	14	11	25	21
2000-01	60	8	6	14	26
<b>TOTALS</b>	<b>159</b>	<b>26</b>	<b>19</b>	<b>45</b>	<b>49</b>

- Signed as a free agent on June 8, 1998.
- Became a free agent on July 1, 2001.

Josef Vasicek		C			#63
YEAR	GP	G	A	PTS	PIM
2006-07	38	4	9	13	29

- Acquired from Carolina for Scott Walker on July 18, 2006.
- Traded to Carolina for Eric Belanger on February 9, 2007.

Vitaly Vishnevski		D			#4
YEAR	GP	G	A	PTS	PIM
2006-07	15	0	1	1	10

- Acquired from Atlanta for Eric Belanger on February 10, 2007.
- Became a free agent on July 1, 2007.

Jan Vopat		D			#5
YEAR	GP	G	A	PTS	PIM
1998-99	55	5	6	11	28
1999-00	6	0	0	0	6
<b>TOTALS</b>	<b>61</b>	<b>5</b>	<b>6</b>	<b>11</b>	<b>34</b>

- Acquired from Los Angeles along with Kimmo Timonen for future considerations on June 26, 1998.
- Became a free agent on May 23, 2000.

Scott Walker		RW			#24
YEAR	GP	G	A	PTS	PIM
1998-99	71	15	25	40	103
1999-00	69	7	21	28	90
2000-01	74	25	29	54	66
2001-02	28	4	5	9	18
2002-03	60	15	18	33	58
2003-04	75	25	42	67	94
2005-06	33	5	11	16	36
<b>TOTALS</b>	<b>410</b>	<b>96</b>	<b>151</b>	<b>247</b>	<b>465</b>

- Claimed from Vancouver in the 1998 NHL Expansion Draft on June 26, 1998.
- Traded to Carolina for Josef Vasicek on July 18, 2006.

# TEAM HISTORY & RECORDS

## ALUMNI REGISTER

Todd Warriner	LW		#20		
YEAR	GP	G	A	PTS	PIM

2002-03 6 0 1 1 4

- Claimed on waivers from Philadelphia on March 11, 2003.
- Became a free agent on July 1, 2003.

Mike Watt	LW		#19		
YEAR	GP	G	A	PTS	PIM

2000-01 18 1 1 2 8

- Claimed on waivers from NY Islanders on May 23, 2000.
- Traded to Philadelphia for Mikhail Chernov on May 24, 2001.

Clarke Wilm	C		#10		
YEAR	GP	G	A	PTS	PIM

2002-03 82 5 11 16 36

- Signed as a free agent on July 11, 2002.
- Became a free agent on July 1, 2003.

Brendan Witt	D		#19		
YEAR	GP	G	A	PTS	PIM

2005-06 17 0 3 3 68

- Acquired from Washington for Kris Beech and a first-round selection in the 2006 NHL Entry Draft (Semyon Varlamov) on March 9, 2006.
- Became a free agent on July 1, 2006.

Vitali Yachmenev	LW		#43		
YEAR	GP	G	A	PTS	PIM

1998-99 55 7 10 17 10

1999-00 68 16 16 32 12

2000-01 78 15 19 34 10

2001-02 75 11 16 27 14

2002-03 62 5 15 20 12

**TOTALS 338 54 76 130 58**

- Acquired from Los Angeles for future considerations on July 7, 1998.
- Became a free agent on July 1, 2003.

Jason York	D		#27		
YEAR	GP	G	A	PTS	PIM

2002-03 74 4 15 19 52

2003-04 67 2 13 15 64

**TOTALS 141 6 28 34 116**

- Acquired from Anaheim for future considerations on October 23, 2002.
- Became a free agent on July 1, 2004.

Greg Zanon	D		#37, 5		
YEAR	GP	G	A	PTS	PIM

2005-06 4 0 2 2 6

2006-07 66 3 5 8 32

2007-08 78 0 5 5 24

2008-09 82 4 7 11 38

**TOTALS 230 7 19 26 100**

- Signed as a free agent on July 9, 2004.
- Became a free agent on July 1, 2009.

Rob Zettler	D		#2		
YEAR	GP	G	A	PTS	PIM

1998-99 2 0 0 0 2

- Claimed from Toronto in the 1998 NHL Expansion Draft on June 26, 1998.
- Became a free agent on July 1, 1999.

Sergei Zholtok	C		#9		
YEAR	GP	G	A	PTS	PIM

2003-04 11 1 1 2 0

- Acquired from Minnesota along with Brad Bombardir for Buffalo's third-round selection (Clayton Stoner) and a fourth-round selection (Patrick Bordeleau) in the 2004 NHL Entry Draft on March 5, 2004.
- Became a free agent on July 1, 2004.

Marek Zidlicky	D		#3		
YEAR	GP	G	A	PTS	PIM

2003-04 82 14 39 53 82

2005-06 67 12 37 49 82

2006-07 79 4 26 30 72

2007-08 79 5 38 43 63

**TOTALS 307 35 140 175 299**

- Acquired from NY Rangers along with Tomas Kloucek and Rem Murray for goaltender Mike Dunham on December 12, 2002.
- Traded to Minnesota for Ryan Jones and a second-round selection in the 2009 NHL Entry Draft (Charles-Olivier Roussel) on July 1, 2008.

# TEAM HISTORY & RECORDS

## ALUMNI REGISTER/GOALTENDERS

### Mike Dunham

YEAR	GP	MINS	GAA	W	L	T/OT	SO	GA	SA	SV%
1998-99	44	2472	3.08	16	23	3	1	127	1387	.908
1999-00	52	3077	2.85	19	27	6	0	146	1584	.908
2000-01	48	2810	2.28	21	21	4	4	107	1381	.923
2001-02	58	3316	2.61	23	24	9	3	144	1525	.906
2002-03	15	819	3.15	2	9	2	0	43	397	.892
<b>TOTALS</b>	<b>217</b>	<b>12494</b>	<b>2.72</b>	<b>81</b>	<b>104</b>	<b>24</b>	<b>8</b>	<b>567</b>	<b>6274</b>	<b>.910</b>

- Claimed from New Jersey in the 1998 NHL Expansion Draft on June 26, 1998.
- Traded to the N.Y. Rangers for Rem Murray, Tomas Kloucek and Marek Zidlicky on December 12, 2002.

### Dan Ellis

YEAR	GP	MINS	GAA	W	L	T/OT	SO	GA	SA	SV%
2007-08	44	2229	2.34	23	10	3	6	87	1147	.924
2008-09	35	1965	2.93	11	19	4	3	96	963	.900
2009-10	31	1715	2.69	15	13	1	1	77	848	.909
<b>TOTALS</b>	<b>110</b>	<b>5909</b>	<b>2.64</b>	<b>49</b>	<b>42</b>	<b>8</b>	<b>10</b>	<b>260</b>	<b>2958</b>	<b>.912</b>

- Signed as a free agent on July 7, 2007.
- Traded to Montreal along with Dustin Boyd for Sergei Kostitsyn on June 29, 2010.

### Eric Fichaud

YEAR	GP	MINS	GAA	W	L	T/OT	SO	GA	SA	SV%
1998-99	9	447	3.22	0	6	0	0	24	229	.895
• Acquired from Edmonton along with Drake Berehowsky and Greg de Vries for Mikhail Shtalenkov and Jim Dowd on October 1, 1998.										
• Traded to Carolina for Toronto's fourth-round choice in the 1999 NHL Entry Draft (Yevgeny Pavlov) and future considerations on June 26, 1999.										

### Brian Finley

YEAR	GP	MINS	GAA	W	L	T/OT	SO	GA	SA	SV%
2002-03	1	47	3.83	0	0	0	0	3	13	.769
2005-06	1	60	7.00	0	1	0	0	7	41	.829
<b>TOTALS</b>	<b>2</b>	<b>107</b>	<b>5.61</b>	<b>0</b>	<b>1</b>	<b>0</b>	<b>0</b>	<b>10</b>	<b>54</b>	<b>.815</b>

- Selected by Nashville in the first round (sixth overall) of the 1999 NHL Entry Draft.
- Became a free agent on July 1, 2006.

### Wade Flaherty

YEAR	GP	MINS	GAA	W	L	T/OT	SO	GA	SA	SV%
2002-03	1	51	4.71	0	1	0	0	4	27	.852

- Acquired from Florida for Pascal Trepanier on March 9, 2003.
- Became a free agent on July 1, 2004.

### Jan Lasak

YEAR	GP	MINS	GAA	W	L	T/OT	SO	GA	SA	SV%
2001-02	3	177	4.41	0	3	0	0	13	104	.875
2002-03	3	90	3.33	0	1	0	0	5	39	.872
<b>TOTALS</b>	<b>6</b>	<b>267</b>	<b>4.04</b>	<b>0</b>	<b>4</b>	<b>0</b>	<b>0</b>	<b>18</b>	<b>143</b>	<b>.874</b>

- Selected by Nashville in the second round (65th overall) of the 1999 NHL Entry Draft.
- Became a free agent on July 1, 2004.

### Michael Leighton

YEAR	GP	MINS	GAA	W	L	T/OT	SO	GA	SA	SV%
2006-07	1	20	6.00	0	0	0	0	2	10	.800

- Claimed on waivers from Anaheim on November 27, 2006.
- Claimed on waivers by Philadelphia on January 11, 2007.

### Chris Mason

YEAR	GP	MINS	GAA	W	L	T/OT	SO	GA	SA	SV%
1998-99	3	69	5.22	0	0	0	0	6	44	.864
2000-01	1	59	2.03	0	1	0	0	2	20	.900
2003-04	17	744	2.18	4	4	1	1	27	365	.926
2005-06	23	1227	2.54	12	5	1	2	52	597	.913
2006-07	40	2342	2.38	24	11	4	5	93	1244	.925
2007-08	51	2692	2.90	18	22	6	4	130	1278	.898
<b>TOTALS</b>	<b>135</b>	<b>7133</b>	<b>2.61</b>	<b>58</b>	<b>43</b>	<b>12</b>	<b>12</b>	<b>310</b>	<b>3548</b>	<b>.913</b>

- Acquired from Anaheim along with Marc Moro for Dominic Roussel on October 5, 1998.
- Became a free agent on July 1, 2002.
- Claimed from Florida in the 2003 NHL Waiver Draft on October 3, 2003.
- Traded to St. Louis for NY Rangers' fourth-round selection in the 2008 NHL Entry Draft (traded to NY Rangers; NY Rangers selected Dale Weise) on June 20, 2008.

### Tomas Vokoun

YEAR	GP	MINS	GAA	W	L	T/OT	SO	GA	SA	SV%
1998-99	37	1954	2.95	12	18	4	1	96	1041	.908
1999-00	33	1879	2.78	9	20	1	1	87	908	.904
2000-01	37	2088	2.44	13	17	5	2	85	940	.910
2001-02	29	1471	2.69	5	14	4	2	66	678	.903
2002-03	69	3974	2.20	25	31	11	3	146	1771	.918
2003-04	73	4221	2.53	34	29	10	3	178	1958	.909
2005-06	61	3601	2.67	36	18	7	4	160	1984	.919
2006-07	44	2601	2.40	27	12	4	5	104	1299	.920
<b>TOTALS</b>	<b>383</b>	<b>21789</b>	<b>2.54</b>	<b>161</b>	<b>159</b>	<b>46</b>	<b>21</b>	<b>922</b>	<b>10579</b>	<b>.913</b>

- Claimed from Montreal in the 1998 NHL Expansion Draft on June 26, 1998.
- Traded to Florida for a second-round selection in the 2007 NHL Entry Draft (Nick Spaling) and a first (traded to NY Islanders; NY Islanders selected Joshua Bailey) and second-round selection (traded to NY Islanders; NY Islanders selected Aaron Ness) in the 2008 NHL Entry Draft on June 22, 2007.

# TEAM HISTORY & RECORDS

## OPENING LINEUPS

Season	Season Opener					Home Opener					Road Opener				
1998-99	Florida 1 at Nashville 0					Florida 1 at Nashville 0					Nashville 1 at Ottawa 3				
1999-00	Los Angeles 2 at Nashville 0					Los Angeles 2 at Nashville 0					Nashville 3 at Chicago 3 (OT)				
2000-01*	Nashville 3 at Pittsburgh 1					Pittsburgh 3 at Nashville 1					Nashville 3 at Pittsburgh 1				
2001-02	Nashville 1 at Dallas 4					St. Louis 2 at Nashville 2 (OT)					Nashville 1 at Dallas 4				
2002-03	Nashville 4 at Washington 5					Edmonton 3 at Nashville 2					Nashville 4 at Washington 5				
2003-04	Anaheim 1 at Nashville 3					Anaheim 1 at Nashville 3					Nashville 1 at Chicago 3				
2005-06	San Jose 2 at Nashville 3					San Jose 2 at Nashville 3					Nashville 5 at Colorado 4				
2006-07	Chicago 8 at Nashville 6					Chicago 8 at Nashville 6					Nashville 5 at Minnesota 6				
2007-08	Colorado 0 at Nashville 4					Colorado 0 at Nashville 4					Nashville 1 at St. Louis 4				
2008-09	Nashville 2 at St. Louis 5					Dallas 1 at Nashville 3					Nashville 2 at St. Louis 5				
2009-10	Nashville 3 at Dallas 2 (SO)					Colorado 2 at Nashville 3					Nashville 3 at Dallas 2 (SO)				
<b>TOTALS</b>	<b>GP</b>	<b>W</b>	<b>L</b>	<b>T</b>	<b>OTL</b>	<b>GP</b>	<b>W</b>	<b>L</b>	<b>T</b>	<b>OTL</b>	<b>GP</b>	<b>W</b>	<b>L</b>	<b>T</b>	<b>OTL</b>
	11	5	6	0	0	11	5	5	1	0	11	3	7	1	0

\* The Predators opened the 2000-01 season with a two-game series against the Pittsburgh Penguins at the Saitama Super Arena outside of Tokyo, Japan. The first game was designated a home game for Pittsburgh and the second game was designated a home game for Nashville.

## Season Opener Lineups

### 1998-99

October 10, 1998 • **Florida Panthers 1 at Nashville Predators 0** (17,285)

**Defensem:** #4 Jay More, #6 Bob Boughner, #20 Jamie Heward, #27 John Slaney, #36 J.J. Daigneault, #42 Joel Bouchard.

**Forwards:** #9 Darren Turcotte, #10 Patric Kjellberg, #12 Brad Smyth, #17 Patrick Cote, #19 Andrew Brunette, #21 Tom Fitzgerald, #22 Greg Johnson, #23 Blair Atcheynum, #24 Scott Walker, #25 Sergei Krivokrasov, #28 Denny Lambert, #38 Jeff Nelson.

**Goaltenders** (starter in italics): #1 *Mike Dunham*, #35 Eric Fichaud.

### 1999-00

October 2, 1999 • **Los Angeles Kings 2 at Nashville Predators 0** (17,113)

**Defensem:** #2 Dan Keczman, #6 Bob Boughner, #30 Craig Millar, #41 Richard Lintner, #42 Joel Bouchard, #44 Kimmo Timonen.

**Forwards:** #7 Cliff Ronning, #9 Darren Turcotte, #10 Patric Kjellberg, #11 David Legwand, #12 Rob Valicevic, #16 Ville Peltonen, #17 Patrick Cote, #21 Tom Fitzgerald, #22 Greg Johnson, #24 Scott Walker, #25 Sergei Krivokrasov, #43 Vitali Yachmenev.

**Goaltenders** (starter in italics): #29 *Tomas Vokoun*, #31 Brian Finlay.

### 2000-01

October 7, 2000 • **Nashville Predators 3 at Pittsburgh Penguins 1**

Saitama Super Arena (Tokyo, Japan) (13,849)

**Defensem:** #3 Karlis Skrastins, #8 Craig Millar, #15 Drake Berehowsky, #32 Cale Hulse, #41 Richard Lintner, #44 Kimmo Timonen.

**Forwards:** #7 Cliff Ronning, #9 Greg Classen, #10 Patric Kjellberg, #11 David Legwand, #12 Rob Valicevic, #16 Ville Peltonen, #17 Scott Hartnell, #21 Tom Fitzgerald, #22 Greg Johnson, #24 Scott Walker, #27 Randy Robitaille, #43 Vitali Yachmenev.

**Goaltenders** (starter in italics): #1 *Mike Dunham*, #29 *Tomas Vokoun*.

### 2001-02

October 5, 2001 • **Nashville Predators 1 at Dallas Stars 4** (18,532)

**Defensem:** #3 Karlis Skrastins, #4 Mark Eaton, #5 Andy Delmore, #16 Marc Moro, #32 Bill Houlder, #44 Kimmo Timonen.

**Forwards:** #7 Cliff Ronning, #8 Stu Grimson, #10 Patric Kjellberg, #11 David Legwand, #17 Scott Hartnell, #19 Martin Erat, #21 Tom Fitzgerald, #22 Greg Johnson, #24 Scott Walker, #25 Denis Arkhipov, #33 Vladimir Orszagh, #43 Vitali Yachmenev.

**Goaltenders** (starter in italics): #1 *Mike Dunham*, #29 *Tomas Vokoun*.

### 2002-03

October 11, 2002 • **Nashville Predators 4 at Washington Capitals 5** (17,101)

**Defensem:** #3 Karlis Skrastins, #5 Andy Delmore, #23 Bill Houlder, #32 Cale Hulse, #44 Kimmo Timonen, #51 Francis Bouillon.

**Forwards:** #10 Clarke Wilm, #11 David Legwand, #16 Denis Pederson, #17 Scott Hartnell, #19 Martin Erat, #21 Andreas Johansson, #22 Greg Johnson, #24 Scott Walker, #25 Denis Arkhipov, #33 Vladimir Orszagh, #41 Brent Gilchrist, #43 Vitali Yachmenev.

**Goaltenders** (starter in italics): #1 *Mike Dunham*, #29 *Tomas Vokoun*.

### 2003-04

October 9, 2003 • **Mighty Ducks of Anaheim 1 at Nashville Predators 3** (16,684)

**Defensem:** #2 Dan Hamhuis, #3 Marek Zidlicky, #4 Mark Eaton, #26 Wade Brookbank, #27 Jason York, #36 Robert Schnabel, #44 Kimmo Timonen.

**Forwards:** #11 David Legwand, #15 Rem Murray, #17 Scott Hartnell, #18 Adam Hall, #21 Andreas Johansson, #22 Greg Johnson, #24 Scott Walker, #25 Denis Arkhipov, #33 Vladimir Orszagh, #38 Vernon Fiddler, #55 Jordin Tootoo.

**Goaltenders** (starter in italics): #29 *Tomas Vokoun*, #30 *Chris Mason*.

### 2005-06

October 5, 2005 • **San Jose Sharks 2 at Nashville Predators 3** (17,113)

**Defensem:** #2 Dan Hamhuis, #3 Marek Zidlicky, #4 Mark Eaton, #20 Ryan Suter, #44 Kimmo Timonen, #55 Danny Markov.

**Forwards:** #9 Paul Kariya, #10 Martin Erat, #11 David Legwand, #14 Jordin Tootoo, #17 Scott Hartnell, #18 Adam Hall, #22 Greg Johnson, #24 Scott Walker, #26 Steve Sullivan, #38 Vernon Fiddler, #41 Simon Gamsache, #49 Yanic Perreault.

**Goaltenders** (starter in italics): #29 *Tomas Vokoun*, #30 *Chris Mason*.

### 2006-07

October 5, 2006 • **Chicago Blackhawks 8 at Nashville Predators 6** (17,113)

**Defensem:** #2 Dan Hamhuis, #3 Marek Zidlicky, #5 Greg Zanon, #6 Shea Weber, #20 Ryan Suter, #44 Kimmo Timonen.

**Forwards:** #9 Paul Kariya, #10 Martin Erat, #11 David Legwand, #12 Scott Nichol, #16 Darcy Hordichuk, #17 Scott Hartnell, #19 Jason Arnott, #22 Jordin Tootoo, #25 Jerred Smithson, #26 Steve Sullivan, #63 Josef Vasicek, #71 J.P. Dumont.

**Goaltenders** (starter in italics): #29 *Tomas Vokoun*, #30 *Chris Mason*.

### 2007-08

October 4, 2007 • **Colorado Avalanche 0 at Nashville Predators 4** (16,363)

**Defensem:** #2 Dan Hamhuis, #3 Marek Zidlicky, #5 Greg Zanon, #6 Shea Weber, #7 Greg de Vries, #20 Ryan Suter.

**Forwards:** #10 Martin Erat, #11 David Legwand, #12 Scott Nichol, #14 Radek Bonk, #19 Jason Arnott, #22 Jordin Tootoo, #23 Martin Gelinas, #25 Jerred Smithson, #38 Vernon Fiddler, #41 Jed Ortmeyer, #47 Alexander Radulov, #71 J.P. Dumont.

**Goaltenders** (starter in italics): #30 *Chris Mason*, #39 *Dan Ellis*.

### 2008-09

October 10, 2008 • **Nashville Predators 2 at St. Louis Blues 5** (19,150)

**Defensem:** #2 Dan Hamhuis, #4 Ville Koistinen, #5 Greg Zanon, #6 Shea Weber, #7 Greg de Vries, #20 Ryan Suter.

**Forwards:** #10 Martin Erat, #11 David Legwand, #12 Scott Nichol, #19 Jason Arnott, #22 Jordin Tootoo, #25 Jerred Smithson, #27 Patric Hornqvist, #28 Ryan Jones, #29 Joel Ward, #37 Rich Peverley, #38 Vernon Fiddler, #71 J.P. Dumont.

**Goaltenders** (starter in italics): #35 *Pekka Rinne*, #39 *Dan Ellis*.

### 2009-10

October 3, 2009 • **Nashville Predators 3 at Dallas 2 (SO)** (18,532)

**Defensem:** #2 Dan Hamhuis, #4 Teemu Laakso, #6 Shea Weber, #8 Kevin Klein, #20 Ryan Suter, #51 Francis Bouillon.

**Forwards:** #3 Wade Belak, #9 Marcel Goc, #10 Martin Erat, #11 David Legwand, #18 Mike Santorelli, #19 Jason Arnott, #24 Ben Guite, #25 Jerred Smithson, #26 Steve Sullivan, #27 Patric Hornqvist, #28 Ryan Jones, #71 J.P. Dumont.

**Goaltenders** (starter in italics): #35 *Pekka Rinne*, #39 *Dan Ellis*.

# TEAM HISTORY & RECORDS

## CLOSING LINEUPS

Season	Season Closer						Home Closer						Road Closer					
1998-99	New Jersey 4 at Nashville 1						New Jersey 4 at Nashville 1						Nashville 2 at Chicago 4					
1999-00	Anaheim 5 at Nashville 1						Anaheim 5 at Nashville 1						Nashville 2 at Phoenix 3					
2000-01	Nashville 0 at St. Louis 1						Calgary 0 at Nashville 4						Nashville 0 at St. Louis 1					
2001-02	Nashville 4 at Phoenix 6						NY Islanders 5 at Nashville 2						Nashville 4 at Phoenix 6					
2002-03	Nashville 0 at Dallas 2						Anaheim 2 at Nashville 1 (OT)						Nashville 0 at Dallas 2					
2003-04	Nashville 2 at Colorado 1 (OT)						St. Louis 4 at Nashville 1						Nashville 2 at Colorado 1 (OT)					
2005-06	Detroit 3 at Nashville 6						Detroit 3 at Nashville 6						Nashville 2 at St. Louis 0					
2006-07	Nashville 4 at Colorado 2						St. Louis 1 at Nashville 4						Nashville 4 at Colorado 2					
2007-08	Nashville 1 at Chicago 3						St. Louis 2 at Nashville 3						Nashville 1 at Chicago 3					
2008-09	Nashville 4 at Minnesota 8						Chicago 4 at Nashville 2						Nashville 4 at Minnesota 8					
2009-10	St. Louis 1 at Nashville 2 (SO)						St. Louis 1 at Nashville 2 (SO)						Nashville 2 at Phoenix 5					
<b>TOTALS</b>	<b>GP</b>	<b>W</b>	<b>L</b>	<b>T</b>	<b>OTL</b>	<b>GP</b>	<b>W</b>	<b>L</b>	<b>T</b>	<b>OTL</b>	<b>GP</b>	<b>W</b>	<b>L</b>	<b>T</b>	<b>OTL</b>			
	11	4	7	0	0	11	5	5	0	1	11	3	8	0	0			

### Season Closer Lineups

#### 1998-99

April 17, 1999 • **New Jersey Devils 4 at Nashville Predators 1** (17,298)

**Defensemen:** #2 Dan Keczer, #5 Jan Vopat, #6 Bob Boughner, #15 Drake Berehowsky, #20 Jamie Heward, #42 Joel Bouchard, #44 Kimmo Timonen.

**Forwards:** #7 Cliff Ronning, #11 David Legwand, #12 Rob Valicevic, #17 Patrick Cole, #18 Mark Mowers, #19 Andrew Brunette, #21 Tom Fitzgerald, #24 Scott Walker, #25 Sergei Krivokrasov, #28 Denny Lambert, #43 Vitali Yachmenev.

**Goaltenders** (starter in italics): #1 Mike Dunham, #29 Tomas Vokoun.

#### 1999-00

April 7, 2000 • **Mighty Ducks of Anaheim 5 at Nashville Predators 1** (17,113)

**Defensemen:** #3 Karlis Skrastins, #8 Craig Millar, #15 Drake Berehowsky, #20 John Namestnikov, #23 Bill Houlder, #26 Bubba Berenzweig.

**Forwards:** #7 Cliff Ronning, #10 Patric Kjellberg, #11 David Legwand, #12 Rob Valicevic, #16 Ville Peltonen, #21 Tom Fitzgerald, #22 Greg Johnson, #24 Scott Walker, #27 Randy Robitaille, #40 David Gosselin, #43 Vitali Yachmenev, #71 Sebastian Bordeleau.

**Goaltenders** (starter in italics): #1 Mike Dunham, #30 Chris Mason.

#### 2000-01

April 7, 2001 • **Nashville Predators 0 at St. Louis Blues 1** (19,952)

**Defensemen:** #3 Karlis Skrastins, #4 Mark Eaton, #23 Bill Houlder, #32 Cale Hulse, #41 Richard Lintner, #44 Kimmo Timonen.

**Forwards:** #7 Cliff Ronning, #10 Patric Kjellberg, #11 David Legwand, #12 Rob Valicevic, #17 Scott Hartnell, #21 Tom Fitzgerald, #22 Greg Johnson, #24 Scott Walker, #25 Denis Arhipov, #27 Randy Robitaille, #39 Marian Cisar, #43 Vitali Yachmenev.

**Goaltenders** (starter in italics): #1 Mike Dunham, #29 Tomas Vokoun.

#### 2001-02

April 14, 2002 • **Nashville Predators 4 at Phoenix Coyotes 6** (16,022)

**Defensemen:** #3 Karlis Skrastins, #4 Mark Eaton, #5 Andy Delmore, #13 Jere Karalahti, #23 Bill Houlder, #32 Cale Hulse, #44 Kimmo Timonen.

**Forwards:** #9 Greg Classen, #12 Reid Simpson, #15 Petr Tenkrat, #19 Martin Erat, #22 Greg Johnson, #25 Denis Arhipov, #27 Jukka Hentunen, #33 Vladimir Orszagh, #34 Adam Hall, #43 Vitali Yachmenev, #48 Jonas Andersson.

**Goaltenders** (starter in italics): #30 Chris Mason, #35 Jan Lasak.

#### 2002-03

April 6, 2003 • **Nashville Predators 0 at Dallas Stars 2** (18,532)

**Defensemen:** #3 Karlis Skrastins, #4 Mark Eaton, #23 Bill Houlder, #27 Jason York, #32 Cale Hulse, #44 Kimmo Timonen.

**Forwards:** #10 Clarke Ilium, #14 Oleg Petrov, #15 Rem Murray, #16 Denis Pederson, #17 Scott Hartnell, #18 Adam Hall, #22 Greg Johnson, #24 Scott Walker, #25 Denis Arhipov, #33 Vladimir Orszagh, #41 Brent Gilchrist, #43 Vitali Yachmenev.

**Goaltenders** (starter in italics): #29 Tomas Vokoun, #34 Wade Flaherty.

#### 2003-04

April 4, 2004 • **Nashville Predators 2 at Colorado Avalanche 1 (OT)** (18,007)

**Defensemen:** #2 Dan Hamhuis, #3 Marek Zidlicky, #5 Brad Bombardier, #23 Jamie Allison, #27 Jason York, #34 Shane Hnidy.

**Forwards:** #9 Sergei Zholtok, #11 David Legwand, #17 Scott Hartnell, #18 Adam Hall, #19 Jim McKenzie, #21 Andreas Johansson, #22 Greg Johnson, #25 Denis Arhipov, #26 Steve Sullivan, #28 Jeremy Stevenson, #33 Vladimir Orszagh, #55 Jordin Tootoo.

**Goaltenders** (starter in italics): #29 Tomas Vokoun, #30 Chris Mason.

#### 2005-06

April 18, 2006 • **Detroit Red Wings 3 at Nashville Predators 6** (17,113)

**Defensemen:** #2 Dan Hamhuis, #4 Mark Eaton, #6 Shea Weber, #20 Ryan Suter, #44 Kimmo Timonen, #55 Danny Markov.

**Forwards:** #7 Scottie Upshall, #9 Paul Kariya, #10 Martin Erat, #11 David Legwand, #12 Scott Nichol, #14 Jordin Tootoo, #17 Scott Hartnell, #18 Adam Hall, #22 Greg Johnson, #24 Scott Walker, #25 Jerred Smithson, #81 Mike Sillinger.

**Goaltenders** (starter in italics): #30 Chris Mason, #35 Pekka Rinne.

#### 2006-07

April 7, 2007 • **Nashville Predators 4 at Colorado Avalanche 2** (17,462)

**Defensemen:** #2 Dan Hamhuis, #3 Marek Zidlicky, #5 Greg Zanon, #6 Shea Weber, #20 Ryan Suter, #44 Kimmo Timonen.

**Forwards:** #9 Paul Kariya, #11 David Legwand, #12 Scott Nichol, #16 Darcy Hordichuk, #17 Scott Hartnell, #19 Jason Arnott, #21 Peter Forsberg, #22 Jordin Tootoo, #25 Jerred Smithson, #38 Vernon Fiddler, #47 Alexander Radulov, #71 J.P. Dumont.

**Goaltenders** (starter in italics): #29 Tomas Vokoun, #30 Chris Mason.

#### 2007-08

April 4, 2008 • **Nashville Predators 1 at Chicago Blackhawks 3** (21,929)

**Defensemen:** #2 Dan Hamhuis, #4 Ville Koistinen, #5 Greg Zanon, #6 Shea Weber, #8 Kevin Klein, #20 Ryan Suter.

**Forwards:** #10 Martin Erat, #12 Scott Nichol, #14 Radek Bonk, #16 Darcy Hordichuk, #17 Jan Havac, #22 Jordin Tootoo, #24 Brandon Bochenski, #25 Jerred Smithson, #37 Rich Peverley, #38 Vernon Fiddler, #47 Alexander Radulov, #71 J.P. Dumont.

**Goaltenders** (starter in italics): #30 Chris Mason, #35 Pekka Rinne.

#### 2008-09

April 10, 2009 • **Nashville Predators 4 at Minnesota Wild 8** (18,568)

**Defensemen:** #2 Dan Hamhuis, #4 Ville Koistinen, #5 Greg Zanon, #6 Shea Weber, #7 Greg de Vries, #8 Kevin Klein, #20 Ryan Suter.

**Forwards:** #12 Scott Nichol, #14 Radek Bonk, #19 Jason Arnott, #22 Jordin Tootoo, #25 Jerred Smithson, #26 Steve Sullivan, #28 Ryan Jones, #29 Joel Ward, #38 Vernon Fiddler, #48 Cal O'Reilly, #71 J.P. Dumont.

**Goaltenders** (starter in italics): #35 Pekka Rinne, #39 Dan Ellis.

#### 2009-10

April 10, 2009 • **St. Louis Blues 1 at Nashville Predators 2 (SO)** (16,702)

**Defensemen:** #2 Dan Hamhuis, #6 Shea Weber, #8 Kevin Klein, #20 Ryan Suter, #32 Cody Franson, #51 Francis Bouillon.

**Forwards:** #9 Marcel Goc, #10 Martin Erat, #11 David Legwand, #14 Dustin Boyd, #19 Jason Arnott, #22 Jordin Tootoo, #25 Jerred Smithson, #26 Steve Sullivan, #27 Patric Hornqvist, #29 Joel Ward, #33 Colin Wilson, #71 J.P. Dumont.

**Goaltenders** (starter in italics): #35 Pekka Rinne, #39 Dan Ellis.

# TEAM HISTORY & RECORDS

## FRANCHISE TIMELINE

**December 18, 1996:** The \$160 million Nashville Arena (now known as Bridgestone Arena) opened with *Amy Grant's Tennessee Christmas*.

**June 25, 1997:** Leipold Hockey Holdings, LLC was granted a conditional franchise by the NHL Board of Governors.

**July 1, 1997:** Jack Diller was named first president of the Nashville Predators.

**July 9, 1997:** David Poile was named first general manager in franchise history.

**August 6, 1997:** Barry Trotz was named as Nashville's first Head Coach and Paul Gardner was named Assistant Coach.

**September 25, 1997:** Craig Leipold and Jack Diller unveiled the saber-toothed tiger logo at the downtown First American building (now known as the Regions Center) the site of a saber-toothed tiger discovery in August, 1971.

**September 27, 1997:** *The Ice Breaker Bash* kicked off season ticket sales at Bridgestone Arena and attracted more than 12,000 hockey fans for three hours of hockey demonstrations, displays and interactive games.

**November 13, 1997:** Craig Leipold and Jack Diller unveiled "Predators" as Nashville's name (as selected by fans) at the Wildhorse Saloon in front of inaugural season ticketholders and fans.

**February 12, 1998:** Head Coach Barry Trotz and Assistant Coach Paul Gardner unveiled the Predators' inaugural home and away jerseys in front of 2,000 fans at Cool Springs Galleria.

**March 4, 1998:** *Hockey Tonk Jam* at the Ryman Auditorium: Tim McGraw, Faith Hill and others from the music industry performed at an invitation-only event to raise awareness for the Predators. The event included Delbert McClinton's debut performance of *Hockey Tonk (The Predators Song)*, written by Harlan Howard and Pat Alger.

**May 4, 1998:** The National Hockey League officially announced the Nashville Predators as the 27th franchise in league history.

**June 19, 1998:** Brent Peterson was named as an assistant coach.

**June 26, 1998:** The Predators selected 26 players in the NHL Expansion Draft.

**June 27, 1998:** The Nashville Predators became the 27th NHL team to participate in the NHL Entry Draft. The Predators selected David Legwand with the second overall pick.

**July 6, 1998:** Nashville signed free agent Tom Fitzgerald and named him the first captain in franchise history.

**October 10, 1998:** The Nashville Predators hosted the franchise's first NHL game vs. the Florida Panthers. In front of a sellout crowd of 17,298, Ray Whitney scored the only goal of the 1-0 game and the Panthers' Kirk McLean earned the shutout.

**October 13, 1998:** The Nashville Predators defeated the Carolina Hurricanes 3-2 to net the first victory in franchise history. Andrew Brunette notched the first goal in franchise history at 5:12 in the first period.

**January 24, 1999:** Sergei Krivokrasov became the first Predator to appear in an NHL All-Star Game. He played for the World All-Stars in the game played at Tampa Bay's Ice Palace.

**February 1, 1999:** The Predators opened their practice facility at Centennial Sportsplex.

**April 17, 1999:** The Nashville Predators closed out their inaugural season with a 4-3 loss to the New Jersey Devils. The Predators drew a total of 664,000 (16,202, 94% capacity) and amassed a 28-47-7 record.

**May 25, 1999:** The Nashville Predators Foundation distributed 37 grants totaling \$170,000 to Nashville and Middle Tennessee-based community service and charitable organizations. The Foundation has awarded more than \$2.5 million since its establishment in 1998.

**July 16, 1999:** Dr. Richard W. Oliver, an economics professor at the Owen School of Business at Vanderbilt University, unveiled a study estimating the Predators' economic impact on Middle Tennessee at \$82 million in 1998-99 and \$470 million over the following five-year span.

**August 4, 1999:** Nashville Predators owner Craig Leipold and Gaylord Entertainment CEO Terry London announced a partnership in which Gaylord Entertainment purchased the naming rights to the downtown arena for \$80 million. The arena was called the Gaylord Entertainment Center until March 16, 2007.

**October 7-8, 2000:** The Predators opened the 2000-01 season with a two-game series against the Pittsburgh Penguins at the Saitama Super Arena outside of Tokyo, Japan. Both games finished with a score of 3-1, with the Predators winning the first and the Penguins the second. The two games drew the two largest crowds ever to witness hockey games in Japan (13,849 for the first game, 13,426 for the second).

# TEAM HISTORY & RECORDS

## FRANCHISE TIMELINE

**March 23, 2001:** General Manager David Poile was one of three recipients of the 2001 Lester Patrick Award, an honor presented annually "for outstanding service to hockey in the United States."

**November 21, 2001:** The Predators unveiled an alternate jersey. The gold sweater featured an animated saber-toothed tiger logo on the crest and a pair of tiger skulls on the shoulders, and was worn through the 2006-07 season.

**December 6, 2001:** Nashville recorded its 100th victory, a 4-2 decision over Ottawa.

**October 8, 2002:** Greg Johnson was named the second captain in team history. Scott Walker also wore the "C" on an interim basis (January 12-27) for Nashville in 2002-03.

**March 1, 2003:** Barry Trotz, the only coach in franchise history, coached his 392nd consecutive game with Nashville. The milestone established a mark for most NHL games coached by the first coach of an expansion team.

**June 19, 2003:** Brent Peterson was promoted to associate coach while Peter Horachek, formerly the head coach of the Predators' top developmental affiliate, the AHL's Milwaukee Admirals, was hired as an assistant coach.

**June 21-22, 2003:** The Nashville Predators hosted the 2003 NHL Entry Draft at Bridgestone Arena and made 13 picks overall, including eight of the first 98 players selected. More than 13,000 fans attended the two-day event which had an estimated economic impact of nearly \$10 million on Middle Tennessee.

**February 8, 2004:** For the first time since the team's inaugural season, Nashville was represented in the NHL All-Star Game. Kimmo Timonen (who was named to the Game in 1999, but did not participate due to injury) and Tomas Vokoun both played for the Western Conference at the Xcel Energy Center in St. Paul, Minn.

**April 3, 2004:** On the second-to-last day of the 2003-04 regular season, a loss by the Edmonton Oilers clinched the Predators' first-ever berth in the NHL Stanley Cup Playoffs.

**April 7, 2004:** The Predators headed to Detroit to take on the top-seeded Red Wings in the franchise's first playoff game. Despite a goal off the stick of Adam Hall only 16 seconds into the game, Detroit held on for a 3-1 win.

**April 11, 2004:** In the first home playoff game in team history, the Predators earned their first playoff victory, a 3-1 decision over Detroit.

**September 15, 2004:** NHL commissioner Gary Bettman announced that the league's 30 teams would lock out players as the collective bargaining agreement expired.

**February 15, 2005:** NHL commissioner Gary Bettman officially announced the cancellation of the 2004-05 NHL season.

**July 22, 2005:** The NHL announced that the Board of Governors unanimously approved the new collective bargaining agreement, officially ending the lockout.

**August 5, 2005:** The Predators announced the signing of free-agent forward Paul Kariya, the first First-Team NHL All-Star to sign with Nashville.

**October 5, 2005:** After nearly 18 months of inactivity, the Predators returned to NHL action with a 3-2 victory over the San Jose Sharks in front of a capacity crowd at Bridgestone Arena.

**October 8, 2005:** In their second game of the 2005-06 season, the Predators won their first shootout, a 3-2 victory over Anaheim. Paul Kariya scored the game-deciding shootout goal against his former team.

**March 18, 2006:** Nashville defeated Calgary 9-4 at Bridgestone Arena for its 40th win of the 2005-06 season, the first 40-win season in franchise history. The Predators ended the season with a record of 49-25-8 and led the NHL with 32 home wins.

**April 18, 2006:** Paul Kariya netted a hat trick as part of a four-point game in Nashville's 6-3 win over Detroit in the team's 2005-06 regular-season finale. Kariya finished the season with 31 goals and 85 points, the latter being a franchise record. Steve Sullivan also netted 31 goals, and he and Kariya became the first Predators to score 30-or-more goals in a season.

**January 24, 2007:** Kimmo Timonen represented Nashville in the 55th NHL All-Star Game in Dallas while Head Coach Barry Trotz served as an assistant coach for the Western Conference in the Game.

**February 15, 2007:** The Predators acquired legendary center Peter Forsberg from the Philadelphia Flyers for the 2007 stretch run.

**April 5, 2007:** With a 4-1 win over the St. Louis Blues, Nashville hit the 50-win mark for the first time in franchise history. The club would end the 2006-07 regular season with a record of 51-23-8 for a franchise-record 110 points.

**April 11, 2007:** In their third trip to the NHL Stanley Cup Playoffs, the Predators went to sudden-death overtime for the first time in Game One of their first-round series against the San Jose Sharks. After rallying from a two-goal deficit to tie the contest at 4-4, Nashville was ultimately upended by the winning goal from San Jose's Patrick Rissmiller at 8:14 of the second overtime period.

# TEAM HISTORY & RECORDS

## FRANCHISE TIMELINE

**May 22, 2007:** *The Sporting News* announces its 2006-07 awards and Predators GM David Poile was named NHL Executive of the Year and Head Coach Barry Trotz was named Coach of the Year. Both honors were determined by a vote of their peers.

**August 1, 2007:** Nashville owner Craig Leipold announced the signing of a letter of intent to sell the Nashville Predators and Powers Management to a local ownership group led by David Freeman, CEO of 36 Venture Capital.

**September 12, 2007:** Jason Arnott is named the fourth captain in franchise history.

**November 29, 2007:** The National Hockey League's Board of Governors approved the proposed sale of the Nashville Predators to Predators Holdings LLC.

**December 1, 2007:** David Legwand notched three points (1g-2a) in the third period of a 5-4 shootout win at Montreal. His first point (a goal) was the 302nd of his NHL career, moving him past Kimmo Timonen into sole possession of first place on the franchise's all-time scoring list.

**December 7, 2007:** Predators Holdings LLC., completed its purchase of the Nashville Predators and Powers Management (the company that operates Bridgestone Arena) for \$193 million from Craig Leipold and took over the day-to-day operation of the Predators and Bridgestone Arena.

**December 11, 2007:** The Predators' new ownership group, led by Chairman David Freeman, introduced Ed Lang as the organization's President of Business Operations and David Poile as President of Hockey Operations/General Manager.

**January 27, 2008:** Captain Jason Arnott represented Nashville in the 56th NHL All-Star Game in Atlanta, becoming the fourth Predator to represent the club in the mid-season classic.

**November 4, 2008:** Head Coach Barry Trotz became just the 10th coach in NHL history to coach 750 games with a single team.

**January 25, 2009:** Defenseman Shea Weber became the first Predators draft pick to represent the club in an All-Star Game.

**April 10, 2009:** After missing the previous 11 games due to injury, Jason Arnott scored six goals in the final four games of the season, ending 2008-09 with a franchise-record 33 goals in just 65 games played.

**June 18, 2009:** Steve Sullivan became Nashville's first NHL award recipient, winning the Bill Masterton Trophy, given to the player who "best exemplifies the qualities of perseverance, sportsmanship and dedication to hockey." Sullivan returned on Jan. 10, 2009 from a 23-month absence due to injury.

**February 23, 2010:** The Predators and Bridgestone Americas, Inc. announced a multi-year naming rights and marketing partnership for team's venue, naming it Bridgestone Arena.

**February 28, 2010:** Nashville defensemen Shea Weber (Canada) and Ryan Suter (United States) clash in the Gold Medal Game of the 2010 Vancouver Olympics. Weber's Canadian squad claims gold with a 3-2 overtime victory, with Suter earning silver while logging a game-high 31:31 of ice time. Weber is named to the Olympic All-Tournament Team.

**March 1, 2010:** The Predators ownership group announced a change in the leadership of its board of directors, as Tom Cigarran became the club's new chairman, replacing David Freeman who stepped down as chairman after serving three years in this role.

**April 3, 2010:** With a 4-3 overtime victory at Detroit, the Predators clinched their fifth playoff berth in a six-season span, a feat duplicated by only three other Western Conference teams, and seven other NHL franchises overall.

**April 16, 2010:** Led by two goals by J.P. Dumont, the Predators scored four straight third-period goals to claim a 4-1 victory over Chicago in Game One of the teams' Western Conference Quarterfinal Series. It is the first road playoff win in franchise history.

**April 28, 2010:** Predators Head Coach Barry Trotz is named a nominee for the Jack Adams Award, given annually to the NHL's top coach. It is the second time in franchise history someone from the organization is nominated for an NHL Award. One week later, General Manager David Poile is revealed as one of three finalists for the inaugural GM of the Year Award.

**July 8, 2010:** Shea Weber is named the fifth captain in franchise history.

**August 10, 2010:** Jeff Cogen is named the team's first-ever Chief Executive Officer and Sean Henry is named the franchise's President/Chief Operating Officer.



# TEAM HISTORY & RECORDS

## ALL-TIME TRADES & ACQUISITIONS

- June 1, 1998:** Acquired forward Marian Cisar from Los Angeles for future considerations.
- June 4, 1998:** Signed free-agent defenseman Jayson More.
- June 8, 1998:** Signed free-agent forward Rob Valicevic.
- June 11, 1998:** Signed free-agent forward Mark Mowers.
- June 26, 1998:** Selected 26 players in the NHL Expansion Draft: Chris Armstrong (FLA), Blair Atcheynum (STL), Joel Bouchard (CGY), Bob Boughner (BUF), Paul Brousseau (T.B), Doug Brown (DET), Andrew Brunette (WSH), Frederic Chabot (L.A), Patrick Cote (DAL), J.J. Daigneault (NYI), Jeff Daniels (CAR), Craig Darby (PHI), Mike Dunham (N.J), Doug Friedman (EDM), Tony Hrkac (PIT), Al Iafrate (S.J), Greg Johnson (CHI), Uwe Krupp (COL), Denny Lambert (OTT), Mike Richter (NYR), Mikhail Shtalenkov (ANA), John Slaney (PHX), Mike Sullivan (BOS), Tomas Vokoun (MTL), Scott Walker (VAN) and Rob Zetterler (TOR). Acquired forward Darren Turcotte and St. Louis' highest compensatory selection in the 1999 NHL Entry Draft (traded to Florida; Florida selected Alex Auld) from St. Louis for future considerations. Acquired goaltender Dominic Roussel and defenseman Jeff Staples from Philadelphia for a seventh-round selection in the 1998 NHL Entry Draft (Cam Ondrik). Acquired defensesmen Jan Vopat and Kimmo Timonen from Los Angeles for future considerations. Acquired forward Sergei Krivokrasov from Chicago for future considerations. Acquired forward Jim Dowd from Calgary for future considerations. Acquired forward Ville Peltonen from San Jose for a fifth-round selection in the 1998 NHL Entry Draft (traded to Phoenix; Phoenix selected Josh Blackburn). Acquired forward Sebastian Bordeleau from Montreal for future considerations. Acquired a fifth-round selection in the 1998 NHL Entry Draft (Martin Beauchesne) from Colorado for future considerations.
- June 27, 1998:** Acquired a first-round (David Legwand) and third-round selection (Geoff Koch) in the 1998 NHL Entry Draft from San Jose for a first-round (Brad Stuart) and second-round selection (Jonathan Cheechoo) in the 1998 NHL Entry Draft. Selected forwards Denis Arkipov, Martin Bartek, Craig Brunel, Geoff Koch and David Legwand and defensesmen Martin Beauchesne, Kent Sauer and Karlis Skrastins in the 1998 NHL Entry Draft. Signed free-agent forward Patric Kjellberg.
- June 30, 1998:** Acquired a seventh-round selection in the 1999 NHL Entry Draft (Kyle Kettles) from Phoenix for forward Mike Sullivan.
- July 6, 1998:** Signed free-agent forward Tom Fitzgerald.
- July 7, 1998:** Acquired forward Vitali Yachmenev from Los Angeles for future considerations.
- July 9, 1998:** Signed free-agent forward David Gosselin. Traded forward Tony Hrkac to Dallas for future considerations.
- July 13, 1998:** Signed free-agent forward Matt Henderson.
- July 14, 1998:** Acquired forward Petr Sykora, a third-round selection in the 1999 NHL Entry Draft (traded to Edmonton; Edmonton selected Mike Comrie) and a conditional selection in the 1999 NHL Entry Draft (Alexandre Krevsun) from Detroit for forward Doug Brown.
- July 16, 1998:** Signed free-agent forward Brad Smyth.
- July 20, 1998:** Goaltender Frederic Chabot claimed on waivers by Los Angeles.
- August 6, 1998:** Signed free-agent defenseman Jamie Heward.
- August 19, 1998:** Signed free-agent forward Jeff Nelson.
- August 26, 1998:** Signed free-agent defensesmen Shannon Finn and Kaj Linna.
- October 1, 1998:** Acquired defensesmen Drake Berehowsky and Greg de Vries and goaltender Eric Fichaud from Edmonton for forward Jim Dowd and goaltender Mikhail Shtalenkov.
- October 5, 1998:** Acquired defenseman Marc Moro and goaltender Chris Mason from Anaheim for goaltender Dominic Roussel. Claimed forward Zdeno Ciger from Edmonton in the 1998 NHL Waiver Draft.
- October 12, 1998:** Signed free-agent defenseman Jeff Kealty.
- October 25, 1998:** Acquired a third-round selection in the 1999 Entry Draft (traded to Colorado; Colorado selected Branko Radivojevic) from Colorado for defenseman Greg de Vries.
- October 28, 1998:** Signed free-agent forward Bobby Russell.
- October 31, 1998:** Acquired forward Cliff Ronning and defenseman Richard Lintner from Phoenix for future considerations.
- January 13, 1999:** Traded defenseman J.J. Daigneault to Phoenix for future considerations.
- January 26, 1999:** Acquired defenseman Sergei Klimientiev from Philadelphia for future considerations.
- March 12, 1999:** Claimed defenseman Dan Keczer on waivers from Dallas.
- March 23, 1999:** Acquired a sixth-round selection in the 2000 NHL Entry Draft (Zbynek Irgl) from St. Louis for forward Blair Atcheynum.
- April 19, 1999:** Acquired defenseman Bubba Berenzweig from the New York Islanders for a fourth-round selection in the 1999 NHL Entry Draft (Johan Halvarsson).
- May 3, 1999:** Traded forward Brad Smyth to the New York Rangers for future considerations.
- May 4, 1999:** Signed free-agent forward Danny Riva.
- June 17, 1999:** Signed free-agent defenseman Jayme Filipowicz.
- June 21, 1999:** Acquired a conditional selection in the 2000 NHL Entry Draft (Matt Hendricks) from Atlanta for forward Andrew Brunette.
- June 22, 1999:** Traded forward Jeff Nelson to Washington for future considerations.
- June 26, 1999:** Acquired Toronto's fourth-round selection in the 1999 NHL Entry Draft (Yevgeny Pavlov) and future considerations from Carolina for goaltender Eric Fichaud. Acquired forward Phil Crowe from Atlanta for future considerations. Acquired defenseman Craig Millar from Edmonton for Detroit's third-round selection in the 1999 NHL Entry Draft (Mike Comrie). Acquired a second-round selection in the 1999 NHL Entry Draft (traded to Colorado; Colorado selected Martin Grenier) and a third-round selection in the 2000 NHL Entry Draft (Libor Pivko) from Florida for a second-round selection in the 1999 NHL Entry Draft (Alex Auld). Acquired two second-round selections in the 1999 NHL Entry Draft (Adam Hall, Andrew Hutchinson) from Colorado for a second-round selection (Martin Grenier) and a third-round selection (Branko Radivojevic) in the 1999 NHL Entry Draft. Selected forwards Jonas Andersson, Martin Erat, Adam Hall, Darren Haydar, Alexandre Krevsun, Konstantin Panov, Yevgeny Pavlov, defensesmen Brett Angel, Miroslav Duras, Ed Hill, Timo Helbling and Andrew Hutchinson and goaltenders Brian Finley, Kyle Kettles and Jan Lasak in the 1999 NHL Entry Draft.
- July 26, 1999:** Signed free-agent forward Brent Peterson and free-agent defenseman Alexandre Boikov.
- August 10, 1999:** Signed free-agent forward Steve Washburn and free-agent goaltender Corey Hirsch.
- August 16, 1999:** Acquired forward Randy Robitaille from Atlanta for forward Denny Lambert.
- September 27, 1999:** Acquired forward Paul Healey from Philadelphia for forward Matt Henderson.
- October 2, 1999:** Signed free-agent forward Jason Dawe.
- November 10, 1999:** Claimed defenseman Bill Houlder on waivers from Tampa Bay.

# TEAM HISTORY & RECORDS

## ALL-TIME TRADES & ACQUISITIONS

- November 16, 1999:** Acquired a conditional selection in the 2001 NHL Entry Draft from Philadelphia for forward Steve Washburn.
- January 20, 2000:** Claimed forward Niklas Andersson on waivers from the New York Islanders.
- February 2, 2000:** Acquired defenseman Stewart Malgunas from Washington for a conditional selection in the 2001 NHL Draft. Acquired defenseman John Namestnikov from the New York Rangers for forward Jason Dawe.
- February 6, 2000:** Defenseman Stewart Malgunas claimed on waivers by Calgary.
- February 9, 2000:** Acquired defenseman Rory Fitzpatrick from St. Louis for defenseman Dan Keczer.
- February 14, 2000:** Acquired forward Eric Bertrand from Philadelphia for future considerations.
- February 19, 2000:** Forward Niklas Andersson claimed on waivers by the New York Islanders.
- March 13, 2000:** Acquired defenseman Pavel Skrbek from Pittsburgh for defenseman Bob Boughner.
- March 14, 2000:** Defenseman Joel Bouchard claimed on waivers by Dallas. Acquired forward Petr Sachl from the New York Islanders for a ninth-round selection in the 2000 Entry Draft (Tomi Pettinen). Acquired defenseman Cale Hulse and a third-round selection in the 2001 Entry Draft (Denis Platonov) from Calgary for forward Sergei Krivokrasov. Traded goaltender Corey Hirsch to Anaheim for future considerations.
- March 27, 2000:** Forward Darren Turcotte announced his retirement. Signed free-agent forward Greg Classen.
- May 1, 2000:** Signed free-agent forward Ryan Tobler.
- May 23, 2000:** Claimed forwards Sean Haggerty and Mike Watt on waivers from the New York Islanders.
- June 12, 2000:** Acquired a fifth-round selection in the 2000 NHL Entry Draft (Matt Koalska) from Edmonton for forward Patrick Cote.
- June 24-25, 2000:** Acquired a third-round selection in the 2001 NHL Entry Draft (traded to Philadelphia; Philadelphia selected Patrick Sharp) from Detroit for a fourth-round selection in the 2000 NHL Entry Draft (Stefan Liv). Selected forwards Scott Hartnell, Matt Hendricks, Zbynek Irgl, Matt Koalska, Libor Pivko and Daniel Widing, defenseman Mats Christeen, Tomas Harant, Martin Hohener, Mattias Nilsson and Mike Stuart and goaltender Jure Penko in the 2000 NHL Entry Draft.
- August 15, 2000:** Signed free-agent forward Brantt Myhres.
- September 25, 2000:** Signed free-agent forward Jeremy Stevenson. Acquired defenseman Alexei Vasiliev from the New York Rangers for a conditional draft selection.
- September 29, 2000:** Acquired defenseman Mark Eaton from Philadelphia for Detroit's third-round selection in the 2001 NHL Entry Draft (Patrick Sharp). Forward Zdeno Ciger claimed by Minnesota in the 2000 NHL Waiver Draft.
- October 25, 2000:** Defenseman Craig Millar claimed on waivers by Tampa Bay.
- January 2, 2001:** Claimed defenseman Robert Schnabel on waivers from Phoenix.
- January 12, 2001:** Traded defenseman Rory Fitzpatrick to Edmonton for future considerations.
- February 1, 2001:** Traded forward Brantt Myhres to Washington for future considerations.
- March 7, 2001:** Acquired defenseman Bert Robertsson from the New York Rangers for forward Ryan Tobler.
- March 9, 2001:** Acquired Atlanta's second-round selection in the 2001 NHL Entry Draft (Timofei Shishkanov) from Vancouver for defenseman Drake Berehowsky.
- March 13, 2001:** Forward Sebastien Bordeleau claimed on waivers by St. Louis.
- May 2, 2001:** Signed free-agent forward Bryan Lundbom.
- May 24, 2001:** Acquired defenseman Mikhail Chernov from Philadelphia for forward Mike Watt.
- June 1, 2001:** Signed free-agent forward Vladimir Orszagh. Claimed forward Bill Bowler on waivers from Columbus.
- June 19, 2001:** Claimed forward Yves Sarault on waivers from Atlanta.
- June 23-24, 2001:** Acquired a fourth-round selection in the 2001 NHL Entry Draft (Jordin Tootoo) from Philadelphia for a fourth-round (traded to Carolina; Carolina selected Rob Zepp), a fifth-round (Jussi Timonen) and a seventh-round (Thierry Douville) selection in the 2001 NHL Entry Draft. Selected forwards Gustav Grasberg, Denis Platonov, Oliver Setzinger, Timofei Shishkanov and Jordin Tootoo and defensemen Dan Hamhuis, Anton Lavrentiev, Mikko Lehtonen and Tomas Slovák in the 2001 NHL Entry Draft.
- July 2, 2001:** Signed free-agent forward Stu Grimson.
- July 31, 2001:** Acquired defenseman Andy Delmore from Philadelphia for a third-round selection in the 2002 NHL Entry Draft (traded to Phoenix; Phoenix selected Joe Callahan).
- August 8, 2001:** Signed free-agent forward Erik Anderson and free-agent defenseman Rich Brennan.
- October 9, 2001:** Acquired forward Nathan Perrott from Chicago for a conditional selection in the 2003 NHL Entry Draft.
- November 1, 2001:** Acquired forward Petr Tenkrat from Anaheim for forward Patrick Kjellberg.
- December 4, 2001:** Acquired forward Jay Legault from Anaheim for defenseman Bert Robertsson.
- December 18, 2001:** Acquired defenseman Brett Hauer from Los Angeles for defenseman Rich Brennan.
- January 11, 2002:** Acquired forward Petr Hubacek and defenseman Jason Beckett from Philadelphia for forward Yves Sarault and a conditional selection in the 2003 NHL Entry Draft.
- January 30, 2002:** Claimed forward Reid Simpson on waivers from Montreal.
- February 6, 2002:** Acquired forward Steve Dubinsky from Chicago for future considerations.
- March 1, 2002:** Acquired defensemen D.J. Smith and Marty Wilford from Toronto for defenseman Marc Moro. Acquired a conditional draft selection (Matt Davis) from Colorado for defenseman D.J. Smith.
- March 13, 2002:** Acquired a fourth-round selection in the 2003 NHL Entry Draft (traded to Anaheim; Anaheim selected Nathan Saunders) and future considerations from Chicago for forward Tom Fitzgerald.
- March 16, 2002:** Acquired defenseman Jere Karalahti and a conditional selection in the 2003 NHL Entry Draft (Teemu Lassila) from Los Angeles for forward Cliff Ronning.
- March 17, 2002:** Acquired forward Jukka Hentunen from Calgary for a conditional selection in the 2003 NHL Entry Draft.
- March 19, 2002:** Acquired defenseman Peter Smrek from the New York Rangers for defenseman Richard Lintner.
- May 6, 2002:** Signed free-agent forward Vernon Fiddler.
- May 15, 2002:** Acquired forward Steve Parsons from Pittsburgh for future considerations.

## TEAM HISTORY & RECORDS

### ALL-TIME TRADES & ACQUISITIONS

- June 22-23, 2002:** Acquired a third-round selection in the 2002 NHL Entry Draft (traded to Detroit; Detroit selected Valtteri Filppula) from Anaheim for future considerations. Acquired a third-round selection in the 2002 NHL Entry Draft (traded to Toronto; Toronto selected Dominic D'Amour) and a second-round selection in the 2003 NHL Entry Draft (Konstantin Glazachev) from Buffalo for a second-round selection in the 2002 NHL Entry Draft (traded to Edmonton; Edmonton selected Jarret Stoll). Acquired a third-round selection in the 2003 NHL Entry Draft (Paul Brown) from Washington for forward Petr Sykora. Acquired a conditional third-round selection in the 2003 NHL Entry Draft (Alexander Sulzer) from Toronto for a third-round selection in the 2002 NHL Entry Draft (Dominic D'Amour). Acquired a third-round selection in the 2003 NHL Entry Draft (Grigory Shafigulin) from Detroit for a third-round selection in the 2002 NHL Entry Draft (Valtteri Filppula). Selected forwards Kaleb Betts, Patrick Jarrett, Brandon Segal and Scottie Upshall, defensemen Josh Morrow and Steven Spencer and goaltenders Matt Davis and Mike McKenna in the 2002 NHL Entry Draft.
- June 29, 2002:** Acquired forward Cameron Mann and goaltender Ed Belfour from Dallas for forward David Gosselin and a fifth-round selection in the 2003 NHL Entry Draft (Eero Kilpelainen).
- June 30, 2002:** Acquired forward Tie Domi from Toronto for an eighth-round selection in the 2003 NHL Entry Draft (Shaun Landolt).
- July 11, 2002:** Signed free-agent forwards Brent Gilchrist and Clarke Wilm.
- July 15, 2002:** Signed free-agent forwards Greg Koehler and Wyatt Smith.
- July 16, 2002:** Signed free-agent defenseman Pascal Trepanier.
- July 24, 2002:** Signed free-agent forwards Denis Pederson and Domenic Pittis.
- September 4, 2002:** Signed free-agent forward Andreas Johansson.
- October 4, 2002:** Claimed defenseman Francis Bouillon from Montreal in the 2002 NHL Waiver Draft. Forward Petr Tenkrat claimed by Florida in the 2002 NHL Waiver Draft.
- October 23, 2002:** Acquired defenseman Jason York from Anaheim for future considerations.
- October 25, 2002:** Defenseman Francis Bouillon claimed on waivers by Montreal.
- December 2, 2002:** Signed free-agent forward Reid Simpson.
- December 12, 2002:** Acquired forward Rem Murray and defensemen Tomas Kloucek and Marek Zidlicky from the New York Rangers for goaltender Mike Dunham.
- December 31, 2002:** Acquired forward Bob Wren from Toronto for forward Nathan Perrott.
- February 4, 2003:** Traded forward Greg Koehler to Los Angeles for future considerations.
- February 17, 2003:** Acquired forward Jon Sim from Dallas for defenseman Bubba Berenzweig and a conditional selection in the 2004 NHL Entry Draft.
- March 3, 2003:** Acquired forward Oleg Petrov from Montreal for a fourth-round selection in the 2003 NHL Entry Draft (traded to Washington; Washington selected Andreas Valdix).
- March 8, 2003:** Forward Jon Sim claimed on waivers by Los Angeles.
- March 9, 2003:** Acquired goaltender Wade Flaherty from Florida for defenseman Pascal Trepanier.
- March 10, 2003:** Traded forward Bob Wren to Ottawa for future considerations.
- March 11, 2003:** Claimed forward Todd Warriner on waivers from Philadelphia. Acquired defenseman Alexander Riazantsev from Colorado for a seventh-round selection in the 2003 NHL Entry Draft (Linus Videll).
- June 19, 2003:** Named Brent Peterson associate coach and Peter Horachek assistant coach.
- June 21, 2003:** Acquired forward Sergei Soin from Colorado for defenseman Tomas Slovák.
- June 22-23, 2003:** Acquired a fourth-round (Nick Fugere) and fifth-round selection (Kyle Moir) in the 2004 NHL Entry Draft from Anaheim for a fourth-round selection in the 2003 NHL Entry Draft (Nathan Saunders). Acquired two seventh-round selections in the 2003 NHL Entry Draft (Andrei Mukhachev, Miroslav Hanuljak) from Los Angeles for a sixth-round selection in the 2003 NHL Entry Draft (Esa Pirmes). Selected forwards Paul Brown, Lauris Dazins, Konstantin Glazachev and Grigory Shafigulin, defensemen Kevin Klein, Andrei Mukhachev, Richard Stehlik, Alexander Sulzer, Ryan Suter and Shea Weber and goaltenders Miroslav Hanuljak, Teemu Lassila and Rustam Sidikov in the 2003 NHL Entry Draft.
- June 26, 2003:** Acquired defenseman Curtis Murphy from Minnesota for defenseman Peter Smrek.
- June 27, 2003:** Acquired a third-round selection in the 2004 NHL Entry Draft (traded to Minnesota; Minnesota selected Clayton Stoner) from Buffalo for defenseman Andy Delmore.
- June 30, 2003:** Acquired a third-round selection in the 2004 NHL Entry Draft (traded to Ottawa; Ottawa selected Peter Reglin) from Colorado for defenseman Karlis Skratins.
- July 14, 2003:** Acquired forward Mike Farrell from Washington for defenseman Alexander Riazantsev.
- July 17, 2003:** Signed free-agent defenseman Ray Schultz.
- July 22, 2003:** Signed free-agent forward Jim McKenzie.
- September 10, 2003:** Signed free-agent forward Mathieu Darche and free-agent defenseman Jamie Allison.
- October 3, 2003:** Claimed defenseman Wade Brookbank from Ottawa and goaltender Chris Mason from Florida in the 2003 NHL Waiver Draft.
- October 22, 2003:** Claimed forward Jeremy Stevenson on waivers from Minnesota.
- November 4, 2003:** Signed free-agent forward Tony Hrkac.
- November 26, 2003:** Signed free-agent defenseman Stan Neckar.
- December 2, 2003:** Acquired forward Simon Gamache and defenseman Kirill Safronov from Atlanta for forward Ben Simon and defenseman Tomas Kloucek.
- December 17, 2003:** Traded defenseman Wade Brookbank to Vancouver for future considerations.
- December 31, 2003:** Claimed forward Jason Morgan on waivers from Calgary.
- January 30, 2004:** Claimed forward Jeremy Yablonski on waivers from St. Louis.
- February 16, 2004:** Acquired forward Steve Sullivan from Chicago for a second-round selection in the 2004 NHL Entry Draft (Ryan Carlock) and a second-round selection in the 2005 NHL Entry Draft (Michael Blunden).
- February 19, 2004:** Forward Jason Morgan claimed on waivers by Calgary.
- February 25, 2004:** Acquired an eighth-round selection in the 2004 NHL Entry Draft (Pekka Rinne) from Tampa Bay for defenseman Timo Helbling.
- March 5, 2004:** Acquired forward Sergei Zholtok and defenseman Brad Bombardir from Minnesota for Buffalo's third-round selection (Clayton Stoner) and a fourth-round selection (Patrick Bordeleau) in the 2004 NHL Entry Draft.

## TEAM HISTORY & RECORDS

# ALL-TIME TRADES & ACQUISITIONS

- March 9, 2004:** Acquired defenseman Shane Hnidy from Ottawa for Colorado's third-round selection in the 2004 NHL Entry Draft (Peter Reglin). Acquired a sixth-round selection in the 2004 NHL Entry Draft (Kevin Schaeffer) from Tampa Bay for defenseman Stan Neckar.
- June 26-27, 2004:** Selected forwards Stanislav Balan, Nick Fugere, Vaclav Meidl, Alexander Radulov and Michael Santorelli, defencemen Denis Kulyash, Janne Niskala, Kevin Schaeffer and Craig Switzer and goaltenders Kyle Moir and Pekka Rinne in the 2004 NHL Entry Draft.
- July 9, 2004:** Signed free-agent defenseman Greg Zanon.
- July 22, 2004:** Signed free-agent forwards Cam Severson and Jerred Smithson.
- July 26, 2004:** Signed free-agent defenseman Andreas Lilja.
- July 27, 2005:** Acquired forward Darcy Hordichuk from Florida for a fourth-round selection in the 2005 NHL Entry Draft (Matt Duffy).
- July 29, 2005:** Acquired a third-round selection in the 2005 NHL Entry Draft (Teemu Laakso) from Carolina for defenseman Andrew Hutchinson.
- July 30, 2005:** Acquired a fourth-round selection in the 2006 NHL Entry Draft (Niko Snellman) from Atlanta for defenseman Shane Hnidy. Selected forwards Patric Hornqvist, Ryan Maki and Cal O'Reilly and defencemen Cody Franson, Teemu Laakso, Ryan Parent and Scott Todd in the 2005 NHL Entry Draft.
- August 2, 2005:** Acquired defenseman Danny Markov from Philadelphia for a third-round selection in the 2006 NHL Entry Draft (traded to Los Angeles; Los Angeles selected Bud Holloway).
- August 4, 2005:** Signed free-agent defenseman Sheldon Brookbank.
- August 5, 2005:** Signed free-agent forward Paul Kariya.
- August 6, 2005:** Signed free-agent forward Scott Nichol.
- August 19, 2005:** Signed free-agent forward Randy Robitaille.
- August 31, 2005:** Signed free-agent forward Greg Classen.
- September 9, 2005:** Acquired forward Kris Beech from Pittsburgh for a conditional selection in the 2006 NHL Entry Draft (traded to Florida; Florida selected Derrick Lapoint).
- October 3, 2005:** Signed free-agent forward Yanic Perreault.
- October 4, 2005:** Forward Randy Robitaille claimed on waivers by Minnesota.
- October 24, 2005:** Acquired defenseman Rick Berry from Phoenix for future considerations.
- November 29, 2005:** Forward Simon Gamache claimed on waivers by St. Louis.
- January 28, 2006:** Claimed forward Simon Gamache on waivers from St. Louis.
- January 29, 2006:** Acquired forward Mike Sillinger from St. Louis for forward Timofei Shishkanov.
- February 13, 2006:** Defenseman Jamie Allison claimed on waivers by Florida.
- February 15, 2006:** Forward Jeremy Stevenson claimed on waivers by Dallas.
- March 9, 2006:** Acquired defenseman Brendan Witt from Washington for forward Kris Beech and a first-round selection in the 2006 NHL Entry Draft (Semyon Varlamov).
- May 18, 2006:** Signed free-agent defenseman Ville Koistinen.
- June 24, 2006:** Selected forwards Ryan Flynn, Blake Geoffrion, Viktor Sjödin and Niko Snellman and goaltender Mark Dekanich in the 2006 NHL Entry Draft.
- July 2, 2006:** Signed free-agent forward Jason Arnett.
- July 17, 2006:** Signed free-agent forwards Shane Endicott and Patrick Leahy, free-agent defenseman Nolan Yonkman and free-agent goaltender Karl Goehring.
- July 18, 2006:** Acquired forward Josef Vasicek from Carolina for forward Scott Walker.
- July 19, 2006:** Acquired forward Dominic Moore from the New York Rangers for forward Adam Hall. Acquired a third-round selection in the 2007 NHL Entry Draft (Ryan Thang) from Pittsburgh for forwards Dominic Moore and Libor Pivko.
- July 21, 2006:** Signed free-agent forward Ramzi Abid.
- August 21, 2006:** Signed free-agent defenseman Alex Henry.
- August 29, 2006:** Signed free-agent forward J.P. Dumont.
- October 2, 2006:** Signed free-agent forward Kim Staal.
- October 6, 2006:** Signed free-agent forward Kelsey Wilson.
- November 27, 2006:** Claimed goaltender Michael Leighton on waivers from Anaheim.
- January 11, 2007:** Goaltender Michael Leighton claimed on waivers by Philadelphia.
- January 17, 2007:** Signed free-agent forward Rich Peverley.
- January 26, 2007:** Acquired forward Chris Durno from Anaheim for forward Shane Endicott.
- February 9, 2007:** Acquired forward Eric Belanger from Carolina for forward Josef Vasicek.
- February 10, 2007:** Acquired defenseman Vitaly Vishnevski from Atlanta for forward Eric Belanger.
- February 15, 2007:** Acquired forward Peter Forsberg from Philadelphia for forward Scottie Upshall, defenseman Ryan Parent, and a first-round (traded to Nashville; Nashville selected Jonathon Blum) and third-round selection (traded to Washington; Washington selected Phil Desimore) in the 2007 NHL Entry Draft.
- February 27, 2007:** Acquired a fourth-round selection in the 2007 NHL Entry Draft (Mark Santorelli) from Buffalo for defenseman Mikko Lehtonen.
- June 1, 2007:** Signed free-agent forwards Antti Pihlstrom and Oliver Setzinger.
- June 4, 2007:** Acquired forward Matt Ellison from Philadelphia for future considerations.
- June 18, 2007:** Acquired a first-round selection in the 2007 NHL Entry Draft (Jonathon Blum) from the Philadelphia Flyers for the rights to forward Scott Hartnell and defenseman Kimmo Timonen.
- June 22, 2007:** Acquired a second-round selection in the 2007 NHL Entry Draft (Nick Spaling) and a first (traded to the New York Islanders; New York Islanders selected Joshua Bailey) and second-round selection (traded to the New York Islanders; New York Islanders selected Aaron Ness) in the 2008 NHL Entry Draft from the Florida Panthers for goaltender Tomas Vokoun. Selected defenseman Jonathon Blum in the 2007 NHL Entry Draft.
- June 23, 2007:** Selected forwards Ben Ryan, Mark Santorelli, Nick Spaling, Ryan Thang and Andreas Thuresson, defenseman Robert Dietrich and goaltenders Atte Engren and Jeremy Smith in the 2007 NHL Entry Draft.
- June 26, 2007:** Traded forward Brandon Segal to Anaheim for future considerations.
- July 2, 2007:** Signed free-agent forwards Radek Bonk and Jed Ortmeyer, free-agent defenseman Greg de Vries and free-agent goaltender Dov Grumet-Morris.

# TEAM HISTORY & RECORDS

## ALL-TIME TRADES & ACQUISITIONS

- July 5, 2007:** Signed free-agent forward Shane Willis and free-agent goaltender Dan Ellis.
- July 26, 2007:** Signed free-agent forward Martin Gelinas.
- September 4, 2007:** Signed free-agent forward Josh Langfeld.
- February 26, 2008:** Acquired Brandon Bochenski from Anaheim for future considerations. Acquired Jan Hlavac from Tampa Bay for a seventh-round selection in the 2008 Entry Draft (traded to Philadelphia; Philadelphia selected Joacim Eriksson).
- May 6, 2008:** Signed free-agent forward Ian McKenzie.
- June 19, 2008:** Acquired a fifth-round selection in the 2009 NHL Entry Draft (traded to Tampa Bay; Tampa Bay selected Michael Zador), for forward Darcy Hordichuk and a fifth-round selection in the 2010 NHL Entry Draft (traded to Phoenix, Phoenix selected Louis Domingue).
- June 20, 2008:** Acquired the New York Rangers' fourth-round selection in the 2008 NHL Entry Draft (traded to the New York Rangers; New York Rangers selected Dale Weise) from St. Louis for goaltender Chris Mason. Acquired Toronto's first-round selection in the 2008 NHL Entry Draft (Colin Wilson) from the New York Islanders for Florida's first-round (Joshua Bailey) and second-round (Aaron Ness) selections in the 2008 NHL Entry Draft. Acquired Ottawa's first-round selection in the 2008 NHL Entry Draft (Chet Pickard) and third-round selection in the 2009 Entry Draft (Taylor Beck) for a first-round selection in the 2008 NHL Entry Draft (Erik Karlsson). Selected forward Colin Wilson and goaltender Chet Pickard in the 2008 Entry Draft.
- June 21, 2008:** Acquired Toronto's second-round selection in the 2008 NHL Entry Draft (Roman Josi) from Phoenix for a second-round (traded to Florida; Florida selected Colby Robak) and a third-round selection (Mathieu Brodeur) in the 2008 NHL Entry Draft. Acquired a seventh-round selection in the 2008 NHL Entry Draft (Anders Lindback) and Toronto's fourth-round selection in the 2009 NHL Entry Draft (Craig Smith) from San Jose for a fourth-round selection in the 2008 NHL Entry Draft (Hani Sateri). Acquired a seventh-round selection in the 2008 NHL Entry Draft (Jani Lajunen) and a fourth-round selection in the 2009 NHL Entry Draft (Nick Oliver) from the New York Rangers for the New York Rangers' fourth-round selection in the 2008 NHL Entry Draft (via St. Louis, Dale Weise). Selected forwards Jani Lajunen and Taylor Stefishen, defencemen Jeffrey Foss and Roman Josi, and goaltender Anders Lindback in the 2008 NHL Entry Draft.
- June 24, 2008:** Acquired forward Triston Grant and a seventh-round selection in the 2009 NHL Entry Draft (traded to St. Louis; St. Louis selected Maxwell Tardy) from Philadelphia for defenseman Janne Niskala.
- July 1, 2008:** Acquired forward Ryan Jones and a second-round selection in the 2009 NHL Entry Draft (Charles-Olivier Roussel) from Minnesota for defenseman Marek Zidlicky. Signed free-agent goaltender Drew MacIntyre.
- July 9, 2008:** Signed free-agent forward Josh Gratton.
- July 14, 2008:** Signed free-agent forward Joel Ward.
- September 29, 2008:** Acquired center Nick Tarnasky from Tampa Bay for a sixth-round selection in the 2009 Entry Draft (Jaroslav Janus).
- October 30, 2008:** Acquired forward Hugh Jessiman from the New York Rangers for future considerations. Acquired defenseman Tim Ramholt from Philadelphia for forward Josh Gratton.
- November 27, 2008:** Acquired forward Wade Belak from Florida for forward Nick Tarnasky.
- January 10, 2008:** Forward Rich Peverley claimed on waivers by Atlanta.
- June 15, 2009:** Named Martin Gelinas the team's Director of Player Development.
- June 26, 2009:** Selected defenseman Ryan Ellis in the 2009 NHL Entry Draft.
- June 27, 2009:** Traded Carolina's fifth-round selection in the 2009 Entry Draft (Michael Zador) to Tampa Bay for its fifth-round selection in the 2010 Entry Draft (Patrick Cehlin). Traded Philadelphia's seventh-round selection in the 2009 Entry Draft (Maxwell Tardy) to St. Louis for its seventh-round selection in the 2010 Entry Draft (David Eisner). Selected forwards Taylor Beck, Gabriel Bourque, Zach Budish, Michael Latta, Nick Oliver Cameron Reid and Craig Smith, and defencemen Mattias Ekholm and Charles-Olivier Roussel in the 2009 Entry Draft.
- July 14, 2009:** Signed free-agent forward Ben Guite.
- July 16, 2009:** Signed free-agent forward Peter Olvecky.
- July 20, 2009:** Signed free-agent forward Ben Eaves.
- August 21, 2009:** Signed free-agent forward Marcel Goc.
- September 30, 2009:** Signed free-agent defenseman Francis Bouillon.
- October 7, 2009:** Signed free-agent forward Dave Scatchard.
- March 1, 2010:** Acquired defenseman Denis Grebeshkov from Edmonton for a second-round selection in the 2010 Entry Draft (Curtis Hamilton).
- March 3, 2010:** Forward Ryan Jones claimed on waivers by Edmonton. Acquired forward Dustin Boyd from Calgary for a fourth-round selection in the 2010 Entry Draft (Bill Arnold).
- April 20, 2010:** Signed free-agent forward Linus Klasen to a one-year contract.
- June 19, 2010:** Acquired defenseman Ryan Parent from Philadelphia for defenseman Dan Hamhuis. Acquired forward Matt Halischuk and a second-round selection in the 2011 Entry Draft for forward Jason Arnott.
- June 25, 2010:** Selected forward Austin Watson in the 2010 Entry Draft.
- June 26, 2010:** Selected forwards Patrick Cehlin, David Eisner and Jonas Rask and defencemen Taylor Aronson and Anthony Bitetto in the 2010 Entry Draft.
- June 29, 2010:** Acquired forward Sergei Kostitsyn from Montreal for forward Dustin Boyd and goaltender Dan Ellis.
- July 2, 2010:** Signed free-agent forward Matthew Lombardi to a three-year contract.
- July 9, 2010:** Signed free-agent defenseman Brett Pain to a one-year contract.
- July 16, 2010:** Signed free-agent forward Jamie Lundmark to a one-year contract.
- August 5, 2010:** Acquired a conditional fifth-round selection in the 2011 Entry Draft for forward Michael Santorelli.
- September 1, 2010:** Acquired defenseman Grant Lewis from Atlanta for forward Ian McKenzie.

# TEAM HISTORY & RECORDS

## TEAM RECORDS - SEASON

### STREAKS

#### LONGEST UNBEATEN STREAK

- 8 - (8-0-0) 10/5-10/25/05
- (5-0-3-0) 12/18/99-1/1/00
- 7 - (7-0-0) 11/12-11/25/09
- (5-0-2-0) 1/8-1/19/04
- (4-0-3-0) 12/6-12/23/01

#### At Home:

- 11 - (9-0-2-0) 12/20/03-1/31/04
- (8-0-3-0) 11/3-12/23/01
- 8 - (8-0-0) 1/6-2/8/07
- (7-0-1-0) 2/13-3/6/03

#### On Road:

- 7 - (7-0-0) 10/16-11/4/06
- 5 - (5-0-0) 3/12-4/3/10
- (5-0-0) 12/29/09-1/15/10
- 4 - (4-0-0) 12/4-12/19/09
- (4-0-0-0) 3/20-4/4/04
- (4-0-0-0) 11/24-12/04/03

#### LONGEST WINNING STREAK

- 8 - 10/5-10/25/05
- 7 - 11/12-11/25/09
- 6 - five times, last 3/12-3/21/10

#### At Home:

- 8 - 1/6-2/8/07
- 7 - 10/29-11/23/09
- 2/13-3/1/03
- 6 - 2/11-3/20/06
- 11/3-12/6/01

#### On Road:

- 7 - 10/16-11/4/06
- 5 - 3/12-4/3/10
- 12/29/09-1/15/10
- 4 - 12/4-12/19/09
- 3/20-4/4/04
- 11/24-12/04/03

#### LONGEST POINT STREAK

- 10 - (9-0-1) 10/14-11/4/06
- (8-0-2) 3/2-3/21/06
- (7-0-3) 2/19-3/10/07

#### At Home:

- 13 - (9-0-3-1) 12/13/03-1/31/04
- 12 - (9-0-3) 10/14-12/16/06
- 11 - (8-0-3-0) 11/3-12/23/01

#### On Road:

- 7 - (6-0-1) 11/12-12/19/09
- (7-0-0) 10/16-11/4/06
- 6 - (4-0-2) 1/4-1/24/06
- 5 - four times, last (5-0-0) 3/12-4/3/10

#### LONGEST WINLESS STREAK

- 15 - (0-10-3-2) 3/10-4/6/03
- 8 - (0-7-1-0) 3/7-3/21/02
- 7 - four times, last (0-3-3-1) 3/6-3/19/04

#### At Home:

- 9 - (0-8-1) 1/21-3/2/99
- 7 - (0-4-2-1) 3/6-4/1/03
- (0-3-4-0) 10/17-11/16/00

#### On Road:

- 9 - (0-6-2-1) 3/12-4/6/03
- (0-3-2-4) 10/11-11/7/02
- (0-8-1-0) 11/2-12/2/01

#### LONGEST LOSING STREAK

- 7 - 11/20-12/2/99
- 6 - five times, last 10/10-10/21/09

#### At Home:

- 6 - 2/21-3/20/08
- 2/26-3/21/02
- 1/21-2/15/99
- 5 - 10/13-10/30/01

#### On Road:

- 7 - 12/8/08-1/11/09
- 1/26-3/5/06
- 5 - nine times, last 1/21-2/9/10

#### MOST CONSECUTIVE TIES

- 2 - five times, last 3/11-3/13/04

#### At Home:

- 2 - 1/1-1/10/02
- 12/8-12/11/01
- 12/18-12/23/99

#### On Road:

None

#### LONGEST SHUTOUT STREAK

- 233:39 - 3/22-3/30/08
- 149:04 - 3/16-3/21/10
- 147:12 - 2/8-2/26/02

#### At Home:

- 165:42 - 3/2-3/18/06
- 163:24 - 2/20-3/1/03
- 153:52 - 3/16-3/23/10

#### On Road:

- 165:38 - 3/15-3/30/08
- 160:57 - 4/5-4/11/06
- 131:06 - 3/8-3/11/01

#### MOST CONSECUTIVE GAMES WITHOUT BEING SHUTOUT

- 70 - 10/25/07-3/30/08
- 57 - 2/26/04-1/1/06
- 36 - 3/3-11/4/06
- 11/27/99-2/15/00

#### At Home:

- 148 - 1/13/04-11/17/08
- 35 - 10/13/98-3/16/99
- 34 - 10/5/99-3/12/00

#### On Road:

- 34 - 10/23/07-3/28/08
- 1/14/99-11/22/99
- 33 - 11/7/09-4/7/10
- 28 - 3/3/04-12/30/05

#### LONGEST SCORELESS STREAK

- 166:44 - 12/4-12/10/00
- 161:02 - 11/20-11/26/00
- 152:50 - 12/7-12/12/02

#### At Home:

- 191:44 - 3/25-4/1/10
- 165:45 - 11/18-11/28/00
- 116:15 - 12/23-12/29/01

#### On Road:

- 217:55 - 3/27-4/6/03
- 166:44 - 12/4-12/10/00
- 154:32 - 2/3-2/23/00

### POINTS

#### MOST POINTS

- 110 - 2006-07 (51-23-8)
- 106 - 2005-06 (49-25-8)
- 100 - 2009-10 (47-29-6)

#### At Home:

- 65 - 2005-06 (32-8-1)
- 61 - 2006-07 (28-8-5)
- 53 - 2003-04 (22-10-7-2)

#### On Road:

- 49 - 2009-10 (23-15-3)
- 2006-07 (23-15-3)
- 41 - 2007-08 (18-18-5)
- 2000-01 (18-18-2-3)
- 2005-06 (17-17-7)

#### FEWEST POINTS

- 63 - 1998-99 (28-47-7)
- 69 - 2001-02 (28-41-13-0)
- 70 - 1999-00 (28-40-7-7)

#### At Home:

- 34 - 1998-99 (15-22-4)
- 35 - 1999-00 (15-21-3-2)
- 39 - 2000-01 (16-18-7-0)

#### On Road:

- 27 - 2001-02 (11-25-5-0)
- 29 - 1998-99 (13-25-3)
- 32 - 2002-03 (9-18-8-6)

### WINS

#### MOST WINS

- 51 - 2006-07
- 49 - 2005-06
- 47 - 2009-10

#### At Home:

- 32 - 2005-06
- 28 - 2006-07
- 24 - 2009-10
- 2008-09

#### On Road:

- 23 - 2009-10
- 2006-07
- 18 - 2007-08
- 2000-01

#### FEWEST WINS

- 27 - 2002-03
- 28 - 2001-02
- 1999-00
- 1998-99

#### At Home:

- 15 - 1999-00
- 1998-99
- 16 - 2000-01

#### On Road:

- 9 - 2002-03
- 11 - 2001-02
- 13 - 1999-00
- 1998-99

#### FEWEST GAMES TO 10 WINS

- 15 - 11/11/06
- 11/10/05
- 18 - 11/15/07

#### FEWEST GAMES TO 20 WINS

- 30 - 12/17/05
- 31 - 12/14/06
- 34 - 12/15/09

#### FEWEST GAMES TO 30 WINS

- 44 - 1/12/07
- 48 - 1/23/06
- 54 - 1/30/10

#### FEWEST GAMES TO 40 WINS

- 61 - 2/19/07
- 67 - 3/18/06
- 71 - 3/18/10

#### FEWEST GAMES TO 50 WINS

- 81 - 4/5/07

### REGULATION LOSSES

#### MOST REGULATION LOSSES

- 47 - 1998-99
- 41 - 2001-02
- 40 - 1999-00

#### At Home:

- 22 - 1998-99
- 21 - 1999-00
- 18 - 2000-01

#### On Road:

- 25 - 2001-02
- 1998-99
- 19 - 2003-04
- 1999-00

#### FEWEST REGULATION LOSSES

- 23 - 2006-07
- 25 - 2005-06
- 29 - 2009-10
- 2003-04

#### At Home:

- 8 - 2006-07
- 2005-06
- 10 - 2003-04

#### On Road:

- 15 - 2009-10
- 2006-07
- 17 - 2005-06

# TEAM HISTORY & RECORDS

## TEAM RECORDS - SEASON

### TIES

**MOST TIES**  
13 - 2002-03  
- 2001-02  
11 - 2003-04

**At Home:**  
8 - 2001-02  
7 - 2003-04  
- 2000-01

**On Road:**  
8 - 2002-03  
5 - 2001-02

**FEWEST TIES**  
7 - 1999-00  
- 1998-99

**At Home:**  
3 - 1999-00  
4 - 1998-99

**On Road:**  
2 - 2000-01  
3 - 1998-99

### OVERTIME LOSSES

#### MOST OVERTIME LOSSES

9 - 2007-08  
8 - 2008-09  
- 2006-07  
- 2005-06

**At Home:**  
5 - 2006-07  
4 - 2008-09  
- 2007-08

**On Road:**  
7 - 2005-06  
6 - 2002-03  
5 - 2007-08  
- 1999-00

#### FEWEST OVERTIME LOSSES

0 - 2001-02  
2 - 1998-99  
3 - 2000-01

**At Home:**  
0 - 2001-02  
- 2000-01  
1 - three times,  
last 2005-06

**On Road:**  
0 - 2001-02  
1 - 1998-99  
2 - 2003-04

### GOALS

**MOST GOALS SCORED**  
272 - 2006-07  
259 - 2005-06  
230 - 2007-08

**At Home:**  
153 - 2006-07  
142 - 2005-06  
120 - 2007-08

**On Road:**  
119 - 2006-07  
117 - 2009-10  
- 2005-06  
110 - 2007-08

#### FEWEST GOALS SCORED

183 - 2002-03  
186 - 2000-01  
190 - 1998-99

**At Home:**  
92 - 2000-01  
98 - 2002-03  
101 - 2001-02

**On Road:**  
85 - 2002-03  
86 - 1998-99  
94 - 2000-01

#### MOST GOALS AGAINST

261 - 1998-99  
240 - 1999-00  
233 - 2008-09

**At Home:**  
126 - 1998-99  
116 - 1999-00  
113 - 2007-08

**On Road:**  
135 - 2001-02  
- 1998-99  
133 - 2005-06

#### FEWEST GOALS AGAINST

200 - 2000-01  
206 - 2002-03  
212 - 2006-07

**At Home:**  
90 - 2002-03  
93 - 2003-04  
94 - 2005-06

**On Road:**  
98 - 2000-01  
107 - 2006-07  
116 - 2007-08  
- 2002-03

#### MOST 30-GOAL SCORERS

2 - 2005-06  
(Kariya, Sullivan)  
1 - 2009-10 (Hornqvist)  
- 2008-09 (Arnott)

#### MOST 20-GOAL SCORERS

6 - 2006-07 (Arnott, Legwand,  
Kariya, Hartnell, Sullivan,  
Dumont)  
5 - 2005-06 (Kariya, Sullivan,  
Hartnell, Perreault, Erat)  
4 - 2007-08 (Dumont, Arnott,  
Radulov, Erat)

### SPECIAL TEAMS

**MOST POWER PLAY GOALS**  
94 - 2005-06  
72 - 2003-04  
71 - 2006-07

**At Home:**  
50 - 2005-06  
44 - 2006-07  
41 - 2003-04

**On Road:**  
44 - 2005-06  
32 - 2002-03  
31 - 2003-04

#### FEWEST POWER PLAY GOALS

40 - 1998-99  
41 - 1999-00  
47 - 2009-10

**At Home:**  
20 - 1999-00  
24 - 1998-99  
26 - 2009-10  
- 2001-02

**On Road:**  
16 - 1998-99  
19 - 2000-01  
21 - 2009-10  
- 1999-00

#### MOST POWER PLAY CHANCES

512 - 2005-06 (94 PPGs, 18.4%)  
426 - 2003-04 (72 PPGs, 16.9%)  
418 - 2002-03 (58 PPGs, 13.9%)

**At Home:**  
260 - 2005-06 (50 PPGs, 19.2%)  
234 - 2003-04 (41 PPGs, 17.5%)  
219 - 2006-07 (44 PPGs, 20.1%)

**On Road:**  
252 - 2005-06 (44 PPGs, 17.5%)  
214 - 2002-03 (32 PPGs, 15.0%)  
192 - 2003-04 (31 PPGs, 16.1%)

#### FEWEST POWER PLAY CHANCES

286 - 2009-10 (47 PPGs, 16.4%)  
304 - 1999-00 (41 PPGs, 13.5%)  
318 - 2008-09 (50 PPGs, 15.7%)

**At Home:**  
141 - 2009-10 (26 PPGs, 18.4%)  
164 - 1999-00 (20 PPGs, 12.2%)  
167 - 2008-09 (27 PPGs, 16.2%)

**On Road:**  
140 - 1999-00 (21 PPGs, 15.0%)  
141 - 1998-99 (16 PPGs, 11.3%)  
145 - 2009-10 (21 PPGs, 14.5%)

#### MOST POWER PLAY GOALS AGAINST

82 - 2005-06  
75 - 1998-99  
64 - 2003-04

**At Home:**  
34 - 2005-06  
31 - 1998-99  
28 - 2006-07

**On Road:**  
48 - 2005-06  
44 - 1998-99  
42 - 2008-09

### FEWEST POWER PLAY GOALS AGAINST

46 - 1999-00  
49 - 2007-08  
- 2000-01  
50 - 2001-02

**At Home:**  
17 - 2008-09  
18 - 2001-02  
20 - 1999-00

**On Road:**  
22 - 2007-08  
26 - 1999-00  
27 - 2006-07

#### MOST CONSECUTIVE GAMES WITH A POWER PLAY GOAL

11 - 11/10-12/7/05  
9 - 12/10-12/28/05  
- 10/11-11/3/99

**At Home:**  
11 - 11/16-12/26/06  
9 - 2/13-3/23/04  
8 - 1/15-3/2/06  
- 11/10-12/3/05

**On Road:**  
9 - 11/19-12/28/05  
6 - 10/18-11/4/06  
- 11/2-11/12/02  
- 10/11-11/3/99

#### MOST CONSECUTIVE GAMES WITHOUT A POWER PLAY GOAL

9 - 3/20-4/3/10  
7 - 10/8-10/21/09  
- 3/25-4/6/03  
6 - 1/30-2/8/09  
- 11/8-11/20/01

**At Home:**  
7 - 3/20-4/10/10  
5 - 1/13-1/31/08  
- 2/12-3/15/02  
- 3/28-4/17/99

**On Road:**  
9 - 10/31-12/2/01  
8 - 11/7-12/17/98  
5 - six times, last 3/15-  
4/4/08

#### MOST CONSECUTIVE UNSUCCESSFUL POWER PLAY ATTEMPTS

39 - 3/23-4/6/03  
29 - 3/18-4/7/10  
- 10/3-10/22/09  
28 - 12/11-12/23/03

**At Home:**  
29 - 2/8-3/17/02  
26 - 12/14-12/30/02  
23 - 12/11/03-1/1/04

**On Road:**  
34 - 10/31-12/12/01  
29 - 11/7-12/17/98  
26 - 3/23-4/6/03

# TEAM HISTORY & RECORDS

## TEAM RECORDS - SEASON

### **MOST CONSECUTIVE GAMES WITH A POWER PLAY GOAL AGAINST**

9 - 10/26-11/14/02  
8 - four times, last  
12/14-12/29/09

### **At Home:**

6 - 10/20-11/10/05  
5 - 10/11-10/30/03  
- 11/30-12/14/02

### **On Road:**

12 - 10/11-11/17/02  
8 - 1/22-2/5/10

### **MOST CONSECUTIVE GAMES WITHOUT ALLOWING A POWER PLAY GOAL**

7 - 2/19-3/5/09  
- 3/22-4/5/08  
- 11/24-12/06/03  
6 - 12/11-12/23/08  
- 11/27-12/8/99

### **At Home:**

12 - 2/12-3/24/09  
9 - 12/13/08-1/17/09  
7 - 2/11-2/27/03

### **On Road:**

7 - 12/7/00-1/4/01  
5 - 3/15-4/4/08  
- 11/29/07-12/18/07  
- 11/24-12/6/03

### **MOST CONSECUTIVE SUCCESSFUL PENALTY KILLS**

34 - 4/1-4/13/06  
29 - 1/28-2/6/06  
27 - 11/22-12/6/03

### **At Home:**

34 - 2/12-3/24/09  
33 - 2/11-3/1/03  
30 - 12/13/08-1/19/09  
- 2/12-3/10/09

### **On Road:**

28 - 12/7/00-1/8/01  
24 - 11/19-12/19/07  
19 - 11/26-12/15/99

### **MOST SHORTHANDED GOALS**

14 - 2003-04  
12 - 2005-06  
9 - 2008-09  
- 1999-00

### **At Home:**

10 - 2003-04  
6 - 2005-06  
- 1999-00

### **On Road:**

6 - 2006-07  
- 2005-06  
4 - 2008-09  
- 2007-08  
- 2003-04

### **FEWEST SHORTHANDED GOALS**

2 - 2002-03  
5 - 2009-10  
6 - 2001-02

### **At Home:**

0 - 2002-03  
2 - 2006-07  
3 - 2009-10  
- 2007-08

### **On Road:**

1 - 2001-02  
2 - 2009-10  
- 2002-03  
- 2000-01

### **MOST TIMES SHORTHANDED**

533 - 2005-06 (82 PPGA, 84.6%)  
387 - 2006-07 (55 PPGA, 85.8%)  
357 - 1998-99 (75 PPGA, 79.0%)

### **At Home:**

265 - 2005-06 (34 PPGA, 87.2%)  
196 - 2006-07 (28 PPGA, 85.7%)  
176 - 2003-04 (24 PPGA, 86.3%)  
- 2001-02 (18 PPGA, 89.8%)

### **On Road:**

268 - 2005-06 (48 PPGA, 82.1%)  
191 - 2006-07 (27 PPGA, 85.9%)  
190 - 2002-03 (39 PPGA, 79.5%)

### **FEWEST TIMES SHORTHANDED**

258 - 2009-10 (59 PPGA, 77.1%)  
309 - 1999-00 (46 PPGA, 85.1%)  
331 - 2000-01 (49 PPGA, 85.2%)

### **At Home:**

113 - 2009-10 (22 PPGA, 80.5%)  
150 - 2008-09 (17 PPGA, 88.7%)  
152 - 1999-00 (20 PPGA, 86.8%)

### **On Road:**

145 - 2009-10 (37 PPGA, 74.5%)  
157 - 1999-00 (26 PPGA, 83.4%)  
163 - 2000-01 (28 PPGA, 82.8%)

### **MOST SHORTHANDED GOALS AGAINST**

13 - 2005-06  
11 - 1999-00  
10 - 2007-08  
- 1998-99

### **At Home:**

6 - 2007-08  
- 1999-00

### **On Road:**

5 - 2005-06  
4 - four times, last 2009-10

### **At Home:**

6 - 2007-08  
- 1999-00

### **On Road:**

8 - 2005-06  
6 - 1998-99  
5 - four times, last 2008-09

### **At Home:**

2 - 2006-07  
4 - 2000-01  
6 - 2009-10

### **At Home:**

2 - 2006-07  
- 2000-01  
2 - 2009-10

### **MOST CONSECUTIVE GAMES WITH A SHORTHANDED GOAL**

3 - 12/15-12/23/01  
2 - 11 times, last  
10/28-10/29/09

### **At Home:**

3 - 12/15-12/23/01  
2 - six times, last 12/8-  
- 12/10/07

### **On Road:**

2 - 1/24-1/26/06

### **MOST CONSECUTIVE GAMES WITH A SHORTHANDED GOAL AGAINST**

2 - eight times, last 12/19-  
12/22/07

### **At Home:**

2 - four times, last 12/6-  
12/8/07

### **On Road:**

2 - 2/28-3/2/02  
- 10/31-11/3/99

## **PENALTY MINUTES**

### **MOST PENALTY MINUTES**

1533 - 2005-06  
1420 - 1998-99  
1360 - 2003-04  
819 - 2005-06  
766 - 2003-04  
696 - 1998-99

### **On Road:**

724 - 1998-99  
714 - 2005-06  
594 - 2003-04

### **FEWEST PENALTY MINUTES**

698 - 2009-10  
944 - 2000-01  
946 - 1999-00

### **At Home:**

337 - 2009-10  
470 - 2007-08  
482 - 2002-03

### **On Road:**

361 - 2009-10  
440 - 1999-00  
453 - 2000-01

### **MOST PENALTY MINUTES, OPPONENT**

1617 - 2003-04  
1498 - 2005-06  
1326 - 1998-99

### **At Home:**

931 - 2003-04  
826 - 2006-07  
765 - 1998-99

### **On Road:**

735 - 2005-06  
686 - 2003-04  
561 - 1998-99

### **FEWEST PENALTY MINUTES, OPPONENT**

801 - 2009-10  
933 - 1999-00  
945 - 2008-09

### **At Home:**

411 - 2009-10  
532 - 2008-09  
535 - 1999-00

### **On Road:**

390 - 2009-10  
398 - 1999-00  
413 - 2008-09

## **SHOTS**

### **MOST SHOTS**

2508 - 2009-10  
2425 - 2007-08  
2380 - 2005-06

### **At Home:**

1314 - 2009-10  
1291 - 2007-08  
1273 - 2005-06

### **On Road:**

1194 - 2009-10  
1134 - 2007-08  
1117 - 2008-09

### **FEWEST SHOTS**

2019 - 2001-02  
2182 - 2000-01  
2215 - 1999-00

### **At Home:**

1079 - 2001-02  
1161 - 2003-04  
1156 - 2000-01

### **On Road:**

940 - 2001-02  
961 - 1999-00  
999 - 1998-99

### **MOST SHOTS AGAINST**

2696 - 1998-99  
2662 - 2005-06  
2561 - 2006-07

### **At Home:**

1381 - 1998-99  
1314 - 2005-06  
1302 - 2006-07

### **On Road:**

1348 - 2005-06  
1315 - 1998-99  
1259 - 2006-07

### **FEWEST SHOTS AGAINST**

2252 - 2002-03  
2314 - 2001-02  
2335 - 2003-04

### **At Home:**

1131 - 2003-04  
1148 - 2002-03  
1178 - 2001-02

### **On Road:**

1103 - 2000-01  
1104 - 2002-03  
1136 - 2001-02



# TEAM HISTORY & RECORDS

## TEAM RECORDS - GAME

### GOALS

#### MOST GOALS SCORED

- 9 - 3/18/06 in 9-4 win vs. Calgary
- 3/4/04 in 9-4 win at Pittsburgh
- 8 - 2/28/09 in 8-0 win vs. Detroit
- 1/5/07 in 8-3 win at Chicago
- 2/21/04 in 8-2 win at Phoenix

#### At Home:

- 9 - 3/18/06 in 9-4 win vs. Calgary
- 8 - 2/28/09 in 8-0 win vs. Detroit
- 7 - five times, last 12/15/09 in 7-4 win vs. Tampa Bay

#### On Road:

- 9 - 3/4/04 in 9-4 win at Pittsburgh
- 8 - 1/5/07 in 8-3 win at Chicago
- 2/21/04 in 8-2 win at Phoenix

#### MOST GOALS ALLOWED

- 8 - six times, last 3/11/10 in 8-5 loss at San Jose

#### At Home:

- 8 - 10/5/06 in 8-6 loss vs. Chicago
- 7 - six times, last 1/17/09 in 7-2 loss vs. Atlanta

#### On Road:

- 8 - 3/11/10 in 8-5 loss at San Jose
- 4/10/09 in 8-4 loss at Minnesota
- 2/27/08 in 8-4 loss at Buffalo
- 1/18/99 in 8-1 loss at Boston
- 1/11/99 in 8-0 loss at Philadelphia

#### MOST GOALS SCORED BY BOTH TEAMS

- 14 - 10/5/06 in 8-6 loss vs. Chicago
- 13 - five times, last 3/11/10 in 8-5 loss at San Jose

#### At Home:

- 14 - 10/5/06 in 8-6 loss vs. Chicago
- 13 - 11/16/06 in 7-6 loss vs. Minnesota
- 3/18/06 in 9-4 win vs. Calgary

#### On Road:

- 13 - 3/11/10 in 8-5 loss at San Jose
- 11/6/08 in 7-6 loss at Calgary
- 3/4/04 in 9-4 win at Pittsburgh
- 12 - 4/10/09 in 8-4 loss at Minnesota
- 2/27/08 in 8-4 loss at Buffalo

#### LARGEST MARGIN OF VICTORY

- 8 - 2/28/09 in 8-0 win vs. Detroit
- 7 - twice, last 1/8/08 in 7-0 win at Los Angeles

#### At Home:

- 8 - 2/28/09 in 8-0 win vs. Detroit
- 7 - 12/23/06 in 7-0 win vs. Los Angeles
- 6 - Five times, last 12/14/06 in 6-0 win vs. Ottawa

#### On Road:

- 7 - 1/8/08 in 7-0 win at Los Angeles
- 6 - 2/21/04 in 8-2 win at Phoenix
- 5 - 1/5/07 in 8-3 win at Chicago
- 12/21/05 in 6-1 win at Chicago
- 3/4/04 in 9-4 win at Pittsburgh

#### LARGEST MARGIN OF DEFEAT

- 8 - 1/11/99 in 8-0 loss at Philadelphia
- 7 - 10/30/02 in 7-0 loss at St. Louis
- 1/18/99 in 8-1 loss at Boston

#### At Home:

- 5 - six times, last 11/30/09 in 5-0 loss vs. Calgary
- 10/12/09 in 6-1 loss

#### On Road:

- 8 - 1/11/99 in 8-0 loss at Philadelphia
- 7 - 10/30/02 in 7-0 loss at St. Louis
- 1/18/99 in 8-1 loss at Boston

### SPECIAL TEAMS

#### MOST POWER PLAY GOALS

- 6 - 3/4/04 in 9-4 win at Pittsburgh
- 5 - 2/18/04 in 7-3 win vs. San Jose
- 4 - 11/10/05 in 5-3 win vs. Dallas
- 12/20/01 in 6-2 win vs. Vancouver

#### At Home:

- 5 - 2/18/04 in 7-3 win vs. San Jose
- 4 - 11/10/05 in 5-3 win vs. Dallas
- 12/20/01 in 6-2 win vs. Vancouver

#### On Road:

- 6 - 3/4/04 in 9-4 win at Pittsburgh
- 3 - 13 times, last 1/28/09 in 5-3 win at Vancouver

#### MOST POWER PLAY CHANCES

- 12 - 10/26/05 in 3-2 loss at Columbus
- 11 - 2/8/07 in 4-2 win vs. Toronto
- 2/17/06 in 2-1 win at St. Louis
- 12/20/01 in 6-2 win vs. Vancouver

#### At Home:

- 11 - 2/8/07 in 4-2 win vs. Toronto
- 12/20/01 in 6-2 win vs. Vancouver
- 10 - seven times, last 12/8/07 in 4-2 win vs. Anaheim

#### On Road:

- 12 - 10/26/05 in 3-2 loss at Columbus
- 11 - 12/17/06 in 2-1 win at St. Louis
- 10 - four times, last 1/3/06 in 3-0 loss at Colorado

#### MOST POWER PLAY GOALS AGAINST

- 5 - 2/18/09 in 6-2 loss at Detroit
- 11/29/08 in 6-2 loss vs. Minnesota
- 10/7/06 in 6-5 loss at Minnesota
- 4 - five times, last 10/10/08 in 5-2 loss at St. Louis

#### At Home:

- 5 - 11/29/08 in 6-2 loss vs. Minnesota
- 4 - 3/18/06 in 9-4 win vs. Calgary

#### On Road:

- 5 - 2/18/09 in 6-2 loss at Detroit
- 10/7/06 in 6-5 loss at Minnesota
- 4 - four times, last 10/10/08 in 5-2 loss at St. Louis

#### MOST SHORTHANDED GOALS

- 2 - four times, last 11/6/08 in 7-6 loss at Calgary

#### At Home:

- 2 - 11/18/99 in 6-1 win vs. Montreal

#### On Road:

- 2 - 11/6/08 in 7-6 loss at Calgary
- 1/19/08 in 5-2 win at St. Louis
- 3/14/00 in 3-2 loss at Detroit

#### MOST SHORTHANDED SITUATIONS

- 13 - 10/25/05 in 5-3 win vs. Chicago
- 12 - 11/26/05 in 3-1 loss vs. Dallas
- 11 - four times, last 11/29/08 in 6-2 loss vs. Minnesota

#### At Home:

- 13 - 10/25/05 in 5-3 win vs. Chicago
- 12 - 11/26/05 in 3-1 loss vs. Dallas
- 11 - 11/29/08 in 6-2 loss vs. Minnesota
- 3/2/06 in 3-1 win vs. Vancouver

#### On Road:

- 11 - 3/5/06 in 3-2 loss at Edmonton
- 2/6/06 in 4-2 loss at Dallas
- 10 - eight times, last 3/25/06 in 6-4 loss at Los Angeles

#### MOST SHORTHANDED GOALS AGAINST

- 2 - 3/2/02 in 5-2 loss at Calgary
- 3/2/00 in 4-3 loss at San Jose

#### At Home:

- 1 - 42 times, last 1/30/10 in 4-3 win vs. Atlanta

#### On Road:

- 2 - 3/2/02 in 5-2 loss at Calgary
- 3/2/00 in 4-3 loss at San Jose

### PENALTY MINUTES

#### MOST PENALTY MINUTES

- 95 - 10/25/05 in 5-3 win vs. Chicago
- 85 - 10/30/03 in 5-3 win vs. Detroit
- 54 - 3/6/08 in 6-2 loss at Vancouver
- 3/11/06 in 3-2 loss at San Jose

#### At Home:

- 95 - 10/25/05 in 5-3 win vs. Chicago
- 85 - 10/30/03 in 5-3 win vs. Detroit
- 46 - 11/29/08 in 6-2 loss vs. Minnesota

#### On Road:

- 54 - 3/6/08 in 6-2 loss at Vancouver
- 3/11/06 in 3-2 loss at San Jose
- 47 - 3/20/04 in 3-1 win at Calgary
- 42 - 1/22/04 in 4-0 loss at Calgary

# TEAM HISTORY & RECORDS

## TEAM RECORDS - GAME

### MOST PENALTY MINUTES, OPPONENT

- 125 - 10/30/03 in 5-3 win vs. Detroit
- 107 - 3/20/04 in 3-1 win at Calgary
- 64 - 2/3/07 in 3-0 win vs. Anaheim

### At Home:

- 125 - 10/30/03 in 5-3 win vs. Detroit
- 64 - 2/3/07 in 3-0 win vs. Anaheim
- 54 - 12/23/06 in 7-0 win vs. Los Angeles

### On Road:

- 107 - 3/20/04 in 3-1 win at Calgary
- 62 - 3/11/06 in 3-2 loss at San Jose
- 56 - 3/6/08 in 6-2 loss at Vancouver

### MOST PENALTY MINUTES BY BOTH TEAMS

- 210 - 10/30/03 in 5-3 win vs. Detroit (DET 125, NSH 85)
- 154 - 3/20/04 in 3-1 win at Calgary (CGY 107, NSH 47)
- 146 - 10/25/05 in 5-3 win vs. Chicago (NSH 95, CHI 51)

### At Home:

- 210 - 10/30/03 in 5-3 win vs. Detroit (DET 125, NSH 85)
- 146 - 10/25/05 in 5-3 win vs. Chicago (NSH 95, CHI 51)
- 110 - 2/3/07 in 3-0 win vs. Anaheim (ANA 64, NSH 44)

### On Road:

- 154 - 3/20/04 in 3-1 win at Calgary (CGY 107, NSH 47)
- 116 - 3/11/06 in 3-2 loss at San Jose (S.J. 62, NSH 54)
- 110 - 3/6/08 in 6-2 loss at Vancouver (VAN 56, NSH 54)

## SHOTS

### MOST SHOTS

- 55 - 11/14/09 in 2-0 win vs. Montreal
- 52 - 10/14/99 in 5-1 loss vs. San Jose
- 51 - 2/21/08 in 3-2 SO loss vs. Vancouver
- 1/13/00 in 4-3 loss vs. Vancouver

### At Home:

- 55 - 11/14/09 in 2-0 win vs. Montreal
- 52 - 10/14/99 in 5-1 loss vs. San Jose
- 51 - 2/21/08 in 3-2 SO loss vs. Vancouver
- 1/13/00 in 4-3 loss vs. Vancouver

### On Road:

- 48 - 1/29/10 in 4-2 loss at Detroit
- 45 - 3/11/10 in 8-5 loss at San Jose
- 44 - 12/17/07 in 5-4 win at Montreal

### MOST SHOTS AGAINST

- 57 - 11/11/08 in 4-3 OT win at San Jose
- 10/21/98 in 5-2 loss at Detroit
- 53 - 12/23/98 in 5-3 win vs. Detroit
- 51 - 2/10/09 in 5-3 loss vs. Detroit

### At Home:

- 53 - 12/23/98 in 5-3 win vs. Detroit
- 51 - 2/10/09 in 5-3 loss vs. Detroit
- 50 - 2/9/99 in 5-2 loss vs. Detroit

### On Road:

- 57 - 11/11/08 in 4-3 OT win at San Jose
- 10/21/98 in 5-2 loss at Detroit
- 48 - 3/25/06 in 6-4 loss at Los Angeles
- 11/26/99 in 1-0 loss at Washington

### MOST SHOTS BY BOTH TEAMS

- 90 - 11/16/06 in 7-6 loss vs. Minnesota (NSH 45, MIN 45)
- 87 - 12/23/98 in 5-3 win vs. Detroit (DET 53, NSH 34)
- 86 - 10/21/08 in 4-3 OT win at San Jose (S.J. 57, NSH 29)
- 10/21/06 in 4-3 loss vs. Vancouver (VAN 46, NSH 40)

### At Home:

- 90 - 11/16/06 in 7-6 loss vs. Minnesota (NSH 45, MIN 45)
- 87 - 12/23/98 in 5-3 win vs. Detroit (DET 53, NSH 34)
- 86 - 10/21/08 in 4-3 loss vs. Vancouver (VAN 46, NSH 40)

### On Road:

- 86 - 11/11/08 in 4-3 OT win at San Jose (S.J. 57, NSH 29)
- 78 - 11/23/05 in 4-2 win at Columbus (NSH 41, CBJ 37)
- 77 - 1/29/10 in 4-2 loss at Detroit (NSH 48, DET 29)
- 3/21/06 in 3-2 win at Detroit (DET 41, NSH 36)

### FEWEST SHOTS

- 9 - 1/27/01 in 5-1 loss vs. Colorado
- 10 - 11/22/99 in 3-2 loss at St. Louis
- 13 - 10/15/09 in 3-1 loss vs. Chicago
- 2/9/08 in 4-3 loss at San Jose
- 10/15/02 in 4-3 loss at NY Islanders

### At Home:

- 9 - 1/27/01 in 5-1 loss vs. Colorado
- 13 - 10/15/09 in 3-1 loss vs. Chicago

### On Road:

- 10 - 11/22/99 in 3-2 loss at St. Louis
- 13 - 2/9/08 in 4-3 loss at San Jose
- 10/15/02 in 4-3 loss at NY Islanders
- 14 - five times, last 3/4/07 in 3-2 loss at Anaheim

### FEWEST SHOTS AGAINST

- 12 - 3/4/03 in 2-1 loss at St. Louis
- 13 - 11/8/01 in 3-1 loss at Montreal
- 14 - 3/23/10 in 3-1 loss vs. Dallas

### At Home:

- 14 - 3/23/10 in 3-1 loss vs. Dallas
- 15 - 11/29/02 in 2-1 loss vs. New Jersey
- 16 - 1/17/08 in 2-1 loss vs. Anaheim
- 2/18/01 in 3-2 win vs. Tampa Bay

### On Road:

- 12 - 3/4/03 in 2-1 loss at St. Louis
- 13 - 11/8/01 in 3-1 loss at Montreal
- 15 - 12/4/07 in 3-1 loss at Toronto

### FEWEST SHOTS BY BOTH TEAMS

- 31 - 3/4/03 in 2-1 loss at St. Louis (NSH 19, STL 12)
- 35 - 12/28/98 in 1-0 loss at Dallas (DAL 21, NSH 14)
- 36 - 10/5/01 in 4-1 loss at Dallas (NSH 19, DAL 17)

### At Home:

- 37 - 1/26/02 in 3-1 loss vs. Anaheim (NSH 19, ANA 18)
- 38 - 12/20/03 in 1-0 win vs. Detroit (DET 21, NSH 17)
- 41 - 1/21/02 in 1-0 loss vs. Phoenix (PHX 22, NSH 19)

### On Road:

- 31 - 3/4/03 in 2-1 loss at St. Louis (NSH 19, STL 12)
- 35 - 12/28/98 in 1-0 loss at Dallas (DAL 21, NSH 14)
- 36 - 10/5/01 in 4-1 loss at Dallas (NSH 19, DAL 17)

### LARGEST SHOT ADVANTAGE

- 35 - 11/14/09 in 2-0 win vs. Montreal (NSH 55, MTL 20)
- 30 - 11/25/08 in 1-0 SO loss vs. St. Louis (NSH 47, STL 17)
- 29 - 10/14/99 in 5-1 loss vs. San Jose (NSH 52, S.J. 23)

### At Home:

- 35 - 11/14/09 in 2-0 win vs. Montreal (NSH 55, MTL 20)
- 30 - 11/25/08 in 1-0 SO loss vs. St. Louis (NSH 47, STL 17)
- 29 - 10/14/99 in 5-1 loss vs. San Jose (NSH 52, S.J. 23)

### On Road:

- 24 - 11/13/99 in 6-2 loss at Pittsburgh (NSH 40, PIT 16)
- 20 - 1/21/10 in 4-2 loss at Phoenix (NSH 43, PHX 23)
- 12/4/07 in 3-1 loss at Toronto (NSH 35, TOR 15)
- 19 - three times, last 3/11/10 in 8-5 loss at San Jose (NSH 45, S.J. 26)

### LARGEST SHOT DEFICIT

- 42 - 10/21/98 in 5-2 loss at Detroit (DET 57, NSH 15)
- 30 - 2/10/09 in 5-3 loss vs. Detroit (DET 51, NSH 21)
- 29 - three times, last 3/25/06 in 6-4 loss at Los Angeles (LA 48, NSH 19)

### At Home:

- 30 - 2/10/09 in 5-3 loss vs. Detroit (DET 51, NSH 21)
- 29 - 2/9/99 in 5-2 loss vs. Detroit (DET 50, NSH 21)
- 27 - 1/27/01 in 5-1 loss vs. Colorado (COL 36, NSH 9)

### On Road:

- 42 - 10/21/98 in 5-2 loss at Detroit (DET 57, NSH 15)
- 29 - 3/25/06 in 6-4 loss at Los Angeles (LA 48, NSH 19)
- 11/26/99 in 1-0 loss at Washington (WSH 48, NSH 19)

# TEAM HISTORY & RECORDS

## TEAM RECORDS - PERIOD

### GOALS

#### MOST GOALS

- 6 - 12/17/05 in 2nd per. of 7-3 win vs. Columbus
- 5 - five times, last 12/15/09 in 2nd per. of 7-4 win vs. Tampa Bay

#### Home:

- 6 - 12/17/05 in 2nd per. of 7-3 win vs. Columbus
- 5 - four times, last 12/15/09 in 2nd per. of 7-4 win vs. Tampa Bay

#### On Road:

- 5 - 1/5/07 in 2nd per. of 8-3 win at Chicago
- 4 - 13 times, last 12/1/07 in 3rd per. of 5-4 win at Montreal

#### MOST GOALS AGAINST

- 6 - 3/11/10 in 3rd per. of 8-5 loss at San Jose
- 5 - 10/22/09 in 3rd per. of 6-5 OT win at Ottawa

#### At Home:

- 4 - 12 times, last 10/14/09 in 1st per. of 6-1 loss vs. Edmonton

#### On Road:

- 6 - 3/11/10 in 3rd per. of 8-5 loss at San Jose
- 5 - 10/22/09 in 3rd per. of 6-5 OT win at Ottawa

#### MOST GOALS BY BOTH TEAMS

- 7 - five times, last 3/11/10 in 3rd per. of 8-5 loss at San Jose (S.J. 6, NSH 1)

#### At Home:

- 7 - 3/18/06 in 2nd per. of 9-4 win vs. Calgary (NSH 5, CGY 2)
- 12/17/05 in 2nd per. of 7-3 win vs. Columbus (NSH 6, CBJ 1)
- 6 - three times, last 10/13/07 in 2nd per. of 7-4 loss vs. Calgary (NSH 3, CGY 3)

#### On Road:

- 7 - 3/11/10 in 3rd per. of 8-5 loss at San Jose (S.J. 6, NSH 1)
- 10/22/09 in 3rd per. of 6-5 OT win at Ottawa (OTT 5, NSH 2)
- 2/27/08 in 2nd per. of 8-4 loss at Buffalo (BUF 4, NSH 3)
- 6 - 13 times, last 12/27/09 in 3rd per. of 5-4 loss at Chicago (CHI 4, NSH 2)

### FASTEST GOALS

#### FASTEST GOAL FROM START OF GAME

- 0:11 - David Legwand, 4/5/07 in 4-1 win vs. St. Louis
- 0:12 - Shea Weber, 4/7/10 in 5-2 loss at Phoenix
- 0:22 - Sergei Krivokrasov, 1/1/00 in 3-2 win vs. San Jose

#### At Home:

- 0:11 - David Legwand, 4/5/07 in 4-1 win vs. St. Louis
- 0:22 - Sergei Krivokrasov, 1/1/00 in 3-2 win vs. San Jose
- 0:26 - Alexander Radulov, 1/31/08 in 4-2 win vs. Columbus
- Cliff Ronning, 2/21/00 in 5-2 win vs. Dallas

#### On Road:

- 0:12 - Shea Weber, 4/7/10 in 5-2 loss at Phoenix
- 0:25 - Randy Robitaille, 11/10/99 in 4-2 win at Chicago
- 0:38 - Darcy Hordichuk, 12/28/05 in 4-3 loss at Vancouver

#### FASTEST GOAL AGAINST FROM START OF GAME

- 0:14 - Tomas Holmstrom, 11/8/03 in 4-3 win at Detroit
- 0:16 - Jan Hrdina, 2/13/99 in 3-2 loss vs. Pittsburgh
- 0:19 - Adrian Aucoin, 1/1/01 in 5-2 loss vs. Vancouver
- Randy McKay, 2/29/00 in 2-1 loss vs. New Jersey

#### At Home:

- 0:16 - Jan Hrdina, 2/13/99 in 3-2 loss vs. Pittsburgh
- 0:19 - Adrian Aucoin, 1/1/01 in 5-2 loss vs. Vancouver
- Randy McKay, 2/29/00 in 2-1 loss vs. New Jersey

#### On Road:

- 0:14 - Tomas Holmstrom, 11/8/03 in 4-3 win at Detroit
- 0:22 - Jason Allison, 12/21/99 in 3-1 win at Boston
- 0:26 - Josef Beranek, 11/4/98 in 3-2 loss at Edmonton

#### FASTEST GOAL FROM START OF SECOND PERIOD

- 0:07 - Vitali Yachmenev, 10/31/00 in 4-2 loss vs. St. Louis
- 0:07 - Alexander Radulov, 1/24/08 in 4-3 OT loss at Phoenix
- 0:11 - J.P. Dumont, 11/18/06 in 4-2 win vs. Columbus

#### At Home:

- 0:07 - Vitali Yachmenev, 10/31/00 in 4-2 loss vs. St. Louis
- 0:11 - J.P. Dumont, 11/18/06 in 4-2 win vs. Columbus
- 0:14 - Greg Johnson, 1/1/99 in 6-5 loss vs. St. Louis

#### On Road:

- 0:07 - Alexander Radulov, 1/24/08 in 4-3 OT loss at Phoenix
- 0:20 - Cliff Ronning, 1/28/99 in 4-2 win at Buffalo
- 0:21 - Karlis Skrastins, 10/15/02 in 4-3 loss at NY Islanders

#### FASTEST GOAL AGAINST FROM START OF SECOND PERIOD

- 0:09 - Jason Arnott, 2/3/00 in 4-1 loss at New Jersey
- 0:12 - Jonathan Toews, 4/7/09 in 4-2 loss vs. Chicago
- 0:16 - Steve Heinze, 1/18/99 in 8-1 loss at Boston

#### At Home:

- 0:12 - Jonathan Toews, 4/7/09 in 4-2 loss vs. Chicago
- 0:18 - Paul Kariya, 4/7/00 in 5-1 loss vs. Anaheim
- 0:28 - Brian Rolston, 4/13/06 in 4-2 win vs. Minnesota

#### On Road:

- 0:09 - Jason Arnott, 2/3/00 in 4-1 loss at New Jersey
- 0:16 - Steve Heinze, 1/18/99 in 8-1 loss at Boston
- 0:17 - Andy McDonald, 11/1/05 in 4-1 loss at Anaheim

#### FASTEST GOAL FROM START OF THIRD PERIOD

- 0:07 - Jason Arnott, 1/30/10 in 4-3 win vs. Atlanta
- 0:13 - Adam Hall, 3/13/04 in 4-4 tie vs. Calgary
- 0:14 - Andreas Johansson, 11/21/02 in 1-1 tie at Colorado
- Andy Delmore, 12/6/01 in 4-2 win vs. Ottawa

#### At Home:

- 0:07 - Jason Arnott, 1/30/10 in 4-3 win vs. Atlanta
- 0:13 - Adam Hall, 3/13/04 in 4-4 tie vs. Calgary
- 0:14 - Andy Delmore, 12/6/01 in 4-2 win vs. Ottawa

#### On Road:

- 0:14 - Andreas Johansson, 11/21/02 in 1-1 tie at Colorado
- 0:19 - David Legwand, 1/27/03 in 5-1 win at Buffalo
- 0:21 - Mike Watt, 11/26/00 in 7-4 win at Carolina

#### FASTEST GOAL AGAINST FROM START OF THIRD PERIOD

- 0:15 - Joe Murphy, 12/17/98 in 3-1 loss at San Jose
- 0:24 - Alexander Edler, 12/9/08 in 3-1 loss vs. Columbus
- Joe Murphy, 12/10/98 in 2-1 win vs. San Jose
- 0:25 - Brad Isbister, 11/7/00 in 2-1 loss at NY Islanders

#### At Home:

- 0:24 - Alexander Edler, 12/9/08 in 3-1 loss vs. Vancouver
- Joe Murphy, 12/10/98 in 2-1 win vs. San Jose
- 0:26 - Joe Nieuwendyk, 3/21/02 in 4-3 loss vs. New Jersey
- 0:31 - Jarome Iginla, 3/13/04 in 4-4 tie vs. Calgary

#### On Road:

- 0:15 - Joe Murphy, 12/17/98 in 3-1 loss at San Jose
- 0:25 - Brad Isbister, 11/7/00 in 2-1 loss at NY Islanders
- 0:28 - Yanic Perreault, 12/4/06 in 3-2 loss at Phoenix
- Todd Bertuzzi, 1/14/03 in 4-3 loss at Vancouver

#### FASTEST GOAL FROM START OF OVERTIME

- 0:06 - David Legwand, 3/9/06 in 3-2 win at Vancouver
- 0:16 - Ryan Suter, 4/3/10 in 4-3 win at Detroit
- 0:19 - Martin Erat, 11/15/07 in 5-4 win vs. Chicago

#### At Home:

- 0:19 - Martin Erat, 11/15/07 in 5-4 win vs. Chicago
- 0:36 - David Legwand, 3/29/01 in 4-3 win vs. Phoenix
- 0:37 - Scott Walker, 1/11/03 in 4-3 win vs. Phoenix

#### On Road:

- 0:06 - David Legwand, 3/9/06 in 3-2 win at Vancouver
- 0:16 - Ryan Suter, 4/3/10 in 4-3 win at Detroit
- 0:28 - David Legwand, 12/31/09 in 2-1 win at Columbus

# TEAM HISTORY & RECORDS

## TEAM RECORDS - PERIOD

### FASTEST GOAL AGAINST FROM START OF OVERTIME

- 0:24 - Todd Bertuzzi, 12/12/09 in 3-2 loss vs. Detroit  
0:28 - Josef Stumpel, 3/4/00 in 3-2 loss at Los Angeles  
0:34 - Teemu Selanne, 3/18/09 in 4-3 OT loss at Anaheim

#### At Home:

- 0:24 - Todd Bertuzzi, 12/12/09 in 3-2 loss vs. Detroit  
0:58 - Vaclav Prospal, 2/7/08 in 2-1 loss vs. Tampa Bay  
0:59 - Jeff Hamilton, 12/2/06 in 4-3 loss vs. Chicago

#### On Road:

- 0:28 - Josef Stumpel, 3/4/00 in 3-2 loss at Los Angeles  
0:34 - Teemu Selanne, 3/18/09 in 4-3 OT loss at Anaheim  
0:35 - Adam Foote, 10/26/05 in 2-2 loss at Columbus  
- Sheldon Souray, 12/18/03 in 5-4 loss at Montreal

### LATEST OVERTIME GOAL

- 4:44 - Marek Zidlicky, 1/31/04 in 3-2 win vs. San Jose  
- Andy Delmore, 1/7/03 in 2-1 win vs. St. Louis  
4:10 - Alexander Radulov, 2/2/08 in 3-2 win vs. Phoenix  
3:56 - Greg Johnson, 3/17/00 in 4-3 win at Phoenix

#### At Home:

- 4:44 - Marek Zidlicky, 1/31/04 in 3-2 win vs. San Jose  
- Andy Delmore, 1/7/03 in 2-1 win vs. St. Louis  
4:10 - Alexander Radulov, 2/2/08 in 3-2 win vs. Phoenix  
3:41 - Steve Sullivan, 3/28/09 in 4-3 win vs. Los Angeles

#### On Road:

- 3:56 - Greg Johnson, 3/17/00 in 4-3 win at Phoenix  
3:35 - Andy Delmore, 1/18/03 in 3-2 win at Edmonton  
3:34 - Scott Walker, 2/20/04 in 3-2 win at Anaheim

### LATEST OVERTIME GOAL AGAINST

- 4:56 - Tommy Albelin, 11/3/99 in 5-4 loss at Calgary  
4:55 - Marian Gaborik, 2/17/08 in 5-4 loss at Minnesota  
4:31 - Zbynek Michalek, 1/24/08 in 4-3 loss at Phoenix

#### At Home:

- 4:08 - Jason Woolley, 2/10/99 in 2-1 loss vs. Buffalo  
3:39 - Kip Miller, 2/13/99 in 3-2 loss vs. Pittsburgh  
3:29 - Mark Messier, 1/13/00 in 4-3 loss vs. Vancouver

#### On Road:

- 4:56 - Tommy Albelin, 11/3/99 in 5-4 loss at Calgary  
4:55 - Marian Gaborik, 2/17/08 in 5-4 loss at Minnesota  
4:31 - Zbynek Michalek, 1/24/08 in 4-3 loss at Phoenix

### FASTEST TWO GOALS, INDIVIDUAL

- 0:23 - Scott Hartnell, 2/19/07 @ 5:34 & 5:57 of 2nd per. of 4-1 win vs. Phoenix  
0:26 - David Legwand, 11/20/00 @ 9:30 & 9:56 of 2nd per. of 6-3 loss at Detroit

#### At Home:

- 0:23 - Scott Hartnell, 2/19/07 @ 5:34 & 5:57 of 2nd per. of 4-1 win vs. Phoenix  
0:27 - Petr Tenkrat, 12/15/01 @ 13:44 & 14:11 of 2nd per. of 5-2 win vs. Chicago

#### On Road:

- 0:26 - David Legwand, 11/20/00 @ 9:30 & 9:56 of 2nd per. of 6-3 loss at Detroit  
1:43 - Patric Kjellberg, 2/2/00 @ 9:48 & 11:31 of 2nd per. of 6-4 win at NY Islanders

### FASTEST TWO GOALS AGAINST, INDIVIDUAL

- 0:33 - Kelly Chase, 3/2/99 @ 18:26 & 18:59 of 1st per. of 5-1 loss vs. St. Louis  
0:39 - Phil Housley, 11/3/99 @ 18:44 & 19:23 of 3rd per. of 5-4 loss at Calgary

#### At Home:

- 0:33 - Kelly Chase, 3/2/99 @ 18:26 & 18:59 of 1st per. of 5-1 loss vs. St. Louis  
1:01 - Todd Bertuzzi, 1/21/03 @ 8:22 & 9:23 of 3rd per. of 3-2 win vs. Vancouver

#### On Road:

- 0:39 - Phil Housley, 11/3/99 @ 18:44 & 19:23 of 3rd per. of 5-4 loss at Calgary  
1:05 - Scottie Upshall, 1/21/10 @ 13:22 & 14:27 of 3rd per. of 4-3 loss at Phoenix

### FASTEST TWO GOALS, TEAM

- 0:08 - Paul Kariya & Darcy Hordichuk, 1/21/06 @ 13:27 & 13:35 of 3rd per. of 7-2 win vs. Columbus  
0:11 - Greg de Vries & Scott Nichol, 10/17/08 @ 8:12 & 8:23 of 2nd per. of 5-3 loss at Columbus

#### At Home:

- 0:08 - Paul Kariya & Darcy Hordichuk, 1/21/06 @ 13:27 & 13:35 of 3rd per. of 7-2 win vs. Columbus  
0:15 - Martin Gelinas & David Legwand, 10/6/07 @ 18:46 & 19:01 of 3rd per. of 5-1 win vs. Dallas

#### On Road:

- 0:11 - Greg de Vries & Scott Nichol, 10/17/08 @ 8:12 & 8:23 of 2nd per. of 5-3 loss at Columbus  
0:18 - David Legwand & Rob Valicevic, 10/11/99 @ 18:57 & 19:15 of 3rd per. of 4-2 win at Toronto

### FASTEST TWO GOALS AGAINST, TEAM

- 0:08 - Nikita Filatov & Jakub Voracek, 10/17/08 @ 14:18 & 14:26 of 1st per. of 5-3 loss at Columbus  
0:09 - Martin Havlat & Craig MacDonald, 1/20/07 @ 9:37 & 9:46 of 1st per. of 6-3 win vs. Chicago

#### At Home:

- 0:09 - Martin Havlat & Craig MacDonald, 1/20/07 @ 9:37 & 9:46 of 1st per. of 6-3 win vs. Chicago  
0:14 - Shane Doan & Mika Alatalo, 11/30/99 @ 11:32 & 11:46 of 1st per. of 6-3 loss vs. Phoenix

#### On Road:

- 0:08 - Nikita Filatov & Jakub Voracek, 10/17/08 @ 14:18 & 14:26 of 1st per. of 5-3 loss at Columbus  
0:18 - Cal Clutterbuck & Owen Nolan, 10/28/09 @ 2:00 & 2:18 of 2nd per. of 4-3 win at Minnesota

### FASTEST TWO GOALS, BOTH TEAMS

- 0:05 - Rick Nash (CBJ) & Scott Walker (NSH), 12/4/03 @ 19:39 & 19:44 of 3rd per. of 4-2 win at Columbus  
0:07 - Marcel Goc (S.J.) & Paul Kariya (NSH), 11/2/05 @ 6:14 & 6:21 of 1st per. of 3-2 loss at San Jose

#### At Home:

- 0:12 - Cliff Ronning (NSH) & Eric Messier (COL), 1/1/02 @ 11:23 & 11:35 of 3rd per. of 4-4 tie vs. Colorado  
0:14 - Bryan Berard (CBJ) & Paul Kariya (NSH), 1/21/06 @ 13:13 & 13:27 of 3rd per. of 7-2 win vs. Columbus

#### On Road:

- 0:05 - Rick Nash (CBJ) & Scott Walker (NSH), 12/4/03 @ 19:39 & 19:44 of 3rd per. of 4-2 win at Columbus  
0:07 - Marcel Goc (S.J.) & Paul Kariya (NSH), 11/2/05 @ 6:14 & 6:21 of 1st per. of 3-2 loss at San Jose

### FASTEST THREE GOALS, INDIVIDUAL

- 5:56 - Steve Sullivan, 12/14/06 @ 5:58, 9:21 & 11:54 of 2nd per. of 6-0 win vs. Ottawa  
11:12 - Rob Valicevic, 11/10/99 @ 6:17, 9:44, & 17:29 of 1st per. of 4-2 win at Chicago

#### At Home:

- 5:56 - Steve Sullivan, 12/14/06 @ 5:58, 9:21 & 11:54 of 2nd per. of 6-0 win vs. Ottawa  
13:55 - Petr Tenkrat, 12/15/01 @ 13:44 & 14:11 of 2nd per. & 7:39 of 3rd per. of 5-2 win vs. Chicago

#### On Road:

- 11:12 - Rob Valicevic, 11/10/99 @ 6:17, 9:44, & 17:29 of 1st per. of 4-2 win at Chicago

# TEAM HISTORY & RECORDS

## TEAM RECORDS - PERIOD

### FASTEST THREE GOALS AGAINST, INDIVIDUAL

- 10:25 - Scottie Upshall, 1/21/10 @ 4:02, 13:22 & 14:27 of 3rd per. of 4-2 loss at Phoenix
- 14:47 - Jere Lehtinen, 1/17/01 @ 7:31 & 14:53 of 2nd per. & 2:28 of 3rd per. of 4-3 OT loss at Dallas

### At Home:

- 16:29 - Luc Robitaille, 4/12/99 @ 4:59 & 18:39 of 2nd per. & 1:28 of 3rd per. of 4-3 loss vs. Los Angeles
- 28:44 - Joe Sakic, 2/19/99 @ 10:07 of 2nd per. & 14:05 & 18:37 of 3rd per. of 4-4 tie vs. Colorado

### On Road:

- 10:25 - Scottie Upshall, 1/21/10 @ 4:02, 13:22 & 14:27 of 3rd per. of 4-2 loss at Phoenix
- 14:47 - Jere Lehtinen, 1/17/01 @ 7:31 & 14:53 of 2nd per. & 2:28 of 3rd per. of 4-3 OT loss at Dallas

### FASTEST THREE GOALS, TEAM

- 1:15 - Darcy Hordichuk, Jason Arnott & David Legwand, 1/8/08 @ 5:25, 6:11 & 6:40 of 1st per. of 7-0 win at Los Angeles
- 1:24 - Joel Ward, Antti Pihlstrom & Jason Arnott, 2/28/09 @ 9:24, 9:51 & 10:48 of 1st per. of 8-0 win vs. Detroit

### At Home:

- 1:24 - Joel Ward, Antti Pihlstrom & Jason Arnott, 2/28/09 @ 9:24, 9:51 & 10:48 of 1st per. of 8-0 win vs. Detroit
- 2:28 - Greg Zanon, Jordin Tootoo & Jason Arnott, 10/23/08 @ 5:42, 6:01 & 8:10 of 2nd per. of 5-3 loss vs. Calgary
- Scott Hartnell, Marek Zidlicky & Hartnell, 11/23/06 @ 10:09, 12:20 & 12:37 of 2nd per. of 6-0 win vs. Vancouver

### On Road:

- 1:15 - Darcy Hordichuk, Jason Arnott & David Legwand, 1/8/08 @ 5:25, 6:11 & 6:40 of 1st per. of 7-0 win at Los Angeles
- 1:55 - Sebastien Bordeleau, Joel Bouchard & Patric Kjellberg, 2/2/00 @ 7:53, 8:21, & 9:48 of 2nd per. of 6-4 win at NY Islanders

### FASTEST THREE GOALS AGAINST, TEAM

- 1:25 - Shane Doan, Miika Alatalo & Rick Tocchet, 11/30/99 @ 11:32, 11:46 & 12:57 of 1st per. of 6-3 loss vs. Phoenix
- 1:41 - Reed Low, Al MacInnis & Keith Tkachuk, 10/30/02 @ 8:22, 8:53 & 10:03 of 2nd per. of 7-0 loss at St. Louis

### At Home:

- 1:25 - Shane Doan, Miika Alatalo & Rick Tocchet, 11/30/99 @ 11:32, 11:46 & 12:57 of 1st per. of 6-3 loss vs. Phoenix
- 2:03 - Ville Nieminen, Chris Simon & Jarome Iginla, 3/13/04 @ 18:28 & 19:02 of 2nd per. and 0:31 of 3rd per. of 4-4 tie vs. Calgary

### On Road:

- 1:41 - Reed Low, Al MacInnis & Keith Tkachuk, 10/30/02 @ 8:22, 8:53 & 10:03 of 2nd per. of 7-0 loss at St. Louis
- 1:47 - Brent Burns, Cal Clutterbuck & Owen Nolan, 10/28/09 @ 0:31, 2:00 & 2:18 of 2nd per. of 4-3 win at Minnesota
- Alexander Frolov, Frolov & Sean Avery, 3/25/06 @ 12:19, 13:25 & 14:06 of 3rd per. of 6-4 loss at Los Angeles

### FASTEST THREE GOALS, BOTH TEAMS

- 0:23 - Bryan Berard (CBJ), Paul Kariya (NSH) & Darcy Hordichuk (NSH), 1/21/06 @ 13:13, 13:27 & 13:35 of 3rd per. of 7-2 win vs. Columbus
- 0:34 - Ryan Johnson (STL), Vernon Fiddler (NSH) & Petr Cajanek (STL), 1/4/06 @ 3:26, 3:44 & 4:00 of 1st per. of 4-3 win at St. Louis

### At Home:

- 0:23 - Bryan Berard (CBJ), Paul Kariya (NSH) & Darcy Hordichuk (NSH), 1/21/06 @ 13:13, 13:27 & 13:35 of 3rd per. of 7-2 win vs. Columbus
- 0:46 - Sam Gagner (EDM), Marty Reasoner (EDM) & Jason Arnott (NSH), 2/19/08 @ 15:00, 15:23 & 15:46 of 2nd per. of 5-4 win vs. Edmonton

### On Road:

- 0:34 - Ryan Johnson (STL), Vernon Fiddler (NSH) & Petr Cajanek (STL), 1/4/06 @ 3:26, 3:44 & 4:00 of 1st per. of 4-3 win at St. Louis
- 0:53 - Jordin Tootoo (NSH), Mike Ribeiro (DAL) & J.P. Dumont (NSH), 3/1/08 @ 7:53, 8:23 & 8:46 of 3rd per. of 3-1 win at Dallas

### FASTEST FOUR GOALS, TEAM

- 3:38 - Sebastien Bordeleau, Joel Bouchard, Patric Kjellberg & Kjellberg, 2/2/00 @ 7:53, 8:21, 9:48, & 11:31 of 2nd per. of 6-4 win at NY Islanders
- 5:03 - Ville Koistinen, David Legwand, Joel Ward & Antti Pihlstrom, 2/28/09 @ 4:48, 5:17, 9:24 & 9:51 of 1st per. of 8-0 win vs. Detroit

### At Home:

- 5:03 - Ville Koistinen, David Legwand, Joel Ward & Antti Pihlstrom, 2/28/09 @ 4:48, 5:17, 9:24 & 9:51 of 1st per. of 8-0 win vs. Detroit
- 5:29 - J.P. Dumont, Alexander Radulov, Marek Zidlicky & Scott Hartnell, 11/25/06 @ 6:33, 7:54, 9:55 & 12:02 of 2nd per. of 6-2 win vs. Detroit

### On Road:

- 3:38 - Sebastien Bordeleau, Joel Bouchard, Patric Kjellberg & Kjellberg, 2/2/00 @ 7:53, 8:21, 9:48, & 11:31 of 2nd per. of 6-4 win at NY Islanders
- 7:36 - Paul Kariya, Marek Zidlicky, J.P. Dumont & Kariya, 3/3/07 @ 5:47, 9:39, 12:39 & 13:23 of 3rd per. of 6-3 win at Los Angeles

### FASTEST FOUR GOALS AGAINST, TEAM

- 5:31 - Brenden Morrow, Brad Richards & Loui Eriksson 10/14/09 @ 3:17, 3:57, 6:31 & 8:48 of 1st per. of 6-0 loss at Dallas
- 8:07 - Travis Moen, Chris Kunitz, Chris Pronger & Corey Perry, 1/7/08 @ 0:42, 1:51, 7:39 & 8:49 of 2nd per. of 5-2 loss at Anaheim

### At Home:

- 8:58 - Adam Graves, John MacLean, Brent Fedyk & Todd Harvey, 2/15/99 @ 5:10, 5:43, 7:38, & 14:08 of 1st per. of 7-4 loss vs. NY Rangers
- 10:10 - Steven Reinprecht, Adam Foote, Mike Keane & Milan Hejduk, 1/1/03 @ 3:09, 6:24, 9:32 & 13:19 of 1st per. of 7-3 loss vs. Colorado

### On Road:

- 5:31 - Brenden Morrow, Brad Richards & Loui Eriksson 10/14/09 @ 3:17, 3:57, 6:31 & 8:48 of 1st per. of 6-0 loss at Dallas
- 8:07 - Travis Moen, Chris Kunitz, Chris Pronger & Corey Perry, 1/7/08 @ 0:42, 1:51, 7:39 & 8:49 of 2nd per. of 5-2 loss at Anaheim

# TEAM HISTORY & RECORDS

## TEAM RECORDS - PERIOD

### FASTEST FOUR GOALS, BOTH TEAMS

- 2:03 - Ville Nieminen (CGY), Chris Simon (CGY), Adam Hall (NSH) & Jarome Iginla (CGY), 3/13/04 @ 18:28 & 19:02 of 2nd per. & 0:13 & 0:31 of 3rd per. of 4-4 tie vs. Calgary
- 2:10 - Alexander Edler (VAN), Vernon Fiddler (NSH), Matt Pettinger (VAN) & Greg de Vries (NSH), 3/6/08 @ 4:11, 4:25, 6:09 & 6:21 of 1st per. of 6-2 loss at Vancouver

### At Home:

- 2:03 - Ville Nieminen (CGY), Chris Simon (CGY), Adam Hall (NSH) & Jarome Iginla (CGY), 3/13/04 @ 18:28 & 19:02 of 2nd per. & 0:13 & 0:31 of 3rd per. of 4-4 tie vs. Calgary
- 2:32 - Martin Erat (NSH), J.P. Dumont (NSH), Martin Havlat (CHI) & Craig MacDonald (CHI), 1/20/07 @ 7:14, 7:34, 9:37 & 9:46 of 1st per. of 6-3 win vs. Chicago

### On Road:

- 2:10 - Alexander Edler (VAN), Vernon Fiddler (NSH), Matt Pettinger (VAN) & Greg de Vries (NSH), 3/6/08 @ 4:11, 4:25, 6:09 & 6:21 of 1st per. of 6-2 loss at Vancouver
- 2:12 - Daniel Paille (BUF), Jan Hlavac (NSH), Jason Arnott (NSH) & Andrew Peters (BUF), 2/27/08 @ 2:01, 2:46, 3:20 & 4:13 of 2nd per. of 8-4 loss at Buffalo

### SPECIAL TEAMS

#### MOST POWER PLAY GOALS

- 3 - five times, last 11/18/06 in 2nd per. of 4-2 win vs. Columbus

### At Home:

- 3 - 11/18/06 in 2nd per. of 4-2 win vs. Columbus
- 12/20/01 in 2nd per. of 6-2 win vs. Vancouver
- 2 - 24 times, last 2/4/10 in 2nd per. of 5-3 win vs. Colorado

### On Road:

- 3 - 10/12/05 in 3rd per. of 5-4 win at Colorado
- 3/4/04 in 3rd per. of 9-4 win at Pittsburgh
- 3/4/04 in 1st per. of 9-4 win at Pittsburgh

### MOST POWER PLAY CHANCES

- 6 - four times, last 12/13/05 in 1st per. of 7-3 loss at Florida

### At Home:

- 6 - 11/30/02 in 2nd per. of 5-2 win vs. Dallas
- 12/20/01 in 2nd per. of 6-2 win vs. Vancouver
- 10/31/00 in 3rd per. of 4-2 loss vs. St. Louis

### On Road:

- 6 - 12/13/05 in 1st per. of 7-3 loss at Florida
- 5 - 12 times, last 1/11/10 in 3rd per. of 3-2 win at Vancouver

### MOST POWER PLAY GOALS AGAINST

- 3 - five times, last 10/10/08 in 2nd per. of 5-2 loss at St. Louis

### At Home:

- 2 - 19 times, last 11/29/08 in 3rd per. of 6-2 loss vs. Minnesota

### On Road:

- 3 - five times, last 10/10/08 in 2nd per. of 5-2 loss at St. Louis

### MOST SHORTHANDED GOALS

- 2 - 1/19/08 in 5-2 win at St. Louis

### At Home:

- 1 - 48 times, last 1/7/10 in 1st per. of 4-2 win vs. Carolina

### On Road:

- 2 - 1/19/08 in 5-2 win at St. Louis

### MOST SHORTHANDED SITUATIONS

- 7 - 10/25/05 in 2nd per. of 5-3 win vs. Chicago
- 6 - seven times, last 11/29/08 in 3rd per. of 6-2 loss vs. Minnesota

### At Home:

- 7 - 10/25/05 in 2nd per. of 5-3 win vs. Chicago
- 6 - four times, last 11/29/08 in 3rd per. of 6-2 loss vs. Minnesota

### On Road:

- 6 - three times, last 3/25/06 in 2nd per. of 6-4 loss at Los Angeles

### MOST SHORTHANDED GOALS AGAINST

- 1 - 88 times, last 3/5/10 in 2nd per. of 5-2 loss at Detroit

### At Home:

- 1 - 44 times, last 1/30/10 in 2nd per. of 4-3 win vs. Atlanta

### On Road:

- 1 - 44 times, last 3/5/10 in 2nd per. of 5-2 loss at Detroit

### PENALTY MINUTES

#### MOST PENALTY MINUTES

- 55 - 10/30/03 in 3rd per. of 5-3 win vs. Detroit
- 51 - 10/25/05 in 3rd per. of 5-3 win vs. Chicago
- 48 - 3/6/08 in 3rd per. of 6-2 loss at Vancouver

### At Home:

- 55 - 10/30/03 in 3rd per. of 5-3 win vs. Detroit
- 51 - 10/25/05 in 3rd per. of 5-3 win vs. Chicago
- 34 - 2/3/07 in 3rd per. of 3-0 win vs. Anaheim
- 12/30/98 in 3rd per. of 5-2 loss vs. Boston

### On Road:

- 48 - 3/6/08 in 3rd per. of 6-2 loss at Vancouver
- 41 - 3/20/04 in 3rd per. of 3-1 win at Calgary
- 31 - 3/4/99 in 3rd per. of 4-3 win at Los Angeles

### MOST PENALTY MINUTES, OPPONENT

- 99 - 3/20/04 in 3rd per. of 3-1 win at Calgary
- 83 - 10/30/03 in 3rd per. of 5-3 win vs. Detroit
- 54 - 2/3/07 in 3rd per. of 3-0 win vs. Anaheim

### At Home:

- 83 - 10/30/03 in 3rd per. of 5-3 win vs. Detroit
- 54 - 2/3/07 in 3rd per. of 3-0 win vs. Anaheim
- 40 - 12/23/06 in 3rd per. of 7-0 win vs. Los Angeles

### On Road:

- 99 - 3/20/04 in 3rd per. of 3-1 win at Calgary
- 46 - 3/6/08 in 3rd per. of 6-2 loss at Vancouver
- 36 - 3/11/06 in 1st per. of 3-2 loss at San Jose

### MOST PENALTY MINUTES BY BOTH TEAMS

- 140 - 3/20/04 in 3rd per. of 3-1 win at Calgary (CGY 99, NSH 41)
- 138 - 10/30/03 in 3rd per. of 5-3 win vs. Detroit (DET 83, NSH 55)
- 94 - 3/6/08 in 3rd per. of 6-2 loss at Vancouver (NSH 48, VAN 46)

### At Home:

- 138 - 10/30/03 in 3rd per. of 5-3 win vs. Detroit (DET 83, NSH 55)
- 88 - 2/3/07 in 3rd per. of 3-0 win vs. Anaheim (ANA 54, NSH 34)
- 82 - 10/25/05 in 3rd per. of 5-3 win vs. Chicago (NSH 51, CHI 31)

### On Road:

- 140 - 3/20/04 in 3rd per. of 3-1 win at Calgary (CGY 99, NSH 41)
- 94 - 3/6/08 in 3rd per. of 6-2 loss at Vancouver (NSH 48, VAN 46)
- 66 - 3/11/06 in 1st per. of 3-2 loss at San Jose (SJ 36, NSH 30)

### SHOTS

#### MOST SHOTS

- 24 - 11/14/09 in 1st per. of 2-0 win vs. Montreal
- 23 - 2/28/04 in 2nd per. of 2-1 win vs. NY Rangers
- 22 - 3/9/06 in 3rd per. of 3-2 win at Vancouver
- 1/8/00 in 1st per. of 6-3 win vs. Chicago

### At Home:

- 24 - 11/14/09 in 1st per. of 2-0 win vs. Montreal
- 23 - 2/28/04 in 2nd per. of 2-1 win vs. NY Rangers
- 22 - 1/8/00 in 1st per. of 6-3 win vs. Chicago

### On Road:

- 22 - 3/9/06 in 3rd per. of 3-2 win at Vancouver
- 20 - four times, last 1/29/10 in 2nd per. of 4-2 loss at Detroit

# TEAM HISTORY & RECORDS

## TEAM RECORDS - PERIOD

### MOST SHOTS AGAINST

- 27 - 2/10/09 in 1st per. of 5-3 loss vs. Detroit
- 10/21/98 in 2nd per. of 5-2 loss at Detroit
- 24 - 3/6/08 in 1st per. of 6-2 loss at Vancouver
- 22 - five times, last 11/11/08 in 2nd per. of 4-3 OT win at San Jose

### At Home:

- 27 - 2/10/09 in 1st per. of 5-3 loss vs. Detroit
- 22 - 11/24/05 in 3rd per. of 4-3 win vs. Los Angeles
- 11/15/05 in 2nd per. of 3-2 win vs. Los Angeles
- 21 - four times, last 2/4/06 in 3rd per. of 6-0 win vs. Chicago

### On Road:

- 27 - 10/21/98 in 2nd per. of 5-2 loss at Detroit
- 24 - 3/6/08 in 1st per. of 6-2 loss at Vancouver
- 22 - 11/11/08 in 2nd per. of 4-3 OT win at San Jose
- 1/13/07 in 3rd per. of 4-1 win at Columbus
- 11/30/06 in 2nd per. of 5-4 win at St. Louis

### MOST SHOTS BY BOTH TEAMS

- 35 - 2/10/09 in 1st per. of 5-4 loss vs. Detroit (DET 27, NSH 8)
- 34 - 11/11/08 in 2nd per. of 4-3 OT win at San Jose (S.J. 22, NSH 12)
- 33 - 11/27/09 in 2nd per. of a 3-1 loss vs. St. Louis (STL 18, NSH 15)
- 3/6/08 in 1st per. of 6-2 loss at Vancouver (VAN 24, NSH 9)
- 10/19/00 in 1st per. of 2-1 win at Detroit (DET 18, NSH 15)

### At Home:

- 35 - 2/10/09 in 1st per. of 5-4 loss vs. Detroit (DET 27, NSH 8)
- 33 - 11/27/09 in 2nd per. of a 3-1 loss vs. St. Louis (STL 18, NSH 15)
- 32 - three times, last 2/9/06 in 2nd per. of 3-2 loss vs. Detroit (DET 17, NSH 15)

### On Road:

- 34 - 11/11/08 in 2nd per. of 4-3 OT win at San Jose (S.J. 22, NSH 12)
- 33 - 3/6/08 in 1st per. of 6-2 loss at Vancouver (VAN 24, NSH 9)
- 10/19/00 in 1st per. of 2-1 win at Detroit (DET 18, NSH 15)
- 32 - three times, last 11/8/03 in 3rd per. of 4-3 win at Detroit (NSH 20, DET 12)

### FEWEST SHOTS

- 1 - 12/8/08 in 3rd per. of 6-3 loss at St. Louis
- 3/12/02 in 2nd per. of 5-0 loss vs. Vancouver
- 12/15/99 in 2nd per. of 3-2 loss at Florida
- 11/22/99 in 3rd per. of 3-2 loss at St. Louis

### At Home:

- 1 - 3/12/02 in 2nd per. of 5-0 loss vs. Vancouver
- 2 - 11 times, last 10/15/09 in 3rd per. of 3-1 loss vs. Chicago

### On Road:

- 1 - 12/8/08 in 3rd per. of 6-3 loss at St. Louis
- 12/15/99 in 2nd per. of 3-2 loss at Florida
- 11/22/99 in 3rd per. of 3-2 loss at St. Louis
- 2 - 27 times, last 2/9/08 in 2nd per. of 4-3 loss at San Jose

### FEWEST SHOTS AGAINST

- 0 - 2/16/08 in 3rd per. of 2-1 OT win vs. St. Louis
- 1 - four times, last 2/1/06 in 3rd per. of 2-1 loss at Dallas

### At Home:

- 0 - 2/16/08 in 3rd per. of 2-1 OT win vs. St. Louis
- 2 - five times, last 4/4/09 in 2nd per. of 5-4 SO win vs. Columbus

### On Road:

- 1 - four times, last 2/1/06 in 3rd per. of 2-1 loss at Dallas

### FEWEST SHOTS BY BOTH TEAMS

- 5 - 3/5/02 in 1st per. of 2-0 win at San Jose (NSH 3, S.J. 2)
- 7 - five times, last 12/20/06 in 1st per. of 2-1 win at Chicago (CHI 4, NSH 3)

### At Home:

- 9 - 3/24/09 in 1st per. of 2-1 SO loss vs. Anaheim
- 2/26/04 in 1st per. of 4-0 win vs. Minnesota (NSH 5, MIN 4)
- 12/20/03 in 3rd per. of 1-0 win vs. Detroit (DET 6, NSH 3)
- 10 - 14 times, last 12/6/07 in 2nd per. of 5-2 loss vs. Vancouver (VAN 7, NSH 3)

### On Road:

- 5 - 3/5/02 in 1st per. of 2-0 win at San Jose (NSH 3, S.J. 2)
- 7 - five times, last 12/20/06 in 1st per. of 2-1 win at Chicago (CHI 4, NSH 3)

### LARGEST SHOT ADVANTAGE

- 20 - 11/14/09 in 2nd per. of 2-0 win vs. Montreal (NSH 24, MTL 4)
- 16 - 3/9/06 in 3rd per. of 3-2 win at Vancouver (NSH 22, VAN 6)
- 2/28/04 in 2nd per. of 2-1 win vs. NY Rangers (NSH 23, NYR 7)
- 15 - three times, last 12/1/07 in 3rd per. of 5-4 win at Montreal (NSH 20, MTL 5)

### At Home:

- 20 - 11/14/09 in 2nd per. of 2-0 win vs. Montreal (NSH 24, MTL 4)
- 16 - 2/28/04 in 2nd per. of 2-1 win vs. NY Rangers (NSH 23, NYR 7)
- 15 - 11/27/02 in 3rd per. of 4-2 win vs. San Jose (NSH 21, S.J. 6)

### On Road:

- 16 - 3/9/06 in 3rd per. of 3-2 win at Vancouver (NSH 22, VAN 6)
- 15 - 12/1/07 in 3rd per. of 5-4 win at Montreal (NSH 20, MTL 5)
- 3/23/03 in 2nd per. of 3-2 loss at Edmonton (NSH 20, EDM 5)

### LARGEST SHOT DEFICIT

- 22 - 10/21/98 in 2nd per. of 5-2 loss at Detroit (DET 27, NSH 5)
- 19 - 2/10/09 in 1st per. of 5-3 loss vs. Detroit (DET 27, NSH 8)
- 11/5/05 in 3rd per. of 3-2 loss at Los Angeles (LA 21, NSH 2)
- 18 - 1/13/07 in 3rd per. of 4-1 win at Columbus (CBJ 22, NSH 4)
- 2/8/06 in 2nd per. of 6-0 loss at Detroit (DET 20, NSH 2)

### At Home:

- 19 - 2/10/09 in 1st per. of 5-3 loss vs. Detroit (DET 27, NSH 8)
- 17 - 3/11/08 in 2nd per. of 2-1 loss vs. San Jose (S.J. 20, NSH 3)
- 15 - 11/24/05 in 3rd per. of 4-3 win vs. Los Angeles (LA 22, NSH 7)

### On Road:

- 22 - 10/21/98 in 2nd per. of 5-2 loss at Detroit (DET 27, NSH 5)
- 19 - 11/5/05 in 3rd per. of 3-2 loss at Los Angeles (LA 21, NSH 2)
- 18 - 1/13/07 in 3rd per. of 4-1 win at Columbus (CBJ 22, NSH 4)
- 2/8/06 in 2nd per. of 6-0 loss at Detroit (DET 20, NSH 2)

# TEAM HISTORY & RECORDS

## INDIVIDUAL RECORDS - CAREER

### GAMES PLAYED

#### MOST GAMES PLAYED

- 704 - David Legwand, 1999-10
- 573 - Kimmo Timonen, 1998-07
- 552 - Martin Erat, 2001-10

#### MOST CONSECUTIVE

##### GAMES PLAYED

- 269 - Karlis Skrastins, 2/21/00-4/6/03
- 251 - Greg Johnson, 10/2/99-10/19/02
- 245 - Bill Houlder, 10/8/00-4/6/03
- Tom Fitzgerald, 12/30/98-12/15/01

### GOALS

#### MOST GOALS

- 152 - David Legwand, 1999-10
- 123 - Martin Erat, 2001-10
- 107 - Jason Arnott, 2006-10

#### By Left Wing

- 93 - Scott Hartnell, 2000-07
- 90 - Steve Sullivan, 2004-10
- 55 - Paul Kariya, 2005-07

#### By Center

- 152 - David Legwand, 1999-10
- 107 - Jason Arnott, 2006-10
- 93 - Greg Johnson, 1998-06

#### By Right Wing

- 123 - Martin Erat, 2001-10
- 96 - Scott Walker, 1998-06
- 83 - J.P. Dumont, 2006-10

#### By Defenseman

- 79 - Kimmo Timonen, 1998-07
- 64 - Shea Weber, 2005-10
- 35 - Marek Zidlicky, 2003-08

#### MOST GAME-WINNING GOALS

- 32 - David Legwand, 1999-10
- 19 - Scott Hartnell, 2000-07
- Martin Erat, 2001-10

#### By Defenseman

- 12 - Shea Weber, 2005-10
- 10 - Kimmo Timonen, 1998-07
- 9 - Andy Delmore, 2001-03

#### MOST GAME-TYING GOALS

- 3 - Sergei Krivokrasov, 1998-00
- 2 - Denis Arkhipov, 2000-04
- Cliff Ronning, 1998-02
- Scott Walker, 1998-06

### ASSISTS

#### MOST ASSISTS

- 255 - David Legwand, 1999-10
- 229 - Martin Erat, 2001-10
- 222 - Kimmo Timonen, 1998-07

#### By Left Wing

- 151 - Steve Sullivan, 2004-10
- 118 - Scott Hartnell, 2000-07
- 106 - Paul Kariya, 2005-07

#### By Center

- 255 - David Legwand, 1999-10
- 145 - Greg Johnson, 1998-06
- Cliff Ronning, 1998-02

#### By Right Wing

- 229 - Martin Erat, 2001-10
- 165 - J.P. Dumont, 2006-10
- 151 - Scott Walker, 1998-06

#### By Defenseman

- 222 - Kimmo Timonen, 1998-07
- 140 - Marek Zidlicky, 2003-08
- 129 - Dan Hamhuis, 2003-10

### POINTS

#### MOST POINTS

- 407 - David Legwand (152g-255a), 1999-10
- 352 - Martin Erat (123g-229a), 2001-10
- 301 - Kimmo Timonen (79g-222a), 1998-07

#### By Left Wing

- 241 - Steve Sullivan (90g-151a), 2004-10
- 211 - Scott Hartnell (93g-118a), 2000-07
- 161 - Paul Kariya (55g-106a), 2005-07

#### By Center

- 407 - David Legwand (152g-255a), 1999-10
- 238 - Greg Johnson (93g-145a), 1998-06
- 229 - Jason Arnott (107g-122a), 2006-10

#### By Right Wing

- 352 - Martin Erat (123g-229a), 1998-10
- 248 - J.P. Dumont (83g-165a), 2006-10
- 247 - Scott Walker (96g-151a), 1998-06

#### By Defenseman

- 301 - Kimmo Timonen (79g-222a), 1998-07
- 175 - Marek Zidlicky (35g-140a), 2003-08
- 166 - Shea Weber (64g-102a), 2005-10

### SPECIAL TEAMS

#### MOST POWER PLAY GOALS

- 46 - Kimmo Timonen, 1998-07
- 40 - Jason Arnott, 2006-10
- 34 - Steve Sullivan, 2004-10

#### By Defenseman

- 46 - Kimmo Timonen, 1998-07
- 30 - Shea Weber, 2005-10
- 25 - Andy Delmore, 2001-03
- Marek Zidlicky, 2003-08

#### MOST POWER PLAY POINTS

- 182 - Kimmo Timonen (46g-136a), 1998-07
- 107 - Martin Erat (29g-78a), 2001-10
- 99 - Marek Zidlicky (25g-74a), 2003-08

#### By Defenseman

- 182 - Kimmo Timonen (46g-136a), 1998-07
- 99 - Marek Zidlicky (25g-74a), 2003-08
- 69 - Shea Weber (30g-39a), 2005-10

#### MOST SHORTHANDED GOALS

- 11 - Greg Johnson, 1998-06
- 8 - Scott Walker, 1998-06
- David Legwand, 1999-10

#### MOST SHORTHANDED POINTS

- 17 - Greg Johnson (11g-6a), 1998-06
- 13 - Scott Walker (8g-5a), 1998-06
- 12 - Tom Fitzgerald (6g-6a), 1998-02
- David Legwand (8g-4a), 1999-10

### SHOTS

#### MOST SHOTS

- 1470 - David Legwand, 1999-10
- 1078 - Kimmo Timonen, 1998-07
- 1015 - Martin Erat, 2001-10

#### By Defenseman

- 1078 - Kimmo Timonen, 1998-07
- 823 - Shea Weber, 2005-10
- 711 - Dan Hamhuis, 2003-10

### PENALTY MINUTES

#### MOST PENALTY MINUTES

- 572 - Jordin Tootoo, 2003-10
- 544 - Scott Hartnell, 2000-07
- 465 - Scott Walker, 1998-06

#### By Defenseman

- 375 - Dan Hamhuis, 2003-10
- 370 - Cale Hulse, 2000-03
- 348 - Kimmo Timonen, 1998-07

### GOALTENDING

#### MOST GAMES PLAYED

- 383 - Tomas Vokoun, 1998-07
- 217 - Mike Dunham, 1998-03
- 135 - Chris Mason, 1998-01, 2003-08

#### MOST MINUTES PLAYED

- 21789 - Tomas Vokoun, 1998-07
- 12495 - Mike Dunham, 1998-03
- 7132 - Chris Mason, 1998-01, 2003-08

#### MOST WINS

- 161 - Tomas Vokoun, 1998-07
- 81 - Mike Dunham, 1998-03
- 62 - Pekka Rinne, 2005-10

#### MOST LOSSES

- 159 - Tomas Vokoun, 1998-07
- 104 - Mike Dunham, 1998-03
- 43 - Chris Mason, 1998-01, 2003-08

#### MOST TIES

- 35 - Tomas Vokoun, 1998-07
- 24 - Mike Dunham, 1998-03
- 1 - Chris Mason, 1998-01, 2003-08

#### MOST GOALS ALLOWED

- 922 - Tomas Vokoun, 1998-07
- 567 - Mike Dunham, 1998-03
- 310 - Chris Mason, 1998-01, 2003-08

#### LOWEST GOALS-AGAINST

- AVERAGE (min. 52 games)
- 2.46 - Pekka Rinne, 2005-10
- 2.54 - Tomas Vokoun, 1998-07
- 2.61 - Chris Mason, 1998-01, 2003-08

#### HIGHEST SAVE PERCENTAGE

##### (min. 52 games)

- .914 - Pekka Rinne, 2005-10
- .913 - Tomas Vokoun, 1998-07
- Chris Mason, 1998-01, 2003-08
- .912 - Dan Ellis, 2007-10

#### MOST SHUTOUTS

- 21 - Tomas Vokoun, 1998-07
- 14 - Pekka Rinne, 2005-10
- 12 - Chris Mason, 1998-01, 2003-08

#### MOST GOALS

- 1 - Chris Mason, 1998-01, 2003-08

#### MOST ASSISTS

- 9 - Tomas Vokoun, 1998-07
- 2 - Mike Dunham, 1998-03
- Chris Mason, 1998-01, 2003-08

#### MOST POINTS

- 9 - Tomas Vokoun (9a), 1998-07
- 3 - Chris Mason (1g-2a), 1998-01, 2003-08
- 2 - Mike Dunham (2a), 1998-03

#### MOST PENALTY MINUTES

- 111 - Tomas Vokoun, 1998-07
- 14 - Mike Dunham, 1999-02
- 8 - Chris Mason, 1998-01, 2003-08
- Pekka Rinne, 2005-10



# TEAM HISTORY & RECORDS

## INDIVIDUAL RECORDS - SEASON

### GAMES PLAYED

#### MOST GAMES PLAYED

82 - 35 tied with

#### By Defenseman

82 - 15 tied with

#### By Rookie

- 80 - Dan Hamhuis, 2003-04
- Martin Erat, 2001-02
- 79 - Adam Hall, 2002-03

### GOALS

#### MOST GOALS

- 33 - Jason Arnott, 2008-09
- 31 - Paul Kariya, 2005-06
- Steve Sullivan, 2005-06
- 30 - Patric Hornqvist, 2009-10

#### By Left Wing

- 31 - Paul Kariya, 2005-06
- Steve Sullivan, 2005-06
- 25 - Scott Hartnell, 2005-06

#### By Center

- 33 - Jason Arnott, 2008-09
- 28 - Jason Arnott, 2007-08
- 27 - Jason Arnott, 2006-07
- David Legwand, 2006-07

#### By Right Wing

- 30 - Patric Hornqvist, 2009-10
- 29 - J.P. Dumont, 2007-08
- 26 - Alexander Radulov, 2007-08

#### By Defenseman

- 23 - Shea Weber, 2008-09
- 18 - Andy Delmore, 2002-03
- 17 - Shea Weber, 2006-07

#### By Rookie

- 18 - Alexander Radulov, 2006-07
- 16 - Adam Hall, 2002-03
- 13 - David Legwand, 1999-00

#### MOST GOALS AT HOME

- 21 - David Legwand, 2006-07
- 19 - Jason Arnott, 2007-08
- Alexander Radulov, 2007-08

#### By Defenseman

- 13 - Shea Weber, 2008-09
- 12 - Andy Delmore, 2002-03
- 11 - Shea Weber, 2006-07

#### By Rookie

- 10 - Alexander Radulov, 2006-07
- 8 - Adam Hall, 2002-03
- 6 - Marian Cisar, 2000-01

#### MOST GOALS ON ROAD

- 18 - Steve Sullivan, 2005-06
- 17 - Patric Hornqvist, 2009-10
- 16 - Jason Arnott, 2008-09

#### By Defenseman

- 12 - Shea Weber, 2009-10
- 10 - Shea Weber, 2008-09
- 9 - Andy Delmore, 2001-02
- Kimmo Timonen, 2001-02

#### By Rookie

- 9 - David Legwand, 1999-00
- 8 - Alexander Radulov, 2006-07
- Adam Hall, 2002-03

#### MOST GAME-WINNING GOALS

- 8 - Patric Hornqvist, 2009-10
- J.P. Dumont, 2007-08
- Scott Hartnell, 2005-06
- 7 - David Legwand, 2006-07

#### By a Defenseman

- 6 - Andy Delmore, 2002-03
- 4 - Shea Weber, 2008-09
- Dan Hamhuis, 2003-04
- Marek Zidlicky, 2003-04

#### MOST GAME-TYING GOALS

- 2 - Sergei Krivokrasov, 1999-00
- 1 - 19 tied with

#### FEWEST GAMES TO 20 GOALS

- 38 - Steve Sullivan, 1/10/06
- 42 - Jason Arnott, 2/3/07
- 49 - Patric Hornqvist, 1/21/10
- Steve Sullivan, 2/3/07

#### LONGEST GOAL-SCORING STREAK

- 6 - Alexander Radulov (7g), 1/21-2/2/08
- J.P. Dumont (6g), 12/29/07-1/8/08
- 5 - Steve Sullivan (5g), 12/13-12/21/05
- Greg Johnson (5g), 1/26-2/9/99
- Sergei Krivokrasov (6g), 10/19-10/27/98

### ASSISTS

#### MOST ASSISTS

- 54 - Paul Kariya, 2005-06
- 52 - Paul Kariya, 2006-07
- 49 - J.P. Dumont, 2008-09

#### By Left Wing

- 54 - Paul Kariya, 2005-06
- 52 - Paul Kariya, 2006-07
- 38 - Steve Sullivan, 2006-07

#### By Center

- 44 - Jason Arnott, 2007-08
- 43 - Cliff Ronning, 2000-01
- 36 - David Legwand, 2006-07
- Cliff Ronning, 1999-00

#### By Right Wing

- 49 - J.P. Dumont, 2008-09
- 45 - J.P. Dumont, 2006-07
- 43 - J.P. Dumont, 2007-08

#### By Defenseman

- 42 - Kimmo Timonen, 2006-07
- 39 - Kimmo Timonen, 2005-06
- Marek Zidlicky, 2003-04

#### By Rookie

- 24 - Martin Erat, 2001-02
- 19 - Alexander Radulov, 2006-07
- Dan Hamhuis, 2003-04

#### MOST ASSISTS AT HOME

- 31 - Paul Kariya, 2006-07
- 29 - J.P. Dumont, 2006-07
- 28 - Paul Kariya, 2005-06

#### By Defenseman

- 24 - Kimmo Timonen, 2006-07
- 23 - Marek Zidlicky, 2003-04
- 22 - Marek Zidlicky, 2007-08
- Kimmo Timonen, 2003-04

#### By Rookie

- 14 - Martin Erat, 2001-02
- 13 - Alexander Radulov, 2006-07
- 7 - three times, last Ville Koistinen, 2007-08

#### MOST ASSISTS ON ROAD

- 26 - Paul Kariya, 2005-06
- 25 - J.P. Dumont, 2008-09
- 23 - Jason Arnott, 2007-08

#### By Defenseman

- 20 - Ryan Suter, 2008-09
- 19 - Marek Zidlicky, 2005-06
- 18 - Kimmo Timonen, 2006-07
- Kimmo Timonen, 2005-06

#### By Rookie

- 13 - Dan Hamhuis, 2003-04
- 11 - Cody Franson, 2009-10
- 10 - Martin Erat, 2001-02
- Marian Cisar, 2000-01

#### LONGEST ASSIST STREAK

- 7 - Kimmo Timonen (8a), 2/23-3/7/03
- Cliff Ronning (10a), 1/6-1/21/00
- 6 - Marek Zidlicky (6a), 3/1-3/11/04
- Scott Hartnell (8a), 1/16-1/27/03

### POINTS

#### MOST POINTS

- 85 - Paul Kariya (31g-54a), 2005-06
- 76 - Paul Kariya (24g-52a), 2006-07
- 72 - J.P. Dumont (29g-43a), 2007-08
- Jason Arnott (28g-44a), 2007-08

#### By Left Wing

- 85 - Paul Kariya (31g-54a), 2005-06
- 76 - Paul Kariya (24g-52a), 2006-07
- 68 - Steve Sullivan (31g-37a), 2005-06

#### By Center

- 72 - Jason Arnott (28g-44a), 2007-08
- 63 - David Legwand (27g-36a), 2006-07
- 62 - Cliff Ronning (26g-36a), 1999-00
- Cliff Ronning (19g-43a), 2000-01

#### By Right Wing

- 72 - J.P. Dumont (29g-43a), 2007-08
- 67 - Scott Walker (25g-42a), 2003-04
- 66 - J.P. Dumont (21g-45a), 2006-07

#### By Defenseman

- 55 - Kimmo Timonen (13g-42a), 2006-07
- 53 - Shea Weber (23g-30), 2008-09
- Marek Zidlicky (14g-39a), 2003-04
- 50 - Kimmo Timonen (11g-39a), 2005-06

#### By Rookie

- 37 - Alexander Radulov (18g-19a), 2006-07
- 33 - Martin Erat (9g-24a), 2001-02
- 28 - Adam Hall (16g-12a), 2002-03
- David Legwand (13g-15a), 1999-00

#### MOST POINTS AT HOME

- 44 - Paul Kariya (16g-28a), 2005-06
- 43 - J.P. Dumont (14g-29a), 2006-07
- Paul Kariya (12g-31a), 2006-07

#### By Defenseman

- 33 - Kimmo Timonen (9g-24a), 2006-07
- 30 - Marek Zidlicky (7g-30a), 2003-04
- 28 - Shea Weber (13g-15a), 2008-09
- Kimmo Timonen (7g-21a), 2005-06

#### By Rookie

- 23 - Alexander Radulov (10g-13a), 2006-07
- 18 - Martin Erat (4g-14a), 2001-02
- 13 - Adam Hall (8g-5a), 2002-03

#### MOST POINTS ON ROAD

- 41 - Paul Kariya (15g-26a), 2005-06
- 37 - J.P. Dumont (12g-25a), 2008-09
- 35 - Steve Sullivan (18g-17a), 2005-06

# TEAM HISTORY & RECORDS

## INDIVIDUAL RECORDS - SEASON

### By Defenseman

- 25 - Shea Weber (10g-15a), 2008-09  
- Marek Zidlicky (6g-19a), 2005-06  
24 - Shea Weber (12g-12a), 2009-10  
- Ryan Suter (4g-20a), 2008-09

### By Rookie

- 18 - David Legwand (9g-9a), 1999-00  
16 - Marian Cisar (6g-10a), 2000-01  
- Dan Hamhuis (3g-13a), 2003-04

### LONGEST POINTS STREAK

- 16 - J.P. Dumont (8g-14a), 12/29/07-1/31/08  
10 - Steve Sullivan (6g-8a), 1/13-2/3/07  
- Steve Sullivan (5g-12a), 3/7-3/25/06  
8 - five times, last Ryan Suter, (2g-8a), 3/3/09-3/18/09

### MOST POINTS IN TWO CONSECUTIVE GAMES

- 7 - Scott Walker (2g-5a), 2/18-2/20/04  
6 - 16 times, last Martin Erat (1g-5a), 3/26-3/28/09

### MOST POINTS IN THREE CONSECUTIVE GAMES

- 10 - Steve Sullivan (5g-5a), 2/18-2/21/04  
- Scott Walker (2g-8a), 2/18-2/21/04  
8 - Kimmo Timonen (1g-7a), 12/12-12/20/01  
- Sebastien Bordeleau (2g-6a), 3/7-3/12/99

### SPECIAL TEAMS

#### MOST POWER-PLAY GOALS

- 14 - Andy Delmore, 2002-03  
- Paul Kariya, 2005-06  
13 - Jason Arnott, 2007-08  
- Steve Sullivan, 2005-06

#### By Defenseman

- 14 - Andy Delmore, 2002-03  
11 - Andy Delmore, 2001-02  
10 - Shea Weber, 2008-09  
- Marek Zidlicky, 2005-06

#### By Rookie

- 8 - Adam Hall, 2002-03  
5 - Alexander Radulov, 2006-07  
- Marian Cisar, 2000-01

### MOST POWER-PLAY POINTS

- 46 - Paul Kariya (14g-32a), 2005-06  
38 - Kimmo Timonen (8g-30a), 2005-06  
35 - Marek Zidlicky (9g-26a), 2003-04

#### By Defenseman

- 38 - Kimmo Timonen (8g-30a), 2005-06  
35 - Marek Zidlicky (9g-26a), 2003-04  
30 - Kimmo Timonen (8g-22a), 2003-04

#### By Rookie

- 12 - Adam Hall (8g-4a), 2002-03  
11 - Ville Koistinen (2g-9a), 2007-08  
- Alexander Radulov (5g-6a), 2006-07  
- Randy Robitaille (2g-9a), 1999-00

### MOST SHORTHANDED GOALS

- 4 - Greg Johnson, 2005-06  
- Greg Johnson, 2003-04  
- Steve Sullivan, 2005-06

### MOST SHORTHANDED POINTS

- 6 - Greg Johnson (4g-2a), 2003-04  
5 - Jerred Smithson (2g-3a), 2007-08  
- Scott Walker (3g-2a), 2003-04  
- Scott Walker (3g-2a), 2000-01

### SHOTS

#### MOST SHOTS

- 275 - Patric Hornqvist, 2009-10  
251 - Shea Weber, 2008-09  
248 - Jason Arnott, 2007-08  
- Cliff Ronning, 1999-00

#### By Defenseman

- 251 - Shea Weber, 2008-09  
222 - Shea Weber, 2009-10  
180 - Kimmo Timonen, 2003-04  
**By Rookie**  
146 - Adam Hall, 2002-03  
115 - Dan Hamhuis, 2003-04  
113 - Randy Robitaille, 1999-00

### PENALTY MINUTES

#### MOST PENALTY MINUTES

- 242 - Patrick Cote, 1998-99  
218 - Denny Lamert, 1998-99  
163 - Darcy Hordichuk, 2005-06

### By Defenseman

- 140 - Drake Berehowsky, 1998-99  
137 - Bob Boughner, 1998-99  
128 - Cale Hulse, 2000-01

#### By Rookie

- 242 - Patrick Cote, 1998-99  
137 - Jordan Tootoo, 2003-04  
74 - Nathan Perrott, 2001-02

### PLUS/MINUS

#### HIGHEST PLUS/MINUS

- +23 - David Legwand, 2006-07  
+20 - Kimmo Timonen, 2006-07  
+19 - Jason Arnott, 2007-08  
- Scott Hartnell, 2006-07  
- Alexander Radulov, 2006-07

#### By Defenseman

- +20 - Kimmo Timonen, 2006-07  
+16 - Greg Zanon, 2006-07  
- Mark Eaton, 2003-04

#### By Rookie

- +19 - Alexander Radulov, 2006-07  
+15 - Cody Franson, 2009-10  
+13 - Ville Koistinen, 2007-08

### GOALTENDING

#### MOST GAMES PLAYED

- 73 - Tomas Vokoun, 2003-04  
69 - Tomas Vokoun, 2002-03  
61 - Tomas Vokoun, 2005-06

#### By Rookie

- 52 - Pekka Rinne, 2008-09  
37 - Tomas Vokoun, 1998-99  
3 - Jan Lasak, 2002-03  
- Jan Lasak, 2001-02  
- Chris Mason, 1998-99

#### MOST CONSECUTIVE GAMES PLAYED

- 38 - Tomas Vokoun, 1/16-4/6/03  
22 - Chris Mason, 11/23/06-1/6/07  
21 - Tomas Vokoun, 11/24/03-1/6/04

#### MOST CONSECUTIVE STARTS

- 38 - Tomas Vokoun, 1/16-4/6/03  
21 - Chris Mason, 11/25/06-1/6/07  
- Tomas Vokoun, 11/24/03-1/6/04

#### MOST MINUTES PLAYED

- 4221 - Tomas Vokoun, 2003-04  
3974 - Tomas Vokoun, 2002-03  
3601 - Tomas Vokoun, 2005-06

#### By Rookie

- 2999 - Pekka Rinne, 2008-09  
1954 - Tomas Vokoun, 1998-99  
177 - Jan Lasak, 2001-02

### MOST WINS

- 36 - Tomas Vokoun, 2005-06  
34 - Tomas Vokoun, 2003-04  
32 - Pekka Rinne, 2009-10

#### By Rookie

- 29 - Pekka Rinne, 2008-09  
12 - Tomas Vokoun, 1998-99  
1 - Pekka Rinne, 2005-06

#### MOST CONSECUTIVE WINS

- 7 - Pekka Rinne, 11/12-11/25/09  
- Tomas Vokoun, 10/5-10/25/05  
- Tomas Vokoun, 11/21-12/4/03  
6 - five times, last Pekka Rinne, 3/14-3/21/10

#### MOST CONSECUTIVE GAMES UNBEATEN

- 7 - Pekka Rinne (7-0-0), 11/12-11/25/09  
- Tomas Vokoun (7-0-0), 10/5-10/25/05  
- Tomas Vokoun (7-0-0), 11/21-12/4/03  
- Mike Dunham (4-0-3), 12/6-12/23/01

#### MOST LOSSES

- 31 - Tomas Vokoun, 2002-03  
29 - Tomas Vokoun, 2003-04  
27 - Mike Dunham, 1999-00

#### MOST OVERTIME LOSSES

- 7 - Tomas Vokoun, 2005-06  
6 - Chris Mason, 2007-08  
5 - Pekka Rinne, 2009-10  
- Mike Dunham, 1999-00  
- Tomas Vokoun, 2002-03

#### MOST CONSECUTIVE LOSSES

- 7 - Chris Mason, 10/10-10/30/07  
6 - Tomas Vokoun, 3/27-4/6/03  
- Tomas Vokoun, 10/2-12/11/99  
- Eric Fichaud, 10/24/98-1/1/99

#### MOST TIES

- 11 - Tomas Vokoun, 2002-03  
10 - Tomas Vokoun, 2003-04  
9 - Mike Dunham, 2001-02

#### MOST GOALS ALLOWED

- 178 - Tomas Vokoun, 2003-04  
160 - Tomas Vokoun, 2005-06  
146 - Tomas Vokoun, 2002-03  
- Mike Dunham, 1999-00

#### LOWEST GOALS-AGAINST AVERAGE (min. 26 games)

- 2.20 - Tomas Vokoun, 2002-03  
2.28 - Mike Dunham, 2000-01  
2.34 - Dan Ellis, 2007-08

#### By Rookie

- 2.38 - Pekka Rinne, 2008-09  
2.95 - Tomas Vokoun, 1998-99

# TEAM HISTORY & RECORDS

## INDIVIDUAL RECORDS - SEASON/GAME

### HIGHEST SAVE PERCENTAGE

(min. 26 games)

- .925 - Chris Mason, 2006-07
  - .924 - Dan Ellis, 2007-08 (led NHL)
  - .923 - Mike Dunham, 2000-01
- By Rookie**
- .917 - Pekka Rinne, 2008-09
  - .908 - Tomas Vokoun, 1998-99

### MOST SHUTOUTS

- 7 - Pekka Rinne, 2009-10
  - Pekka Rinne, 2008-09
  - 6 - Dan Ellis, 2007-08
- By a Rookie**
- 7 - Pekka Rinne, 2008-09
  - 1 - Tomas Vokoun, 1998-99

### LONGEST SHUTOUT STREAK

- 233:39 - Dan Ellis, 3/22/08-3/30/08
- 149:04 - Pekka Rinne, 3/16-3/21/10
- 143:00 - Chris Mason, 4/8-4/13/06

### MOST GOALS

- 1 - Chris Mason, 2005-06

### MOST ASSISTS

- 2 - four times, last Tomas Vokoun, 2006-07

### MOST POINTS

- 2 - four times, last Tomas Vokoun (2a), 2006-07

### MOST PENALTY MINUTES

- 35 - Tomas Vokoun, 2003-04
- 28 - Tomas Vokoun, 2002-03
- 26 - Tomas Vokoun, 2005-06

## INDIVIDUAL RECORDS - GAME

### GOALS

#### MOST GOALS

- 3 - 18 times, last Steve Sullivan, 12/14/09 at Columbus

#### By Defenseman

- 2 - 20 times, last Ryan Suter and Shea Weber, 10/22/09 at Ottawa

#### By Goaltender

- 1 - Chris Mason, 4/15/06 vs. Phoenix

#### MOST GOALS AGAINST

- 3 - 25 times, last Scottie Upshall, 1/21/10 at Phoenix

#### By Rookie in his NHL debut

- 1 - 10 times, last Nick Spaling, 12/15/09 vs. Tampa Bay

#### By Goaltender

- 1 - 15 times, last Pekka Rinne (1a), 11/28/08 at Atlanta

#### MOST ASSISTS BY OPPONENT

- 5 - Peter Forsberg, 1/1/03 vs. Colorado
- Wayne Gretzky, 2/15/99 vs. NY Rangers
- 4 - five times, last Tony Lydman, 2/27/08 at Buffalo

#### By Rookie in his NHL debut

- 1 - 10 times, last Nick Spaling (1a), 12/15/09 vs. Tampa Bay

#### By Goaltender

- 1 - 17 times, last Dan Ellis, 11/28/09 vs. Florida

#### MOST POINTS BY OPPONENT

- 6 - Peter Forsberg (1g-5a), 1/1/03 vs. Colorado
- 5 - Milan Hejduk (2g-3a), 1/1/03 vs. Colorado
- Wayne Gretzky (0g-5a), 2/15/99 vs. NY Rangers

### SHOTS

#### MOST SHOTS

- 12 - Jason Arnott, 12/4/07 at Toronto

- 11 - Steve Sullivan, 11/14/09 vs. Montreal

- 10 - four times, last Shea Weber, 1/2/10 vs. Anaheim

#### By Defenseman

- 10 - Shea Weber, 1/2/10 vs. Anaheim
- Shea Weber, 2/21/08 vs. Vancouver
- 8 - five times, last Shea Weber, 10/12/09 vs. Edmonton

#### By Rookie

- 9 - Adam Hall, 1/1/03 vs. Colorado
  - 7 - Ville Koistinen, 12/27/07 vs. Columbus
  - 6 - three times, last Shea Weber, 4/6/06 at St. Louis
- #### MOST SHOTS BY OPPONENT
- 11 - Jeff Carter, 3/16/10 vs. Philadelphia

### ASSISTS

#### MOST ASSISTS

- 5 - Marek Zidlicky, 2/18/04 vs. San Jose
- 4 - J.P. Dumont, 10/22/09 at Ottawa
- Martin Erat, 3/28/09 vs. Los Angeles
- Mike Sillinger, 3/18/06 vs. Calgary
- Dan Hamhuis, 3/4/04 at Pittsburgh

#### By Defenseman

- 5 - Marek Zidlicky, 2/18/04 vs. San Jose
- 4 - Dan Hamhuis, 3/4/04 at Pittsburgh
- 3 - 13 times, last Shea Weber, 10/18/08 vs. Columbus

#### By Rookie

- 4 - Dan Hamhuis, 3/4/04 at Pittsburgh
- 3 - Alexander Radulov, 12/23/06 vs. Los Angeles
- 2 - 20 times, last Cody Franson, 3/11/10 at San Jose

### POINTS

#### MOST POINTS

- 5 - J.P. Dumont (1g-4a), 10/22/09 at Ottawa
- Dan Hamhuis (1g-4a), 3/4/04 at Pittsburgh
- Marek Zidlicky (5a), 2/18/04 vs. San Jose
- 4 - 26 times, last Jason Arnott (1g-3a), 2/4/10 vs. Colorado

#### By Defenseman

- 5 - Dan Hamhuis (1g-4a), 3/4/04 at Pittsburgh
- Marek Zidlicky (5a), 2/18/04 vs. San Jose
- 4 - Shea Weber (1g-3a), 10/18/08 vs. Columbus
- Kimmo Timonen (1g-3a), 12/20/01 vs. Vancouver

#### By Rookie

- 5 - Dan Hamhuis (1g-4a), 3/4/04 at Pittsburgh
- 3 - four times, last Cal O'Reilly (3a), 2/6/10 vs. San Jose

### SPECIAL TEAMS

#### MOST POWER PLAY GOALS

- 3 - Steve Sullivan, 2/18/04 vs. San Jose
- 2 - 25 times, last Patric Hornqvist, 2/4/10 vs. Colorado

#### MOST POWER PLAY GOALS AGAINST

- 3 - Tomas Holmstrom, 2/24/07 vs. Detroit
- 2 - 17 times, last Robert Nilsson 12/17/09 at Edmonton

#### MOST SHORTHANDED GOALS

- 2 - Scott Nichol, 1/19/08 at St. Louis

#### MOST SHORTHANDED GOALS AGAINST

- 1 - 88 times, last Darren Helm, 3/5/10 at Detroit

## TEAM HISTORY & RECORDS

### INDIVIDUAL RECORDS - GAME/PERIOD

#### PENALTY MINUTES

##### MOST PENALTY MINUTES

- 35 - Jeremy Stevenson, 10/25/05 vs. Chicago
- 27 - Scott Nichol, 12/21/06 vs. Buffalo
- Darcy Hordichuk, 11/24/05 vs. Los Angeles

##### By Defenseman

- 25 - Greg de Vries, 3/6/08 at Vancouver
- 22 - Jamie Allison, 10/25/05 vs. Chicago
- 18 - Brendan Witt, 4/15/06 vs. Phoenix

##### By Rookie

- 19 - Marian Cisar, 1/29/01 at Phoenix
- 17 - four times, last Jordin Tootoo, 12/22/03 vs. Phoenix

##### MOST PENALTY MINUTES BY OPPONENT

- 34 - Krzysztof Oliwa, 3/20/04 at Calgary
- Steve Yzerman, 10/30/03 vs. Detroit
- 32 - Kevin Bieksa, 3/6/08 at Vancouver
- 30 - Kirk Maltby, 10/30/03 vs. Detroit

#### GOALTENDING

##### MOST SAVES

- 54 - Dan Ellis, 11/11/08 at San Jose
- 52 - Mike Dunham, 10/21/98 at Detroit
- 50 - Tomas Vokoun, 12/23/98 vs. Detroit

##### MOST GOALS ALLOWED

- 7 - four times, last Tomas Vokoun, 10/5/06 vs. Chicago

##### MOST PENALTY MINUTES

- 17 - Tomas Vokoun, 3/20/04 at Calgary
- 14 - Tomas Vokoun, 1/16/03 at Calgary
- 12 - Tomas Vokoun, 1/13/06 at Carolina

##### MOST SAVES AGAINST

- 53 - Carey Price, 11/14/09 vs. Montreal
- 51 - Steve Shields, 10/14/99 vs. San Jose
- 49 - Roberto Luongo, 2/21/08 vs. Vancouver

### INDIVIDUAL RECORDS - PERIOD

#### GOALS

##### MOST GOALS

- 3 - Steve Sullivan, 12/14/06 vs. Ottawa (2nd per.)
- Rob Valicevic, 11/10/99 at Chicago (1st per.)

##### MOST GOALS AGAINST

- 3 - Scottie Upshall, 1/21/10 at Phoenix (3rd per.)

#### ASSISTS

##### MOST ASSISTS

- 3 - 11 times, last Martin Erat, 2/24/09 vs. Chicago (3rd per.)

##### MOST ASSISTS BY OPPONENT

- 4 - Paul Kariya, 12/16/98 at Anaheim (2nd per.)

#### POINTS

##### MOST POINTS

- 3 - 27 times, last Jason Arnott (1g-2a), 2/4/10 vs. Colorado (2nd per.)

##### MOST POINTS AGAINST

- 4 - Joe Pavelski (2g-2a), 3/11/10 at San Jose (3rd per.)
- Paul Kariya (4a), 12/16/98 at Anaheim (2nd per.)
- 3 - 17 times, last Scottie Upshall (3g), 1/21/10 at Phoenix (3rd per.)

#### SPECIAL TEAMS

##### MOST POWER PLAY GOALS

- 2 - nine times, last Patric Hornqvist, 2/4/10 vs. Colorado (2nd per.)

##### MOST POWER PLAY GOALS AGAINST

- 2 - four times, last Tomas Holmstrom, 2/24/07 vs. Detroit (2nd per.)

##### MOST SHORTHANDED GOALS

- 2 - Scott Nichol, 1/19/08 at St. Louis

##### MOST SHORTHANDED GOALS AGAINST

- 1 - 88 times, last Darren Helm, 3/5/10 at Detroit (2nd per.)

#### SHOTS

##### MOST SHOTS

- 7 - Jason Arnott, 12/4/07 at Toronto (3rd per.)

##### MOST SHOTS AGAINST

- 7 - Henrik Zetterberg, 2/24/07 vs. Detroit (2nd per.)
- Rob Blake, 3/4/99 at Los Angeles (3rd per.)
- Andreas Johansson, 10/17/98 at Ottawa (1st per.)

#### PENALTY MINUTES

##### MOST PENALTY MINUTES

- 30 - Jeremy Stevenson, 10/25/05 vs. Chicago (3rd per.)
- 27 - Scott Nichol, 12/21/06 vs. Buffalo (3rd per.)
- Darcy Hordichuk, 11/24/05 vs. Los Angeles (3rd per.)

##### MOST PENALTY MINUTES, OPPONENT

- 34 - Krzysztof Oliwa, 3/20/04 at Calgary (3rd per.)
- 32 - Kevin Bieksa, 3/6/08 at Vancouver (3rd per.)
- 27 - Todd Simpson, 12/21/05 at Chicago (3rd per.)
- Sylvain Blouin, 3/31/01 vs. Minnesota (3rd per.)

#### GOALTENDING

##### MOST SAVES

- 27 - Mike Dunham, 10/21/98 at Detroit (2nd per.)
- 25 - Pekka Rinne, 2/10/09 vs. Detroit (1st per.)
- 22 - Chris Mason, 1/13/07 at Columbus (3rd per.)

##### MOST SAVES AGAINST

- 23 - Carey Price, 11/14/09 vs. Montreal (1st per.)
- 22 - Jussi Markkanen, 2/28/04 vs. NY Rangers (2nd per.)
- 21 - Jose Theodore, 3/10/03 vs. Montreal (2nd per.)
- Jocelyn Thibault, 1/8/00 vs. Chicago (1st per.)

##### MOST GOALS ALLOWED

- 5 - Pekka Rinne, 10/22/09 at Ottawa (3rd per.)



**PLAYOFFS**

# PLAYOFFS

## PLAYOFF NOTES

### FIVE-OF-SIX SEASONS

Nashville's appearance in the 2010 Stanley Cup Playoffs was its fifth in the last six seasons, making it one of just four Western Conference teams (San Jose, Detroit and Calgary are the others), and eight teams overall (New Jersey, Ottawa, Philadelphia and Montreal from the East) to attain the feat. Predators Head Coach Barry Trotz is the only coach to lead his team to the postseason five times in this span, while the other seven teams have had a combined 25 coaches.

### LEGWAND LEADS THE WAY

Nashville forward David Legwand paced the Predators in points during the 2010 Western Conference Quarterfinals, recording seven points (2g-5a) in six games, tying the franchise record for points and assists in a series. Nashville's first-ever draft pick (second overall in 1998) posted three multi-point contests during the series: he posted his first career postseason multi-point/assist outing in the series' opening game, then became the second player in franchise history to post three-or-more points in a playoff contest in Game Three (1g-2a). Legwand then notched a goal and an assist in Game Five. The Detroit, Mich., native, who entered the 2010 postseason with six points (2g-4a) in 19 playoff games, is now tied with Martin Erat for first on the club's all-time playoff points list (4g-9a).

### GAME ONE (April 16): Nashville 4, Chicago 1 at the United Center

NSH won its first road playoff game in franchise history... The Predators set a franchise record for goals in a playoff period with four in the third frame, and tied a club record for goals in a road playoff game... The Predators overcame a 1-0 deficit through 40 minutes – the Blackhawks went 35-1-3 in the regular season when leading after two periods. It was the first time in franchise history the club has won a playoff game when trailing after two periods... NSH's fourth penalty minutes was its lowest total ever in a playoff game... J.P. Dumont recorded his third multi-goal playoff game as a Predator... Pekka Rinne stopped 25-of-26 shots in his playoff debut, becoming the second NSH netminder to win his first playoff start (Chris Mason, 2006)... David Legwand was a plus-3 and notched a pair of assists, his first career multi-point game in the playoffs... NSH's last two goals were empty netters... Seven Predators made their playoff debuts, with two of them garnering assists – Cody Franson on Dumont's first goal, and Joel Ward on Martin Erat's empty netter.

### GAME TWO (April 18): Chicago 2, Nashville 0 at the United Center

NSH was shut out in a playoff game for the fourth time in franchise history, but for the first time on the road... Ryan Suter tied a game high with six shots on net, and tied the franchise record for shots in a playoff period with four in the third... Pekka Rinne stopped 31-of-32 shots in his second career playoff game.

### GAME THREE (April 20): Nashville 4, Chicago 1 at Bridgestone Arena

The Predators took a 2-1 series lead for the first time in franchise history. It is the first time they had led beyond Game One of a best-of-seven series... NSH tied the franchise record for margin of victory for the second time in three outings... The Predators' 35-27, the largest shot margin in the franchise's postseason history... Martin Erat scored the franchise's first-ever playoff penalty-shot goal at 14:25 of the third period. It was the 19th successful attempt on the 59th penalty shot in Stanley Cup history... David Legwand (1g-2a) notched the second three-point game in franchise history... Pekka Rinne picked up his second playoff victory by stopping 26-of-27 shots... Steve Sullivan notched a pair of assists, his first playoff point(s) since April 30, 2006 and his first multi-point playoff performance since April 26, 1999 when his Toronto Maple Leafs topped the Philadelphia Flyers 2-1 in Game Three of the Eastern Conference Quarterfinals... Joel Ward scored his first career postseason goal... Kevin Klein notched his first career playoff point/assist.

### ERAT TIES GOALS IN A SERIES MARK

With four goals in six 2010 playoff games, Martin Erat not only tied the franchise mark for goals in a postseason series, but moved into a tie with J.P. Dumont for first on the all-time playoff goal-scoring list (6). All four of Erat's goals in the series came in the third period, including his penalty-shot goal in Game Three, the 19th successful attempt on the 59th penalty shot in Stanley Cup Playoff history.

### PLAYOFF QUICK HITS

Nashville took more shots (166) and scored more goals (15) in its 2010 playoff series than any other in franchise history... The Predators outthit the Blackhawks 188-127 for the series, averaging 31.3 hits per game after doling out an average of 17.3 hits per game during the regular season... The Predators were outshot 140-90 during the first two periods of their six games against the Hawks, but posted a 71-38 shot advantage in the third frame, and outscored them 7-3 in the final 20 minutes of regulation time... Dan Hamhuis is the only player to dress for all 28 of the club's playoff games... Pekka Rinne became the fourth Predators netminder to start a playoff game in 2010, and stopped 82 of the first 86 playoff shots he faced over three games, including 70-of-72 at even strength.

### GAME FOUR (April 22): Chicago 3, Nashville 0 at Bridgestone Arena

The Predators outshot Chicago for the second consecutive game, and had more or an even number shots as the Hawks for the third time in the series... The Predators were shutout for the fifth time in their playoff history... NSH outthit CHI (28-18), and all but one Nashville skater (Arnott) registered at least one hit in the game... The Predators won the face-off battle for the first time in the series (59 percent). Jason Arnott led the way with 12 wins on 21 draws (57 percent), while Jerred Smithson won five-of-seven face-offs... Ryan Suter (24-47) and Shea Weber (24:31) were the only Predators to log at least 20:00.

### GAME FIVE (April 24): Chicago 5, Nashville 4 in overtime at United Center

The Predators went to overtime in a playoff game for the third time in franchise history... The Predators scored on three of their first nine shots... Joel Ward scored the fourth shorthanded goal in the club's playoff history... The penalty kill was a perfect four-for-four... NSH tied a franchise record for most goals in a road playoff game for the second time this series. The combined nine goals the teams scored also tied a club mark set twice before... Patrick Kane's tally at 19:46 of the third period was the third shorthanded goal against, and first extra-attacker goal against, in NSH's postseason history... In addition to his shorthanded goal, Ward assisted on Legwand's game-opening goal for his first career multi-point playoff performance... Denis Grebeshkov made his NHL playoff debut, and assisted on both of NSH's third-period goals.

### GAME SIX (April 26): Chicago 5, Nashville 3 at Bridgestone Arena

NSH scored on the power play for the first time in the series with less than a minute remaining in the first period, the highest scoring period in the franchise's postseason history (seven goals)... The Predators outshot the Blackhawks 15-3 during the third period... NSH outthit CHI for the fifth time in six games (30-12)... Jason Arnott posted his first two-goal playoff performance since May 22, 2001 with New Jersey (Eastern Conference Finals vs. Pittsburgh)... Colin Wilson posted his first career playoff point/assist... Patric Hornqvist dressed for the first time since Game One, and posted his first career playoff point/assist... Shea Weber scored NSH's first goal, and assisted on Arnott's power-play tally, for his third career multi-point playoff outing.

# PLAYOFFS

## 2010 WCQ SERIES SUMMARY

### 2010 Playoff Series

#### @ NASHVILLE PREDATORS

Date	Score	W/ Goal
26 Apr '10	CHI 5 @ NSH 3	Jonathan Toews
22 Apr '10	CHI 3 @ NSH 0	Patrick Sharp
20 Apr '10	CHI 1 @ NSH 4	David Legwand

#### GOALS BY PERIOD

	1st	2nd	3rd	OT	Total
Nashville	5	3	7	0	15
Chicago	8	5	3	1	17

#### INDIVIDUAL SCORING

PLAYER	PREDATORS							
	GP	G	A	P	+/-	PIM	PP	SH
David Legwand	6	2	5	7	5	8	0	0
Martin Erat	6	4	1	5	-2	4	0	0
J.P. Dumont	6	2	2	4	3	0	0	0
Joel Ward	6	2	2	4	1	2	0	1
Shea Weber	6	2	1	3	-1	4	0	0
Steve Sullivan	6	0	3	3	2	2	0	0
Jason Arnott	6	2	0	2	-3	0	1	0
Dan Hamhuis	6	0	2	2	-1	2	0	0
Kevin Klein	6	0	2	2	1	4	0	0
Denis Grebeshkov	2	0	2	2	2	0	0	0
Jerred Smithson	6	1	0	1	-1	6	0	0
Marcel Goc	6	0	1	1	-2	2	0	0
Jordin Tootoo	6	0	1	1	0	2	0	0
Colin Wilson	6	0	1	1	-1	0	0	0
Cody Franson	4	0	1	1	1	2	0	0
Patric Hornqvist	2	0	1	1	-2	4	0	0
Francis Bouillon	6	0	0	0	-1	6	0	0
Nick Spaling	6	0	0	0	0	0	0	0
Ryan Suter	6	0	0	0	-1	0	0	0
Dustin Boyd	4	0	0	0	-1	0	0	0

Power Play: 1-27 3.7% / Penalty Killing: 19-23 82.6%

#### @ CHICAGO BLACKHAWKS

Date	Score	W/ Goal
24 Apr '10 *	NSH 4 @ CHI 5	Marian Hossa
18 Apr '10	NSH 0 @ CHI 2	Dave Bolland
16 Apr '10	NSH 4 @ CHI 1	J.P. Dumont

\* overtime

#### SHOTS BY PERIOD

	1st	2nd	3rd	OT	Total
Nashville	49	41	71	5	166
Chicago	64	76	38	2	180

PLAYER	BLACKHAWKS							
	GP	G	A	P	+/-	PIM	PP	SH
Jonathan Toews	6	2	6	8	2	0	1	0
Patrick Kane	6	4	3	7	0	2	0	1
Patrick Sharp	6	3	4	7	2	8	1	0
Marian Hossa	6	1	6	7	3	7	0	0
Brent Seabrook	6	0	4	4	0	2	0	0
Niklas Hjalmarsson	6	1	2	3	6	4	0	0
Brent Sopel	6	0	3	3	4	4	0	0
Tomas Kopecky	6	2	0	2	1	4	1	0
Dave Bolland	6	1	1	2	-1	6	1	0
Duncan Keith	6	1	1	2	-4	4	0	0
Kris Versteeg	6	0	2	2	-2	4	0	0
Andrew Ladd	6	1	0	1	-3	4	0	0
John Madden	6	1	0	1	-3	0	0	0
Bryan Bickell	3	0	1	1	4	2	0	0
Troy Brouwer	6	0	0	0	-4	4	0	0
Dustin Byfuglien	6	0	0	0	-3	2	0	0
Adam Burish	3	0	0	0	-2	0	0	0
Brian Campbell	3	0	0	0	1	0	0	0
Ben Eager	3	0	0	0	0	4	0	0
Colin Fraser	3	0	0	0	0	0	0	0
Jordan Hendry	3	0	0	0	-3	0	0	0

Power Play: 4-23 17.4% / Penalty Killing: 26-27 96.3%

#### GOALTENDING

##### PREDATORS

	GP	Min.	W-L-OT	GA	SV	GAA	SV%
Pekka Rinne	6	358	2-4-0	16	163	2.68	.911

##### BLACKHAWKS

	GP	Min.	W-L-OT	GA	SV	GAA	SV%
Antti Niemi	6	362	4-2-0	13	151	2.15	.921





# PLAYOFFS

## PLAYER GAME-BY-GAME

Date	Opp.	#2 HAMHUIS	#3 BELAK	#6 WEBER	#8 KLEIN	#9 GOC
Apr 16	@ CHI	0-1 0/2 24:31	DND	0-0 3/1 25:11	0-0 0/0 19:07	0-1 3/1 17:53
Apr 18	@ CHI	0-0 0/-1 21:44	DND	0-0 1/0 25:24	0-0 1/-1 15:41	0-0 0/0 14:10
Apr 20	Vs CHI	0-0 0/0 22:22	DND	1-0 2/2 21:59	0-1 1/1 19:07	0-0 4/0 19:36
Apr 22	Vs CHI	0-0 2/-1 19:05	DND	0-0 4/0 24:31	0-0 0/-1 19:22	0-0 2/-1 16:29
Apr 24	@ CHI	0-0 0/0 25:29	DND	0-0 2/-3 25:46	0-1 0/2 15:09	0-0 2/0 17:48
Apr 26	Vs CHI	0-1 2/-1 21:18	DND	1-1 2/-1 23:50	0-0 0/0 17:50	0-0 2/-2 10:44

Date	Opp.	#10 ERAT	#11 LEGWAND	#13 SPALING	#14 BOYD	#16 O'REILLY
Apr 16	@ CHI	1-0 2/0 18:40	0-2 5/3 17:33	0-0 0/0 6:33	DND	DND
Apr 18	@ CHI	0-0 1/0 17:05	0-0 0/-1 18:32	0-0 0/0 10:05	0-0 2/0 9:22	DND
Apr 20	Vs CHI	1-0 2/1 16:55	1-2 (W) 4/3 19:13	0-0 2/0 7:11	0-0 0/0 8:30	DND
Apr 22	Vs CHI	0-0 4/-1 19:28	0-0 4/0 17:29	0-0 1/-1 8:29	0-0 2/-1 7:47	DND
Apr 24	@ CHI	2-0 2/-2 21:54	1-1 3/1 22:25	0-0 0/0 9:39	0-0 0/0 2:33	DND
Apr 26	Vs CHI	0-1 4/0 19:32	0-0 0/-1 20:25	0-0 0/1 8:24	DND	DND

Date	Opp.	#19 ARNOTT	#20 SUTER	#22 TOOTOO	#25 SMITHSON	#26 SULLIVAN
Apr 16	@ CHI	0-0 3/-1 17:13	0-0 1/2 24:21	0-0 1/0 9:07	1-0 1/2 13:06	0-0 1/1 17:20
Apr 18	@ CHI	0-0 3/0 16:06	0-0 6/0 23:59	0-0 3/0 9:23	0-0 2/0 15:56	0-0 1/0 18:43
Apr 20	Vs CHI	0-0 5/0 15:44	0-0 1/2 22:04	0-0 0/0 8:19	0-0 1/0 17:03	0-2 1/2 16:49
Apr 22	Vs CHI	0-0 5/0 18:38	0-0 4/-1 24:47	0-0 1/-1 9:44	0-0 0/0 14:06	0-0 2/0 17:05
Apr 24	@ CHI	0-0 2/-2 20:08	0-0 2/-2 26:38	0-0 0/0 3:15	0-0 1/-1 17:59	0-1 0/1 19:56
Apr 26	Vs CHI	2-0 8/0 19:15	0-0 2/-2 23:04	0-1 0/1 7:59	0-0 0/-2 15:25	0-0 2/-2 17:58

Date	Opp.	#27 HORNQVIST	#29 WARD	#32 FRANSON	#33 WILSON	#37 GREBESHKOV
Apr 16	@ CHI	0-0 0/0 13:01	0-1 0/2 17:52	0-1 1/1 5:58	0-0 0/-1 16:26	DND
Apr 18	@ CHI	INJ	0-0 0/-1 18:50	0-0 1/0 8:56	0-0 2/0 14:50	DND
Apr 20	Vs CHI	INJ	1-0 2/3 18:15	0-0 3/0 9:09	0-0 4/0 14:53	DND
Apr 22	Vs CHI	INJ	0-0 1/0 19:07	0-0 0/0 12:06	0-0 0/0 15:44	DND
Apr 24	@ CHI	INJ	1-1 4/-1 26:02	DND	0-0 2/-1 11:01	0-2 0/1 11:11
Apr 26	Vs CHI	0-1 1/-2 13:19	0-0 5/-2 19:20	DND	0-1 0/1 9:22	0-0 0/1 11:33

Date	Opp.	#51 BOUILLON	#71 DUMONT	#35 RINNE	#39 ELLIS
Apr 16	@ CHI	0-0 1/0 19:47	2-0 (W) 4/2 12:21	1/26W 60	DNP
Apr 18	@ CHI	0-0 0/0 20:21	0-0 0/-1 12:39	2/33L 58	DNP
Apr 20	Vs CHI	0-0 1/1 22:08	0-1 2/1 14:28	1/27W 60	DNP
Apr 22	Vs CHI	0-0 0/-1 17:24	0-0 1/-1 17:03	3/30L 57	DNP
Apr 24	@ CHI	0-0 1/0 20:33	0-1 0/1 15:09	5/32L 64	DNP
Apr 26	Vs CHI	0-0 0/-1 17:31	0-0 0/1 14:10	4/31L 59	DNP

DND - Did Not Dress    INJ - Injured    DNP - Did Not Play  
 PLAYERS: Goals-Assists (Game-Winning) Shots / (+/-) Time on Ice    GOALIES: Goals Allowed / Shots Decision Minutes Played

## PLAYOFFS

# PLAYOFFS

## 2010 PLAYOFF GAME NOTES & SITUATIONALS

### 2010 PLAYOFF GAME NOTES

Overall record:	2-4
Home record:	1-2
Road record:	1-2
Overtime record:	0-1
1-goal game record:	1-3
2-goal game record:	0-0
3-goal game record:	2-1
Scoring first:	1-1
Opp. scoring first:	1-3
Leading after 1 period:	0-0
Trailing after 1 period:	0-3
Tied after 1 period:	2-1
Leading after 2 periods:	1-0
Trailing after 2 periods:	1-4
Tied after 2 periods:	0-0
Outshooting opponent:	1-1
Outshot:	0-3
Even shots:	1-0
1 <sup>st</sup> half of back-to-backs:	0-0
2 <sup>nd</sup> half of back-to-backs:	0-0
Evening games:	2-3
Afternoon games:	0-1
Weeknight games:	2-2
Weekend games:	0-2
Sunday:	0-1
Monday:	0-1
Tuesday:	1-0
Wednesday:	0-0
Thursday:	0-1
Friday:	1-0
Saturday:	0-1

POWER PLAY	G	ATT	PCT	
Overall	1	27	3.7%	(14th NHL)
Home	1	15	6.7%	(13th NHL)
Road	0	12	0.0%	(T-15th NHL)

1 SHORTHANDED GOAL ALLOWED (T-5th NHL)

PENALTY KILLING	G	TSH	PCT	
Overall	4	23	82.6%	(7th NHL)
Home	3	12	75.0%	(10th NHL)
Road	1	11	90.3%	(2nd NHL)

1 SHORTHANDED GOAL SCORED (T-3rd NHL)

PENALTIES	GP	MIN	AVG	
PREDATORS	6	52	8.7	(1st fewest NHL)

### SITUATIONAL GOALS FOR AND AGAINST

	GF	GA
Five-on-Five	10	11
Five-on-Four	1	1
Five-on-Three	0	0
Four-on-Four	0	0
Four-on-Three	0	0
Three-on-Three	0	0
Three-on-Four	0	0
Three-on-Five	0	0
Four-on-Five	1	4
Empty-net goals	2	1
Penalty-shot goals	1	0

### WHEN PREDATORS SCORE:

	W	L
0 goals	0	2
1 goal	0	0
2 goals	0	0
3 goals	0	1
4 goals	2	1
5 goals	0	0
6 goals	0	0
7 goals	0	0
8 or more goals	0	0

### WHEN OPPOSITION SCORES:

	W	L
0 goals	0	0
1 goal	2	0
2 goals	0	1
3 goals	0	1
4 goals	0	0
5 goals	0	2
6 goals	0	0
7 goals	0	0
8 or more goals	0	0

# PLAYOFFS

## 2010 GOALS BREAKDOWN/GOALS & SHOTS BY PERIOD

### 2010 PLAYOFF GOALS BREAKDOWN

#### Empty-Net Goals

##### For: 2

*Opp. pulls goalie in final five minutes: (2 times, 1 EX AT, 1 ENG)*

Date	Player	Opponent
4/16/10	Jerred Smithson	at Chicago (Game 1)
4/16/10	Martin Erat	at Chicago (Game 1)

##### Against: 1

*Predators pull goalie in final five minutes: (3 times, 0 EX AT, 2 ENG)*

Date	Player	Opponent
4/26/10	John Madden	vs. Chicago (Game 6)

#### Extra-Attacker Goals

##### For: 0

Date	Player	Opponent
------	--------	----------

##### Against: 1

Date	Player	Opponent
4/24/10	Patrick Kane	at Chicago (Game 5)

#### Penalty Shots

##### For: 1

Date	Player	Opponent	Result
4/20/10	Martin Erat	vs. Chicago (Game 3)	GOAL

##### Against: 0

Date	Player	Opponent	Result
------	--------	----------	--------

#### Shorthanded Goals

##### For: 1

Date	Player	Opponent
4/24/10	Joel Ward	at Chicago (Game 5)

##### Against: 1

Date	Player	Opponent
4/24/10	Patrick Kane	at Chicago (Game 5) (EX AT)

#### Overtime Goals

##### For: 0

Date	Player	Opponent	Time
------	--------	----------	------

##### Against: 1

Date	Player	Opponent	Time
4/24/10	Marian Hossa	at Chicago (Game 5)	4:07

### 2010 PLAYOFF GOALS & SHOTS BY PERIOD

#	Date	Opp.	PREDATORS GOALS					PREDATORS SHOTS					OPPONENT GOALS					OPPONENT SHOTS				
			1st	2nd	3rd	OT	T	1st	2nd	3rd	OT	T	1st	2nd	3rd	OT	T	1st	2nd	3rd	OT	T
1	4/16	@ CHI	0	0	4	-	4	7	6	13	-	26	0	1	0	-	1	10	12	4	-	26
2	4/18	@ CHI	0	0	0	-	0	5	7	11	-	23	0	1	1	-	2	13	13	7	-	33
3	4/20	CHI	1	2	1	-	4	13	9	13	-	35	1	0	0	-	1	7	10	10	-	27
4	4/22	CHI	0	0	0	-	0	11	11	11	-	33	1	2	0	-	3	11	11	8	-	30
5	4/24	@ CHI	1	1	2	0	4	4	4	8	5	21	2	1	1	1	5	10	14	6	2	32
6	4/26	CHI	3	0	0	-	3	9	4	15	-	28	4	0	1	-	5	13	16	3	-	32
<b>Final Totals:</b>			<b>5</b>	<b>3</b>	<b>7</b>	<b>0</b>	<b>15</b>	<b>49</b>	<b>41</b>	<b>71</b>	<b>5</b>	<b>166</b>	<b>8</b>	<b>5</b>	<b>3</b>	<b>1</b>	<b>17</b>	<b>64</b>	<b>76</b>	<b>38</b>	<b>2</b>	<b>180</b>
<b>Final Averages:</b>			<b>0.8</b>	<b>0.5</b>	<b>1.2</b>	<b>-</b>	<b>2.5</b>	<b>8.2</b>	<b>6.8</b>	<b>11.8</b>	<b>-</b>	<b>27.7</b>	<b>1.3</b>	<b>0.8</b>	<b>0.5</b>	<b>--</b>	<b>2.8</b>	<b>10.7</b>	<b>12.7</b>	<b>6.3</b>	<b>--</b>	<b>30.0</b>

# PLAYOFFS

## ALL-TIME PLAYOFF RESULTS

### 2004 Western Conference Quarterfinals

Date	Game	Result	Score	Location	*Goaltenders	Winning Goal
4/7/04	1	L	1-3	at Detroit	VOKOUN/Legace	Holmstrom
4/10/04	2	L	1-2	at Detroit	VOKOUN/Legace	Schneider
4/11/04	3	W	3-1	at NASHVILLE	VOKOUN/Legace	HALL
4/13/04	4	W	3-0	at NASHVILLE	VOKOUN/Legace	SULLIVAN
4/15/04	5	L	1-4	at Detroit	VOKOUN/Joseph	Hull
4/17/04	6	L	0-2	at NASHVILLE	VOKOUN/Joseph	Whitney

Detroit wins series, 4-2.

Leading scorers: Nashville - Hall (2g-1a), Hartnell (1g-2a), Johnson (1g-2a) & York (3a); Detroit - Lang (2g-4a).

### 2006 Western Conference Quarterfinals

Date	Game	Result	Score	Location	*Goaltenders	Winning Goal
4/21/06	1	W	4-3	at NASHVILLE	MASON/Toskala	HALL
4/23/06	2	L	0-3	at NASHVILLE	MASON/Toskala	Cheechoo
4/25/06	3	L	1-4	at San Jose	MASON/Toskala	Bernier
4/27/06	4	L	4-5	at San Jose	MASON/Toskala	Marleau
4/30/06	5	L	1-2	at NASHVILLE	MASON/Toskala	Marleau

San Jose wins series, 4-1.

Leading scorers: Nashville - Kariya (2g-5a); San Jose - Marleau (7g-1a).

### 2007 Western Conference Quarterfinals

Date	Game	Result	Score	Location	*Goaltenders	Winning Goal
4/11/07	1	L	4-5 (20T)	at NASHVILLE	VOKOUN/Nabokov	Rissmiller
4/13/07	2	W	5-2	at NASHVILLE	VOKOUN/Nabokov	DUMONT
4/16/07	3	L	1-3	at San Jose	VOKOUN/Nabokov	Clowe
4/18/07	4	L	2-3	at San Jose	VOKOUN/Nabokov	Michalek
4/20/07	5	L	2-3	at NASHVILLE	VOKOUN/Nabokov	Marleau

San Jose wins series, 4-1.

Leading scorers: Nashville - Dumont (4g-2a); San Jose - Marleau (3g-3a) & Thornton (6a).

\* Goaltender of record.

# STANLEY



# AWARD



# PLAYOFFS

## ALL-TIME PLAYOFF RESULTS

### 2008 Western Conference Quarterfinals

Date	Game	Result	Score	Location	*Goaltenders	Winning Goal
4/10/08	1	L	1-3	at Detroit	ELLIS/Hasek	Zetterberg
4/12/08	2	L	2-4	at Detroit	ELLIS/Hasek	Draper
4/14/08	3	W	5-3	at NASHVILLE	ELLIS/Hasek	ARNOTT
4/16/08	4	W	3-2	at NASHVILLE	ELLIS/Hasek	de VRIES
4/18/08	5	L	1-2 (OT)	at Detroit	ELLIS/Osgood	Franzen
4/20/08	6	L	0-3	at NASHVILLE	ELLIS/Osgood	Lidstrom

Detroit wins series, 4-2.

Leading scorers: Nashville - Alexander Radulov (2g-2a), Martin Erat (1g-3a), Shea Weber (1g-3a);

Detroit - Pavel Datsyuk (3g-2a), Jiri Hudler (2g-3a), Niklas Kronwall (5a).

### 2010 Western Conference Quarterfinals


Date	Game	Result	Score	Location	*Goaltenders	Winning Goal
4/16/10	1	W	4-1	at Chicago	RINNE/Niemi	DUMONT
4/18/08	2	L	0-2	at Chicago	RINNE/Niemi	Bolland
4/20/08	3	W	4-1	at NASHVILLE	RINNE/Niemi	LEGWAND
4/22/10	4	L	0-3	at NASHVILLE	RINNE/Niemi	Sharp
4/24/10	5	L	4-5 (OT)	at Chicago	RINNE/Niemi	Hossa
4/26/10	6	L	3-5	at NASHVILLE	RINNE/Niemi	Toews

Chicago wins series, 4-2.

Leading scorers: Nashville - David Legwand (2g-5a); Chicago - Jonathan Toews (2g-6a).

Chicago - Jonathan Toews (2g-6a).

\* Goaltender of record.



# PLAYOFFS

## ALL-TIME PLAYOFF STATISTICS

No	Player	GP	G	A	PTS	PIM	PP	SH	GW	S	%	+/-	TF	FW	F%	MIN	H	BS
10	Martin Erat	26	6	7	13	24	1	0	0	45	13.3%	-6	19	7	36.8%	17:51	37	9
11	David Legwand	25	4	9	13	28	0	1	1	59	6.8%	3	368	162	44.0%	18:31	7	10
71	J.P. Dumont	17	6	6	12	4	1	1	2	23	26.1%	2	0	0	0.0%	17:22	9	4
6	Shea Weber	21	5	7	12	20	1	0	0	36	13.9%	-4	0	0	0.0%	20:25	53	23
9	Paul Kariya	10	2	7	9	2	2	0	0	22	9.1%	-4	0	0	0.0%	20:11	6	5
2	Dan Hamhuis	28	1	8	9	18	1	0	0	32	3.1%	-12	0	0	0.0%	21:27	60	22
47	Alexander Radulov	10	5	3	8	25	1	0	0	27	18.5%	1	0	0	0.0%	14:51	7	3
26	Steve Sullivan	17	1	6	7	8	0	0	1	32	3.1%	-4	37	12	32.4%	18:02	8	3
19	Jason Arnott	15	5	1	6	6	2	0	1	43	11.6%	-4	266	115	43.2%	18:29	21	4
17	Scott Hartnell	16	3	3	6	34	1	0	0	25	12.0%	2	13	2	15.4%	14:10	27	2
44	Kimmo Timonen	16	1	5	6	18	0	1	0	33	3.0%	-4	0	0	0.0%	24:29	10	16
3	Marek Zidlicky	14	0	6	6	14	0	0	0	26	0.0%	-3	0	0	0.0%	17:25	10	17
18	Adam Hall	11	3	1	4	2	1	0	2	20	15.0%	0	88	34	38.6%	15:36	6	3
21	Peter Forsberg	5	2	2	4	12	0	0	0	7	28.6%	2	64	33	51.6%	20:57	16	2
29	Joel Ward	6	2	2	4	2	0	1	0	12	16.7%	1	12	4	33.3%	19:54	9	6
55/14/22	Jordin Tootoo	24	2	2	4	31	0	0	0	28	7.1%	-2	0	0	0.0%	8:17	37	1
22	Greg Johnson	11	1	3	4	2	0	0	0	10	10.0%	4	167	88	52.7%	16:23	1	0
5	Greg Zanon	11	0	4	4	6	0	0	0	8	0.0%	0	0	0	0.0%	19:38	21	18
81	Mike Sillinger	5	2	1	3	12	1	0	0	7	28.6%	-1	96	67	69.8%	17:09	3	3
20	Ryan Suter	17	2	1	3	12	0	0	0	31	6.5%	-3	0	0	0.0%	22:51	19	21
38	Vernon Fiddler	13	1	2	3	4	0	0	0	14	7.1%	-4	80	48	60.0%	13:51	14	4
27	Jason York	6	0	3	3	4	0	0	0	9	0.0%	2	0	0	0.0%	21:27	0	0
33	Vladimir Orszagh	6	2	0	2	4	0	0	0	5	40.0%	-2	1	1	100.0%	16:08	0	0
37	Denis Grebeshkov	2	0	2	2	0	0	0	0	0	0.0%	2	0	0	0.0%	11:22	2	0
8	Kevin Klein	6	0	2	2	4	0	0	0	2	0.0%	1	0	0	0.0%	17:42	15	10
37	Rich Peverley	6	0	2	2	0	0	0	0	4	0.0%	0	37	16	43.2%	8:51	2	3
17	Jan Hlavac	6	0	2	2	2	0	0	0	10	0.0%	-4	4	2	50.0%	18:12	6	1
14	Radek Bonk	6	1	0	1	2	0	0	0	12	8.3%	-3	85	47	55.3%	17:56	9	5
7	Greg de Vries	6	1	0	1	2	0	0	1	3	33.3%	-2	0	0	0.0%	19:40	7	9
9	Sergei Zholtok	6	1	0	1	0	1	0	0	6	16.7%	-3	60	21	35.0%	10:33	0	0
25	Jerred Smithson	20	1	0	1	29	0	0	0	10	10.0%	-3	158	85	53.8%	12:31	29	13
27	Patric Hornqvist	2	0	1	1	4	0	0	0	1	0.0%	-2	1	0	0.0%	13:10	4	0
32	Cody Franson	4	0	1	1	2	0	0	0	5	0.0%	1	0	0	0.0%	9:02	4	2
5	Brad Bombardir	6	0	1	1	2	0	0	0	3	0.0%	1	0	0	0.0%	19:38	0	0
9	Marcel Goc	6	0	1	1	2	0	0	0	13	0.0%	-2	73	36	49.3%	16:06	11	7
33	Colin Wilson	6	0	1	1	0	0	0	0	8	0.0%	-1	4	0	0.0%	13:42	4	1
24	Scott Walker	11	0	1	1	12	0	0	0	19	0.0%	-3	11	2	18.2%	18:16	5	2
15	Josh Langfeld	1	0	0	0	0	0	0	0	0	0.0%	0	0	0	0.0%	6:30	1	0
19	Jim McKenzie	1	0	0	0	0	0	0	0	0	0.0%	0	0	0	0.0%	3:32	0	0
94	Yanic Perreault	1	0	0	0	2	0	0	0	2	0.0%	0	10	6	60.0%	10:09	0	0
14	Ramzi Abid	2	0	0	0	0	0	0	0	0	0.0%	-1	0	0	0.0%	5:17	1	0
7	Scottie Upshall	2	0	0	0	0	0	0	0	4	0.0%	0	0	0	0.0%	11:56	5	0

# PLAYOFFS

## ALL-TIME PLAYOFF STATISTICS

No	Player	GP	G	A	PTS	PIM	PP	SH	GW	S	%	+/-	TF	FW	F%	MIN	H	BS
24	Brandon Bochenski	3	0	0	0	0	0	0	0	4	0.0%	-1	0	0	0.0%	6:36	1	0
14	Dustin Boyd	4	0	0	0	0	0	0	0	4	0.0%	-1	16	9	56.3%	7:03	4	1
51	Francis Bouillon	5	0	0	0	6	0	0	0	3	0.0%	-1	0	0	0.0%	19:37	16	9
34	Shane Hnidy	5	0	0	0	6	0	0	0	4	0.0%	0	0	0	0.0%	12:31	0	0
55	Danny Markov	5	0	0	0	6	0	0	0	6	0.0%	-1	0	0	0.0%	19:21	8	7
30	Chris Mason	5	0	0	0	0	0	0	0	0	0.0%	--	--	--	--	--	--	--
19	Brendan Witt	5	0	0	0	12	0	0	0	5	0.0%	-3	0	0	0.0%	17:07	19	12
21	Andreas Johansson	6	0	0	0	0	0	0	0	5	0.0%	-3	41	13	31.7%	15:17	0	0
39	Dan Ellis	6	0	0	0	0	0	0	0	0	0.0%	--	--	--	--	--	--	--
35	Pekka Rinne	6	0	0	0	0	0	0	0	0	0.0%	--	--	--	--	--	--	--
13	Nick Spaling	6	0	0	0	0	0	0	0	3	0.0%	0	8	5	62.5%	8:23	7	0
28	Jeremy Stevenson	6	0	0	0	8	0	0	0	3	0.0%	-1	0	0	0.0%	6:43	0	0
16	Darcy Hordichuk	7	0	0	0	2	0	0	0	1	0.0%	0	0	0	0.0%	3:33	11	0
12	Scott Nichol	10	0	0	0	19	0	0	0	6	0.0%	-1	48	27	56.3%	8:60	12	3
4	Mark Eaton	11	0	0	0	10	0	0	0	9	0.0%	-2	0	0	0.0%	18:55	5	12
29	Tomas Vokoun	11	0	0	0	2	0	0	0	0	0.0%	--	--	--	--	--	--	--

No	Goalie	GP	MINS	GAA	W	L	SO	GA	SA	SV%	G	A	PIM
29	Tomas Vokoun	11	680	2.47	3	8	1	28	360	.922	0	0	2
39	Dan Ellis	6	357	2.52	2	4	0	15	240	.938	0	0	0
35	Pekka Rinne	6	358	2.68	2	4	0	16	179	.911	0	0	0
30	Chris Mason	5	296	3.45	1	4	0	17	171	.901	0	0	0



David Legwand

PLAYOFFS

# PLAYOFFS

## PLAYOFF LEADERBOARD

CAREER		PLAYOFF SEASON/SERIES			PLAYOFF SERIES		
<b>GAMES PLAYED</b>							
Dan Hamhuis	28						
Martin Erat	26						
David Legwand	25						
Jordin Tootoo	24						
Shea Weber	21						
<b>GOALS</b>							
J.P. Dumont	6	Martin Erat	2010	4	Martin Erat	2010 WCQ vs. CHI	4
Martin Erat	6	J.P. Dumont	2007	4	J.P. Dumont	2007 WCQ vs. SJ	4
Jason Arnott	5	Alexander Radulov	2007	3	Alexander Radulov	2007 WCQ vs. SJ	3
Alexander Radulov	5	14 tied with		2	14 tied with		2
Shea Weber	5						
<b>ASSISTS</b>							
David Legwand	9	David Legwand	2010	5	David Legwand	2010 WCQ vs. CHI	5
Dan Hamhuis	8	Paul Kariya	2006	5	Paul Kariya	2006 WCQ vs. SJ	5
Paul Kariya	7	Eight tied with		3	Eight tied with		3
Shea Weber	7						
Martin Erat	7						
<b>POINTS</b>							
Martin Erat	13	David Legwand	2010	7	David Legwand	2010 WCQ vs. CHI	7
David Legwand	13	Paul Kariya	2006	7	Paul Kariya	2006 WCQ vs. SJ	7
J.P. Dumont	12	J.P. Dumont	2007	6	J.P. Dumont	2007 WCQ vs. SJ	6
Shea Weber	12	Martin Erat	2010	5	Martin Erat	2010 WCQ vs. CHI	5
Kariya/Hamhuis	9						
<b>PENALTY MINUTES</b>							
Scott Hartnell	34	Scott Hartnell	2007	28	Scott Hartnell	2007 WCQ vs. SJ	28
Jordin Tootoo	31	Jordin Tootoo	2007	21	Jordin Tootoo	2007 WCQ vs. SJ	21
Jerred Smithson	29	Alexander Radulov	2007	19	Alexander Radulov	2007 WCQ vs. SJ	19
David Legwand	28	Scott Nichol	2007	17	Scott Nichol	2007 WCQ vs. SJ	17
Alexander Radulov	25	Jerred Smithson	2007	17	Jerred Smithson	2007 WCQ vs. SJ	17
<b>GOALTENDING</b>							
<b>CAREER</b>							
<b>GAMES PLAYED</b>		<b>PLAYOFF SEASON/SERIES</b>			<b>PLAYOFF SERIES</b>		
Tomas Vokoun	11						
Dan Ellis	6						
Pekka Rinne	6						
Chris Mason	5						
<b>MINUTES</b>							
Tomas Vokoun	680	Pekka Rinne	2010	358	Pekka Rinne	2010 WCQ vs. CHI	358
Pekka Rinne	358	Dan Ellis	2008	357	Dan Ellis	2008 WCQ vs. DET	357
Dan Ellis	357	Tomas Vokoun	2004	356	Tomas Vokoun	2004 WCQ vs. DET	356
Chris Mason	296	Tomas Vokoun	2007	324	Tomas Vokoun	2007 WCQ vs. SJ	324
<b>SHUTOUTS</b>							
Tomas Vokoun	1	Tomas Vokoun	2004	1	Tomas Vokoun	2004 WCQ vs. DET	1
<b>GAA (min. 4 GP)</b>							
Tomas Vokoun	2.47	Tomas Vokoun	2004	2.02	Tomas Vokoun	2004 WCQ vs. DET	2.02
Dan Ellis	2.52	Dan Ellis	2008	2.52	Dan Ellis	2008 WCQ vs. DET	2.52
Pekka Rinne	2.68	Pekka Rinne	2010	2.68	Pekka Rinne	2010 WCQ vs. CHI	2.68
Chris Mason	3.45	Tomas Vokoun	2007	2.96	Tomas Vokoun	2007 WCQ vs. SJ	2.96
<b>SAVE % (min. 4 GP)</b>							
Dan Ellis	.938	Tomas Vokoun	2004	.939	Tomas Vokoun	2004 WCQ vs. DET	.939
Tomas Vokoun	.922	Dan Ellis	2008	.938	Dan Ellis	2008 WCQ vs. DET	.938
Pekka Rinne	.911	Pekka Rinne	2010	.911	Pekka Rinne	2010 WCQ vs. CHI	.911
Chris Mason	.901	Tomas Vokoun	2007	.902	Tomas Vokoun	2007 WCQ vs. SJ	.902
<b>WINS</b>							
Tomas Vokoun	3	Pekka Rinne	2010	2			
Dan Ellis	2	Dan Ellis	2008	2			
Pekka Rinne	2	Tomas Vokoun	2004	2			
Chris Mason	1	Chris Mason	2006	1			



# PLAYOFFS

## PLAYOFF FIRSTS & SITUATIONALS

### FIRST GAME

April, 7, 2004

Nashville Predators 1, Detroit Red Wings 3

Joe Louis Arena • Attendance: 20,066 (sellout)

Coaches: Barry Trotz (head coach), Brent Peterson (associate) and Peter Horachek (assistant)

Captain: Greg Johnson

### Starting Line-up

Left Wing – Scott Hartnell

Center – Greg Johnson

Right Wing – Adam Hall

Defenseman – Mark Eaton

Defenseman – Kimmo Timonen

Goaltender – Tomas Vokoun

**Players Dressed:** Tomas Vokoun, Chris Mason, Dan Hamhuis, Marek Zidlicky, Mark Eaton, Brad Bombardir, Sergei Zholtok, Martin Erat, David Legwand, Scott Hartnell, Adam Hall, Jim McKenzie, Andreas Johansson, Greg Johnson, Scott Walker, Steve Sullivan, Jason York, Jeremy Stevenson, Vladimir Orszagh, Kimmo Timonen

**Did Not Dress:** Jamie Allison, Denis Arkipov, Shane Hnidy, Jordin Tootoo

### FIRST WIN

**At Home:** 4/11/04 vs. Detroit (3-1)

**On Road:** 4/16/10 at Chicago (4-1)

### FIRST LOSS

**At Home:** 4/17/04 vs. Detroit (2-0)

**On Road:** 4/7/04 vs. Detroit (3-1)

**In Overtime:** 4/11/07 vs. San Jose (5-4, 2OT)

### FIRST GOAL

Adam Hall (Johnson, Hartnell) at 0:16 of the 1st per. at Detroit on 4/7/04 (3-1 loss)

Players on ice: Hall, Johnson, Hartnell, Eaton, Timonen

### FIRST GOAL AGAINST

Kris Draper (Maltby, Thomas) at 0:37 of the 3rd per. at Detroit on 4/7/04 (3-1 loss)

### FIRST HAT TRICK AGAINST

Patrick Marleau (3g-0a), at San Jose on 4/27/06 (5-4 loss)

### FIRST TWO-POINT GAME

Adam Hall (1g-1a) vs. Detroit on 4/11/04 (3-1 win)

### FIRST THREE-POINT/FOUR-POINT GAME

Paul Kariya (4a) vs. San Jose on 4/21/06 (4-3 win)

### FIRST GAME-WINNING GOAL

Adam Hall at 19:45 of the 1st per. vs. Detroit on 4/11/04 (3-1 win)

### FIRST POWER-PLAY GOAL

Sergei Zholtok (York, Sullivan) at 19:22 of the 2nd per. vs. Detroit on 4/15/04 (4-1 loss)

### FIRST POWER-PLAY GOAL AGAINST

Mathieu Schneider (Lidstrom, Shanahan) at 17:15 of the 3rd per. at Detroit on 4/10/04 (2-1 loss)

### FIRST SHORTHANDED GOAL

David Legwand (unassisted) at 18:23 of the 1st per. vs. Detroit on 4/11/04 (3-1 win)

### FIRST SHORTHANDED GOAL AGAINST

Brendan Shanahan (Yzerman, Chelios) at 13:18 of the 1st per. at Detroit on 4/15/04 (4-1 loss)

### FIRST MINOR PENALTY

Vladimir Orszagh (tripping) at 6:19 of the 1st per. at Detroit on 4/7/04 (3-1 loss)

### FIRST MAJOR PENALTY

Kimmo Timonen (10:00 misconduct) at 20:00 of the 3rd per. at Detroit 4/10/04 (2-1 loss)

### FIRST PENALTY SHOT

Steve Sullivan at 1:31 of the 1st per. vs. Detroit (Manny Legace) on 4/7/04 (3-1 loss)

### FIRST SUCCESSFUL PENALTY SHOT

Martin Erat at 14:25 of the 3rd per. vs. Chicago (Antti Niemi) on 4/20/10 (4-1 win)

### GOALTENDER FIRSTS

#### FIRST WIN

**At Home:** Tomas Vokoun vs. Detroit on 4/11/04 (3-1)

**On Road:** Pekka Rinne at Chicago on 4/16/10 (4-1)

#### FIRST LOSS

**At Home:** Tomas Vokoun vs. Detroit on 4/17/04 (2-0)

**On Road:** Tomas Vokoun vs. Detroit on 4/7/04 (3-1)

#### FIRST SHUTOUT

Tomas Vokoun vs. Detroit on 4/13/04 (3-0, 41 saves)

#### FIRST SHUTOUT AGAINST

4/17/04 vs. Detroit (2-0, Curtis Joseph, 15 saves)

Team	Series	W	L	GP	W	L	GF	GA	Last Mtg.	Round	Result
Chicago	1	0	1	6	2	4	15	17	2010	WCQ	L 2-4
Detroit	2	0	2	12	4	8	21	29	2008	WCQ	L 2-4
San Jose	2	0	2	10	2	8	24	33	2007	WCQ	L 1-4

### PLAYOFF SERIES RESULTS VS. OPPONENTS

#### CHICAGO

2010 – WCQ – Chicago won best-of-seven series 4-2, outscoring Nashville 17-15.

#### DETROIT

2004 – WCQ – Detroit won best-of-seven series 4-2, outscoring Nashville 12-9.

2008 – WCQ – Detroit won best-of-seven series 4-2, outscoring Nashville 17-12.

#### SAN JOSE

2006 – WCQ – San Jose won best-of-seven series 4-1, outscoring Nashville 17-10.

2007 – WCQ – San Jose won best-of-seven series 4-1, outscoring Nashville 16-14.

### PLAYOFF SERIES SITUATIONAL STATS

W-L record:	8-20
Series record:	0-5

Record in Conference Quarterfinals:	0-5
W-L record in Conference Quarterfinals:	8-20
Record in Conference Semifinals:	0-0
W-L record in Conference Semifinals:	0-0
Record in Conference Finals:	0-0
W-L record in Conference Finals:	0-0
Record in Stanley Cup Finals:	0-0
W-L record in Stanley Cup Finals:	0-0

### SERIES RECORD...

When winning Game 1 of a playoff series:	0-2
When losing Game 1 of a playoff series:	0-3

When winning the first two games of a playoff series:	0-0
When losing the first two games of a playoff series:	0-2
When splitting the first two games of a playoff series:	0-3

When winning the first three games of a playoff series:	0-0
When losing the first three games of a playoff series:	0-0
When winning two of the first three games of a playoff series:	0-1
When losing two of the first three games of a playoff series:	0-4

When winning three of the first four games of a playoff series:	0-0
When losing three of the first four games of a playoff series:	0-2
When splitting the first four games of a playoff series:	0-3

When winning three of the first five games of a playoff series:	0-0
When losing three of the first five games of a playoff series:	0-5

When splitting the first six games of a playoff series:	0-0
---	-----

Nashville series sweeps:	0
Sweeps against Nashville:	0

W-L record when facing elimination:	0-5
W-L record in Game 7's:	0-0

# PLAYOFFS

## HAT TRICKS, PENALTY SHOTS, SHUTOUTS

### PREDATORS' HAT TRICKS

NO.	DATE	PLAYER	SCORE	GOALTENDER
NONE				

### OPPONENTS' HAT TRICKS

NO.	DATE	PLAYER	SCORE	GOALTENDER
1	4/27/06	Patrick Marleau	Nashville 4 at San Jose 5	Chris Mason

### PREDATORS' PENALTY SHOTS

NO.	DATE	PLAYER	GOALTENDER	SCORE	RESULT
1	4/7/04	Steve Sullivan	Manny Legace	Nashville 1 at Detroit 3	SAVE
2	4/20/10	Martin Erat	Antti Niemi	Chicago 1 at Nashville 4	GOAL

### OPPONENTS' PENALTY SHOTS

NO.	DATE	PLAYER	GOALTENDER	SCORE	RESULT
NONE					

### PREDATORS' SHUTOUTS

NO.	DATE	GOALTENDER	SAVES	SCORE
1	4/13/04	Tomas Vokoun	41	Detroit 0 at Nashville 3

### OPPONENTS' SHUTOUTS

NO.	DATE	GOALTENDER	SAVES	SCORE
1	4/17/04	Curtis Joseph	15	Detroit 2 at Nashville 0
2	4/23/06	Vesa Toskala	25	San Jose 3 at Nashville 0
3	4/20/08	Chris Osgood	20	Detroit 3 at Nashville 0
4	4/18/10	Antti Niemi	23	Nashville 0 at Chicago 2
5	4/22/10	Antti Niemi	33	Chicago 3 at Nashville 0



Martin Erat

# PLAYOFFS

## OVERTIME HISTORY

YEAR	HOME				AWAY				OVERALL			
	GP	W	L	PCT	GP	W	L	PCT	GP	W	L	PCT
2007	1	0	1	.000	0	0	0	.000	1	0	1	.000
2008	0	0	0	.000	1	0	1	.000	1	0	1	.000
2010	0	0	0	.000	1	0	1	.000	1	0	1	.000

### vs TEAM

	vs TEAM			
	GP	W	L	PCT
Chicago	1	0	1	.000
Detroit	1	0	1	.000
San Jose	1	0	1	.000

### OVERTIME DECISIONS

- 4/11/07 (Game 1 of WCQ): SAN JOSE 5 at Nashville 4 (Rissmiller, 8:14 2OT)  
Goaltenders: Vokoun/Nabokov
- 4/18/08 (Game 5 of WCQ): Nashville 1 at DETROIT 2 (Franzen, 1:48 OT)  
Goaltenders: Ellis/Osgood
- 4/24/10 (Game 5 of WCQ): Nashville 4 at CHICAGO 5 (Hossa, 4:07 OT)  
Goaltenders: Rinne/Niemi

### GOALTENDER RECORD

PREDATORS	GP	W	L	PCT	OPPOSING GOALTENDERS				
					OPPOSING	GP	W	L	PCT
Dan Ellis	1	0	1	.000	Evgeni Nabokov (S.J)	1	1	0	1.000
Pekka Rinne	1	0	1	.000	Antti Niemi (CHI)	1	1	0	1.000
Tomas Vokoun	1	0	1	.000	Chris Osgood (DET)	1	1	0	1.000

### PREDATORS SCORING

NONE	PREDATORS SCORING			OPPONENTS SCORING			
	G	A	PTS	G	A	PTS	
				Johan Franzen (DET)	1	0	1
				Marian Hossa (CHI)	1	0	1
				Patrick Rissmiller (S.J)	1	0	1
				Dave Bolland (CHI)	0	1	1
				Mike Grier (S.J)	0	1	1
				Patrick Marleau (S.J)	0	1	1
				Niklas Kronwall (DET)	0	1	1
				Brent Sopel (CHI)	0	1	1



Pekka Rinne

# PLAYOFFS

## YEAR-BY-YEAR PLAYOFF SCORING

### 2004 PLAYOFF SCORING

Pos	No	Player	GP	Avg. TOI	Shifts/Game	G	A	PTS	+/-	PIM	PP	SH	GW	S	Pctg	F/O	W-L	F/O	Win%
RW	18	Adam Hall	6	18:29	26.7	2	1	3	3	2	0	0	1	13	15.4	27-44			38.0
C	22	Greg Johnson	6	17:47	27.2	1	2	3	4	0	0	0	0	7	14.3	44-51			46.3
LW	17	Scott Hartnell	6	15:37	22.2	1	2	3	3	2	0	0	0	11	9.1	1-7			12.5
D	27	Jason York	6	21:27	30.8	0	3	3	2	4	0	0	0	9	0.0	0-0			0.0
RW	33	Vladimir Orszagh	6	16:08	23.7	2	0	2	-2	4	0	0	0	5	40.0	1-0			100.0
RW	26	Steve Sullivan	6	18:57	24.0	1	1	2	-4	6	0	0	1	13	7.7	11-22			33.3
D	2 *	Dan Hamhuis	6	20:29	26.3	0	2	2	-2	6	0	0	0	4	0.0	0-0			0.0
C	11	David Legwand	6	15:41	22.3	1	0	1	1	8	0	1	0	8	12.5	43-48			47.3
C	9	Sergei Zholtok	6	10:33	16.2	1	0	1	-3	0	1	0	0	6	16.7	21-39			35.0
D	5	Brad Bombardir	6	19:38	30.7	0	1	1	1	2	0	0	0	3	0.0	0-0			0.0
LW	10	Martin Erat	6	14:08	21.3	0	1	1	-2	6	0	0	0	6	0.0	2-2			50.0
RW	24	Scott Walker	6	20:09	25.5	0	1	1	-3	6	0	0	0	14	0.0	2-5			28.6
LW	19	Jim McKenzie	1	3:32	7.0	0	0	0	0	0	0	0	0	0	0.0	0-0			0.0
D	3	Marek Zidlicky	1	2:16	3.0	0	0	0	0	0	0	0	0	0	0.0	0-0			0.0
D	34	Shane Hnidy	5	12:31	18.8	0	0	0	0	6	0	0	0	4	0.0	0-0			0.0
RW	55 *	Jordin Tootoo	5	5:09	8.0	0	0	0	0	4	0	0	0	2	0.0	0-0			0.0
D	4	Mark Eaton	6	19:50	28.8	0	0	0	-2	2	0	0	0	6	0.0	0-0			0.0
LW	21	Andreas Johansson	6	15:17	21.7	0	0	0	-3	0	0	0	0	5	0.0	13-28			31.7
LW	28	Jeremy Stevenson	6	6:43	11.0	0	0	0	-1	8	0	0	0	3	0.0	0-0			0.0
D	44	Kimmo Timonen	6	24:15	28.5	0	0	0	-3	10	0	0	0	9	0.0	0-0			0.0
G	29	Tomas Vokoun	6	--	--	0	0	0	0	0	0	0	0	0	0.0	--			--

No	Goaltender	GP	Mins	GAA	W	L	SO	GA	SA	SV%	G	A	PIM
29	Tomas Vokoun	6	356	2.02	2	4	1	12	197	.939	0	0	0
<b>NASHVILLE Totals</b>		<b>6</b>	<b>360</b>	<b>2.00</b>	<b>2</b>	<b>4</b>	<b>1</b>	<b>12</b>	<b>197</b>	<b>.939</b>	<b>0</b>	<b>0</b>	<b>0</b>

### 2006 PLAYOFF SCORING

Pos	No	Player	GP	Avg. TOI	Shifts/Game	G	A	PTS	+/-	PIM	PP	SH	GW	S	Pctg	F/O	W-L	F/O	Win%
LW	9	Paul Kariya	5	20:46	24.6	2	5	7	0	2	0	0	0	12	16.7	0-0			0.0
D	44	Kimmo Timonen	5	24:42	29.4	1	3	4	0	4	0	1	0	17	5.9	0-0			0.0
C	81	Mike Sillinger	5	17:09	22.4	2	1	3	-1	12	1	0	0	7	28.6	67-29			69.8
D	6 *	Shea Weber	4	14:12	19.3	2	0	2	-3	8	1	0	0	4	50.0	0-0			0.0
RW	10	Martin Erat	5	19:30	23.0	1	1	2	-1	6	1	0	0	8	12.5	0-2			0.0
RW	26	Steve Sullivan	5	17:02	22.4	0	2	2	-2	0	0	0	0	12	0.0	0-0			0.0
D	2	Dan Hamhuis	5	19:41	25.6	0	2	2	-2	2	0	0	0	9	0.0	0-0			0.0
RW	18	Adam Hall	5	12:09	19.0	1	0	1	-3	0	1	0	1	7	14.3	7-10			41.2
LW	17	Scott Hartnell	5	12:12	16.6	1	0	1	0	4	0	0	0	9	11.1	0-2			0.0
C	22	Greg Johnson	5	14:42	21.6	0	1	1	0	2	0	0	0	3	0.0	44-28			61.1
C	11	David Legwand	5	17:21	23.2	0	1	1	-1	8	0	0	0	11	0.0	37-37			50.0
D	3	Marek Zidlicky	2	15:18	18.0	0	1	1	0	2	0	0	0	7	0.0	0-0			0.0
C	38	Vernon Fiddler	2	8:48	15.0	0	1	1	-1	0	0	0	0	1	0.0	6-2			75.0
C	94	Yanic Perreault	1	10:09	14.0	0	0	0	0	2	0	0	0	2	0.0	6-4			60.0
RW	7	Scottie Upshall	2	11:56	15.5	0	0	0	0	0	0	0	0	4	0.0	0-0			0.0
C	12	Scott Nichol	3	7:44	14.0	0	0	0	-2	2	0	0	0	2	0.0	8-8			50.0
C	25	Jerred Smithson	3	9:26	18.3	0	0	0	0	4	0	0	0	0	0.0	9-4			69.2
RW	14	Jordin Tootoo	3	4:04	7.7	0	0	0	-1	0	0	0	0	3	0.0	0-0			0.0
D	4	Mark Eaton	5	17:48	25.6	0	0	0	0	8	0	0	0	3	0.0	0-0			0.0
D	55	Danny Markov	5	19:21	28.2	0	0	0	-1	6	0	0	0	6	0.0	0-0			0.0
RW	24	Scott Walker	5	16:00	23.8	0	0	0	0	6	0	0	0	5	0.0	0-4			0.0
D	19	Brendan Witt	5	17:07	24.4	0	0	0	-3	12	0	0	0	5	0.0	0-0			0.0

No	Goaltender	GP	Mins	GAA	W	L	SO	GA	SA	SV%	G	A	PIM
30	Chris Mason	5	296	3.45	1	4	0	17	171	.901	0	0	0
<b>NASHVILLE Totals</b>		<b>5</b>	<b>300</b>	<b>3.40</b>	<b>1</b>	<b>4</b>	<b>0</b>	<b>17</b>	<b>171</b>	<b>.901</b>	<b>0</b>	<b>0</b>	<b>0</b>

## PLAYOFFS

## YEAR-BY-YEAR PLAYOFF SCORING

## 2007 PLAYOFF SCORING

Pos	No	Player	GP	Avg. TOI	Shifts/Game	G	A	PTS	+/-	PIM	PP	SH	GW	S	Pctg	F/O W-L	F/O Win%
RW	71	J.P. Dumont	5	21:02	31.2	4	2	6	4	0	1	1	1	8	50.0	0-0	0.0
RW	47	* Alexander Radulov	4	13:09	20.3	3	1	4	1	19	0	0	0	13	23.1	0-0	0.0
C	21	Peter Forsberg	5	20:57	29.0	2	2	4	2	12	0	0	0	7	28.6	33-31	51.6
C	19	Jason Arnott	5	19:17	26.6	2	1	3	0	2	1	0	0	11	18.2	37-52	41.6
C	11	David Legwand	5	22:23	32.2	0	3	3	-2	2	0	0	0	14	0.0	35-52	40.2
D	6	Shea Weber	5	21:41	28.0	0	3	3	0	2	0	0	0	14	0.0	0-0	0.0
C	38	Vernon Fiddler	5	12:21	20.8	1	1	2	-3	4	0	0	0	2	50.0	5-4	55.6
LW	17	Scott Hartnell	5	14:23	21.0	1	1	2	-1	28	1	0	0	5	20.0	1-2	33.3
LW	9	Paul Kariya	5	19:36	26.2	0	2	2	-4	2	0	0	0	10	0.0	0-0	0.0
D	44	Kimmo Timonen	5	24:32	31.6	0	2	2	-1	4	0	0	0	7	0.0	0-0	0.0
D	5	Greg Zanon	5	20:43	27.6	0	2	2	-2	2	0	0	0	7	0.0	0-0	0.0
D	3	Marek Zidlicky	5	19:18	25.4	0	2	2	-1	4	0	0	0	8	0.0	0-0	0.0
D	20	Ryan Suter	5	23:18	28.8	1	0	1	0	8	0	0	0	9	11.1	0-0	0.0
RW	10	Martin Erat	3	14:13	21.7	0	1	1	-1	0	0	0	0	3	0.0	0-0	0.0
RW	22	Jordin Tootoo	4	9:32	16.3	0	1	1	-2	21	0	0	0	6	0.0	0-0	0.0
D	2	Dan Hamhuis	5	21:36	27.2	0	1	1	-3	2	0	0	0	7	0.0	0-0	0.0
LW	14	Ramzi Abid	2	5:17	8.0	0	0	0	-1	0	0	0	0	0	0.0	0-0	0.0
LW	16	Darcy Hordichuk	2	3:37	6.5	0	0	0	0	0	0	0	0	0	0.0	0-0	0.0
C	12	Scott Nichol	5	10:21	16.8	0	0	0	1	17	0	0	0	3	0.0	19-11	63.3
C	25	Jerred Smithson	5	11:30	21.0	0	0	0	-2	17	0	0	0	0	0.0	20-16	55.6
G	29	Tomas Vokoun	5	--	--	0	0	0	0	2	0	0	0	0	0.0	--	--

No	Goaltender	GP	Mins	GAA	W	L	SO	GA	SA	SV%	G	A	PIM
29	Tomas Vokoun	5	324	2.96	1	4	0	16	163	.902	0	0	2
	<b>NASHVILLE Totals</b>	<b>5</b>	<b>328</b>	<b>2.93</b>	<b>1</b>	<b>4</b>	<b>0</b>	<b>16</b>	<b>163</b>	<b>.902</b>	<b>0</b>	<b>0</b>	<b>2</b>

## 2008 PLAYOFF SCORING

Pos	No	Player	GP	Avg. TOI	Shifts/Game	G	A	PTS	+/-	PIM	PP	SH	GW	S	Pctg	F/O W-L	F/O Win%
RW	47	Alexander Radulov	6	15:59	20.2	2	2	4	0	6	1	0	0	14	14.3	0-0	0.0
D	6	Shea Weber	6	19:29	25.7	1	3	4	0	6	0	0	0	4	25.0	0-0	0.0
RW	10	Martin Erat	6	20:55	26.5	1	3	4	0	8	0	0	0	13	7.7	3-4	42.8
D	3	Marek Zidlicky	6	19:04	24.0	0	3	3	-2	8	0	0	0	11	0.0	0-0	0.0
RW	22	Jordin Tootoo	6	12:30	17.3	2	0	2	1	4	0	0	0	12	16.7	0-0	0.0
D	2	Dan Hamhuis	6	22:47	28.0	1	1	2	-4	6	1	0	0	8	12.5	0-0	0.0
D	20	Ryan Suter	6	21:12	25.7	1	1	2	-2	4	0	0	0	6	16.7	0-0	0.0
RW	71	J.P. Dumont	6	17:23	22.3	0	2	2	-5	4	0	0	0	8	0.0	0-0	0.0
C	37	* Rich Peverley	6	8:51	12.7	0	2	2	0	0	0	0	0	4	0.0	16-21	43.2
D	5	Greg Zanon	6	18:44	25.0	0	2	2	2	4	0	0	0	1	0.0	0-0	0.0
LW	17	Jan Hlavac	6	18:12	24.3	0	2	2	-4	2	0	0	0	10	0.0	2-2	50.0
C	11	David Legwand	3	18:15	25.0	1	0	1	0	2	0	0	0	10	10.0	22-27	44.9
C	19	Jason Arnott	4	18:28	24.5	1	0	1	-1	4	0	0	1	6	16.7	23-39	37.1
C	14	Radek Bonk	6	17:56	23.3	1	0	1	-3	2	0	0	0	12	8.3	47-38	55.3
D	7	Greg de Vries	6	19:40	24.0	1	0	1	-2	2	0	0	1	3	33.3	0-0	0.0
RW	15	Josh Langfeld	1	6:30	9.0	0	0	0	0	0	0	0	0	0	0.0	0-0	0.0
C	12	Scott Nichol	2	7:30	11.5	0	0	0	0	0	0	0	0	1	0.0	0-2	0.0
RW	24	Brandon Bochenski	3	6:36	10.7	0	0	0	-1	0	0	0	0	4	0.0	0-0	0.0
LW	16	Darcy Hordichuk	5	3:31	5.2	0	0	0	0	2	0	0	0	1	0.0	0-0	0.0
C	38	Vernon Fiddler	6	16:47	24.8	0	0	0	0	0	0	0	0	11	0.0	37-26	58.7
C	25	Jerred Smithson	6	11:51	20.2	0	0	0	0	2	0	0	0	5	0.0	26-35	42.6
G	39	Dan Ellis	6	--	--	0	0	0	0	0	0	0	0	0	0.0	--	--

No	Goaltender	GP	Mins	GAA	W	L	SO	GA	SA	SV%	G	A	PIM
39	Dan Ellis	6	357	2.52	2	4	0	15	240	.938	0	0	0
	<b>NASHVILLE Totals</b>	<b>6</b>	<b>362</b>	<b>2.82</b>	<b>2</b>	<b>4</b>	<b>0</b>	<b>17</b>	<b>242</b>	<b>.930</b>	<b>0</b>	<b>0</b>	<b>0</b>





# PLAYOFFS

## TEAM RECORDS - PERIOD

### GOALS

#### MOST GOALS

4 - 4/16/10 in 3rd per. of 4-1 win at Chicago

#### At Home:

3 - 4/26/10 in 1st per. of 5-3 loss vs. Chicago  
- 4/14/08 in 3rd per. of 5-3 win vs. Detroit  
- 4/21/06 in 1st per. of 4-3 win vs. San Jose

#### On Road:

4 - 4/16/10 in 3rd per. of 4-1 win at Chicago

#### MOST GOALS AGAINST

4 - 4/26/10 in 1st per. of 5-3 win vs. Chicago

#### At Home:

4 - 4/26/10 in 1st per. of 5-3 win vs. Chicago

#### On Road:

3 - 4/27/06 in 2nd per. of 5-4 loss at San Jose  
- 4/15/04 in 1st per. of 4-1 loss at Detroit  
- 4/7/04 in 3rd per. of 3-1 loss at Detroit

#### MOST GOALS BY BOTH TEAMS

7 - 4/26/10 in 3rd per. of 5-3 loss vs. Chicago (CHI 4, NSH 3)

#### At Home:

7 - 4/26/10 in 3rd per. of 5-3 loss vs. Chicago (CHI 4, NSH 3)

#### On Road:

4 - three times, last 4/16/10 in 3rd per. of 4-1 win at Chicago (NSH 4, CHI 0)

### FASTEST GOALS

#### FASTEST GOAL FROM START OF GAME

0:16 - Adam Hall, 4/7/04 in 3-1 loss at Detroit

#### At Home:

5:18 - Dan Hamhuis, 4/16/08 in 3-2 win vs. Detroit

#### On Road:

0:16 - Adam Hall, 4/7/04 in 3-1 loss at Detroit

#### FASTEST GOAL AGAINST FROM START OF GAME

1:26 - Ray Whitney, 4/17/04 in 2-0 loss vs. Detroit

#### At Home:

1:26 - Ray Whitney, 4/17/04 in 2-0 loss vs. Detroit

#### On Road:

2:26 - Darren McCarty, 4/12/08 in 4-2 loss at Detroit

#### FASTEST GOAL FROM START OF SECOND PERIOD

2:19 - Alexander Radulov, 4/12/08 in 4-2 loss at Detroit

#### At Home:

2:35 - Alexander Radulov, 4/11/07 in 5-4 loss vs. San Jose

#### On Road:

2:19 - Alexander Radulov, 4/12/08 in 4-2 loss at Detroit

#### FASTEST GOAL AGAINST FROM START OF SECOND PERIOD

0:39 - Nicklas Lidstrom, 4/12/08 in 4-2 loss at Detroit

#### At Home:

5:31 - Mike Grier, 4/11/07 in 5-4 loss vs. San Jose

#### On Road:

0:39 - Nicklas Lidstrom, 4/12/08 in 4-2 loss at Detroit

#### FASTEST GOAL FROM START OF THIRD PERIOD

1:31 - J.P. Dumont, 4/16/10 in 4-1 win at Chicago

#### At Home:

2:04 - Greg Johnson, 4/13/04 in 3-0 win vs. Detroit

#### On Road:

1:31 - J.P. Dumont, 4/16/10 in 4-1 win at Chicago

#### FASTEST GOAL AGAINST FROM START OF THIRD PERIOD

0:37 - Kris Draper, 4/7/04 in 3-1 loss at Detroit

#### At Home:

0:40 - Pavel Datsyuk, 4/14/08 in 5-3 win vs. Detroit

#### On Road:

0:37 - Kris Draper, 4/7/04 in 3-1 loss at Detroit

#### FASTEST GOAL AGAINST FROM START OF OVERTIME

1:48 - Johan Franzen, 4/18/08 in 2-1 loss at Detroit

#### At Home:

8:14 - Patrick Rissmiller, 4/11/07 in 5-4 loss (2OT) vs. San Jose

#### On Road:

1:48 - Johan Franzen, 4/18/08 in 2-1 loss at Detroit

#### LATEST GOAL AGAINST FROM START OF OVERTIME

8:14 - Patrick Rissmiller, 4/11/07 in 5-4 (2OT) loss vs. San Jose

#### At Home:

8:14 - Patrick Rissmiller, 4/11/07 in 5-4 (2OT) loss vs. San Jose

#### On Road:

1:48 - Johan Franzen, 4/18/08 in 2-1 loss at Detroit

#### FASTEST TWO GOALS, TEAM

0:09 - Ryan Suter & Jason Arnott, 4/14/08 @ 16:03 & 16:12 of 3rd per. of 5-3 win vs. Detroit

#### At Home:

0:09 - Ryan Suter & Jason Arnott, 4/14/08 @ 16:03 & 16:12 of 3rd per. of 5-3 win vs. Detroit

#### On Road:

0:11 - Alexander Radulov & Jordin Tootoo, 4/12/08 @ 2:19 & 2:30 of 2nd per. of 4-2 loss at Detroit

#### At Home:

0:09 - Ryan Suter & Jason Arnott, 4/14/08 @ 16:03 & 16:12 of 3rd per. of 5-3 win vs. Detroit

#### On Road:

0:11 - Alexander Radulov & Jordin Tootoo, 4/12/08 @ 2:19 & 2:30 of 2nd per. of 4-2 loss at Detroit

#### At Home:

0:30 - Ray Whitney & Steve Yzerman, 4/17/04 @ 1:26 & 1:56 of 1st per. of 2-0 loss vs. Detroit

#### On Road:

0:30 - Ray Whitney & Steve Yzerman, 4/17/04 @ 1:26 & 1:56 of 1st per. of 2-0 loss vs. Detroit

#### At Home:

1:07 - Johnathan Cheechoo & Patrick Marleau, 4/25/06 @ 15:38 & 16:45 of 3rd per. of 4-1 loss at San Jose

#### On Road:

1:07 - Johnathan Cheechoo & Patrick Marleau, 4/25/06 @ 15:38 & 16:45 of 3rd per. of 4-1 loss at San Jose

#### FASTEST TWO GOALS, BOTH TEAMS

0:11 - Pavel Datsyuk (DET) & Greg de Vries (NSH), 4/16/08 @ 6:24 & 6:35 of 2nd per. of 3-2 win vs. Detroit

#### At Home:

0:11 - Pavel Datsyuk (DET) & Greg de Vries (NSH), 4/16/08 @ 6:24 & 6:35 of 2nd per. of 3-2 win vs. Detroit

#### On Road:

1:16 - Shea Weber (NSH) & Patrick Marleau (S.J.), 4/27/06 @ 5:45 & 7:01 of 2nd per. of 5-4 loss at San Jose

#### FASTEST THREE GOALS, TEAM

3:36 - Ryan Suter, Jason Arnott & Martin Erat, 4/14/08 @ 16:03, 16:12 & 19:39 of 3rd per. of 5-3 win vs. Detroit

#### At Home:

3:36 - Ryan Suter, Jason Arnott & Martin Erat, 4/14/08 @ 16:03, 16:12 & 19:39 of 3rd per. of 5-3 win vs. Detroit

#### On Road:

9:09 - J.P. Dumont, Jerred Smithson & Martin Erat, 4/16/10 @ 10:37, 19:12 & 19:46 of 3rd per. of 4-1 win at Chicago

#### At Home:

9:09 - J.P. Dumont, Jerred Smithson & Martin Erat, 4/16/10 @ 10:37, 19:12 & 19:46 of 3rd per. of 4-1 win at Chicago

#### On Road:

5:55 - Patrick Marleau, Marleau & Mark Smith, 4/27/06 @ 7:01, 11:30 & 12:56 of 2nd per. of 5-4 loss at San Jose

#### At Home:

10:21 - Mike Grier, Craig Rivet & Milan Michalek, 4/11/07 @ 5:31, 12:57 & 15:52 of 2nd per. of 5-4 loss vs. San Jose

#### On Road:

5:55 - Patrick Marleau, Marleau & Mark Smith, 4/27/06 @ 7:01, 11:30 & 12:56 of 2nd per. of 5-4 loss at San Jose

#### At Home:

5:55 - Patrick Marleau, Marleau & Mark Smith, 4/27/06 @ 7:01, 11:30 & 12:56 of 2nd per. of 5-4 loss at San Jose

#### On Road:

1:51 - Nicklas Lidstrom (DET), Alexander Radulov (NSH) & Jordin Tootoo (NSH), 4/12/08 @ 0:39, 2:19 & 2:30 of 2nd per. of 4-2 loss at Detroit

#### At Home:

2:56 - Alexander Radulov (NSH), J.P. Dumont (NSH) & Mike Grier (S.J.), 4/11/07 @ 2:35, 3:56 & 5:31 of 2nd per. of 5-4 loss vs. San Jose

#### On Road:

2:56 - Alexander Radulov (NSH), J.P. Dumont (NSH) & Mike Grier (S.J.), 4/11/07 @ 2:35, 3:56 & 5:31 of 2nd per. of 5-4 loss vs. San Jose

#### At Home:

1:51 - Nicklas Lidstrom (DET), Alexander Radulov (NSH) & Jordin Tootoo (NSH), 4/12/08 @ 0:39, 2:19 & 2:30 of 2nd per. of 4-2 loss at Detroit

#### On Road:

1:51 - Nicklas Lidstrom (DET), Alexander Radulov (NSH) & Jordin Tootoo (NSH), 4/12/08 @ 0:39, 2:19 & 2:30 of 2nd per. of 4-2 loss at Detroit



# PLAYOFFS

## TEAM RECORDS - PERIOD

### SPECIAL TEAMS

#### MOST POWER PLAY GOALS

3 - 4/21/06 in 1st per. of 4-3 win vs. San Jose

#### At Home:

3 - 4/21/06 in 1st per. of 4-3 win vs. San Jose

#### On Road:

1 - four times, last 4/12/08 in 2nd per. of 4-2 loss at Detroit

#### MOST POWER PLAY CHANCES

5 - 4/23/06 in 3rd per. of 3-0 loss vs. San Jose

#### At Home:

5 - 4/23/06 in 3rd per. of 3-0 loss vs. San Jose

#### On Road:

3 - 4/27/06 in 1st per. of 5-4 loss at San Jose  
- 4/10/04 in 2nd per. of 2-1 loss at Detroit  
- 4/10/04 in 1st per. of 2-1 loss at Detroit

#### MOST POWER PLAY GOALS AGAINST

3 - 4/23/06 in 1st per. of 3-0 loss vs. San Jose

#### At Home:

3 - 4/23/06 in 1st per. of 3-0 loss vs. San Jose

#### On Road:

2 - 4/27/06 in 2nd per. of 5-4 loss at San Jose

#### MOST SHORTHANDED GOALS

1 - four times, last 4/24/10 in 2nd per. of 5-4 OT loss at Chicago

#### At Home:

1 - 4/13/07 in 2nd per. of 5-2 win vs. San Jose  
- 4/11/04 in 1st per. of 3-1 win vs. Detroit

#### On Road:

1 - 4/24/10 in 2nd per. of 5-4 OT loss at Chicago  
- 4/25/06 in 1st per. of 4-1 loss at San Jose

#### MOST SHORTHANDED SITUATIONS

5 - 4/26/10 in 2nd per. of 5-3 loss vs. Chicago  
- 4/20/07 in 2nd per. of 3-2 loss vs. San Jose  
- 4/23/06 in 1st per. of 3-0 loss vs. San Jose

#### At Home:

5 - three times, last 4/26/10 in 2nd per. of 5-3 loss vs. Chicago

#### On Road:

4 - three times, last 4/16/07 in 2nd per. of 3-1 loss at San Jose

#### MOST SHORTHANDED GOALS AGAINST

1 - 4/24/10 in 3rd per. of 5-4 OT loss at Chicago  
- 4/20/08 in 2nd per. of 3-0 loss vs. Detroit  
- 4/15/04 in 1st per. of 4-1 loss at Detroit

#### At Home:

1 - 4/20/08 in 2nd per. of 3-0 loss vs. Detroit

#### On Road:

1 - 4/24/10 in 3rd per. of 5-4 OT loss at Chicago  
- 4/15/04 in 1st per. of 4-1 loss at Detroit

### PENALTY MINUTES

#### MOST PENALTY MINUTES

35 - 4/13/07 in 3rd per. of 5-2 win vs. San Jose

#### At Home:

35 - 4/13/07 in 3rd per. of 5-2 win vs. San Jose

#### On Road:

14 - 4/10/04 in 3rd per. of 2-1 loss at Detroit

#### MOST PENALTY MINUTES, OPPONENT

41 - 4/13/07 in 3rd per. of 5-2 win vs. San Jose

#### At Home:

41 - 4/13/07 in 3rd per. of 5-2 win vs. San Jose

#### On Road:

8 - 4/12/08 in 1st per. of 4-2 loss at Detroit  
- 4/27/06 in 1st per. of 5-4 loss at San Jose

#### MOST PENALTY MINUTES BY BOTH TEAMS

76 - 4/13/07 in 3rd per. of 5-2 win vs. San Jose (S.J 41, NSH 35)

#### At Home:

76 - 4/13/07 in 3rd per. of 5-2 win vs. San Jose (S.J 41, NSH 35)

#### On Road:

16 - 4/12/08 in 1st per. of 4-2 loss at Detroit (NSH 8, DET 8)  
- 4/27/06 in 3rd per. of 5-4 loss at San Jose (NSH 12, S.J 4)  
- 4/25/06 in 3rd per. of 4-1 loss at San Jose (NSH 10, S.J 6)

### SHOTS

#### MOST SHOTS

15 - 4/26/10 in 3rd per. of 5-3 loss vs. Chicago  
- 4/12/08 in 1st per. of 4-2 loss at Detroit  
- 4/30/06 in 2nd per. of 2-1 loss vs. San Jose

#### At Home:

15 - 4/26/10 in 3rd per. of 5-3 loss vs. Chicago  
- 4/30/06 in 2nd per. of 2-1 loss vs. San Jose

#### On Road:

15 - 4/12/08 in 1st per. of 4-2 loss at Detroit

#### MOST SHOTS AGAINST

23 - 4/11/04 in 3rd per. of 3-1 win vs. Detroit

#### At Home:

23 - 4/11/04 in 3rd per. of 3-1 win vs. Detroit

#### On Road:

20 - 4/18/08 in 2nd per. of 2-1 OT loss at Detroit

#### MOST SHOTS BY BOTH TEAMS

33 - 4/30/06 in 2nd per. of 2-1 loss vs. San Jose (S.J 18, NSH 15)

#### At Home:

33 - 4/30/06 in 2nd per. of 2-1 loss vs. San Jose (S.J 18, NSH 15)

#### On Road:

25 - five times, last 4/18/08 in 3rd per. of 2-1 OT loss at Detroit (DET 16, NSH 9)

### FEWEST SHOTS

3 - four times, last 4/18/08 in 2nd per. of 2-1 OT loss at Detroit

#### At Home:

3 - 4/13/04 in 1st per. of 3-0 win vs. Detroit

#### On Road:

3 - 4/18/08 in 2nd per. of 2-1 OT loss at Detroit  
- 4/10/08 in 3rd per. of 3-1 loss at Detroit  
- 4/18/07 in 3rd per. of 3-2 loss at San Jose

### FEWEST SHOTS AGAINST

2 - 4/11/07 in 3rd per. of 5-4 loss vs. San Jose

#### At Home:

2 - 4/11/07 in 3rd per. of 5-4 loss vs. San Jose

#### On Road:

3 - 4/27/06 in 3rd per. of 5-4 loss at San Jose

### FEWEST SHOTS BY BOTH TEAMS

11 - 4/17/04 in 3rd per. of 2-0 loss vs. Detroit (DET 6, NSH 5)  
- 4/15/04 in 2nd per. of 4-1 loss at Detroit (NSH 6, DET 5)

#### At Home:

11 - 4/17/04 in 3rd per. of 2-0 loss vs. Detroit (DET 6, NSH 5)

#### On Road:

11 - 4/15/04 in 2nd per. of 4-1 loss at Detroit (NSH 6, DET 5)

### LARGEST SHOT ADVANTAGE

12 - 4/26/10 in 3rd per. of 5-3 loss vs. Chicago (NSH 15, CHI 3)

#### At Home:

12 - 4/26/10 in 3rd per. of 5-3 loss vs. Chicago (NSH 15, CHI 3)

#### On Road:

11 - 4/27/06 in 3rd per. of 5-4 loss at San Jose (NSH 14, S.J 3)

### LARGEST SHOT DEFICIT

17 - 4/18/08 in 2nd per. of 2-1 OT loss at Detroit (DET 20, NSH 3)  
- 4/20/08 in 2nd per. of 3-0 loss vs. Detroit (DET 21, NSH 4)

#### At Home:

17 - 4/20/08 in 2nd per. of 3-0 loss vs. Detroit (DET 21, NSH 4)

#### On Road:

17 - 4/18/08 in 2nd per. of 2-1 OT loss at Detroit (DET 20, NSH 3)

## PLAYOFFS

# INDIVIDUAL RECORDS - CAREER/SEASON

### GAMES PLAYED

#### MOST GAMES PLAYED

28 - Dan Hamhuis, 2004-10

#### By Defenseman

28 - Dan Hamhuis, 2004-10

#### MOST GAMES PLAYED AGAINST

12 - seven tied

### GOALS

#### MOST GOALS

6 - Martin Erat, 2004-10

- J.P. Dumont, 2007-10

#### By Defenseman

5 - Shea Weber, 2006-10

#### MOST GOALS AGAINST

10 - Patrick Marleau (S.J.), 2006-07

#### MOST GAME-WINNING GOALS

2 - J.P. Dumont, 2007-10

- Adam Hall, 2004-06

### ASSISTS

#### MOST ASSISTS

9 - David Legwand, 2004-10

#### By Defenseman

8 - Dan Hamhuis, 2004-10

#### MOST ASSISTS AGAINST

10 - Joe Thornton (S.J.), 2006-07

### POINTS

#### MOST POINTS

13 - Martin Erat (6g-7a), 2004-10

- David Legwand (4g-9a), 2004-10

#### By Defenseman

12 - Shea Weber (5g-7a), 2006-10

#### MOST POINTS AGAINST

14 - Patrick Marleau (S.J.) (10g-4a), 2006-07

### SPECIAL TEAMS

#### MOST POWER-PLAY GOALS

2 - Jason Arnott, 2007-10

- Paul Kariya, 2006-07

#### By Defenseman

1 - Dan Hamhuis, 2004-10

- Shea Weber, 2006-10

#### MOST POWER-PLAY POINTS

8 - Paul Kariya (2g-6a), 2006-07

#### By Defenseman

4 - Kimmo Timonen (4a), 2004-07

#### MOST SHORTHANDED GOALS

1 - Joel Ward, 2010

- J.P. Dumont, 2007-10

- David Legwand, 2004-10

- Kimmo Timonen, 2004-07

#### MOST SHORTHANDED POINTS

2 - David Legwand (1g-1a), 2004-10

- Kimmo Timonen (1g-1a), 2004-07

### SHOTS

#### MOST SHOTS

59 - David Legwand, 2004-10

#### By Defenseman

36 - Shea Weber, 2006-10

### PENALTY MINUTES

#### MOST PENALTY MINUTES

34 - Scott Hartnell, 2004-07

#### By Defenseman

20 - Shea Weber, 2006-10

### GOALTENDING

#### MOST GAMES PLAYED

11 - Tomas Vokoun, 2004-07

#### MOST MINUTES PLAYED

680 - Tomas Vokoun, 2004-07

#### MOST WINS

3 - Tomas Vokoun, 2004-07

#### MOST LOSSES

8 - Tomas Vokoun, 2004-07

#### MOST GOALS ALLOWED

28 - Tomas Vokoun, 2004-07

#### LOWEST GOALS-AGAINST AVERAGE

(min. 4 games)

2.47 - Tomas Vokoun, 2004-07

#### HIGHEST SAVE PERCENTAGE (min. 4 games)

.938 - Dan Ellis, 2008

#### MOST SHUTOUTS

1 - Tomas Vokoun, 2004-07

#### MOST ASSISTS

None

#### MOST POINTS

None

#### MOST PENALTY MINUTES

2 - Tomas Vokoun, 2004-07

## INDIVIDUAL RECORDS - SEASON

### GOALS

#### MOST GOALS

4 - Martin Erat, 2010

- J.P. Dumont, 2007

#### By Defenseman

2 - Shea Weber, 2010

- Shea Weber, 2006

#### By Rookie

3 - Alexander Radulov, 2007

#### MOST GOALS AT HOME

4 - J.P. Dumont, 2007

#### By Defenseman

2 - Shea Weber, 2010

#### By Rookie

3 - Alexander Radulov, 2007

#### MOST GOALS ON ROAD

3 - Martin Erat, 2010

#### By Defenseman

1 - Ryan Suter, 2007

- Kimmo Timonen, 2006

- Shea Weber, 2006

#### By Rookie

1 - Shea Weber, 2006

#### MOST GAME-WINNING GOALS

1 - eight times, last J.P. Dumont &

David Legwand, 2010

### LONGEST GOAL-SCORING STREAK

2 - six times, last Alexander Radulov (2g),

4/12-4/14/08

### ASSISTS

#### MOST ASSISTS

5 - David Legwand, 2010

- Paul Kariya, 2006

#### By Defenseman

3 - five times, last Shea Weber & Marek

Zidlicky, 2008

#### By Rookie

2 - Rich Peverley, 2008

- Dan Hamhuis, 2004

#### MOST ASSISTS AT HOME

4 - Paul Kariya, 2006

#### By Defenseman

3 - Shea Weber, 2007

#### By Rookie

2 - Dan Hamhuis, 2004

#### MOST ASSISTS ON ROAD

3 - David Legwand, 2010

#### By Defenseman

2 - Denis Grebeshkov, 2010

- Shea Weber, 2008

#### By Rookie

1 - Cody Franson, 2010

- Rich Peverley, 2008

### LONGEST ASSIST STREAK

3 - David Legwand (3a), 4/13-4/18/07

- Jason York (3a), 4/11-4/15/04

### POINTS

#### MOST POINTS

7 - David Legwand (2g-5a), 2010

- Paul Kariya (2g-5a), 2006

#### By Defenseman

4 - Shea Weber (1g-3a), 2008

- Kimmo Timonen (1g-3a), 2006

#### By Rookie

4 - Alexander Radulov (3g-1a), 2007

#### MOST POINTS AT HOME

5 - Paul Kariya (1g-4a), 2006

#### By Defenseman

3 - Shea Weber (1g-2a), 2010

- Shea Weber (3a), 2007

#### By Rookie

4 - Alexander Radulov (3g-1a), 2007

#### MOST POINTS ON ROAD

4 - David Legwand (1g-3a), 2010

#### By Defenseman

2 - Denis Grebeshkov (2a), 2010

- Shea Weber (2a), 2008

- Kimmo Timonen (1g-1a), 2006

# PLAYOFFS

## INDIVIDUAL RECORDS - SEASON/GAME

### By Rookie

- 1 - Cody Franson (1a), 2010
- Rich Peeverly (1a), 2008
- Shea Weber (1g), 2006

### LONGEST POINTS STREAK

- 4 - J.P. Dumont (4g-2a), 4/11-4/18/07

### SPECIAL TEAMS

#### MOST POWER-PLAY GOALS

- 2 - Paul Kariya, 2006

#### By Defenseman

- 1 - Dan Hamhuis, 2008
- Shea Weber, 2006

#### By Rookie

- 1 - Shea Weber, 2006

#### MOST POWER-PLAY POINTS

- 6 - Paul Kariya (2g-4a), 2006

#### By Defenseman

- 3 - Kimmo Timonen (3a), 2006

#### By a Rookie

- 1 - Shea Weber (1g), 2006

#### MOST SHORTHANDED GOALS

- 1 - four times, last Joel Ward, 2010

#### MOST SHORTHANDED POINTS

- 1 - seven times, last Joel Ward (1g) & David Legwand (1a), 2010

### SHOTS

#### MOST SHOTS

- 26 - Jason Arnott, 2010

#### By Defenseman

- 17 - Kimmo Timonen, 2006

#### By Rookie

- 13 - Alexander Radulov, 2007

### PENALTY MINUTES

#### MOST PENALTY MINUTES

- 28 - Scott Hartnell, 2007

#### By Defenseman

- 12 - Brendan Witt, 2006

#### By Rookie

- 19 - Alexander Radulov, 2007

### PLUS/MINUS

#### HIGHEST PLUS/MINUS

- +5 - David Legwand, 2010

#### By Defenseman

- +2 - Denis Grebeshkov, 2010
- Greg Zanon, 2008
- Jason York, 2004

#### By Rookie

- +1 - Cody Franson, 2010
- Alexander Radulov, 2007

### GOALTENDING

#### MOST GAMES PLAYED

- 6 - Pekka Rinne, 2010
- Dan Ellis, 2008
- Tomas Vokoun, 2004

### MOST CONSECUTIVE GAMES PLAYED

- 6 - Pekka Rinne, 4/16-4/26/10
- Dan Ellis, 4/10-4/20/08
- Tomas Vokoun, 4/7-4/17/04

### MOST CONSECUTIVE STARTS

- 6 - Pekka Rinne, 4/16-4/26/10
- Dan Ellis, 4/10-4/20/08
- Tomas Vokoun, 4/7-4/17/04

### MOST MINUTES PLAYED

- 358 - Pekka Rinne, 2010

### MOST WINS

- 2 - Pekka Rinne, 2010
- Dan Ellis, 2008
- Tomas Vokoun, 2004

### MOST CONSECUTIVE WINS

- 2 - Dan Ellis, 4/14-4/16/08
- Tomas Vokoun, 4/11-4/13/04

### MOST LOSSES

- 4 - five times, last Pekka Rinne, 2010

### MOST CONSECUTIVE LOSSES

- 4 - Chris Mason, 4/23-4/30/06

### MOST GOALS ALLOWED

- 17 - Chris Mason, 2006

### LOWEST GOALS-AGAINST AVERAGE

#### (min. 4 games)

- 2.02 - Tomas Vokoun, 2004

### HIGHEST SAVE PERCENTAGE (min. 4 games)

- .939 - Tomas Vokoun, 2004

### MOST SHUTOUTS

- 1 - Tomas Vokoun, 2004

### LONGEST SHUTOUT STREAK

- 77:58 - Tomas Vokoun, 4/11-4/15/04

### MOST ASSISTS/POINTS

None

### MOST PENALTY MINUTES

- 2 - Tomas Vokoun, 2007

## INDIVIDUAL RECORDS - GAME

### GOALS

#### MOST GOALS

- 2 - seven times, last Jason Arnott, 4/26/10 vs. Chicago

#### By Defenseman

- 1 - 12 times, last Shea Weber, 4/26/10 vs. Chicago

#### By Rookie

- 2 - Alexander Radulov, 4/11/07 vs. San Jose

#### MOST GOALS AGAINST

- 3 - Patrick Marleau, 4/27/06 at San Jose

### ASSISTS

#### MOST ASSISTS

- 4 - Paul Kariya, 4/21/06 vs. San Jose

#### By Defenseman

- 2 - eight times, last Denis Grebeshkov, 4/24/10 at Chicago

#### By Rookie

- 2 - Dan Hamhuis, 4/13/04 vs. Detroit

#### MOST ASSISTS BY OPPONENT

- 3 - Christian Ehrhoff, 4/25/06 at San Jose

### POINTS

#### MOST POINTS

- 4 - Paul Kariya (4a), 4/21/06 vs. San Jose
- 3 - David Legwand (1g-2a), 4/20/10 vs. Chicago

#### By Defenseman

- 2 - eight times, last Shea Weber (1g-1a), 4/26/10 vs. Chicago

#### By Rookie

- 2 - Alexander Radulov (1g-1a), 4/13/07 vs. San Jose
- Alexander Radulov (2g), 4/11/07 vs. San Jose
- Dan Hamhuis (2a), 4/13/04 vs. Detroit

#### MOST POINTS BY OPPONENT

- 3 - six times, last Jonathan Toews (1g-2a), Patrick Sharp (1g-2a) & Marian Hossa (3a), 4/26/10 vs. Chicago

### SPECIAL TEAMS

#### MOST POWER PLAY GOALS

- 1 - 13 times, last Jason Arnott, 4/26/10 vs. Chicago

#### MOST POWER PLAY GOALS AGAINST

- 2 - Patrick Marleau, 4/27/06 at San Jose

#### MOST SHORTHANDED GOALS

- 1 - four times, last Joel Ward, 4/24/10 at Chicago

#### MOST SHORTHANDED GOALS AGAINST

- 1 - Patrick Kane, 4/24/10 at Chicago
- Nicklas Lidstrom, 4/20/08 vs. Detroit
- Brendan Shanahan, 4/15/04 at Detroit

# PLAYOFFS

## INDIVIDUAL RECORDS - GAME/PERIOD

### SHOTS

#### MOST SHOTS

8 - Jason Arnott, 4/26/10 vs. Chicago

#### By Defenseman

7 - Shea Weber, 4/11/07 vs. San Jose

#### By Rookie

6 - Alexander Radulov, 4/11/07 vs. San Jose

#### MOST SHOTS BY OPPONENT

9 - Johan Franzen, 4/18/08 at Detroit

- Patrick Marleau, 4/11/07 vs. San Jose

- Jonathan Cheechoo, 4/23/06 vs. San Jose

### PENALTY MINUTES

#### MOST PENALTY MINUTES

15 - five times, last Scott Nichol,  
4/20/07 vs. San Jose

#### By Defenseman

10 - Kimmo Timonen, 4/10/04 at Detroit

#### By Rookie

15 - Alexander Radulov, 4/13/07 vs. San Jose

#### MOST PENALTY MINUTES BY OPPONENT

17 - Mike Grier, 4/13/07 vs. San Jose

### GOALTENDING

#### MOST SAVES

52 - Dan Ellis, 4/18/08 at Detroit

#### MOST GOALS ALLOWED

5 - Pekka Rinne, 4/24/10 at Chicago

- Tomas Vokoun, 4/11/07 vs. San Jose

- Chris Mason, 4/27/06 at San Jose

#### MOST PENALTY MINUTES

2 - Tomas Vokoun, 4/20/07 vs. San Jose

#### MOST SAVES AGAINST

39 - Evgeni Nabokov, 4/11/07 vs. San Jose

## INDIVIDUAL RECORDS - PERIOD

### GOALS

#### MOST GOALS

2 - Jason Arnott, 4/26/10 vs. Chicago (1st per.)

- Martin Erat, 4/24/10 at Chicago (3rd per.)

- J.P. Dumont, 4/16/10 at Chicago (3rd per.)

- J.P. Dumont, 4/13/07 vs. San Jose (2nd per.)

#### MOST GOALS AGAINST

2 - Henrik Zetterberg, 4/10/08 at Detroit  
(3rd per.)

- Patrick Marleau, 4/27/06 at San Jose  
(2nd per.)

### ASSISTS

#### MOST ASSISTS

3 - Paul Kariya, 4/21/06 vs. San Jose (1st per.)

#### MOST ASSISTS BY OPPONENT

2 - nine times, last Marian Hossa, Brent  
Seabrook & Patrick Sharp, 4/26/10 vs.  
Chicago (1st per.)

### POINTS

#### MOST POINTS

3 - Paul Kariya (3a), 4/21/06 vs. San Jose  
(1st per.)

#### MOST POINTS AGAINST

3 - twice, last Patrick Sharp (1g-2a),  
4/26/10 vs. Chicago (1st per.)

### SPECIAL TEAMS

#### MOST POWER PLAY GOALS

1 - 13 times, last Jason Arnott, 4/26/10 vs.  
Chicago (1st per.)

#### MOST POWER PLAY GOALS AGAINST

2 - Patrick Marleau, 4/27/06 at  
San Jose (2nd per.)

#### MOST SHORTHANDED GOALS

1 - four times, last Joel Ward, 4/24/10 at  
Chicago (2nd per.)

#### MOST SHORTHANDED GOALS AGAINST

1 - Patrick Kane, 4/24/10 at Chicago  
(3rd per.)

- Nicklas Lidstrom, 4/20/08 vs. Detroit  
(2nd per.)

- Brendan Shanahan, 4/15/04 at Detroit  
(1st per.)

### SHOTS

#### MOST SHOTS

4 - Jason Arnott, 4/26/10 vs.  
Chicago (1st per.)

- Ryan Suter, 4/18/10 at  
Chicago (3rd per.)

- Alexander Radulov, 4/12/08  
at Detroit (1st per.)

#### MOST SHOTS AGAINST

6 - Patrick Marleau, 4/11/07 vs.  
San Jose (1st per.)

- Brett Hull, 4/11/04 vs. Detroit (3rd per.)

### PENALTY MINUTES

#### MOST PENALTY MINUTES

15 - five times, last Scott Nichol,  
4/20/07 vs. San Jose (2nd per.)

#### MOST PENALTY MINUTES, OPPONENT

15 - Mike Grier, 4/13/07 vs.  
San Jose (3rd per.)

- Scott Hannan, 4/13/07 vs.  
San Jose (3rd per.)

### GOALTENDING

#### MOST SAVES

22 - Tomas Vokoun, 4/11/04 vs.  
Detroit (3rd per.)

#### MOST SAVES AGAINST

15 - Dominik Hasek, 4/12/08 at  
Detroit (1st per.)

- Vesa Toskala, 4/30/06 vs.  
San Jose (2nd per.)

#### MOST GOALS ALLOWED

4 - Pekka Rinne, 4/26/10 vs.  
Chicago (1st per.)



HOCKEY FIGHTS CANCER

SPONSOR



**MEDIA INFORMATION**

# MEDIA INFORMATION

## BRIDGESTONE ARENA

### PRESS INFORMATION

Inquiries about the Predators may be directed to Tim Darling (615-770-2380), Kevin Wilson (615-770-2335) or Jessica Jones (615-770-2347) of the club's communications department.

### CREDENTIALS

Season passes are issued to those members of the media who regularly cover the Nashville Predators. These passes will be honored for entrance to Bridgestone Arena and all working areas for all 2010-11 regular-season home games. Single-game credentials must be submitted by email on company letterhead to Kevin Wilson (kwilson@nashvillepredators.com) by 1:00 p.m. on the day prior to the game in question. Press box space is limited; for this reason, the Predators cannot guarantee credentials to those members of the media who request such passes after the deadline.

**Credentials will be issued only to representatives of legitimate news-gathering agencies, websites and blogs and will be confiscated if worn by members of the media whose names do not appear on the credential. Only credentialed members of the media are allowed to sit in the press box.**

### MEDIA ENTRANCE

All credentialed media may enter the media/Patrón Platinium Club entrance of Bridgestone Arena on Fifth Avenue. The entrance will be open three hours prior to face-off and credentials will be available at this entrance after it has been opened.

### PHOTOGRAPHERS

Accredited photographers may shoot from the photo boxes adjacent to the players' benches and other designated areas. Freelance photographers will not be permitted. Location assignments are issued by the Predators' communications department and coordinated with team photographer John Russell. **No roving passes will be issued.**

### PRESS BOX & RADIO/TV BOOTHS

The press box and radio/TV booths are located at the top of arena seats in sections 310 and 311 (southwest corner of Bridgestone Arena). All media should take the southwest corner freight elevator to the fourth level. The press box is equipped with monitors, telephones and wireless internet service.

### WIRELESS INTERNET SERVICE

Wireless internet service is available (free of charge) to media in the event-level media lounge and in the press box. The password can be attained through the Predators communications staff. For technical assistance, please contact Casey Millar at (615) 642-6203.

### PRE-GAME

The Predators' locker room corridor will be open until 90 minutes before each game. A representative from the Predators communications department will be present to assist members of the media wishing to interview players. Television and radio stations seeking live or taped pregame interviews must request the coach or player and state the specific interview time to media relations representatives AT OR BEFORE the game-day skate.

### POST-GAME

Head Coach Barry Trotz will be available in the event-level media lounge for his postgame press conference following each home game. The Predators' locker rooms will open no later than 10 minutes following the conclusion of the game. Transcriptions of both head coaches' postgame press conferences, as well as various Predators and visitors player quotes from the dressing rooms will be distributed to the media in a timely manner following each home game.

### MEDIA WORK ROOMS

Workrooms and pregame meals are available in the media dining area on the event level in the northwest corner of the arena. These rooms open three hours before the opening face-off. There is a second media lounge adjacent to sections 310 and 311. Statistical information, beverages and snacks will be available in the upper lounge during intermissions. **Credentials must be displayed at all times to gain access to all media areas.**

### PRACTICE SESSIONS

Locker rooms will open 10 minutes (maximum) after the conclusion of practice. In the event of a team meeting, the room will open at the conclusion of the meeting.

### BETWEEN-PERIOD TV INTERVIEWS

Requests are to be made before or during the morning skate. A communications representative will be on hand to assist with all requests.

### OFF-LIMITS

The medical room and shower and lavatory areas will be closed to all media. The main locker room will be open to the media. Media are not permitted to enter the coaches' offices unless escorted by a member of the Predators communications department.

### INJURY REPORTS

Predators General Manager David Poile, Head Coach Barry Trotz and communications personnel are the only Predators representatives who will offer comments on player injuries or injury updates.

# MEDIA INFORMATION

## BRIDGESTONE ARENA

### FINDING BRIDGESTONE ARENA

**From the west on I-40**, follow Nashville signs and exit on Broadway (209B). Turn left on Broadway and Bridgestone Arena will be on your right, between 6th and 5th avenues. **From the east on I-40**, follow I-40 West, take the Memphis fork, exit on Broadway (209A). Turn right on Broadway and Bridgestone Arena will be on your right, between 6th and 5th avenues. **From the north on I-65**, follow I-65 South to I-40 West. When I-40 splits, take I-40 East to the right. Take the Broadway exit (209B). Turn left on Broadway and Bridgestone Arena will be on your right, between 6th and 5th avenues. **From the south on I-65**, stay north on I-65 to I-40 West toward Memphis, exit on Broadway (209A). Turn right and Bridgestone Arena will be on your right between 6th and 5th avenues. **From the southeast** on I-24, follow I-24 West to I-40 West toward Memphis. Exit on Broadway (209A). Turn right and Bridgestone Arena will be on your right between 6th and 5th avenues. **From the northwest on I-24**, follow I-24 East to I-65 South to I-40 West. When I-40 splits, take I-40 East to the right. Take the Broadway exit (209B). Turn left on Broadway and Bridgestone Arena will be on your right, between 6th and 5th avenues.

### FINDING CENTENNIAL SPORTSPLEX

**From I-40 West (Airport)**, follow Memphis signs to I-440. Stay on I-440 until West End Avenue. Take a right off the exit ramp and stay on West End Avenue until 25<sup>th</sup> Avenue. Take a left on 25<sup>th</sup> and Centennial Sportsplex will be on your right. **From Downtown**, Broadway will turn into West End Avenue and follow until 25<sup>th</sup> Avenue. Turn right and Centennial Sportsplex will be on the right. Corner of Sixth Avenue & Broadway (501 Broadway)

### MISCELLANEOUS

<b>Executive Offices:</b>	Bridgestone Arena Corner of Sixth Avenue & Broadway (501 Broadway)
<b>Home Ice:</b>	Bridgestone Arena
<b>Seating Capacity:</b>	17,113
<b>Press Box:</b>	Sixth Avenue side
<b>Press Room:</b>	Fifth Avenue side
<b>Television Facilities:</b>	Sixth Avenue side
<b>Radio Facilities:</b>	Sixth Avenue side
<b>Media Entrance:</b>	Patrón Platinum Club (Fifth Avenue)
<b>Rink Dimensions:</b>	200 feet x 85 feet
<b>Ends and Sides of Rink:</b>	Athletica Plexiglass: corners - 8 feet, sides - 6 feet
<b>Club Colors:</b>	Blue, gold, silver, steel, orange
<b>Television Outlet:</b>	FOX Sports Tennessee (Nashville Comcast channel 28)
<b>Radio Outlets:</b>	WBUZ (102.9 FM)
<b>Press Box Phone:</b>	615-770-2165



## MEDIA INFORMATION

# BRIDGESTONE ARENA



Bridgestone Arena opened in December 1996 and has hosted more than 12 million guests. It has become Nashville's No. 1 venue for large-scale musical productions, as well as one of the nation's most highly-acclaimed entertainment and sports venues. Seating capacity is approximately 20,000 for concerts, 19,395 for basketball and 17,113 for Nashville Predators games.

Formerly known as the Nashville Arena, the Gaylord Entertainment Center and the Sommet Center, the building became Bridgestone Arena on February 23, 2010 after Bridgestone Americas Inc., which is headquartered in Nashville, entered into a multi-year naming-rights and marketing partnership with the Predators and Powers Management. Bridgestone Americas, Inc. (BSAM) is the U.S. subsidiary of Bridgestone Corporation, the world's largest tire and rubber company. BSAM and its subsidiaries develop, manufacture and market a wide range of Bridgestone, Firestone and associate brand tires to address the needs of a broad range of customers, including consumers, automotive and commercial vehicle original equipment manufacturers, and those in the agricultural, forestry and mining industries. The companies are also engaged in retreading operations throughout the Western Hemisphere and produce air springs, roofing materials, and industrial fibers and textiles. The BSAM family of companies also operates the world's largest chain of automotive tire and service centers.

A new state-of-the-art integrated scoring and video display system using the latest in sports videoboard technology was installed in the building in August 2007, and has been in operation for the past three seasons. Designed and constructed by ANC Sports in New York, the board is 100 percent LED-based and runs on a digital operating system, which also required a new control room to be built near the entrance tunnel to the arena bowl. The renovations were part of a more than \$4 million facelift to Bridgestone Arena during the summer of 2007.

The entrance to Bridgestone Arena is positioned on the corner of Broadway and Fifth Avenue facing the Ryman Auditorium, the original home of the Grand Ole Opry. The architects designed this as a tribute to Nashville's music roots.

The development of the arena exemplifies the city's changing persona and has been a catalyst for other projects in the surrounding area including the Country Music Hall of Fame, the downtown public library, the Frist Center for the Visual Arts and the Schermerhorn Symphony

Center. A number of downtown living options – including several new condominiums – continue to spring up in close proximity to Bridgestone Arena.

Initiated by Nashville Mayor Phil Bredesen and approved by the Metro/Davidson County Council in 1993, Bridgestone Arena uniquely embraces Nashville's heritage as "Music City, U.S.A." For the event planner, the spectator, the athlete and the performer, the arena is equipped to deliver the latest in high-quality, "user-friendly" features. A soundstage-quality rehearsal hall is a part of the facility, making the arena a perfect site for concert performers.

In addition to serving as the home of the Nashville Predators, Bridgestone Arena has hosted a wide variety of sporting events including the U.S. National Figure Skating Championships (1997), the NCAA Men's Basketball Tournament (2000, 2003 & 2005), the SEC Men's Basketball Tournament (2001, 2006, 2010), the SEC Women's Basketball Tournament (2002, 2004 & 2008) and the 2003 NHL Entry Draft. The venue has also been awarded the 2014 NCAA Women's Final Four, the 2011 and 2012 SEC Women's Basketball Tournaments and the 2013, 2015, 2016 and 2019 SEC Men's Basketball Tournament. It will also host the first and second rounds of the NCAA Men's Basketball Tournament again in 2012.

In May and June, 2010, Bridgestone Arena held several events to benefit relief efforts sparked by the devastating floods in the Nashville area. Efforts were highlighted by the June 22 "Nashville Rising" concert which saw \$2.2 million raised and performances by the likes of Taylor Swift, Miley Cyrus, Tim McGraw, Carrie Underwood and many more.

Other community events have included the annual Mayor's First Day Festival and the Country Freedom Concert benefiting the Salvation Army Disaster Relief Fund. The venue has also hosted the CMA Awards show the past four years (2006-09), which were broadcasted live to national audiences on network television.

Featured performers at Bridgestone Arena have included Beyonce, Garth Brooks, Coldplay, Justin Timberlake, Elton John, Billy Joel, Metallica, Celine Dion, Cher, Paul McCartney, Simon & Garfunkel, Bruce Springsteen, Eric Clapton, The Rolling Stones, Neil Diamond, Tina Turner, Alan Jackson, Keith Urban, Kenny Chesney as well as Tim McGraw and Faith Hill.



# MEDIA INFORMATION

## BRIDGESTONE ARENA

- Nominated for the Pollstar Concert Industry Venue of the Year award for three straight years (2007-09).
- Won 2008 Large Concert Venue of the Year Award from the International Entertainment Buyers Association and 2008 and 2009 Prime Site Award from *Facilities Magazine*.
- Winner of the 2009 Academy of Country Music Venue of the Year Award.
- Features a 22-story tower that (in its base) houses the Nashville Convention & Visitors Bureau Visitors' Center, the Tennessee Sports Hall of Fame, XM Radio studio/channel and a 70-seat theater.
- The Nashville Convention and Visitors Bureau (CVB) operates a state-of-the-art Visitor Information Center in the glass tower of Bridgestone Arena. The staffed center, which welcomes more than half a million visitors a year, is open seven days a week, with extended hours in the summer and during Bridgestone Arena events. In addition to literature, maps, discount coupons and general information, the center features exhibits, children's programming ideas, an on-line information station and a great selection of Nashville merchandise. For more information, visit [nashvillecvb.com](http://nashvillecvb.com).
- The Tennessee Sports Hall of Fame Museum is a 7,200-sq.-ft. facility located on the main level of Bridgestone Arena. The Museum features interactive games and displays such as a Nashville Predators showcase, a virtual reality one-on-one basketball game, a strength training apparatus used by Olympic swimmers, college football and basketball exhibits, NASCAR video games, two 30-seat theaters with sports videos and more.
- The 260-seat, 7,000 square-foot. Patrón Platinum Club is located on the lower suite level and is accessible from Fifth Avenue. A central kitchen and full catering facility serves the club as well as the suites and club seats. The fine-dining experience is open before and after games and hosts a number of banquets and receptions. To make reservations, call 615-770-2477.
- The 225-seat All-Inclusive Zone is at the south end Bridgestone Arena overlooking the ice. In addition, the club-level bar and grill on the building's west side has been upgraded to feature cafe-style tables and seating.
- Completed in November 2008, the FOX Sports Tennessee Zone is a sports bar located just off the main concourse. It hosts *Predators Live!* a post-game show featuring highlights and interviews. The FOX Sports Tennessee Zone features tabletop seating and flat-screen high-definition televisions.
- A 13,500 square-foot rehearsal hall is connected to Bridgestone Arena. The space, used by a number of touring acts, is available for rent.
- The Predators Pro Shop is located in the main lobby and is accessible from the entrance at Fifth and Broadway. For store hours and information, please call (615) 770-2434.
- Bridgestone Arena hosts Metro's Registry of Deeds (615-862-6790) and the Metro North Police precinct.
- From floor to ceiling, the highest point in the Bridgestone Arena reaches 130 feet (about the height of a 13-story building) with the roof covering eight acres.
- There are four levels of seating at the arena. Handicapped-accessible seating is available at every level and the building holds two escalators.
- Linked to the Nashville Convention Center by a climate-controlled underground pedestrian walkway, the building is able to accommodate large conventions and major national entertainment and sporting events.
- An attached parking garage includes 250 parking spaces for suiteholders, handicapped patrons and regular patron parking. There are more than 12,500 public parking spaces located within a 10-minute walk from the facility.

<b>ADDRESS:</b>	501 Broadway, Nashville, TN 37203 <a href="http://bridgestonearena.com">bridgestonearena.com</a>
<b>PHONE:</b>	615-770-2000
<b>COST:</b>	\$160 million
<b>ARCHITECT:</b>	HOK Sports, Kansas City, Missouri
<b>OWNERSHIP:</b>	Sports Authority, Metropolitan Government of Nashville and Davidson County
<b>SQUARE FOOTAGE:</b>	More than 1 million
<b>LUXURY SUITES:</b>	72 (42 lower, 30 upper)
<b>ARENA CLUB:</b>	The Patrón Platinum Club, located on the Lower Suite Level (7,000 square feet, seating for 260)

<b>BOX OFFICE:</b>	Located in main entrance (corner of Fifth and Broadway)
<b>PUBLIC RESTROOMS:</b>	47 public restrooms
<b>CONCESSION STANDS:</b>	23 concession stands located on three levels, including 130 point-of-sale locations
<b>PREDATORS PRO SHOPS:</b>	There are two – one near the main entrance and one near the south entrance of Bridgestone Arena

# MEDIA INFORMATION

## BRIDGESTONE ARENA

### FAN RELATIONS DEPARTMENT

The Nashville Predators fan relations department is dedicated to serving Predators fans and ensuring that the Predators experience is a positive one. Please feel free to email fan relations at [predators@nashvillepredators.com](mailto:predators@nashvillepredators.com), visit them at Guest Services located behind section 104 near the Bridgestone Arena Conference Rooms or phone them at 615-770-2355.

### TICKET INFORMATION/BOX OFFICE

Phone number: 615-770-PUCK (Predators Directory)

1-800-745-3000 (Ticketmaster)

[nashvillepredators.com](http://nashvillepredators.com)

[ticketmaster.com](http://ticketmaster.com)

Box Office Hours: Monday-Saturday, 10 a.m. -5 p.m.

Payment: Visa, Mastercard, American Express, Discover

### ATM MACHINES

ATM machines are located under the escalator in the main food court, outside sections 117 and 305 as well as near the Visitors Center.

### LOST AND FOUND

The Bridgestone Arena Lost and Found is located behind section 104 near the Bridgestone Arena Conference Rooms during games. After events, please call the security office (615-770-2050).

### MERCHANDISE

The Predators Pro Shop is located on the main concourse, while merchandise kiosks are located throughout the building. Call 615-770-2437 for Pro Shop hours on non-game days.



### WEBSITE

[Nashvillepredators.com](http://Nashvillepredators.com) is the definitive source for all things Nashville Predators. For everything from player/team features, recaps of events in the community and an interactive video player, visit the club's official website.

### ADA ACCESSIBLE PARKING AND SEATING

There is free limited ADA parking in Bridgestone Arena's Sixth Avenue garage with a permit. The Sixth Avenue garage will open one hour before the doors open. There is ADA seating available in every price range. Sitting in an ADA-designated seat without a ticket for that seat is strictly prohibited. All Bridgestone Arena restrooms are wheelchair accessible. For convenience, there are unisex-accessible restrooms located throughout Bridgestone Arena at sections 103, 109, 111, 117, 216, 312 and 322.

### SAFETY AND COURTESY

- There is serious risk and danger incidental to the game of hockey. Injury due to flying pucks and sticks that leave the playing area can happen at any point during the game, even during warm-ups.
- In order to keep play visible for those seated, all guests are asked to cooperate with ushers holding "Puck in Play" signs, and wait for stoppages in play before leaving or returning to the seating area.

### SEATING

- Patrons 24 months and older are required to have a ticket.
- Exit/re-entry into Bridgestone Arena is strictly prohibited.
- Smoking is prohibited and against the law inside Bridgestone Arena. Guests wishing to smoke may do so on the fourth level parking garage near section 313, or outside the south entrance to the building near section 113.
- Patrons must retain their ticket stubs and be ready to show them to the usher each time they re-enter the seating area.

### GENERAL

- Selling tickets on Bridgestone Arena property is strictly prohibited.
- Bottles, cans, food, beverages, coolers, laser pointers, beach balls, frisbees, shoes with wheels, noise makers, fireworks, illegal items, drugs and alcohol, video cameras, still cameras with lenses larger than 200 mm, weapons and dangerous devices of any kind are all strictly prohibited in Bridgestone Arena. All guests found with any of these items will be subject to ejection from the building.
- Banners over 2'x3' are prohibited, and no banners can be attached to any part of the building.
- Intoxicated patrons will not be allowed into Bridgestone Arena, and will be subject to ejection if found inside the building.
- All fans in Bridgestone Arena must be properly dressed at all times. Shirts and shoes are required at all times and clothing which include profanity are prohibited. Fans dressed inappropriately will be subject to ejection from the facility.

## MEDIA INFORMATION

# CENTENNIAL SPORTSPLEX



222 25th Avenue North, Nashville, TN 37203 • (615) 862-8480

The Thomas Frist Centennial Sportsplex is operated by the Metro Board of Parks and Recreation in Nashville. The facility was made possible by a landmark land exchange between Metro Parks and healthcare provider Hospital Corporation of America (HCA). The city exchanged 10 prime acres adjacent to Centennial Park for \$12 million. The money was used to build the Sportsplex.

The \$20 million, 145,000 square-foot Sportsplex features a tennis center, a fitness center, an aquatics center and two full-size ice rinks. The aquatics center, named after Olympian Tracy Caulkins, has been the site of numerous U.S. Senior and Junior National Swim Meets, the YMCA National Swim Meet and, to date, still holds one of the fastest times ever swam for the men's 50-meter freestyle, set in the inaugural swim meet in February 1990 by Olympian Tom Jager.

The ice arena is home to the Nashville Predators' practice facility which opened on February 1, 1999. The Sportsplex is also the home of the Predators' youth hockey school, summer development camp and training camp.

In addition, Centennial Sportsplex hosts adult hockey leagues, figure skating, numerous public sessions, figure skating competitions, ice shows, hockey tournaments and camps. In 1997, it was one of the sites for the USFSA National Championships.

The fitness center includes free weights and weight machines for complete workouts as well as daily aerobics classes.

Centennial Sportsplex offers instructional classes in skating, swimming and tennis, as well as public usage in each of those areas. The ice arena and aquatic area also offer special rates for parties, schools and group events. For further information, contact the Centennial Sportsplex at 615-862-8480.

# **MEDIA INFORMATION**

---

## **HOCKEY OPERATIONS**



### **ORDER OF SELECTION FOR 2011 ENTRY DRAFT**

The NHL's annual Draft Drawing is a weighted lottery system to determine the order of selection for the first 14 picks of the 2011 Entry Draft.

The 14 teams that did not qualify for the Stanley Cup Playoffs, or clubs that acquired those clubs' 2011 first-round draft picks, participate in the Drawing.

The Club selected in the drawing may not move up more than four positions in the draft order, thus only the five Clubs with the fewest regular-season points have the opportunity to receive the first overall selection.

No Club can move down more than one position as a result of the Draft Drawing.

In the first round of the 2011 Entry Draft, the order of selection is as follows:

- a) The first 14 selections, as determined by the Draft Drawing (see above);
- b) Clubs eliminated in the first two rounds of the 2011 Stanley Cup Playoffs, regular-season division winners excluded, in inverse order of points;
- c) Regular-season division winning clubs eliminated in the first two rounds of the 2011 Stanley Cup Playoffs, in inverse order of points;
- d) Clubs eliminated in the 2011 Conference Finals, in inverse order of points;
- e) Stanley Cup finalist
- f) Stanley Cup champion

In the second and subsequent rounds the order of selection is as follows:

- a) Non-playoff clubs in inverse order of points;
- b) Clubs eliminated in the first two rounds of the 2011 Stanley Cup Playoffs, regular-season division winners excluded, in inverse order of points;
- c) Regular-season division winning clubs eliminated in the first two rounds of the 2011 Stanley Cup Playoffs, in inverse order of points;
- d) Clubs eliminated in the 2011 Conference Finals, in inverse order of points;
- e) Stanley Cup finalist
- f) Stanley Cup champion

### **ELIGIBILITY FOR CLAIM**

- a) All players age 18 or older are eligible for claim in the Entry Draft, except:
  - i. A player on the Reserve List of a Club, other than as a try-out;
  - ii. A player who has been claimed in two prior Entry Drafts;
  - iii. A player who previously played in the League and became a Free Agent pursuant to this Agreement;
  - iv. A player age 21 or older who: (A) has not been selected in a previous Entry Draft and (B) played hockey for at least one season in North America when he was age 18, 19, or 20 and shall be eligible to enter the League as an Unrestricted Free Agent pursuant to Article 10.1(d); and 18
  - v. A player age 22 or older who has not been selected in a previous Entry Draft and shall be eligible to enter the League as an Unrestricted Free Agent pursuant to Article 10.1(d).

### **UNSIGNED DRAFT CHOICES**

- a) A player aged 18 or 19 who was selected in the first three rounds of the Entry Draft and who was not signed by his NHL Club may not be retained by the Club and must be returned to his junior Club no later than the day prior to the opening of the NHL regular season.
- b) A player aged 18 or 19 who was selected in the fourth or subsequent rounds who has not been signed by his NHL Club may not be retained by his Club and must be returned to his junior Club no later than the fourth day prior to the opening of the NHL regular season.

### **ENTRY LEVEL PLAYERS**

1. Players 18 through 21 years of age when signing their first contract must remain in the entry-level system for a period of three years; players age 22 and 23 when signing their first contract are in the entry level system for two years; while those age 24 when signing their first contract are in the entry level system for one year. Age is defined as the player's age on Sept. 15 of the calendar year in which he signs the contract, regardless of his actual age on the date he signs such contract.
2. In the event that a signed 18 or 19-year-old player does not play a minimum of 10 NHL games (regular season and/or playoffs) in his first season under contract, the term of his player contract and his number of years in the entry level system will be extended for a period of one year. The exception to this is a 19-year-old player who turns 20 years of age between Sept. 16 and Dec. 31 in his first contract year.
3. In the event that a player signs his first contract at age 18 and has had his Player Contract extended for one season already, and such player does not play at least 10 NHL games (regular season and/or playoffs) in the second season under that player's Player Contract, then the term of his Player Contract and his number of years in the Entry Level System shall be extended for one additional year.

# **MEDIA INFORMATION**

---

## **HOCKEY OPERATIONS**

### **23-MAN ROSTER**

There may be a maximum of 23 players on each Club's playing roster at any one time from the commencement of the NHL regular season through the trade deadline. Prior to the start of the season, each Club must submit to the NHL its "Opening Day Playing Roster" which shall be comprised of not more than 23 players. Each Club must have a roster of at least 20 players, composed of 18 skaters and two goaltenders. Players on Injured Reserve do not count in the 23-Man Roster limit.

### **INJURED RESERVE LIST**

In the event that a player is injured and a Club wishes to place him on the Injured Reserve List, the Club must follow these procedures.

1. A Club may place a player on the injured reserve list if such player is injured, disabled or ill and unable to perform his duties as a hockey player after having passed the Club's initial physical examination in that season.
2. A player who has an injury that renders him physically unable to play for a minimum of seven days after that date of the injury can be placed on the Club's Injured Reserve List. Once a player is placed on the injured reserve, the Club may replace said player on its NHL roster with another player. All determinations that a player has suffered an injury warranting injured reserve status must be made by the Club's medical staff and in accordance with the Club's medical standards.
3. A player placed on Injured Reserve is ineligible to compete in NHL games for a period of not less than seven days from the date of injury.
4. Players on Injured Reserve may attend Club meetings and meals, travel with the Club and participate in practice sessions.
5. Players on Injured Reserve are prohibited from appearing in games, participating in pre-game warm-ups with their Clubs, or dressing in game uniforms on game days.

### **REGULAR SEASON WAIVERS**

For purposes of Regular Waivers and Re-Entry Waivers, the five-year exemption for an 18-year-old skater and the four-year exemption for a 19-year-old skater shall both be reduced to three years commencing the first season that the 18 or 19-year-old skater plays in eleven NHL games or more. The next two seasons, regardless of whether the skater plays any NHL games in either season, shall count as the second and third years toward satisfying the exemption. For purposes of Regular Waivers and Re-Entry Waivers, the six-year exemption for an 18-year-old goalie and the five-year exemption for a 19-year-old goalie shall both be reduced to four years commencing the first season that the 18 or 19-year-old goalie plays in eleven NHL games or more. The next three seasons, regardless of whether the goalie plays any NHL Games in any of those three seasons, shall count as the next three years toward satisfying the exemption.

The first season in which a player who is age 20 or older plays in one-or-more professional games shall constitute the first year for calculating the number of years he is exempt from Regular Waivers and Re-Entry Waivers.

A Player 25 years old or older who plays in one-or-more professional games in any season shall be exempt from Regular Waivers and Re-Entry Waivers for the remainder of that season.

### **TIE-BREAKING PROCEDURES**

At the conclusion of the regular season, the standing of the teams in each Conference shall be determined in accordance with the following priorities in the order listed:

- a) First place in each of the three divisions seeded 1, 2, and 3.
- b) The higher number of points earned by the Club.
- c) The greater number of games won by the Club.
- d) The higher number of points earned in games against each other among two-or-more Clubs having equal standing under priority (b) and (c) \*\*
- e) The greater differential between goals scored for and against by Clubs having equal standing under priority (d).

\*\* NOTE: For the purpose of determining standing under priority (d) for two or more tied Clubs that have not played an even number of games with one or more of the other tied Clubs, the first game played in the city that has the extra game (the "odd game") shall not be included. When more than two Clubs are tied, the percentage of available points earned in games among each other (and not including any "odd games") shall be used to determine standing.

**ABDUCTION:** Movement of a joint away from the center of the body.

**AC JOINT (ACROMIOCLAVICULAR JOINT):** Joint of the shoulder where acromion process of the shoulder blade and the distal end of the collarbone meet; most shoulder separations occur at this point.

**ADDUCTION:** Movement of a joint toward the center of the body.

**ADHESION:** Abnormal adherence of collagen fibers to surrounding structures during immobilization following trauma or as a complication of surgery which restricts normal elasticity of the structures involved; or scar tissue which forms after trauma or surgery which can restrict normal motion.

**AEROBIC:** Exercise in which energy needed is supplied by oxygen inspired and is required for sustained periods of vigorous exercise with a continually high pulse rate.

**ANABOLIC STEROIDS:** Steroids that promote tissue growth by creating protein in an attempt to enhance muscle growth. The main anabolic steroid is testosterone (male sex hormone).

**ANAEROBIC:** Exercise without the use of oxygen as an energy source; short bursts of vigorous exercise.

**ANTERIOR CRUCIATE LIGAMENT (ACL):** A primary stabilizing ligament within the center of the knee joint that prevents hyperextension and excessive rotation of the joint. A complete tear of the ACL necessitating reconstruction could require up to 12 months of rehabilitation.

**ANTI-INFLAMMATORY:** Any agent which prevents inflammation, such as aspirin or ibuprofen.

**ARTERIOGRAM:** A film demonstrating arteries after injection of a dye.

**ARTHOGRAM:** X-ray technique for joints using air and/or dye injected into the affected area; useful in diagnosing meniscus tears of the knee and rotator cuff tears of the shoulder.

**ARTHROSCOPE:** An instrument used to visualize the interior of a joint cavity.

**ARTHROSCOPY:** A surgical examination of the internal structures of a joint by means of observation through an arthroscope. An arthroscopic procedure can be used to remove or repair damaged tissue or as a diagnostic procedure in order to inspect the extent of any injury or confirm a diagnosis.

**ATROPHY:** To shrivel or shrink from disuse; as in muscular atrophy.

**BAKER'S CYST:** Localized swelling of a bursa sac in the back of the knee as a result of fluid that has escaped from the knee capsule. A Baker's cyst indicates that there is a trauma inside the knee joint that leads to excessive fluid production.

**BONE SCAN:** An imaging procedure in which a radioactive-labeled substance is injected into the body to determine the status of a bone injury. If the radioactive substance is taken up by the bone at the injury site, the injury will show as a 'hot spot' on the scan image. The bone scan is particularly useful in the diagnosis of stress fractures.

**BURSA:** A fluid-filled sac located in areas where friction is likely to occur. The bursa sac minimizes the friction, for example, between a tendon and bone.

**CARTILAGE:** Smooth, slippery substance preventing two ends of bones from rubbing together and grating. Most joints use this to cover bones next to each other. A meniscus is made of cartilage.

**CAT SCAN (COMPUTERIZED TOMOGRAPHY):** Use of a computer to produce a cross-sectional view of the anatomical part being investigated from x-ray data.

**CHONDROMALACIA:** Roughening of the articular cartilage. Best known for the roughening of the underside of the kneecap, which can occur in any kneecap injury.

**CLAVICLE:** Collarbone; the bone connecting the breastbone with the shoulder blade.

**COCYX:** The 'tailbone,' a group of four vertebrae that are fused together to form a small triangular bone, located at the terminal end of the spine.

**CONCUSSION:** Jarring injury of the brain resulting in dysfunction. It can be graded as mild, moderate or severe, depending on loss of consciousness, amnesia and loss of equilibrium.

**CONTUSION:** An injury to a muscle and tissues caused by a blow from a blunt object.

**CORTICOSTEROIDS:** Used to suppress joint inflammation and inflammation in a bursa or near tendons.

**CRYOTHERAPY:** A treatment with the use of cold.

**CYST:** Abnormal sac containing liquid or semi-solid matter.

**DEGENERATIVE JOINT DISEASE:** Changes in the joint surfaces as a result of repetitive trauma and 'wear and tear'.

**DELTOID LIGAMENT:** Ligament that connects the tibia to bones of the medial aspect of the foot and is primarily responsible for stability of the ankle on the medial side. Is sprained less frequently than other ankle ligaments.

**DELTOID MUSCLE:** Muscles at the top of the arm, just below the shoulder, responsible for shoulder motions in the front, side and back.

**DISC INTERVERTEBRAL:** A flat, rounded plate between each vertebrae of the spine. The disc consists of a thick fiber ring which surrounds a soft gel-like interior. It functions as a cushion and shock absorber for the spinal column.

**DISLOCATION:** Complete displacement of joint surfaces.

**ELECTROMYOGRAPH (EMG):** Test to determine nerve function.

**EPICONDYLITIS:** Inflammation in the elbow due to overuse. Common in tennis players (outer part of elbow) and golfers (inner part of elbow).

**ETIOLOGY:** Study of the cause of injury and disease.

**EXTENSION:** Action of straightening of a joint as achieved by an extensor muscle.

**FASCIA:** A connective tissue sheath consisting of fibrous tissue and fat which unites the skin to the underlying tissue.

**FAT PERCENTAGE:** The amount of body weight that is adipose, fat tissue. Fat percentage can be calculated by underwater weighing, measuring select skinfold thickness or by analyzing electrical impedance.

**FEMUR:** Thighbone; longest bone in the body.

**FIBULA:** Smaller of the two bones in the lower leg; runs from the knee to the ankle along the outside of the lower leg.

**FLEXIBILITY:** The ability of muscle to relax and yield to stretch forces.

**FRACTURE:** Breach in continuity of a bone. Types of fractures include simple, compound, comminuted, greenstick, incomplete, impacted, longitudinal, oblique, stress or transverse.

**GLENOHUMERAL:** The shoulder girdle; consists of the glenoid capsule, head of the humerus and labrum.

**GLENOID:** Cavity of the scapula into which the head of the humerus fits to form the shoulder girdle.

**GLENOID LABRUM:** A rim of fibrocartilaginous tissue attached around the margin of the glenoid fossa.

**GRADE ONE INJURY:** A mild injury in which ligament, tendon or other musculoskeletal tissue may have been stretched, but not torn or otherwise disrupted.

**GRADE TWO INJURY:** A moderate injury in which musculoskeletal tissue has been partially, but not totally torn, causing appreciable limitation in function of the injured tissue.

**GRADE THREE INJURY:** A severe injury in which tissue loss has been significant, and in many cases, totally torn or otherwise disrupted, causing a virtual loss of function.

**GROIN:** Junction of the thigh and abdomen, location of muscles that rotate, flex and adduct the hip.

**HAMMER TOE:** Condition when the first digit of a toe is at a different angle that the remaining digits of the same toe.

**HAMSTRING:** Category of muscle that runs from the buttocks to the knee along the back of the thigh. It functions to flex the knee and is often times injured as a result of improper conditioning or lack of muscle flexibility.

**HEMARTHROSIS:** Accumulation of blood within a joint as a result of an acute injury.

**HEMATOMA:** Mass produced by an accumulation of coagulated blood in a cavity or in soft tissues.

**HIP POINTER:** Contusion to the iliac crest.

**HYDROTHERAPY:** Treatment using water.

**HYPEREXTENSION:** Extreme extension of a limb or body part.

**ILIOBIAL BAND:** A thick, wide fascial layer that runs from the iliac crest to the knee joint on the outside of the thigh.

**INFLAMMATION:** The body's natural response to injury in which the injury site might display various degrees of pain, swelling, heat, redness and/or loss of function.

**ISOMETRIC CONTRACTION:** Muscular contraction in which tension is developed but no mechanical work is done.

**LABRUM (LABRUM GLENOIDALE):** The cartilage of the glenoid cavity in the shoulder. A lip-edged or lip-like structure.

**LATERAL COLLATERAL LIGAMENT (LCL):** Ligament of the knee along the outer aspect that connects the femur to the fibula. It provides lateral stability to the joint.

**LIGAMENT:** Band of fibrous tissue that connects bone to bone or bone to cartilage and supports and strengthens joints.

**MAGNETIC RESONANCE IMAGING (MRI):** Imaging procedure in which a radio frequency pulse causes certain electrical elements of the injured tissue to react to this pulse and through this process a computer display and permanent film establish a visual image. MRI does not require radiation and is very useful in the diagnosis of soft tissue, disc and meniscus injuries.

**MEDIAL COLLATERAL LIGAMENT (MCL):** Ligament of knee along the inner aspect that connects the femur to the tibia.

**MENISCUS:** Crescent-shaped cartilage, usually pertaining to the knee joint; also known as cartilage. There are two menisci in the knee—medial and lateral. These work to absorb weight within the knee and provide stability.

**METACARPALS:** Five long bones of the hand, joining the fingers to the wrist.

**METATARSALS:** Five long bones of the foot, running from the ankle to the toes.

**MYOSITIS:** Inflammation of a muscle.

**ORTHOTIC:** Any device applied to or around the body of physical impairment of disability. Commonly used to control foot mechanics.

**OSTEOCHONDRITIS DESSICANS:** A piece of bone and/or cartilage loosened from its attachment after trauma and a cause of a lesion.

**OSTEOMYELITIS:** An inflammatory disease of bone caused usually by infection with streptococcus or staphylococcus bacteria.

**PATELLA:** The kneecap. The patella functions to protect the distal end of the femur as well as increase the mechanical advantage and force generating capacities of the quadriceps muscle group.

**PLANTAR FASCIITIS:** Inflammation of the plantar (a thick tissue on the bottom of the foot which helps create the arch) fascia; associated with overuse or acute foot injury.

**POSTERIOR CRUCIATE LIGAMENT (PCL):** A primary stabilizing ligament of the knee that provides significant stability and prevents displacement of the tibia backward within the knee joint. A complete tear of this ligament necessitating reconstruction could require up to 12 months of rehabilitation.

**QUADRICEP MUSCLES:** A group of four muscles of the front thigh that run from the hip and form a common tendon at the patella; they are responsible for knee extension.

**RADIUS:** Bone in the forearm from elbow to the thumb side of the wrist.

**RECONSTRUCTION:** Surgical rebuilding of a joint using natural, artificial or transplanted materials.

**ROTATOR CUFF:** Comprised of four muscles in the shoulder area that can be irritated by overuse. The muscles are the supraspinatus (most commonly injured), infraspinatus, teres minor and subscapularis.

**SACROILIAC:** Junction of the sacrum, the lower back bone, with the pelvis.

**SACRUM:** Group of five fused vertebrae located just below the lumbar vertebrae of the lower back, which form part of the pelvis.

**SCAPULA:** Shoulder blade.

**SCIATIC:** Irritation of the sciatic nerve resulting in pain or tingling running down the inside of the leg.

**SCIATIC NERVE:** Major nerve that carries impulses for muscular action and sensations between the low back and thigh and lower leg; it is the longest nerve in the body.

**SHIN SPLINT:** A catch-all syndrome describing pain in the shin that is not a fracture or tumor and cannot be defined otherwise.

**SPLEEN:** Large, solid organ responsible for the normal production and destruction of blood cells located under the left rib cage.

**SPONDYLOSIS:** Abnormal vertebral fixation or immobility.

**SPRAIN:** Injury resulting from the stretching or twisting of the joint and causes various degrees of stretching or tearing of a ligament or other soft tissue at the joint.

**STRAIN:** Injury resulting from a pulling or torsion to the muscle or tendon that causes various degrees of stretching or tearing to the muscle or tendon tissue.

**STRESS FRACTURE:** A hair-line type of break in a bone. Caused by overuse.

**SUBLUXATION:** Partial dislocation of a joint. The term usually implies that the joint can return to a normal position without formal reduction.

**SYNOVIAL FLUID:** Lubricating fluid for joints and tendons, produced in synovium, or the inner lining of a joint.

**SYNOVITIS:** Inflammation of the synovial lining of a joint.

**TALUS:** The ankle bone that articulates with the tibia and fibula to form the ankle joint.

**TARSALS:** Group of seven bones of the foot consisting of the calcaneus, talus, cuboid and three cuneiform bones.

**TENDINITIS:** Inflammation of the tendon and/or tendon sheath, caused by chronic overuse or sudden injury.

**TENDON:** Tissue that connects muscle to bone.

**TENOSYNOVITIS:** Swelling or inflammation of a tendon sheath caused by calcium deposits, repeated strain or trauma.

**TIBIA:** Shin bone; larger of the two bones of the lower leg and is the weight-bearing bone of the shin.

**TRANS CUTANEOUS ELECTRICAL NERVE STIMULATOR (TENS):** An electrical modality that sends a mild current through pads at the injury site which stimulates the brain to release the natural analgesic endorphin.

**TRANSVERSE PROCESS:** Small lateral projection off the right and left side of each vertebrae that functions as an attachment site for muscles and ligaments of the spine.

**TRICEPS:** Muscle of the back of the upper arm, primarily responsible for extending the elbow.

**ULNA:** Inner bone of the forearm that runs from the tip of the elbow to the little finger side of the wrist.

**ULNAR NERVE:** Nerve in the elbow commonly irritated from excessive throwing.

**ULTRASOUND:** An electrical modality that transmits a sound wave through an applicator into the skin to the soft tissue in order to heat the local area for relaxing the injured tissue and/or disperse edema.

**"WIND KNOCKED OUT":** Syndrome describing a contraction of the abdominal nerve trunk, the solar plexus, as a result of an abdominal contusion.

THE ABOVE INFORMATION COMES COURTESY OF THE PHILADELPHIA FLYERS.

# VANDERBILT MEDICAL STAFF



## Vanderbilt Sports Medicine

Vanderbilt Sports Medicine is the most comprehensive sports medicine service in Middle Tennessee. Its highly trained team cares for all athletic injuries and specializes in knee and shoulder injuries to all recreational and competitive athletes. Patients at Vanderbilt Sports Medicine benefit from a staff of sports medicine-trained physicians, a state-of-the-art facility, and the support and resources of the Vanderbilt Medical Center. The Vanderbilt Sports Medicine team shares a common commitment to professional and personal excellence. All physicians on staff are fellowship trained in sports medicine.

VSM's goal is to provide patients with the highest standard of care possible. Patients receive an individualized treatment and rehabilitation program designed to return them to their previous level of activity as quickly and safely as possible. The Vanderbilt Sports Medicine Center is dedicated to excellence in patient care, research, education, and sports medicine.

Vanderbilt Sports Medicine's mission is to improve the lives of our athletes and patients through excellence in science, education and clinical skill.



**JOHN E. KUHN, M.D.**  
HEAD TEAM PHYSICIAN AND  
ORTHOPAEDIC SURGEON

John (Jed) Kuhn, M.D., is an Associate Professor at Vanderbilt and Chief of Shoulder Surgery at Vanderbilt Sports Medicine and Shoulder Surgery. He also serves as a head physician for the Nashville Predators and a team physician with Vanderbilt University.

Dr. Kuhn received his medical training and completed his orthopaedic residency at the University of Michigan before travelling to Vail, Colo., where he served as a fellow in Orthopaedic Sports Medicine and Shoulder Surgery at the prestigious Steadman-Hawkins Clinic.

He has served as team physician for the University of Michigan, the USA Hockey National Team Development Program, the U.S. Olympic Committee and the Nashville Sounds baseball team. Dr. Kuhn is a fellow of the American Academy of Orthopaedic Surgeons, is an active member of the American Orthopaedic Association, the American Orthopaedic Society for Sports Medicine, the Arthroscopy Association of North America, and is the only member of the American Shoulder and Elbow Surgeons in the State of Tennessee.

Dr. Kuhn also serves as a consulting physician for both the NFL and NHL players associations. Dr. Kuhn and his wife, Janet, have three children: Andrew, Hobe and Katie.



**PAUL J. RUMMO, D.O.**  
HEAD TEAM PHYSICIAN AND INTERNAL  
MEDICINE PHYSICIAN

Paul J. Rummo, D.O. is an Assistant Professor with the Department of Orthopaedics and Rehabilitation at Vanderbilt University Medical Center. He is the Medical Director for Vanderbilt Orthopaedics Cool Springs. Dr. Rummo serves as Head Team Physician for the Nashville Predators as well as Team Physician for Vanderbilt University.

Dr. Rummo is a graduate of the University of New England College of Osteopathic Medicine. He completed his Internal Medicine residency at Memorial Health Care in Worcester, Massachusetts, followed by a fellowship in primary care sports medicine at Vanderbilt University Medical Center.

Dr. Rummo is a diplomat of the American Board of Internal Medicine and holds a Certificate of Added Qualifications in primary care sports medicine. He is a member of the American Medical Society for Sports Medicine and the American College of Sports Medicine.

His clinical interests include treatment of all athletic injuries and non-surgical orthopaedic problems in patients of all ages.



## ***MEDIA INFORMATION***

# ***VANDERBILT MEDICAL STAFF***



**STEPHANE BRAUN, M.D.**  
PLASTIC SURGEON



**JAMES L. CAREY, M.D.**  
ASSISTANT TEAM PHYSICIAN AND  
ORTHOPAEDIC SURGEON



**CHARLES L. (CHARLIE) COX,  
M.D., M.P.H.**  
ASSISTANT TEAM PHYSICIAN AND  
ORTHOPAEDIC SURGEON



**ALEX B. DIAMOND, D.O.**  
ASSISTANT TEAM PHYSICIAN AND  
SPORTS MEDICINE PRIMARY CARE  
PHYSICIAN



**JOSEPH L. FREDI, M.D.**  
TEAM CARDIOVASCULAR PHYSICIAN  
& SURGEON



**KEVIN HAGAN, M.D.**  
TEAM PLASTIC SURGEON



**MARK MELSON, M.D.**  
ASSISTANT TEAM OPHTHALMOLOGIST



**BLAIR SUMMITT, M.D.**  
TEAM PLASTIC SURGEON



**WESLEY THAYER, M.D.**  
TEAM PLASTIC SURGEON



**CRISTIN M. WALLACE, D.D.S.**  
TEAM DENTIST



**DANIEL S. WEIKERT, M.D.**  
HEAD TEAM OPHTHALMOLOGIST



**JASON WENDEL, M.D.**  
TEAM PLASTIC SURGEON

## HOW TO FIGURE

**Assist:** An assist is awarded to the player or players (maximum of two) who touched the puck prior to the goal, provided no defender plays or possesses the puck in between.

**Game played:** A player receives credit for playing in a game if: i) he steps on the ice during time played or; ii) serves any penalty.

**Game-winning goal:** After the final score has been determined, the goal which leaves the winning club one goal ahead of its opponent is the game-winning goal (example: if Team A beats Team B 8-3, the player scoring the fourth goal for Team A receives credit for the game-winning goal).

**Goal:** A goal is awarded to the last player on the scoring club to touch the puck prior to the puck entering the net.

**Goals-against average:** Multiply goals allowed (GA) by 60 and divide by minutes played (MINS).

**Goaltender:** A goaltender receives a "W" for a win in regulation, overtime or shootout; an "L" for a loss in regulation; or an "OT" for a loss in overtime or shootout.

**Penalty-killing pct.:** Subtract total number of power-play goals allowed from total number of shorthanded situations to get total number of power-plays killed. Divide the total number of power-plays killed by the total number of shorthanded situations.

**Plus-minus:** A player receives a "plus" if he is on the ice when his club scores an even-strength or shorthanded goal. He receives a "minus" if he is on the ice for an even-strength or shorthanded goal scored by the opposing club. The difference in these numbers is considered the player's plus-minus statistic.

**Power-play goal:** A goal scored by a club while it has a manpower advantage due to an opponent's penalty. Following are some examples of what is and is not considered a power-play goal:

- if a club has an advantage on a minor penalty starting at 2:02 of the period and it scores at 4:02, the goal is not a power-play goal.
- if a club scores on a delayed penalty, the goal is not a power-play goal.
- if a club has an advantage due to a five-minute major or match penalty, that club is always credited with having one more advantage than the number of power-play goals it scores during that advantage, because the penalty does not expire. A new advantage begins after each power-play goal. For example, if Team A scores three goals during a major penalty, it is credited with four advantages.
- if a club is on a power-play for any length of time, it is considered to have had an advantage.
- if a minor penalty is incurred by a club on a power-play due to a major penalty, a new advantage is given to that club when its minor penalty expires, provided the opponent's major penalty is still in effect.

**Power-play percentage:** Total number of power-play goals divided by total number of power-play opportunities.

**Save percentage:** Subtract goals allowed (GA) from shots against (SA) to determine saves. Then divide saves by shots-against.

**Shooting percentage:** Divide the number of goals scored by the number of shots taken.

**Shorthanded goal:** A goal scored by a club while it is at a manpower disadvantage. The same cases apply for shorthanded as for power-play goals, but in the opposite manner.

**Shot on goal:** If a player shoots the puck with the intention of scoring and if that shot would have gone in the net had the goaltender not stopped it, the shot is recorded as a "shot on goal."

**Shutout:** If two goaltenders combine for a shutout, neither receives credit for the shutout. Instead it is recorded as a club shutout.

**Tenths of a second:** If a penalty or goal occurs in the last minute, the time is rounded off to the previous second (ex: if a penalty is called with 12.4 seconds left in a period, the time is indicated as 19:47 and not 19:48.)

**Coaches' record:** A coach receives a "W" for a win in regulation, overtime or shootout; an "L" for a loss in regulation; or an "OT" for a loss in overtime or shootout.

**\*\* NOTE:** No individual skater/goaltender statistics apply for the shootout

### NAME & LOGO



The Predators unveiled their logo, a saber-toothed tiger, in Nashville's downtown First American Center on September 25, 1997, 26 years after a fang and foreleg bone of a saber-toothed tiger were found in a cave just below the building's address.

In May of 1971, excavation began at the downtown Nashville site of what today is the 28-story Regions Center. Construction workers drilled through 20 feet of solid rock before coming to a soft muddy area. Further digging revealed a cave containing the nine-inch fang and a foreleg bone of a saber-toothed tiger, extinct for at least 10,000 years.

Radiocarbon tests on the specimen revealed that it could have possibly been one of the last of its breed to exist. Scientists believe that some time during the last glacial period (15,000-80,000 years ago) part of the cave was the den of the saber-toothed tiger.

The discovery, made in August 1971, marks only the fifth of its kind in North America. The cave, located beneath the building, is preserved under concrete for historic and educational purposes.

The saber-toothed tiger logo was co-designed by JDK Design of Burlington, Vermont and Dye, Van Mol & Lawrence of Nashville.

The naming of the Predators is a direct reflection of the fans of Nashville and their choice.

On September 27, 1997, Nashville's NHL expansion team hosted the Ice Breaker Bash to launch a season ticket campaign that would ultimately sell over 12,000 season tickets in just six months.

During the Bash and through focus groups and related surveys, fans selected the name "Predators" by an overwhelming two-to-one margin over the second choice. On November 13, 1997, in front of 3,000 enthusiastic fans at The Wildhorse Saloon in downtown Nashville, the saber-toothed tiger logo was unveiled for the first time with the Predators insignia attached to it.

On February 12, 1998, Head Coach Barry Trotz and Assistant Coach Paul Gardner unveiled the Predators' inaugural home and away jerseys in front of 2,000 fans at Cool Springs Galleria.

On November 21, 2001, the Predators debuted a third jersey in a 4-3 win against the Chicago Blackhawks at Bridgestone Arena. The jersey featured an "animated" saber-tooth tiger logo on the crest and tiger skulls on the shoulders. It was retired following the 2006-07 season.

For the 2007-08 season, the Predators, along with the other 29 NHL teams, introduced the Rbk EDGE Uniform System to further meet the performance demands of today's player. The uniforms were the result of more than two years of research and testing by Reebok, and they feature technologically advanced materials and fabrics that are more breathable, more water-resistant, more comfortable and more compatible with equipment. The implementation of the Rbk EDGE Uniform System marked the first time in the history of North American professional sports that a uniform innovation was introduced League-wide.

The Predators would debut a second third jersey on November 27, 2009 against the St. Louis Blues. The sweaters, which will be worn on select home dates during the 2010-11 season, feature a vintage-inspired lace-up front, a subtle checkerboard pattern lining the bottom of the jersey, and a bolder and more simplified color scheme. This new color scheme is evident in the Pred-head logo, including colors such as Nashville steel, navy blue, silver, white, and a glowing eye, all changes from its predecessor.

## NASHVILLE HOCKEY HISTORY

In the spring of 1962, a small group of businessmen led by David Patterson put up \$125,000 to place a team in the Eastern Hockey League. The Dixie Flyers, named after a passenger train said to be the oldest in the South, were placed in the nine-team league. The purple-and-gold colored Flyers played their first regular-season home game (a 2-0 loss to Knoxville) on Oct. 27, 1962 at the Municipal Auditorium. The Flyers endured a rough opening season, winning 16 games and qualifying for the playoffs, only to be swept in three games by Greensboro. However, it didn't take long for the Flyers to make their presence felt.

After losing in the 1965 Finals, the Flyers went on to win EHL Walker Cup championships in 1966 and 1967, the only two professional ice hockey titles in the city's history. John McLeellan, who went on to coach the Toronto Maple Leafs, coached the Flyers. The Flyers swept each of their three playoff series' in 1966. They won the championship by going 11-0 in the playoffs and becoming the first team in minor league ice hockey ever to march through the playoffs undefeated.

In 1967, Patterson's group sold the team to a business group headed by Mark Parrish. The Cinderella '69 team reached the Finals, but lost in seven tough games to the Clinton (N.Y.) Comets in the Walker Cup Finals. Shortly after, the Flyers' attendance slipped dramatically. Barely able to scrape up enough funds to start the 1970-71 campaign, the Flyers folded following the season.

Hockey returned to Nashville when baseball guru Larry Schmittou, who brought minor league baseball back to Nashville in 1978 after a 15-year absence, did the same for hockey in July 1981. Thus the South Stars were founded, a team that played in the Central Hockey League and had the Minnesota North Stars as its NHL affiliate. The logo was a hockey player swinging a guitar representing the Music City while using yellow, orange and green.

The 1981-82 team finished fourth in its division and lost to Wichita, 3-0, in the first round of the playoffs. Gene Ubricco, who went on to coach the NHL Pittsburgh Penguins and 1992 Italian Olympic team, coached the Stars.

Under new ownership (Randy Van Meter), the Stars pulled out of the CHL in 1982 and entered the old Atlantic Coast Hockey League (ACHL), playing teams geographically closer to Nashville. The Stars finished 11-43-4 and suffered through a season of low attendance. They began the following season, only to fold in December 1983.



Nashville South Stars  
CHL/ACHL  
1978-83



Nashville Knights  
ECHL  
1989-96



Nashville NightHawks  
CHL  
1996-97



Nashville Ice Flyers  
CHL  
1997-98

Two Knoxville wrestling promoters, Bob Polk and Ron Fuller, rescued the sport five years later. They purchased an East Coast Hockey League franchise in January 1989. The Knights, with popular ex-South Stars player Archie Henderson as coach, attracted an astonishing 150,000 fans their first season (1989-90). While wearing red and blue uniforms adorned with the logo of a knight's mask, they made the playoffs but lost in the first round. During the 1990-91 season, Peter Horachek, current Predators assistant coach, served as the Knights' head coach and director of hockey operations.

The Knights went through three ownership changes in their seven-year history. They twice went to the semifinals of the ECHL playoffs - in 1993 under ex-NHL standout and coach Nick Fotiu, and in 1995 under coach Mark Kumpel.

Perhaps the top Knights highlight came during the 1992-93 season when Trevor Jobe scored what is still a minor hockey league record 85 goals, with 76 assists, for 161 points and 12 hat tricks in his MVP season.

In the spring of 1996, after failed negotiations for a lease agreement with the Auditorium, the Knights departed to Pensacola, Fla. There, they were renamed the Ice Pilots.

Hockey was revived again with the arrival of the NightHawks in the fall of 1996. The Central Hockey League team only won 12 games, the worst in CHL history. The red-and-blue NightHawks' logo was a hawk showing its claws. Nashvillean Mike Friedman purchased the team in the summer of 1997. In a renewed salute to the old Dixie Flyers, Friedman changed both the name to the Ice Flyers and the colors to blue and gray. David Lohrie led the team to a 41-win season and a second-place finish in the CHL East and was named coach of the year. The team lost in the semi-finals to the eventual CHL Champ Columbus in April 1998. The impending arrival of the Predators led Friedman to move the franchise to Albany, Ga.

This closed the book on three separate chapters, a combined 21 years, of minor league hockey in Nashville, starting and ending with the team named the Flyers. Former Predators President Jack Diller is well aware and appreciative of Nashville's hockey pioneers. "The team and sport obviously made a significant impact on many people here in Middle Tennessee. Other teams such as the South Stars, Knights, NightHawks and Ice Flyers also enjoyed varying degrees of success - all of which helped fuel the excitement for the NHL and arrival of the Predators," Diller said.

Excerpted from "Hockey in Nashville before the Predators," written by hockey historian Harold Huggins and originally printed in the *Predators Press: Commemorative Issue*, October 10, 1998.



# ***TRAINING CAMP***

# TRAINING CAMP

## 2010 TRAINING CAMP ROSTER

#	FORWARDS (31)	Height	Weight	Shoots	Place of Birth	Birthdate	2009-10 Team
28	Jonas Andersson	6-3	204	L	Stockholm, Sweden	2/24/81	Dynamo Minsk (KHL)
56	Taylor Beck	6-2	205	R	St. Catharines, Ont.	5/13/91	Guelph (OHL)
3	Wade Belak	6-5	222	R	Saskatoon, Sask.	7/3/76	Nashville (NHL)
57	Gabriel Bourque	5-9	185	L	Rimouski, Que.	9/23/90	Baie-Comeau (QMJHL)/Moncton (QMJHL)
71	J.P. Dumont	6-1	205	L	Montreal, Que.	4/1/78	Nashville (NHL)
10	Martin Erat	6-0	200	L	Trebic, Czech Rep.	8/29/81	Nashville (NHL)
45	Ryan Flynn	6-2	216	R	St. Paul, Minn.	3/22/88	U. of Minnesota (WCHA)/Milwaukee (AHL)
5	Blake Geoffrion	6-1	192	L	Plantation, Fla.	2/3/88	U. of Wisconsin (WCHA)/Milwaukee (AHL)
9	Marcel Goc	6-1	202	t	Calw, Germany	8/24/83	Nashville (NHL)
24	Matt Halischuk	5-11	185	R	Toronto, Ont.	6/1/88	New Jersey (NHL)/Lowell (AHL)
27	Patric Hornqvist	5-11	188	L	Sollentuna, Sweden	1/1/87	Nashville (NHL)
58	Linus Klasen	5-8	176	L	Stockholm, Sweden	2/19/86	Sodertalje (Sweden)
74	Sergei Kostitsyn	6-0	210	L	Novopoltovsk, Belarus	3/20/87	Montreal (NHL)/Hamilton (AHL)
55	Michael Latta	5-11	207	R	Kitchener, Ont.	5/25/91	Guelph (OHL)/Milwaukee (AHL)
11	David Legwand	6-2	204	L	Detroit, Mich.	8/17/80	Nashville (NHL)
21	Jamie Lundmark	6-0	197	R	Edmonton, Alta.	1/16/81	Calgary (NHL)/Abbotsford (AHL)/Toronto (NHL)
15	Matthew Lombardi	5-11	195	L	Montreal, Que.	3/18/82	Phoenix (NHL)
53	Chris Mueller*	5-10	180	R	West Seneca, N.Y.	3/6/86	Milwaukee (AHL)/Cincinnati (ECHL)
16	Cal O'Reilly	6-0	187	L	Toronto, Ont.	9/30/86	Nashville (NHL)/Milwaukee (AHL)
41	Mark Santorelli	6-1	188	R	Edmonton, Alta.	8/6/88	Milwaukee (AHL)
25	Jerred Smithson	6-3	206	R	Vernon, B.C.	2/4/79	Nashville (NHL)
13	Nick Spaling	6-1	196	L	Palmerston, Ont.	9/19/88	Milwaukee (AHL)/Nashville (NHL)
26	Steve Sullivan	5-8	161	R	Timmins, Ont.	7/6/74	Nashville (NHL)
65	Ryan Thang	5-11	189	R	Chicago, Ill.	5/11/87	U. of Notre Dame (CCHA)/Milwaukee (AHL)
12	Andreas Thresson	6-1	212	R	Kristianstad, Sweden	11/18/87	Milwaukee (AHL)/Nashville (NHL)
22	Jordin Tootoo	5-9	197	R	Churchill, Man.	2/2/83	Nashville (NHL)
62	Mark Van Guilder*	6-2	205	R	Roseville, Minn.	1/17/84	Milwaukee (AHL)/Cincinnati (ECHL)
29	Joel Ward	6-1	218	R	Toronto, Ont.	12/2/80	Nashville (NHL)
72	Austin Watson	6-3	185	R	Ann Arbor, Mich.	1/13/92	Windsor (OHL)/Peterborough (OHL)
33	Colin Wilson	6-1	214	L	Greenwich, Conn.	10/20/89	Nashville (NHL)/Milwaukee (AHL)
38	Kelsey Wilson	6-1	214	L	Sault Ste. Marie, Ont.	1/22/86	EC Salzburg (Austria)

#	DEFENSEMEN (20)	Height	Weight	Shoots	Place of Birth	Birthdate	2009-10 Team
75	Taylor Aronson	6-0	196	R	Placentia, Calif.	12/30/91	Portland (WHL)
7	Jonathon Blum	6-1	178	R	Long Beach, Calif.	1/30/89	Milwaukee (AHL)
51	Francis Bouillon	5-8	198	L	New York, N.Y.	10/17/75	Nashville (NHL)
60	Jamie Doornbosch*	6-2	190	L	Scarborough, Ont.	2/1/90	Peterborough (OHL)
49	Ryan Ellis	5-9	172	R	Hamilton, Ont.	1/3/91	Windsor (OHL)
47	Scott Ford*	6-3	216	R	Fort St. John, B.C.	12/24/79	Milwaukee (AHL)
4	Cody Franson	6-5	213	R	Salmon Arm, B.C.	8/8/87	Nashville (NHL)/Milwaukee (AHL)
2	Aaron Johnson	6-1	208	L	Port Hawkesbury, N.S.	4/30/83	Edmonton (NHL)/Calgary (NHL)
59	Roman Josi	6-1	198	L	Bern, Switzerland	6/1/90	Bern (Switzerland)
8	Kevin Klein	6-1	201	R	Kitchener, Ont.	12/13/84	Nashville (NHL)
32	Teemu Laakso	6-1	209	R	Tuusula, Finland	8/27/87	Milwaukee (AHL)/Nashville (NHL)
64	Scott Lehman*	6-1	195	L	Windsor, Ont.	1/5/86	Chicago (AHL)
40	Grant Lewis	6-3	190	R	Upper Saint Shores, Pa.	1/20/85	Chicago (AHL)/Hershey (AHL)
23	Brett Palin	6-2	203	R	Nanaimo, B.C.	6/23/84	Abbotsford (AHL)
77	Ryan Parent	6-3	198	L	Prince Albert, Sask.	3/17/87	Philadelphia (NHL)
54	Charles-Olivier Roussel	6-1	201	R	St. Eustache, Que.	9/13/91	Shawinigan (QMJHL)
52	Alexander Sulzer	6-1	204	L	Kaufbeuren, Germany	5/30/84	Milwaukee (AHL)/Nashville (NHL)
20	Ryan Suter	6-1	198	L	Madison, Wis.	1/21/85	Nashville (NHL)
6	Shea Weber	6-4	234	R	Sicamous, B.C.	8/14/85	Nashville (NHL)
61	Cameron Wind*	6-1	200	L	Orillia, Ont.	1/25/92	Brampton (OHL)

#	GOALTENDER (5)	Height	Weight	Catches	Place of Birth	Birthdate	2009-10 Team
31	Mark Dekanich	6-2	190	L	North Vancouver, B.C.	5/10/86	Milwaukee (AHL)/Cincinnati (ECHL)
39	Anders Lindback	6-6	205	L	Gavle, Sweden	5/3/88	Timra (Sweden)
37	Chet Pickard	6-2	213	L	Moncton, N.B.	11/29/89	Milwaukee (AHL)
35	Pekka Rinne	6-5	207	L	Kempele, Finland	11/3/82	Nashville (NHL)
30	Jeremy Smith	6-0	171	L	Dearborn, Mich.	4/13/89	Cincinnati (ECHL)/Milwaukee (AHL)

\* - Attending under a Professional (PTO) or Amateur (ATO) Tryout Agreement

# TRAINING CAMP

## PRESEASON SCHEDULE & RESULTS

### 2010

Date	Opponent	Site	Score	Result
Sept. 23	CAR	Nashville, TN		
Sept. 24	CAR	Raleigh, NC		
Sept. 25	WSH	Nashville, TN		
Sept. 27	ATL	Nashville, TN		
Sept. 29	ATL	Atlanta, GA		
Oct. 3	WSH	Washington, D.C.		

### 2009 (Record: 4-2-0)

Date	Opponent	Site	Score	Result
Sept. 17	ATL	Nashville, TN	5-0	W
Sept. 18	CAR	Raleigh, NC	4-2	W
Sept. 19	CBJ	Nashville, TN	3-2	W
Sept. 23	ATL	Atlanta, GA	4-5	L
Sept. 26	CAR	Nashville, TN	2-5	L
Sept. 27	CBJ	Columbus, OH	4-2	W

### 2008 (Record: 2-4-0)

Date	Opponent	Site	Score	Result
Sept. 25	ATL	Nashville, TN	2-4	L
Sept. 26	CBJ	Columbus, OH	3-4	L
Sept. 27	CBJ	Nashville, TN	3-1	W
Oct. 2	CAR	Nashville, TN	2-4	L
Oct. 3	ATL	Atlanta, GA	6-4	W
Oct. 5	CAR	Raleigh, NC	0-2	L

### 2007 (Record: 3-2-1)

Date	Opponent	Site	Score	Result
Sept. 16	CBJ	Columbus, OH	3-1	W
Sept. 20	ATL	Nashville, TN	5-3	W
Sept. 21	CAR	Raleigh, NC	0-3	L
Sept. 22	CAR	Nashville, TN	4-1	W
Sept. 25	ATL	Atlanta, GA	2-3	SOL
Sept. 29	CBJ	Nashville, TN	0-3	L

### 2006 (Record: 4-1-1)

Date	Opponent	Site	Score	Result
Sept. 17	CBJ	Columbus, OH	0-2	L
Sept. 21	CBJ	Memphis, TN	8-1	W
Sept. 22	CAR	Raleigh, NC	5-4	W
Sept. 23	CAR	Nashville, TN	7-3	W
Sept. 29	ATL	Atlanta, GA	3-4	OTL
Sept. 30	ATL	Nashville, TN	5-1	W

### 2005 (Record: 4-3-0)

Date	Opponent	Site	Score	Result
Sept. 21	STL	St. Louis, MO	4-3	W
Sept. 23	CBJ	Nashville, TN	3-2	W
Sept. 24	STL	Kansas City, MO	1-2	L
Sept. 25	CAR	Nashville, TN	4-2	W
Sept. 29	ATL	Nashville, TN	2-5	L
Sept. 30	ATL	Atlanta, GA	2-3	L
Oct. 2	CBJ	Columbus, OH	4-1	W

### 2003 (Record: 2-2-(2)-1)

Date	Opponent	Site	Score	Result
Sept. 19	CHI	Chicago, IL	5-0	W
Sept. 20	CHI	Nashville, TN	2-2 (OT)	T
Sept. 21	CBJ	Columbus, OH	2-2 (OT)	T
Sept. 26	STL	St. Louis, MO	1-4	L
Sept. 27	ATL	Richmond, VA	2-3 (OT)	OTL
Oct. 3	ATL	Atlanta, GA	2-5	L
Oct. 4	STL	Nashville, TN	5-1	W

### 2002 (Record: 3-4-(1)-0)

Date	Opponent	Site	Score	Result
Sept. 19	CHI	Chicago, IL	1-3	L
Sept. 21	STL	Nashville, TN	0-1	L
Sept. 22	CBJ	Columbus, OH	5-3	W
Sept. 24	ATL	Atlanta, GA	4-5	L
Sept. 25	STL	St. Louis, MO	2-3	L
Sept. 28	ATL	Bossier City, LA	4-4	T
Oct. 1	CHI	Nashville, TN	2-0	W
Oct. 5	CBJ	Nashville, TN	2-0	W

### 2001 (Record: 3-4-(0)-1)

Date	Opponent	Site	Score	Result
Sept. 17	ATL	Atlanta, GA	3-4	L
Sept. 18	CBJ	Columbus, OH	2-3	L
Sept. 21	CBJ	Huntsville, AL	3-1	W
Sept. 22	STL	Nashville, TN	2-5	L
Sept. 23	CHI	Nashville, TN	1-0	W
Sept. 25	ATL	Nashville, TN	4-5 (OT)	OTL
Sept. 28	STL	St. Louis, MO	0-2	L
Sept. 29	CHI	Chicago, IL	3-0	W

### 2000 (Record: 3-3-(1)-0)

Date	Opponent	Site	Score	Result
Sept. 16	ATL	Southaven, MS	5-3	W
Sept. 17	CBJ	Dayton, OH	2-4	L
Sept. 19	STL	St. Louis, MO	2-2	T
Sept. 23	CHI	Nashville, TN	4-1	W
Sept. 26	ATL	Nashville, TN	4-1	W
Sept. 29	CHI	Chicago, IL	3-4	L
Sept. 30	STL	Nashville, TN	0-4	L

### 1999 (Record: 1-5-(3)-0)

Date	Opponent	Site	Score	Result
Sept. 11	ATL	Columbus, GA	1-3	L
Sept. 14	DET	Detroit, MI	2-4	L
Sept. 16	FLA	Knoxville, TN	4-4	T
Sept. 17	STL	Milwaukee, WI	2-2	T
Sept. 18	WSH	Biloxi, MS	1-2	L
Sept. 21	STL	Lafayette, LA	1-4	L
Sept. 25	DET	Nashville, TN	1-3	L
Sept. 26	FLA	Louisville, KY	0-0	T
Sept. 28	ATL	Nashville, TN	2-0	W

### 1998 (Record: 2-4-(3)-0)

Date	Opponent	Site	Score	Result
Sept. 19	FLA	Huntsville, AL	4-2	W
Sept. 20	FLA	Pensacola, FL	4-4	T
Sept. 22	DAL	Little Rock, AR	2-2	T
Sept. 25	DAL	Dallas, TX	1-5	L
Sept. 26	STL	Kansas City, MO	5-6	L
Oct. 1	WSH	Richmond, VA	3-4	L
Oct. 2	ANA	Cincinnati, OH	2-1	W
Oct. 3	ANA	Milwaukee, WI	0-3	L
Oct. 6	STL	St. Louis, MO	3-3	T

# TRAINING CAMP

## 2009 PRESEASON SCORING

POS	NO	PLAYER	GP	G	A	PTS	+/-	PIM	PP	SH	GW	OTG	S	S%
RW	27	Patric Hornqvist	5	2	5	7	4	0	2	0	0	0	25	8.0
LW	71	J.P. Dumont	4	2	4	6	0	0	0	0	0	0	10	20.0
C	11	David Legwand	4	1	5	6	-2	0	0	0	0	0	11	9.1
C	19	Jason Arnott	3	2	3	5	1	0	0	0	0	0	9	22.2
C	18	* Mike Santorelli	5	2	3	5	0	2	0	0	0	0	7	28.6
RW	28	Ryan Jones	5	3	1	4	4	0	1	0	0	0	8	37.5
LW	10	Martin Erat	3	2	2	4	-2	2	1	0	0	0	4	50.0
C	33	* Colin Wilson	1	1	2	3	3	2	0	0	0	0	4	25.0
D	20	Ryan Suter	4	0	3	3	3	4	0	0	0	0	7	0.0
D	6	Shea Weber	4	2	0	2	3	2	1	0	1	0	21	9.5
LW	38	Peter Olvecky	5	2	0	2	1	10	1	0	0	0	3	66.7
D	2	Dan Hamhuis	4	1	1	2	1	0	0	0	1	0	6	16.7
C	26	Steve Sullivan	2	0	2	2	2	0	0	0	0	0	2	0.0
C	9	Marcel Goc	5	0	2	2	1	0	0	0	0	0	10	0.0
D	51	Francis Bouillon	1	1	0	1	2	0	0	0	1	0	2	50.0
D	4	* Teemu Laakso	4	1	0	1	-1	2	0	0	1	0	3	33.3
C	45	Ben Eaves	1	0	1	1	1	0	0	0	0	0	1	0.0
RW	22	Jordin Tootoo	3	0	1	1	0	7	0	0	0	0	5	0.0
C	16	* Cal O'Reilly	4	0	1	1	1	4	0	0	0	0	3	0.0
D	8	Kevin Klein	5	0	1	1	2	2	0	0	0	0	1	0.0
D	43	* Robert Dietrich	1	0	0	0	-1	0	0	0	0	0	1	0.0
RW	48	* Hugh Jessiman	1	0	0	0	0	0	0	0	0	0	0	---
D	49	* Ryan Ellis	1	0	0	0	1	0	0	0	0	0	1	0.0
RW	29	Joel Ward	1	0	0	0	0	0	0	0	0	0	5	0.0
D	3	Wade Belak	1	0	0	0	0	0	0	0	0	0	0	---
RW	12	* Andreas Thuresson	2	0	0	0	0	2	0	0	0	0	5	0.0
D	7	* Jonathon Blum	2	0	0	0	-1	0	0	0	0	0	3	0.0
D	34	Nolan Yonkman	2	0	0	0	-1	4	0	0	0	0	1	0.0
D	32	* Cody Franson	3	0	0	0	0	9	0	0	0	0	4	0.0
C	13	* Nick Spaling	4	0	0	0	0	0	0	0	0	0	6	0.0
RW	24	Ben Guite	4	0	0	0	-1	2	0	0	0	0	3	0.0
C	25	Jerred Smithson	4	0	0	0	-1	2	0	0	0	0	4	0.0
D	52	* Alexander Sulzer	5	0	0	0	0	2	0	0	0	0	3	0.0
LW	21	* Triston Grant	5	0	0	0	-1	13	0	0	0	0	6	0.0
<b>TEAM TOTALS</b>			<b>6</b>	<b>22</b>	<b>37</b>	<b>59</b>	<b>4</b>	<b>71</b>	<b>6</b>	<b>0</b>	<b>4</b>	<b>0</b>	<b>184</b>	<b>12.0</b>
<b>OPPONENT TOTALS</b>			<b>6</b>	<b>16</b>	<b>29</b>	<b>45</b>	<b>-4</b>	<b>87</b>	<b>4</b>	<b>0</b>	<b>2</b>	<b>0</b>	<b>151</b>	<b>10.6</b>

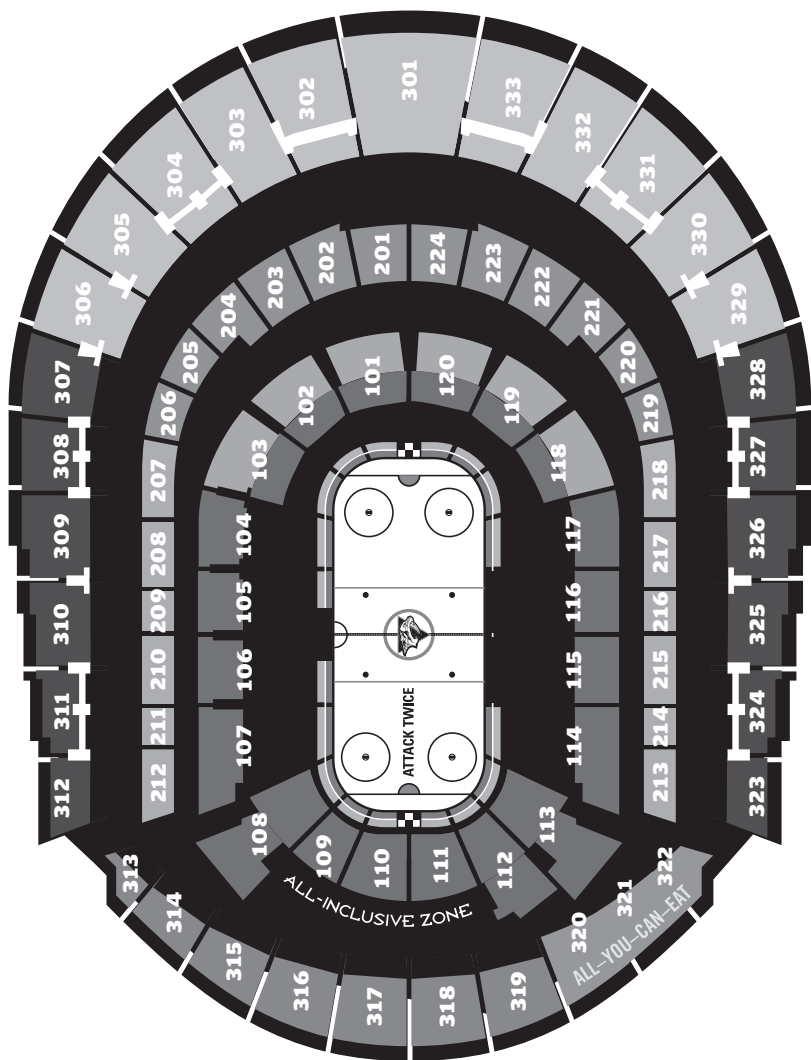
GOALTENDERS		GP	MINS	AVG	W	L	OT	EN	SO	GA	SA	SV%	G	A	PIM
31	* Mark Dekanich	2	58	1.03	1	0	0	0	0	1	28	.964	0	0	0
39	Dan Ellis	4	149	1.61	3	0	0	0	0	4	72	.944	0	0	0
35	Pekka Rinne	4	151	3.97	0	2	0	1	0	10	50	.800	0	0	0
<b>TEAM TOTALS</b>		<b>6</b>	<b>360</b>	<b>2.67</b>	<b>4</b>	<b>2</b>	<b>0</b>	<b>1</b>	<b>1</b>	<b>16</b>	<b>151</b>	<b>.894</b>	<b>0</b>	<b>0</b>	<b>0</b>
<b>OPPONENT TOTALS</b>		<b>6</b>	<b>360</b>	<b>3.67</b>	<b>2</b>	<b>4</b>	<b>0</b>	<b>1</b>	<b>0</b>	<b>22</b>	<b>184</b>	<b>.880</b>	<b>0</b>	<b>0</b>	<b>0</b>

\* rookie



# TRAINING CAMP

## BRIDGESTONE ARENA MAP



**BRIDGESTONE**



Sure, it's *just* a tire.  
Like the Golden Gate is *just* a bridge.



For drivers who want to get the most out of their cars,

**IT'S BRIDGESTONE  
OR NOTHING.**

**TURANZA**

bridgestonetire.com 1-800-807-9555 tiresafety.com

**B** PASSION  
for EXCELLENCE

**BRIDGESTONE**



Sure, it's *just* a tire.  
Like the Grand Canyon is *just* a big crack.



For drivers who want to get the most out of their cars,

**IT'S BRIDGESTONE  
OR NOTHING.**

**DUELER**

bridgestonetire.com 1-800-807-9555 tiresafety.com

**B** PASSION  
for EXCELLENCE