



SAM OLAJUBUTU

- + 2006 PRE-SEASON ALL-AMERICAN
- + 2006 BEDNARIK AWARD, LOMBARDI AWARD, LOTT TROPHY & NAGURSKI TROPHY WATCH LISTS
- + 2005 HONORABLE MENTION ALL-AMERICAN
- + 2005 FIRST-TEAM All-SEC

FELIX JONES

- + 2006 PRE-SEASON ALL-AMERICAN
- + 2005 FIRST-TEAM ALL-AMERICAN
- + 2005 FRESHMAN ALL-AMERICAN
- + 2005 SECOND-TEAM ALL-SEC

UNIVERSITY OF ARKANSAS RAZORBACKS



FOOTBALL GUIDE 2006

DARREN McFADDEN

- + 2006 MAXWELL AWARD WATCH LIST
- + 2006 PRE-SEASON ALL-AMERICAN
- + 2005 HONORABLE MENTION ALL-AMERICAN
- + 2005 CONSENSUS FRESHMAN ALL-AMERICAN
- + 2005 SEC NEWCOMER OF THE YEAR
- + 2005 FIRST-TEAM All-SEC

“THERE ARE LOTS OF LIONS, TIGERS & BEARS,

BUT THERE IS ONLY ONE



01

02

03

01 MIDDLEWEIGHT WORLD BOXING CHAMPION AND LITTLE ROCK NATIVE JERMAIN TAYLOR SPARS WITH HEAD COACH HOUSTON NUTT AFTER SPEAKING TO THE TEAM LAST FALL.

03 HEAD COACH HOUSTON NUTT HAS GUIDED ARKANSAS TO SIX BOWLS IN HIS EIGHT SEASONS, WHICH TIES FOR THE MOST IN THE SEC'S WESTERN DIVISION.

02 COUNTRY MUSIC STAR AND NORTHWEST ARKANSAS NATIVE JOE NICHOLS MAKES IT CLEAR HE IS A HOG FAN.

— ARKANSAS HEAD COACH HOUSTON NUTT

RAZORBACK.



04 THE RAZORBACKS HAVE FANS WHEREVER THEY GO.

05 "CALLING THE HOGS" IS ONE OF THE MORE UNIQUE TRADITIONS IN ALL OF COLLEGE ATHLETICS.

06 THE RAZORBACK IS SYNONYMOUS WITH THE UNIVERSITY OF ARKANSAS.

PIG! SOOIE!




CONTENTS

Contents	2-3
This is Arkansas Football	4-13
Houston Nutt Era	4-5
Football Facilities	6-7
Academics	8
Professional Development	9
National Exposure	10
Individual Honors	11
Razorback Game Day	12
Northwest Arkansas	13
Razorback Quick Facts	14
OUTLOOK	15-23
Pre-season Honors and Rankings	15
Pre-season Notes	16-17

ACADEMIC/TEAM SUPPORT	96-103
University of Arkansas	96-99
Academic Support/Student Services	100-102
Razorbacks in the Community	103
2005 REVIEW	104-115
2005 Season Review Notes	104
Team/Individual Statistics	105-107
Game-By-Game Statistics	108-109
Defensive Game-By-Game Statistics	110
Final 2005 Depth Chart	111
Game-By-Game Starting Lineups	112
Departing Player Statistics	113-114
2005 SEC Standings/Bowl Results	115

TABLE OF CONTENTS



2006 Pre-season Depth Chart	18-19
Alphabetical Roster	20-21
Numerical Roster	22-23
STAFF	24-40
Head Coach Houston Nutt	24-28
Assistant Coaches	29-37
Support Staff	38-40
PLAYERS	41-88
Returning Razorbacks	41-84
Razorback Newcomers	85-88
ADMINISTRATION	89-95
University Administration	89
Athletic Director Frank Broyles	90-92
Broyles Award	93
Support Staff	94-95

2006 OPPONENTS	116-120
2006 Opponent Quick Facts	116
Series Records	117
SEC Championship Game	118
The Southeastern Conference	119
2006 SEC Composite Schedule	120
RECORDS	121-153
Individual Records	121-136
Long Play Touchdowns	136
Yearly Statistical Leaders	137-141
Team Records	142-146
Team Defensive Records	147-148
Year-By-Year Offensive Statistics	149
Year-By-Year Defensive Statistics	150
Individual Statistical Leaders	151
Team Statistical Leaders	152
Opponent Records	153





CONTENTS

HISTORY 154-193

1964 National Championship154

All-Americans155-157

Outland Trophy Winners157

All-Conference158-159

Retired Numbers160

Honors161-165

Razorbacks in the Pros166-168

All-Time Lettermen169-173

All-Time Coaching Staffs174-175

All-Time Overall Records, Coaching Records176-177

All-Time Results178-189

Overtime Games190

Bowl Results191

Bowl Records192-193

ON THE INTERNET

Hogwired.com is the official web site of University of Arkansas men's athletics. Hogwired.com features press releases, schedules, results, statistics, coach and student-athlete biographies, and facility information on all eight men's sports. The site also provides links to live statistical game scoring for basketball, football and baseball. Hogwired.com also features the RazorZone, a premium content site including audio broadcasts of basketball, football and baseball games, live video coverage of select games, and other video features.



Houstonnutt.com is the site to find out more about University of Arkansas head football coach Houston Nutt and the Razorback football program. The site features information on the history of the UA program and Nutt's summer camps, biographies on all coaches and student-athletes, and a photo gallery among other things.

TRADITIONS 194-197

Arkansas Traditions194-195

UA – Home of Champions196-197

FACILITIES 198-204

Donald W. Reynolds Razorback Stadium198-200

Other UA Facilities201-202

War Memorial Stadium203

Attendance Records204

MEDIA 205-208

Media Information205-206

Arkansas Razorback Sports Network207

Primary Media Outlets208

EDITORIAL

UA Sports Information Department

EDITOR

Kevin Trainor

ASSISTANT EDITORS

Robby Edwards, Mary Lynn Gibson,
Josh Maxson, Molly O'Mara

EDITORIAL ASSISTANTS / RESEARCH

Meredith Adams, Matt Dozier,
Chet Kuplen, Emily Striegler,
Brooks Tune, David Wright

OTHER CONTRIBUTORS

Fayetteville Chamber of Commerce,
Major Sports Marketing, Media Relations
Offices of UA's 2006 Opponents,
Southeastern Conference Media
Relations, UA University Relations

DESIGN SERVICES

DOXA
Fayetteville, Ark.

PRINTING

EBSCO Media
Birmingham, Ala.

PHOTOGRAPHY

Wesley Hitt and Gary Yandell

CONTRIBUTING PHOTOGRAPHY AND IMAGES

Walt Beasley, Buffalo Bills (Jason Los),
Cincinnati Bengals, Nelson Chenault,
Denver Broncos, Tom Ewart,
ESPN.com, Fayetteville Advertising
and Promotions Commission, Green
Bay Packers, Jacksonville Jaguars
(Paul Figura, Harry Scull), Kansas
City Chiefs, Philadelphia Eagles,
Seattle Seahawks, James "Bone
Crusher" Smith, Sports
Illustrated.com, Studio Bella
Photography, Washington Redskins
(Don Wright), David Yerby


All names, nicknames, logos and other indicia referring to the University of Arkansas are trademarks owned and protected by the university. Any unauthorized use of the university's trademark is prohibited.



HOUSTON



IN HIS EIGHT YEARS AS HEAD COACH, HOGS HAVE EARNED ALL-SEC RECOGNITION 42 TIMES AND SEC ACADEMIC HONOR ROLL HONORS 133 TIMES.



SINCE 1998, NUTT'S TEAMS HAVE APPEARED ON TELEVISION 59 TIMES, AN AVERAGE OF MORE THAN SEVEN PER SEASON.



IN NUTT'S EIGHT YEARS, THE HOGS HAVE CELEBRATED SIX BOWL TRIPS AND AN AVERAGE OF MORE THAN SEVEN WINS PER SEASON.

NUTT'S NUMBERS (Over eight years)

- 133** > SEC Academic Honor Roll selections
- 59** > Televised games, an average of more than seven per season
- 42** > All-SEC selections
- 41** > Home victories, ties for the most in the SEC
- 8** > All-America selections
- 6** > Bowl games since 1998, ties for the most in the SEC's Western Division
- 3** > Nine-win seasons
- 1** > Loss in Little Rock, where the Hogs and Nutt are 19-1 over the last eight years


NUTT ERA



WITH SIX BOWL BIDS IN THE LAST EIGHT YEARS, ARKANSAS IS TIED FOR THE LEAD IN THE SEC'S WESTERN DIVISION.



HOUSTON NUTT AND HIS RAZORBACKS ANNUALLY VISIT PATIENTS AT VARIOUS HOSPITALS IN THE STATE.



DURING NUTT'S EIGHT SEASONS AT ARKANSAS, THE HOGS HAVE WON 41 GAMES AT HOME, WHICH TIES FOR THE LEAD IN THE SEC OVER THAT TIME.



FOOTBALL



FOOTBALL FACILITIES

The University of Arkansas offers the finest facilities in the nation, including the recently renovated and expanded Donald W. Reynolds Razorback Stadium (72,000), the Broyles Athletic Center, the Bob and Marilyn Bogle Academic Center and the Walker Pavilion, which includes the state-of-the-art Walker Family Training Center and a 120-yard indoor workout area.

FACILITIES



THE BROYLES ATHLETIC CENTER HOUSES COACHES OFFICES, THE JERRY JONES/JIM LINDSEY HALL OF CHAMPIONS, UA'S LOCKER ROOM, AN INDOOR WORK-OUT AREA, TEAM MEETING ROOMS (ABOVE), A PLAYER LOUNGE AND A COMPUTER WORK AREA.



THE BROYLES ATHLETIC CENTER INCLUDES THE JERRY JONES/JIM LINDSEY HALL OF CHAMPIONS.



ARKANSAS' NEW 18,000 SQUARE FOOT WEIGHT ROOM LOOKS OUT OVER THE OUTDOOR PRACTICE FIELDS TOWARD DONALD W. REYNOLDS RAZORBACK STADIUM TO THE NORTH (ABOVE) AND OVER THE WALKER PAVILION INDOOR FACILITY TO THE SOUTH (BELOW).



ARKANSAS' FIRST-CLASS FACILITIES INCLUDE THE CAMDEN AND SUE GREENE SPEED DEVELOPMENT CENTER



ACADEMICS



JUNIOR FULLBACK FAROD JACKSON WAS NAMED TO THE SEC'S ACADEMIC HONOR ROLL, TO UA'S LON FARRELL ACADEMIC HONOR ROLL AND TO UA'S HARD WORKING HOG AWARD LIST.




THE UNIVERSITY OF ARKANSAS AND THE OFFICE OF ACADEMIC SUPPORT/STUDENT SERVICES SPONSORS "STUDENT-ATHLETE DAY" EACH SPRING TO RECOGNIZE OUTSTANDING ACADEMIC ACCOMPLISHMENTS FROM THE ACADEMIC YEAR. UA CHANCELLOR DR. JOHN WHITE (LEFT) TAKES PART IN THE CEREMONY EACH YEAR.



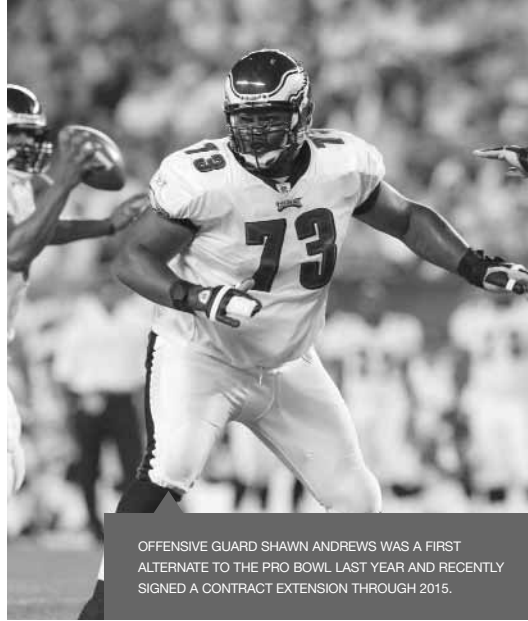
THE BOB AND MARILYN BOGLE ACADEMIC CENTER INCLUDES A COMPUTER LAB, FORMAL AND INFORMAL STUDY AREAS, 14 INDIVIDUAL TUTOR ROOMS WITH COMPUTERS (ABOVE), INTERNET ACCESS, STUDENT LIFE AND CAREER DEVELOPMENT RESOURCES, AND A MULTI-PURPOSE CLASSROOM.

- 5** consecutive years the University of Arkansas has been included among "America's Best College Buys"
- 8** Razorbacks were named to the Southeastern Conference's Academic Honor Roll
- 18** UA's ranking among the top 20 public institutions with 47 National Merit scholarships awarded
- 39** Hogs were named to UA's Lon Farrell Academic Honor Roll for earning a 3.0 Grade Point Average for either the fall or spring semester, or both, during the 2005-06 academic year
- 44** Razorbacks earned Hard Working Hog awards for the 2004-05 academic year by earning at least 30 hours of credit
- 47** the University of Arkansas' national rank among public and private institutions, which ties Dartmouth College, Grinnell College and the University of Michigan, by The Chronicle of Higher Education (Feb. 25, 2005)

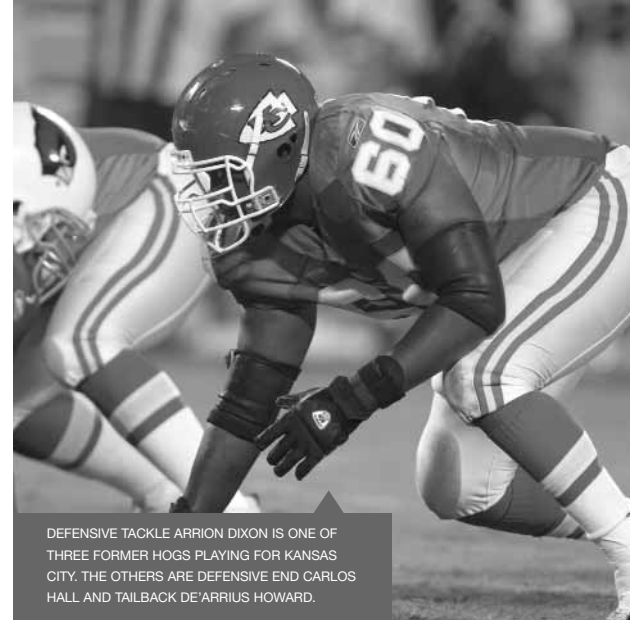
PROFESSIONAL DEVELOPMENT



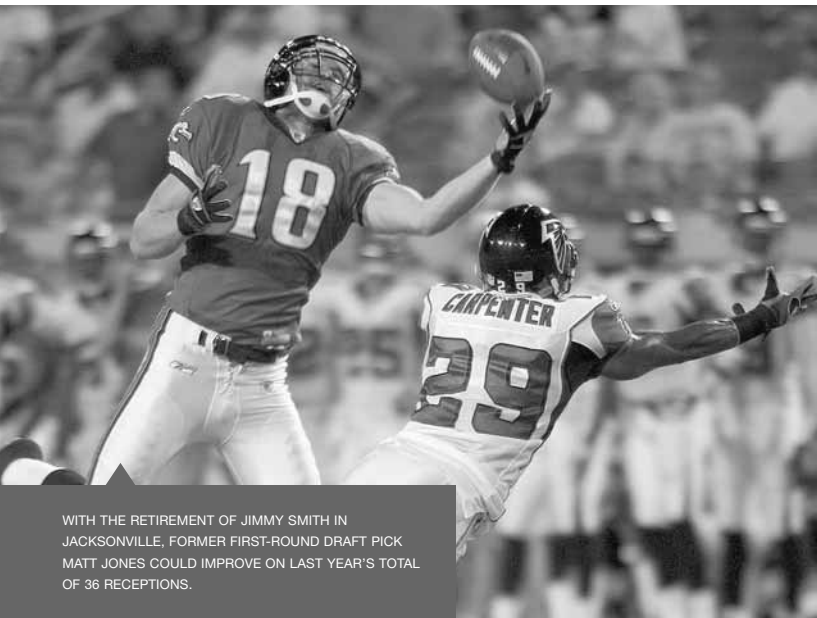
RECEIVER STEVEN HARRIS, WHO IS GOING INTO HIS SECOND SEASON WITH THE REDSKINS, IS ONE OF 22 RAZORBACKS TO SIGN WITH PROFESSIONAL TEAMS OVER THE LAST THREE YEARS.




OFFENSIVE GUARD SHAWN ANDREWS WAS A FIRST ALTERNATE TO THE PRO BOWL LAST YEAR AND RECENTLY SIGNED A CONTRACT EXTENSION THROUGH 2015.




DEFENSIVE TACKLE ARRION DIXON IS ONE OF THREE FORMER HOGS PLAYING FOR KANSAS CITY. THE OTHERS ARE DEFENSIVE END CARLOS HALL AND TAILBACK DE'ARRIUS HOWARD.



WITH THE RETIREMENT OF JIMMY SMITH IN JACKSONVILLE, FORMER FIRST-ROUND DRAFT PICK MATT JONES COULD IMPROVE ON LAST YEAR'S TOTAL OF 36 RECEPTIONS.



IN HIS FIRST SEASON WITH KANSAS CITY FOLLOWING THREE SEASONS AT TENNESSEE, DEFENSIVE END CARLOS HALL SAW ACTION IN 14 GAMES LAST YEAR.



DEFENSIVE END JEB HUCKEBA AND THE SEATTLE SEAHAWKS WON THE NFC TITLE IN 2005 AND PLAYED IN THE SUPER BOWL.

- 2** Pro Football Hall of Fame members (Lance Alworth, Dan Hampton)
- 3** first-round NFL Draft picks in the last three years
- 9** overall NFL Draft selections in the last three years
- 22** Razorbacks have signed with professional teams over the last three years
- 34** active Razorbacks in professional football
- 39** Appearances by former Hogs in the Super Bowl (players and coaches)
- 245** Razorbacks in professional football, all-time

NATIONAL ATTENTION

Patriots **Chiefs** **City** Start building your home entertainment system [Click here to start](#)

COLLEGE FOOTBALL news.com FEATURES TEAMS & CONFERENCES COLUMNISTS

The Bowl Matchups
After months of speculation, we finally know who's going where.
2005-2006 Bowl Matchups

A reason to love, and watch, every bowl
- Every bowl is beautiful
- Ranking the bowl matchups from best to worst
- Zemek's Bowl Thoughts

5 Thoughts
Who really deserves to be named the ACC's top QB?
Who's Hot & Who's Not
Pat White, Vince Young & more

Rankings with best wins and worst losses CFN Rankings Coaches | AP | BCS - CFN Championship Series

Freshman All-Americans



Presenting the best young players of 2005 with CFN's Freshman All-America Teams led by Arkansas star RB Darren McFadden.



FILLING BIG SHOES
The ground he once occupied as QB of "Theater" and what they do today is a hard task to fill.

College Football
NFL MLB NBA NASCAR + NHL College Golf Soccer Pg 2 Sports Illustrated Fantasy Soccer

Updated: June 22, 2006, 5:24 PM ET

McFadden, Olajubutu named to watch lists

Lindy's AMERICA'S LEADING FOOTBALL AUTHORITY

Southeastern 25th Anniversary

2006 PREVIEW

HOGS LOADED FOR SUCCESS

COLLEGE FOOTBALL
Stealing from the competition

INSIDE THE FINAL FOUR

Sports Illustrated

COLLEGE FOOTBALL
Stealing from the competition

NFL Why I should be the next commissioner, by Dan Pappalardo

The world of HURT

How the comebacks of 11 star players will affect the pennant races

Find the Sweet Spot!

Play the Sweetest Game... Sign up to receive the SWEETSPOT.com... Enter to win a fantasy golf trip for four!

USA TODAY

Preps

The season's best in high school football

Know what leaders, and employers know

OFFENSIVE PLAYER OF THE YEAR

Mitch Mustain
Quarterback, Springdale, Ark., 5-3, 205

Favorite NFL player I love I love the leadership qualities and toughness.

Favorite cheerleader American History with Ms. Austin. "She's a brilliant leader." She's great at everything she does. I like to spend time with her in the classroom.

Why do you wear No. 16? I love Mustain. "Mustain was

Official NFL Site **APC Teams** **NFC Teams**

NFLHS.COM HOME OF HIGH SCHOOL FOOTBALL

NEWS

Mitch Mustain Named PARADE Magazine's Player of the Year

By Jeff D. Pines, NFLHS.com

Mitch Mustain defines the ultimate "top under pressure." Not only is he a top under pressure, Mustain is also a top under pressure. Mustain is also a top under pressure. Mustain is also a top under pressure.

U.S. ARMY ALL-AMERICAN BOWL

US ARMY



- 196** television appearances, including 59 in the Houston Nutt era, more than seven per season
- 22** Razorbacks signed with professional football teams over the last three years, including three NFL Draft first-round selections
- 19** All-Southeastern Conference selections in the last four years
- 11** wins over ranked opponents in the last eight years
- 6** bowl games in the last eight years
- 5** seasons in the last eight ranked among the nation's top 25 at least once
- * Arkansas' 2006 spring game was nationally televised by ESPN
- * Arkansas' 2006 recruiting class is ranked No. 26 in the nation by Rivals and No. 30 by Scout.com

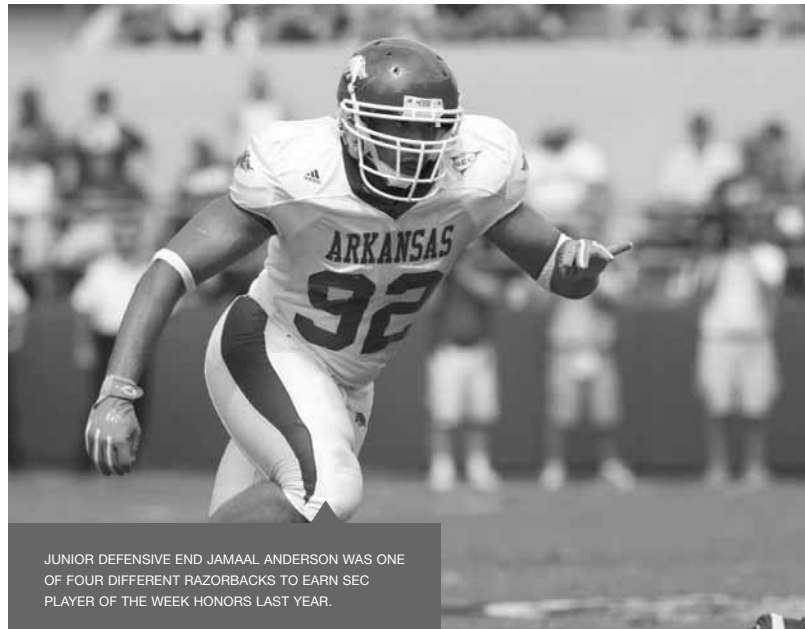
INDIVIDUAL HONORS



FELIX JONES BECAME THE FIRST ARKANSAS FRESHMAN TO EARN ALL-AMERICA HONORS IN 2005 WHEN HE MADE COLLEGEFOOTBALLNEWS.COM'S FIRST TEAM AS A KICK RETURNER.



SENIOR DEFENSIVE TACKLE KEITH JACKSON WAS ONE OF FIVE RAZORBACKS TO EARN ALL-SOUTHEASTERN CONFERENCE HONORS LAST YEAR.



JUNIOR DEFENSIVE END JAMAAL ANDERSON WAS ONE OF FOUR DIFFERENT RAZORBACKS TO EARN SEC PLAYER OF THE WEEK HONORS LAST YEAR.

- The University of Arkansas is home to two Outland Trophy winners, 48 All-America selections and 266 all-conference selections.
- In 2005, tailback/kick returner Felix Jones earned first-team All-America honors and tailback Darren McFadden and linebacker Sam Olajubutu were honorable mention All-Americans.
- In 2005, Jones, McFadden, linebacker Freddie Fairchild and center Jonathan Luigs all earned freshman All-America honors. Quarterback Casey Dick was an honorable mention freshman All-American.
- Also last season, Jones, McFadden, defensive tackle Keith Jackson, Olajubutu and center Kyle Roper earned All-Southeastern Conference honors. In addition, Dick, Fairchild, Jones, Luigs and McFadden were named to Freshman All-SEC team.
- Last year, McFadden (twice), Jones, Dick and defensive end Jamaal Anderson all earned SEC Player of the Week honors.
- In 2005-06, 39 Razorbacks were named to UA's Lon Farrell Academic Honor Roll (3.0 grade point average or higher), 44 were named to the 2005 Hard Working Hog award list (30 or more hours earned) and eight were named to the SEC's Academic Honor Roll.

GAME DAY



BIG CROWDS:

- average of 67,953 in Fayetteville since 2002
- 41 home games since 2000, almost seven per year
- nine of the top 15 on-campus crowds in UA history have been recorded in the last three years
- five of the top 10 crowds at War Memorial Stadium in Little Rock have been recorded since 1998

BIG GAMES (since 1998):

- 23 games while ranked
- 31 games against ranked teams
- 59 televised games

SUCCESS (since 1998):

- tied for the most bowl appearances in the SEC's Western Division (6)
- two SEC Western Division titles
- tied for the most home wins in the SEC (41)
- eight All-America selections and 42 All-SEC selections

NORTHWEST ARKANSAS




COUNTRY MUSIC STAR JOE NICHOLS IS A NATIVE OF NEARBY ROGERS, ARK.



MIDDLEWEIGHT WORLD BOXING CHAMPION AND LITTLE ROCK NATIVE JERMAIN TAYLOR VISITED THE UA CAMPUS AND SPOKE TO THE RAZORBACKS LAST FALL.



UNIVERSITY OF ARKANSAS STUDENT-ATHLETES ARE POPULAR GUESTS AT AREA ELEMENTARY SCHOOLS WHERE THEY OFTEN READ TO CHILDREN AS PART OF UA'S BOOK HOGS READING PROGRAM.



IN 2005, THE CHRONICLE OF HIGHER EDUCATION RANKED THE UNIVERSITY OF ARKANSAS NO. 47 IN THE NATION AMONG ALL PUBLIC AND PRIVATE INSTITUTIONS, WHICH TIED WITH DARTMOUTH COLLEGE, GRINNELL COLLEGE AND THE UNIVERSITY OF MICHIGAN.

- The Fayetteville-metro area ranks No. 8 on the Milken Institute's 2005 list of Best Performing Cities in the nation report, which is based on job, wage and salary and technology growth
- Fayetteville's year-round attractions and hot spots include Dickson Street, the Downtown Square, Walton Arts Center, Lights of the Ozarks, Springfest, and Bikes, Blues and BBQ
- Northwest Arkansas is home to Wal-Mart, J.B. Hunt, Tyson Foods and Superior Industries

MILEAGE TO FAYETTEVILLE FROM:

Dallas, Texas	325
Fort Smith	63
Kansas City, Mo.	213
Little Rock	192
Memphis, Tenn.	320
Springfield, Mo.	115
St. Louis, Mo.	365
Tulsa, Okla.	117





QUICK FACTS

RAZORBACK QUICK FACTS

UNIVERSITY OF ARKANSAS

NAME: University of Arkansas
LOCATION: Fayetteville, Arkansas 72701 (pop. 62,078)
ENROLLMENT: 17,821
FOUNDED: 1871
COLORS: cardinal (PMS 200) and white
CHANCELLOR (ALMA MATER, YEAR): Dr. John A. White (Arkansas, 1961)
UA SYSTEM PRESIDENT (ALMA MATER, YEAR): Dr. B. Alan Sugg (Arkansas, 1960)
NCAA FACULTY ATHLETICS REPRESENTATIVE: Howard Brill (Duke, 1965)
BOARD OF TRUSTEES (TERM EXPIRES):
 Jane Rogers, Secretary - Little Rock (2006)
 Charles E. Scharlau III, Chairman - Fayetteville (2007)
 Stanley E. Reed, Vice Chairman - Marianna (2008)
 Jim Lindsey - Fayetteville (2009)
 Tim E. Hunt - Paragould (2010)
 John E. Anthony - Hot Springs (2011)
 Carl Johnson, Assistant Secretary - Little Rock (2012)
 Mike Akin - Monticello (2013)
 Craig Campbell - Little Rock (2014)
 Jim Von Gremp - Rogers (2015)

MEN'S INTERCOLLEGIATE ATHLETICS

PHONE: (479) 575-6533 • **FAX:** (479) 575-7481
WEB SITE: www.hogwired.com
NICKNAME: Razorbacks
NATIONAL AFFILIATION: National Collegiate Athletic Association (NCAA I-A)
CONFERENCE AFFILIATION: Southeastern Conference (Western Division)
ATHLETIC DIRECTOR (ALMA MATER, YEAR): Frank Broyles (Georgia Tech, 1947)
ASSOCIATE ATHLETIC DIRECTORS (ALMA MATERS, YEARS):
 Bill Gray, Executive Associate (Arkansas, 1966)
 Tom Dorre (Arkansas, 1967)
 Jerry Pufall (Northland College, 1977)
 Matt Shanklin (North Carolina-Wilmington, 1988)
ASSISTANT ATHLETIC DIRECTORS (ALMA MATERS, YEARS):
 Paul Kirkpatrick (Southern Arkansas, 1976)
 Kevin Trainor (Arkansas, 1994)
WOMEN'S INTERCOLLEGIATE ATHLETICS: (479) 575-4959 • www.ladybacks.com

MEN'S SPORTS INFORMATION

OFFICE: (479) 575-2751 • **FAX:** (479) 575-7481
ASSISTANT ATHLETIC DIRECTOR/SPORTS INFORMATION DIRECTOR/
FOOTBALL CONTACT (ALMA MATER, YEAR): Kevin Trainor (Arkansas, 1994)
ASSOCIATE SPORTS INFORMATION DIRECTOR (ALMA MATER, YEAR):
 Robby Edwards (Southern Mississippi, 1986)
ASSISTANT SPORTS INFORMATION DIRECTORS (ALMA MATER, YEAR):
 Josh Maxson (Oklahoma State, 2001)
 Molly O'Mara (Massachusetts, 2004)
SECRETARY: Mary Lynn Gibson
WOMEN'S SPORTS INFORMATION: (479) 575-3707

FOOTBALL FACILITIES

FAYETTEVILLE, ARK.: Donald W. Reynolds Razorback Stadium (72,000/grass)
PRESS BOX PHONE: (479) 575-6622
LITTLE ROCK, ARK.: War Memorial Stadium (53,727/AstroPlay)
PRESS BOX PHONE: (501) 663-6152

FOOTBALL STAFF

HEAD COACH (ALMA MATER, YEAR): Houston Nutt (Oklahoma State, 1981)
RECORD AT ARKANSAS (SEASONS): 57-40 (8)
CAREER RECORD (SEASONS): 93-62 (13)
WEB SITE: www.houstonnutt.com
ASSISTANT COACHES (ALMA MATER, YEAR) - RESPONSIBILITIES:
 Reggie Herring (Florida State, 1981) - defensive coordinator/linebackers
 Gus Malzahn (Henderson State, 1990) - offensive coordinator/wide receivers
 Bobby Allen (Virginia Tech, 1983) - cornerbacks

ASSISTANT COACHES (ALMA MATER, YEAR) - RESPONSIBILITIES:

Louis Campbell (Arkansas, 1973) - secondary
 Mike Markuson (Hamline, 1983) - offensive line/running game coordinator
 Danny Nutt (Arkansas, 1985) - running backs
 Tracy Rocker (Auburn, 1993) - defensive line
 James Shibest (Arkansas, 1988) - tight ends/specialists
 Alex Wood (Iowa, 1979) - quarterbacks/passing game coordinator

GRADUATE ASSISTANT COACHES:

James Arthur (North Carolina State, 2004)
 Jeff Norrid (Arkansas, 2004)

DIRECTOR OF FOOTBALL OPERATIONS:

Rob Taylor (Ouachita Baptist, 1994)

DIRECTOR OF ON-CAMPUS RECRUITING:

Chris Vaughn (Murray State, 1998)

DIRECTOR OF HIGH SCHOOL RELATIONS:

Clifton Ealy (Central Arkansas, 1982)

2006 PREVIEW

BASIC OFFENSE: multiple
BASIC DEFENSE: 4-3
LETTERMEN RETURNING (OFFENSE/DEFENSE/SPECIALISTS): 50 (25, 22, 3)
LETTERMEN LOST (OFFENSE/DEFENSE/SPECIALISTS): 16 (9, 6, 1)
STARTERS RETURNING (OFFENSE/DEFENSE/SPECIALISTS): 20 (10, 9, 1)
STARTERS LOST (OFFENSE/DEFENSE/SPECIALISTS): 4 (1, 2, 1)
ALL-STAR CANDIDATES (NAME/POS):

Jamaal Anderson, DE
 Freddie Fairchild, SLB
 Marcus Harrison, DT
 Peyton Hillis, FB
 Chris Houston, CB
 Keith Jackson, DT
 Felix Jones, TB/KR
 Jonathan Luigs, C
 Darren McFadden, TB
 Marcus Monk, WR
 Sam Olajubutu, WLB
 Desmond Sims, MLB
 Stephen Parker, OG
 Jacob Skinner, P

2005 REVIEW

2005 RECORD (PCT.): 4-7 (.364)
HOME (PCT.): 3-3 (.500) • **AWAY (PCT.):** 1-4 (.200) • **NEUTRAL (PCT.):** 0-0 (.000)
2005 SEC RECORD (PCT./FINISH): 2-6 (.250/4th SEC Western Division)
HOME (PCT.): 1-3 (.250) • **AWAY (PCT.):** 1-3 (.250) • **NEUTRAL (PCT.):** 0-0 (.000)
POSTSEASON: None
FINAL RANKINGS:
 The Associated Press: NR
 ESPN/USA Today Coaches Poll: NR

HISTORY

FIRST SEASON: 1894
ALL-TIME RECORD (PCT./SEASONS): 628-426-40 (.592)/112
ALL-TIME CONFERENCE RECORD (PCT./SEASONS): 299-255-18 (.538)
SOUTHEASTERN CONFERENCE: 50-60-2 (.455)/14
SOUTHWEST CONFERENCE: 249-195-16 (.559)/78
NATIONAL CHAMPIONSHIPS (SEASONS):
 1 (1964 - Football Writers Association of America)
CONFERENCE CHAMPIONSHIPS: 13 (Southwest Conference - 1936, 1946, 1954, 1959, 1960, 1961, 1964, 1965, 1968, 1975, 1979, 1988, 1989)
SEC WESTERN DIVISION CHAMPIONSHIPS: 3 (1995, 1998, 2002)
BOWL APPEARANCES/RECORD (PCT.): 34/11-20-3 (.368)
CONFERENCE AFFILIATIONS (SEASONS):
 Southeastern Conference (1992-present); Southwest Conference (1915-1991)
ALL-AMERICA SELECTIONS: 41 players, 47 times
ALL-CONFERENCE SELECTIONS (FIRST TEAM ONLY): 181 players, 255 times
ALL-SEC (FIRST TEAM ONLY): 21 players, 24 times
ALL-SWC (FIRST TEAM ONLY): 162 players, 234 times





2006 PRESEASON HONORS & RANKINGS

TEAM PRESEASON PREDICTIONS

NATIONAL

- No. 13 – Phil Steele's College Football
- No. 30 – Athlon Sports
- No. 31 – Hooten's Arkansas Football
- No. 33 – Lindy's Sports Annuals

SEC

- Third – Phipps Football Magazines
- Sixth – Lindy's Sports Annuals
- Seventh – Birmingham News

SEC West

- Second – Phil Steele's College Football
- Second – Phipps Football Magazines
- Third – Athlon Sports
- Third – Hooten's Arkansas Football
- Third – Lindy's Sports Annuals
- Fourth – Street & Smith's Annuals
- Fourth – Birmingham News

OTHER TEAM RANKINGS

Most Improved Team

- No. 1 – Phil Steele's College Football

Surprise Team

- No. 6 – Phil Steele's College Football

NATIONAL POSITION RANKINGS

Offensive Line

- Fourth – Athlon Sports
- Fourth – Lindy's Sports Annuals
- Seventh – Phil Steele's College Football

Running Backs

- Fifth – Athlon Sports
- Fifth – Phil Steele's College Football

Defensive Backs

- 13th – Phil Steele's College Football

Defensive Line

- Sixth – Lindy's Sports Annuals
- 23rd – Phil Steele's College Football

Linebackers

- 16th – Phil Steele's College Football

Special Teams

- Eighth – Phil Steele's College Football

SEC TEAM/POSITION RANKINGS

Wide Receivers

- Eighth – Lindy's Sports Annuals

Offensive Line

- First – Athlon Sports
- First – Lindy's Sports Annuals

Defensive Backs

- Fourth – Athlon Sports

Defensive Line

- Second – Athlon Sports
- Second – Lindy's Sports Annuals

Defensive Backs

- 11th – Athlon

Linebackers

- Fourth – Lindy's Sports Annuals
- Fifth – Athlon Sports

Running Backs

- First – Lindy's Sports Annuals
- Second – Athlon Sports

Secondary

- Sixth – Lindy's Sports Annuals

Special Teams

- Fifth – Lindy's Sports Annuals

Quarterbacks

- Sixth – Athlon Sports
- Eighth – Lindy's Sports Annuals

Wide Receivers / Tight Ends

- Seventh – Athlon Sports

INDIVIDUAL HONORS & RANKINGS

Jamaal Anderson

- All-SEC Second Team – Lindy's Sports Annuals
- All-SEC Fourth Team – Phil Steele's College Football
- No. 51 Defensive End in the Nation – Phil Steele's College Football

Robert Felton

- All-SEC Second Team – Athlon Sports
- All-SEC Third Team – Phil Steele's College Football
- No. 43 Offensive Guard in the Nation – Phil Steele's College Football

Marcus Harrison

- All-SEC Second Team – Athlon Sports
- No. 28 Defensive Tackle in the Nation – Phil Steele's College Football

Peyton Hillis

- All-SEC Third Team (PR) – Phil Steele's College Football
- No. 3 Fullback in the Nation – The Sporting News
- No. 3 Fullback in the Nation – Phil Steele's College Football
- SEC's Best Blocking Back (Runner-Up) – Birmingham News

Chris Houston

- All-SEC Second Team – College Football News.com

Keith Jackson

- No. 9 Defensive Tackle in the Nation – The Sporting News
- No. 15 Defensive Tackle in the Nation – Lindy's Sports Annuals
- No. 23 Defensive Tackle in the Nation – Phil Steele's College Football
- All-SEC First Team – The Sporting News
- All-SEC First Team – Phipps Football Magazines
- All-SEC First Team – Birmingham News
- All-SEC Second Team – Phil Steele's College Football
- All-SEC Third Team – Athlon Sports
- All-SEC Team – Street & Smith's Annuals

Felix Jones

- Second Team All-America – Athlon Sports
- Second Team All-America – Rivals.com
- Fourth Team All-America – Phil Steele's College Football
- No. 4 Return Man in the Nation – The Sporting News
- No. 10 All-Purpose Player in the Nation – Lindy's Sports Annuals
- No. 18 SEC Position Player – College Football News.com
- All-SEC First Team – Athlon Sports
- All-SEC First Team – College Football News.com
- All-SEC First Team – Phil Steele's College Football
- All-SEC First Team – The Sporting News
- All-SEC Second Team – Lindy's Sports Annuals

Randy Kelly

- All-SEC Second Team – Birmingham News

Jonathan Luigs

- Rimington Trophy (nation's top center)
- All-SEC Second Team – Phipps Football Magazines

All-SEC Second Team –

- Birmingham News
- All-SEC Third Team – Athlon Sports
- All-SEC Fourth Team – Phil Steele's College Football
- No. 35 Center in the Nation – Phil Steele's College Football

Darren McFadden

- Maxwell Award (nation's top player)
- Second Team All-America – Phil Steele's College Football
- Second Team All-America – Rivals.com
- Third Team All-America – Athlon Sports
- Honorable Mention All-American – Street & Smith's Annuals
- No. 4 Running Back in the Nation – Phil Steele's College Football
- No. 5 Running Back in the Nation – Lindy's Sports Annuals
- No. 6 Running Back in the Nation – The Sporting News
- No. 9 SEC Position Player – College Football News.com
- No. 22 Heisman Trophy Candidate – College Football News.com
- SEC's Most Versatile Player (Runner-Up) – Birmingham News
- SEC's Best Athlete – Birmingham News
- SEC's Best Runner (Runner-Up) – Birmingham News
- All-SEC First Team – Athlon Sports
- All-SEC First Team – College Football News.com
- All-SEC First Team – Lindy's Sports Annuals
- All-SEC First Team – The Sporting News
- All-SEC First Team – Phil Steele's College Football
- All-SEC First Team – Phipps Football Magazines
- All-SEC First Team – Birmingham News

Marcus Monk

- All-SEC First Team – Phil Steele's College Football
- No. 9 Wide Receiver in the Nation – Phil Steele's College Football

Mitch Mustain

- No. 6 SEC Impact Newcomer – Athlon Sports
- No. 7 Incoming SEC Player – Lindy's Sports Annuals
- No. 10 Incoming Freshman in the Nation – Lindy's Sports Annuals
- No. 10 Incoming Freshman in the Nation – Athlon Sports
- SEC Newcomer of the Year – The Sporting News

Sam Olajubutu

- Chuck Bednarik Award (nation's top defensive player)
- Bronko Nagurski Trophy (nation's top defensive player)
- Lott Trophy (nation's top defensive player)
- Rotary Lombardi Award (nation's top defensive lineman or linebacker)
- Second Team All-America – Athlon Sports
- Second Team All-America – Rivals.com
- Honorable Mention All-American – Street & Smith's Annuals
- No. 5 Outside Linebacker in the Nation – Lindy's Sports Annuals
- No. 7 Inside Linebacker in the Nation – The Sporting News



Senior linebacker Desmond Sims (bottom left), junior end Jamaal Anderson (center), senior linebacker Sam Olajubutu (No. 24) and junior defensive tackle Marcus Harrison (top right) have all been named to preseason All-SEC teams. Olajubutu is a preseason All-American by Athlon and UA's defensive line is ranked sixth-best in the nation by Lindy's.

- No. 22 Linebacker in the Nation – Phil Steele's College Football
- No. 11 SEC Position Player – College Football News.com
- SEC's Best Outside Linebacker – Birmingham News
- All-SEC First Team – Athlon Sports
- All-SEC First Team – College Football News.com
- All-SEC First Team – Lindy's Sports Annuals
- All-SEC First Team – The Sporting News
- All-SEC First Team – Phipps Football Magazines
- All-SEC First Team – Birmingham News
- All-SEC Team – Street & Smith's Annuals
- All-SEC Second Team – Phil Steele's College Football

Stephen Parker

- All-SEC Fourth Team – Phil Steele's College Football

Desmond Sims

- All-SEC Second Team – Phipps Football Magazines

Jacob Skinner

- All-SEC Third Team – Phil Steele's College Football
- No. 15 Punter in the Nation – Phil Steele's College Football

Zac Tubbs

- All-SEC Second Team – College Football News.com
- All-SEC Third Team – Athlon Sports
- All-SEC Fourth Team – Phil Steele's College Football

Tony Ugoh


- All-SEC Third Team – Phil Steele's College Football

Damian Williams

- No. 76 Incoming Freshman in the Nation – Athlon Sports
- No. 95 Incoming Freshman in the Nation – Lindy's Sports Annuals



2006 SEASON PREVIEW NOTES



Darren McFadden

RETURNING CAST: When Arkansas takes the field for the first play of the 2006 season, the Razorbacks' starting lineup most likely will have a familiar look. The Hogs return 20 of a potential 24 starters from 2005, the most of any SEC squad. Returning starters include all 11 positions on offense and defense as well as the punter and placekicker. In addition, the Razorbacks return 50 of 66 lettermen from 2005 including 25 on offense, 22 on defense and three specialists.

Arkansas lost only one starter on offense (center Kyle Roper) and the Razorbacks will fill that gap with 2005 freshman All-American Jonathan Luigs. Luigs was a starter at offensive guard last season. Junior Robert Felton will man the right guard spot after playing right tackle last season. Senior Zac Tubbs returns to the starting right tackle position after missing most of last season with an ankle injury.

Defensively, the Razorbacks said goodbye to middle linebacker Pierre Brown and free safety Vickiel Vaughn. Senior Desmond Sims will move from defensive end back to linebacker to fill the void left by Brown. Junior Michael Grant will start the season at free safety.

Senior Jacob Skinner returns for his final collegiate campaign after a solid junior season at punter. The departure of placekicker Chris Balseiro will open up competition for placement kicks. Sophomores Jeremy Davis and Stephen Arnold will compete for the vacancy.

LEADING THE PACK: When it comes to rushing the ball, no team in the Southeastern Conference has done it more effectively in recent years than the Arkansas Razorbacks. The Hogs have led the league in rushing yardage in three of the last four seasons including 2005. Arkansas became the first school to lead the SEC three times in a four-year span since Auburn turned the trick from 1983-85.

Freshman tailback Darren McFadden led the way for the Razorbacks last season racking up 1,113 rushing yards in his rookie season. McFadden helped Arkansas lead the league with an average of 216.9 yards per game on the ground.

Arkansas tallied 200 or more rushing yards in six of 11 games last season including a season-high 483 yards rushing in the season opener against Missouri State. In addition, the Hogs earned 190 or more yards in two other contests.

The Hogs also led the SEC in rushing in 2002 and 2003 with an average of 218.9 and 241.9 yards per game, respectively.

Arkansas will attempt to become the first team to pace the SEC in rushing four times in five seasons since Alabama led the league in four-consecutive seasons from 1971-74.

DENTING THE SCOREBOARD: Heading into the 2006 season, Arkansas has scored in 121 consecutive games, the second-longest streak in team history. Arkansas has not been shut out since a 28-0 loss to LSU in Baton Rouge, La., on Nov. 18, 1995.

The longest scoring streak in Razorback history is 125 games set from 1973-83. The Hogs were shutout by Southern Cal, 17-0, in the season opener on Sept. 15, 1973, and went 125 games before being blanked by SMU, 17-0, on Nov. 19, 1983.

Arkansas ranks fourth among league schools in the longest active scoring streak. Florida ranks first in the SEC earning points in 216 consecutive contests.

PROTECTING THE HOME FIELD: Home field advantage has been good to the Razorbacks, especially during the Houston Nutt Era. No other SEC team has won more games than Arkansas at home since 1998. The Hogs are 41-13 (.759) in games played at Donald W. Reynolds Razorback Stadium in Fayetteville and War

Memorial Stadium in Little Rock. Arkansas is 19-1 in Little Rock and 22-12 in Fayetteville in that eight-year span.

In all, four SEC teams (Arkansas, Georgia, Tennessee and LSU) have won 41 games in the past eight seasons while another two (Florida and Auburn) have won 40 home contests.

**MOST HOME WINS (1998-2005)
HOME RECORDS SINCE 1998**

	Record	Pct.
Georgia	41-8	.837
Tennessee	41-11	.788
Arkansas	41-13	.759
LSU	41-13	.759
Florida	40-9	.816
Auburn	40-15	.727
Alabama	37-19	.661
Mississippi	32-19	.627
South Carolina	29-24	.547
Mississippi State	28-21	.571
Kentucky	22-28	.440
Vanderbilt	14-36	.280

STILL ATOP THE BOWL LIST: Despite missing out on postseason berths in each of the past two seasons, Arkansas still finds itself atop the bowl appearance list for SEC Western Division teams since 1998.

The Razorbacks have made six bowl appearances since Houston Nutt took over the reins in Fayetteville. Arkansas has made two appearances in the Cotton Bowl (2000 and 2002) and one appearance each in the Citrus Bowl (1999), the Las Vegas Bowl (2000), the Music City Bowl (2002) and the Independence Bowl (2003).

Although Arkansas has a rich bowl tradition, in the eight seasons prior to Nutt's arrival the Razorbacks had earned only two bowl berths.

RACKING UP 20: The Razorbacks have made a routine of racking up 20 points since Houston Nutt arrived in Fayetteville. Arkansas has scored 20 points or more in 70 of Nutt's 97 games (.722) as head coach. Arkansas is 52-18 (.743) when scoring 20 points or more including a 26-9 mark (.743) in the last four seasons.

NEW FACES ON THE OFFENSIVE STAFF: Arkansas will sport a new look on offense thanks to the addition of new offensive coordinator and wide receivers coach Gus Malzahn and quarterbacks coach Alex Wood. Nutt landed a legendary high school coach and a former NFL offensive coordinator for his 2006 coaching staff.

Malzahn comes to Arkansas after a prolific high school coaching career in the state. Last season, Malzahn led the Springdale Bulldogs to a perfect 14-0 record and a state championship. The Bulldogs, led by UA spring signees Mitch Mustain, Damien Williams, Ben Cleveland and Andrew Norman, finished the season ranked No. 2 in one national poll.

Malzahn has long been lauded for his innovative offensive philosophies including his patented no-huddle offense. As the first offensive coordinator for Nutt at Arkansas, he will attempt to add a proficient passing game to an already dominant rushing attack.

Wood has more than 26 years of coaching experience in the college and National Football League (NFL) ranks including four years as the head coach of James Madison University. The former Arizona Cardinals' offensive coordinator and Minnesota Vikings' quarterbacks coach brings a resume long in experience to Fayetteville.

During his coaching career, Wood has tutored NFL quarterbacks Daunte Culpepper, Randall Cunningham, Jeff George and Bubby Brister as well as NFL wide receivers Chad Johnson and Peter Warrick.

In another offensive staff adjustment, Arkansas assistant coach James Shibest shifted his focus from the Hogs' wide receivers to the Razorbacks' tight ends. Shibest will also continue to coach Arkansas' special teams.

SPECTACULAR ROOKIE SEASON: It didn't take long for tailback Darren McFadden to make his mark as a Razorback. The North Little Rock native rushed his way into the UA record books in his first season in Fayetteville.

McFadden, a consensus freshman All-America and first-team All-SEC selection became the first Razorbacks freshman to rush for more than 1,000 yards when he racked up 1,113 yards in 2005. He destroyed the UA freshman rushing record by more than 200 yards and recorded the first, second, fourth, sixth and eighth-best rushing days by a Razorback freshman in school history. He also set a new UA





OUTLOOK

2006 SEASON PREVIEW NOTES

freshman scoring record with 11 touchdowns.

The SEC Freshman and Newcomer of the Year became only the seventh Razorback to rush for 1,000 yards in a season. Only Ben Cowins (1976) reached 1,000 yards with less carries in Arkansas history.

McFadden finished fourth in the SEC and 31st in the nation with an average of 101.2 yards per game. He was second in rushing yardage by freshman trailing only Northwestern's Tyrell Sutton.

RARE COMPANY: Arkansas tailback Darren McFadden rushed his way into some elite company in the history of the Southeastern Conference. McFadden became only the seventh freshman in league history to eclipse the 1,000-yard rushing mark in his first season. He joined Herschel Walker (Georgia), Emmitt Smith (Florida), Reggie Cobb (Tennessee), Chuck Webb (Tennessee), Jamal Lewis (Tennessee) and Justin Vincent (LSU) on that exclusive list.

McFadden recorded the sixth-best freshman rushing total in SEC history with 1,113 yards and became the first league freshman to accomplish the feat since Vincent earned 1,001 yards for LSU in 2003.

ALL-AMERICAN JONES: While freshman tailback Darren McFadden garnered most of the attention in 2005, it was another rookie that secured his own place in Razorback football history. Felix Jones became the first UA freshman to earn first-team All-America honors when he was selected as a kickoff returner to the College Football News.com squad for the 2005 season.

Jones finished second in the country with an average of 31.9 yards per kickoff return. He returned 17 kickoffs for 543 yards and one touchdown. His 100-yard kickoff return for a touchdown against Mississippi State vaulted Jones into the national lead in that category and helped him earn All-America honors. Only after TCU's Cory Rodgers improved his average in a bowl game did Jones slip to second in the national rankings.

Jones became the 19th All-American in Arkansas history and the first since offensive tackle Shawn Andrews (2002) to garner the honors.

STEADY UNDER CENTER: One of the most pleasant surprises of the 2005 campaign was the emergence of quarterback Casey Dick. The sophomore from Allen, Texas, hadn't taken a collegiate snap when he started for the Hogs as a true freshman in the eighth game of the 2005 season.

Dick started the final four games of the season leading the Hogs to a 2-2 record. He was sensational in a win over Ole Miss earning SEC Freshman of the Week honors after throwing three touchdowns against the Rebels. He completed his final 12 pass attempts to lead the Hogs to a comeback victory.

Dick finished the season with 584 passing yards and seven touchdowns on 53 completions.

RETURN TO THE GRIDIRON: Arkansas head coach Houston Nutt didn't have to go far to find a new secondary coach in the off-season. Nutt called a familiar colleague, former Razorback assistant coach and director of football operations Louis Campbell, to fill the position.


Campbell has returned to the field as the Razorbacks' secondary coach after spending the past eight seasons in an administrative role. Prior to accepting the director of football operations position, Campbell spent eight seasons with the Razorbacks as an assistant coach under Jack Crowe, Joe Kines and Danny Ford. He served a brief stint as the Hogs' secondary coach under Nutt at the end of the 1999 season when he helped the Razorbacks post a 27-6 win over Texas in the 2000 Cotton Bowl.

A former Razorback defensive back, Campbell has more than 30 years of college coaching experience on his resume including time at Alabama, Oklahoma State, SMU and with the Tampa Bay Buccaneers in the NFL.

'BUTU AMONG NATION'S BEST: Senior Sam Olajubutu is already garnering national attention for his play at linebacker. Olajubutu has already been named to the watch lists for both the Lombardi Award and the Lott Trophy for the 2006 season.

The LaGrange, Ga., product had a monster junior campaign in 2005 racking up 118 tackles and 14.5 TFL (-40). His tackle total ranked third in the SEC and earned him first-team All-SEC honors by the league's coaches. Olajubutu also garnered honorable mention All-America honors from CollegeFootballNews.com.

In 2005, he made at least 14 tackles four times including his SEC-leading 18 tackles against Auburn. Olajubutu enters his senior season with 257 career tackles, just 43 stops shy of becoming only the 14th Razorback to record 300 tackles.



Jacob Skinner

LATE-SEASON CALL ON JAMAAL: Defensive end Jamaal Anderson will be looking to keep the momentum of a late-season surge when he lines up on the edge of the Razorback defense in 2006. Anderson capped his sophomore season with an impressive run at defensive end earning 34 of his 47 season tackles in the last five games of the 2005 campaign. He recorded at least six tackles in four of his last five contests including games against Georgia, South Carolina, Ole Miss and Mississippi State. Included in that stint were 8.5 TFL (-47) and three sacks (-24).

Anderson finished the season ranked ninth in the SEC with 10.5 TFL (-58). He also ranked fourth on the Razorbacks with seven quarterback hurries.

SIMS SWITCH: After spending last season at defensive end, Desmond Sims is headed back to linebacker for his senior season. Shortly after the arrival of Arkansas defensive coordinator Reggie Herring, Sims was moved to defensive end. He excelled there last season earning 63 tackles, including 10.5 TFL (-77).

The return of end Anthony Brown from injury and the emergence of Jamaal Anderson at the other end position allowed Herring to return Sims to his original position to help shore up a thin linebacking corps. Sims played linebacker in his first two seasons with the Razorbacks.

Entering 2006, Sims is projected as the starter at the mike or middle linebacker position left vacant by the departure of graduating senior Pierre Brown.

SKINNER KICKS HIS WAY INTO NATIONAL SPOTLIGHT: Arkansas punter Jacob Skinner has put himself in prime position to be one of the leading candidates for the Ray Guy Award in 2006. The honor bestowed on the nation's top punter has already spotlighted Skinner after a solid junior season in 2005.


Skinner averaged a career-best 41.8 yards per punt last season racking up 2,091 yards on 50 punts. His average ranked him fourth in the SEC and 35th nationally.

The Texarkana native also was adept at limiting opponents' returns. He forced 21 fair catches and landed 15 punts inside the opponents' 20-yard line. He was especially effective against some of the nation's most potent punt returners. Against No. 1 USC, he forced Heisman Trophy winner Reggie Bush into three fair catches and landed two more punts inside the Trojans' 20-yard line. He averaged 41.0 yards per punt against USC. Against LSU's standout returner Skyler Green, Skinner averaged 40.9 yards per punt including forcing four fair catches and placing two punts inside the Tigers' 20-yard line.

TOUGH ROAD: The 2006 schedule appears to be another stiff test for Arkansas. That shouldn't come as a surprise, however, as the Razorbacks have played a top-10 ranked schedule in four of the past five seasons. Arkansas' opponents accumulated a record of 63-40 (.612) last season giving the Hogs the eighth-most difficult schedule among 119 Division I-A teams. The Razorbacks boasted the toughest slate of any SEC squad in 2005.

Arkansas' schedule finished eighth in the NCAA's toughest schedule rankings in 2004, 26th in 2003 and fourth in 2002 and 2001.

In 2006, Arkansas will take the field against five teams that played in bowl games last season. The Razorbacks open the season with Southern California. USC has earned three-consecutive trips to the BCS Championship Game and has captured two national championships in the past three seasons. The Hogs will also play 2005 league bowl participants Alabama, Auburn, South Carolina and LSU in 2006.



Sam Olajubutu

2006



RAZORBACK FOOTBALL





OUTLOOK

2006 ARKANSAS RAZORBACKS PRE-SEASON DEPTH CHART

*Newcomers listed on defense only

OFFENSE

SPLIT END

- 85 **Marcus Monk, 6-6, 222, JR-2L**
- 28 Chris Baker, 6-1, 201, JR-2L
- 13 Rod Coleman, 6-2, 182, FR-RS



Marcus Monk

LEFT TACKLE

- 66 **Tony Ugoh, 6-5, 300, SR-3L**
- 78 Jose Valdez, 6-6, 304, SO-1L
- 71 Andrew Davie, 6-6, 273, FR-RS



Tony Ugoh

LEFT GUARD

- 74 **Stephen Parker, 6-4, 313, SR-2L**
- 60 Chase Pressley, 6-4, 309, SR-2L
- 56 Colin Tucker, 6-4, 291, FR-RS



Stephen Parker

CENTER

- 63 **Jonathan Luigs, 6-4, 305, SO-1L**
- 67 Jeremy Harrell, 6-2, 303, SR-3L
- 58 Joey Crossland, 6-5, 326, FR-RS



Jonathan Luigs

RIGHT GUARD

- 61 **Robert Felton, 6-4, 321, JR-2L**
- 68 Mitch Petrus, 6-5, 284, SO-1L
- Mike Moffitt, 6-1, 282, SO-TR



Robert Felton

RIGHT TACKLE

- 69 Zac Tubbs, 6-6, 330, SR-2L
- 75 Nate Garner, 6-6, 325, JR-2L
- 62 Michael Aguirre, 6-6, 308, FR-RS



Zac Tubbs

TIGHT END

- 89 **Wes Murphy, 6-3, 250, SR-3L**
- 80 Mason Templeton, 6-7, 274, JR-2L
- 88 Marc Winston, 6-5, 262, SO-1L
- 83 Lance Thompson, 6-4, 235, SO-1L



Wes Murphy

FLANKER

- 10 **Cedric Washington, 6-0, 200, SR-3L**
- 7 Reggie Fish, 5-7, 161, SO-1L
- 87 John Aaron Rees, 6-1, 207, SO-1L



Cedric Washington

QUARTERBACK

- 11 **Casey Dick, 6-2, 213, SO-1L**
- 18 Robert Johnson, 6-2, 216, JR-2L



Casey Dick

TAILBACK

- 5 **Darren McFadden, 6-2, 213, SO-1L**
- 25 Felix Jones, 6-0, 208, SO-1L
- 21 Michael Smith, 5-7, 170, FR-RS



Darren McFadden

FULLBACK

- 22 **Peyton Hillis, 6-2, 238, JR-2L**
- 33 Farod Jackson, 6-0, 240, JR-2L



Peyton Hillis

SPECIAL TEAMS

KICKOFF

- 52 **Brian Vavra, 5-11, 175, SO-1L**



Brian Vavra

PLACEKICKER

- 50 Jeremy Davis, 5-9, 195, SO-1L
- Stephen Arnold, 6-0, 186, SO-SQ



Jeremy Davis

PUNTER

- 14 **Jacob Skinner, 6-3, 212, SR-3L**
- 50 Jeremy Davis, 5-9, 195, SO-1L



Jacob Skinner

DEEP SNAPPER

- 51 **Brett Goode, 6-1, 232, SR-3L**



Brett Goode

HOLDER

- 14 **Jacob Skinner, 6-3, 212, SR-3L**



Jacob Skinner

KICKOFF RETURNS

- 25 **Felix Jones, 6-0, 208, SO-1L**
- 5 **Darren McFadden, 6-2, 213, SO-1L**



Felix Jones

PUNT RETURNS

- 22 **Peyton Hillis, 6-2, 238, JR-2L**
- 25 Felix Jones, 6-0, 208, SO-1L **OR**
- 2 Reggie Fish, 5-7, 161, SO-1L



Peyton Hillis





2006 ARKANSAS RAZORBACKS PRE-SEASON DEPTH CHART

*Newcomers listed on defense only

DEFENSE

LEFT END

- 92 **Jamaal Anderson, 6-6, 262, JR-2L**
- 94 Chris Wade, 6-6, 255, JR-TR
- 54 Malcolm Sheppard, 6-2, 250, FR-HS



Jamaal Anderson

LEFT TACKLE

- 55 **Marcus Harrison, 6-3, 311, JR-2L**
- 90 Ernest Mitchell, 6-2, 296, SO-1L
- 57 Freddie Barnett, 6-2, 300, JR-TR



Marcus Harrison

RIGHT TACKLE

- 99 **Keith Jackson, 6-0, 292, SR-3L**
- 95 Fred Bledsoe, 6-3, 305, JR-1L **OR**
- 93 Marcus Shavers, 6-3, 275, SO-1L



Keith Jackson

RIGHT END

- 91 Anthony Brown, 6-6, 228, SR-1L
- 97 Antwain Robinson, 6-3, 253, SO-1L
- 98 Donnell Sanders, 6-3, 225, FR-HS



Anthony Brown

WILL LINEBACKER

- 24 **Sam Olajubutu, 5-9, 222, SR-3L**
- 41 Ryan Powers, 6-2, 200, FR-HS **OR**
- 45 Wendel Davis, 6-1, 210, FR-HS



Sam Olajubutu

MIKE LINEBACKER

- 23 **Desmond Sims, 6-3, 232, SR-3L**
- 30 Weston Dacus, 6-2, 227, JR-2L
- 36 Van Stumon, 6-3, 238, FR-HS
- 49 Mark Bonner, 6-1, 192, SO-1L



Desmond Sims

DEPTH CHART KEY

Returning starters from 2005 are in **bold**.

SAM LINEBACKER

- 44 **Freddie Fairchild, 6-2, 211, SO-1L**
- 42 Chip Gregory, 6-4, 215, FR-HS **OR**
- 40 Adrian Davis, 6-4, 200, FR-HS



Freddie Fairchild

LEFT CORNERBACK

- 2 **Chris Houston, 5-11, 181, JR-2L **OR****
- 4 Darius Vinnett, 5-9, 162, SR-1L
- 17 Shedrick Johnson, 5-10, 183, SO-1L
- 29 Jamar Love, 6-1, 193, SO-1L



Chris Houston

STRONG SAFETY

- 6 **Randy Kelly, 6-0, 185, SR-2L**
- 31 Matt Hewitt, 6-3, 208, JR-TR **OR**
- 35 John West, 6-2, 193, JR-TR
- 39 Matt Harris, 6-2, 194, FR-TR



Randy Kelly

FREE SAFETY

- 8 Michael Grant, 5-11, 196, JR-2L
- 3 Kevin Woods, 5-10, 195, JR-2L
- 34 Desmond Williams, 6-2, 207, SO-1L
- 38 Elston Forte, 6-1, 200, SO-1L
- 43 Dallas Washington, 6-0, 212, SO-1L



Michael Grant

RIGHT CORNERBACK

- 9 **Matterral Richardson, 6-0, 194, JR-2L**
- 20 John Johnson, 5-10, 194, JR-2L
- 27 Jerell Norton, 6-1, 180, FR-HS
- 26 Ramon Broadway, 5-9, 185, FR-HS



Matterral Richardson

2006



RAZORBACK FOOTBALL

PRONUNCIATION GUIDE

COACHING STAFF

Gus Malzahn – “MAL” zon
 James SHIBEST – SHEE-“best”

ATHLETES

Michael AGUIRRE – a – “GEAR” - ee
 RAMON Broadway – “RUH” - cuss
 Weston DACUS – “DAY” - cuss
 Nathan DUREN – “DURR” in

Nathan EMERT – “EM” - urt
 Elston FORTE – “FOUR” - tay
 Brett GOODE – “GOOD”
 FAROD Jackson – FUH-rod
 CEDRIC Logan – “SAID” - rick
 Jonathan LUIGS – luh -“WEEGS”
 Mitch MUSTAIN – “MUST” - stain
 JERRELL Norton – “JUH” - rell
 OBI AKONWA Obi – “OH” - bee - con - wah

Sam OLAJUBUTU – uh - lodge - jah - “BOO” - two
 Mitch PETRUS – “PET” - russ
 John Aaron REES – “RE” - z
 MATTERAL Richardson – Ma-“TAIR” - uhl
 ANTWAIN Robinson – An-“TWON”
 Tony UGOH – “YOU” - go
 Brian VAVRA – “VAAV” - rah
 Darius VINNETT – “VIN” - net
 Kane WOMMACK – WAHM - mok





OUTLOOK

2006 ARKANSAS RAZORBACKS ALPHABETICAL ROSTER

(Heights and weights as of July 1, 2006)

No.	Name	Pos.	Ht.	Wt.	Class-Exp.	RS Year / Medical Hardship	Hometown (High School / JC)
62	Michael Aguirre	OT	6-6	308	FR-RS	'05	Fort Lauderdale, Fla. (Cypress Bay HS)
	Charles Alexander	DT	6-3	274	SO-TR		Little Rock, Ark. (Central HS / Ouachita Baptist)
92	Jamaal Anderson	DE	6-6	262	JR-2L		Little Rock, Ark. (Parkview HS)
	Stephen Arnold	K	6-0	186	SO-SQ		McKinney, Texas (McKinney)
28	Chris Baker	SE	6-1	201	JR-2L	'05	Osceola, Ark. (Osceola / Hargrave [Va.] Military Acad.)
57	Freddie Barnett	DT	6-2	300	JR-TR		Texarkana, Ark. (Arkansas HS / Trinity Valley CC)
95	Fred Bledsoe	DT	6-3	305	JR-1L		Little Rock, Ark. (Central HS)
49	Mark Bonner	MLB	6-1	192	SO-1L		Fayetteville, Ark. (Fayetteville)
26	Ramon Broadway	CB	5-9	185	FR-HS		Shreveport, La. (Evangel Christian Academy)
91	Anthony Brown	DE	6-6	228	SR-1L	'04	Hot Springs, Ark. (Brentwood [Tenn.] HS / Miss. Delta CC)
86	Ben Cleveland	TE	6-4	248	FR-HS		Springdale, Ark. (Springdale)
13	Rod Coleman	SE	6-2	182	FR-RS	'05	Camden, Ark. (Fairview HS)
*2	London Crawford	FL	6-3	205	FR-HS		Mobile, Ala. (Davidson HS)
58	Joey Crossland	C/OG	6-5	326	FR-RS	'05	Russellville, Ark. (Russellville)
30	Weston Dacus	MLB	6-2	227	JR-2L		Searcy, Ark. (Searcy)
71	Andrew Davie	OT	6-6	273	FR-RS	'05	Little Rock, Ark. (Central Ark. Christian HS)
40	Adrian Davis	SLB	6-4	200	FR-HS		Rosenberg, Texas (Terry HS)
50	Jeremy Davis	P/K	5-9	195	SO-1L	'05	Fort Smith, Ark. (Southside HS)
45	Wendel Davis	WLB	6-1	210	FR-HS		Sweeny, Texas (Sweeny)
	Chad Dayton	QB	6-2	195	SO-SQ	'04	Tulsa, Okla. (Memorial HS)
11	Casey Dick	QB	6-2	211	SO-1L		Allen, Texas (Allen)
73	Ray Dominguez	OT	6-5	260	FR-HS		Bainbridge, Ga. (Bainbridge)
	Nathan Duren	SNP	6-2	210	FR-RS	'05	Sherwood, Ark. (Sylvan Hills HS)
	Nathan Emert	QB	6-2	190	SO-TR		Springdale, Ark. (Shiloh Christian / Missouri Southern)
44	Freddie Fairchild	SLB	6-2	211	SO-1L		Little Rock, Ark. (Central HS / Hargrave [Va.] Military Acad.)
61	Robert Felton	OG	6-4	321	JR-2L	'03	Houston, Texas (Cypress Creek HS)
7	Reggie Fish	FL	5-7	161	SO-1L		Mesquite, Texas (Mesquite)
38	Elston Forte	FS	6-1	200	SO-1L		Little Rock, Ark. (Mills HS)
	Allen Gardner	TE	6-6	210	FR-HS		Dallas, Texas (Carter HS)
75	Nate Garner	OT	6-6	325	JR-2L	'03	Roland, Ark. (Pulaski Robinson HS)
	Blane Gibson	SE	6-2	208	FR-RS	'05	Quitman, Texas (Quitman)
51	Brett Goode	SNP	6-1	232	SR-3L		Fort Smith, Ark. (Northside HS)
8	Michael Grant	FS	5-11	196	JR-2L		Stone Mountain, Ga. (Stephenson HS)
64	Cord Gray	OG	6-2	282	SO-SQ		Wynne, Ark. (Wynne)
72	Cody Green	OG/OT	6-6	325	SO-SQ	'04	Oneonta, Ala. (Cullman [Ala.] HS)
42	Chip Gregory	SLB	6-4	215	FR-HS		Allen, Texas (American Heritage Academy)
	Joel Hall	K/P	5-10	155	FR-RS	'05	Shreveport, La. (Loyola College Prep)
67	Jeremy Harrell	C	6-2	303	SR-3L		Texarkana, Ark. (Texas HS)
39	Matt Harris	SS	6-2	194	FR-RS	'05	Richardson, Texas (Pearce HS)
55	Marcus Harrison	DT	6-3	311	JR-2L		Little Rock, Ark. (Mills HS / Hargrave Military [Va.] Acad.)
76	Jim Hart	OT	6-6	295	FR-HS		Pocahontas, Ark. (Pocahontas)
	Joseph Henry	TE	6-4	190	FR-RS	'05	Conway, Ark. (Little Rock Central HS)
31	Matt Hewitt	SS	6-3	208	JR-TR		Englewood, N.J. (Dwight Morrow HS / Alfred State CC)
22	Peyton Hillis	FB	6-2	238	JR-2L		Conway, Ark. (Conway)
*2	Chris Houston	CB	5-11	181	JR-2L	'03	Austin, Texas (LBJ HS)
	Nathan Huffer	SNP	5-11	238	JR-SQ		Bentonville, Ark. (Bentonville)
15	Clark Irwin	QB	6-0	189	FR-RS	'05	Little Rock, Ark. (Central HS)
33	Farod Jackson	FB	6-0	240	JR-2L	'03	Little Rock, Ark. (Mills HS)
99	Keith Jackson	DT	6-0	292	SR-3L		Little Rock, Ark. (McClellan HS)
	Glen Jasper	WLB	6-0	215	SR-SQ	'02	Millington, Tenn. (Millington HS)
20	John Johnson	CB	5-10	194	SR-3L	'02	Houston, Texas (Sam Houston HS)
84	Rashaad Johnson	FL	6-1	188	FR-RS	'05	Waco, Texas (Waco)
18	Robert Johnson	QB	6-2	216	JR-2L	'03	Waco, Texas (Waco)
17	Shedrick Johnson	CB	5-10	183	SO-1L	'04	Sweeny, Texas (Sweeny)
25	Felix Jones	TB	6-0	208	SO-1L		Tulsa, Okla. (Booker T. Washington HS)
*6	Randy Kelly	SS	6-0	185	SR-2L		Palmetto, Fla. (Manatee HS / Coffeyville [Kan.] CC)
*6	Cedric Logan	FL	6-0	200	JR-1L		Fayetteville, Ark. (Fayetteville)
65	DeMarcus Love	OG	6-5	295	FR-HS		Lancaster, Texas (Carter HS)
29	Jamar Love	CB	6-1	193	SO-1L		North Little Rock, Ark. (North Little Rock)

2006



UNIVERSITY OF ARKANSAS





OUTLOOK

2006 ARKANSAS RAZORBACKS ALPHABETICAL ROSTER

(Heights and weights as of July 1, 2006)

No.	Name	Pos.	Ht.	Wt.	Class-Exp.	RS Year / Medical Hardship	Hometown (High School / JC)
63	Jonathan Luigs	C	6-4	305	SO-1L	'04	Little Rock, Ark. (Pulaski Academy)
5	Darren McFadden	TB	6-2	213	SO-1L		North Little Rock, Ark. (Pulaski Oak Grove HS)
	Lucas Miller	SE	6-3	188	FR-RS	'05	Huntington, Ark. (Greenwood [Ark.] HS)
90	Ernest Mitchell	DT	6-2	296	SO-1L	'04	Newnan, Ga. (Newnan)
	Mike Moffitt	OG	6-1	282	JR-SQ		Gilbert, Ariz. (Gilbert / Univ. New Haven / Northern Arizona)
85	Marcus Monk	SE	6-6	222	JR-2L		Lepanto, Ark. (East Poinsett County HS)
	Will Moore	K	6-1	185	FR-RS	'05	Searcy, Ark. (Searcy)
89	Wes Murphy	TE	6-3	250	SR-3L	'04	Cuthbert, Ga. (Shiloh Christian [Ark.] HS)
16	Mitch Mustain	QB	6-3	205	FR-HS		Springdale, Ark. (Springdale)
82	Andrew Norman	FL	6-2	180	FR-HS		Springdale, Ark. (Springdale)
27	Jerell Norton	CB	6-1	180	FR-HS		Cedar Hill, Texas (Cedar Hill)
	Obiakonwa Obi	FS	6-1	192	FR-RS	'05	Missouri City, Texas (Marshall HS)
24	Sam Olajubutu	WLB	5-9	222	SR-3L	NA \ '02	LaGrange, Ga. (LaGrange)
74	Stephen Parker	OG	6-4	313	SR-2L	'02	Mandeville, La. (St. Paul Catholic HS)
	Sean Penix	SE	6-0	169	SO-SQ	'04	Fort Smith, Ark. (Southside HS)
68	Mitch Petrus	OG	6-5	284	SO-1L		Carlisle, Ark. (Carlisle)
41	Ryan Powers	WLB	6-2	200	FR-HS		Athens, Ala. (Tanner HS)
60	Chase Pressley	OG	6-4	309	SR-2L	'02	Fort Smith, Ark. (Southside HS)
87	John Aaron Rees	FL	6-1	207	SO-1L	'04	Little Rock, Ark. (Pulaski Academy)
	Tommy Rehg	WLB	6-0	219	FR-HS		Plano, Texas (Plano)
9	Matterral Richardson	CB	6-0	194	JR-2L		Marlin, Texas (Marlin)
	Jonathan Riddell	DT	6-2	257	FR-HS		Russellville, Ark. (Russellville)
97	Antwain Robinson	DE	6-3	253	SO-1L		Little Rock, Ark. (Central HS)
19	Carlton Salters	FL	6-0	185	FR-HS		Tallahassee, Fla. (North Florida Christian HS)
98	Donnell Sanders	DE	6-3	225	FR-HS		College Park, Ga. (North Clayton HS)
93	Marcus Shavers	DT	6-3	275	SO-1L		Lucas, Texas (Allen HS)
54	Malcolm Sheppard	DT	6-2	250	FR-HS		Bainbridge, Ga. (Bainbridge)
	Ricky Don Simpson	TB	5-6	196	SR-TR		Van Buren, Ark. (Van Buren / SAU / UCA)
23	Desmond Sims	MLB	6-3	232	SR-3L	'02	Lilbourn, Mo. (New Madrid County Central HS)
14	Jacob Skinner	P	6-3	212	SR-3L		Texarkana, Texas (Texas HS)
37	Hezekiah Smith	TB	6-0	220	FR-RS	'05	Little Rock, Ark. (Sylvan Hills HS)
21	Michael Smith	TB	5-7	170	FR-RS	'05	Tallahassee, Fla. (Rickards HS)
	Mitchell Smith	P	5-11	220	FR-RS	'05	Bentonville, Ark. (Bentonville)
	Matt Stoltz	MLB	6-3	238	SO-SQ	'04 (LSU)	Little Rock, Ark. (Pulaski Academy / LSU)
36	Van Stumon	MLB	6-3	238	FR-HS		North Little Rock, Ark. (North Little Rock)
80	Mason Templeton	TE	6-7	274	JR-2L	'03	Burnet, Texas (Burnet)
83	Lance Thompson	TE	6-4	235	SO-1L	'04	Searcy, Ark. (Searcy)
69	Zac Tubbs	OT	6-6	330	SR-2L	'05	Cullman, Ala. (Cullman HS)
56	Colin Tucker	OG	6-4	291	FR-RS	'05	Richardson, Texas (Pearce HS)
66	Tony Ugoh	OT	6-5	300	SR-3L	NA \ '02	Houston, Texas (Westfield HS)
78	Jose Valdez	OT	6-6	304	SO-SQ		St. Francis, Wis. (St. Francis)
52	Brian Vavra	K	5-11	175	SO-1L	'04	Bentonville, Ark. (Bentonville)
4	Darius Vinnett	CB	5-9	162	SR-1L	NA \ '05	St. Rose, La. (Destrahan HS / West Hill [Calif.] College)
94	Chris Wade	DE	6-6	255	JR-TR		Broken Arrow, Okla. (Broken Arrow / Northeastern Okla. A&M)
81	Marques Wade	SE	6-4	185	FR-HS		Ellenwood, Ga. (Martin Luther King HS)
10	Cedric Washington	FL	6-0	200	SR-3L	'02	Bryan, Texas (Bryan)
43	Dallas Washington	FS	6-0	212	SO-1L	'05	Douglasville, Texas (Atlanta HS)
35	John West	SS	6-2	193	JR-TR		Milwaukee, Wis. (Oak Creek HS / N. Dakota St. College of Sciences)
							Katy, Texas (Brookshire Royal HS)
32	Torian Wilkins	TB	5-9	185	FR-HS		Katy, Texas (Brookshire Royal HS)
1	Damian Williams	SE	6-1	188	FR-HS		Springdale, Ark. (Springdale)
34	Desmond Williams	FS	6-2	207	SO-1L	'04	Eules, Texas (Trinity HS)
88	Marc Winston	TE	6-5	262	SO-1L	'04	Little Rock, Ark. (Parkview HS)
	Kane Wommack	FB	6-0	213	FR-RS	'05	Columbia, S.C. (Fayetteville [Ark.] HS)
3	Kevin Woods	FS	5-10	195	JR-2L	'03	Memphis, Tenn. (Fairley HS)

* Duplicate numbers

2006



RAZORBACK FOOTBALL





OUTLOOK

2006 ARKANSAS RAZORBACKS NUMERICAL ROSTER

(Heights and weights as of July 1, 2006)

No.	Name	Pos.	Ht.	Wt.	Class-Exp.	RS Year / Medical Hardship	Hometown (High School / JC)
1	Damian Williams	SE	6-1	188	FR-HS		Springdale, Ark. (Springdale)
*2	London Crawford	FL	6-3	205	FR-HS		Mobile, Ala. (Davidson HS)
*2	Chris Houston	CB	5-11	181	JR-2L	'03	Austin, Texas (LBJ HS)
3	Kevin Woods	FS	5-10	195	JR-2L	'03	Memphis, Tenn. (Fairley HS)
4	Darius Vinnett	CB	5-9	162	SR-1L	NA \ '05	St. Rose, La. (Destrahan HS / West Hill [Calif.] College)
5	Darren McFadden	TB	6-2	213	SO-1L		North Little Rock, Ark. (Pulaski Oak Grove HS)
*6	Randy Kelly	SS	6-0	185	SR-2L		Palmetto, Fla. (Manatee HS / Coffeyville [Kan.] CC)
*6	Cedric Logan	FL	6-0	200	JR-1L		Fayetteville, Ark. (Fayetteville)
7	Reggie Fish	FL	5-7	161	SO-1L		Mesquite, Texas (Mesquite)
8	Michael Grant	FS	5-11	196	JR-2L		Stone Mountain, Ga. (Stephenson HS)
9	Matterral Richardson	CB	6-0	194	JR-2L		Marlin, Texas (Marlin)
10	Cedric Washington	FL	6-0	200	SR-3L	'02	Bryan, Texas (Bryan)
11	Casey Dick	QB	6-2	211	SO-1L		Allen, Texas (Allen)
13	Rod Coleman	SE	6-2	182	FR-RS	'05	Camden, Ark. (Fairview HS)
14	Jacob Skinner	P	6-3	212	SR-3L		Texarkana, Texas (Texas HS)
15	Clark Irwin	QB	6-0	189	FR-RS	'05	Little Rock, Ark. (Central HS)
16	Mitch Mustain	QB	6-3	205	FR-HS		Springdale, Ark. (Springdale)
17	Shedrick Johnson	CB	5-10	183	SO-1L	'04	Sweeny, Texas (Sweeny)
18	Robert Johnson	QB	6-2	216	JR-2L	'03	Waco, Texas (Waco)
19	Carlton Salters	FL	6-0	185	FR-HS		Tallahassee, Fla. (North Florida Christian HS)
20	John Johnson	CB	5-10	194	SR-3L	'02	Houston, Texas (Sam Houston HS)
21	Michael Smith	TB	5-7	170	FR-RS	'05	Tallahassee, Fla. (Rickards HS)
22	Peyton Hillis	FB	6-2	238	JR-2L		Conway, Ark. (Conway)
23	Desmond Sims	MLB	6-3	232	SR-3L	'02	Lilbourn, Mo. (New Madrid County Central HS)
24	Sam Olajubutu	WLB	5-9	222	SR-3L	NA \ '02	LaGrange, Ga. (LaGrange)
25	Felix Jones	TB	6-0	208	SO-1L		Tulsa, Okla. (Booker T. Washington HS)
26	Ramon Broadway	CB	5-9	185	FR-HS		Shreveport, La. (Evangel Christian Academy)
27	Jerell Norton	CB	6-1	180	FR-HS		Cedar Hill, Texas (Cedar Hill)
28	Chris Baker	SE	6-1	201	JR-2L	'05	Osceola, Ark. (Osceola / Hargrave [Va.] Military Acad.)
29	Jamar Love	CB	6-1	193	SO-1L		North Little Rock, Ark. (North Little Rock)
30	Weston Dacus	MLB	6-2	227	JR-2L		Searcy, Ark. (Searcy)
31	Matt Hewitt	SS	6-3	208	JR-TR		Englewood, N.J. (Dwight Morrow HS / Alfred State CC)
32	Torian Wilkins	TB	5-9	185	FR-HS		Katy, Texas (Brookshire Royal HS)
33	Farod Jackson	FB	6-0	240	JR-2L	'03	Little Rock, Ark. (Mills HS)
34	Desmond Williams	FS	6-2	207	SO-1L	'04	Euleus, Texas (Trinity HS)
35	John West	SS	6-2	193	JR-TR		Milwaukee, Wis. (Oak Creek HS / N. Dakota St. College of Sciences)
36	Van Stumon	MLB	6-3	238	FR-HS		North Little Rock, Ark. (North Little Rock)
37	Hezekiah Smith	TB	6-0	220	FR-RS	'05	Little Rock, Ark. (Sylvan Hills HS)
38	Elston Forte	FS	6-1	200	SO-1L		Little Rock, Ark. (Mills HS)
39	Matt Harris	SS	6-2	194	FR-RS	'05	Richardson, Texas (Pearce HS)
40	Adrian Davis	SLB	6-4	200	FR-HS		Rosenberg, Texas (Terry HS)
41	Ryan Powers	WLB	6-2	200	FR-HS		Athens, Ala. (Tanner HS)
42	Chip Gregory	SLB	6-4	215	FR-HS		Allen, Texas (American Heritage Academy)
43	Dallas Washington	FS	6-0	212	SO-1L	'05	Douglasville, Texas (Atlanta HS)
44	Freddie Fairchild	SLB	6-2	211	SO-1L		Little Rock, Ark. (Central HS / Hargrave [Va.] Military Acad.)
45	Wendel Davis	WLB	6-1	210	FR-HS		Sweeny, Texas (Sweeny)
49	Mark Bonner	MLB	6-1	192	SO-1L		Fayetteville, Ark. (Fayetteville)
50	Jeremy Davis	P/K	5-9	195	SO-1L	'05	Fort Smith, Ark. (Southside HS)
51	Brett Goode	SNP	6-1	232	SR-3L		Fort Smith, Ark. (Northside HS)
52	Brian Vavra	K	5-11	175	SO-1L	'04	Bentonville, Ark. (Bentonville)
54	Malcolm Sheppard	DT	6-2	250	FR-HS		Bainbridge, Ga. (Bainbridge)
55	Marcus Harrison	DT	6-3	311	JR-2L		Little Rock, Ark. (Mills HS / Hargrave Military [Va.] Acad.)
56	Colin Tucker	OG	6-4	291	FR-RS	'05	Richardson, Texas (Pearce HS)
57	Freddie Barnett	DT	6-2	300	JR-TR		Texarkana, Ark. (Arkansas HS / Trinity Valley CC)
58	Joey Crossland	C/OG	6-5	326	FR-RS	'05	Russellville, Ark. (Russellville)
60	Chase Pressley	OG	6-4	309	SR-2L	'02	Fort Smith, Ark. (Southside HS)
61	Robert Felton	OG	6-4	321	JR-2L	'03	Houston, Texas (Cypress Creek HS)
62	Michael Aguirre	OT	6-6	308	FR-RS	'05	Fort Lauderdale, Fla. (Cypress Bay HS)

2006



UNIVERSITY OF ARKANSAS





OUTLOOK

2006 ARKANSAS RAZORBACKS NUMERICAL ROSTER

(Heights and weights as of July 1, 2006)

No.	Name	Pos.	Ht.	Wt.	Class-Exp.	RS Year / Medical Hardship	Hometown (High School / JC)
63	Jonathan Luigs	C	6-4	305	SO-1L	'04	Little Rock, Ark. (Pulaski Academy)
64	Cord Gray	OG	6-2	282	SO-SQ		Wynne, Ark. (Wynne)
65	DeMarcus Love	OG	6-5	295	FR-HS		Lancaster, Texas (Carter HS)
66	Tony Ugoh	OT	6-5	300	SR-3L	NA \ '02	Houston, Texas (Westfield HS)
67	Jeremy Harrell	C	6-2	303	SR-3L		Texarkana, Ark. (Texas HS)
68	Mitch Petrus	OG	6-5	284	SO-1L		Carlisle, Ark. (Carlisle)
69	Zac Tubbs	OT	6-6	330	SR-2L	'05	Cullman, Ala. (Cullman HS)
71	Andrew Davie	OT	6-6	273	FR-RS	'05	Little Rock, Ark. (Central Ark. Christian HS)
72	Cody Green	OG/OT	6-6	325	SO-SQ	'04	Oneonta, Ala. (Cullman [Ala.] HS)
73	Ray Dominguez	OT	6-5	260	FR-HS		Bainbridge, Ga. (Bainbridge)
74	Stephen Parker	OG	6-4	313	SR-2L	'02	Mandeville, La. (St. Paul Catholic HS)
75	Nate Garner	OT	6-6	325	JR-2L	'03	Roland, Ark. (Pulaski Robinson HS)
76	Jim Hart	OT	6-6	295	FR-HS		Pocahontas, Ark. (Pocahontas)
78	Jose Valdez	OT	6-6	304	SO-1L		St. Francis, Wis. (St. Francis)
80	Mason Templeton	TE	6-7	274	JR-2L	'03	Burnet, Texas (Burnet)
81	Marques Wade	SE	6-4	185	FR-HS		Ellenwood, Ga. (Martin Luther King HS)
82	Andrew Norman	FL	6-2	180	FR-HS		Springdale, Ark. (Springdale)
83	Lance Thompson	TE	6-4	235	SO-1L	'04	Searcy, Ark. (Searcy)
84	Rashaad Johnson	FL	6-1	188	FR-RS	'05	Waco, Texas (Waco)
85	Marcus Monk	SE	6-6	222	JR-2L		Lepanto, Ark. (East Poinsett County HS)
86	Ben Cleveland	TE	6-4	248	FR-HS		Springdale, Ark. (Springdale)
87	John Aaron Rees	FL	6-1	207	SO-1L	'04	Little Rock, Ark. (Pulaski Academy)
88	Marc Winston	TE	6-5	262	SO-1L	'04	Little Rock, Ark. (Parkview HS)
89	Wes Murphy	TE	6-3	250	SR-3L	'04	Cuthbert, Ga. (Shiloh Christian [Ark.] HS)
90	Ernest Mitchell	DT	6-2	296	SO-1L	'04	Newnan, Ga. (Newnan)
91	Anthony Brown	DE	6-6	228	SR-1L	'04	Hot Springs, Ark. (Brentwood [Tenn.] HS / Miss. Delta CC)
92	Jamaal Anderson	DE	6-6	262	JR-2L		Little Rock, Ark. (Parkview HS)
93	Marcus Shavers	DT	6-3	275	SO-1L		Lucas, Texas (Allen HS)
94	Chris Wade	DE	6-6	255	JR-TR		Broken Arrow, Okla. (Broken Arrow / Northeastern Okla. A&M)
95	Fred Bledsoe	DT	6-3	305	JR-1L		Little Rock, Ark. (Central HS)
97	Antwain Robinson	DE	6-3	253	SO-1L		Little Rock, Ark. (Central HS)
98	Donnell Sanders	DE	6-3	225	FR-HS		College Park, Ga. (North Clayton HS)
99	Keith Jackson	DT	6-0	292	SR-3L		Little Rock, Ark. (McClellan HS)
	Charles Alexander	DT	6-3	274	SO-TR		Little Rock, Ark. (Central HS / Ouachita Baptist)
	Stephen Arnold	K	6-0	186	SO-SQ		McKinney, Texas (McKinney)
	Chad Dayton	QB	6-2	195	SO-SQ	'04	Tulsa, Okla. (Memorial HS)
	Nathan Duren	SNP	6-2	210	FR-RS	'05	Sherwood, Ark. (Sylvan Hills HS)
	Nathan Emert	QB	6-2	190	SO-TR		Springdale, Ark. (Shiloh Christian / Missouri Southern)
	Allen Gardner	TE	6-6	210	FR-HS		Dallas, Texas (Carter HS)
	Blane Gibson	SE	6-2	208	FR-RS	'05	Quitman, Texas (Quitman)
	Joel Hall	K/P	5-10	155	FR-RS	'05	Shreveport, La. (Loyola College Prep)
	Joseph Henry	TE	6-4	190	FR-RS	'05	Conway, Ark. (Little Rock Central HS)
	Nathan Huffer	SNP	5-11	238	JR-SQ		Bentonville, Ark. (Bentonville)
	Glen Jasper	WLB	6-0	215	SR-SQ	'02	Millington, Tenn. (Millington HS)
	Lucas Miller	SE	6-3	188	FR-RS	'05	Huntington, Ark. (Greenwood [Ark.] HS)
	Mike Moffitt	OG	6-1	282	JR-SQ		Gilbert, Ariz. (Gilbert / Univ. New Haven / Northern Arizona)
	Will Moore	K	6-1	185	FR-RS	'05	Searcy, Ark. (Searcy)
	Obiakonwa Obi	FS	6-1	192	FR-RS	'05	Missouri City, Texas (Marshall HS)
	Sean Penix	SE	6-0	169	SO-SQ	'04	Fort Smith, Ark. (Southside HS)
	Tommy Rehg	WLB	6-0	219	FR-HS		Plano, Texas (Plano)
	Jonathan Riddell	DT	6-2	257	FR-HS		Russellville, Ark. (Russellville)
	Ricky Don Simpson	TB	5-6	196	SR-TR		Van Buren, Ark. (Van Buren / SAU / UCA)
	Mitchell Smith	P	5-11	220	FR-RS	'05	Bentonville, Ark. (Bentonville)
	Matt Stoltz	MLB	6-3	238	SO-SQ	'04 (LSU)	Little Rock, Ark. (Pulaski Academy / LSU)
	Kane Wommack	FB	6-0	213	FR-RS	'05	Columbia, S.C. (Fayetteville [Ark.] HS)

* Duplicate numbers

2006



RAZORBACK FOOTBALL





FOOTBALL STAFF

HEAD COACH HOUSTON NUTT



2006



UNIVERSITY OF ARKANSAS

A quick glance around the Southeastern Conference reveals what Arkansas fans already know — Houston Nutt is not only one of the longest tenured coaches in the SEC, he has proven to be one of the league's most successful leaders at building and maintaining a complete football program.

In perhaps the most competitive conference in the nation, Nutt has managed to rekindle Arkansas' proud winning tradition on the field while elevating the Razorbacks' performance in the classroom. As Nutt embarks on his ninth season at the helm in 2006, he and his squad will attempt to meet the ever increasing expectations of the Razorback program fostered in large part from the remarkable success of Nutt's first eight seasons.

When Nutt arrived in December of 1997, talk of conference championships and New Year's Day bowl games seemed as far away as the very Boise State program Nutt left to return to his home state. Arkansas was coming off back-to-back 4-7 seasons and had made only two bowl appearances in the previous eight campaigns.

Eight seasons later and heading into his ninth, Nutt and the Razorbacks can point to 57 victories, six bowl trips, three New Year's Day bowl berths and two SEC Western Division championships as evidence of that stability and success.

The six bowl trips tie for the most among the SEC's Western Division over that time frame while UA's 41 home wins tie for the most in the entire league.

Nutt and his staff have produced eight All-America selections, 42 All-SEC selections and three nine-win seasons. Arkansas has had 59 games televised since 1998, an average of more than seven per season. UA has also averaged one All-American, more than five All-SEC selections and more than seven victories per season.

In the eight years prior to Nutt's arrival, the Hogs appeared on television 36 times, an average of 4.5 games per year. In UA's first six seasons in the SEC, the Razorbacks averaged three All-SEC picks and had no All-Americans.

Nutt has also enhanced the academic success of his players with dozens of student-athletes graduating before their athletic eligibility has expired and 133 SEC Academic Honor Roll selections. Last year, 38 Razorbacks were named to UA's Lon Farrell Academic Honor Roll (3.0 grade point average or better) and 44 were named to UA's Hard Working Hogs award list (30 or more hours earned).

Nutt is only the third head coach in UA history to lead the Hogs to bowl games in each of his first six seasons. In his tenure, Arkansas has played in the 1999 Citrus Bowl, 2000 Cotton Bowl, 2000 Las Vegas Bowl, 2002 Cotton Bowl, the 2002 Music City Bowl and the 2003 Independence Bowl. Nutt joins former UA coaches Lou Holtz and Ken Hatfield in accomplishing that feat. Holtz led the Hogs to six straight bowl games from 1977-82 and Hatfield remains the winningest coach by percentage in UA history. Nutt appears to be on the same winning track as his predecessors.

Nutt has turned Arkansas into a fertile recruiting ground for NFL scouts as evidenced by the 23 NFL Draft selections since 1998. In 2004 alone, six former Razorbacks heard their name called in the NFL Draft, including first-round selections Shawn Andrews (Philadelphia Eagles) and Ahmad "Batman" Carroll

(Green Bay Packers). Quarterback Matt Jones (Jacksonville Jaguars) made it three Razorback first-round draft picks in two seasons when he was taken with the 21st overall pick in the 2005 draft. Three more former Hogs signed with NFL teams in 2006, giving Arkansas 22 in the last three years alone.

National attention for the program is on the rise as well. In addition to the increased television exposure, Andrews was an Outland Trophy and a Lombardi Award finalist in his final collegiate campaign. He is also one of the eight All-America and 42 All-SEC selections at Arkansas under Nutt.

Success is nothing new to the Little Rock, Ark., native. Nutt has compiled a career record of 93-62 (.600) in 13 seasons as a head coach including stops at Murray State, Boise State and Arkansas. He has compiled a 57-40 (.588) mark as the Razorbacks' head coach.

When Nutt was introduced as the 29th head coach in the history of University of Arkansas football on Dec. 10, 1997, it would have been difficult for anyone to envision the immediate, positive impact that he would have on a program, a university and a state.

Taking the reins of a proud program that had faltered in back-to-back 4-7 seasons, Nutt faced the daunting task of restoring the excitement and passion that had been a part of Razorback football for decades.

Nutt has more than answered the call. While his eventual rank among UA head coaches remains to be determined, there is little doubt that Nutt has already made an immeasurable impact on the Razorback football program.

His commitment to enhance the football program is not limited to the playing field. Nutt yearns to create a family atmosphere for the student-athletes who choose to come to Arkansas. While his on-field accomplishments speak for themselves, it is his investment in the lives of his players that sets him apart.

He and his staff personally monitor class attendance and visit players in their apartments and dormitory rooms at night. Nutt consistently makes decisions with the best interests of his program and student-athletes in mind. While wins and losses are easily calculated, it is Nutt's commitment to the academic success of his student-athletes that will continue to pay dividends for years to come.

His philosophy has proven to be a recipe for success in the rough and tumble world of SEC football. Once courted by Frank Broyles as a star quarterback out of Little Rock's Central High School, Nutt has made a habit of delighting University of Arkansas fans. In the past eight seasons he has taken the Razorbacks to heights unreached in more than a decade.

The optimism of Nutt's tenure can be calculated in large part by the expansion and renovation of Donald W. Reynolds Razorback Stadium. The Hogs' on-campus home was expanded from 51,000 to 72,000 in time for the 2001 season.

Nutt first thrilled Hog fans when, as a high school senior, he signed with Broyles over Paul "Bear" Bryant and Alabama. The current UA head coach was the last player to sign a letter of intent to play for Broyles before the legendary





FOOTBALL STAFF

HEAD COACH HOUSTON NUTT

coach retired after the 1976 season.

With Ron Calcagni sidelined by an injury, Nutt started four games as a true freshman in 1976. He also lettered for Arkansas' basketball team that year, a squad that finished 26-2 and won the Southwest Conference championship with a perfect 16-0 league mark under Coach Eddie Sutton.

Recruited as a drop-back passer, Nutt spent the 1977 season as a backup in the option-oriented offense instituted by Lou Holtz, Broyles' successor at the helm of the UA football program. He decided to transfer to Oklahoma State where he redshirted and then played two years at quarterback for the Cowboys. He also spent two seasons with the OSU basketball program. Nutt earned his degree in physical education in 1981. Following his graduation, Nutt remained at OSU as a graduate assistant for head coach Jimmy Johnson.

In 1983 he returned to Arkansas as a graduate assistant under Holtz. His first full-time position came at Arkansas State in the spring of 1984, but Nutt never worked a game in Jonesboro. Instead, Nutt returned to Oklahoma State, this time to be a receivers coach, in August of 1984.

He remained in Stillwater for six seasons, working extensively with quarterbacks and receivers. He was named offensive coordinator late in the 1989 season. Heisman Trophy winner Barry Sanders and All-American Thurman Thomas both played for the Cowboys during Nutt's tenure.

Nutt made the trek back to Fayetteville in 1990 to serve as wide receivers coach under Jack Crowe. Despite the Hogs' struggles during his three seasons on campus, Nutt quickly gained a reputation as an aggressive recruiter while he was establishing excellent relationships with high school coaches in Arkansas.

Murray State recognized his abilities and hired him as head coach in 1993. Nutt guided the Racers to steady progress with 4-7 and 5-6 marks in his first two seasons. In 1995 the program took off.

The Racers went 11-1 in 1995 and won the Ohio Valley Conference with a perfect 8-0 mark. They scored a school-record 421 points and had the most improved record in NCAA Division I-AA football. Their league championship was the school's first since 1986. Nutt was named OVC Coach of the Year and The Sports Network/Eddie Robinson National Division I-AA Coach of the Year.

In 1996 the Racers posted an 11-2 record, including a perfect 8-0 mark in winning their second consecutive league title. MSU won its first I-AA playoff game in school history while eclipsing the school scoring record set just the season before. Nutt was again named OVC and Regional Coach of the Year.

Nutt's accomplishments didn't go unnoticed. Boise State, in just its second season of Division I-A football, called on Nutt to take over a fledgling program that was coming off a dismal 2-10 record. In fact, *Sports Illustrated* rated Boise State 112th out of 112 teams in Division I-A football.

With what most observers agreed was a limited talent pool, Nutt managed to guide the Broncos to a 5-6 record in his first campaign. Nutt's squad held a lead against Wisconsin in the final minute of play at Madison, Wis., before the Badgers escaped with a win. The Broncos did, however, upset archrival Idaho on its own home field to end the 1997 season.

After a successful season at Boise State, Nutt found himself in the running for the top job at Arkansas. The first candidate interviewed, he waited a week to learn his fate before hearing the job was his.

Since the day he arrived in Fayetteville, he has taken the state by storm. As he recruited student-athletes, he also re-recruited fans who had grown apathetic during a listless decade of Hog football. A solid support base had remained even through the down years, but many who had stayed away were rejuvenated by Nutt's refreshment.

Fans were not the only ones attracted to Nutt's refreshing approach. Picked to finish last in the SEC West, the Razorbacks exploded out of the gates, winning their first eight games. Arkansas had top-ranked Tennessee on the ropes at Knoxville, Tenn., before an untimely fumble allowed the



THE NUTTS: (Front) Houston
(Back L to R) Hanna, Diana, Houston III, Haven and Hailey

BORN: Oct. 14, 1957

FAMILY: wife Diana (Thomas); twin daughters Hailey and Hanna (9/26/88); daughter Haven (3/19/91); son Houston III (3/11/87)

COACHING RECORD AT ARKANSAS: 57-40 (.588)

COACHING RECORD FOR CAREER: 93-62 (.600)

EDUCATION

► Central HS (Little Rock, Ark.) (1976)

► Oklahoma State – B.A. in physical education (1981)

JOINED UA STAFF: Dec. 10, 1997

YEARS OF COLLEGIATE HEAD COACHING

EXPERIENCE/YEARS AT UA: 13/8

YEARS OF COLLEGIATE COACHING

EXPERIENCE/YEARS AT UA: 25/12

COACHING HISTORY

- 1981 Oklahoma State (graduate assistant coach – defensive secondary)
- 1982 Oklahoma State (graduate assistant coach – running backs)
- 1983 Arkansas (graduate assistant coach – running backs)
- May-August 1984 Arkansas State (assistant coach – quarterbacks)
- 1984 Oklahoma State (assistant coach – wide receivers)
- 1985-88 Oklahoma State (assistant coach – wide receivers)
- 1989 Oklahoma State (wide receivers)
- 1990-92 Arkansas (assistant coach – wide receivers)
- 1993-96 Murray State (head coach)
- 1997 Boise State (head coach)
- 1998- Arkansas (head coach)

PLAYING HISTORY

- 1976-77 Arkansas (quarterback)
- 1979-80 Oklahoma State (quarterback)

POSTSEASON EXPERIENCE (Div. I only)

► PLAYER

- Arkansas
- 1978 Orange Bowl

► GRADUATE ASSISTANT COACH

- Oklahoma State
- 1982 Independence Bowl

► ASSISTANT COACH

- Oklahoma State
- 1984 Gator Bowl
- 1985 Gator Bowl
- 1987 Sun Bowl
- 1988 Holiday Bowl
- Arkansas
- 1991 Independence Bowl

► HEAD COACH

- Arkansas
- 1999 Florida Citrus Bowl
- 2000 Cotton Bowl
- 2000 Las Vegas Bowl
- 2002 Cotton Bowl
- 2002 SEC Championship Game
- 2002 Music City Bowl
- 2003 Independence Bowl

2006



RAZORBACK FOOTBALL





FOOTBALL STAFF

HEAD COACH HOUSTON NUTT

Volunteers to escape on the way to a national championship.

The Razorbacks finished 9-3 and won a share of the SEC Western Division title. The Hogs made their first ever trip to the Florida Citrus Bowl and concluded the season with their first top 20 poll finish (16th) in nine seasons. For his efforts, Nutt was named *Football News'* National Coach of the Year.

In 1999 the Razorbacks became the Western Division favorite because of an unusually large senior class. The Hogs had trouble on the road throughout the campaign, but finished in the manner of legends, defeating No. 3 Tennessee and No. 12 Mississippi State on consecutive weekends to earn a spot opposite long-time rival Texas in the Cotton Bowl.

Nutt's well-prepared team handed the Longhorns a 27-6 defeat in front of a packed house that included more than 40,000 cardinal-clad Hog fans. For the first time in its illustrious history, Texas was held to negative rushing yards. Once again the Hogs finished in the top 20 in the final polls, and Nutt's status in the eyes of Razorback fans was raised to an even higher level.

In the 2000 campaign, Nutt faced his toughest challenge yet taking on a daunting schedule without the services of the top career passer (Clint Stoerner) and receiver (Anthony Lucas) in school history. From literally the first day of workouts, Nutt and the Razorbacks faced more than their fair share of adversity and injuries. Nine players were lost for the season to injury, including the top three tailbacks listed on the preseason depth chart. In addition, dozens of other players missed practice and game time with various ailments.

Despite all the misfortune and distractions, Nutt rallied his team to back-to-back wins over No. 13 Mississippi State and No. 24 LSU to secure yet another winning regular season and a bowl game.

In 2001, the Razorbacks stumbled to a 1-3 start, including three-straight losses in league play. Nutt and the Hogs rebounded to win six of their final seven regular-season games, including wins over conference divisional leaders in consecutive contests. Arkansas topped No. 9 South Carolina, 10-7, before downing No. 17 Auburn, 42-17. The Hogs won their way back to Dallas for a New Year's Day meeting with defending national champion Oklahoma in the Cotton Bowl.

The 2002 season started impressively with convincing wins over Boise State and South Florida. But after a home loss to Alabama and a road defeat at the hands of Tennessee in six overtimes, the Razorbacks' hopes for a division title looked bleak.

But once again Nutt rallied his team down the stretch. Five straight wins including road conference wins at South Carolina and Mississippi State, gave the Hogs a chance for a share of the SEC Western Division crown. Trailing nationally-ranked LSU with less than a minute to play, quarterback Matt Jones found DeCori Birmingham in the back of the end zone for a 31-yard touchdown pass, a share of the SEC Western Division title and a ticket to the SEC Championship Game in Atlanta, Ga. Arkansas made its second appearance in the league championship

game and capped its season in the Music City Bowl.

The Razorbacks wasted little time getting noticed in 2003. Arkansas topped No. 5 Texas, 38-28, in a nationally televised showdown at Austin in the second game of the season. Arkansas vaulted into the national polls at No. 14, marking the highest debut of any team since the poll was expanded to 25 teams in 1989. Two weeks later, Arkansas rallied for a 34-31 double-overtime win at Alabama to keep the momentum going. After suffering a trio of heartbreaking conference games, Arkansas salvaged its season with a historic 71-63 seven-overtime win at Kentucky. The Hogs tied their own NCAA record for overtime periods set in 2001. The memorable win ignited a streak that saw the Razorbacks win four of their last five games including a 27-14 win over Missouri in the Independence Bowl.

Arkansas mounted another late-season run in 2004 before coming up just shy of extending its bowl streak to a school record seven-consecutive seasons. A win over Alabama in the conference opener got things started, but a brutal road slate took its toll in the middle of the campaign. Behind quarterback Matt Jones the Hogs rallied to win back-to-back games against Ole Miss and Mississippi State before falling to LSU in the season finale.

With a new quarterback, the Razorbacks missed out on a bowl bid in 2005, but showed great improvement down the stretch. UA led the SEC in rushing for the third time in four years, won two of its last three and suffered its last three losses by a combined nine points. Four players earned freshman All-America honors with one, tailback/kick returner Felix Jones, becoming a first-team All-American and another, tailback Darren McFadden, being an honorable mention All-American and the SEC's Newcomer of the Year. Linebacker Sam Olajubutu also earned honorable mention All-America honors. Another freshman, quarterback Casey Dick, was an honorable mention freshman All-American.

Nutt is quick to credit his upbringing for laying the foundation for his success. His parents, the late Houston Sr. and Emogene, spent 35 years teaching young people at the Arkansas School for the Deaf in Little Rock. His father, a 2001 inductee into the Arkansas Sports Hall of Fame, also served as athletic director and head basketball coach.

The oldest of four Nutt boys, Houston is not the only family member carrying on his father's coaching legacy. Dickey is the head basketball coach at Arkansas State while Danny is the Razorbacks' running backs coach. Dennis is an assistant basketball coach at Coastal Carolina. The Nutt coaching foursome was featured in an article in *Sports Illustrated* in 1999.

The head coach at Arkansas has proven true to his family's rich coaching heritage: a heritage that is centered on commitment, enthusiasm and a passion for people. He has impacted his players' lives and has revitalized a tradition-rich program in the process.

Born Oct. 14, 1957, Nutt and his wife Diana, who also graduated from Oklahoma State, have four children: Houston III (3/11/87), twins Hailey and Hanna (9/26/88), and Haven (3/19/91).

2006



HOUSTON NUTT'S COACHING RECORD

YEAR	SCHOOL	OVERALL			CONFERENCE			FINISH	POSTSEASON
		WON	LOST	PCT.	WON	LOST	PCT.		
1993	Murray State	4	7	.364	4	4	.500	T-4th	None
1994	Murray State	5	6	.455	4	4	.500	T-4th	None
1995	Murray State	11	1	.917	8	0	1.000	1st	I-AA Playoffs (1st round)
1996	Murray State	11	2	.846	8	0	1.000	1st	I-AA Playoffs (2nd round)
1997	Boise State	5	6	.455	3	2	.600	3rd	None
1998	Arkansas	9	3	.750	6	2	.750	T-1st West	Citrus Bowl
1999	Arkansas	8	4	.667	4	4	.500	T-3rd West	Cotton Bowl
2000	Arkansas	6	6	.500	3	5	.375	T-5th West	Las Vegas Bowl
2001	Arkansas	7	5	.583	4	4	.500	T-3rd West	Cotton Bowl
2002	Arkansas	9	5	.643	5	3	.625	T-1st West	Music City Bowl
2003	Arkansas	9	4	.692	4	4	.500	4th West	Independence Bowl
2004	Arkansas	5	6	.455	3	5	.375	T-3rd West	None
2005	Arkansas	4	7	.364	2	6	.250	4th West	None
Totals (13 seasons)		93	62	.600	58	43	.574		
Arkansas Totals (8 seasons)		57	40	.588	31	33	.484		

CAREER RECORD BY SCHOOL

Murray State (4 seasons)	31	16	.660	24	8	.667
Boise State (1 seasons)	5	6	.455	3	2	.600
Arkansas (8 seasons)	57	40	.588	31	33	.484

BOWL APPEARANCES (6)

Arkansas: 1999 Citrus Bowl, 2000 Cotton Bowl, 2000 Las Vegas Bowl, 2002 Cotton Bowl, 2002 Music City Bowl, 2003 Independence Bowl

HONORS (7)

Arkansas: 2001 SEC Coach of the Year (Associated Press, SEC Coaches'), The Football News 1998 Division I-A Coach of the Year, 1998 AFCA Division I-A Region 2 Coach of the Year. Murray State: 1996 AFCA Division I-AA Region 3 Coach of the Year, 1995 AFCA Division I-AA Region 3 Coach of the Year, 1995 Eddie Robinson Division I-AA National Coach of the Year.

UNIVERSITY OF ARKANSAS





FOOTBALL STAFF

HEAD COACH HOUSTON NUTT

HOUSTON NUTT VERSUS ALL OPPONENTS

OPPONENT	AT MURRAY STATE			AT BOISE STATE			AT ARKANSAS			TOTAL			LAST MEETING
	W	L	T	W	L	T	W	L	T	W	L	T	
Alabama	-	-	-	-	-	-	4	4	0	4	4	0	2005
Auburn	-	-	-	-	-	-	4	4	0	4	4	0	2005
Austin Peay	4	0	0	-	-	-	-	-	-	4	0	0	1996
Boise State	-	-	-	-	-	-	2	0	0	2	0	0	2002
Cal State Northridge	-	-	-	1*	0	0	-	-	-	1	0	0	1997
Central Florida	-	-	-	-	-	-	1	0	0	1	0	0	2001
Central Michigan	-	-	-	0	1	0	-	-	-	0	1	0	1997
Eastern Illinois	2	1	0	-	-	-	-	-	-	2	1	0	1996
Eastern Kentucky	2	2	0	-	-	-	-	-	-	2	2	0	1996
Florida	-	-	-	-	-	-	0	2	0	0	2	0	2004
Georgia	-	-	-	-	-	-	0	5	0	0	5	0	2005
Idaho	-	-	-	1	0	0	-	-	-	1	0	0	1997
Kentucky	-	-	-	-	-	-	2	2	0	2	2	0	2003
Louisiana-Lafayette	-	-	-	-	-	-	2	0	0	2	0	0	2002
Louisiana-Monroe	-	-	-	-	-	-	4	0	0	4	0	0	2005
Louisiana State	-	-	-	-	-	-	3	5	0	3	5	0	2005
Louisiana Tech	-	-	-	0	1	0	-	-	-	0	1	0	1997
Marshall	0	1	0	-	-	-	-	-	-	0	1	0	1993
Memphis	-	-	-	-	-	-	1	0	0	1	0	0	1998
Michigan	-	-	-	-	-	-	0	1#	0	0	1#	0	1998#
Middle Tennessee	2	2	0	-	-	-	1	0	0	3	2	0	1999
Minnesota	-	-	-	-	-	-	0	1\$	0	0	1	0	2002\$
Mississippi (Ole Miss)	-	-	-	-	-	-	5	3	0	5	3	0	2005
Mississippi State	-	-	-	-	-	-	7	1	0	7	1	0	2005
Missouri	-	-	-	-	-	-	1~	0	0	1~	0	0	2003~
Missouri State	-	-	-	-	-	-	2	0	0	2	0	0	2005
Morehead State	3	0	0	-	-	-	-	-	-	3	0	0	1995
Nevada	-	-	-	0	1	0	-	-	-	0	1	0	1997
Nevada-Las Vegas (UNLV)	-	-	-	-	-	-	1	1%	0	1	1%	0	2001
New Mexico State	-	-	-	1	0	0	2	0	0	3	0	0	2004
North Texas	-	-	-	1	0	0	1	0	0	2	0	0	2003
Northern Iowa	0	1	0	-	-	-	-	-	-	0	1	0	1995
Oklahoma	-	-	-	-	-	-	0	1^	0	0	1^	0	2001^
South Carolina	-	-	-	-	-	-	5	3	0	5	3	0	2005
South Florida	-	-	-	-	-	-	1	0	0	1	0	0	2002
Southeast Missouri State	4	0	0	-	-	-	-	-	-	4	0	0	1996
Southern California	-	-	-	-	-	-	0	1	0	0	1	0	2005
Southern Illinois	2	0	0	-	-	-	-	-	-	2	0	0	1996
Southern Methodist	-	-	-	-	-	-	2	0	0	2	0	0	1999
Tennessee	-	-	-	-	-	-	1	4	0	1	4	0	2002
Tennessee-Martin	4	0	0	-	-	-	-	-	-	4	0	0	1996
Tennessee State	2	2	0	-	-	-	-	-	-	2	2	0	1996
Tennessee Tech	2	2	0	-	-	-	-	-	-	2	2	0	1996
Texas	-	-	-	-	-	-	2!	1	0	2!	1	0	2004
Troy State	0	1	0	-	-	-	1	0	0	1	1	0	2002
Tulsa	-	-	-	-	-	-	1	0	0	1	0	0	2003
Utah State	-	-	-	0	1	0	-	-	-	0	1	0	1997
Vanderbilt	-	-	-	-	-	-	0	1	0	0	1	0	2005
Washington State	-	-	-	0	1	0	-	-	-	0	1	0	1997
Weber State	-	-	-	1	0	0	1	0	0	2	0	0	2001
West Virginia Tech	1	0	0	-	-	-	-	-	-	1	0	0	1996
Western Illinois	2	1	0	-	-	-	-	-	-	2	1	0	1996
Western Kentucky	1	3	0	-	-	-	-	-	-	1	3	0	1996
Wisconsin	-	-	-	0	1	0	-	-	-	0	1	0	1997
TOTALS	31	16	0	5	6	0	57	40	0	93	62	0	
	(.660)			(.455)			(.588)			(.600)			

2006 opponents in **bold**
* - indicates win by forfeit

- Florida Citrus Bowl (Jan. 1, 1999) % - Las Vegas Bowl (Dec. 21, 2000)
! - including Cotton Bowl (Jan. 1, 2000) ^ - Cotton Bowl (Jan. 1, 2002)

\$ - Music City Bowl (Dec. 30, 2002)
~ - Independence Bowl (Dec. 31, 2003)

SOUTHEASTERN CONFERENCE COACHES

(Tenure and bowl appearances at current school)

COACH	SCHOOL	YEARS	BOWLS
Philip Fulmer	Tennessee	14	13
Houston Nutt	Arkansas	8	6
Tommy Tuberville	Auburn	7	6
Mark Richt	Georgia	5	5
Bobby Johnson	Vanderbilt	4	0
Mike Shula	Alabama	3	1
Rich Brooks	Kentucky	3	0
Sylvester Croom	Mississippi State	2	0
Urban Meyer	Florida	1	1
Les Miles	LSU	1	1
Ed Orgeron	Ole Miss	1	0
Steve Spurrier	South Carolina	1	1



2006



RAZORBACK FOOTBALL





FOOTBALL STATE

HEAD COACH HOUSTON NUTT

HOUSTON NUTT YEAR-BY-YEAR

Murray State (1993-1996 — MSU Record: 31-16)

1993 — Record: 4-7 (4-4 OVC*)

Sept. 1	Eastern Illinois	L	17-34
Sept. 11	at Marshall	L	3-29
Sept. 18	Southeast Missouri*	W	17-14
Sept. 25	at Middle Tennessee	L	3-45
Oct. 2	at Tennessee-Martin*	W (OT)	28-21
Oct. 9	Austin Peay*	W	38-14
Oct. 16	Eastern Kentucky*	L	13-21
Oct. 30	at Tennessee Tech*	L	16-31
Nov. 6	Morehead State*	W	39-0
Nov. 13	at Tennessee State*	L	13-26
Nov. 20	at Tennessee Kentucky*	L	14-44

1994 — Record: 5-6 (4-4 OVC*)

Sept. 1	at Eastern Illinois	W	31-15
Sept. 8	Western Kentucky*	L	13-39
Sept. 17	at Southeast Missouri*	W	23-16
Sept. 24	Middle Tennessee	L	21-23
Oct. 1	Tennessee-Martin*	W	28-24
Oct. 8	at Austin Peay*	W	29-14
Oct. 15	at Eastern Kentucky*	L	13-49
Oct. 29	Tennessee Tech*	L	21-38
Nov. 5	at Morehead State*	W	45-6
Nov. 12	Tennessee State*	L	21-24
Nov. 20	at Western Illinois	L	17-73

1995 — Record: 11-1 (8-0 OVC* — OVC Champions)

Aug. 31	at Western Kentucky*	W	35-14
Sept. 9	at Southern Illinois	W	35-3
Sept. 16	Southeast Missouri*	W	34-0
Sept. 23	at Middle Tennessee	W	34-0
Sept. 30	at Austin Peay*	W	45-17
Oct. 7	Tennessee-Martin*	W	33-9
Oct. 14	Morehead State*	W	63-13
Oct. 28	at Tennessee Tech*	W	45-14
Nov. 4	Eastern Kentucky*	W	17-7
Nov. 11	at Tennessee State*	W	24-19
Nov. 18	Western Illinois	W	56-18
Nov. 25	Northern Iowa#	L	34-35

NCAA I-AA Playoffs

1996 — Record: 11-2 (8-0 OVC* — OVC Champions)

Sept. 9	Western Kentucky*	L (OT)	41-44
Sept. 14	Southern Illinois	W	43-38
Sept. 21	at Southeast Missouri*	W	16-0
Sept. 28	Middle Tennessee	W	34-7
Oct. 5	Austin Peay*	W	51-7
Oct. 12	at Tennessee-Martin*	W	28-14
Oct. 19	at Eastern Illinois*	W	35-28
Nov. 2	Tennessee Tech*	W	41-3
Nov. 9	at Eastern Kentucky*	W	17-14
Nov. 16	Tennessee State*	W	50-14
Nov. 23	West Virginia Tech	W	65-0
Nov. 30	Western Illinois#	W	34-6
Dec. 7	at Troy State#	L	3-31

NCAA I-AA Playoffs

Boise State (1997 — BSU Record: 5-6)

1997 — Record: 5-6 (3-2 Big West*)

Aug. 30	Cal State Northridge	W%	23-63
Sept. 6	at Wisconsin	L	24-28
Sept. 13	at Central Michigan	L	26-44
Sept. 20	Weber State	W	24-7
Sept. 27	at Washington State	L	0-58
Oct. 11	New Mexico State*	W	52-10
Oct. 18	at North Texas*	W	17-14
Oct. 25	Louisiana Tech	L	27-31
Nov. 1	at Utah State*	L	20-24
Nov. 8	Nevada*	L	42-56
Nov. 22	at Idaho*	W (OT)	30-23

% Win by forfeit

Arkansas (1998-current — UA Record: 57-40)

1998 — Record: 9-3 (6-2 SEC*) — SEC Western Division Co-Champions

Sept. 5	Louisiana-Lafayette	W	38-17
Sept. 19	SMU (LR)	W	44-17
Sept. 26	Alabama*	W	42-6
Oct. 3	Kentucky* (LR)	W	27-20
Oct. 10	at Memphis	W	23-9
Oct. 17	at South Carolina*	W	41-28
Oct. 31	at Auburn*	W	24-21
Nov. 7	Ole Miss*	W	34-0
Nov. 14	at Tennessee*	L	24-28
Nov. 21	at Mississippi State*	L	21-22
Nov. 27	LSU* (LR)	W	41-14
Jan. 1	Michigan#	L	31-45

1999 Florida Citrus Bowl (Orlando, Fla.)

1999 — Record: 8-4 (4-4 SEC*)

Sept. 4	at SMU	W	26-0
Sept. 18	Louisiana-Monroe (LR)	W	44-6
Sept. 25	at Alabama*	L	28-35
Oct. 2	at Kentucky*	L	20-31
Oct. 9	Middle Tennessee	W	58-6
Oct. 16	South Carolina* (LR)	W	48-14
Oct. 30	Auburn*	W	34-10
Nov. 6	at Ole Miss*	L	16-38
Nov. 13	Tennessee*	W	28-24
Nov. 20	Mississippi State* (LR)	W	14-9
Nov. 26	at LSU*	L	10-35
Jan. 1	Texas#	W	27-6

2000 Cotton Bowl (Dallas, Texas)

2000 — Record: 6-6 (3-5 SEC*)

Sept. 2	SW Missouri State (LR)	W	38-0
Sept. 16	Boise State (LR)	W	38-31
Sept. 23	Alabama*	W	28-21
Sept. 30	Georgia*	L	7-38
Oct. 7	Louisiana-Monroe	W	52-6
Oct. 14	at South Carolina*	L	7-27
Oct. 28	at Auburn*	L	19-21
Nov. 4	Ole Miss*	L	24-38
Nov. 11	at Tennessee*	L	20-63
Nov. 18	at Mississippi State*	W (OT)	17-10
Nov. 24	LSU* (LR)	W	14-3
Dec. 21	UNLV#	L	14-31

Las Vegas Bowl IX (Las Vegas, Nev.)

2001 — Record: 7-5 (4-4 SEC*)

Aug. 30	UNLV (LR)	W	14-10
Sept. 8	Tennessee*	L	3-13
Sept. 22	at Alabama*	L	10-31
Sept. 29	at Georgia*	L	23-34
Oct. 6	Weber State	W	42-19
Oct. 13	South Carolina* (LR)	W	10-7
Oct. 27	Auburn*	W	42-17
Nov. 3	at Ole Miss*	W (7 OT)	58-56
Nov. 10	Central Florida	W	27-20
Nov. 17	Mississippi State	W	24-21
Nov. 23	at LSU*	L	38-41
Jan. 1	Oklahoma#	L	3-10

2002 Cotton Bowl (Dallas, Texas)

2002 — Record: 9-5 (5-3 SEC*) — SEC Western Division Co-Champions

Sept. 7	Boise State	W	41-14
Sept. 14	South Florida (LR)	W	42-3
Sept. 28	Alabama*	L	12-30
Oct. 5	at Tennessee*	L (6 OT)	38-41
Oct. 12	at Auburn*	W	38-17
Oct. 19	Kentucky*	L	17-29
Oct. 26	Ole Miss*	W	48-28
Nov. 2	Troy State (LR)	W	23-0
Nov. 9	at South Carolina*	W	23-0
Nov. 16	La.-Lafayette	W	24-17
Nov. 23	at Mississippi State*	W	26-19
Nov. 29	LSU* (LR)	W	21-20
Dec. 7	vs. Georgia%	L	3-30
Dec. 30	vs. Minnesota#	L	14-29

% 2002 SEC Championship Game (Atlanta, Ga.)

2002 Music City Bowl (Nashville, Tenn.)

2003 — Record 9-4 (4-4 SEC*)

Sept. 6	Tulsa	W	45-13
Sept. 13	at Texas	W	38-28
Sept. 20	North Texas (LR)	W	31-7
Sept. 27	at Alabama*	W (2 OT)	34-31
Oct. 11	Auburn*	L	3-10
Oct. 18	Florida*	L	28-33
Oct. 25	at Ole Miss*	L	7-19
Nov. 1	at Kentucky*	W (7 OT)	71-63
Nov. 6	South Carolina* (LR)	W	28-6
Nov. 15	New Mexico State	W	48-20
Nov. 22	Mississippi State*	W	52-6
Nov. 28	at LSU*	L	24-55
Dec. 31	Missouri~	W	27-14

~ 2003 Independence Bowl (Shreveport, La.)

2004 — Record 5-6 (3-5 SEC*)

Sept. 4	New Mexico State	W	63-13
Sept. 11	Texas	L	20-22
Sept. 18	Louisiana-Monroe (LR)	W	49-20
Sept. 25	Alabama*	W	27-10
Oct. 2	at Florida*	L	30-45
Oct. 16	at Auburn*	L	20-38
Oct. 23	Georgia*	L	14-20
Nov. 6	at South Carolina*	L	32-35
Nov. 13	Ole Miss*	W	35-3
Nov. 20	at Mississippi State*	W	24-21
Nov. 26	LSU* (LR)	L	14-43

(LR) - Little Rock

2005 — Record 4-7 (2-6 SEC*)

Sept. 3	Missouri State	W	49-17
Sept. 10	*Vanderbilt	L	24-28
Sept. 17	at Southern California	L	17-70
Sept. 24	*at Alabama	L	13-24
Oct. 8	Louisiana-Monroe (LR)	W	44-15
Oct. 15	*Auburn	L	17-34
Oct. 22	*at Georgia	L	20-23
Nov. 5	*South Carolina	L	10-14
Nov. 12	*at Ole Miss	W	28-17
Nov. 19	*Mississippi State (LR)	W	44-10
Nov. 25	*at LSU	L	17-19

(LR) - Little Rock

2006

UNIVERSITY OF ARKANSAS





FOOTBALL STAFF

COACHING DUTIES: defensive coordinator / linebackers
BORN: July 3, 1959
FAMILY: wife Lisa; daughter Caroline (7/26/86); son Adam (5/1/89)

EDUCATION

- ▶ Astronaut HS (Titusville, Fla.) (1977)
- ▶ Florida State – B.S. in criminology (1981)

JOINED UA STAFF: Dec. 4, 2004

YEARS OF COLLEGIATE COACHING EXPERIENCE/YEARS AT UA: 23/1 (NFL – 2)

COACHING HISTORY

1981	Oklahoma State (graduate assistant coach)
1982-85	Oklahoma State (linebackers)
1986-91	Auburn (linebackers)
1992-93	Texas Christian University (defensive coordinator)
1994-96	Clemson (linebackers)
1997-2001	Clemson (defensive coordinator / linebackers)
2002-03	Houston Texans (linebackers)
2004	North Carolina State (defensive coordinator / linebackers)
2005-	Arkansas (defensive coordinator / linebackers)

PLAYING EXPERIENCE

Florida State (linebacker, 1978-80)

POSTSEASON EXPERIENCE (Div. I only)

▶ PLAYER		Auburn
1977 Tangerine Bowl	1986 Citrus Bowl	
1980 Orange Bowl	1988 Sugar Bowl	
1981 Orange Bowl	1989 Sugar Bowl	
▶ GRADUATE ASSISTANT COACH		1989 Hall of Fame Bowl
Oklahoma State	1990 Peach Bowl	
▶ ASSISTANT COACH		Clemson
Oklahoma State	1993 Peach Bowl	
1981 Independence Bowl	1995 Gator Bowl	
▶ ASSISTANT COACH		1996 Peach Bowl
Oklahoma State	1997 Peach Bowl	
1983 Bluebonnet Bowl	1999 Peach Bowl	
1984 Gator Bowl	2001 Gator Bowl	
1985 Gator Bowl	2001 Humanitarian Bowl	



REGGIE HERRING

DEFENSIVE COORDINATOR / LINEBACKERS

Reggie Herring is in his second season as defensive coordinator and linebackers coach. In his 24th season as a collegiate coach and 26th season overall, he joined Houston Nutt's staff on Dec. 4, 2004, after one season as the defensive coordinator at North Carolina State.

His first squad at Arkansas showed tremendous improvement throughout the season, finishing sixth in the Southeastern Conference and 35th in the nation in rushing defense (132.5), 45th in the nation in passing defense (209.4) and 34th in the country in total defense (341). Over the final five games of the year, the Razorbacks allowed just 243 yards per game.

The Razorbacks were also fourth in the league in sacks (33) and in defensive third-down conversion percentage (.348).

His linebacker crew included Sam Olajubutu, who led the team with 118 tackles and 14.5 tackles for loss. He was also third in the SEC in tackles.

Olajubutu earned honorable mention All-America honors and was first-team All-SEC while Freddie Fairchild, who had 59 tackles with six tackles for loss, earned freshman All-America honors and was named to the SEC's All-Freshman squad.

In Herring's one season at North Carolina State, the Wolfpack led the nation in total defense, allowing just 221.36 yards per game after giving up 421 and ranking No. 89 the previous year. NCSU also led the nation in pass efficiency defense (91.77), was second in total pass defense (119), 13th in rushing defense (102.36) and 25th in scoring (19.82).

Before going to NC State, he served two seasons as the linebackers coach for the National Football League's Houston Texans under head coach Dom Capers. In 2003, Texans' linebacker Jamie Sharper led the NFL with 164 tackles.

Herring spent eight seasons under head coaches Tommy West and Tommy Bowden at Clemson. From 1994-2001, he served as the linebackers coach. In 1997, he added the title of defensive coordinator. He coached NCAA leading tackler and Butkus Award finalist Keith Adams in 2000. He also was part of teams that played in seven bowl games — four in the Peach Bowl, two in the Gator and one in the Humanitarian.

His first defensive coordinator experience came in a two-year stint at Texas Christian University (TCU) from 1992-93 under head coach Pat Sullivan.

Herring served as linebackers coach under Pat Dye at Auburn from 1986-91. During that six-year span, the Tigers captured three SEC championships with five bowl appearances including two trips to the Sugar Bowl, and one each to the Citrus, Peach and Hall of Fame.

He began his coaching career as a graduate assistant under Jimmy Johnson at Oklahoma State in 1981. Johnson promoted Herring to full-time linebackers coach in 1982. He served in that role for Johnson and Pat Jones until 1985. Arkansas head coach Houston Nutt was a fellow graduate assistant on the 1981 staff and worked with Herring at OSU from 1981-82 and from 1984-85 while making four bowl trips — two to the Peach, and one each to the Independence and Bluebonnet.

As a player, Herring was a three-year starting linebacker at Florida State from 1978-80. While with the Seminoles, he led the team in tackles three straight years and is currently No. 3 on FSU's all-time tackle chart with 452 stops. His 170 stops in 1980 also rank third on FSU's single season record list. He played in three bowl games, two Orange and one Tangerine, and was part of teams that finished in the top 10 two straight years with records of 11-0 and 10-1. His senior year, he was named a team captain of the 1981 Orange Bowl team. He was inducted into FSU's Hall of Fame in 1989. He earned his bachelor's in criminology in 1981.

Herring, 47, is married to the former Lisa Ward of Griffin, Ga. The couple has a daughter Caroline (7/26/86) and a son, Adam (5/1/89).



THE HERRINGS: (Front) Lisa
(Back L to R) Reggie and Adam

2006



RAZORBACK FOOTBALL





FOOTBALL STAFF



GUS MALZAHN **OFFENSIVE COORDINATOR / WIDE RECEIVERS**

Renowned Arkansas high school football coach Gus Malzahn joined Arkansas' staff on Dec. 9, 2005, as offensive coordinator and wide receivers coach. He joined the staff following an impressive five-year run at Springdale High School capped by one of the most dominant seasons by any school in 2005.

His squad at Springdale last year went 14-0, won the state's Class 5A championship, outscored its opponents 664-118, including a 54-20 victory over West Memphis in the state championship game, and was consistently ranked among the top 10 teams in the nation. Included on the championship team were Razorback freshmen Ben Cleveland, Mitch Mustain, Andrew Norman and Damian Williams.

Known for his no-huddle offensive philosophy, he has produced an instructional video and book titled "Hurry Up No Huddle — An Offensive Philosophy." He has also been a guest speaker and instructor at numerous coaching clinics around the nation.

Successful at every stop of his career, he actually got his start as the defensive coordinator at Hughes (Ark.) High School in 1991. He became head coach in 1992 and in '94 Hughes reached the state championship game with an upset of Pine Bluff Dollarway. Hughes fell just short in the title game, losing to Lonoke on an interception in the final minute.

His success at Hughes and his wide-open attack landed Malzahn a head coaching position at Shiloh Christian in 1996. From 1996-2000, Malzahn transformed Shiloh Christian into one of the most dynamic offensive prep squads in the nation. He led the Saints to back-to-back state championships in 1998 and 1999.

In 2001, Malzahn took over for legendary coach Jarrell Williams at Springdale High School. Malzahn continued the rich tradition of the Bulldogs' program. He led the program to two state championship game appearances in the past four years, winning the title in 2005.

Malzahn led his squad to the state title game in only his second season in 2002. The Bulldogs lost a hard-fought 17-10 decision to Fort Smith Southside.

Springdale was on track for another state title game appearance in 2004 before Little Rock Central sidetracked the Bulldogs' title hopes in the state semifinals. Springdale was upset by the eventual state champion, 31-20. The Bulldogs finished the season at 12-1.

Malzahn graduated from Fort Smith Christian in 1984 and was a walk-on receiver at Arkansas under then-head coach Ken Hatfield before transferring to Henderson State, where he earned his bachelor's in physical education in 1990.

Born Oct. 28, 1965, Malzahn is married to the former Kristi Otwell. The couple has two daughters, Kylie (11/24/88) and Kenzie (7/24/92).

COACHING DUTIES: offensive coordinator / wide receivers

BORN: Oct. 28, 1965

FAMILY: wife Kristi (Otwell); daughters Kylie (11/24/88) and Kenzie (7/24/92)

EDUCATION

► Fort Smith Christian (Fort Smith, Ark.) (1984)

► Henderson State University – B.S. in health education (1990)

JOINED UA STAFF: Dec. 12, 2005

YEARS OF COLLEGIATE COACHING EXPERIENCE/YEARS AT UA: 0/0

RECRUITING TERRITORY: Northwest Arkansas; Oklahoma; Missouri

COACHING HISTORY

1991 Hughes (Ark.) High School (defensive coordinator)

1992-95 Hughes (Ark.) High School (head coach)

1996-2000 Shiloh Christian High School (head coach)

2001-05 Springdale (Ark.) High School (head coach)

2006 Arkansas (offensive coordinator / wide receivers)

PLAYING EXPERIENCE

Henderson State (wide receiver, 1987-89)

2006



UNIVERSITY OF ARKANSAS



THE MALZAHNS: (Front L to R) Kenzie, Gus and Kylie (Back) Kristi





FOOTBALL STAFF

COACHING DUTIES: cornerbacks

BORN: March 5, 1959

FAMILY: wife Marcela (Garcia); daughter Daniela (10/6/96); sons Christian (5/27/90), Brandon (9/5/92) and Austin (8/21/94)

EDUCATION

► Seneca Valley HS (Germantown, Md.) (1977)

► Virginia Tech – B.S. in marketing education (1983)

JOINED UA STAFF: Dec. 11, 1997

YEARS OF COLLEGIATE COACHING EXPERIENCE/YEARS AT UA: 23/8

RECRUITING TERRITORY: Southwest Arkansas; East Texas; Central Texas; Dallas Metro; Texas junior colleges

COACHING HISTORY

- 1983-84 Colorado (graduate assistant coach)
- 1985 Minnesota (graduate assistant coach – defensive secondary)
- 1986-88 Drake (defensive coordinator / secondary coach)
- 1989 South Dakota (defensive secondary / recruiting coordinator)
- 1990-91 South Dakota (defensive coordinator / defensive secondary / recruiting coordinator)
- 1992-95 Holy Cross (assistant coach – outside linebackers, defensive secondary, kickers)
- 1996 Murray State (defensive coordinator – inside linebackers)
- 1997 Boise State (defensive coordinator – inside linebackers)
- 1998 Arkansas (co-defensive coordinator – inside linebackers)
- 1999 Arkansas (assistant coach – inside linebackers)
- 2000 Arkansas (co-defensive coordinator – linebackers)
- 2001 Arkansas (assistant coach – defensive line)
- 2002 Arkansas (assistant coach – middle and strong side linebackers)
- 2003-04 Arkansas (assistant coach – cornerbacks and free safeties)
- 2005- Arkansas (assistant coach – cornerbacks)

PLAYING EXPERIENCE

Virginia Tech (Quarterback / Linebacker, 1979-81)

POSTSEASON EXPERIENCE (Div. I only)

► PLAYER

Virginia Tech
1980 Peach Bowl

► GRADUATE ASSISTANT COACH

Minnesota
1985 Independence Bowl

► ASSISTANT COACH

Arkansas
1999 Florida Citrus Bowl
2000 Cotton Bowl
2000 Las Vegas Bowl
2002 Cotton Bowl
2002 SEC Championship Game
2002 Music City Bowl
2003 Independence Bowl



THE ALLENS: (Front L to R) Bobby, Daniela and Marcela (Back L to R) Austin, Brandon and Christian



BOBBY ALLEN CORNERBACKS

Bobby Allen is in his ninth season at Arkansas and his 24th overall as a collegiate coach. For the fourth-consecutive year, he will be responsible for Arkansas' cornerbacks.

Last season, cornerbacks Michael Coe, Chris Houston, Michael Grant and Matteredal Richardson finished first through fourth, respectively, on the team with a combined 29 passes broken up. Coe and

Grant also tied for second on the club with three interceptions each, and those four had a total of 117 tackles, helping the Razorbacks rank 34th in the nation in total defense by allowing 341 yards per game. Grant and Coe tied for eighth in the Southeastern Conference with eight PBU each.

In 2004, free safety Vickiel Vaughn was first on the team in tackles with 66 while freshman cornerback Darius Vinnett ranked fifth with 54 stops.

In 2003, UA ranked fourth in the Southeastern Conference and 21st in the nation by holding opponents to 187.0 passing yards per game. The Razorbacks also intercepted 17 passes, the third-most in the league. Under Allen's tutelage a pair of Razorbacks found their way into the National Football League following the season. Corner Ahmad Carroll was the 25th overall pick of the draft and the No. 1 pick of the Green Bay Packers.

Safety Tony Bua was also selected in the NFL Draft going to the Miami Dolphins in the fifth round.

A pair of Allen's pupils signed free agent contracts as cornerback Lawrence Richardson signed with the Buffalo Bills and cornerback Eddie Jackson signed with the Carolina Panthers.

Allen coached middle and strong side linebackers in 2002 with Caleb Miller, a 2004 fifth-round draft pick by Cincinnati, making 113 tackles.

Since joining head coach Houston Nutt's staff at Arkansas on Dec. 11, 1997, Allen has served as defensive coordinator (1998, 2000), coached the inside linebackers (1998-99), the middle and strong side linebackers (both in 2002), and the defensive line (2001) before handling the cornerbacks and free safeties in 2003 and 2004.

Allen has held or shared UA's defensive coordinator duties on two separate occasions. He served as co-defensive coordinator with former Tulsa head coach Keith Burns in 1998 and shared the duties with former East Carolina head coach John Thompson during the 2000 season. When Burns left UA to take over at Tulsa following the 1999 regular season, Allen was named the Razorbacks' defensive coordinator for Arkansas' meeting with Texas in the 2000 Cotton Bowl.

Under his direction the Hog defense held the Longhorns to 185 yards of total offense and did not allow a touchdown en route to a 27-6 Razorback victory. Texas was held to minus-27 yards rushing, marking the first time the Longhorns had been held to negative rushing yardage in any game and the first time the Razorbacks had accomplished the feat in a bowl game.

In 1998, Allen helped direct a Razorback defensive unit that ranked sixth nationally in rushing defense, 10th in turnover margin and 13th in scoring defense. In 2000, Allen helped guide a Razorback defense that allowed just 292.1 yards per game to lead the Southeastern Conference and rank 12th nationally in total defense. In addition, linebacker Quinton Caver earned first-team All-SEC honors and was the first player ever to be named SEC Defensive Player of the Week in consecutive weeks. Caver was just the second player ever to earn the honor three times in one season.

Allen's 2001 defensive linemen included end Carlos Hall, who was a second-team All-SEC selection and earned honorable mention All-America honors.

Allen began his coaching career at Colorado where he served as a graduate assistant during the 1983 and 1984 seasons. After helping Minnesota to an Independence Bowl berth as a defensive secondary graduate assistant in 1985, Allen landed his first full-time position when he was named defensive coordinator at Drake, where he served from 1986 to 1988.

In 1989 he joined the staff at South Dakota where he added recruiting coordinator to his defensive coordinator duties and served through 1991.

He moved to the NCAA I-AA level in 1992 when he served on the staff at Holy Cross as the Crusaders' outside linebackers, defensive secondary and kickers coach through the 1995 season.

In 1996, Allen joined Nutt as his defensive coordinator and inside linebackers coach for his final season at Murray State. Allen directed a Racer defense that ranked third in NCAA I-AA in total defense (259.1 yards per game) and seventh in scoring (15.3 points per game).

Allen was a standout prep quarterback at Seneca Valley High School in Gaithersburg, Md., where he was named the Washington, D.C., area player of the year as a senior and also excelled in baseball and basketball. He went on to earn three varsity letters while playing three positions – kicker, quarterback and outside linebacker – at Virginia Tech, where he earned a bachelor of science degree in marketing in 1983.

Born March 5, 1959, Allen is married to the former Marcela Garcia. The couple has one daughter, Daniela (10/6/96), and three sons, Christian (5/27/90), Brandon (9/5/92) and Austin (8/21/94).

2006




RAZORBACK FOOTBALL





FOOTBALL STAFF



LOUIS CAMPBELL SECONDARY

A former Arkansas assistant coach, Louis Campbell is back on the field this year after spending the previous eight years as director of football operations.

A native of Hamburg, Ark., Campbell joined the coaching staff as defensive secondary coach on Jan. 31, 1990, after one season with the National

Football League's Tampa Bay Buccaneers as a defensive assistant. He served eight seasons as a Razorback assistant coach under Jack Crowe, Joe Kines and Danny Ford, adding the title of assistant head coach under Ford prior to the 1996 season. Campbell switched to director of football operations prior to the 1998 season.

Campbell's last assignment on the field came at the end of the Razorbacks' 1999 regular season. When Keith Burns' departure from the UA coaching staff to take over as head coach at Tulsa left the Hogs without a defensive secondary coach for their Cotton Bowl meeting with Texas, Nutt asked Campbell to fill the void. In that game, he helped direct an Arkansas defensive unit that held the Longhorns to negative rushing yards (minus-27) for the first time in that program's history as the Razorbacks posted a 27-6 victory.

Campbell began his coaching career in 1973 at Alabama under head coach Paul "Bear" Bryant. After two years as a graduate assistant, Campbell was elevated to full-time status on the Crimson Tide coaching staff. Two years later in 1977, Campbell joined the SMU coaching staff as defensive secondary coach. He returned to Alabama prior to the 1980 season and coached defensive backs there through the 1984 campaign. Campbell helped the Crimson Tide to eight bowl games in his two tours of duty at the Tuscaloosa, Ala., school. The 1973 squad finished 11-1-0 and earned a No. 1 final ranking from United Press International.

In 1985 Campbell began a four-year stint as defensive coordinator and defensive secondary coach at Oklahoma State, joining quarterbacks and receivers coach Houston Nutt on the Cowboys' coaching staff. He helped the Cowboys to three bowl appearances during his four seasons.

Campbell has accompanied teams to 18 bowl games in his 32 years as a collegiate coach and football administrator, including eight in his 15 years at Arkansas.

A four-sport letterman at Hamburg High School, Campbell was a three-year letterman as a defensive back at Arkansas. His 12 interceptions still rank in a tie for third on the UA career list and his three interceptions against Tennessee in the 1971 Liberty Bowl are a Razorback bowl record. He earned his undergraduate degree in education at UA in 1973.

Born Feb. 20, 1950, Campbell is married to the former Ila Murphy. The couple has a daughter, Caroline, and two sons, Shepard and Steadman. Caroline is a senior at Oklahoma State, Shep is the cornerbacks coach at the University of Tennessee at Martin and Steadman is the cornerbacks coach at the University of North Alabama.

COACHING DUTIES: defensive secondary

BORN: Feb. 20, 1950

FAMILY: wife Ila (Murphy); sons Shepard (8/12/77) and Steadman (8/23/79); daughter Caroline (10/16/84)

EDUCATION

► Hamburg HS (Hamburg, Ark.) (1968)

► Arkansas – B.S. in education (1973)

JOINED UA STAFF: Jan. 31, 1990

YEARS OF COLLEGIATE COACHING EXPERIENCE/YEARS AT UA: 32*/16* (NFL – 1)

*Including eight years as Director of Football Operations

RECRUITING TERRITORY: Southeast Arkansas; Louisiana; Mississippi junior colleges

COACHING HISTORY

1973-74 Alabama (graduate assistant coach)

1975-76 Alabama (assistant coach – defensive secondary)

1977-79 SMU (assistant coach – defensive secondary)

1980-84 Alabama (assistant coach – defensive secondary)

1985-88 Oklahoma State (defensive coordinator / defensive secondary)

1989 Tampa Bay (NFL) (assistant coach – defensive secondary)

1990-95 Arkansas (assistant coach – defensive secondary)

1996-97 Arkansas (assistant head coach – defensive secondary)

1998-2005 Arkansas (director of football operations)

2006 Arkansas (assistant coach – defensive secondary)

PLAYING EXPERIENCE

Arkansas (defensive back, 1970-72)

POSTSEASON EXPERIENCE (Div. I only)

► PLAYER

Arkansas

1971 Liberty Bowl

Oklahoma State

1985 Gator Bowl

1987 Sun Bowl

1988 Holiday Bowl

► GRADUATE ASSISTANT COACH

Alabama

1973 Sugar Bowl

1975 Orange Bowl

Arkansas

1991 Independence Bowl

1995 SEC Championship Game

1995 CarQuest Bowl

► ASSISTANT COACH

Alabama

1975 Sugar Bowl

1976 Liberty Bowl

1981 Cotton Bowl

1982 Cotton Bowl

1983 Sun Bowl

► DIRECTOR OF FOOTBALL OPERATIONS

Arkansas

1999 Florida Citrus Bowl

*2000 Cotton Bowl

2000 Las Vegas Bowl


2002 Cotton Bowl

2002 SEC Championship Game

2002 Music City Bowl

2003 Independence Bowl

*served as an assistant coach



THE CAMPBELLS: L to R) Louis and Ila





FOOTBALL STAFF

COACHING DUTIES: offensive line / running game coordinator
BORN: June 15, 1961
FAMILY: wife Dottie (Bryant); daughter Joy Noel (9/28/93); son Elliot Bryan (11/28/94)

EDUCATION

- ▶ Farmington (Minn.) HS (1979)
- ▶ Hamline – B.A. in psychology (1983)
- ▶ South Dakota State – M.S. in athletic administration (1986)

JOINED UA STAFF: Dec. 11, 1997

YEARS OF COLLEGIATE COACHING EXPERIENCE/YEARS AT UA: 22/8

RECRUITING TERRITORY: North Arkansas, Alabama, Mississippi

COACHING HISTORY

- 1983 Farmington (Minn.) HS (assistant coach – defensive line)
- 1984-85 South Dakota State (assistant coach – defensive line)
- 1986 Hamline (assistant coach – defensive line)
- 1987-88 Oklahoma State (graduate assistant coach)
- 1989 Notre Dame (graduate assistant coach)
- 1990 Austin Peay (assistant coach – offensive line)
- 1991 Alabama A&M (offensive line)
- 1992 Alabama A&M (offensive coordinator – offensive line)
- 1993-96 Murray State (assistant coach – offensive line)
- 1997 Boise State (offensive coordinator – offensive line)
- 1998 Arkansas (assistant coach – offensive line)
- 2003- Arkansas (assistant coach – offensive line / running game coordinator)

PLAYING EXPERIENCE

Hamline University (defensive tackle, 1979-82)

POSTSEASON EXPERIENCE (Div. I only)

▶ GRADUATE ASSISTANT COACH

- Oklahoma State
- 1987 Sun Bowl
- 1988 Holiday Bowl
- Notre Dame
- 1990 Orange Bowl

▶ ASSISTANT COACH

- Arkansas
- 1999 Florida Citrus Bowl
- 2000 Cotton Bowl
- 2000 Las Vegas Bowl
- 2002 Cotton Bowl
- 2002 SEC Championship Game
- 2002 Music City Bowl
- 2003 Independence Bowl



THE MARKUSONS: (Front L to R) Elliot Bryan and Mike (Back L to R) Joy Noel and Dottie



MIKE MARKUSON

OFFENSIVE LINE / RUNNING GAME COORDINATOR

No other SEC team has been more effective at running the ball in the past nine seasons than Arkansas. Offensive line coach and running game coordinator Mike Markuson, set to enter his ninth season with the Razorbacks, has been a key to that success. In fact, the Hogs have led the SEC in rushing three of the last four campaigns. Last year's unit, which had to replace two starters from the previous season, helped the Razorbacks lead the Southeastern

Conference and rank 12th in the nation in rushing with 216.9 yards per game. Freshman offensive guard/center Luigs was named to three different freshman All-America teams as well as the SEC All-Freshman team while center Kyle Roper earned All-SEC honors.

Markuson's unit led the way for the fourth (Darren McFadden, 1,113) and 10th-ranked (Felix Jones, 626) rushers in the league. McFadden's total was just the 10th 1,000-yard rushing season in school history and three of those have come in the last four years with Nutt as head coach and Markuson in charge of the line.

Markuson's line also helped the Hogs rank fourth in the league by giving up just 22 sacks on the season.

Despite the loss of all six starters in 2004, including the tight end, on the offensive line, Arkansas finished second in the Southeastern Conference and No. 22 in the nation with 187.4 rushing yards per game. Tackle Matt Gilbow and guard Robert Felton were each named to the SEC's All-Freshman team.

In 2003, Arkansas led the league in rushing for the second straight season. The Arkansas rushing attack averaged 241.9 yards per game and ranked fifth nationally. Markuson's unit also tied for the fewest sacks allowed in 2003 with 11.

As a result, a pair of Markuson's linemen heard their names called in the 2004 NFL Draft. All-American tackle Shawn Andrews was the 16th overall pick and No. 1 pick of the Philadelphia Eagles after being an Outland and Lombardi Trophy finalist in 2003. Tackle Bo Lacy was selected by the Pittsburgh Steelers in the sixth round of the draft. In addition, seniors Jerry Reith and Mark Bokermann earned College Sports Information Directors of America Academic All-District VI honors while Reith was a second-team Academic All-American.

In 2002, the Hogs' offensive line paved the way as the Razorbacks led the SEC in rushing yards per game and ranked 11th in the NCAA at 218.9 yards per contest. For his efforts, Markuson was nominated for the 2002 Broyles Award as the top assistant coach in Division I football. The award is named for UA Athletic Director Frank Broyles.

With 22 years of collegiate coaching experience, including three as an offensive coordinator, Markuson began his coaching relationship with Houston Nutt at Oklahoma State where he was a graduate assistant in 1987 and 1988 while Nutt was the receivers coach. The two were reunited in 1993 when Nutt was named head coach at Murray State and brought Markuson in to serve as his offensive line coach. They've been together since, including the 1997 season at Boise State where Markuson served as Nutt's offensive coordinator.

After joining the UA coaching staff on Dec. 11, 1997, Markuson's impact on the Hogs' offensive line was immediate. In 1998, Markuson transformed UA's front into one of the most productive in school history. Led by senior guard Brandon Burlsworth, the line helped the Razorbacks score 390 points – the third-highest total in school history – and amass 4,333 yards of offense – then the sixth-best total in UA history. Burlsworth earned first-team All-America honors from *The Football News*, was first-team All-SEC and was selected in the third round of the NFL Draft by Indianapolis.

With just one starter returning from the 1998 squad, Markuson molded the 1999 line into a squad that allowed the fewest quarterback sacks in the SEC and helped UA to the 2000 Cotton Bowl. Tackle Bobby Williams was an All-SEC pick and a second round NFL Draft choice by Philadelphia while Markuson was a nominee for the Broyles Award for the first time.

In 2000, Markuson's offensive line helped three different running backs break the 100-yard rushing barrier a total of five times. In 2001, Arkansas rushed for just 44 yards through the first two games but Markuson's unit helped the Hogs gain 1,906 yards over the last nine contests (211.8), including three 300-yard efforts, to rank third in the SEC and 37th nationally with 177.3 yards per game. Andrews earned freshman All-America and second-team All-SEC honors while center Kenny Sandlin, who also earned All-SEC honors, and tackle Shannon Money signed NFL free-agent contracts.

A native of Farmington, Minn., Markuson began his coaching career at Farmington High School – his prep alma mater – as the school's defensive line coach in 1983. He began his collegiate coaching career in 1984 with a two-year stint as the defensive line coach at South Dakota State, where he earned his master's in physical education in 1986. After spending the 1986 season as the defensive line coach at his collegiate alma mater – Hamline University in St. Paul, Minn. – Markuson began his two-year graduate assistantship at Oklahoma State. While in Stillwater, he helped the Cowboys to a 35-33 win over West Virginia in the 1987 Sun Bowl and a 62-14 win over Wyoming in the 1988 Holiday Bowl behind five touchdowns and 222 rushing yards by Heisman Trophy winner Barry Sanders.

In 1989, Markuson served as a graduate assistant at Notre Dame under former Arkansas head coach Lou Holtz. That Fighting Irish team posted a 12-1 record and finished No. 2 in the final Associated Press rankings after toppling Colorado in the Orange Bowl.

Markuson landed his first full-time collegiate coaching position in 1990 when he was named the offensive line coach at Austin Peay. He then served as the offensive coordinator and offensive line coach at Alabama A&M during the 1991 and 1992 seasons.

Markuson was a three-year football letterman at Farmington High School where he served as team co-captain and earned all-conference honors as a senior. He went on to Hamline where he was a four-year starter at defensive tackle and a two-time honorable mention All-Minnesota Intercollegiate Athletic Conference selection for the Pipers. He was also team co-captain as a senior.

Born June 15, 1961, Markuson is married to the former Dottie Bryant. The couple has a daughter, Joy Noel (9/28/93), and a son, Elliot Bryan (11/28/94).

2006



RAZORBACK FOOTBALL

FOOTBALL STAFF



DANNY NUTT RUNNING BACKS

A former Arkansas quarterback who began his coaching career as a UA graduate assistant, Danny Nutt continues helping the Razorback program produce talented running backs.

In his ninth year on brother Houston Nutt's staff, his backs helped Arkansas lead the Southeastern Conference in rushing for the third time in four years in 2005, and ranked No. 12 in

the nation with 216.9 yards per game.

Freshman All-American Darren McFadden ran for 1,113 yards last year to rank fourth in the league while another freshman All-American, Felix Jones, ran for 626 and ranked 10th. McFadden recorded just the 10th 1,000-yard season in school history and three of those have come in the last four years with Houston as head coach and Danny the running backs coach.

McFadden was named first-team All-SEC, the SEC Freshman of the Year and a Freshman All-American. Jones was named a first-team All-American as a kick returner.

His backs helped Arkansas rank second in the Southeastern Conference and No. 22 in the nation in 2004 by rushing for 187.4 yards per game. De'Arrius Howard, DeCori Birmingham and Peyton Hillis combined for 1,225 yards and 15 touchdowns in 2004. Birmingham signed with the New England Patriots.

In 2003, tailback Cedric Cobbs led the SEC in rushing with a 110.0 yards per game average to become the first Razorback to lead the SEC in rushing. Cobbs was a fourth-round selection by New England in the 2004 NFL Draft and finished his career as the school's third-leading rusher with 3,018 yards.

In 2002 under Nutt's guidance, UA running backs did not have a fumble during the regular season and Southeastern Conference Championship Game. The Razorbacks also led the SEC in rushing yards per game (218.9) behind All-SEC tailback Fred Talley.

Nutt has assisted his oldest brother, Houston Nutt, for 12 years since joining his staff at Murray State for the 1994 season and the Arkansas staff on Dec. 11, 1997.

His 2001 rotation of Talley, Cedric Cobbs and Brandon Holmes produced a total of 1,279 yards and 14 touchdowns while freshmen DeCori Birmingham and Mark Pierce added another 166 yards and four TDs.

In 2000, injuries limited UA's top two tailbacks – Cobbs and Talley – to just 11 games combined, but Nutt directed a backfield that saw Cobbs, Talley and Holmes top the 100-yard mark a total of five times. Holmes came off the bench to rush for 95 yards and two touchdowns in a 17-10 overtime win at Mississippi State and followed with 143 yards in a 14-3 win over LSU to earn the Hogs a bowl bid.

Cobbs, Talley and Birmingham are just the latest in a line of talented backs Nutt has mentored. During his tenure at Murray State, he coached two Racer running backs to 1,000-yard rushing seasons: Derrick Cullors tallied a school-record 1,765 yards on the ground in 1995, followed in 1996 by Anthony Downs' 1,160-yard rushing season.

Upon his return to Arkansas in 1998, he coached the tailback tandem of Chrys Chukwuma and Madre Hill to a total of five games with 100 or more rushing yards – three by Chukwuma and two by Hill. In 1999, Cobbs, Chukwuma and Michael Jenkins each broke the 100-yard rushing barrier in a game with Cobbs going for 107 yards in the Razorbacks' 28-24 upset of No. 3 Tennessee.

With 19 years of coaching experience, Nutt has developed a reputation as a hard worker both on the recruiting trail and on the practice field. Never was this determination more evident than when he was hospitalized and underwent a delicate surgical procedure to stop bleeding from his brain stem just days before the Razorbacks faced Michigan in the 1999 Comp USA Florida Citrus Bowl. Nutt endured an arduous rehabilitation and a relapse that forced him to miss spring drills in 2000 before returning to the sidelines for 2000 preseason practice.

Nutt began his coaching career at Arkansas where he helped the Razorbacks to three straight bowl appearances as a graduate assistant during the 1986, 1987 and 1988 seasons. After making his full-time coaching debut as the receivers coach at Appalachian State in 1989, Nutt joined the staff at Arkansas Tech, serving as the quarterbacks, running backs and receivers coach at the Russellville school from 1990 to 1993 before joining his brother's Murray State staff. Nutt landed his first full-time Division I-A job when he followed Houston to Boise State for the 1997 season before returning to his alma mater for the 1998 season.

An all-state prep quarterback at Central High School in Little Rock, Ark., Nutt was also a member of a state championship basketball team at CHS. Nutt began his career on the college gridiron at Central Arkansas. As a sophomore in 1982, Nutt was the Bears' starting quarterback and passed for 1,092 yards during UCA's first season under head coach Harold Horton, who now serves as vice president of The Razorback Foundation, Inc. Nutt later transferred to Arkansas where, as a senior in 1984, he passed for 520 yards and four touchdowns while helping the Razorbacks to the 1984 Liberty Bowl.

Nutt is third-born of four brothers (Houston, Dennis and Dickey Nutt), all of whom are collegiate coaches. Nutt's older brother Dickey is in his 10th season as head basketball coach at Arkansas State while younger brother Dennis is an assistant at Coastal Carolina. Born May 7, 1961, Nutt is married to the former Carla Carlton. The couple has four daughters – Dallas (6/1/93), and triplets Ashley, Brenna and Caylan (2/21/96).

COACHING DUTIES: running backs

BORN: May 7, 1961

FAMILY: wife Carla (Carlton); daughters Dallas (6/1/93), and triplets Ashley, Brenna and Caylan (2/21/96)

EDUCATION

► Central HS (Little Rock, Ark.) (1980)

► Arkansas – B.S. in physical education (1985)

JOINED UA STAFF: Dec. 11, 1997

YEARS OF COLLEGIATE COACHING EXPERIENCE/YEARS AT UA: 20/11

RECRUITING TERRITORY: Central Arkansas; Eastern Arkansas; Tennessee, emphasis on West Tennessee; West Kentucky

COACHING HISTORY

1986-88 Arkansas (graduate assistant coach)

1989 Appalachian State (assistant coach – wide receivers)

1990-93 Arkansas Tech (assistant coach – quarterbacks / running backs / receivers)

1994-96 Murray State (assistant coach – running backs)

1997 Boise State (assistant coach – running backs)

1998- Arkansas (assistant coach – running backs)

PLAYING EXPERIENCE

Central Arkansas (quarterback, 1981-82)

Arkansas (quarterback, 1984)

POSTSEASON EXPERIENCE (Div. I only)

► PLAYER

Arkansas

1984 Liberty Bowl

► ASSISTANT COACH

Arkansas

*1999 Florida Citrus Bowl

2000 Cotton Bowl

2000 Las Vegas Bowl

2002 Cotton Bowl

2002 SEC Championship Game

2002 Music City Bowl

2003 Independence Bowl

*did not coach in game due to medical reasons


► GRADUATE ASSISTANT COACH

Arkansas

1987 Orange Bowl

1987 Liberty Bowl

1989 Cotton Bowl



THE NUTTS: (Front L to R) Brenna, Ashley, Danny and Caylan (Back L to R) Dallas and Carla





FOOTBALL STAFF

COACHING DUTIES: defensive line

BORN: April 9, 1966

FAMILY: wife Laliitha (Samuel); son Kumar (11/22/99)

EDUCATION

► Fulton HS (Atlanta, Ga.) (1984)

► Auburn University – B.S. in family and child development (1992)

JOINED UA STAFF: Feb. 7, 2003

YEARS OF COLLEGIATE COACHING EXPERIENCE/YEARS AT UA: 12/3

RECRUITING TERRITORY: Georgia

COACHING HISTORY

1992-93 Auburn (Ala.) High School (defensive coordinator)

1994-96 University of West Alabama (assistant coach – defensive line)

1997-2001 Troy State (assistant coach – defensive line)

2002 Cincinnati (assistant coach – defensive line)

2003- Arkansas (assistant coach – defensive line)

PLAYING EXPERIENCE

Auburn (Defensive Tackle, 1985-88)

POSTSEASON EXPERIENCE (Div. I only)

► Player

Auburn

1985 Cotton Bowl

1986 Citrus Bowl

1987 Sugar Bowl

1988 Sugar Bowl

► Assistant Coach

Cincinnati

2002 New Orleans Bowl

Arkansas

2003 Independence Bowl



TRACY ROCKER

DEFENSIVE LINE

Former Outland Trophy and Lombardi Award winner Tracy Rucker is in his fourth season as Arkansas' defensive line coach.

Rucker was inducted into the College Football Hall of Fame by the National Football Foundation in December 2004 in New York City, and was inducted into Alabama's state Sports Hall of

Fame in the summer of 2005.

Last year's unit at Arkansas was led by tackle Keith Jackson, who earned second-team All-SEC honors after finishing fourth on the team with 74 tackles. Arkansas tied for second in the SEC with 33 sacks and was fourth in rushing defense.

His 2004 unit at Arkansas produced 56 tackles, 13 tackles for loss and 6.5 sacks from end Jeb Huceba, and 31 tackles each from nose guard Jeremy Harrell and end Marcus Harrison. Huceba was a first-team All-SEC selection and was selected in the fifth round of the NFL Draft by Seattle.

In his first season with the Razorbacks, UA's 2003 defensive line helped the Hogs finish fifth in the Southeastern Conference in total defense, allowing 344.0 yards per game.

Rucker joined Arkansas' staff after one year at Cincinnati where he helped the Bearcats win a share of the 2002 Conference USA title.

Prior to his stint at Cincinnati, Rucker spent five seasons as the defensive line coach at Troy State University in Troy, Ala. While at TSU, three of his players earned Division I-AA All-America honors, including Al Lucas, who earned the 1999 Buck Buchanan Award as the top defensive player in Division I-AA. A total of 13 TSU players garnered all-conference accolades under Rucker.

Five of Rucker's players at TSU went on to sign NFL contracts, including Marcus Spriggs, who was drafted by the Cleveland Browns in the sixth round in 1999.

A two-time All-American and a three-time All-Southeastern Conference selection as a player at Auburn, Rucker captured both the Outland Trophy (nation's top interior lineman) and the Lombardi Trophy (nation's top lineman) in his senior season with the Tigers.

Rucker was also named SEC Player of the Year in his senior season. He finished his career with 354 tackles, including 21 quarterback sacks and 48 tackles for loss. During his tenure, Auburn won a pair of league titles. He was voted to the school's Team of the Century in 1993.

Rucker went on to play two seasons in the NFL with the Washington Redskins. He was selected to the NFL All-Rookie team in 1990. He then concluded his playing career with a one-year stint with the Orlando Thunder in the World Football League.

He returned to Auburn to complete his undergraduate degree in 1992 and began his coaching career at Auburn (Ala.) High School in the same year. After serving two seasons as defensive coordinator at the prep school, he spent three years as a defensive line coach at West Alabama (1994-96).

Rucker also spent part of the summer in 2001 working as an intern with the Indianapolis Colts. Originally from Atlanta, Ga., Rucker and his wife, Laliitha, have a son, Kumar (11/22/99).



THE ROCKERS: (Front L to R) Tracy and Kumar (Back) Laliitha

2006



RAZORBACK FOOTBALL





FOOTBALL STAFF



JAMES SHIBEST TIGHT ENDS / SPECIALISTS

In his seventh season at Arkansas, James Shibest takes over the tight ends this year while continuing to handle the specialists.

Shibest coached the tight ends in his first two seasons with the Razorbacks (2000-01) but has coached the wide receivers the last four years.

In 2005, punter Jacob Skinner averaged 41.8 yards on 50 punts with 15 downed inside the 20. He

was third in the SEC and Arkansas was third in net punting (38.8). In addition, kicker Chris Balseiro was 13-of-18 on field goals and finished his career eighth on UA's all-time field goals made list with 28. At receiver, Marcus Monk and Cedric Washington combined for 62 receptions for 841 yards and eight touchdowns.

Monk earned SEC All-Freshman honors in 2004 after tying Steven Harris for the team lead in receptions with 37 for 569 yards and a team-high six touchdowns. Harris signed a free-agent contract with the Washington Redskins. Shibest also worked with punter Jeremy Davis, who was named to the SEC All-Freshman team after averaging 39.2 yards on 25 punts.

Despite the loss of two senior starters from 2003, Arkansas ranked fifth in the Southeastern Conference in passing offense in 2004 (210.5) with wideouts Harris, Monk and Washington combining for 91 receptions for 1,470 yards and 11 touchdowns.

Arkansas receivers had one of their most productive seasons in recent history in 2003. Seniors George Wilson and Richard Smith combined for 80 receptions, 1,473 yards and 13 touchdowns. They ended their career second (144) and fourth (135), respectively, on UA's all-time receptions list.

Wilson finished the 2003 regular season ranked fifth in the SEC in receptions per game (3.85) and fourth in receiving yards (69.2) per game. Under Shibest's instruction, sophomore placekicker Chris Balseiro made 11-of-15 field goal attempts including a school bowl record four in the Hogs 27-14 win over Missouri in the 2003 Independence Bowl.

A trio of Shibest's players signed free agent NFL contracts following the 2003 season. Wilson signed with the Detroit Lions and Smith signed with the Kansas City Chiefs. Special teams standout Tom Crowder also signed with the Dallas Cowboys.

In 2002, Shibest worked with place-kicker David Carlton as he connected on 12-of-16 field goals to finish tied for third in the Southeastern Conference in percentage (75.0). Shibest also instructed punter Richie Butler who finished his Razorback career ranked in the top 10 of every punting category in the Arkansas record books.

In 2001, as coach of the tight ends and specialists, Shibest helped Butler record a solid season while rotating several players at the tight end position. Butler averaged 42.5 yards on 67 punts with 17 downed inside the opponent 20-yard line. UA's net punting of 39.1 ranked 12th in the nation. Meanwhile, kicker Brennan O'Donohoe made 12-of-17 field goals and all 29 PAT attempts. At tight end, three different players, Jason Peters, Nathan Ball and Marcellus Poydras, caught passes during the year while helping block for three 300-yard rushing games.

A 16-year coaching veteran, Shibest officially joined the Razorback staff on Feb. 14, 2000, after a highly successful four-year stint as head coach at Butler County (Kan.) Community College. Shibest led the Grizzlies to a four-year record of 34-10 and back-to-back National Junior College Athletic Association national championships in 1998 and 1999 while being named NJCAA national coach of the year both seasons. He also earned Jayhawk Conference Coach of the Year honors in 1996 and 1998.

During his tenure at Butler County, Shibest coached 19 NJCAA All-Americans and 34 NCAA Division I signees, including former Razorback Jermaine Petty, who earned first-team All-America honors from the American Football Coaches Association. Shibest led the Grizzlies to records of 7-4 in 1996, 4-5 in 1997, 12-0 in 1998 and 11-1 in 1999.

Shibest began his coaching career with two years as a graduate assistant at Oklahoma State, coaching receivers in 1990 and running backs in 1991. In 1992, Shibest began his ascent through the junior college coaching ranks as the offensive coordinator at Independence (Kan.) Community College. After coaching the Independence defensive secondary during the 1993 season, Shibest embarked on a two-year tenure as offensive coordinator and quarterbacks/receivers coach at Garden City (Kan.) Community College. There he helped the Bronc Busters to a 10-1 record in 1994 and a 9-2 mark in 1995 with an offense that ranked sixth in the NJCAA.

A native of Houston, Texas, Shibest was a prep All-American receiver at MacArthur High School where he caught 79 passes for 1,337 yards and 17 touchdowns in his final two seasons. Shibest, who along with head coach Houston Nutt and running backs coach Danny Nutt played at UA, had a standout collegiate career as a receiver at Arkansas, earning All-Southwest Conference honors in 1984 and 1986. He amassed a then-school-record 1,920 receiving yards on 97 receptions, including 10 for touchdowns. His career receiving yardage total still ranks fourth in the UA record books.

Born Oct. 31, 1964, Shibest is married to the former Dianna Woldum and they are the parents of James John III (3/19/2002) and Jordyn Grace (10/10/2005).

COACHING DUTIES: tight ends and specialists

BORN: Oct. 31, 1964

FAMILY: wife Dianna (Woldum); son James John III (3/19/2002); daughter Jordyn Grace (10/10/2005)

EDUCATION

► MacArthur HS (Houston, Texas) (1983)

► Arkansas – B.S. in general business (1988)

JOINED UA STAFF: Feb. 14, 2000

YEARS OF COLLEGIATE COACHING EXPERIENCE/YEARS AT UA: 16/6

RECRUITING TERRITORY: North Dallas Metro; Fort Worth; Arlington; North Houston; Kansas junior colleges; Kansas

COACHING HISTORY

- 1990 Oklahoma State (graduate assistant coach – receivers)
- 1991 Oklahoma State (graduate assistant coach – running backs)
- 1992 Independence (Kan.) CC (offensive coordinator)
- 1993 Independence (Kan.) CC (assistant coach – defensive secondary)
- 1994-95 Garden City (Kan.) CC (offensive coordinator – quarterbacks, receivers)
- 1996-99 Butler County (Kan.) CC (head coach [34-10])
- 2000 Arkansas (special teams coordinator / assistant coach – tight ends)
- 2001 Arkansas (assistant coach – tight ends / specialists)
- 2002-05 Arkansas (assistant coach – receivers / specialists)
- 2006 Arkansas (assistant coach – tight ends / specialists)

PLAYING EXPERIENCE


Arkansas (Wide Receiver, 1983-86)

POSTSEASON EXPERIENCE (Div. I only)

- | | |
|-------------------|----------------------------|
| ► Player | ► Assistant Coach |
| Arkansas | Arkansas |
| 1984 Liberty Bowl | 2000 Las Vegas Bowl |
| 1985 Holiday Bowl | 2002 Cotton Bowl |
| 1987 Orange Bowl | 2002 SEC Championship Game |
| | 2002 Music City Bowl |
| | 2003 Independence Bowl |

2006

UNIVERSITY OF ARKANSAS



THE SHIBESTS: (Front L to R) James and James John III (Back L to R) Dianna and Jordyn Grace





FOOTBALL STAFF

COACHING DUTIES: quarterbacks and passing game coordinator
BORN: March 14, 1955
FAMILY: wife Rosa; sons Jerrel (32) and Alex (32); daughter Natalie (19)

EDUCATION

- ▶ Washington HS (Massillon, Ohio) (1973)
- ▶ University of Iowa – B.A. in secondary education (1979)

JOINED UA STAFF: Jan. 4, 2006

YEARS OF COLLEGIATE COACHING EXPERIENCE/YEARS AT UA: 20/0 (NFL – 6)

RECRUITING TERRITORY: Southeast Texas; Houston Metro

COACHING HISTORY

1979-80	Kent State (quarterbacks / receivers)
1981	Southern Illinois (defensive secondary)
1982-84	Southern University (defensive coordinator / secondary)
1985-86	Wyoming (wide receivers / tight ends)
1987-88	Washington State (tight ends / recruiting coordinator)
1989-92	Miami (running backs)
1993-94	Wake Forest (offensive coordinator / quarterbacks)
1995-98	James Madison (head coach)
1999-2002	Minnesota Vikings (NFL) (quarterbacks)
2003	Cincinnati Bengals (NFL) (wide receivers)
2004	Arizona Cardinals (NFL) (offensive coordinator)
2006	Arkansas (quarterbacks / passing game coordinator)

PLAYING EXPERIENCE

Iowa (running back / special teams, 1975-78)

POSTSEASON EXPERIENCE (Div. I only)

▶ Assistant Coach

Washington State
1988 Aloha Bowl

Miami

1990 Sugar Bowl
1991 Cotton Bowl
1992 Orange Bowl
1993 Sugar Bowl



ALEX WOOD

QUARTERBACKS / PASSING GAME COORDINATOR

A former offensive coordinator for the National Football League's Arizona Cardinals and quarterbacks coach for the Minnesota Vikings, Alex Wood joined the Arkansas staff on Jan. 4, 2006, as quarterbacks coach and passing game coordinator.

Wood, who has 26 years of experience in the NFL and collegiate ranks, including four years as the head coach at James Madison University, has tutored such NFL quarterbacks as Daunte Culpepper, Randall Cunningham, Jeff George and Bubby Brister, as well as receivers Chad Johnson and Peter Warrick.

A former running back and special teams player at the University of Iowa (1975-77), he earned his degree in secondary education and social studies in 1979 after beginning his coaching career as a student assistant in 1978.

His first full-time position was as quarterbacks and receivers coach at Kent State (1979-80). He coached defensive backs at Southern Illinois in 1981, and was defensive coordinator and defensive backs coach at Southern University in Baton Rouge, La., from 1982-84.

Wood spent two seasons (1985-86) tutoring wide receivers and tight ends at the University of Wyoming. During his tenure, the Cowboys made an Australia Bowl (1985) appearance. He served two years as the tight ends coach and recruiting coordinator at Washington State University. The Cougars made an appearance in the Aloha Bowl following the 1988 season.

From 1989-92, Wood was part of one of the most successful college football programs in the nation. Wood served as the running backs coach under Dennis Erickson for the Miami Hurricanes. During Wood's tenure, the Hurricanes won two national championships (1989 and 1991) including a perfect 12-0 season in 1991. Miami played in four New Year's Day bowl games in that span. Wood was hired as offensive coordinator and quarterbacks coach at Wake Forest in 1993. He coached for two seasons in Winston-Salem, N.C., before landing his first head coaching opportunity.

In 1995, Wood was named as the head football coach at James Madison University. Wood led the Dukes to an 8-4 record in his first season including a trip to the NCAA Division I-AA playoffs. In his four-year tenure at JMU, Wood compiled a record of 23-22. Seven of Wood's players at JMU went on to play in the NFL and the Dukes achieved a 75 percent graduation rate during his tenure.

Wood moved into the pro ranks in 1999 when he was hired by Dennis Green as the quarterbacks' coach of the Minnesota Vikings. He spent four seasons with the Vikings' organization. In his first year with the team, the Vikings selected Culpepper in the first round of the 1999 NFL Draft. Although a first-round draft pick, Culpepper was the fourth quarterback taken in the draft. By Culpepper's second season, the young star not only took over the starting quarterback job but earned a start for the National Football Conference (NFC) in the Pro Bowl. He tied for the NFL lead with 33 passing touchdowns and ranked second in the NFC with 3,937 yards. Culpepper also set team records for rushing yards (470) and rushing touchdowns (7) by a quarterback. Culpepper led the Vikings to the NFC Central championship and a spot in the conference championship game.

In 2001, Culpepper was lost to a season-ending injury but still managed to finish third in the NFC in completion percentage (64.2). The Culpepper-Wood combination was back at it again in 2002. Culpepper spearheaded the NFL's second-ranked offensive unit and in the process the Vikings' quarterback finished second in the NFC in passing yardage (3,853) for the second time in Wood's tenure.

Wood was named wide receivers coach by the Cincinnati Bengals in 2003. In his one year in Cincinnati, Wood coached two players in the top 10 of receiving yards in the AFC (Johnson and Warrick). Johnson led the AFC with 1,355 yards on 90 receptions. He also had 10 touchdown receptions.

In 2004, Wood rejoined Green on the staff of the Arizona Cardinals. Wood served one season as the offensive coordinator for the Cardinals, overseeing the offensive staff and handling play-calling responsibilities.

Wood, 51, is a native of Massillon, Ohio, and was a standout football player and wrestler at Washington High School. He and his wife Rosa, have three children Jerrel, Alex and Natalie. Alex Jr. recently completed his second season as the defensive secondary coach at East Stroudsburg University in Pa. and is currently at the University of Omaha as a defensive line coach.



THE WOODS: (L to R) Alex and Rosa

2006



RAZORBACK FOOTBALL





FOOTBALL STAFF



CLIFTON EALY DIRECTOR OF HIGH SCHOOL RELATIONS

Clifton Ealy takes on a new role for the Arkansas football program in 2006 as the Razorbacks' director of high school relations. Ealy will be the football program's liaison with high school and junior college coaches around the state and country. He is also in charge of organizing the annual high school coaches' clinic and the

Houston Nutt Football camp.

Ealy spent 18 years on the sidelines, including six years in three different stints on the Razorbacks' coaching staff.

He was a graduate assistant with the Hogs in 1987-88 when he served under then-UA Coach Ken Hatfield. Ealy came back to Arkansas in 1998 with Nutt to coach bandits and rovers for two seasons. In 2003 he returned to the UA staff once again to coach tight ends.

Ealy served as the outside linebackers and free safeties coach at Fayetteville (Ark.) High School from 2000-02.

After his first stint with the Razorbacks in 1987, Ealy coached two seasons at Delta State (Miss.) University as the secondary coach (1988-89) and then as the defensive coordinator (1989).

Ealy returned to the University of Central Arkansas in a full-time coaching capacity in 1990. He spent seven seasons in Conway with stints as the secondary coach (1990-94), linebackers coach (1995-96) and defensive coordinator (1990-96). In his first three years at UCA, the Bears won three conference titles and the 1991 NAIA national championship.

Ealy joined Houston Nutt's coaching staff at Boise State for the 1997 season. He worked with the Broncos defensive backs before accompanying Nutt to Arkansas in 1998.

Ealy was a two-time honorable mention All-American and all-conference wide receiver at Central Arkansas before injuries prevented him from finishing his collegiate career. He earned his bachelor's degree in physical education from UCA in 1982 and a master's in secondary administration of supervision and leadership at UCA in 1987.



ROB TAYLOR DIRECTOR OF FOOTBALL OPERATIONS

Rob Taylor is in his first year as director of football operations after working as the assistant for two years. He came to Arkansas as an academic counselor for football in 2003 and joined the football staff on Aug. 1, 2004.

In his current position, he manages the department's budget, and coordinates recruiting visits to campus and recruiting trips to visit prospective student-athletes. He also works with the compliance office on clearing house, eligibility and other NCAA issues, and with academic services to monitor the eligibility of student-athletes. Taylor also serves as a liaison to high school coaches throughout the state.

As an academic counselor, his responsibilities included providing resources and assisting the players in completing degree requirements, working as a liaison between the student-athletes and faculty members, and assisting with on-campus recruiting.

Before coming to Arkansas, he spent a year working in sales and marketing, including a stint as the vice president for operations for Powerhouse Promotions, which produces "The Hunter's Journal," a hunting and fishing television show.

A three-year football letterman at Ouachita Baptist University, he graduated in 1994 with a bachelor's in physical education.

He was a graduate assistant, coaching linebackers at Central Arkansas in 1995, and went to Newman Smith High as an assistant coach in 1997. From 1998-2000, he was an assistant football coach, coaching outside linebackers, and a resident hall director at OBU while completing his master's in physical education from Henderson State.



CHRIS VAUGHN DIRECTOR OF ON-CAMPUS RECRUITING

In his eighth year with the Arkansas football program, Chris Vaughn takes over as the Razorbacks' director of on-campus recruiting.

In his new position, Vaughn will administrate the Hogs' on-campus recruiting efforts including coordinating official visits as well as the hosting of prospects at Razorback football games.

Vaughn began his coaching career as a graduate assistant under Nutt in 1999. He landed his first full-time coaching position less than a week after the Hogs' Cotton Bowl win over Texas, joining former UA defensive coordinator Keith Burns at Tulsa as the Golden Hurricane's linebackers coach on Jan. 3, 2000.

Vaughn's tenure at Tulsa, however, lasted less than six weeks when a full-time slot opened on the Razorback staff. Houston Nutt lured Vaughn back to Fayetteville on Feb. 17, 2000.

He handled outside linebackers in his first season as a full-time assistant in 2000 and added free safeties to his duties in 2001-02. Vaughn took over as the Razorbacks' recruiting coordinator in 2003 along with his responsibilities with the outside linebackers and strong safeties.

Vaughn handled the recruiting coordinator responsibilities through the 2005 season. He worked with outside linebackers on the field in 2004 and tutored the safeties in 2005.

He is a native of Tallahassee, Fla., where he was an all-state linebacker, state wrestling runner-up and 4A state weightlifting champion at Godby High School.

The first player with whom Nutt made an in-home visit after his hiring at Murray State in 1994, Vaughn went on to earn four letters as a linebacker at MSU.

Vaughn earned his bachelor's degree in advertising with a minor in art at Murray State in 1998. Born July 24, 1976, Vaughn is married to the former Marquette Foster and they are the parents of Christopher Matthew Vaughn II (11/2/2001), Cienna Marquette (7/28/2003) and Camryn McNeil (7/28/2005).

2006

UNIVERSITY OF ARKANSAS





FOOTBALL STAFF



TIM CHENEY EQUIPMENT MANAGER

When it comes to ordering, maintaining and distributing equipment, Arkansas can rely on the experience of Tim Cheney.

Entering his 17th year as equipment manager, Cheney is in charge of all aspects of Razorback equipment. He and his staff handle the distribution to athletes and coaches, any necessary repair, and all ordering and laundering. They are also responsible for coordinating with the coaching staff to ensure all required practice accessories are where they should be for appropriate drills and workouts.

After the team has left the field and locker room, the equipment room staff is still around, getting everything ready for the next day.

Cheney was involved with the Razorback program long before he became equipment manager. He worked four years as a student trainer for Dean Weber, working all four seasons with football as well as a year with baseball. He became an assistant in the equipment room before assuming his current position in 1990.

He has worked numerous bowl games at Arkansas, including four Cotton bowls, the Orange Bowl, the Florida Citrus Bowl, the Holiday Bowl, two Liberty bowls, the CarQuest Bowl, two Independence bowls, the Music City Bowl and the Las Vegas Bowl.

Born May 26, 1966, Cheney was a student athletic trainer at Pine Bluff White Hall High School for three years before graduating in the spring of 1984. He and his wife, Tracey, have one daughter, Tye, 11, and one son, Tripp, seven.



DON DECKER HEAD STRENGTH AND CONDITIONING COACH

Don Decker is in his 14th year as a member of the Razorback staff and his ninth as head strength and conditioning coach. He served as assistant strength and conditioning coach for five years before being elevated to his current position.

In 2004, he earned the designation of master level strength coach by the Collegiate Strength and Conditioning Coaches Association. He is one of just 43 strength and conditioning coaches in the world to earn that honor.

Football is his first responsibility, but Decker oversees strength and conditioning for all men's sports. He was in charge of the basketball weight program for eight years and has also been in charge of baseball.

During his tenure with the Razorbacks, Decker has been to the Final Four twice, including 1994 when the Hogs won the national championship. He also worked with the 1995 and 2002 football squads that won SEC Western Division titles. In his first year as head strength and conditioning coach, 1998, the Razorbacks won a share of the SEC Western Division title and played in the Florida Citrus Bowl on New Year's Day. The Razorback baseball team won the Southeastern Conference regular season crown in 1999. In his second year at the helm, Arkansas defeated Texas in the 2000 Southwestern Cotton Bowl Classic while the 2000 club played in the Las Vegas Bowl, the 2001 team played in the 2002 Cotton Bowl, the 2002 team played in the Music City Bowl and the 2003 team played in the Independence Bowl.

He came to Arkansas from Kent State where he was head strength coach for football during the 1991 and 1992 seasons. Before going to Kent he was a graduate assistant in the weight room at Arkansas. He worked with the 1989 football Razorbacks, who won the Southwest Conference crown and played in the Cotton Bowl. He earned a master's degree in exercise science from Arkansas in 1991 before leaving for Kent.

Decker was a high school football standout at Perry High School in Masillon, Ohio, where he graduated in 1984. He went to Evangel College where he was all-district, all-conference and an honorable mention All-American at quarterback. He received his degree in physical education from Evangel in 1988.

Decker, 40, and his wife Stacey have been married 17 years.



DEAN WEBER DIRECTOR OF ATHLETIC TRAINING

Director of Athletic Training Dean Weber is truly the dean of the football department. Other than Athletic Director Frank Broyles, Weber has been associated with UA football longer than anyone else. The 2006 football season is his 34th with the Razorbacks.

Weber's duties include serving as head trainer for the football Hogs, overseeing operations in the training room, administration, coordinating the complex travel schedule and details associated with Arkansas' football team and organizing the 140-plus team travel party's travel and nutritional needs while away from campus.

A 1998 inductee into the Arkansas Athletic Trainers' Association Hall of Fame and a 2000 inductee into the UA Sports Hall of Honor, Weber was an athletic trainer for the United States Olympic Team at the 1984 games. He has served on the training staff at three National Sports Festivals.

Also a member of the Southwest Athletic Trainers' Association Hall of Fame, he is noted for his work with athletic shoes as they apply to playing surfaces and his research on turf toe injuries. In 1998, Weber and former assistant Kevin Pitts were recognized by the Arkansas Athletic Trainers' Association as the state's Athletic Trainers of the Year.

In 2006, he was the recipient of the Tim Kerin Award for Excellence in Athletic Training and had an endowed scholarship established in his name at the University of Arkansas by senior members of the 1979 Razorback football team.

Weber joined the Arkansas staff in March 1973 after serving as assistant athletic trainer at North Carolina. He worked for the Tar Heels for five years before moving to Fayetteville.

His career as an athletic trainer began in high school at Fairfax, Va. He continued in his college days at Bridgewater (Va.) College, where he graduated in 1967 with a bachelor of arts degree.

He has participated in 24 bowl games as a trainer, including every Razorback bowl game since the 1976 Cotton Bowl. In addition, Weber has twice been on the training staff at the Japan Bowl and he worked with teams that went to the NCAA Final Four twice while he was at North Carolina.

Weber has two children, Matt and Ben, and nine grandchildren, Drew, Taylor, Tylor, Caleb, Spencer, Abby, Kendall Nicole, Mason and Emily.

2006



RAZORBACK FOOTBALL





FOOTBALL STAFF



JAMES ARTHUR
GRADUATE ASSISTANT COACH

James Arthur returns to the Arkansas staff for his second season as an Arkansas graduate assistant coach.


Arthur works primarily with defensive coordinator Reggie Herring. While his main focus lies with the defensive backs, he also assists cornerbacks coach Bobby Allen and secondary coach Louis

Campbell. The secondary unit is returning three of its starters and 10 lettermen from the 2005 season.

Before his arrival at Arkansas, Arthur worked as a student assistant with Herring at N.C. State.

A native of Asheville, N.C., Arthur earned his undergraduate degree from N.C. State in sport management in 2004. Before heading to Raleigh, he was a standout in football, basketball and track at T.C. Roberson high school in Ashville.

Born June 28, 1974, he is married to Jessica.



JEFF NORRID
GRADUATE ASSISTANT COACH

A former Razorback and Fort Smith native, Norrid is in his second season as a graduate assistant coach for the Razorback football team.

His primary responsibility is assisting offensive line coach Mike Markuson and special teams coach James Shibest. Norrid will aid in the development of the Razorback offensive line that includes four

returning starters from the 2005 season.

Also among Norrid's offensive responsibilities, he handles the defensive scout team and assists the coaches in breaking down opponents' defensive game film.

Norrid's playing career began at the University of Central Arkansas where he played two seasons at center (1998-99). He then transferred to the University of Arkansas and completed his eligibility as a center during the 2001 and 2002 seasons.

Before transferring to Arkansas, Norrid spent the 2000 season as an assistant coach at Fort Smith Southside High School.

Born June 27, 1980, Norrid was an all-conference guard in 1996 and 1997 at Fort Smith Southside and was a three-time all-area honoree.

2006

SUPPORT STAFF



CLARINDA CARR
Houston Nutt's Office



DAWN DIDIER
Assistant Athletic Trainer



KELLY LAMBERT
Assistant Strength & Conditioning Coach



ERIC LINSON
Assistant Athletic Trainer



JODA PARENT
Recruiting Secretary



MARK TAYLOR
Assistant Equipment Manager



JASON WILFAWN
Assistant Strength & Conditioning Coach



CARRIE WHITMER
Football Secretary

UNIVERSITY OF ARKANSAS





PLAYERS

RETURNING RAZORBACKS



MICHAEL AGUIRRE

OT, 6-6, 308, FR-RS
Fort Lauderdale, Fla.
(Cypress Bay HS)

62

OUTLOOK: He is stronger after a redshirt year on the shelf in the Razorback program. He was bothered by some nagging injuries (ankle and back) late last season, but posted a promising spring that helped his cause for playing time. With a veteran offensive front in front of him, he will likely continue to hone his skills before competing for a starting position. He is listed behind Zac Tubbs and Nate Garner at right tackle entering the fall.

2005: He worked with the scout team offense during his redshirt season.

HIGH SCHOOL CAREER: He was a standout on the offensive front for Coach Billy Hobbs. He was named to the Florida-Georgia All-Star Game. He was selected to participate in the Broward County All-Star Game and the Broward County-Dade County All-Star Game. Rivals.com rated him as the No. 63 offensive tackle in the nation. He was also ranked in the top 100 players in Florida by the same organization. He was also recruited by Florida International, Southern Illinois and Akron.

PERSONAL: Born May 8, 1987, he is the son of Angelica Aguirre. He is enrolled in the Fulbright College of Arts and Sciences and was named to the Lon Farrell Academic Honor Roll in Fall 2005. His last name is pronounced A-gear-ee.



JAMAAL ANDERSON

DE, 6-6, 262, JR-2L
Little Rock, Ark.
(Parkview HS)

92

OUTLOOK: One of the most pleasant surprises of the 2005 season, Anderson exploded onto the scene midway through the campaign after teammate Anthony Brown was sidelined with a season-ending injury. Perhaps the most improved defensive player on the Arkansas roster, he became a force to reckon with on the right edge of the Razorback defense down the stretch in 2005. He ranked among SEC leaders with 10.5 tackles for loss last season. Arkansas will count on him to be a steady source of quarterback pressure and containment again in 2006. He enters fall camp as the starter at left end.

2005: After playing as a reserve behind Anthony Brown at right end in the first half of the season, he stepped into a starting role at defensive end after Brown was lost for the season with an injury. He played in all 11 games earning a starting nod in the final five games of the season. He earned 47 total tackles, including 28 solo stops and 19 assisted tackles. He ranked second on the team and ninth in the SEC with 10.5 tackles for loss (-58). He ranked third on the squad with four sacks (-33). His seven quarterback hurries ranked fourth on the squad. He accounted for 34 of his 47 tackles, 8.5 of his 10.5 TFL and three of his four sacks in his five starts (at Georgia, 10; South Carolina 6; Ole Miss 6; Mississippi State 8; at LSU 4). He recorded at least six tackles in four of the last five games. He produced a season-high three TFL in back-to-back games. He had three TFL and two sacks against Ole Miss, and followed that with three TFL and one sack vs. Mississippi State. He was the SEC's Defensive Lineman of the Week following his eight-tackle, three TFL performance in a win against Mississippi State. – He recorded two solo tackles, one tackle for minus-two yards and two assists in the season opener against Missouri State. He registered one assist in the Hogs' game with Vanderbilt. He had the Razorbacks' only sack of USC's Heisman Trophy quarterback Matt Leinart. He finished with two solo tackles and one quarterback hurry against the Trojans. He played but did not record a tackle against Alabama. He made three total tackles with two solo stops against Louisiana-Monroe. He racked up three tackles for the second straight week with two unassisted tackles and an assist against No. 21 Auburn. He earned Hogwired.com Defensive Player of the Week honors after posting a season-high 10 tackles, including six solo stops, and two tackles for loss (-7) against Georgia. In addition to his double-digit tackle outing, he recovered a fumble against the Bulldogs. He continued his solid play in his second start against South Carolina with six tackles, a pass deflection and an assisted tackle for loss (-2). He made six tackles, including three TFL (-21) and a career-high two sacks (-18) against Ole Miss. He earned SEC Defensive Lineman of the Week honors after dominating the defensive front in the Hogs' victory over Mississippi State. He posted eight tackles, six solo and two assisted, three tackles for loss (-17), one sack (-6), two quarterback hurries and a forced fumble. On his sack, he came from the blind side and unloaded on the MSU quarterback, causing a fumble that teammate Keith Jackson recovered. He was named the Hogwired.com Defensive Player of the Week for his efforts against the Bulldogs. He finished the season with a four-tackle effort at LSU.

2004: He played in all 11 games as a true freshman earning time on defense and on special teams. He racked up 18 tackles, including 12 solo stops, in his freshman campaign. He made at least one tackle in 10 of 11 games and recorded multiple stops in four contests. He earned two tackles for loss (-1), one pass deflection and two quarterback hurries. He also blocked his first career punt against Louisiana-Monroe. – He earned three assisted tackles in his collegiate debut against New Mexico State. He tallied two solo stops in the Hogs' home loss to Texas. He earned a career-high five tackles, including three solo stops and a tackle for loss, in the Razorbacks' 49-20 win over Louisiana-Monroe. He deflected a ULM punt in the first quarter to earn the first blocked kick of his career. Arkansas scored on its ensuing offensive possession. He also earned his first career pass deflection against the Indians. He made one solo stop in the Hogs' 27-10 win over Alabama. He earned one solo tackle apiece in road losses at Florida and at Auburn. He also tallied his first quarterback hurry against the Tigers. He played as a reserve and on special teams, but did not earn a tackle against Georgia. He garnered two solo tackles, including a tackle for loss (-1) in a 35-32 loss at South Carolina. He made one key tackle in the Razorbacks' 35-3 win over Ole Miss. Along with teammate Keith Jackson, he stymied Rebels' ball carrier Brandon Jacobs for no gain on a fourth down play in the first quarter. Arkansas took over on its 47-yard line and drove for a score of its own. He tallied one assisted tackle in the Razorbacks' 24-21 win over Mississippi State. He made one solo stop in the Hogs' season finale against LSU.



CHARLES ALEXANDER

DT, 6-3, 274, SO-TR
Little Rock, Ark.
(Central HS / Ouachita Baptist)

OUTLOOK: He will go through his first fall campaign with the Razorbacks after transferring from Ouachita Baptist. He enrolled last spring after playing one season at OBU. The sophomore will have to sit out game competition this season due to NCAA transfer rules and will have to wait until next fall to battle for playing time on the Hogs' defensive front.

AT OUACHITA BAPTIST: He played football at Ouachita Baptist University in Arkadelphia, Ark. As a freshman in 2005, he played in five games earning 10 total tackles (one solo, nine assists). He earned a half a tackle for loss and forced one fumble.

HIGH SCHOOL CAREER: He lettered in football and track at Central High School. He played defensive tackle on a prep football team that won back-to-back state championships in his junior and senior years. He was honored as an all-state defensive tackle during his career for legendary Coach Bernie Cox.

PERSONAL: Born Aug. 31, 1986, he is the son of Charles and Donnyta Alexander. He is enrolled in the Fulbright College of Arts and Sciences.

2006



RAZORBACK FOOTBALL



PLAYERS

RETURNING RAZORBACKS

HIGH SCHOOL CAREER: He racked up 85 catches for 1,620 yards and 13 touchdowns in his prep career. He played both wide receiver and defensive end for Coach Earnest McGee. He left as the all-time leading receiver at Parkview High School after eclipsing the mark held by former Green Bay Packers tight end and current Arkansas Razorback Sports Network color commentator Keith Jackson. He also owns career school records for most receptions and most touchdown catches. He earned 30 receptions for 430 yards and six touchdowns in just eight games as a senior. He tallied a school-record 166 yards and three touchdowns against Little Rock Central as a senior. He missed two games with a concussion. In his junior campaign, he hauled in 23 passes for 530 yards and four touchdowns. He was named to the All-Junior Arkansas team as well as garnering all-conference accolades. He was also voted the most outstanding receiver on his squad. As a sophomore, he made 33 catches for 660 yards and three scores. A stand-out in high school basketball as well, he was a teammate of fellow Razorback Marc Winston. He was nominated for the McDonald's All-Star Basketball Game. He also participated in track and field. The Morning News rated him as the No. 19 prospect in Arkansas. He was ranked as the No. 11 prospect in Arkansas by SuperPrep. Max Emfinger rated him as the No. 50 flanker/receiver in the nation. In addition to Arkansas, he was recruited by Alabama, Colorado, Florida and Ole Miss.

PERSONAL: Born Feb. 6, 1986, he is the son of Glenn and Karen Anderson. His father Glenn played college basketball at Gallaudet University. He was a member of the 2004-05 Lon Farrell Academic Honor Roll. He is enrolled in the Fulbright College of Arts and Sciences and is majoring in sociology.

Jamaal Anderson's Career Statistics

TACKLES	G/GS	UA-A	Total	TFL-Yds	Sacks-Yds	PD	FF-FR	Int-Yds
2004	11/0	12-6	18	2.0-1	0-0	1	0-0	0-0
2005	11/5	28-19	47	10.5-58	4.0-33	1	1-1	0-0
TOTAL	22/5	40-25	65	12.5-59	4.0-33	2	1-1	0-0

Career Game-by-Game

2004								
Date	Opponent	UA-A	Total	TFL-Yds	Sacks-Yds	PD	Int-Yds	
9/4	New Mexico St.	0-3	3	0.0-0	0.0-0	0	0-0	
9/11	Texas	2-0	2	0.0-0	0.0-0	0	0-0	
9/18	vs. ULM+	3-2	5	1.0-0	0.0-0	1	0-0	
9/25	Alabama	1-0	1	0.0-0	0.0-0	0	0-0	
10/2	at Florida	1-0	1	0.0-0	0.0-0	0	0-0	
10/16	at Auburn	1-0	1	0.0-0	0.0-0	0	0-0	
10/23	Georgia	0-0	0	0.0-0	0.0-0	0	0-0	
11/6	at South Carolina	2-0	2	1.0-1	0.0-0	0	0-0	
11/13	Ole Miss	1-0	1	0.0-0	0.0-0	0	0-0	
11/20	at Miss. State	0-1	1	0.0-0	0.0-0	0	0-0	
11/26	LSU+	1-0	1	0.0-0	0.0-0	0	0-0	

2005

Date	Opponent	UA-A	Total	TFL-Yds	Sacks-Yds	PD	Int-Yds
9/3	Missouri State	2-2	4	1.0-2	0.0-0	0	0-0
9/10	Vanderbilt	0-1	1	0.0-0	0.0-0	0	0-0
9/17	at USC	2-0	2	1.0-9	1.0-9	0	0-0
9/24	at Alabama	0-0	0	0.0-0	0.0-0	0	0-0
10/8	ULM+	2-1	3	0.0-0	0.0-0	0	0-0
10/15	Auburn	2-1	3	0.0-0	0.0-0	0	0-0
10/22	at Georgia	6-4	10	2.0-7	0.0-0	0	0-0
11/5	South Carolina	3-3	6	0.5-2	0.0-0	1	0-0
11/12	at Ole Miss	3-3	6	3.0-21	2.0-18	0	0-0
11/19	Miss. State+	6-2	8	3.0-17	1.0-6	0	0-0
11/25	at LSU	2-2	4	0.0-0	0.0-0	0	0-0



STEPHEN ARNOLD

K, 6-0, 186, SO-SQ
McKinney, Texas
(McKinney)

OUTLOOK: He will enter fall practice in a battle for the starting place-kicking duties. Of the candidates, he is the only one with a placement kick in a game, albeit one extra point

in last season's season opener against Missouri State. He was perfect on three field goal attempts for 46 yards in the Hogs' second spring scrimmage and nailed all three extra points in Arkansas' Red-White spring game. He will battle sophomore Jeremy Davis and a host of others for the opportunity to kick extra points and field goals in 2006.

2005: He appeared in only one game for the Razorbacks. He converted on his first career extra point attempt in the Hogs' 49-17 win over Missouri State.

HIGH SCHOOL CAREER: He lettered two years as a wide receiver, kicker and punter for McKinney High School under Coach Todd McVey. He was named second-team all-district (9-5A) kicker/punter during the 2003 and 2004 seasons. He was also named All-Collin County and all-area in 2004. He was also named District 9-5A honorable mention wide receiver in 2004. He also lettered in soccer, receiving second-team all-district and second-team all-state honors in 2004.

PERSONAL: Born March 20, 1987, he is the son of Keith and Mary Arnold. His father played football at Southern Arkansas University (1973-76). He is enrolled in the Sam M. Walton College of Business and is majoring in international business.

Stephen Arnold's Career Statistics

KICKING	G/GS	Field Goals			PAT		
		Att-Made	Lg	Pct	Att-Made	Pct	Pts.
2005	1/0	0-0	0	.000	1-1	100.0	1
TOTAL	1/0	0-0	0	.000	1-1	100.0	1



CHRIS BAKER

SE, 6-1, 201, JR-2L
Osceola, Ark.
(Osceola / Hargrave [Va.]
Military Academy)

28

OUTLOOK: One of the fastest players on the UA roster, he was sidelined for the 2005 campaign while dealing with left knee and right shin injuries. His absence was noticeable as the Razorbacks struggled to develop a deep threat at wide receiver. He led the Razorbacks with a 23.7 yard-per-catch average in 2004. He used the 2005 season as a redshirt campaign. He showed flashes of his potential in spring practice, but was slowed again with a right hamstring injury. He made one catch for nine yards in the first spring scrimmage. He is listed second behind Marcus Monk at split end and will likely see snaps if he can stay healthy.

2005: He used the season as a redshirt campaign as he dealt with a left knee injury.

2004: He saw action in all 11 games as a split end. He ranked fourth on the squad in receiving yards with 213 on nine catches. His nine receptions ranked in a tie for sixth on the team. He earned a reception in seven of the Hogs' 11 contests. Two of his nine catches (74, 46) went for more than 45 yards including a squad-long reception of 74 yards against New Mexico State. He led the team with a 23.7 yards-per-catch average. - He eclipsed his previous career receiving yards total with his first catch of the 2004 season. He hauled in a 74-yard touchdown pass from quarterback Robert Johnson in the second quarter of Arkansas' 63-13 win over New Mexico State. He made one catch for 46 yards and a first down in the first quarter against No. 7 Texas. He hauled in three passes for 28 yards, including a long gain of 11 yards, in the Hogs' win over Louisiana-Monroe. It was the first time in his career that he earned more than one catch in a game. He saw action at split end, but did not earn a reception for the first time on the season in a 27-10 win over Alabama. He hauled in one ball for 11 yards to set up a UA touchdown in the fourth quarter against Florida. He earned his second career touchdown catch, a 19-yard reception, on a pass from Matt Jones in the second quarter of the Hogs' 38-20 loss at No. 4 Auburn. For only the second time all season, he failed to make a catch in the Hogs' 20-14 loss to No. 6 Georgia. For the second consecutive game, he did not earn a reception in a road loss at South Carolina. He made one catch for 26 yards in the Hogs' 35-3 win over Ole Miss. His reception came on a leaping catch over a Rebels' defender on third down and eight on Arkansas' opening drive of the game. The catch resulted in a first down and the Razorbacks went on to score on that drive to take a lead they would never relinquish. It was his first catch in three games. He logged time in Arkansas' road win at Mississippi State, but did not earn a catch against the Bulldogs. He made one catch for nine yards in the season finale against No. 12 LSU.





PLAYERS

RETURNING RAZORBACKS

2003: He appeared in 12 of 13 games for the Hogs as a true freshman split end. He snared four receptions for 57 yards on the season. His 14.2 yards-per-catch average ranked fourth on the squad among wide receivers with multiple catches. He earned his first collegiate catch in a 31-7 win over North Texas. He caught a 12-yard pass from Ryan Sorahan for a first down in the fourth quarter against the Mean Green. He hauled in a 33-yard catch from Matt Jones against Auburn. He had one reception for two yards in a road loss at Ole Miss. He tallied one reception for 10 yards in the Hogs' win over New Mexico State. He did not see action against Texas. He played, but did not snare a pass against Tulsa, Texas, Alabama, Florida, Kentucky, South Carolina, Mississippi State, LSU or in the Independence Bowl against Missouri.

HIGH SCHOOL CAREER: He was originally a member of the 2002 UA signing class before attending Hargrave Military Academy later that year. Rivals.com rated him as the nation's No. 30 top non-high school product and ranked him as the No. 4 athlete in the country in 2002. He was rated the nation's No. 80 wide receiver by Max Emfinger's Blue Chip Recruiting in 2002. TheInsiders.com ranked him as the No. 15 wide receiver in the nation. He was named to the PrepStar All-Region IV Team. As a senior, he made 17 receptions for 339 yards and four touchdowns, and returned a punt for a touchdown. As a sophomore, he caught 18 passes for 385 yards and five touchdowns. He only played three games in his junior season due to a broken collarbone. He was also recruited by Ole Miss, Tennessee, San Jose State and Iowa. He was rated the No. 147 player in the nation as a senior by Tom Lemming's Prep Football Report.

PERSONAL: Born Dec. 20, 1982, he is the son of Jacqueline Baker. He is enrolled in the Fulbright College of Arts and Sciences and is majoring in sociology.

Chris Baker's Career Statistics

RECEIVING	G/GS	Rec	Yds	TD	Lg	Rec/G	Avg/C	Avg/G
2003	12/0	4	57	0	33	0.3	14.2	4.8
2004	11/0	9	213	2	74	0.8	23.7	19.4
2005	Redshirt Season							
TOTAL	23/0	13	270	2	74	0.6	20.8	11.7

over Louisiana-Monroe. He logged snaps, but failed to make a tackle for the first time on the season in the Razorbacks' 27-10 win over Alabama. He saw extended action on the defensive front against Florida, but did not earn a tackle. He did not earn a tackle in action against No. 4 Auburn. He played on special teams against No. 6 Georgia. He played as a defensive reserve and on the PAT/field goal unit against South Carolina. He did not make a tackle against the Gamecocks. He tallied his first full career tackle for loss (-1) in the Razorbacks' 35-3 win over Ole Miss. He tallied two assisted stops in the Razorbacks' 24-21 win over Mississippi State. He earned two tackles and his first career sack (-5) in the Hogs' season finale against No. 12 LSU.

HIGH SCHOOL CAREER: He racked up 91 tackles, including nine tackles for loss, for Coach Bernie Cox in his senior season. He tallied three sacks and three interceptions as a defensive end. He returned an interception for a touchdown to help lead the Tigers to an undefeated season and the 5A state championship. He earned all-state honors and was named to The Associated Press' Super Team and the Arkansas Democrat-Gazette All-Arkansas Team. He also lettered twice in basketball and once in track and field during his high school career. The SuperPrep All-America selection ranked as the No. 2 prospect in Arkansas according to the same publication. The Morning News listed him as the No. 1 prospect in the state. He was a high school teammate of fellow Razorback Freddie Fairchild. He ranked as the No. 24 defensive tackle and the No. 58 defensive lineman overall by Insiders.com. Rivals.com rated him as the No. 21 defensive tackle in the country and the No. 10 prospect in Arkansas. He was also recruited by Tennessee and Oklahoma State.

PERSONAL: Born April 7, 1986, he is the son of Fred and Dorothy Bledsoe. He is a cousin of former Razorback tailback Cory Nichols (1995-97). He is enrolled in the Fulbright College of Arts and Sciences and is majoring in sociology.

Fred Bledsoe's Career Statistics

TACKLES	G/GS	UA-A	Total	TFL-Yds	Sacks-Yds	PD	FF-FR	Int-Yds
2004	11/0	3-7	10	2.5-6	1.0-5	0	0-0	0-0
2005	7/0	2-4	6	0.0-0	0.0-0	0	0-0	0-0
TOTALS	18/0	5-11	16	2.5-6	1.0-5	0	0-0	0-0



FRED BLEDSOE

DT, 6-3, 305, JR-1L
Little Rock, Ark.
(Central HS)

95



MARK BONNER

MLB, 6-1, 192, SO-1L
Fayetteville, Ark.
(Fayetteville)

49

OUTLOOK: After a sophomore season that saw him spend time on both sides of the ball, he is back at defensive tackle entering the 2006 season. He played sparingly at defensive tackle early last season and was switched to the offensive line when the Hogs needed re-enforcements due to injuries. After his brief stint at offensive tackle, he moved back to the defense last spring. His talent and potential have never been in question. However, he has struggled to be a consistent producer in practice and on the field. UA coaches hope this fall is his coming out party on the defensive front. He is listed behind senior Keith Jackson at right tackle on the pre-season depth chart.

2005: He spent time on both the defensive and offensive line playing in seven games for the Hogs in 2005. He was a reserve defensive tackle in the Razorbacks' first six games, playing in five contests and recording six tackles. Prior to the Georgia game, he was moved to offensive tackle to shore up the Hogs' offensive line that had been devastated by injury. After the move, he played in two games (Georgia and Mississippi State) on offense and on special teams. – He opened the season with a season-high five tackles against Missouri State, including two solo stops. He recorded one assisted tackle in the SEC opener against Vanderbilt. He did not record a tackle against USC. Bledsoe did not play against Alabama. He played against Louisiana-Monroe and Auburn but did not make a tackle. He saw a limited number of snaps in the Georgia game as a lineman on special teams. He saw his first action at offensive tackle against Mississippi State with five snaps.

2004: He appeared in all 11 games as a true freshman with most of the time spent as a reserve behind Arrion Dixon at defensive tackle. He was also a blocker on the PAT/field goal unit. He made 10 tackles (three solo, seven assisted) on the season. He earned at least one tackle in six of 11 games. He also garnered one sack (-5) and two tackles for loss (-6). – He made his collegiate debut against New Mexico State. He earned an assisted tackle in the win over the Aggies. He tallied his first collegiate solo tackle against No. 7 Texas. He earned three assisted tackles in the Hogs' 49-20 win

OUTLOOK: He found his niche midway through his freshman season earning a spot on the UA special teams. He played the final seven games on a variety of Razorback special team units. While he is also a reserve at mike linebacker, he will most likely fill a similar role as an all-purpose coverage team specialist for the Razorbacks in 2006.

2005: He played in seven games as a true freshman as a member of the UA special teams. He finished the season with four total tackles, including two solo and two assisted stops. Three of his four tackles came as a part of the Razorback special teams. – He saw his first collegiate action against Louisiana-Monroe on Oct. 8. He earned one assisted stop against the Indians. He played, but did not earn a tackle in conference games against Auburn, Georgia and South Carolina. He garnered an assisted tackle in the Razorbacks' win over Ole Miss. He tallied the first two solo tackles of his career in the Hogs' 44-10 win over Mississippi State. He logged time in the season finale against LSU, but was not credited with a tackle.

HIGH SCHOOL CAREER: He lettered three years as a tight end and a fullback as well as an outside linebacker for Coach Daryl Patton at Fayetteville High School. He was a team captain and was named all-state in 2004 and all-conference in 2003. The Arkansas Democrat-Gazette named him to its All-Arkansas Junior Team in 2003. The Northwest Arkansas Times named him to the all-area team in 2004. He was also a member of the Arkansas Chapter of National Football College Hall of Fame Foundation Academic Team and was named to the Arkansas Democrat-Gazette All-Arkansas Academic Team in 2004. KFSM-TV named him to its Super Team in 2003 and its Iron Man Team in 2004. He also earned two letters in baseball at FHS.

PERSONAL: Born April 24, 1987, he is the son of Mark and Karen Bonner. His father played football at Little Rock Parkview and at UA as a defensive end during

2006

RAZORBACK FOOTBALL



PLAYERS

RETURNING RAZORBACKS

the 1979 season. The eldest Bonner now serves as a team doctor for the Razorback football team. He is enrolled in the College of Education and Health Professions and is majoring in kinesiology with an emphasis on teaching. Bonner was named to the Lon Farrell Academic Honor Roll in Fall 2005.

Mark Bonner's Career Statistics

TACKLES	G/GS	UA-A	Total	TFL-Yds	Sacks-Yds	PD	FF-FR	Int-Yds
2005	7/0	2-2	4	0.0-0	0.0-0	0	0-0	0-0
TOTALS	7/0	2-2	4	0.0-0	0.0-0	0	0-0	0-0



ANTHONY BROWN

DE, 6-6, 228, SR-1L

Hot Springs, Ark.

(Brentwood [Tenn.] HS / Miss. Delta CC)

91

OUTLOOK: He was the Razorbacks' starting right defensive end in the first six games of the 2005 season before suffering a severe right ankle injury that prematurely halted his first year on defense. Originally recruited as a wide receiver from junior college, he converted to defensive end in the spring of 2005 and earned a starting position. He racked up seven tackles for loss (-21) in only six games at his new spot. He participated in spring practice and is atop the depth chart at right end entering the 2006 campaign.

2005: He was putting up a solid season at defensive end when he was sidelined for the season with a right ankle injury in the Razorbacks' loss to Auburn. He started the first six games at right end. He racked up 24 tackles, including 14 solo and 10 assisted stops, in his half-season of play. Of his 24 tackles, seven were tackles for loss totaling 21 yards. He earned multiple tackles for loss in three of his first five games at defensive end. -- In the Razorbacks' season opener, he earned two tackles behind the line of scrimmage (-7) and one quarterback hurry against the Bears. He tallied four solo and three assisted tackles against Vanderbilt. He garnered a tackle for loss (-1) and three quarterback hurries in the SEC opener against the Commodores. He earned a starting nod, but did not record a tackle against No. 1 USC. He made a career-best eight stops at Alabama, including two behind the line of scrimmage (-8). He earned five tackles including two tackles for loss (-5) in the Hogs' win over Louisiana-Monroe. He racked up two solo tackles against Auburn and registered two quarterback hurries before leaving the game with a severely sprained ankle.

2004: He worked with the scout team offense during his redshirt junior season before switching to defensive end in the spring.

JUNIOR COLLEGE CAREER: He made 35 catches for 603 yards and 10 touchdowns as a sophomore at Mississippi Delta Community College for Coach Jim Southward. His 10 touchdowns ranked second in the state among junior college wide receivers. He had 20 receptions for more than 40 yards on the season. He was named to the second team all-state junior college squad in 2003. He was rated as the No. 4 junior college wide receiver in the nation by Insiders.com. SuperPrep ranked him as No. 80 in its listing of the top 100 junior college prospects.

HIGH SCHOOL CAREER: He played his entire prep football career at Brentwood [Tenn.] High School before moving to Hot Springs, Ark. He was a second-team all-state selection as a junior. He was not eligible to play at Hot Springs in his senior year because of a transfer rule. He was also recruited by Alabama, Mississippi State and Ole Miss.

PERSONAL: Born June 8, 1983, he is the son of Anthony Brown and Princess Tankard. He is enrolled in the Fulbright College of Arts and Sciences and is majoring in sociology.

Anthony Brown's Career Statistics

TACKLES	G/GS	UA-A	Total	TFL-Yds	Sacks-Yds	PD	FF-FR	Int-Yds
2005	6/6	14-10	24	7.0-21	0.0-0	0	0-0	0-0
TOTAL	6/6	14-10	24	7.0-21	0.0-0	0	0-0	0-0



ROD COLEMAN

SE, 6-2, 182, FR-RS

Camden, Ark.

(Fairview HS)

13

OUTLOOK: Considered at one point for a mid-season debut in 2005 to help bolster the Razorbacks' wide receiver corps, he ultimately was held out for the entire campaign to preserve his redshirt season. He was impressive in 2005 pre-season workouts combining with then-scout team quarterback Casey Dick for a bevy of big plays. He entered last spring as a contender for a starting spot at flanker. His bid was over before it even got started as he was injured in the first spring practice. He missed almost all of the spring and will now attempt to stake his claim to playing time as a reserve behind Marcus Monk and Chris Baker at split end.

2005: He redshirted in his first season in Fayetteville.

HIGH SCHOOL CAREER: He led his team to a 7-4 record as a senior spending time at quarterback and at wide receiver. He was named to The Associated Press Super Team. He was hampered by a sprained ankle in his senior season under Coach Buck James. As a junior he led Fairview High School to an 8-3 record. He rushed for 625 yards and 10 touchdowns. He passed for 675 yards and another 10 scores. He also caught two passes for 98 yards with both going for touchdowns. He accounted for a total of 22 touchdowns in his junior campaign. As a junior on the hardwood, he led his basketball squad to a 20-8 record. He averaged 15 points, five rebounds and two assists per game. He also was a prep track standout. He turned in a time of 48.26 in the 400 meters, a triple jump of 41-6 and a long jump of 21-7. Rivals.com rated him as the No. 8 overall player in Arkansas. He had a bench press max of 205 pounds and a squat lift max of 410 pounds in high school. He also registered a 35-inch vertical leap. He participated in the 2005 Arkansas High School All-Star Basketball Game at Bud Walton Arena in Fayetteville. He played AAU basketball with fellow UA teammate Darren McFadden. He was also recruited by Ole Miss, Vanderbilt, Nebraska, Tulsa and Memphis.

PERSONAL: Born Dec. 15, 1986, he is the son of Frederick and Angela Carroll. His full first name is Jeroderick. He is enrolled in the College of Education and Health Professions and is majoring in kinesiology with an emphasis on teaching.



JOEY CROSSLAND

C/OG, 6-5, 326, FR-RS

Russellville, Ark.

(Russellville)

58

OUTLOOK: He took advantage of his redshirt season to put on weight and increase his strength. He rebounded from right shoulder surgery to post a strong spring effort on the offensive line. He can play both center and offensive guard and is a viable back-up at both positions. He is listed as a reserve at center behind Jonathan Luigs and Jeremy Harrell heading into 2006.

2005: He worked on the UA scout team offense and bulked up in the weight room during his redshirt season.

HIGH SCHOOL CAREER: He was the anchor of the Russellville High School offensive line for Coach Jeff Holt. He helped lead the Cyclones to a playoff berth in his senior season. He played exclusively on the defensive line as a junior. He racked up 42 tackles, four tackles for loss, two sacks, two forced fumbles and one fumble recovery in his junior campaign. His team posted an 8-4 record. He was rated as the No. 24 offensive tackle in the nation by Tom Lemming's Prep Football Report. Rivals.com rated him as the No. 13 overall player in Arkansas. He recorded a 345-pound bench press and a 520-pound squat lift in high school. He participated in the 2005 Arkansas High School All-Star Game at Donald W. Reynolds Razorback Stadium. In addition to Arkansas, he was recruited by Iowa, Ole Miss, Kentucky, Nebraska and Tennessee.





PLAYERS

RETURNING RAZORBACKS

PERSONAL: Born July 31, 1987, he is the son of Will Crossland and Marsha Fregia. He is enrolled in the Fulbright College of Arts and Sciences.



WESTON DACUS

MLB, 6-2, 227, JR-2L

Searcy, Ark.

(Searcy)

30

OUTLOOK: The Razorbacks' most versatile linebacker, he has logged time at all three linebacker positions. He started the 2005 season opener, but spent most of his time as a reserve linebacker and a special teams' contributor last season. He led the Razorbacks with 17 tackles on special teams in 2005. A strong spring effort has solidified his fortunes as the top veteran reserve at all three linebacker spots. His experience will also be utilized on special teams in 2006. On the pre-season depth chart, he is listed behind Desmond Sims at mike linebacker.

2005: He appeared in all 11 games, including gaining a starting nod at mike linebacker in the season opener against Missouri State. A reserve at linebacker and a regular on special teams, he tallied 26 tackles (14 solo, 12 assisted) in his sophomore campaign. Of his 26 tackles, 17 of them came on special teams. He led the Hogs in special teams' tackles while playing on the kickoff, kickoff return and punt coverage units. He made two or more tackles in six of 11 games and four or more stops in three contests. He earned 1.5 sacks (-5), two quarterback hurries, one forced fumble and one pass deflection. - He racked up five tackles, including three solo stops, in his first collegiate start in the Razorbacks' season opener against Missouri State. He earned the Hogs' only sack of the game for a loss of four yards. He also broke up a pass and netted one quarterback hurry. He saw limited action against Vanderbilt and did not record a tackle. He registered one solo tackle against No. 1 USC. He garnered a career-high seven tackles in a road date against Alabama. Four of his seven tackles against the Crimson Tide were of the solo variety. He was moved to the sam linebacker position prior to the Louisiana-Monroe game. He made a team-high four tackles, including two solo stops and two assists, against the Indians. He led the Razorbacks with four special teams tackles in that game and made one of the biggest plays in the Hogs' win over Louisiana-Monroe. His jarring hit on ULM kickoff returner Mason Denham in the first quarter forced a fumble that was recovered by the Hogs. Arkansas scored on the ensuing offensive play to extend its lead. He earned three tackles (one solo) against Auburn. He made one solo tackle against Georgia before slightly injuring his knee. He played in the South Carolina game, but did not make a tackle. He accounted for one assisted tackle in the Hogs' victory at Ole Miss. He made two solo tackles and 0.5 TFL (-1) in a reserve role against Mississippi State. He netted two assisted tackles in the Hogs' season finale at LSU.

2004: He played in nine of 11 games as a reserve on defense and a regular on UA special teams. He did not appear in the Hogs' season opener against New Mexico State or the Georgia game. He racked up nine tackles in his true freshman campaign. Seven of his nine stops were solo tackles. He ranked tied for fifth on the squad with five tackles on special teams. He earned his first collegiate playing time against No. 7 Texas. He tallied his first two tackles in the Hogs' win over Louisiana-Monroe. He made a season-high three stops in a road loss at No. 4 Auburn. He earned two tackles apiece in back-to-back wins over Ole Miss and Mississippi State.

HIGH SCHOOL CAREER: He earned 3,828 rushing yards and 49 touchdowns on 576 career carries as a fullback for Coach Danny Mallett. He scored 300 points in his high school career. In his senior season, he tallied 1,462 yards and 19 touchdowns on 240 carries. He averaged 6.1 yards per carry. He earned four receptions for 27 yards. He was selected to Fox Sports Net's 2003 "All South" third-team offense. He rushed for 1,183 yards and 15 touchdowns on 168 attempts as a junior. He boasted a 7.0 yards-per-carry average in his junior campaign. He recorded a bench press of 355 pounds and a 485-pound squat lift as a prepster. He was a high school teammate of UA tight end Lance Thompson. The Morning News ranked him the No. 8 prospect in Arkansas. He rated as the nation's No. 18 running back by Max Emfinger. Insiders.com ranked him as the No. 27 running back in the country. SuperPrep had him as the No. 5 prospect in Arkansas. He was listed as one of the nation's "Super Prospects" by College Sports.com. He earned all-conference and all-state honors three times each. He was also recruited by Iowa, Nebraska, LSU and Oklahoma State.

PERSONAL: Born Sept. 19, 1985, he is the son of Dr. Robert Dacus and Romy Morgan. His brother Robert Joseph started at linebacker two years at Randolph

Macon College in Chatham, Va., and started in 2003 at Harding University. Weston is enrolled in the Sam. M. Walton School of Business and is majoring in finance and real estate. Dacus was named as a Hard Working Hog for the 2004-05 academic year.

Weston Dacus' Career Statistics

TACKLES	G/GS	UA-A	Total	TFL-Yds	Sacks-Yds	PD	FF-FR	Int-Yds
2004	9/0	7-2	9	0-0	0-0	0	0-0	0-0
2005	11/1	14-12	26	1.5-5	1.5-5	1	1-0	0-0
TOTAL	20/1	21-14	35	1.5-5	1.5-5	1	1-0	0-0



ANDREW DAVIE

OT, 6-6, 273, FR-RS

Little Rock, Ark.

(Central Ark. Christian HS)

71

OUTLOOK: He returned to the gridiron after a four-year minor league baseball career and is now working himself into the mix on the Razorbacks' offensive line. He used 2005 to acclimate himself back to the football field and impressed coaches with his work on the scout team offense. His natural athletic ability and his maturity could help expedite his timetable for game action. He is listed behind Tony Ugoh and Jose Valdez at left tackle on the pre-season depth chart.

2005: He spent his first season on campus working with the UA scout team offense in what counted as his redshirt campaign.

MINOR LEAGUE BASEBALL CAREER: He was selected by the St. Louis Cardinals in the 32nd round of the 2001 Major League Baseball Amateur Draft. He played in the Cardinals' minor league system for four years. He played rookie ball for Johnson City in the Appalachian League from 2001-03. He had two home runs and 22 RBI in 2001, six home runs and 23 RBI in 2002, and eight home runs and 24 RBI in 2003. He played for the Frontier League's Evansville Otters and the New York-Penn League's New Jersey franchise in 2004. He homered three times and drove in 26 RBI for the Otters before homering once and driving in two in 10 games with New Jersey. He hit a total of 20 home runs and collected 97 RBI in his minor league career.

HIGH SCHOOL CAREER: He earned three letters under Coach Danny Sullivan at Central Arkansas Christian High School. He was a team captain. He played tight end and fullback on offense and a defensive end and linebacker on defense. He was a three-time all-conference honoree, was named to the all-metro team in 2001 and was a three-time team MVP. He also lettered in basketball and baseball. He was a two-time all-conference honoree in basketball and a two-time all-tournament selection, a three-time all-conference selection and a two-time all-state honoree for baseball.

PERSONAL: Born Jan. 5, 1983, he is the son of John and Vicki Davie. His father played football at Henderson State, 1973-77. Davie is enrolled in the Fulbright College of Arts and Sciences.



JEREMY DAVIS

P/K, 5-9, 195, SO-1L

Fort Smith, Ark.

(Southside HS)

50

OUTLOOK: He will be looking to return to the field after a one-year absence. In 2004, he made his Razorback debut as a punter, taking over for Jacob Skinner in the final half of the season. He performed admirably earning a spot on the Freshman All-SEC team. This time around, he will most likely see an opportunity as a place-kicker. The departure of Chris Balseiro has opened the competition for extra points and field goals. He made three-of-four field goal attempts in the Hogs' second spring scrim-

2006



RAZORBACK FOOTBALL





PLAYERS

RETURNING RAZORBACKS

mage and averaged 44.6 yards per punt in the annual Red-White spring game. He will battle Stephen Arnold among others for starting kicking responsibilities.

2005: He traveled as a backup to punter Jacob Skinner, but did not see game action. The season served as his redshirt season.

2004: After backing Jacob Skinner for the first five games, he earned an opportunity to punt at No. 4 Auburn. He handled punting duties for the second half against the Tigers and the final five games of the season. He punted a total of 25 times for 979 yards for a 39.2 yards-per-punt average. He landed six punts inside the opponents' 20-yard line and forced eight fair catches. He also registered two 50+ yard punts. For his efforts he was named to the SEC Coaches' All-Freshman squad. – He punted three times for 136 yards (45.3 avg.) against the Tigers. He recorded punts of 38, 43 and 55 yards in his collegiate debut. His 55-yard punt was his first career kick inside the opponents' 20-yard line. He punted eight times for 290 yards (36.2 avg.), including forcing four fair catches, against No. 6 Georgia. He placed three punts inside the 20-yard line and launched a long punt of 53 yards. He tallied an average of 43.0 yards per kick on three punts (129 yards) against South Carolina. He forced one fair catch by the Gamecocks. His long punt against USC was 44 yards. He punted five times for 193 yards (38.6 avg.) in the Hogs' 35-3 win over Ole Miss. He launched a long of 44 yards. He landed one punt inside the 20 and forced one fair catch against the Rebels. He punted only twice for 83 yards in the Razorbacks' 24-21 win over Mississippi State. He earned an average of 41.5 yards per kick against the Bulldogs, including a long punt of 49 yards. He punted four times for 148 yards (37.0 avg.) against No. 12 LSU. He landed one punt inside the 20 and forced one fair catch against the Tigers. An LSU return man fumbled his punt in the second quarter and UA teammate Pierre Brown recovered to set up an Arkansas touchdown.

HIGH SCHOOL CAREER: He was a three-year letterman at Fort Smith Southside High School as a placekicker and a punter. He was named to the all-state and all-conference teams his senior year and averaged 45.8 yards per punt. He made a career long 51-yard field goal in high school. He was elected co-captain of his team as a senior and also received all-state honors as a golfer.

PERSONAL: Born Aug. 20, 1985, he is the son of Donny and Kim Davis. His father, Donny, played golf for the University of Arkansas. He is enrolled in the College of Education and Health Professions and is majoring in kinesiology with an emphasis on teaching. He was named to the Lon Farrell Academic Honor Roll for the 2005-06 academic year.

Jeremy Davis' Career Statistics

PUNTING	G/GS	No.	Yds	Lg	Avg.	I20	Blk
2004	6/0	25	979	55	39.2	6	0
TOTAL	6/0	25	979	55	39.2	6	0



CHAD DAYTON

QB, 6-2, 195, SO-SQ
Tulsa, Okla.
(Memorial HS)

OUTLOOK: With a host of other quarterback options on campus, he will likely take snaps once again with the UA scout team offense.

2005: He filled a reserve role at quarterback working with the UA scout team offense. He didn't see game action.

2004: He used his first season with the Razorbacks as his redshirt campaign.

HIGH SCHOOL CAREER: He was a four-year letterman at Tulsa Memorial High School under Coach Mike Gaines. An Oklahoma Coaches Association All-State selection, he was named District 6A-3 Offensive Player of the Year, was a CSA Prep Star All-American and was also named to the Tulsa World's Blue Chips List.

PERSONAL: Born Sept. 5, 1985, he is the son of Patricia Southard. He is enrolled in the Sam M. Walton College of Business and is majoring in finance and banking. Dayton was named as a Hard Working Hog for the 2004-05 academic year, a 2005-

06 Academic All-SEC honoree and was also named to the Lon Farrell Academic Honor Rolls for the 2004-05 and 2005-06 academic years.



CASEY DICK

QB, 6-2, 211, SO-1L
Allen, Texas
(Allen)

11

OUTLOOK: What started out as a designed redshirt season quickly turned into an improbable and unprecedented opportunity for this Arkansas quarterback in 2005. He did not play in the Razorbacks' first seven games. However, when the Hogs made a change at quarterback it was the true freshman who became the first UA quarterback in school history to take his first collegiate snap as a starting quarterback. He led Arkansas to a pair of wins and a near-upset of No. 3 LSU in his four games as a starter last season. He was especially effective in a second-half comeback against Ole Miss when he completed 12 consecutive passes and threw for three touchdowns. He wasn't as sharp in the spring, however, and will face fierce competition for his starting position this fall from former starter Robert Johnson and highly touted recruit Mitch Mustain.

2005: In one of the most improbable rookie campaigns in Razorback history, he sat out the first seven games of the season before making his debut as the Hogs' starting quarterback against South Carolina. He became the first UA quarterback in history to take his first collegiate snap as a starter. He started the final four games of the season against South Carolina, Ole Miss, Mississippi State and LSU. He led the Razorbacks to wins over Ole Miss and Mississippi State. On the season, he completed 53-of-99 pass attempts for 584 yards and seven touchdowns. He threw four interceptions in his rookie season. – He made his collegiate debut as the Razorbacks' starting quarterback against South Carolina in the eighth game of the UA season. He handed the ball off to fellow freshman running back Darren McFadden for seven yards on his first snap. He completed his first career pass on a five-yard toss to Cedric Washington on third down during the same drive. He finished the game with 137 yards on 12-of-24 passing and an interception. He connected with Peyton Hillis for four yards in the second quarter for his first career touchdown pass. He earned SEC Freshman Player of the Week and Hogwired.com Offensive Player of the Week honors after leading the Razorbacks to their first SEC win of the season at Ole Miss. He completed 17-of-24 passes for 175 yards and did not throw an interception against the Rebels. His .708 completion percentage tied for 10th on the UA single-game record list. His three touchdowns were not only a career best, but the most by an Arkansas quarterback since Matt Jones tossed four against Louisiana-Monroe in 2004. He completed his final 12 passes and captained three second-half scoring drives against the Rebels. He connected with Marcus Monk for touchdowns of 23 and 24 yards. He also completed a four-yard scoring pass to Hillis. He led the Hogs to their second-consecutive victory with a 44-10 win over Mississippi State. He completed 12-of-23 passes for 124 yards and a pair of touchdowns. He connected with Marcus Monk and Peyton Hillis for touchdowns while also throwing two interceptions (one on a pass batted down at the line of scrimmage). He nearly engineered an upset of No. 3 LSU before Arkansas fell 19-17 in the season finale in Baton Rouge. He was 12-of-28 passing for 148 yards. He threw a 29-yard touchdown pass to Washington and connected on a 55-yard completion to Monk.

HIGH SCHOOL CAREER: He completed 133-of-248 passes for 1,942 yards and 14 touchdowns as a senior. He also rushed for 401 yards and eight touchdowns on 100 carries in his final prep campaign for Coach Tom Westerberg. He dislocated his peroneal tendon (or stirrup tendon) later in the season and missed his squad's final two games. His squad finished 9-3 in his senior season. He earned honorable mention all-district and all-county honors as a junior. He passed for 714 yards and eight touchdowns on 48-of-81 passing as a backup quarterback in his junior campaign. He also rushed for 116 yards and three touchdowns on 37 attempts. He was selected to play in the Dallas-Fort Worth All-Star game. Rivals.com ranked him as the nation's No. 13 dual-threat quarterback and as the No. 70 overall player in Texas. He was the high school teammate of UA defensive tackle Marcus Shavers. He was also recruited by Houston, Texas Tech, SMU and TCU.

PERSONAL: Born June 27, 1986, he is the son of Steve and Mary Ellen Dick. He is enrolled in the College of Education and Health Professions and is majoring in kinesiology with an emphasis on teaching.

2006

UNIVERSITY OF ARKANSAS





PLAYERS

RETURNING RAZORBACKS

Casey Dick's Career Statistics

PASSING	G/GS	Att-Cmp-Int	Yds	TD	Lg	Pct	Avg/P	Avg/G
2005	4/4	99-53-4	584	7	55	53.5	5.9	146.0
TOTAL	4/4	99-53-4	584	7	55	53.5	5.9	146.0

RUSHING	Att	Yds	TD	Lg	Avg/C	Avg/G
2005	14	-93	0	3	-6.6	-23.2
TOTAL	14	-93	0	3	-6.6	-23.2

Career Game-by-Game 2005

Date	Opponent	PASSING				RUSHING			
		A-C-I	Yds	TD	Lg	Att.	Yds	TD	Lg
9/3	Missouri State	DNP							
9/10	Vanderbilt	DNP							
9/17	at USC	DNP							
9/24	at Alabama	DNP							
10/8	ULM+	DNP							
10/15	Auburn	DNP							
10/22	at Georgia	DNP							
11/5	South Carolina	24-12-1	137	1	4	-33	0	-	-
11/12	at Ole Miss	24-17-1	175	3	24	2	-21	0	-
11/19	Miss. State+	23-12-2	124	2	22	4	-19	0	3
11/25	at LSU	28-12-1	148	1	55	4	-20	0	-

+ Little Rock, Ark.

AT MISSOURI SOUTHERN (2005): He broke 18 school passing records and two Mid-American Intercollegiate Athletics Association (MIAA) conference records as a freshman. Among others, he set the records for pass completions (302) and total offensive plays (596). He also led the Lions to a four-game improvement on their record from the previous season. He was named the MIAA freshman of the year, most valuable offensive back and team MVP.

HIGH SCHOOL CAREER: He lettered as a quarterback under Coach Chris Wood at Shiloh Christian High School. He also played strong safety, cornerback and linebacker. He was named first-team all-conference and all-state.

PERSONAL: Born Jan. 26, 1986, he is the son of Chris and Cathy Emert. He was a member of the National Honor Society. He plays the guitar, piano and drums. He is enrolled in the Fulbright College of Arts and Sciences and is majoring in communications.



FREDDIE FAIRCHILD
 SLB, 6-2, 211, SO-1L
 Little Rock, Ark.
 (Central HS / Hargrave [Va.]
 Military Academy)

44

OUTLOOK: One of the most talented young defensive players in the SEC, he learned on the job last season when the Razorbacks needed help at linebacker. His first collegiate start came at No. 1 USC. While he took a few lumps early as a rookie in the SEC, he quickly translated his on-the-job training to solid and even sometimes spectacular play at sam linebacker. He started the final nine games and ranked sixth on the team in tackles. He earned a bevy of freshman All-America honors and was named as the SEC Freshman Defensive Player of the Year by The Sporting News. His performance was even more impressive when you consider he played only two years of high school football prior to coming to Arkansas. He continues to gain size, strength and confidence. He enters fall camp as the returning starter at sam (strong-side) linebacker.

2005: He flourished in defensive coordinator Reggie Herring's 4-3 defense playing in all 11 games at linebacker and on special teams. As a freshman, he moved into the starting spot at strong-side (sam) linebacker and started the final nine games, averaging 6.1 tackles over that stretch. He earned at least two tackles in all 11 games and five or more stops in eight contests. He was sixth on the team with 59 tackles and seventh with 6.0 TFL (-28). He also had two sacks (-16), three quarterback hurries and one pass break up. He ranked fourth on the team with seven special teams' stops. Fairchild earned first-team freshman All-America honors from ESPN.com, CollegeFootballNews.com and Rivals.com, and second-team honors from Scout.com and The Sporting News. The Sporting News also named him the SEC's Defensive Freshman of the Year and to its freshman All-SEC team. The SEC coaches also placed him on the freshman All-SEC squad. - He earned two tackles in his collegiate debut against Missouri State. He followed it up with two more tackles and his first career tackle for loss (-10) in the conference opener against Vanderbilt. His fourth-quarter sack of Vanderbilt's Jay Cutler came on an untouched blitz up the middle. He earned his first collegiate start against No. 1 USC at the L.A. Coliseum when Pierre Brown missed the game with an injured knee. He recorded five tackles, including four solo stops at USC. He then set a career-high with nine tackles (five solo) at Alabama. He made one tackle behind the line of scrimmage (-3) against the Crimson Tide. He tallied five tackles in a non-conference win over Louisiana-Monroe. In his fourth start, he registered six solo stops and eight total tackles against Auburn. At No. 4 Georgia, he earned the first multiple TFL game of his career when he dropped two Bulldogs' for negative yardage (-9). He earned his second career sack (-6) and a quarterback hurry against Georgia. He matched a career high with nine tackles and a quarterback hurry in a home loss to South Carolina. He earned five solo stops against the Gamecocks. He tallied five tackles and two tackles for loss (-6) in the Hogs' win over Ole Miss. He accounted for six tackles (three solo) in the Razorbacks' win over Mississippi State in Little Rock. He also broke up an MSU pass and registered one quarterback hurry. He finished the season with two tackles at LSU.

HIGH SCHOOL CAREER: He helped Hargrave to a 7-3 record in 2004 for Coach Robert Prunty. He was the 2003 Arkansas Democrat-Gazette Player of the Year in his senior season for Coach Bernie Cox at Central High School. He helped lead the Tigers to a 14-0 record and a Class 5A state championship. He tallied 156 tackles (77 solo, 79 assisted), five tackles for loss and five pass deflections. He also earned two

NATHAN DUREN

SNP, 6-2, 210, FR-RS
 Sherwood, Ark.
 (Sylvan Hills HS)



OUTLOOK: With senior Brett Goode slated to handle all the deep snaps for the Razorbacks once again in 2006, he will likely have to bide his time for an opportunity to play. He will continue to work with the UA kickers and punters in the interim.

2005: He used the campaign as a redshirt season.

HIGH SCHOOL CAREER: He lettered three years as a snapper under Coach Ron Sebastian at Sylvan Hills High School. He also played tight end, offensive line and defensive line. The team was runner-up for the 2002 4A state championship and was 5A East Conference champions in 2005. He holds the school record for the least amount of bad snaps in three-consecutive seasons. He also lettered in baseball and was a member of a 4A state championship team. His prep squad won the state championship at Baum Stadium on the UA campus.

PERSONAL: Born June 3, 1987, he is the son of Steve and Ramona Miller. He was awarded the Mu Alpha Theta Spanish honor award. He is enrolled in the College of Engineering and is majoring in engineering.

NATHAN EMERT

QB, 6-2, 190, SO-TR
 Springdale, Ark.
 (Shiloh Christian / Missouri Southern)



OUTLOOK: He joined the Razorback program in the spring after a successful rookie season at Missouri Southern in 2005. A former quarterback at Shiloh Christian, he is familiar with the system utilized by new UA offensive coordinator Gus Malzahn. He completed two passes for 21 yards in the Hogs' second major spring scrimmage. He will have to sit out the 2006 season after transferring in from Missouri Southern.

2006

RAZORBACK FOOTBALL

PLAYERS

RETURNING RAZORBACKS

interceptions, two fumble recoveries and one forced fumble. The Associated Press named him to its Super Team following his senior season. He was also a member of the Arkansas Democrat-Gazette All-Arkansas Team. He played only two years of organized football in high school. He was a high school teammate of current Razorback Fred Bledsoe. SuperPrep rated as the No. 14 prospect in Arkansas while The Morning News had him at No. 23. Rivals.com ranked him as the No. 16 prep school prospect in the country. He was also recruited by Arkansas State and Memphis.

PERSONAL: Born July 1, 1986, he is the son of Freddie Fairchild. He is enrolled in the Fulbright College of Arts and Sciences.

Freddie Fairchild's Career Statistics

TACKLES	G/GS	UA-A	Total	TFL-Yds	Sacks-Yds	PD	FF-FR	Int-Yds
2005	11/9	35-24	59	6.0-28	2.0-16	1	0-0	0-0
TOTALS	11/9	35-24	59	6.0-28	2.0-16	1	0-0	0-0

Career Game-by-Game

Date	Opponent	UA-A	Total	TFL-Yds	Sacks-Yds	PD	Int-Yds
9/3	Missouri State	1-1	2	0.0-0	0.0-0	0	0-0
9/10	Vanderbilt	1-1	1	1.0-10	1.0-10	0	0-0
9/17	at USC	4-1	5	0.0-0	0.0-0	0	0-0
9/24	at Alabama	5-4	9	1.0-3	0.0-0	0	0-0
10/8	ULM+	2-3	5	0.0-0	0.0-0	0	0-0
10/15	Auburn	6-2	8	0.0-0	0.0-0	0	0-0
10/22	at Georgia	4-2	6	2.0-9	1.0-6	0	0-0
11/5	South Carolina	5-4	9	0.0-0	0.0-0	0	0-0
11/12	at Ole Miss	3-2	5	2.0-6	0.0-0	0	0-0
11/19	Miss. State+	3-3	6	0.0-0	0.0-0	1	0-0
11/25	at LSU	1-1	2	0.0-0	0.0-0	1	0-0

+ Little Rock, Ark.



ROBERT FELTON

OG, 6-4, 321, JR-2L
Houston, Texas
(Cypress Creek HS)

61

OUTLOOK: After spending the last season and a half at offensive tackle, he is back at offensive guard for the 2006 season. In 2004 and 2005, Arkansas took advantage of his versatility when coaches moved the lineman to offensive tackle to fill voids left by injuries. He started the last 15 games at tackle including all 11 games last season. His quickness and athletic ability lend more to the skills utilized at the guard position so he has moved one spot down the line. He had a solid spring and was named to Athlon's pre-season All-SEC second team. He will open the fall as the Razorbacks' starter at right guard.

2005: An 11-game starter, he was a fixture at right tackle for the Razorbacks in 2005. He helped lead the way for the Razorbacks' SEC-leading rushing attack. Arkansas ranked 12th in the nation with an average of 216.9 rushing yards per game. He also paved the way for 10 100-yard rushing performances by UA running backs including five by freshman tailback Darren McFadden. He graded out at 82 percent or better in eight of 11 games including the last six-consecutive contests. He tallied 45 knockdown blocks on the season including a season-best nine knockdowns against Vanderbilt. -- He opened the season with two knockdown blocks in 59 snaps against Missouri State. In the SEC opener against Vanderbilt, he posted a grade of 85 percent, including 91 percent on pass plays. He tallied nine knockdown blocks in 74 snaps at tackle against the Commodores. He earned four knockdown blocks in a road loss at No. 1 USC and two more knockdowns at Alabama. He played 55 snaps of the ULM game and recorded seven knockdowns. He graded out at a season-best 89 percent against Louisiana-Monroe. He earned a mark of 85 percent on rushing plays and 95 percent on passing plays against the Indians. He recorded three knockdown blocks and graded out at 84 percent as the Hogs struggled to gain yards on the ground against a tough Auburn defense. He played 58 snaps and posted a perfect 100-percent grade in the passing game. He recorded nine knockdown blocks in 72 snaps as the Hogs rolled up 216 yards of rushing against the nation's fifth-ranked defense at Georgia. He garnered an 87-percent grade on both rushing and passing downs against the Bulldogs. He logged 73 snaps in a home loss to South Carolina registering three

knockdown blocks and grading out at 82 percent. He helped the Hogs rush for 219 yards against the Gamecocks. He was solid in Arkansas' first road win of the season at Ole Miss. He carded an 82-percent grade, including a 96-percent clip in passing situations, with two knockdown blocks against the Rebels. He played 67 snaps against Mississippi State, recording three knockdown blocks and grading out at 82 percent. He graded out above 80 percent for the sixth-consecutive game and earned four knockdown blocks in the Razorbacks' season finale at No. 3 LSU.

2004: He saw action in nine of 11 games, earning a starting nod in the Hogs' final five games. He started the season as an offensive guard, but was switched to offensive tackle after injuries to left tackle Tony Ugoh and right tackle Zac Tubbs. He started the Georgia game for Ugoh at left tackle and then started the final four contests at right tackle after Tubbs was lost for the season due to an injury. After logging only 84 combined snaps in the Hogs' first six games, he played 260 snaps in the Razorbacks' final five contests. He registered 41 knockdowns on the season. He earned seven or more knockdown blocks in four games. He tallied 32 knockdown blocks in the last five contests. He racked up a career-high 10 knockdown blocks in the Hogs' season finale against No. 12 LSU. He earned a team-high nine knockdown blocks against No. 6 Georgia and eight knockdowns against Ole Miss. -- He played 30 snaps in Arkansas' season opener against New Mexico State. He graded out at 90 percent in the running game and 100 percent in the passing game for a total grade of 95 percent. He recorded a team-high seven knockdown blocks against the Aggies. He did not see a snap against No. 7 Texas. He logged six snaps against Louisiana-Monroe. He did not play against Alabama. He logged 21 snaps against Florida earning a 90-percent grade in the passing game. He registered one knockdown block against the Gators. He played 27 snaps earning an 87-percent grade in the passing game and one knockdown block against No. 4 Auburn. He moved to left tackle and earned his first career start against No. 6 Georgia after Tony Ugoh was sidelined with kidney stones. He earned a career-high nine knockdown blocks on 54 snaps in his first collegiate start. He graded out at 84.5 percent against the Bulldogs. He logged 72 snaps in a start at right tackle against South Carolina. He graded out at 80 percent in the running game and a perfect 100 percent on passing plays. He tallied one knockdown block against the Gamecocks. He made his second start at right tackle and played 68 snaps against Ole Miss. He racked up eight knockdown blocks to help the Hogs gain 297 yards rushing in a 35-3 win over the Rebels. He made his third consecutive start at right tackle in the Razorbacks' 24-21 win over Mississippi State. He played 79 snaps racking up an 84.5-percent grade and four knockdown blocks. He logged 66 snaps earning a career-high 10 knockdowns in a loss to No. 12 LSU. He earned a grade of 96 percent on running plays and 85 percent on passing plays against the Tigers.

2003: He spent his redshirt season learning the offensive system and working in the weight room.

HIGH SCHOOL CAREER: He was a three-year starter at offensive tackle at Cypress Creek High School. He was rated as the No. 39 offensive guard in the nation by Rivals.com. Max Emfinger Recruiting ranked him as the No. 23 offensive tackle in the nation. His high school produced current NFL linemen Sam Adams, Dan Neil and Josh Williams. He was also recruited by Arizona, Wisconsin and Kansas. Insiders.com rated him the No. 59 player in Texas. He was rated the No. 54 player in Texas by Heartland Recruiting. He was a PrepStar Region IV Honorable-Mention.

PERSONAL: Born Sept. 25, 1984, he is the son of Patricia and Vincent Felton. He is enrolled in the Fulbright College of Arts and Sciences and is majoring in criminal justice and sociology. Felton was named a Hard Working Hog for the 2004-05 academic year.



REGGIE FISH

FL, 5-7, 161, SO-1L
Mesquite, Texas
(Mesquite)

7

OUTLOOK: He filled a variety of roles for the Razorbacks in his freshman season. His quickness and elusiveness led to some opportunities as a punt returner. He will once again be auditioned as an option as the Hogs' punt return specialist. He will need to develop more consistency in handling punts to make a serious run at the position. He will also attempt to gain more snaps in the UA wide receiver corps. He is listed as the second-team flanker behind senior Cedric Washington entering pre-season camp.





PLAYERS

RETURNING RAZORBACKS

2005: He may be small in stature, but the 5-7 wide receiver displayed his skills in a myriad of ways during his rookie campaign. He appeared in nine of the Razorbacks' 11 games playing in every contest except the Vanderbilt and LSU games. He was third on the squad with four punt returns for 26 yards including an exciting 17-yard return against Louisiana-Monroe. He carried the ball once for seven yards and made one catch for five yards. – He returned one punt for two yards in his collegiate debut against Missouri State. He played, but did not accrue statistics against USC and Alabama. He earned his first career rush for seven yards and returned two punts for 21 yards against Louisiana-Monroe. He recorded a season-long 17-yard punt return against the Indians. He returned a punt for three yards against South Carolina. He caught the first pass of his career against Mississippi State for five yards.

2004: He graduated early from high school and spent the spring getting his first taste of college football. He worked at flanker for the Razorbacks in spring practice.

HIGH SCHOOL CAREER: In the third game of his senior season, he dislocated his shoulder while diving for a fumble. He missed the remainder of the season. He had racked up 185 yards rushing and 264 yards passing in his first two games before being sidelined in the third quarter of game number three. He earned first-team all-district honors as a junior and was named the district sophomore of the year in 2002 for Coach Steve Halpin. He graduated from high school early with honors. He earned offensive most valuable player honors at the U.S. Army Player Combine following his junior season. He has recorded a vertical jump of 31 inches. In addition to Arkansas, he was recruited by Oklahoma State, Missouri, Iowa, Baylor, Notre Dame and SMU.

PERSONAL: Born May 29, 1987, he is the son of Reginald and Eugenia Fish. His father Reginald Fish Sr. (1978-81) was a wide receiver while UA head coach Houston Nutt was a quarterback at Oklahoma State. Nutt once connected with Fish on a 65-yard touchdown pass in an OSU scrimmage. He was a member of the 2004-05 Lon Farrell Academic Honor Roll. He is enrolled in the College of Education and Health Professionals and is majoring in kinesiology with an emphasis in teaching.

Reggie Fish's Career Statistics							
RUSHING	G/GS	Att	Yds	TD	Lg	Avg/C	Avg/G
2005	9/0	1	7	0	7	7.0	0.8
TOTAL	9/0	1	7	0	7	7.0	0.8
RECEIVING	Rec	Yds	TD	Lg	Rec/G	Avg/C	Avg/G
2005	1	5	0	5	0.1	5.0	0.6
TOTAL	1	5	0	5	0.1	5.0	0.6



ELSTON FORTE

FS, 6-1, 200, SO-1L
Little Rock, Ark.
(Mills HS)

38

OUTLOOK: He appeared in all but one game last season but spent most of his time on special teams. He is slated to be a special teams' regular again in 2006. He is also in the pre-season mix at free safety, but will likely have to hone his skills behind a veteran cast of safeties before garnering significant snaps in the secondary.

2005: He played in 10 of 11 games in his freshman season seeing time on special teams and in a reserve role in the UA secondary. He appeared in every game except the Hogs' Homecoming match-up with South Carolina. He garnered five tackles on the season, including three solo stops. Two of his five tackles came on special teams. He was a regular on the kickoff and kickoff return units. He also snared his first career interception and returned it 27 yards against Louisiana-Monroe. – He appeared in the first four games of the season, but earned his first career tackles in the Razorbacks' non-conference win over Louisiana-Monroe. He made two solo stops and returned an interception 27 yards in the victory. He made one assisted stop against No. 4 Georgia and earned one solo and one assisted tackle against No. 3 LSU in the Hogs' season finale.

HIGH SCHOOL CAREER: As a senior, he split time between running back, wide receiver and safety earning Class 4A all-state honors for Coach James Withrow. He was also named to The Associated Press Super Team. He rushed for 600 yards and 13 touchdowns in his senior season. He also racked up 300 yards and two scores receiving. Defensively, he earned 55 tackles, four interceptions, three forced fumbles

and one fumble recovery in his final prep campaign. He participated in the Max Emfinger All-American All-Star Game in Shreveport, La. In his junior season, he racked up 46 tackles, including 15 unassisted stops, three interceptions and two pass break ups. He tallied 12 rushing touchdowns as a junior. He also averaged nearly 50 yards per kickoff return. He spent time at free safety, tailback, kickoff and punt returner. He played basketball through his junior season. He led his squad to a 22-5 mark as a junior. Rivals.com rated him as the No. 26 safety in the nation and the No. 4 overall player in Arkansas. He was a member of the Mobile Register's Super Southeast 120. He participated in the 2005 Arkansas High School All-Star Game at Donald W. Reynolds Razorback Stadium. He chose Arkansas over Oklahoma State, Iowa, Nebraska, Ole Miss, Tennessee, Penn State and Memphis.

PERSONAL: Born Oct. 28, 1987, he is the son of Elston and Pearlite Forte. He is enrolled in the Fulbright College of Arts and Sciences.

Elston Forte's Career Statistics								
TACKLES	G/GS	UA-A	Total	TFL-Yds	Sacks-Yds	PD	FF-FR	Int-Yds
2005	10/0	3-2	5	0.0-0	0.0-0	1	0-0	1-27
TOTALS	10/0	3-2	5	0.0-0	0.0-0	1	0-0	1-27



NATE GARNER

OT, 6-6, 325, JR-2L
Roland, Ark.
(Pulaski Robinson HS)

75

OUTLOOK: After seeing steady game action on special teams, he will attempt to earn even more snaps at offensive tackle in 2006. He played in all 11 games last season, but totaled only 39 snaps on the Hogs' offensive front. He had an excellent spring and appears to be transitioning from a quality back-up to a potential starter at tackle. He opens the pre-season listed behind senior Zac Tubbs on the depth chart at right tackle. He will also likely retain his presence on the Razorbacks' PAT and field goal teams.

2005: He played in all 11 games as a sophomore as a regular on special teams and a spot reserve on the Hogs' offensive front. He was the right tackle on the UA field goal and extra point units. He also saw snaps at offensive tackle in three games (Missouri State, Louisiana-Monroe and Mississippi State) logging a total of 39 snaps. He earned two knockdown blocks in his limited stint on offense. – He earned a grade of 80 percent, including an 83-percent mark in run production blocking, in the Razorbacks' season opener against Missouri State. He played a total of 15 snaps against the Bears and earned one knockdown block. He earned his most extensive playing time at tackle in the Hogs' non-conference win over Louisiana-Monroe. He logged 19 snaps carding a total grade of 89 percent. He graded out at 92 percent on rushing plays and at 80-percent on passing plays. He posted a perfect 100 percent grade on five snaps against Mississippi State.

2004: He appeared in five games as a redshirt freshman on the Hogs' offensive front. He logged time in games against New Mexico State, Louisiana-Monroe, Auburn, Georgia and Ole Miss. He earned a total of five knockdown blocks on the season. His most extensive action came at offensive tackle in the season opener against New Mexico State. He played a total of 32 snaps and earned a grade of 90 percent. He graded out at 80 percent on running plays and a perfect 100 percent on passing plays. He also earned two knockdown blocks in his first collegiate game. He tallied two knockdown blocks on only six snaps in the Razorbacks' win over Louisiana-Monroe. He logged three snaps against No. 4 Auburn. He played briefly in the Razorbacks' loss to Georgia. He earned one knockdown block on five snaps in a win over Ole Miss.

2003: He worked on the UA scout team offense in his redshirt season.

HIGH SCHOOL CAREER: He was ranked as the nation's No. 21 offensive tackle by Tom Lemming's Prep Football Report. As a junior, he had 39 pancake blocks. He was also recruited by Auburn, Notre Dame and Harvard. He was rated the No. 138 offensive lineman in the nation by Insiders.com. He was a member of the PrepStar All-Region IV Team.

PERSONAL: Born Jan. 18, 1985, he is the son of Vicki and Wayne Garner. He was a member of the 2003-04 Lon Farrell Academic Honor Roll. He is enrolled in the Fulbright College of Arts and Sciences and is majoring in sociology.

2006



RAZORBACK FOOTBALL





PLAYERS

RETURNING RAZORBACKS



BLANE GIBSON

SE, 6-2, 208, FR-RS
Quitman, Texas
(Quitman)

OUTLOOK: After one year on campus, he will attempt to break through the long lines at wide receiver to challenge for playing time. His best opportunity in 2006 may be as a contributor on special teams.

2005: He worked on the UA scout team offense in his redshirt season.

HIGH SCHOOL CAREER: He lettered as a quarterback, wide receiver and tight end under Coach Dameion Miller at Quitman High School. He also played defensive back. He was honored as a first-team all-district wide receiver in 2004 and he won the Quitman Bulldog Fighting Heart Award as a senior. As a senior, he led Quitman to a 12-1 record and a regional final. Gibson also lettered in basketball and track. In basketball, he was a two-time first-team all-district selection (2004 and 2005) and led his team to the regional semifinals.

PERSONAL: Born Feb. 10, 1987, he is the son of Kent and Vicki Gibson. He is enrolled in the Sam M. Walton College of Business and is majoring in business. He was named to the Lon Farrell Academic Honor Roll in Spring 2006.



BRETT GOODE

SNP, 6-1, 232, SR-3L
Fort Smith, Ark.
(Northside HS)

51

OUTLOOK: He will once again be a welcome sight over the ball for UA specialists in 2006. He has handled snaps for every UA punt situation for the past three years and every placement kick attempt in the past two seasons. He has been consistent in his velocity and accuracy in each of his first three campaigns. He has garnered four career tackles in punt coverage including two stops last season.

2005: For the third-consecutive season, he appeared in every game as the Razorbacks' deep snapper. He snapped for both starting punter Jacob Skinner and starting placekicker Chris Balseiro. Skinner turned in the best year of his Razorback career thanks in large part to the timely delivery of 50 snaps. He also was near-perfect in his 18 snaps for field goal attempts and 33 snaps for extra point attempts. In addition to his more traditional duties, he managed to collect a pair of assisted tackles on punt coverage. He earned one tackle against Alabama and another against Auburn.

2004: He appeared in all 11 of the Razorbacks' games as the deep snapper for both punts and placement kicks. He snapped the ball for 54 punts with 29 of those to Jacob Skinner and 25 to Jeremy Davis. He teamed with placekicker Chris Balseiro and holder Dowell Loggains on 41 PAT attempts and seven field goal attempts. He tallied one tackle against No. 7 Texas.

2003: He made an immediate impact as a true freshman handling snapping duties for punt situations. Garrett Lewis snapped for PAT and field goal attempts. He appeared in all 13 of the Razorbacks' games delivering the ball to true freshman punter Jacob Skinner. He was close to perfect snapping the ball on 54 punt attempts. He also earned one tackle in punt coverage.

HIGH SCHOOL CAREER: He lettered as a center and long snapper at Northside High School. He also lettered in baseball.

PERSONAL: Born Nov. 2, 1984, he is the son of Mark and Kim Goode. He was a

member of the 2004-05 Lon Farrell Academic Honor Roll. He is enrolled in the College of Education and Health Professionals and is majoring in kinesiology with an emphasis in teaching.

Brett Goode's Career Statistics

TACKLES	G/GS	UA-A	Total	TFL-Yds	Sacks-Yds	PD	FF-FR	Int-Yds
2003	13/0	1-0	1	0-0	0-0	0	0-0	0-0
2004	11/0	1-0	1	0-0	0-0	0	0-0	0-0
2005	11/0	0-2	2	0-0	0-0	0	0-0	0-0
TOTALS	35/0	2-2	4	0-0	0-0	0	0-0	0-0



MICHAEL GRANT

FS, 5-11, 196, JR-2L
Stone Mountain, Ga.
(Stephenson HS)

8

OUTLOOK: A former collegiate two-sport star in football and track and field, he focused on football only last spring and ascended to the top of the pre-season depth chart at free safety. He has adjusted well to his new position after moving from cornerback late last spring. He began the spring at corner, but when no one claimed the vacant free safety job he was auditioned at the position he played in high school. He has tremendous speed and has already shown he can close quickly and make big plays. He intercepted three passes last season at cornerback. If he can continue to develop, he will provide Arkansas with an ideal combination of speed and experience at the free safety position.

2005: He played in all 11 games as a sophomore earning significant time in the UA secondary in nickel and dime packages and as a member of the Hogs' kickoff coverage unit. He racked up 22 tackles, including 13 solo stops, two tackles for loss (-15), one sack (-13) and one forced fumble. He tied for second on the squad with three interceptions and seven pass break-ups. His 0.27 interceptions-per-game average ranked tied for sixth in the SEC and tied for 68th in the nation in that category. He earned at least one tackle in 10 of 11 games and multiple stops in seven contests. Three of his season tackles came on special teams. - He recorded two solo tackles and a pass deflection in the season opener against Missouri State. He also snared the first interception of his career in the fourth quarter to stop the Bears' final offensive drive inside the Razorback 20-yard line. He tallied another three tackles and a pass breakup against Vanderbilt. He garnered one solo tackle in the Razorbacks' road loss at No. 1 USC. He netted another three tackles and a pass deflection at Alabama. He earned a season-high four tackles in the Hogs' non-conference win over Louisiana-Monroe. One of his two solo tackles came on a shoe-string stop on special teams that saved a big play for the Indians. He played but did not make a tackle against Auburn. In a return to his home state, he recorded one assisted tackle and picked up his second interception of the season at No. 4 Georgia. He picked off a pass at the Bulldogs' 34-yard line early in the fourth quarter putting the Hogs in position for a game-tying touchdown. Despite the good field position, Arkansas failed to net points after a missed field goal attempt. Against South Carolina, he garnered two tackles and racked up a career-high three pass break-ups. He broke up one pass and made one assisted tackle at Ole Miss. He turned in a superb effort in the Razorbacks' win over Mississippi State. He made three solo stops including two tackles for loss (-15) and earned his first career sack (-13) and caused a fumble on the Bulldogs' final offensive play of the game. In addition, Grant intercepted his third ball of the season to set up a UA field goal. At No. 3 LSU, he tallied a solo and assisted tackle in the Razorbacks' 19-17 loss in Baton Rouge.

2005 (Track and Field): In his first year on the track team, he was a key contributor in the sprinting events, earning an SEC and NCAA event title and an All-America honor. At the SEC Indoor Championships he ran the second leg of the winning distance medley relay team (9:46.91). During the outdoor campaign he posted a season-best and regional qualifying 100-meter time of 10.41 and his best 200-meter performance was 21.30. He handled the opening leg of the 4x100-meter relay team that broke a 20-year school record to win the NCAA Midwest Region with a time of 38.75. At the NCAA Outdoor Championships that same team went on to capture Arkansas' first title in the event with a UA record time of 38.49 and Grant became the first two-sport athlete since Clyde Scott in 1948 to win a national event title.

2004: He played in all 11 games in his true freshman season as a cornerback and a member of the UA special teams. He racked up 29 tackles with all but five of his





PLAYERS

RETURNING RAZORBACKS

stops being of the solo variety. He made two or more tackles in five contests. He ranked second on the squad with nine special teams tackles. He also recovered a fumble on special teams. He earned his first career start against No. 6 Georgia and garnered a career-high eight tackles against the team that he originally signed with out of high school. – He tallied two solo tackles in his first career game against New Mexico State. He played on special teams, but did not earn a tackle against Texas. He earned three tackles, including two solo stops, in the Hogs' non-conference win over Louisiana-Monroe. Against Alabama, he garnered one solo stop. He played extensively in the secondary in the second half of the Florida game earning two solo tackles and his first career tackle for loss (-4). He played significant snaps (45) and responded by racking up six tackles, including four solo stops, in the Hogs' 38-20 loss to No. 4 Auburn. He earned his first collegiate start against No. 6 Georgia. He boasted a career high in tackles for the second consecutive week with eight tackles, including seven solo stops, against the Bulldogs. He made two tackles including a tackle for loss (-3) against South Carolina. His tackle for loss came after teammate Elliott Harris blocked a USC punt and then a Gamecock player scooped up the ball and tried to advance it. It was his second TFL of the season. He also appeared to have his first career fumble recovery on kickoff coverage against the Gamecocks, but an inadvertent whistle resulted in a re-kick. He tallied one solo tackle in the Hogs' 35-3 win over Ole Miss. He earned two tackles (one solo) against Mississippi State. He tallied two solo tackles and the first pass deflection of his career in the Razorbacks' season-ending loss to No. 12 LSU.

HIGH SCHOOL CAREER: A two-sport standout at Stephenson High School for Coach Ron Gartrell, he originally signed with Georgia before inking with the Razorbacks in June 2004. SuperPrep selected him to both its All-America and All-Dixie teams. He was named to The Atlanta Journal-Constitution's Super 11 team, Super Southern 100 squad and 5A all-state team. He also earned all-state accolades from the Georgia Sports Writers Association. He played cornerback as a freshman and sophomore, but moved to safety as a junior and senior. Rivals.com included him in its Southeast Elite and Georgia Top 50 squads and ranked him as the No. 10 athlete in the nation and the No. 9 overall player in Georgia. Fox Sports Net and The Insiders.com named him to their All-South first teams. TheInsiders.com also included him on its South Hot 100 listing. As a senior, he scored two rushing touchdowns, had one punt return for a touchdown of 78 yards, one kickoff return for a score of 97 yards and one interception return for a touchdown. He was selected to play in Georgia's North-South All-Star game. As a senior he was named to the USA Today All-USA Boys Track and Field team. He won the Class 5A 100-meter (10.57) and 200-meter dash (21.23) state titles as a junior. He was also a member of a state championship 400-meter relay. He defended his 100-meter crown (10.71) as a senior while finishing second (21.44) in the 200-meter dash.

PERSONAL: Born March 30, 1986, he is the son of Victoria Grant. He is enrolled in the Fulbright College of Arts and Sciences and is majoring in sociology.

Michael Grant's Career Statistics

TACKLES	G/GS	UA-A	Total	TFL-Yds	Sacks-Yds	PD	FF-FR	Int-Yds
2004	11/1	24-5	29	2.0-7	0-0	1	0-0	0-0
2005	11/0	13-9	22	2.0-15	1.0-13	7	1-0	3-0
TOTALS	22/1	37-14	51	4.0-22	1.0-13	8	1-0	3-0



CORD GRAY

OG, 6-2, 282, SO-SQ
Wynne, Ark.
(Wynne)

64

OUTLOOK: He is making a move to the offensive side of the ball after opening his career as a defensive tackle. He played sparingly in 2005 appearing in only three games on the defensive front. He will try his hand at offensive guard this fall when camp convenes. With a veteran offensive line, Arkansas will have the luxury of developing him at a steady pace at his new position.

2005: He played in three games as a true freshman for the Razorbacks. He logged time against No. 1 USC, Alabama and Louisiana-Monroe. He didn't earn a tackle in his brief playing stint as a Razorback rookie.

HIGH SCHOOL CAREER: He was named to the Arkansas Democrat-Gazette's All-Arkansas squad and The Associated Press Super Team as a senior. He helped the Wynne Yellowjackets to the Class 4A state championship under Coach Don Campbell. His team also clinched the 4A-East league championship. He led the way for a squad that averaged more than 300 yards per game. He was named as the 4A-East Outstanding Lineman. He also racked up 76 tackles and six sacks on the defensive side of the ball. As a sophomore, he racked up 42 tackles on the defensive side of the ball. He had a personal best of 140-11 in the discus throw. Rivals.com ranked him as the No. 43 defensive tackle in the nation. The same organization also had him as the No. 6 overall player in Arkansas. His full first name is Cordero. He recorded a bench press of 335 pounds and a squat lift of 540 pounds as a prepster. He participated in the 2005 Arkansas High School All-Star Game at Donald W. Reynolds Razorback Stadium. In addition to Arkansas, he was recruited by Iowa, Memphis and Tulsa.

PERSONAL: Born Jan. 28, 1987, he is the son of Gary and Wonda Bailey. He is enrolled in the Fulbright College of Arts and Sciences.

Cord Gray's Career Statistics

TACKLES	G/GS	UA-A	Total	TFL-Yds	Sacks-Yds	PD	FF-FR	Int-Yds
2005	3/0	0-0	0	0-0	0-0	0	0-0	0-0
TOTAL	3/0	0-0	0	0-0	0-0	0	0-0	0-0



CODY GREEN

OG/OT, 6-6, 325, SO-SQ
Oneonta, Ala.
(Cullman [Ala.] HS)

72

OUTLOOK: He has been plagued by a back injury for most of his Razorback career to this point. He has been sidelined from practice since the beginning of 2005 spring practice. He underwent a second surgery on his back in January and missed spring practice. He has lost valuable practice snaps and will have plenty of ground to make up when he is able to return to the field.

2005: He didn't play while tending to a chronic back injury.

2004: He spent time in the weight room and on the scout team offense during his redshirt freshman season.

HIGH SCHOOL CAREER: He earned first-team all-region honors and honorable mention all-state 5A accolades as a senior for Coach Mark Britton at Cullman High School. He helped clear the way for an offense that scored 342 points in 12 games. He played only his senior season at Cullman High School after transferring from Oneonta HS. He was a three-time all-county selection and was named to the All-Metro Birmingham squad in both his junior and senior seasons. He was named a first-team all-state selection as a junior. He was ranked in the top five offensive linemen in Alabama in both the preseason and following his senior campaign. He was selected to play in the 2004 Alabama-Mississippi All-Star Game. He attended the same high school as current Razorback offensive tackle Zac Tubbs. Max Emfinger had him rated as the No. 49 offensive tackle in the nation. He was also recruited by Alabama, Florida, UAB and Southern Miss.

PERSONAL: Born Jan. 14, 1986, he is the son of Monica Green. He is enrolled in the Fulbright College of Arts and Sciences and is majoring in sociology.

2006



RAZORBACK FOOTBALL





PLAYERS

RETURNING RAZORBACKS



JOEL HALL

K / P, 5-10, 155, FR-RS
Shreveport, La.
(Loyola College Prep)

OUTLOOK: He made a strong spring push to throw his name into the Razorback kicking derby for 2006. He was perfect on three field goal attempts from 40 yards in spring scrimmage action and will battle with Jeremy Davis and Stephen Arnold for placement duties this fall.

2005: He redshirted working with both the UA placekickers and punters in practice.

HIGH SCHOOL CAREER: He was a three-year letterman as a kicker and wide receiver under Coach John Leblanc at Loyola College Prep High School. He was an all-district and all-state kicker in 2003 and 2004 and an all-city kicker in 2004. He recorded two 48-yard field goals in 2004 (the third-longest field goals in school history) and was 9-of-10 in field goals in 2004. While lettering in baseball, he was named all-district in 2003, all-city and district MVP in 2005, and all-state honorable mention in 2005.

PERSONAL: Born Feb. 17, 1987, Hall is the son of Brian and Vickie Hall. He is enrolled in the Sam M. Walton College of Business and is majoring in business.



JEREMY HARRELL

C, 6-2, 303, SR-3L
Texarkana, Ark.
(Texas HS)

67

OUTLOOK: Perhaps no other player demonstrated the gritty effort of the 2005 Razorbacks better than this former defensive starter turned offensive starter. After manning the right defensive tackle position in the season opener, he found himself as a starting right offensive guard by the end of the 2005 season. The hard-nosed competitor switched sides of the ball midway through the season and made remarkable progress at his new position. After debuting at offensive guard, he transitioned to center last spring. He enters the fall as the Hogs' top reserve at center behind Jonathan Luigs.

2005: It was a season of transition for the defensive tackle turned offensive guard. He played in seven games with four of those contests at defensive tackle and three of them at offensive guard. He owns the unique achievement of starting a game at defensive tackle (Missouri State) and two games at offensive guard (Mississippi State and LSU) in the same season. Defensively, he tallied seven tackles, including five solo stops, one tackle for loss (-1) and one quarterback hurry. At offensive guard, he played more than 30 snaps in three games including 67 in his first career offensive start against Mississippi State. - He opened the season as the Razorbacks' starting right defensive tackle against Missouri State. He earned three tackles (2 solo) and one quarterback hurry against the Bears. He didn't appear against Vanderbilt due to an injury. He served as a reserve defensive tackle against USC and did not record a tackle. He tallied a solo stop at Alabama. Against Louisiana-Monroe, he recorded three tackles (two solo) and his first TFL (-3) of the season. He didn't see game action on defense against Auburn. Prior to the Georgia game, he moved to offensive guard to help a depleted offensive front. While he didn't appear in the Georgia and South Carolina games, he was ready for his new role against Ole Miss. With starting center Kyle Roper severely limited due to an injury and starting offensive guard Luigs filling in at center, he played 41 snaps at offensive guard against the Rebels. He was extremely effective in pass blocking carding a grade of 93 percent and tallying his first knockdown block in the Razorback victory. With Roper still ailing, he made his first start at right guard the following week against Mississippi State. Remarkably, he led the team with 10 knockdown blocks on 67 snaps against the Bulldogs while grading out above 80 percent in the passing game once again. He earned his second-consecutive start at right guard in the Hogs' season-finale at No. 3 LSU. He garnered three knockdown blocks in the battle against the Tigers.

2004: He started nine of the 10 games he played for the Razorbacks at nose guard. He did not play against ULM while resting a sprained right ankle. He tallied 31 tackles, including two tackles for loss (-5). He ranked tied for 22nd among SEC down linemen with an average of 3.1 tackles per game. He earned three or more tackles in six of 10 contests. He was SEC Defensive Lineman of the Week after earning a career-high and team-high nine tackles (six solo) in the Hogs' win over Alabama. He blocked an extra point attempt against NMSU in the season opener. - He made his second career start at nose guard against New Mexico State in the season opener. He recorded three tackles including a half sack (-2). He also blocked an extra point attempt. He posted three tackles, including one tackle for loss (-2) against No. 7 Texas. He did not play against Louisiana-Monroe while resting a sprained right ankle. He earned SEC Defensive Lineman of the Week honors after posting a career high nine tackles in a 27-10 win over Alabama. He also posted a team-high nine stops, including six solo tackles. He bested his previous career high of seven tackles set in 2003 against Alabama. He tallied four tackles, including three solo stops, in a road loss at Florida. He came off the bench to earn three solo tackles in the Razorbacks' road loss at No. 4 Auburn. He earned five tackles including 0.5 TFL (-1) on a half-sack against No. 6 Georgia. He made one solo stop in a 35-32 loss at South Carolina. For the first time on the season, he failed to make a tackle in the Hogs' 35-3 win over Ole Miss. He did earn a quarterback hurry against the Rebels. He tallied one solo tackle in the Razorbacks' 24-21 win over Mississippi State. He garnered one solo and one assisted tackle for a loss to No. 12 LSU.

2003: He was a reserve in the Hogs' defensive line rotation during his freshman season. He played in 11 of the Razorbacks' 13 games. He missed the season opener against Tulsa and a conference tilt with Kentucky. He led all true freshman defenders with 25 tackles on the campaign. He made his collegiate debut playing 24 snaps at defensive tackle against No. 5 Texas in Austin. He recorded two tackles including his first tackle for loss (-1). He racked up five stops on 29 snaps against North Texas. He tallied a





PLAYERS

RETURNING RAZORBACKS

career-high seven tackles on 49 snaps against Alabama. He made one solo stop and earned six assisted tackles against the Crimson Tide. He tallied one assisted tackle in five snaps against Auburn. He saw only one snap against Florida, but did earn an assisted tackle on his single play against the Gators. He played only one snap at Ole Miss. He made one tackle for loss (-1) in UA's 28-6 win over South Carolina. He dropped USC running back Daccus Turman for a loss of a yard on first down and goal at the UA two-yard line in the first quarter. The Gamecocks fumbled on the next play and the Hogs recovered. He logged 22 snaps against New Mexico State earning two solo tackles and a quarterback hurry. He played, but did not earn a tackle against Mississippi State. He made two tackles (one solo, one assisted) vs. No. 3 LSU. He earned four tackles, including two solo stops, in the Hogs' 27-14 win over Missouri in the Independence Bowl.

HIGH SCHOOL CAREER: He was ranked by Max Emfinger Recruiting as the No. 12 nose guard in the nation and the No. 3 nose guard in Texas. TheInsiders.com ranked him as the No. 61 defensive tackle in the country. He tallied 110 tackles, seven quarterback hurries, five sacks, four forced fumbles, three fumble recoveries and an interception at defensive tackle as a senior. He helped lead Texas High to a 14-1 record and the 4A state championship as a senior. He started both ways and was named offensive line MVP as a guard in District 13-4A. He bench pressed 340 pounds and squat lifted 520 pounds as a senior. He was rated as the No. 45 offensive guard in the nation by Rivals.com. He was a high school teammate of UA punter Jacob Skinner. He was also recruited by Oklahoma State, Arizona State, Nebraska, Texas Tech and UCLA. He was SuperPrep's No. 77 player in Texas and listed in Dave Campbell's Texas Football Top 300. He was a member of the PrepStar All-Region IV Team.

PERSONAL: Born Jan. 9, 1985, he is the son of Karen and Phil Harrell. He was a member of the 2003-04 and 2004-05 Lon Farrell Academic Honor Rolls. He is enrolled in the College of Education and Health Professions and is majoring in kinesiology with an emphasis in teaching. Harrell was named a Hard Working Hog for the 2004-05 academic year.

Jeremy Harrell's Career Statistics

TACKLES	G/GS	UA-A	Total	TFL-Yds	Sacks-Yds	PD	FF-FR	Int-Yds
2003	11/1	7-18	25	2.0-2	0-0	1	0-0	0-0
2004	10/9	18-13	31	2.0-5	1.0-3	0	0-0	0-0
2005	7/3	5-2	7	1.0-1	0-0	0	0-0	0-0
TOTAL	28/13	30-33	63	5.0-8	1.0-3	1	0-0	0-0

Razorback defensive back Tommy Harris. His father played football at Ouachita Baptist in Arkadelphia, Ark., before going on to appear in five Super Bowls and six Pro Bowls as a member of the Cowboys. He is enrolled in the Fulbright College of Arts and Sciences.



MARCUS HARRISON

DT, 6-3, 311, JR-2L
Little Rock, Ark.
(Mills HS / Hargrave
Military [Va.] Academy)

55

OUTLOOK: The former Razorback defensive end looked more than comfortable at defensive tackle for the Hogs last season. He was a steady source of pressure on opposing quarterbacks last season as demonstrated by his team-leading 15 quarterback hurries. He has all the tools to be a first-team All-SEC performer. He has already been named as a second-team pre-season All-SEC selection by Athlon. Combined with teammate Keith Jackson at left tackle, Arkansas boasts perhaps the most talented defensive tackle tandem in the conference. He showed flashes of his potential dominance last spring when he caused havoc in the offensive backfield. He enters the fall as the Razorbacks' returning starter at left defensive tackle.

2005: He became a staple in the middle of the Hogs' defensive line playing in all 11 contests earning nine starts including the final six-consecutive games of the 2005 season. He started his nine games at left defensive tackle. He ranked 10th on the squad with 37 tackles on the season. Of his 37 stops, 20 were of the solo variety and five tackles were for loss (-17), including one sack (-13). He led the team with 15 quarterback hurries, five more than the nearest Razorback defender in that category. He returned his second career fumble recovery for 25 yards in a win over Mississippi State. He was named the Hogwired.com Defensive Player of the Week after both the Vanderbilt and Mississippi State games. -- He came off the bench in the season opener and didn't make a tackle against Missouri State. He made the most of his first start of the season against Vanderbilt, racking up a career-high nine tackles against the Commodores. He earned his first TFL (-1) of the season and tallied four quarterback hurries in pressuring VU quarterback Jay Cutler. For his efforts, he was named by UA coaches as the Hogwired.com Defensive Player of the Week. He made his second-consecutive start and earned one solo stop at No. 1 USC. He netted two tackles against Alabama before twisting an ankle late in that contest. Despite the injury, he played one of the best games of his career in a non-conference win over Louisiana-Monroe. He garnered five solo tackles and his first sack (-13) of the season. He also recorded two quarterback hurries against the Indians. He made it two solid efforts in a row with a six-tackle performance against Auburn. He earned three solo and three assisted tackles as well as one quarterback hurry against the Tigers. After a one-tackle outing at Georgia, he posted the first multiple-TFL game of the season against South Carolina. He earned a total of five tackles with two tackles for loss (-2) and one quarterback hurry. He collected three tackles and two quarterback hurries in a UA win at Ole Miss. He helped Arkansas to a second-consecutive league win with a quality effort against Mississippi State. He racked up five tackles and one tackle for loss (-1) against the Bulldogs. He also returned a fumble for 25 yards in the first quarter of the Razorbacks' 44-10 victory. His high-stepping 25-yard rumble helped set up a Darren McFadden touchdown on the ensuing offensive drive. For the second time on the season, he earned Hogwired.com defensive player of the week honors. He made his ninth season start at No. 3 LSU, but was not credited with a tackle against the Tigers.



MATT HARRIS

SS, 6-2, 194, FR-RS
Richardson, Texas
(Pearce HS)

39

OUTLOOK: He will be one of the candidates for snaps in the UA secondary at strong safety. He showed some promise in his redshirt season, but will face stiff competition for playing time in 2006. He will most likely be auditioned for a special teams' role this season with an eye towards his defensive future. He is listed as a reserve at strong safety on the fall depth chart.

2005: He spent his redshirt season working with the UA scout team defense.

HIGH SCHOOL CAREER: He led his squad to an 8-2 record in his senior season under Coach Bobby Reyes. He racked up 67 tackles including 36 solo stops and 31 assists. He also earned six pass deflections and one interception. He participated in the Coca-Cola All-Star Game in Dallas, Texas. He suffered a broken elbow midway through his junior campaign, but still managed to record 40 tackles, three interceptions and six pass break ups. He helped lead his team to an 8-4 record and a district co-championship. He boasted a 33-inch vertical jump in high school. He competed in track and field during his prep career. He has posted a time of 15.3 in the 110-meter hurdles and a clip of 41.0 in the 300-meter hurdles. He also competed in the pole vault as a sophomore. He was a high school teammate of fellow UA offensive guard Colin Tucker at Pearce HS. In addition to Arkansas, Harris was recruited by Iowa State, SMU and Georgetown.

PERSONAL: Born Dec. 9, 1986, he is the son of Cliff and Cindi Harris. He is the son of former Dallas Cowboys' great Cliff Harris and the nephew of former

2006



RAZORBACK FOOTBALL



PLAYERS

RETURNING RAZORBACKS

hurry in the Razorbacks' loss to No. 4 Auburn. He racked up five solo stops, including one TFL (-3), and returned a fumble 18 yards for a touchdown in a 20-14 loss to No. 6 Georgia. He scooped up a fumble by Bulldogs' quarterback David Greene and returned it for a score in the third quarter. It was the first touchdown by a UA defensive lineman since nose guard Melvin Bradley raced 32 yards with a fumble against South Carolina in 1997. He racked up five tackles in a road loss at South Carolina. Four of his five stops against the Gamecocks were solo tackles. He made three solo tackles and one assisted stop in the Razorbacks' 35-3 win over Ole Miss. He registered an assisted tackle and a quarterback hurry in Arkansas' 24-21 road win at Mississippi State. He earned two solo stops against LSU in the season finale.

HIGH SCHOOL CAREER: Originally signed as a part of the 2003 Arkansas signing class, he spent a year at Hargrave Academy playing for Coach Robert Prunty before coming to Fayetteville. He was rated as the No. 11 nose tackle in the nation by Max Emfinger. As a senior, he was a member of The Associated Press Super Team as a defensive tackle. He recorded 40 tackles and two sacks as a junior. He also snared nine passes as a tight end. He recorded an 8-foot, 2-inch standing broad jump and 28-inch vertical jump in high school. He was a high school teammate of current Razorbacks Elston Forte and Farod Jackson. Coming out of high school, he was ranked as the No. 4 overall player in Arkansas and the No. 29 defensive tackle in the nation by Rivals.com. TheInsiders.com ranked him as the No. 77 defensive tackle in the country. He was also rated the No. 72 player in the Southwest by Tom Lemming and given a three-star rating by Forrest Davis. He was SuperPrep's No. 6 player in Arkansas and Heartland Recruiting's No. 90 player in the Big 12 region. He was selected to PrepStar's All-Region IX Team. He was also recruited by Oklahoma and Tennessee.

PERSONAL: Born July 10, 1984, he is the son of Calvin and Michelle Harrison. He is enrolled in the Fulbright College of Arts and Sciences and is majoring in sociology.

Marcus Harrison's Career Statistics

TACKLES	G/GS	UA-A	Total	TFL-Yds	Sacks-Yds	PD	FF-FR	Int-Yds
2004	11/10	22-9	31	2.5-5	0-0	1	0-1	0-0
2005	11/9	20-17	37	5.0-17	1.0-13	0	0-1	0-0
TOTALS	22/19	42-26	68	7.5-22	1.0-13	1	0-2	0-0

Career Game-by-Game

2004								
Date	Opponent	UA-A	Total	TFL-Yds	Sacks-Yds	PD	Int-Yds	
9/4	New Mexico St.	1-2	3	0.5-1	0.0-0	0	0-0	
9/11	Texas	0-0	0	0.0-0	0.0-0	0	0-0	
9/18	vs. ULM+	1-0	1	0.0-0	0.0-0	0	0-0	
9/25	Alabama	4-2	6	1.0-1	0.0-0	1	0-0	
10/2	at Florida	2-0	2	0.0-0	0.0-0	0	0-0	
10/16	at Auburn	0-2	2	0.0-0	0.0-0	0	0-0	
10/23	Georgia	5-0	5	1.0-3	0.0-0	0	0-0	
11/6	at South Carolina	4-1	5	0.0-0	0.0-0	0	0-0	
11/13	Ole Miss	3-1	4	0.0-0	0.0-0	0	0-0	
11/20	at Miss. State	0-1	1	0.0-0	0.0-0	0	0-0	
11/26	LSU+	2-0	2	0.0-0	0.0-0	0	0-0	

2005								
Date	Opponent	UA-A	Total	TFL-Yds	Sacks-Yds	PD	Int-Yds	
9/3	Missouri State	0-0	0	0.0-0	0.0-0	0	0-0	
9/10	Vanderbilt	3-6	9	1.0-1	0.0-0	0	0-0	
9/17	at USC	1-0	1	0.0-0	0.0-0	0	0-0	
9/24	at Alabama	1-1	2	0.0-0	0.0-0	0	0-0	
10/8	ULM+	5-0	5	1.0-13	1.0-13	0	0-0	
10/15	Auburn	3-3	6	0.0-0	0.0-0	0	0-0	
10/22	at Georgia	1-0	1	0.0-0	0.0-0	0	0-0	
11/5	South Carolina	3-2	5	2.0-2	0.0-0	0	0-0	
11/12	at Ole Miss	2-1	3	0.0-0	0.0-0	0	0-0	
11/19	Miss. State+	1-4	5	1.0-1	0.0-0	0	0-0	
11/25	at LSU	0-0	0	0.0-0	0.0-0	0	0-0	

+ Little Rock, Ark.



JOSEPH HENRY

TE, 6-4, 190, FR-RS
Conway, Ark.
(Little Rock Central HS)

OUTLOOK: He is a third-generation Razorback as both his father and great grandfather played football for the Razorbacks. He will attempt to work his way into Arkansas' tight end plans for the future with a solid fall camp.

2005: He worked at tight end on the UA scout team offense during his redshirt season.

HIGH SCHOOL CAREER: He was a two-year letter winner as a tight end under Coach Bernie Cox at Central High School. He also punted during his high school career. He was honored as an all-conference tight end. He served as a team captain in his senior season. He averaged 52 yards a kick on three punts against Little Rock Catholic in 2004. He also lettered in basketball for Central.

PERSONAL: Born April 3, 1987, he is the son of Cliff and Judy Henry. His father was a four-year football letter winner and safety at UA (1978-81) and earned the Crip Hall Award for the most outstanding Razorback senior in a Homecoming game in 1981. His mother was a high school All-America gymnast and went on to earn four letters as team captain at the University of Central Arkansas (1977-80). His great grandfather played football and basketball at UA (1923-24). Henry is enrolled in the Fulbright College of Arts and Sciences and was named to the Lon Farrell Academic Honor Roll for the 2005-06 academic year.



PEYTON HILLIS

FB, 6-2, 238, JR-2L
Conway, Ark.
(Conway)

22

OUTLOOK: He displayed his wide array of skills for the Razorbacks last season becoming the first UA running back in 24 years to lead the team in receptions while holding down duties as the starting fullback and punt returner. In addition, he showed a flair for special teams play racking up four tackles on kick coverage. The versatile offensive standout has exceptional hands and is a tough runner on the goal line. He is arguably the best UA receiver out of the backfield since Bobby Joe Edmonds and Gary Anderson. Both The Sporting News and Phil Steele's College Football named him the No. 3 fullback in the nation in their pre-season publications. He was also selected as the second-best blocking back in the SEC by The Birmingham News. His No. 22 jersey will likely be spotted all over the field again in 2006. He enters fall camp as the Razorbacks' starting fullback and punt returner.

2005: He was one of the Hogs' most productive offensive weapons accounting for 947 all-purpose yards in 11 games. He averaged 86.1 yards per game with 36.5 coming on receptions, 28.6 rushing, 15.0 on punt returns and 5.9 on kickoff returns. That total ranked him third on the squad. He started nine of 11 games at the fullback/H-back position. Despite coming out of the backfield, he led the team with 38 receptions for 402 yards and four touchdowns. He became the first Razorback running back to lead the Hogs in receptions since Anderson in 1982. He ranked ninth in the SEC with 3.45 receptions per game. His 402 yards and four scores ranked second on the team. He made at least one reception in all 11 games and three or more catches in nine contests, including a career-high seven receptions for 81 yards against Auburn. He ranked fourth on the team with 315 yards rushing and three scores for an average of 28.6 yards per game on the ground. He earned his first 100-yard rushing game of his career with a 135-yard and three-touchdown effort against Missouri State. He ranked fourth in the SEC and No. 32 in the nation with a 10.3-yard punt return average after returning 16 punts for 165 yards. He also returned three kickoffs for 65 yards and a 21.7-yard average. He also proved effective in special teams' duty earning four tackles on the Razorbacks' kickoff coverage.





PLAYERS

RETURNING RAZORBACKS

squad. — He came charging out of the gates with the best rushing game of his career when he racked up 135 yards and three touchdowns on 14 carries in the Razorbacks' season opener against Missouri State. He scored on a season-long run of 32 yards for the Hogs' first score of the season and then followed it up with a pair of fourth-quarter touchdowns covering one and four yards. He also recorded one reception for three yards, one kickoff return for 22 yards and his first special teams tackle of his career. He rushed 15 times for 39 yards while catching four balls for 60 yards and a 16-yard touchdown against Vanderbilt. He also hauled in a 29-yard reception against the Commodores. He narrowly missed on completing his first pass attempt when his toss eluded Marcus Monk on a trick play. He earned 19 yards on the ground on eight carries in a road loss at No. 1 USC. He continued to produce through the air with three catches for 22 yards. Two of his three catches resulted in first downs against the Trojans. He also assumed the starting role as the Hogs' punt returner with one return for four yards. He rushed nine times for 54 yards and caught two passes for five yards against Alabama. He also returned one kickoff for 20 yards and two punts for 19 yards against the Crimson Tide. He racked up 98 all-purpose yards in a non-conference win over Louisiana-Monroe. He earned 15 yards on five carries, 36 yards on three receptions and 25 yards on a pair of punt returns against the Indians. He had a career day catching the football with seven receptions for 81 yards, including a 29-yarder, against Auburn. He also carried the ball four times for eight yards and had a 27-yard punt return in earning Hogwired.com Special Teams Player of the Week honors. He racked up 90 all-purpose yards against Georgia with five catches for 41 yards, two rushes for three yards, a 23-yard kickoff return and 23 yards on four punt returns. He hauled in his second receiving touchdown of the season on a four-yard pass from Casey Dick in the second quarter against South Carolina. He was named the Hogwired.com Special Teams Player of the Week following the Razorbacks' win at Ole Miss. He accounted for two special teams tackles and returned three punts for 34 yards with a long of 27. He also caught four passes for 41 yards from his fullback position including a four-yard touchdown pass to give the Razorbacks the lead for good in the fourth quarter. He rushed three times for 14 yards. Against Mississippi State, he once again turned in an outstanding all-around game with 28 yards rushing on five carries, three receptions for 44 yards and a touchdown, and two punt returns for 23 yards. His receiving touchdown came on a 15-yard toss from Dick in the second quarter of the UA victory. In the Hogs' season finale at No. 3 LSU, he collected three receptions for 58 yards including a career-long 45-yard catch on a ball thrown by UA wide receiver Cedric Washington. The long pass play set up a UA touchdown early in the fourth quarter to draw the Razorbacks to within two points of the Tigers.

2004: He turned in a solid true freshman campaign rushing 63 times for 240 yards and six touchdowns while playing at both fullback and tailback. His 24.00 rushing yards per game average rated him 26th in the SEC. He also hauled in 12 passes for 97 yards and two scores. He earned at least one carry and one reception in the same game six times on the season. He ranked fourth in the SEC in touchdowns scored with eight total scores and 11th in the league in scoring (4.80 ppg.). He tied Thomas Brown of Georgia for the most touchdowns by a conference freshman. He was off to a torrid start scoring a touchdown in each of his first four collegiate games before sustaining an injury against Florida. He was thought to be out for at least 6-8 weeks after suffering a fracture of the transverse processes of the L1, L2 and L3 vertebrates against the Gators. However, he returned to play three snaps against Georgia only three weeks after the injury. He tied for the team lead in rushing touchdowns with Matt Jones and De'Arrius Howard. He scored a touchdown in six of the 10 games he played as a freshman. — He rushed nine times for 32 yards and a pair of touchdowns (1, 2) in his collegiate debut against New Mexico State. He also returned a kickoff 10 yards against the Aggies. He tied for the team lead with three catches for 15 yards against No. 7 Texas. He rushed three times for 10 yards including an eight-yard touchdown run against the Longhorns. He earned his fourth rushing touchdown of the season on a one-yard run against Louisiana-Monroe. He also caught three passes for 25 yards and returned three kickoffs for 72 yards against the Indians. He rushed 10 times for 34 yards and a touchdown in the Razorbacks' 27-10 win over Alabama. He also hauled in an 18-yard touchdown reception against the Crimson Tide. He was knocked out of the Florida game after getting hit in the back with a helmet in the Hogs' loss at Gainesville. He fractured three transverse processes (L1, L2, L3) in his back and was originally slated to be sidelined for six to eight weeks. Before leaving the game in the first half, he rushed five times for 14 yards and hauled in one pass for 10 yards. He did not play due to injury against No. 4 Auburn. He returned earlier than anticipated from an injury, but was limited to three snaps against No. 6 Georgia. He earned his first career start at fullback against the Bulldogs. He made one catch for 10 yards and a first down. He did not carry the ball against Georgia. He rushed six times for eight yards in a 35-32 loss at South Carolina. For only the second time on the season, he did not earn a reception. He earned a career-high 18 rushes for 64 yards against Ole Miss. He scored his first touchdown in four games on a one-yard run on the Hogs' opening drive of the game. He also recorded a season-long rush of 12 yards against the Rebels. He rushed six times for 11 yards and made one catch for six yards in Arkansas' 24-21 road win at Mississippi State. In the season finale against LSU, he rushed five times for 66 yards including a long run of 42 yards. He also caught one pass for 17 yards and returned three kickoffs for 46 yards against the Tigers.

HIGH SCHOOL CAREER: One of the nation's top recruits, he rushed for 2,631 yards and 29 touchdowns, including nine touchdowns of more than 55 yards, on 261 carries for an average of 10.1 yards per carry in his senior season. His 2,631 yards was the second highest single-season total in Class 5A history trailing only former Razorback De'Arrius Howard (2,746). He earned 100 yards or more in all 12 games as a senior. He also caught 12 passes for 172 yards and a touchdown. He rushed for 384 yards and four touchdowns in a win over Russellville as a senior for Coach Kenny Smith. He was named the Arkansas Democrat-Gazette Offensive Player of the Year as a senior. He was also named to the Arkansas Democrat-Gazette All-Arkansas Team as both a junior and a senior. He was also a member of The Associated Press Arkansas Super Team and was named to the Fox Sports Net "All-South" first-team offense. He won the Landers Award, recognizing the top high school football player in Arkansas. He earned consensus all-conference, all-state and All-Arkansas honors as a junior and a senior. He racked up 1,427 yards and 17 touchdowns as a junior. He also snared 10 receptions for 143 yards and two touchdowns. A SuperPrep All-American, he was ranked as both the top fullback in the nation and the top prospect in Arkansas by the same publication. He was selected to Tom Lemming's Prep Football Report All-America squad. He was a member of the Parade magazine All-America football team. He was rated as the No. 2 fullback in the nation and as the No. 1 prospect in Arkansas by Rivals.com. He was also ranked as the No. 44 prospect in the Southeast by Rivals.com. Max Emfinger had him as the top fullback prospect in the nation. Tom Lemming ranked him as the No. 44 overall player in the nation's top 100 prep players. The Insiders.com ranked him as the No. 79 prospect and the No. 10 running back in the country. He was listed as the No. 3 prospect in Arkansas by The Morning News. All-conference and all-state in baseball as well, he was also recruited by Alabama, Oklahoma, Colorado, Nebraska, Tennessee and Michigan.

PERSONAL: Born Jan. 21, 1986, he is the son of Doug and Carrie Hillis. He is enrolled in the Fulbright College of Arts and Sciences and is majoring in sociology.

Peyton Hillis' Career Statistics

RUSHING	G/GS	Att	Yds	TD	Lg	Avg/C	Avg/G
2004	10/2	63	240	6	42	3.8	24.0
2005	11/10	65	315	3	32	4.8	28.6
TOTAL	21/12	128	555	9	42	4.3	26.4

RECEIVING	Rec	Yds	TD	Lg	Rec/G	Avg/C	Avg/G
2004	12	97	2	18	1.2	8.1	9.7
2005	38	402	4	45	3.5	10.6	36.5
TOTAL	50	499	6	45	2.4	10.0	23.8

Career Game-by-Game

2004										
Date	Opponent	Rush	Yds	TD	Lg	Rec.	Yds	TD	Lg	
9/4	New Mexico St.	9	32	2	10	0	0	0	0	
9/11	Texas	3	10	1	8	3	15	0	14	
9/18	vs. ULM+	1	1	1	1	3	25	0	15	
9/25	Alabama	10	34	1	8	2	24	1	18	
10/2	at Florida	5	14	0	7	1	10	0	10	
10/16	at Auburn	DNP								
10/23	Georgia	0	0	0	0	1	10	0	10	
11/6	at South Carolina	6	8	0	5	0	0	0	0	
11/13	Ole Miss	18	64	1	12	0	0	0	0	
11/20	at Miss. State	6	11	0	6	1	6	0	6	
11/26	LSU+	5	66	0	42	1	7	1	7	

2005										
Date	Opponent	Rush	Yds	TD	Lg	Rec.	Yds	TD	Lg	
9/3	Missouri State	14	135	3	32	1	3	0	3	
9/10	Vanderbilt	15	39	0	10	4	60	1	29	
9/17	at USC	8	19	0	5	3	22	0	11	
9/24	at Alabama	9	54	0	18	2	5	0	5	
10/8	ULM+	5	15	0	6	3	36	0	16	
10/15	Auburn	4	8	0	4	7	81	0	29	
10/22	at Georgia	2	3	0	2	5	41	0	10	
11/5	South Carolina	0	0	0	0	3	11	1	4	
11/12	at Ole Miss	3	14	0	5	4	41	1	23	
11/19	Miss. State+	5	28	0	10	3	44	1	22	
11/25	at LSU	0	0	0	0	3	58	0	45	

+ Little Rock, Ark.

2006



RAZORBACK FOOTBALL





PLAYERS

RETURNING RAZORBACKS



CHRIS HOUSTON

CB, 5-11, 181, JR-2L
Austin, Texas
(LBJ HS)

2

OUTLOOK: He is Arkansas' best cover cornerback and appears primed for an all-star campaign in his junior season. He started the final nine games of the 2005 campaign at right corner after Darius Vinnett was sidelined with an injury. He made the most of his opportunity earning 20 tackles and breaking up a team-high eight passes. He also was a key component of Arkansas' outstanding special teams' units. He is atop the pre-season depth chart at right cornerback heading into the 2006 campaign.

2005: One of Arkansas' most dependable cornerbacks, he played in all 11 games starting the final nine contests at right cornerback. He took over the starting job when Vinnett was lost for the season with knee tendonitis. He garnered 20 tackles and tied for the team-lead with eight pass break-ups. He made one tackle for loss (-2) and forced a fumble. He also came up big on UA special teams earning four tackles as a gunner on the Razorbacks' punt coverage squad. Thanks in large part to his efforts, Arkansas finished seventh in the nation in net punting. He also was a member of the Hogs' punt return unit. - He recorded three assists in the season-opener with Missouri State. He registered two solo tackles and broke up two passes against Vanderbilt. He earned his first start of the season and broke up one pass against No. 1 Southern California. He turned in one of his best games as a Razorback with four solo tackles and his fourth pass break-up of the season at Alabama. His four-tackle effort was a season high. He tallied his first TFL (-2) of the season in a win over Louisiana-Monroe in Little Rock. He made a total of three tackles against the Indians. He racked up two solo stops against Auburn, but did not net a tackle at Georgia. He made one tackle and broke up one pass against South Carolina. He accounted for two solo tackles and forced a fumble on the Rebels' final offensive drive in the Hogs' 28-17 win at Ole Miss. Against Mississippi State, he made three tackles, including two solo stops, and broke up two passes. He failed to make a tackle for only the second time all season at No. 3 LSU. He did garner one pass break-up against the Tigers.

2004: He appeared in eight of the Hogs' 11 games earning a start in the final four contests (South Carolina, Ole Miss, Mississippi State and LSU) at field cornerback. He did not play against Alabama or Florida while nursing a sprained ankle. He was available, but did not play against No. 4 Auburn. He garnered 21 tackles, including 16 solo stops. He tallied 2.5 tackles for loss (-2) and one pass deflection. He also was a regular on special teams including serving as a gunner on the punt coverage team. He earned four tackles and scored a touchdown on a blocked punt in special teams' action. - He tallied a solo tackle and a pass broken up in the Razorbacks' 63-13 win over New Mexico State. He also picked up a blocked punt and returned it a yard for a touchdown in the second quarter. He garnered three solo tackles, including a tackle for loss (-1) against No. 7 Texas. He racked up four tackles (two solo, two assisted) in the Hogs' 49-20 win over Louisiana-Monroe. He did not play against Alabama or Florida while nursing a sprained ankle. He did not play for the third-consecutive game when the Hogs' traveled to No. 4 Auburn. He returned to action against No. 6 Georgia. He responded by turning in six tackles, including a career-high five solo stops against the Bulldogs. He made one solo tackle in his first collegiate start at South Carolina. He started at field cornerback against the Gamecocks. In his second consecutive start, he earned one solo tackle in the Hogs' 35-3 win over Ole Miss. He tallied three tackles, including one tackle for loss (-1), in the Hogs' road win at Mississippi State. He made two tackles in the Hogs' season finale against No. 12 LSU. He was credited with a half-tackle for loss against the Tigers.

2003: He spent his redshirt freshman season working on the UA scout team defense.

HIGH SCHOOL CAREER: He played running back and cornerback in high school. Rivals.com ranked him as the nation's No. 32 cornerback, the No. 89 player overall in the Midlands Top 100 and the No. 66 player in the Texas Top 100. TheInsiders.com ranked him as the No. 68 cornerback in the nation, the No. 79 prospect in the state of Texas and the No. 111 cornerback in the nation. He rushed for 426 yards and six touchdowns before moving exclusively to cornerback in his senior season. He also played guard on the prep basketball squad. He was also recruited by LSU, Oklahoma, Georgia Tech, Arizona, Houston and Kansas State. He was Lonestar Recruiting's No. 69 player in Texas. He was listed in Dave Campbell's Texas Football Top 300. He was a member of the PrepStar All-Region IV Team.

PERSONAL: Born Oct. 18, 1984, he is the son of Barbara and Larry Houston. He was a member of the 2004-05 Lon Farrell Academic Honor Roll. He is enrolled in the College of Education and Health Professions and is majoring in recreation with an emphasis on community sports.

Chris Houston's Career Statistics

TACKLES	G/GS	UA-A	Total	TFL-Yds	Sacks-Yds	PD	FF-FR	Int-Yds
2004	8/4	16-5	21	2.5-2	0-0	1	0-0	0-0
2005	11/9	15-5	20	1.0-2	0-0	8	1-0	0-0
TOTALS	19/13	31-10	41	3.5-4	0-0	9	1-0	0-0

Career Game-by Game

2004

Date	Opponent	UA-A	Total	TFL-Yds	Sacks-Yds	PD	Int-Yds
9/4	New Mexico St.	1-0	1	0.0-0	0.0-0	1	0-0
9/11	Texas	3-0	3	1.0-1	0.0-0	0	0-0
9/18	vs. ULM+	2-2	4	0.0-0	0.0-0	0	0-0
9/25	Alabama	DNP - injury					
10/2	at Florida	DNP - injury					
10/16	at Auburn	DNP					
10/23	Georgia	5-1	6	0.0-0	0.0-0	0	0-0
11/6	at South Carolina	1-0	1	0.0-0	0.0-0	0	0-0
11/13	Ole Miss	1-0	1	0.0-0	0.0-0	0	0-0
11/20	at Miss. State	2-1	3	1.0-1	0.0-0	0	0-0
11/26	LSU+	1-1	2	0.5-0	0.5-0	0	0-0

2005

Date	Opponent	UA-A	Total	TFL-Yds	Sacks-Yds	PD	Int-Yds
9/3	Missouri State	0-3	3	0.0-0	0.0-0	0	0-0
9/10	Vanderbilt	2-0	2	0.0-0	0.0-0	2	0-0
9/17	at USC	0-0	0	0.0-0	0.0-0	1	0-0
9/24	at Alabama	4-0	4	0.0-0	0.0-0	1	0-0
10/8	ULM+	2-1	3	1.0-2	0.0-0	0	0-0
10/15	Auburn	2-0	2	0.0-0	0.0-0	0	0-0
10/22	at Georgia	0-0	0	0.0-0	0.0-0	0	0-0
11/5	South Carolina	1-0	1	0.0-0	0.0-0	1	0-0
11/12	at Ole Miss	2-0	2	0.0-0	0.0-0	0	0-0
11/19	Miss. State+	2-1	3	0.0-0	0.0-0	2	0-0
11/25	at LSU	0-0	0	0.0-0	0.0-0	1	0-0

+ Little Rock, Ark.



NATHAN HUFFER

SNP, 5-11, 238, JR-SQ
Bentonville, Ark.
(Bentonville)

OUTLOOK: He has been in the Razorback program for two seasons and will continue to bide his time for an opportunity at deep snapping duties. Senior Brett Goode has handled every snap over the past two seasons and most likely will be the full-time snapper in 2006.

2005: He worked with the UA specialists as a deep snapper in practice.

2004: After enrolling at Arkansas in 2003, he joined the Razorback football program in 2004. He didn't play in his first season with the program.

HIGH SCHOOL CAREER: Played fullback, linebacker and defensive end under Bentonville's Gary Wear. He earned all-state and all-conference accolades. A captain his senior year, he tallied 156 tackles and his 221 career tackles is a school record. His team won the 5A state championship his junior year.

PERSONAL: Born May 14, 1985, he is the son of Ken Huffer and Kim Dodd. He is enrolled in the College of Engineering and is majoring in civil engineering. He was a member of the 2005-06 Lon Farrell Academic Honor Roll.





PLAYERS

RETURNING RAZORBACKS



CLARK IRWIN

QB, 6-0, 189, FR-RS
Little Rock, Ark.
(Central HS)

15

OUTLOOK: He will take snaps as one of the Razorback reserves at quarterback. With a log-jam of signal callers vying for the starting job, he may find a quicker route to the playing field as a holder. He has worked at the holder position in practice and will likely continue to train behind senior punter and current holder Jacob Skinner.

2005: He worked with the UA scout team offense during his redshirt season.

HIGH SCHOOL CAREER: He was a three-year letter winner and co-captain as a quarterback under Coach Bernie Cox at Central High School. He passed for 1,490 yards and 16 touchdowns, and rushed for 301 yards and 11 touchdowns as a senior. He completed 88-of-170 passing attempts and recorded 69 rushing attempts for 301 yards in his junior campaign. He was named to Max Emfinger's and Tom Lemming's All-American teams in addition to all-state honors in 2003 and 2004. He was the Arkansas Top Gun Quarterback Challenge Champion, the Super Sonic team quarterback and the Arkansas High School All-Star game captain. He was an Arkansas High School Hall of Fame Scholar-Athlete in 2005 and was named the AAAAA Central Conference Offensive Player of the Year. He was a three-time all-conference performer (2002-2004) and was given the UA Brandon Burlsworth Award in 2004. He won the Marine Scholar-Athlete Award and the KATV Scholar-Athlete Award. He set the Central high school record for most starts as a quarterback (39; 2002-04), most wins as a quarterback (34) and career win-loss record as a quarterback (34-5). Irwin also lettered in baseball, earning the Gatorade Rookie of the Year Award in 2002. He led his team to the 4A state championship in 2003 and 2004. The squad was ranked first in the state his junior and senior years and 32nd nationally his senior year.

PERSONAL: Born March 12, 1987, he is the son of Jim and Judy Irwin. His father played football at UA (1969-1973); his uncle, Clark, played football at UA (1970-1973); and his grandfather, James, played basketball at UA (1945). Irwin, who was a member of the National Honor Society, is enrolled in the Sam M. Walton College of Business and is majoring in financial management. He was named to the 2005-06 Lon Farrell Academic Honor Roll.



FAROD JACKSON

FB, 6-0, 240, JR-2L
Little Rock, Ark.
(Mills HS)

33

OUTLOOK: He has been a regular on the field for the Razorbacks in his first two seasons playing in all 22 games. Utilized primarily as a special teams' player, he has also garnered brief playing stints as a blocking back in the UA offensive backfield. He is a physical blocker and will once again use those skills to aid the Razorback rushing effort. He is listed behind Peyton Hillis at fullback on the pre-season depth chart. He will also return to the field on a variety of special teams' units.

2005: He appeared in all 11 games as a sophomore primarily serving as a member of the UA special teams. He was a regular on the Hogs' kickoff return team as well as a reserve on the PAT and field goal unit. He earned one tackle on special teams in the Hogs' road date at No. 1 USC. He also logged time as a reserve fullback in the Razorbacks' league-leading rushing attack. He cleared the way for several big rushing performances including a 1,113-yard season by freshman tailback Darren McFadden. He did not earn a carry or make a reception on the season.

2004: A key blocker in the UA offensive backfield and a regular on special teams, he played in all 11 games as a redshirt freshman. He was a blocking fullback and

was a member of the UA kickoff and PAT/FG units. His only rushing attempt of the season came against Ole Miss. He rushed for six yards against the Rebels. He did not earn a reception or a tackle on the season.

2003: He spent his redshirt season carrying the ball at fullback for the UA scout team offense.

HIGH SCHOOL CAREER: He was rated as the nation's No. 3 fullback, the No. 2 overall player in Arkansas and the No. 55 running back in the nation by Rivals.com. He was also ranked as the No. 56 player in the Southeast Top 100 by Rivals.com. TheInsiders.com ranked him as the No. 56 running back in the nation. He was all-state as a junior, rushing for 854 yards and 12 touchdowns on only 104 carries. He hauled in 18 receptions for 250 yards and 12 touchdowns as a junior. He was a high school teammate of UA defensive tackle Marcus Harrison. He was also recruited by UAPB, Oklahoma State and Louisiana Tech. He received a 4.5 star rating by Forrester Davis. He was Heartland Recruiting's No. 47 player in the Big 12 region. He was a PrepStar All-American.

PERSONAL: Born Jan. 7, 1985, he is the son of Tia and Steve Jackson. He is enrolled in the College of Education and Health Professions and is majoring in kinesiology with an emphasis in teaching. He was a member of the Lon Farrell Academic Honor Rolls in 2004-05 and Fall 2005, was a 2005-06 Academic All-SEC honoree and was named a Hard Working Hog for the 2004-05 academic year.

Farod Jackson's Career Statistics

RUSHING	G/GS	Att	Yds	TD	Lg	Avg/C	Avg/G
2004	11/0	1	6	0	6	6.0	0.5
2005	11/0	0	0	0	0	0.0	0.0
TOTAL	22/0	1	6	0	6	6.0	0.3

RECEIVING	Rec	Yds	TD	Lg	Rec/G	Avg/C	Avg/G
2004	0	0	0	0	0.0	0.0	0.0
2005	0	0	0	0	0.0	0.0	0.0
TOTAL	0	0	0	0	0.0	0.0	0.0



KEITH JACKSON

DT, 6-0, 292, SR-3L
Little Rock, Ark.
(McClellan HS)

99

OUTLOOK: After a break-out junior season, he is primed for another all-star campaign at defensive tackle in 2006. The second-team All-SEC selection finished second only to Mississippi State's Willie Evans in tackles among league tackles and defensive ends last season. He started the opener at left tackle and the final 10 games at right tackle, and was a steady disruptive force on the Hogs' defensive front. He has already been named pre-season first-team All-SEC by The Sporting News, Phipps and The Birmingham News. The Sporting News ranks him as the No. 9 defensive tackle in the nation while Lindy's tabs him as No. 15. He is penciled in as the starter at right tackle for the Hogs in 2006.

2005: The only UA defensive tackle to start all 11 games, he posted an All-SEC season as a junior. He was named second-team All-SEC by The Associated Press after a campaign which saw him finish second only to Mississippi State's Willie Evans in tackles among league defensive ends and defensive tackles. He racked up 74 tackles, including 44 solo stops, to rank fourth on the team. He averaged 8.3 tackles per contest in the final six games of the 2005 campaign including posting a trio of 10-tackle efforts against Auburn, South Carolina and Ole Miss. He earned at least three tackles in all 11 contests and five or more stops in eight games, including the final six games. He was fifth on the squad with 6.5 TFL (-32) and six quarterback hurries. He also netted 2.5 sacks (-22). He led the team and ranked third in the SEC with three fumble recoveries. He also forced a fumble and earned his first career pass break-up. - He made the start at left tackle in the Hogs' season opener against Missouri State. He made four tackles, including three solo stops, in the Razorbacks' victory. He moved to right tackle for good prior to the Vanderbilt game and started the final 10 games at that position. He netted seven tackles (three solo) and his first tackle for loss (-1) of the season against the Commodores. He made three solo stops along the Hogs' defensive front against No. 1

2006



RAZORBACK FOOTBALL



PLAYERS

RETURNING RAZORBACKS

USC. He was dominating in his performance at Alabama earning two solo stops and five assists for seven total tackles. He earned a sack (-7) and a quarterback hurry against the Crimson Tide. He had one quarterback hurry and three solo tackles against Louisiana-Monroe in Little Rock. He recorded a career-best 10 tackles, including seven solo stops, vs. Auburn. He also had two quarterback hurries and a pass break-up against the Tigers. He made five tackles at Georgia, including a TFL (-3) and a quarterback hurry. He matched his season and career high with 10 tackles against South Carolina. He earned five solo and five assisted tackles against the Gamecocks. He also recorded half a sack (-6), recovered a fumble and earned one quarterback hurry. He duplicated his career-high effort the following week with another 10-tackle effort against Ole Miss. He earned Hogwired.com Defensive Player of the Week honors for his part in the Razorbacks' first league win. He garnered seven solo tackles, two tackles for loss (-11) and a sack (-9) against the Rebels. He came up big in helping stop Ole Miss' final offensive drive. He earned his sack on the Rebels' next-to-last offensive play and then forced a fumble on their final offensive snap. Against Mississippi State, he registered eight total tackles and recovered a fumble that led to a UA field goal. He concluded the season with seven tackles, including one for loss (-4), and a fumble recovery against No. 3 LSU. He recovered the loose ball on the Tigers' first offensive drive of the fourth quarter. Arkansas scored on the ensuing drive and shaved the LSU lead to two points.

2004: He saw action at defensive tackle in all 11 games during his sophomore season. He made his first career start at defensive tackle in the Hogs' 49-20 win over Louisiana-Monroe. He tallied 26 tackles, including 4.5 tackles for loss (-23) and two sacks (-18). He made at least one stop in 10 of 11 games. He earned two or more tackles in six contests. He ranked third on the team in tackles for loss and second on the squad in sacks. - He earned an assisted tackle in the Hogs' season-opening win over New Mexico State. He played, but did not earn a tackle against No. 7 Texas. He earned his first career start against Louisiana-Monroe. He registered four tackles, including three solo stops, against the Indians. He was also credited with a forced fumble. He garnered two solo stops and an assisted tackle against Alabama. He garnered his first career tackle for loss (-1) in a road loss at No. 16 Florida. He tallied two solo stops in a road loss at No. 4 Auburn. He made two tackles and earned half credit for a tackle for loss (0) in a home loss to No. 6 Georgia. He racked up an assisted tackle in a 35-32 loss at South Carolina. He made two key tackles in the Razorbacks' 35-3 win over Ole Miss. He teamed with defensive end Jamaal Anderson to stop Rebels' running back Brandon Jacobs for no gain on a fourth down-and-one play in the first quarter. Arkansas took over on its 47-yard line and drove for a score of its own. He also tallied his first career sack (-4) to help stymie another Ole Miss drive in Arkansas territory in the third quarter. He tallied a solo tackle in the Razorbacks' 24-21 win over Mississippi State. He led the team with nine tackles against No. 12 LSU. Seven of his nine stops were solo tackles. He also earned a career-high two tackles for loss (-18) and one sack (-14) against the Tigers.

2003: Initially targeted for a likely redshirt season, he was called into action in the fourth game of the season on the Hogs' defensive front. He earned 12 tackles, a forced fumble and a fumble recovery in his eight games. He earned two assisted stops in his collegiate debut in the Razorbacks' double-overtime win at Alabama. He logged nine snaps against the Crimson Tide. He racked up two tackles and forced a fumble in a seven-overtime win at Kentucky. His forced fumble caused a loss of 11 yards when he disrupted a UK running play deep in its own territory. He made one solo stop in a conference win over Mississippi State. He turned in the best game of his young career in the postseason. He earned seven tackles in the Hogs' 27-14 win over Missouri in the Independence Bowl. His total of seven stops ranked second on the squad.

HIGH SCHOOL CAREER: He was ranked as the nation's No. 37 defensive tackle and the No. 5 overall player in Arkansas by Rivals.com. TheInsiders.com ranked him as the No. 51 defensive tackle in the nation and the No. 50 DL in the nation. He was a member of the Associated Press Arkansas Super Team as a senior. As a junior nose guard, he made 76 tackles with 50 unassisted stops while recording 4.5 sacks and three fumble recoveries. As a junior fullback he rushed for 880 yards and 13 touchdowns. He is the son of former Oklahoma All-American and Green Bay Packers' tight-end Keith Jackson Sr. He competed in the Arkansas High School All-Star Game at Donald W. Reynolds Razorback Stadium. He was also recruited by Oklahoma State, UAPB and Louisiana Tech. He was rated the No. 48 player in the Southwest by Tom Lemming's Prep Football Report. He was given a 3.5 star rating by Forrest Davis. He was Heartland Recruiting's No. 118 player in the Big 12 region. As a senior, he had 80 tackles (eight for loss) and eight sacks. He was a member of the PrepStar All-Region VI Team.

PERSONAL: Born Feb. 25, 1985, he is the son of Valerie and Ronald Williams, and Keith Jackson. His father was a two-time All-American tight end at Oklahoma and was a six-time NFL Pro Bowl selection for the Philadelphia Eagles and the Green Bay Packers. Keith Sr. is also a member of the College Football Hall of Fame. The elder Jackson also serves as a radio color commentator on the Arkansas Razorback Sports Network for football games. Keith Jr. is enrolled in the Fulbright College of Arts and Sciences and is majoring in sociology.

Keith Jackson's Career Statistics

TACKLES	G/GS	UA-A	Total	TFL-Yds	Sacks-Yds	PD	FF-FR	Int-Yds
2003	8/0	4-8	12	0-0	0-0	0	1-1	0-0
2004	11/1	18-8	26	4.5-23	2.0-18	0	1-0	0-0
2005	11/11	44-30	74	6.5-32	2.5-22	1	1-3	0-0
TOTAL	30/12	66-46	112	11.0-55	4.5-40	1	3-4	0-0

Career Game-by-Game

2003	Date	Opponent	UA-A	Total	TFL-Yds	Sacks-Yds	PD	Int-Yds
	9/6	Tulsa	DNP					
	9/13	at Texas	DNP					
	9/20	North Texas+	DNP					
	9/27	at Alabama	0-2	2	0.0-0	0.0-0	0	0-0
	10/11	Auburn	DNP					
	10/18	Florida	0-0	0	0.0-0	0.0-0	0	0-0
	10/25	at Ole Miss	DNP					
	11/1	at Kentucky	1-1	2	0.0-0	0.0-0	0	0-0
	11/6	South Carolina+	0-0	0	0.0-0	0.0-0	0	0-0
	11/15	New Mexico St.	0-0	0	0.0-0	0.0-0	0	0-0
	11/22	Miss. State	1-0	1	0.0-0	0.0-0	0	0-0
	11/28	at LSU	0-0	0	0.0-0	0.0-0	0	0-0
	12/31	vs. Missouri^	2-5	7	0.0-0	0.0-0	0	0-0

2004

Date	Opponent	UA-A	Total	TFL-Yds	Sacks-Yds	PD	Int-Yds
9/4	New Mexico St.	0-1	1	0.0-0	0.0-0	0	0-0
9/11	Texas	0-0	0	0.0-0	0.0-0	0	0-0
9/18	vs. ULM+	3-1	4	0.0-0	0.0-0	0	0-0
9/25	Alabama	2-1	3	0.0-0	0.0-0	0	0-0
10/2	at Florida	1-0	1	1.0-1	0.0-0	0	0-0
10/16	at Auburn	2-0	2	0.0-0	0.0-0	0	0-0
10/23	Georgia	1-1	2	0.5-0	0.0-0	0	0-0
11/6	at South Carolina	0-1	1	0.0-0	0.0-0	0	0-0
11/13	Ole Miss	1-1	2	1.0-4	1.0-4	0	0-0
11/20	at Miss. State	1-0	1	0.0-0	0.0-0	0	0-0
11/26	LSU+	7-2	9	2.0-18	1.0-14	0	0-0

2005

Date	Opponent	UA-A	Total	TFL-Yds	Sacks-Yds	PD	Int-Yds
9/3	Missouri State	3-1	4	0.0-0	0.0-0	0	0-0
9/10	Vanderbilt	3-4	7	1.0-1	0.0-0	0	0-0
9/17	at USC	3-0	3	0.0-0	0.0-0	0	0-0
9/24	at Alabama	2-5	7	1.0-7	1.0-7	0	0-0
10/8	ULM+	3-0	3	0.0-0	0.0-0	0	0-0
10/15	Auburn	7-3	10	0.0-0	0.0-0	1	0-0
10/22	at Georgia	3-2	5	1.0-3	0.0-0	0	0-0
11/5	South Carolina	5-5	10	0.5-6	0.5-6	0	0-0
11/12	at Ole Miss	7-3	10	2.0-11	1.0-9	0	0-0
11/19	Miss. State+	5-3	8	0.0-0	0.0-0	0	0-0
11/25	at LSU	3-4	7	1.0-4	0.0-0	0	0-0

+ Little Rock, Ark.; ^ 2003 Independence Bowl



GLEN JASPER

WLB, 6-0, 215, SR-SQ

Millington, Tenn.
(Millington HS)

OUTLOOK: He has not played in his first four seasons with the Razorback program and will face an uphill battle to garner snaps at linebacker this season. A steady contributor to the UA scout team defense, he will likely fill a similar role in 2006.

2005: He was used exclusively as a linebacker on the UA scout team and didn't see game action.

2004: He did not appear in a game for the Razorbacks. He worked at outside linebacker on the scout team defense.





PLAYERS

RETURNING RAZORBACKS

2003: He contributed as a member of the scout team defense. He did not see game action.

2002: He worked with the UA scout team.

HIGH SCHOOL CAREER: He lettered in football, basketball and soccer at Millington High School and Roosevelt Roads High School in Puerto Rico. He graduated from Millington High School in 2002. He was a three-time All-Puerto Rico all-star in basketball, football and soccer. He was named MVP of the soccer and basketball teams. He played fullback, wide receiver, safety and outside linebacker. He graduated from Millington High School ranked in the top 10 percent of his class.

PERSONAL: Born Jan. 9, 1984, he is the son of Glen and Deborah Jasper. He was named to the 2003 SEC Academic Honor Roll. He was a member of the 2002-03, 2004-05 and 2005-06 Lon Farrell Academic Honor Rolls. He is enrolled in the Fulbright College of Arts and Sciences and is majoring in Spanish and psychology. He was also named a Hard Working Hog for the 2004-05 academic year.



JOHN JOHNSON

CB, 5-10, 194, SR-3L
Houston, Texas
(Sam Houston HS)

20

OUTLOOK: He has been one of the Razorbacks' best special teams' players in each of the last three seasons. He teamed with fellow cornerback Chris Houston in outside punt coverage containment last season to help Arkansas finish seventh in the nation in net punting. He ranked third on the squad with eight special teams' tackles and also recovered a fumble. He has also been a valuable component to Arkansas' nickel and dime secondary packages. A steady and consistent producer, he will maintain his role on a variety of special teams' units as well as challenge for extended playing time at cornerback. He is listed behind Matterral Richardson at right cornerback on the pre-season depth chart.

2005: He played in all 11 games primarily serving as one of the Razorbacks' top special teams players and an extra defensive back in the Hogs' nickel and dime packages. He was one of the outside containment gunners on the UA punt team. He was a primary reason that Arkansas finished seventh in the nation in net punting. He also was a starter on the punt return and kickoff coverage units. He ranked third on the team with eight special teams' tackles and one fumble recovery. He tallied a total of 23 tackles with 17 of those stops coming as solo efforts. He racked up two tackles for loss (-4), two fumble recoveries, three quarterback hurries and two pass break-ups. - He was all over the field in the Hogs' season opener against Missouri State earning five tackles, including one for loss (-1), a pass break-up and a fumble recovery. He played but did not record a tackle in the conference opener against Vanderbilt. He recorded one solo tackle and one assist at No. 1 USC. He wasn't credited with a tackle, but he deflected one pass in the Alabama game. He turned in one of his best games as a Razorback in a non-conference win over Louisiana-Monroe. He tallied a career-best seven tackles against the Indians. He earned five solo stops and two assists. He also recorded a tackle for loss (-1) and recovered a fumble. He earned a solo tackle and a pass deflection against both Auburn and Georgia. He garnered two solo stops in a home date with South Carolina. He made two stops and registered a quarterback hurry in the Hogs' 28-17 win at Ole Miss. He made three solo tackles against Mississippi State in the Hogs' 44-10 win. He played, but did not accrue defensive statistics in the season finale against No. 3 LSU.

2004: He played in all 11 games earning the start at the Husky Back (OLB) position in two games (Ole Miss and Mississippi State). He was also a mainstay on UA special teams including serving as the gunner on the punt coverage squad. He earned a total of 13 tackles on the season. He led the Razorbacks with 12 special teams tackles. He made at least one tackle in eight of the Hogs' 11 contests. -- He tallied his first two collegiate tackles in the Hogs' 63-13 opening day win over New Mexico State. He logged time on special teams, but did not make a tackle against Texas. He earned one solo stop in the Razorbacks' 49-20 win over Louisiana-Monroe. He assisted on a tackle for a loss of a yard on punt coverage against Alabama. He made one assisted stop against Florida. He played, but did

not accrue statistics against No. 4 Auburn. He earned solo tackles in games against No. 6 Georgia and South Carolina. He earned his first collegiate start at the husky back (OLB) position against Ole Miss. He tallied three solo tackles in the 35-3 win over the Rebels. He matched that three tackles in a road win at Mississippi State. He started for the second consecutive week in the victory over the Bulldogs. He played in the secondary and on special teams, but did not earn a tackle against No. 12 LSU.

2003: He appeared in each of the Razorbacks' first seven games of the season. He was a member of several UA special teams' units, but did not accrue statistics.

2002: He spent his redshirt season contributing on the UA scout team.

HIGH SCHOOL CAREER: He carried the ball 298 times for 2,005 yards and 23 touchdowns as a senior. He passed for 173 yards and two touchdowns and caught three passes for 66 yards and a touchdown in his senior season. He returned a kick-off 85 yards for a touchdown in 2001. He was rated the state of Texas' No. 18 player by Heartland Recruiting. Red Zone Recruiting rated him the No. 4 running back in Texas. He was rated the No. 35 player in the state by the Dallas Morning News and a top 100 player by the Houston Chronicle. Rivals100.com ranked him as the No. 34 all-purpose back in the country. Max Emfinger's Blue Chip Recruiting pegged him as the No. 43 running back in the nation and one of the top 400 players, regardless of position, in the country. He was also recruited by Oklahoma State and Florida.

PERSONAL: Born Feb. 17, 1983, he is the son of Janice Johnson. He is enrolled in the Fulbright College of Arts and Sciences and is majoring in sociology.

John Johnson's Career Statistics								
TACKLES	G/GS	UA-A	Total	TFL-Yds	Sacks-Yds	PD	FF-FR	Int-Yds
2003	7/0	0-0	0	0-0	0-0	0	0-0	0-0
2004	11/2	9-4	13	0-0	0-0	0	0-0	0-0
2005	11/0	17-6	23	2.0-4	0-0	2	0-2	0-0
TOTAL	29/2	26-10	36	2.0-4	0-0	2	0-2	0-0



RASHAAD JOHNSON

FL, 6-1, 188, FR-RS
Waco, Texas
(Waco)

84

OUTLOOK: He spent his first year on campus as a wide receiver, but made a switch to free safety last spring. He worked with the first-team defense for a brief stint before Michael Grant took over at that position. He was converted back to offense following spring practice and will compete for playing time as a wide receiver and a potential special teams' contributor.

2005: He was added to the 105-man reporting list after fall camp opened in August. He worked as a reserve wide receiver in his redshirt season.

HIGH SCHOOL CAREER: He was a letter winner and captain as a wide receiver under Coach Johnny Tusa at Waco High School. He also played free safety. He was an all-district and all-state honoree. He also lettered in basketball and track.

PERSONAL: Born Aug. 26, 1986, he is the son of Angela Johnson and the brother of UA junior quarterback Robert Johnson. He is enrolled in the College of Education and Health Professions and is majoring in kinesiology with an emphasis on teaching. He was a member of the 2005 Fall Lon Farrell Academic Honor Roll.

2006



RAZORBACK FOOTBALL





PLAYERS

RETURNING RAZORBACKS



ROBERT JOHNSON

QB, 6-2, 216, JR-2L
Waco, Texas
(Waco)

18

OUTLOOK: He will attempt to stake his claim back on the starting quarterback position after holding that spot for the first seven games of the 2005 season. He had modest success as the starter in the early going before struggling to produce in the passing game. He was replaced by true freshman Casey Dick and played only one time as a reserve down the stretch. He turned in a quality spring effort and showed more patience in the pocket. He has shown promising flashes of his athletic ability and strong arm, but will need to develop more consistency to reclaim significant playing time. He should be healed from a second hernia surgery by August and will compete with Dick and newcomer Mitch Mustain for snaps this fall.

2005: He was Arkansas' starting quarterback for the first seven games of the season before relinquishing his first-team position to true freshman Casey Dick. He played in a total of eight games with one appearance coming off the bench. He completed 89-of-158 pass attempts for a .563 completion percentage. He led the Razorbacks in completions (89), attempts (158) and passing yards (876). He threw for five touchdowns and was intercepted six times. He had 37 rushing attempts for a total of 92 rushing yards. He also caught one of his own deflected passes for a no gain. He passed for 100 or more yards four times in eight games including a three-game stretch against Louisiana-Monroe, Auburn and Georgia. — He made his first career start at quarterback against Missouri State in the season opener and threw for 88 yards on 12-of-22 passing with one touchdown and one interception. He became the fourth quarterback in the Houston Nutt era to win his first game as the starting quarterback. He posted his best game statistically against Vanderbilt passing for a career-high 204 yards and two touchdowns. He connected on 17-of-28 pass attempts including touchdown strikes to Marcus Monk and Peyton Hillis. He was posting a solid effort against No. 1 USC before an injury forced him to the sideline. He suffered a blow from behind bruising his lower back and causing a headache. That late second-quarter hit forced him to miss the remainder of the game. Before he exited, he completed eight-of-16 passes for 91 yards and a touchdown. He found Monk for a 12-yard touchdown early in the first quarter to tie the game at 7-7. He returned from a bruised back against Alabama and struggled to find his rhythm. He passed for 81 yards on 11-of-26 passing with an interception. He also rushed eight times for 24 yards including a season-long rush of 14 yards. He rebounded with an efficient and effective performance in a non-conference win over Louisiana-Monroe. He completed 12 of his 17 pass attempts for 119 yards and a touchdown in the 44-15 win at War Memorial Stadium in Little Rock. He found Cedric Logan for a five-yard score in the third quarter against the Indians. He also earned 11 yards rushing on five attempts in the win. He completed 17-of-28 passes for 174 yards (second-most in his career) and one interception in a loss to Auburn. He also rushed for 14 yards on six carries against the Tigers. He threw for 116 yards on 11-of-19 passing with one interception in the Hogs' near-upset of No. 4 Georgia. He was replaced as the starting quarterback prior to the South Carolina game. It marked the first time all season Johnson did not play in a game. He saw his only playing time after relinquishing the starting job against Mississippi State. He completed 1-of-2 passes for three yards in Arkansas' 44-10 win over the Bulldogs.

2004: He saw limited time serving as the backup to Matt Jones at quarterback. He played in six (New Mexico State, Louisiana-Monroe, Auburn, Georgia, Ole Miss and LSU) of the Hogs' 11 games. He completed 10-of-19 passes for 209 yards and three touchdowns. He also threw one interception. He rushed 10 times for 37 yards with a long run of 19 yards. He threw for two touchdown passes in his first collegiate game against New Mexico State. — He saw his first collegiate action against New Mexico State. He completed five passes on eight attempts for 132 yards and two touchdowns. He connected with Chris Baker on a 74-yard touchdown pass in the second quarter against the Aggies. He also found Cedric Washington for 19 yards and a score in the third quarter. He also rushed three times for 28 yards, including a long run of 19 yards against NMSU. He did not see action against No. 7 Texas. He completed a pass for 10 yards on his only attempt in a 49-20 win over Louisiana-Monroe. He did not see action in the SEC opener against Alabama or in the Hogs' loss at No. 16 Florida. He came on for an injured Matt Jones in the fourth quarter of a 38-20 loss to No. 4 Auburn. He

earned completions on both of his pass attempts for 20 yards and one touchdown. He passed for 16 yards to Cedric Washington before finding Brandon Kennedy for a four-yard touchdown on the next play. He also rushed once for a yard against the Tigers. He played the final two offensive series for the Razorbacks in a 20-14 loss to No. 6 Georgia after Matt Jones had to leave the game with an injury. He rushed four times for one yard and was sacked twice. He also threw two incomplete passes against the Bulldogs. He did not see action in the Razorbacks' road loss at South Carolina. He came on midway through the third quarter in the Hogs' 35-3 win over Ole Miss. He completed two-of-four passes for 47 yards including a 30-yard strike to Marcus Monk. His other completion was a 17-yard gainer to Jared Hicks. He rushed twice for seven yards including a 10-yard run for a first down. He did not see snaps against Mississippi State. He played briefly against No. 12 LSU in the season finale. He misfired on both of his pass attempts and suffered his first career interception in the Hogs' 43-14 loss.

2003: He worked at quarterback in practice taking snaps behind Matt Jones and Ryan Sorahan during his redshirt freshman season.

HIGH SCHOOL CAREER: He was ranked as the No. 7 dual-threat quarterback in the nation and the No. 55 quarterback in the nation by Rivals.com. He was also rated the No. 37 player in the Midlands Top 100 and the No. 29 player in the Texas Top 100 by Rivals.com. He was rated as the No. 4 quarterback in Texas by redzonerecruiting.com. TheInsiders.com ranked him as the No. 56 quarterback in the nation and the No. 21 player in Texas. He completed 104-of-173 passes for 1,575 yards and 16 touchdowns with only five interceptions as a senior. He also rushed for 847 yards and 12 touchdowns on 84 carries as a senior. He passed for 1,200 yards and rushed for 700 yards in his junior season. He has a 38-inch vertical leap. He bench pressed 285 pounds and squat lifted 525 pounds in high school. He was named Super Syntex Offensive Player of the Year. He led his team to a 10-0 record as a senior. Arkansas head coach Houston Nutt and assistant coach Chris Vaughn attended his senior football banquet where he announced his decision to join the Razorbacks. He was also recruited by Kansas State and Nebraska. He was rated the No. 7 quarterback in the southwest by Student Sports High School Football. He was rated the No. 4 athletic quarterback in Texas by Max Emfinger, the No. 32 player in Texas by SuperPrep and the No. 29 player in Texas by Lonestar Recruiting. He was listed in Dave Campbell's Texas Football Top 300. He was a PrepStar All-American.

PERSONAL: Born Dec. 7, 1984, he is the son of Angela Johnson and brother of UA receiver Rashaad Johnson. He is enrolled in the College of Education and Health Professions and is majoring in kinesiology with an emphasis in teaching. He was named a Hard Working Hog for the 2004-05 academic year.

Robert Johnson's Career Statistics

PASSING	G/GS	Att-Cmp-Int	Yds	TD	Lg	Pct	Avg/P	Avg/G
2004	6/0	19-10-1	209	3	74	52.6	11.0	34.8
2005	8/7	158-89-6	876	5	29	56.3	5.5	109.5
TOTAL	14/7	177-99-7	1085	8	74	55.9	6.1	77.5

RUSHING	Att	Yds	TD	Lg	Avg/C	Avg/G
2004	10	37	0	19	3.7	6.2
2005	37	20	0	14	0.5	2.5
TOTAL	47	57	0	19	1.2	4.1

Career Game-by-Game 2004

Date	Opponent	A-C-I	PASSING			RUSHING			
			Yds	TD	Lg	Att	Yds	TD	Lg
9/4	New Mexico St.	8-5-0	132	2	74	3	28	0	19
9/11	Texas	DNP							
9/18	vs. ULM+	1-1-0	10	0	10	0	0	0	0
9/25	Alabama	DNP							
10/2	at Florida	DNP							
10/16	at Auburn	2-2-0	20	1	16	1	1	0	1
10/23	Georgia	2-0-0	0	0	0	4	1	0	11
11/6	at South Carolina	DNP							
11/13	Ole Miss	4-2-0	47	0	30	0	0	0	0
11/20	at Miss. State	DNP							
11/26	LSU+	2-0-1	0	0	0	0	0	0	0





PLAYERS

RETURNING RAZORBACKS

2005

Date	Opponent	PASSING				RUSHING			
		A-C-I	Yds	TD	Lg	Att.	Yds	TD	Lg
9/3	Missouri State	22-12-1	88	1	21	4	-3	0	4
9/10	Vanderbilt	28-17-1	204	2	29	5	11	0	9
9/17	at USC	16-8-1	91	1	18	3	2	0	8
9/24	at Alabama	26-11-1	81	0	19	8	24	0	14
10/8	ULM+	17-12-0	119	1	23	5	11	0	13
10/15	Auburn	28-17-1	174	0	29	6	14	0	9
10/22	at Georgia	19-11-1	116	0	20	6	-39	0	1
11/5	South Carolina	DNP							
11/12	at Ole Miss	DNP							
11/19	Miss. State+	2-1-0	3	0	3	0	0	0	0
11/25	at LSU	DNP							

+ Little Rock, Ark.

Shedrick Johnson's Career Statistics

TACKLES	G/GS	UA-A	Total	TFL-Yds	Sacks-Yds	PD	FF-FR	Int-Yds
2005	10/0	6-2	8	0-0	0-0	0	0-0	0-0
TOTAL	10/0	6-2	8	0-0	0-0	0	0-0	0-0



SHEDRICK JOHNSON

CB, 5-10, 183, SO-1L
Sweeny, Texas
(Sweeny)

17

OUTLOOK: A Razorback special teams' mainstay, he continues to make positive strides at cornerback as well. He briefly was auditioned at wide receiver, but returned to cornerback last fall and is improving at that position. He made two solo tackles and knocked down a pass in the Red-White spring game. He will resume his special teams' role and look to enhance his cornerback responsibilities in 2006. He is listed behind senior Chris Houston and Darius Vinnett at left cornerback on the pre-season depth chart.

2005: After a brief tryout at wide receiver, he returned to cornerback and saw action as a reserve in the UA secondary. He played in 10 of 11 games with most of his snaps coming as a member of the UA special teams. He was a regular on the Razorbacks' punt return and kickoff coverage units. He didn't appear in the Hogs' season finale at No. 3 LSU. He made a total of eight tackles, including six solo stops and two assisted tackles. Two of his eight tackles came on special teams. — He played on special teams and in the secondary in the Razorbacks' season opener against Missouri State, but did not earn a tackle. He tallied two solo stops in the conference lid-lifter against Vanderbilt. He logged time against No. 1 USC and Alabama, but did not accrue statistics. He garnered a season-high four tackles and one quarterback hurry in Arkansas' non-conference win over Louisiana-Monroe. He earned two solo and two assisted stops against the Indians. He added one solo tackle to his season total against Auburn. He earned playing time against Georgia, South Carolina and Ole Miss. He tallied his final tackle of the season, a solo stop, in the Razorbacks' win over Mississippi State.

2004: He worked in the secondary on the UA scout team defense in his red-shirt season.

HIGH SCHOOL CAREER: He rushed for 1,022 yards and eight touchdowns on 129 rushes and completed nine-of-18 passes for one touchdown as a senior. He made six catches for 85 yards and a score. He also racked up five interceptions in his final prep campaign for Coach Mike Treybig. As a junior, he earned 1,550 all-purpose yards, returned three kickoffs for touchdowns and intercepted three passes on his way to first-team all-district and all-county honors. As a sophomore, he was first-team all-district at defensive back and as a kick returner. As a junior, he earned first-team all-district honors at defensive back, receiver and kick returner. As a senior, he was first-team all-district at running back and defensive back, and first-team all-county at running back, receiver and defensive back. He was rated as the No. 42 cornerback in the nation by Rivals.com. He was ranked in The Dallas Morning News Top 100 players in Texas. He was also recruited by Texas A&M, Kansas State, Houston, Iowa, Oklahoma State, Syracuse and Iowa State.

PERSONAL: Born March 8, 1985, he is the son of Eugene Johnson Jr. and Shirley Thomas. His brother, Eugene, plays football at Alabama State. He was a member of the 2004-05 Lon Farrell Academic Honor Roll. He is enrolled in the Fulbright College of Arts and Sciences and is majoring in sociology.



FELIX JONES

TB, 6-0, 208, SO-1L
Tulsa, Okla.
(Booker T. Washington HS)

25

OUTLOOK: At times overshadowed by the exploits of fellow freshman tailback Darren McFadden, he quietly excelled in a variety of roles and became the first UA freshman in school history to garner first-team All-America honors. He finished second in the nation in kickoff returns and helped Arkansas lead the nation in that category. For his efforts, he was named as a first-team All-American by CollegeFootballNews.com and a consensus freshman All-America selection by several outlets. He also earned honorable mention freshman All-America status as a tailback after rushing for 626 yards on 99 carries and adding 100 yards on eight receptions. He and McFadden tied for the SEC lead in yards per carry with 6.3. Predictably, he is a pre-season All-American and first-team All-SEC selection entering the 2006 season. He will see plenty of snaps at tailback behind McFadden and will attempt to follow-up with another banner season on the kickoff return team. He may also be auditioned as a punt returner before the 2006 season has concluded.

2005: With a brilliant season as a kickoff returner and a reserve tailback, he managed to accomplish something that no other Razorback freshman had accomplished in the history of Arkansas football. He became the first freshman in school history to earn first-team All-America honors when CollegeFootballNews.com named him to its post-season team as a kickoff return specialist. He finished second in the nation with a 31.9-yard kickoff return average, racking up 543 yards and one touchdown on 17 returns. His average was tops in the NCAA after regular season-play, was more than six-yards better than his nearest rival in the SEC statistical rankings and almost seven yards better than the previous school record. His 543 total kickoff return yards were the second-most in a single season in school history. As a tailback, he rushed for 626 yards and three touchdowns on 99 attempts. He ranked second on the team and 10th in the SEC in rushing with an average of 56.9 yards per game. Jones and McFadden tied for the SEC lead with 6.3 yards per carry. He is just the second Hog in school history to record two 100-yard rushing games as a freshman. He ranked fifth in the league and 63rd in the nation with 116.4 all-purpose yards per game (1,280 total yards). He recorded at least 100 all-purpose yards in seven of 11 games. He hauled in eight receptions for 100 yards and earned 11 yards on one punt return. In addition to his first-team All-America accolades, he was an honorable mention All-American by SI.com. He was a first-team freshman All-American by Scout.com, the Football Writers Association of America (kick returner) and CollegeFootballNews.com (kick returner); second-team by Rivals.com and The Sporting News (both as a kick returner); and an honorable mention freshman All-American at tailback by The Sporting News. He made All-SEC teams chosen by CollegeFootballNews.com and the league's coaches (second team as a kick returner), and was honorable mention as an all-purpose back by the Associated Press. He also made SEC All-Freshman teams selected by the league's coaches and The Sporting News (both as a kick returner). — In his Razorback debut, he became the first UA freshman running back to rush for 100 yards in his first collegiate game and only the ninth UA freshman to rush for 100 yards in a game. The Tulsa, Okla., native racked up a game-high 137 yards and one touchdown on eight carries against Missouri State. He earned the league's inaugural SEC Freshman of the Week award for his efforts. The 137 yards was at the time the third-most by any freshman in a game in school history. He boasted a 17.1 yards per carry average against the Bears. His 137 rushing yards rank sixth on the UA record list for rushing yards by a freshman in a single game. He set a UA freshman record when he dashed 80 yards for a touchdown early in the second quarter. It was the longest rushing touchdown by a Razorback since Fred Talley darted 81 yards against Central Florida in 2001. He garnered only one carry in the Vanderbilt game for a loss of one yard. He did return a kickoff 44 yards against the Commodores. He was second on the team in rushing with 66 yards against No. 1 USC. He caught his first pass, an 11-yard reception on Arkansas' first play from scrimmage against the Trojans. He also returned four

2006



RAZORBACK FOOTBALL





PLAYERS

RETURNING RAZORBACKS

kickoffs for 147 yards, including a then-career-long 67-yard return against USC. Jones' 67-yard kickoff return was the longest by a Razorback since Lawrence Richardson ran 98 yards against Weber State in 2001. He ran for 48 yards on 10 carries at Alabama with a long gain of 16 yards. He totaled 103 yards of total offense, which was his third game in four outings of more than 100 yards of total offense. He returned two kicks for 55 yards, including a 37-yard burst against the Crimson Tide. He recorded his second 100-yard rushing game of the season against Louisiana-Monroe with 102 yards on 14 carries and a career-high two touchdowns. He scored from three and four yards out against the Indians. Coupled with McFadden's 125-yard rushing performance, the players became the first UA freshmen duo to rush for 100 yards or more in the same game. He also hauled in two catches for 31 yards including a season-long reception of 23 yards. He racked up 20 rushing yards on six carries and caught one pass for three yards against Auburn. He also returned five kickoffs for 117 yards for a 23.4 average and netted 140 total yards against the Tigers. He rushed for 62 yards and caught a career-best three passes for 43 yards against Georgia. He exploded around right end for 35 yards down to the Georgia five-yard line in the fourth quarter to set up a touchdown. He rolled up 66 yards on 11 carries (6.0 ypc) against South Carolina, but did not get a chance to return a kick for the second-consecutive week as SEC opponents looked to keep the ball out of his hands on kickoffs. He did tally one reception for 12 yards against the Gamecocks. He ran for a team-high 50 yards on 13 carries in a 28-17 win at Ole Miss. He didn't get a kickoff return opportunity against the Rebels. He put an exclamation point on his fabulous rookie campaign with a memorable performance in the Hogs' final home game against Mississippi State. He racked up 171 all-purpose yards with 100 yards in kickoff return yardage and 71 yards on 10 rushes. After not getting a kickoff return opportunity in the previous three games, he took out his frustrations on his only return against the Bulldogs and tied a school record in the process. He became just the seventh player in school history to return a kickoff 100 yards for a touchdown in the second quarter. At LSU, he earned 37 yards on two kickoff returns and rushed for five yards on four carries.

HIGH SCHOOL CAREER: He was named the Tulsa World Player of the Year following his senior season after rushing for 2,282 yards and 48 touchdowns on 205 carries. He averaged 11.1 yards per carry for Coach Antwain Jimmerson. He led his squad to a 13-1 record and a state runner-up finish. He rushed for 166 yards and three touchdowns in the 5A state championship game. He sustained a broken ankle early in his junior season, but still managed to rack up 800 yards rushing and 20 touchdowns. Rivals.com ranked him as the No. 19 athlete in the nation and the No. 4 overall player in Oklahoma. In addition to Arkansas, he was recruited by Tennessee, Texas A&M, Kansas, LSU, Oklahoma State and Nebraska.

PERSONAL: Born May 8, 1987, he is the son of Felix and Debra Jones. He is enrolled in the College of Education and Health Professions and is majoring in kinesiology with an emphasis in teaching.

Felix Jones' Career Statistics

RUSHING	G/G	Att	Yds	TD	Lg	Avg/C	Avg/G
2005	11/2	99	626	3	80	6.3	56.9
TOTAL	11/2	99	626	3	80	6.3	56.9

RECEIVING	Rec	Yds	TD	Lg	Rec/G	Avg/C	Avg/G
2005	8	100	0	23	0.7	12.5	9.1
TOTAL	8	100	0	23	0.7	12.5	9.1

KICK RET.	KOR	Yds	TD	Lg	KOR/G	Avg/Ret	Avg/G
2005	17	543	1	100	1.5	31.9	49.4
TOTAL	17	543	1	100	1.5	31.9	49.4

Career Game-by-Game 2005

Date	Opponent	Rush	Yds	TD	Lg	Rec.	Yds	TD	Lg	KOR	Yds	Lg	TD
9/3	Missouri State	8	137	1	80	0	0	0	0	2	43	23	0
9/10	Vanderbilt	1	-1	0	-	0	0	0	0	1	44	44	0
9/17	at USC	12	66	0	17	1	11	0	11	4	147	67	0
9/24	at Alabama	10	48	0	16	0	0	0	0	2	55	37	0
10/8	ULM+	14	102	2	30	2	31	0	23	0	0	0	0
10/15	Auburn	6	20	0	9	1	3	0	3	5	117	27	0
10/22	at Georgia	10	62	0	35	3	43	0	20	0	0	0	0
11/5	South Carolina	11	66	0	20	1	12	0	12	0	0	0	0
11/12	at Ole Miss	13	50	0	13	0	0	0	0	0	0	0	0
11/19	Miss. State+	10	71	0	22	0	0	0	0	1	100	100	1
11/25	at LSU	4	5	0	4	0	0	0	0	2	37	20	0

+ Little Rock, Ark.



RANDY KELLY

SS, 6-0, 185, SR-2L
Palmetto, Fla.
(Manatee HS / Coffeyville [Kan.] CC)

6

OUTLOOK: A regular in the UA secondary in each of the past two seasons, he appears to be hitting his stride heading into his senior season. After beginning the 2005 season at free safety, he started the final six games at strong safety where he flourished. In his six-game starting stint, he averaged seven tackles per game. His strong finish has garnered the Razorback defensive back some pre-season recognition. The Birmingham News named him to its pre-season All-SEC second team defense. He will need to continue to improve to solidify his hold on the starting strong safety position.

2005: He entered the pre-season as the Razorbacks' starter at free safety, but found a home at strong safety for the majority of the 2005 campaign. He appeared in all 11 games for the Hogs, earning a start at strong safety in the final six contests. He finished seventh on the team with 58 tackles. He racked up four or more tackles in eight of 11 games, including a career-high 10 stops against South Carolina. He earned 45 of his 58 tackles after he moved from free safety to strong safety for the Auburn game. He tallied two tackles for loss (-23) and two sacks (-23). He garnered one interception and returned it 42 yards for a touchdown. He also recorded two pass break-ups. -- He played as a reserve at free safety in the season opener against Missouri State, earning three assisted stops. He saw action against Vanderbilt but did not make a tackle. His four tackles against No. 1 USC were the fourth-most by a Razorback against the Trojans. He tallied two solo and two assists against USC. He recorded a solo stop at Alabama. He garnered five tackles and one pass break-up in the Hogs' non-conference win over Louisiana-Monroe. Prior to the Auburn game, he moved to strong safety to replace Vickiel Vaughn who took over free safety responsibilities. The move paid immediate dividends as he made nine tackles and his first tackle for loss and sack of the season against the Tigers. He sacked Auburn quarterback Brandon Cox for a 15-yard loss to aid the Razorback cause in his first start of the season. It was his first career sack. He made five tackles and broke up a pass in the Hogs' narrow loss at No. 4 Georgia. He set a new-career best with 10 tackles against South Carolina and broke up one pass. Four of his 10 tackles were solo stops against the Gamecocks. He continued to be a force in the Hogs' secondary with seven tackles (four solo) at Ole Miss. He snagged his first interception of the season and returned it 42 yards for a touchdown against the Rebels. He turned in his fifth-consecutive game with at least five tackles in the Razorbacks' win over Mississippi State. He recorded five total tackles with three solo stops and recorded his second sack of the season for eight yards. He posted another solid effort in the season finale, garnering nine tackles against No. 3 LSU. Of his nine tackles against the Tigers, seven were solo efforts.

2004: He played in all 11 games as a member of the defensive secondary and on special teams. He earned the first start of his career against No. 4 Auburn. He started the final three games at free safety. He racked up 28 tackles with 22 of those coming on solo stops. His total also includes two special teams' tackles. He tallied at least one tackle in 10 of 11 contests. He earned four or more stops in each of the final three games. He tallied a career high eight tackles (six solo) in Arkansas' 24-21 win over Mississippi State. -- He made one solo stop in his first game in a Razorback uniform against New Mexico State. He tallied an assisted tackle in a home loss to Texas. He registered two assisted tackles in a non-conference win over Louisiana-Monroe. He made one solo tackle in the Hogs' win over Alabama. He saw significant playing time at free safety in the second half of a road loss at No. 16 Florida. He earned two solo tackles and a pass deflection against the Gators. He earned three solo stops in his first collegiate start at No. 4 Auburn. He played, but did not earn a tackle against No. 6 Georgia. It was the first time on the season that he did not tally at least one stop. He made one solo stop against South Carolina. He made his second career start at free safety in the Hogs' 35-3 win over Ole Miss. He earned five tackles in the victory. All five of his tackles were of the solo variety. He tallied a career high in tackles for the second consecutive week with an eight-tackle performance in Arkansas' 24-21 win over Mississippi State. Six of his eight tackles were solo stops against the Bulldogs. He racked up four stops, including three unassisted tackles, in the season finale against No. 12 LSU. He tallied his first tackle for loss (0.5) for a two-yard loss against the Tigers.

PRIOR TO ARKANSAS: After a standout prep campaign at Manatee High School, he spent two years at Coffeyville Community College. He earned a redshirt in his first year. In his sophomore season, he led the squad and ranked third in the Jayhawk Conference with 107 tackles, including 45 unassisted stops, in 10 games

2006

UNIVERSITY OF ARKANSAS





PLAYERS

RETURNING RAZORBACKS

for Coach Jeff Leiker. He also registered five tackles for loss (-13), a sack, an interception, two pass deflections, three forced fumbles and three fumble recoveries. He was the defensive most valuable player and helped lead the Red Ravens to a victory in the Dalton Defenders Bowl. He was a two-sport letterman in high school, earning honors in both football and basketball. He was also recruited by Tennessee, TCU, Washington, Kansas State, East Carolina and BYU.

PERSONAL: Born April 30, 1983, he is the son of Bessie Kelly. He is enrolled in the Fulbright College of Arts and Sciences and is majoring in sociology.

Randy Kelly's Career Statistics

TACKLES	G/GS	UA-A	Total	TFL-Yds	Sacks-Yds	PD	FF-FR	Int-Yds
2004	11/4	22-6	28	0.5-2	0-0	1	0-0	0-0
2005	11/6	28-30	58	2.0-23	2.0-23	3	0-0	1-42
TOTAL	22/10	50-36	86	2.5-25	2.0-23	4	0-0	1-42



CEDRIC LOGAN

FL, 6-0, 200, JR-1L
Fayetteville, Ark.
(Fayetteville)

6

OUTLOOK: He has struggled to stay healthy since arriving on campus in time for the 2004 season. He played in only one game in 2004, but logged time in all 11 games last season. He had a good off-season, but then withered a bit physically in spring practice. He brings quickness and athletic ability to the flanker position. He is listed among a bevy of reserves at flanker behind pre-season starter Cedric Washington.

2005: He appeared in all 11 games, earning one start as part of a three wide-receiver set in the Louisiana-Monroe game. He made six catches for 65 yards and a touchdown on the season. His touchdown catch came on a five-yard pass from Robert Johnson in the third quarter of the Louisiana-Monroe game in Little Rock. He made at least one catch in four games (Vanderbilt, Louisiana-Monroe, South Carolina and Ole Miss) including two-reception outings against Louisiana-Monroe and Ole Miss. – He hauled in his first pass as a Razorback in the first half of the Vanderbilt game. The catch was good for a season-long 24 yards and a first down. He made two catches for 17 yards against Louisiana-Monroe, including a five-yard touchdown grab. He caught one ball from first-time starter Casey Dick against South Carolina. The 16-yard reception was his first catch in three games. He matched his career best with two catches at Ole Miss for eight yards.

2004: He played briefly in the season opener against New Mexico State before being sidelined with a left ankle injury. He did not make a catch in his brief stint against New Mexico State.

HIGH SCHOOL CAREER: He hauled in 42 catches for 829 yards and nine touchdowns in his final prep campaign. He rushed for 201 yards and three touchdowns on only 29 carries. He racked up a total of 1,570 all-purpose yards and 13 touchdowns as a senior, including a punt return, kickoff return and interception return for scores. He racked up 260 yards and a touchdown on 19 punt returns and 280 yards and a touchdown on eight kickoff returns. He averaged 35.0 yards on kickoff returns. He also intercepted three passes as a senior. He was also the deep snapper for his squad. He was named to The Morning News all-area football team and was a member of both The Associated Press Arkansas Super Team and Class AAAAA all-state squad. He was also named to the Arkansas Democrat-Gazette All-Arkansas Team as a senior. He earned all-state honors in basketball and was named to the AAAAA state tournament team. He was also selected to The Morning News of Northwest Arkansas All-Area squad after averaging 10 points, five rebounds and two steals on the campaign. As a junior, he earned 652 yards and eight touchdowns on 42 receptions. He rushed for 131 yards and two touchdowns on six attempts. He was ranked No. 8 in Arkansas overall and No. 25 in the nation among wide receivers by Rivals.com. A three-sport star in high school, he also was the Bulldogs' starting point guard in basketball and a standout on the track and field squad. He posted times of 10.6 and 21.7 in the 100 meters and 200 meters, respectively. He recorded a 32-inch vertical jump. Max Emfinger rated him as the No. 19 wide receiver in the country. He was rated as the nation's No. 71 wide receiver by Insiders.com. SuperPrep had him listed as the No. 8 prospect in Arkansas while The Morning News had him at No. 2. He was also recruited by Auburn, Nebraska, Florida, Oklahoma, Penn State and Texas A&M.

PERSONAL: Born May 7, 1986, he is the son of Polly Mahone. He is enrolled in the College of Education and Health Professions and is majoring in kinesiology with an emphasis in teaching. He was named a Hard Working Hog for the 2004-05 academic year.

Cedric Logan's Career Statistics

RECEIVING	G/GS	Rec	Yds	TD	Lg	Rec/G	Avg/C	Avg/G
2005	11/1	6	65	1	24	0.5	10.8	5.9
TOTAL	11/1	6	65	1	24	0.5	10.8	5.9



JAMAR LOVE

CB, 6-1, 193, SO-1L
North Little Rock, Ark.
(North Little Rock)

29

OUTLOOK: He eased into his collegiate football career playing in six games in his rookie season. He saw time on special teams and as a reserve in the UA secondary. With a plethora of cornerbacks fighting for playing time, his immediate future may be on special teams where he made three tackles a season ago. With plenty of veteran defensive backs on the roster, he will likely need to bide his time before making a major push for snaps at cornerback. He is listed as one of the reserves at left cornerback on the pre-season depth chart.

2005: He played in six games during his first season in a Razorback uniform. He logged time against Missouri State, Alabama, Louisiana-Monroe, Auburn, Georgia and Mississippi State. Most of his playing time was on special teams, although he did get some snaps at cornerback. He earned two tackles on the season with both of them coming on special teams. – He played in the Razorbacks' season-opening win over Missouri State. After a two-game hiatus, he returned to the field against Alabama. He tallied his first collegiate tackle, an assisted stop, in the Razorbacks' non-conference victory over Louisiana-Monroe in War Memorial Stadium located near his hometown. He also played against Auburn, Georgia and Mississippi State. His first solo tackle came at No. 4 Georgia.

HIGH SCHOOL CAREER: He recorded 55 tackles, seven pass break ups, two tackles for loss and three forced fumbles on defense as a senior for Coach Bryan Hutson. On the offensive side of the ball, he accounted for five touchdowns (three receiving and two rushing) in his final prep campaign. He boasted 45 carries for 465 yards and two touchdowns. He also netted five receptions for 230 yards and three scores. He was a member of the Arkansas Democrat-Gazette's All-Metro team as a senior. In his junior campaign, he made 50 tackles and intercepted three passes. As a sophomore, he tallied 68 tackles, four interceptions and two forced fumbles. He also competed in track and field during his prep career. He competed in the 100- and 200-meter-dashes as well as the 4x100 relay. He recorded a best time of 10.6 in the 100-meter dash. Rivals.com rated him as the No. 11 overall player in Arkansas and the No. 44 cornerback in the country. He was ranked the No. 7 overall prospect in Arkansas by The Morning News of Northwest Arkansas. He was No. 86 on the Mobile Register's Super Southeast 120 listing. He participated in the 2005 Arkansas High School All-Star Game at Donald W. Reynolds Razorback Stadium. He was also recruited by South Carolina, Memphis, Nebraska, Rice, Oklahoma State and Ole Miss.

PERSONAL: Born Nov. 8, 1986, he is the son of Carol Morgan. Love is enrolled in the Fulbright College of Arts and Sciences.

Jamar Love's Career Statistics

TACKLES	G/GS	UA-A	Total	TFL-Yds	Sacks-Yds	PD	FF-FR	Int-Yds
2005	6/0	1-1	2	0-0	0-0	0	0-0	0-0
TOTAL	6/0	1-1	2	0-0	0-0	0	0-0	0-0

2006



RAZORBACK FOOTBALL





PLAYERS

RETURNING RAZORBACKS



JONATHAN LUIGS

C, 6-4, 305, SO-1L
Little Rock, Ark.
(Pulaski Academy)

63

OUTLOOK: The versatile and talented offensive lineman was instrumental in Arkansas' dominating rushing attack last season and is primed for another standout campaign in 2006. He started 10 games last season with seven starting nods at right guard and three more at center. He was shuffled from week-to-week as the Razorbacks battled injuries on the offensive front. He was the Hogs' best run blocker and second-best pass blocker in 2005. For his efforts, he was named a freshman All-American by multiple national outlets. His honors have extended to 2006 as he has garnered several pre-season second-team All-SEC selections. He is arguably the top center in the SEC as a sophomore and will concentrate on that position primarily in 2006.


2005: It didn't take long for the redshirt freshman to become an integral part of the UA offensive front. When Robert Felton moved from right guard to right tackle to take over after Zac Tubbs suffered a serious high-ankle sprain, he filled the void at right guard. At two points during the season, he moved down one spot to play center for an ailing Kyle Roper. He filled in admirably, helping Arkansas rack up 216.9 yards rushing per game to lead the SEC and rank 12th nationally. The Hogs boasted a total of 10 100-yard rushing performances on the season, including five 100-yard efforts from SEC Freshman of the Year Darren McFadden. McFadden rushed for 1,113 yards behind the Hogs' offensive front. The offensive guard/center graded out at 84 percent or better on pass blocking in nine of 10 games he played. He ranked second on the line with a season pass blocking average of 92.2 percent. He posted the line's best rush block season average at 82.5 percent. He started seven games at right guard and three games at center. He had 53 knockdown blocks in 10 games played, an average of 5.3 per game that ranked second on the team. He led the squad in knockdown blocks three times. He was named a freshman All-American by ESPN.com and the Football Writers Association of America, a second-team selection by CollegeFootballNews.com and Rivals.com, and an honorable mention choice by The Sporting News. He was also named to the coaches SEC All-Freshman team. — He earned the opening day start at right guard in the Hogs' win over Missouri State. He recorded eight knockdown blocks and graded out at 86 percent against the Bears as Arkansas ran for 483 yards. He played 74 snaps against Vanderbilt and graded out at 90 percent with seven knockdown blocks. He suffered a high-ankle sprain early in the first quarter against No. 1 USC and missed the Alabama game while trying to get healthy. When he returned, he started at center for Roper against Louisiana-Monroe. He graded out at 90 percent in his first start at center, recording six knockdown blocks in 52 snaps. He returned to right guard against Auburn and graded out at 91 percent on 58 snaps with a team-best five knockdown blocks. He played well at Georgia with a team and career-high 11 knockdown blocks as the Razorbacks reeled off 216 yards rushing against the Bulldogs. He graded out at 88 percent in 72 snaps in the near-upset of No. 4 Georgia. He continued his impressive play against South Carolina with a team-high eight knockdown blocks. He graded out at 84 percent on 73 snaps as the Hogs rushed for 219 yards against the Gamecocks. He started the Ole Miss game at right guard, but was forced to move to center after Roper left early in the game with an injured knee. He logged 62 snaps, earning one knockdown block and an 80-percent grade on pass blocking. In his second start of the season at center, he graded out at 91 percent (89 running, 93 passing) to help lead the Razorbacks to a win against Mississippi State. He recorded two knockdown blocks against the Bulldogs. He racked up five knockdown blocks in the season finale against LSU.

2004: He came to Arkansas as an offensive guard, but also spent time at center on the scout team offense during his redshirt season.

HIGH SCHOOL CAREER: He was a three-year starter on the offensive line for Coach Kevin Kelley. He started at both center and offensive tackle as well as playing defensive end. He graded out at 90 percent or more in blocking in each of his three varsity seasons. He capped his prep career by helping his squad win its first state championship (3A) in school history with a 13-2 mark. He was named to The Associated Press Arkansas Super Team and the Arkansas Democrat-Gazette All-Arkansas Team as senior and the all-metro squad as a junior. He racked up 77 tackles, including 26 solo stops, in his junior campaign. He also earned four sacks, three more tackles for loss (-30) and two quarterback hurries. He was a member of the National Honor Society. He also was the 2003 recipient of the

Brandon Burlsworth Award, named after the former Razorback All-American offensive guard. SuperPrep had him rated as the No. 12 prospect in Arkansas while The Morning News had him at No. 14. He was also recruited by LSU, Memphis, Alabama, Iowa, Kansas State and Nebraska.

PERSONAL: Born Aug. 11, 1986, he is the son of Gary and Yvonne Luigs. He was a member of the 2004-05 Lon Farrell Academic Honor Roll. He is enrolled in the College of Engineering and is majoring in transportation and logistics. Luigs was named a Hard Working Hog for the 2004-05 academic year.



DARREN McFADDEN

TB, 6-2, 213, SO-1L
North Little Rock, Ark.
(Pulaski Oak Grove HS)

5

OUTLOOK: He opened his Razorback career with the most prolific freshman season in school history. An honorable mention All-American and consensus freshman All-American, he earned first-team All-SEC honors at tailback and was named the SEC Freshman and Newcomer of the Year. He shattered the UA freshman rushing record and became the first Razorback rookie and just the seventh freshman in SEC history to rush for 1,000 yards (1,113). He already owns five 100-yard rushing games after just one collegiate season. He has earned a reputation as one of the best tailbacks in the nation. He is a 2006 pre-season All-America selection and is listed as the No. 4 running back in the nation by Phil Steele's College Football and as the No. 5 running back in the nation by The Sporting News. He is a pre-season candidate for the Maxwell Award given annually to the top collegiate football player in the nation. He showed exceptional hands in the spring as Arkansas utilized him more actively in the passing game. He will be at the center of the Razorback offense again in 2006 as Arkansas' starting tailback.

2005: Simply put, it was the most spectacular season by a Razorback freshman running back in school history. By the time his rookie campaign was complete, he had collected nearly every award imaginable and re-written portions of the UA record book. He shattered the UA freshman record with 1,113 rushing yards and 11 touchdowns on 176 carries. The previous school record of 869 yards was set by Cedric Cobbs in 1999. He was fourth in the SEC and 31st in the nation in rushing. His rushing average was the third-best by a freshman in the country. In SEC play, he was third in the league with 103.8 yards per game. He was the first freshman to rush for 1,000 yards in school history and just the seventh Razorback to rush for 1,000 yards in a season. He was the second-fastest UA back to 1,000 yards, eclipsing the mark in 152 carries. He became just the seventh freshman running back in SEC history to rush for 1,000 yards, joining legendary running backs like Herschel Walker, Emmitt Smith, Reggie Cobb, Chuck Webb, Jamal Lewis and Justin Vincent. He became the first Razorback freshman to post multiple 100-yard rushing games when he tallied five such efforts including three of the top four freshman single-game rushing marks in school history. He and teammate Felix Jones, who ran for 626 yards on 99 carries, tied for the league lead with 6.3 yards per carry. He averaged more than seven yards per carry in five games. He had eight runs of at least 35 yards, including two 70-yard touchdown runs and a 64-yard burst. He also had 14 runs of 20 yards or more. He tied for eighth in the league in scoring at 6.2 points per game. He was third among league players in touchdowns. He had at least one touchdown in seven of 11 games and scored multiple touchdowns four times. He was second in the SEC and 28th nationally with 137.5 all-purpose yards per game. He had 1,513 total yards with 1,113 rushing, 348 on 12 kickoff returns (29.0) and 52 on 14 receptions (3.7). An honorable mention All-American by Pro Football Weekly, he earned first-team freshman All-America honors from the Football Writers Association of America (FWAA), CollegeFootballNews.com, ESPN.com, Rivals.com, Scout.com and The Sporting News. The SEC Freshman of the Year by the Associated Press, the league's coaches and CollegeFootballNews.com, he was also first-team All-SEC by those three along with ESPN.com and Scout.com. He was also named to the All-SEC Freshman team by the league's coaches and The Sporting News. Named by ESPN.com as the SEC's Newcomer of the Year, he was also voted UA's MVP by the Little Rock Touchdown Club. He won the SEC Freshman of the Week twice and the Rivals.com National Freshman of the Week once. He was named the Hogwired.com Offensive Player

2006

UNIVERSITY OF ARKANSAS





PLAYERS

RETURNING RAZORBACKS

of the Week six times on the season. — Arkansas boasted three 100-yard rushers against Missouri State in the season opener, but he was not one of them. He carried the ball nine times for 70 yards, including a long of 37 and his first career touchdown from three yards out. He only carried the ball once in the Vanderbilt game, but picked up six tough yards on a fourth-down play to keep a drive alive. He proved to be a threat against the nation's top team as he reeled off a team-high 88 yards against top-ranked Southern California. He averaged 6.8 yards per carry with 88 yards and was named the Hogwired.com Offensive Player of the Week. He also returned a pair of kickoffs for 43 yards against the Trojans. He garnered 95 yards on only eight carries for an 11.9 yards-per-carry average at Alabama. He capped his performance with a 70-yard burst up the Alabama sideline that was highlighted by a ferocious stiff arm that allowed him to get into the end zone. His performance garnered him a second-consecutive Hogwired.com Offensive Player of the Week honors. He topped the 100-yard rushing mark for the first time in his career with 125 yards and a pair of touchdowns on 11 carries in a non-conference win over Louisiana-Monroe. He combined with Jones to become the first Razorback freshman duo to rush for 100 or more yards in the same game. He also busted a career-long 64-yard kickoff return vs. the Indians. He made it two 100-yard games in a row with 108 yards and two touchdowns on 13 carries against Auburn. He earned SEC Freshman of the Week honors for his efforts. His signature game of the 2005 campaign came at Georgia where the true freshman exploited one of the best defenses in the nation for 190 yards and two touchdowns on 31 carries. He simply out-ran the Bulldogs' defense for a 70-yard touchdown in the second quarter at Athens. He later punched it in from one yard. For the second-consecutive week he earned league freshman honors and garnered Rivals.com National Freshman of the Week accolades as well. He followed the Georgia game with another spectacular performance against South Carolina. He racked up 187 yards on 32 carries against the Gamecocks. His two-game total of 377 rushing yards was the second-best back-to-back game total in school history. His 190-yard output against Georgia and his 187-yard effort against South Carolina are the top two freshman single-game rushing marks in school history. The South Carolina outing also marked his fourth straight 100-yard rushing performance. Only two other players in school history have rushed for at least 100 yards in four straight games (Jerry Eckwood, 1975 and Cedric Cobbs, 2003). A stingy Ole Miss defense held him to his second-lowest rushing output of the season with just 22 yards on 13 carries. He returned to form the following week against Mississippi State when he ripped off 165 yards on 21 carries and scored two touchdowns en route to surpassing the 1,000-yard rushing barrier. He had three runs of 20 yards or more and two of 35 yards or more, including a long run of 64 yards. It was on his 64-yard jaunt against the Bulldogs that he eclipsed the 1,000-yard rushing plateau. In the season finale against No. 3 LSU, he collected 57 hard-earned yards and one touchdown on 24 carries. He scored his 11th touchdown of the season on a one-yard run early in the fourth quarter. He also completed the first pass of his career when he found Marcus Monk for 13 yards on a fourth-down play late in the game to extend the Razorback offensive drive.

HIGH SCHOOL CAREER: He was the only player from the state of Arkansas to be named to the Parade All-American team in 2004. He was also selected to the second team All-South squad by Countdown to Signing Day. He racked up 4,871 yards rushing on 497 attempts in his prep career and averaged 9.8 yards per carry for Coach John Mayes. He was named the Arkansas Democrat-Gazette's Offensive Player of the Year in 2004. He was also selected to the Arkansas Democrat-Gazette's All-Arkansas squad. He was also tabbed as the 4A-Southeast Conference's Outstanding Back. He earned all-state and all-area honors as both a junior and a senior. He rushed for 1,965 yards and 27 touchdowns on 184 carries as a senior. He averaged 10.7 yards per carry and scored three or more rushing touchdowns in six games during his senior season. He made three receptions for 67 yards and one score. He completed six-of-15 passes for 75 yards and two touchdowns as a quarterback. He also returned nine punts for 370 yards and three touchdowns. As a junior, he rushed for a school-record 2,027 yards and 19 touchdowns on 204 carries. He averaged 9.9 yards per tote as a junior leading his squad to an 8-4 record and second-place finish in the 5-AAA Conference. He hauled in nine passes for 252 yards and two touchdowns as a junior. He also earned 103 yards on 12 punt returns. In his sophomore campaign, he rushed for 859 yards and 13 touchdowns on 109 carries. He hauled in 12 receptions for 333 yards and five scores. He also returned 10 punts for 82 yards and 14 kickoffs for 372 yards. In the summer of 2004, he was named as the most valuable player of the Houston Nutt Football Camp. In addition to football, he was a standout in baseball and track and field in high school. He owned a vertical jump of 32 inches in high school. He was ranked as the No. 23 prospect in the nation and the No. 1 prospect in Arkansas by Rivals.com. The organization also rated him as a five-star prospect and the No. 3 athlete in the country. Tom Lemming's Prep Football Report rated him as the No. 8 running back in the nation. He was No. 21 on the Mobile Register's Super Southeast 120 listing. He was also listed as No. 21 in The Dallas Morning News Top 100. He

was also among the Atlanta Journal-Constitution's Super Southern 100. He participated in the 2005 Arkansas High School All-Star Game at Donald W. Reynolds Razorback Stadium. He was also recruited by a host of other schools including Tennessee, Alabama, Nebraska, Auburn and Iowa.

PERSONAL: Born Aug. 27, 1987, he is the son of Graylon McFadden and Mini Muhammad. He is enrolled in the College of Education and Health Professions and is majoring in kinesiology with an emphasis in teaching.

Darren McFadden's Career Statistics

RUSHING	G/GS	Att	Yds	TD	Lg	Avg/C	Avg/G
2005	11/8	176	1113	11	70	6.3	101.2
TOTAL	11/8	176	1113	11	70	6.3	101.2

RECEIVING	Rec	Yds	TD	Lg	Rec/G	Avg/C	Avg/G
2005	14	52	0	12	1.3	3.7	4.7
TOTAL	14	52	0	12	1.3	3.7	4.7

Career Game-by-Game

Date	Opponent	Rush	Yds	TD	Lg	Rec.	Yds	TD	Lg
9/3	Missouri State	9	70	1	37	0	0	0	0
9/10	Vanderbilt	1	6	0	6	0	0	0	0
9/17	at USC	13	88	0	14	0	0	0	0
9/24	at Alabama	8	95	1	70	1	-2	0	-
10/8	ULM+	11	125	2	39	1	6	0	6
10/15	Auburn	13	108	2	35	3	1	0	4
10/22	at Georgia	31	190	2	70	0	0	0	0
11/5	South Carolina	32	187	0	36	3	6	0	7
11/12	at Ole Miss	13	22	0	9	2	17	0	12
11/19	Miss. State+	21	165	2	64	2	10	0	9
11/25	at LSU	24	57	1	13	2	14	0	9

+ Little Rock, Ark.



LUCAS MILLER

SE, 6-3, 188, FR-RS
Huntington, Ark.
(Greenwood HS)

OUTLOOK: He is set to enter his second full season with the Razorback football program. He spent last season working on the UA scout team offense. He will take on similar duty in 2006 as he attempts to break into the Razorbacks' wide receiver rotation.

2005: He spent his redshirt season working with the UA wide receivers on the scout team offense.

HIGH SCHOOL CAREER: He was a three-year letter winner as a wide receiver for Coach Rick Jones at Greenwood High School. During his senior season, he recorded 58 catches for 1,200 yards, had 13 touchdowns and 11 interceptions. He also played free safety and was honored as an all-state selection. He was also a letterman in soccer, basketball and baseball. He was a three-time MVP in basketball and one of his performances was selected as the State Farm Play of the Year. He was also a member of the National Honor Society.

PERSONAL: Born Oct. 21, 1986, Miller is the son of Johnny and Gail Miller. He is enrolled in the Fulbright College of Arts and Sciences and was a member of the Lon Farrell Academic Honor Roll in Spring 2006.

2006

RAZORBACK FOOTBALL





PLAYERS

RETURNING RAZORBACKS



ERNEST MITCHELL

DT, 6-2, 296, SO-1L
Newnan, Ga.
(Newnan)

90

OUTLOOK: One of the most naturally talented defensive linemen in the Razorback fold, he struggled last season to develop the consistency needed to earn even more significant playing time at defensive tackle. He started slowly in spring practice, but made encouraging strides in the second-half of spring workouts. He is one of the strongest players on the Razorback roster and can bench press 500 pounds. He is the top reserve at left tackle behind Marcus Harrison on the pre-season depth chart.

2005: He appeared in nine games in his redshirt freshman season as a reserve on the UA defensive line. He played in every game with the exception of the Vanderbilt and Southern California contests. He tallied six tackles, including one tackle for loss (-4), and four quarterback hurries on the season. Three of his six stops were of the solo variety. He earned at least one tackle in five of the nine games he participated in. - He earned an assisted tackle in the Hogs' season-opening win over Missouri State. He played against Alabama, Louisiana-Monroe, Auburn and Georgia. He earned an assisted tackle and three quarterback hurries against ULM, but didn't earn statistics against the other opponents. He tallied another assisted stop against South Carolina. He garnered two solo tackles and a tackle for loss (-7) in the Razorbacks' first league win at Ole Miss. He added another solo tackle against Mississippi State.

2004: He spent his redshirt season bulking up in the weight room and working on the UA scout team defense.

HIGH SCHOOL CAREER: He racked up 146 tackles, including 21 tackles for loss, in his senior season at Newnan High School. The Coweta-Fayette County Player of the Year and an Atlanta Touchdown Club Player of the Week award winner, he tallied 10 sacks for Coach Robert Herring. He helped his high school squad post a 13-2 record in his final campaign. He was rated as the No. 18 player in Georgia by Rivals.com. He was a member of the Southeast Elite 88 and was the nation's No. 27 defensive tackle in rankings by the same outlet. He was listed as one of the nation's "Super Prospects" by CollegeSports.com. He was ranked as the No. 22 prospect in Georgia by SuperPrep. He benched 425 pounds and squat lifted 540 pounds. He finished second in the state in the power-lifting championships. As a junior, he competed in track and field finishing first in Coweta County in the shot put and discus. He also was recruited by Florida State and Clemson.

PERSONAL: Born Nov. 6, 1985, he is the son of Ernest and Verledda Mitchell. He is enrolled in the Bumpers College of Agricultural, Food and Life Sciences and is majoring in turf management and was named a Hard Working Hog for the 2004-05 academic year.

Ernest Mitchell's Career Statistics

TACKLES	G/GS	UA-A	Total	TFL-Yds	Sacks-Yds	PD	FF-FR	Int-Yds
2005	9/0	3-3	6	1.0-7	1.0-7	0	0-0	0-0
TOTAL	9/0	3-3	6	1.0-7	1.0-7	0	0-0	0-0



MIKE MOFFITT

OG, 6-1, 282, JR-SQ
Gilbert, Ariz.
(Gilbert / Univ. of New Haven / Northern Arizona)

OUTLOOK: He impressed UA coaches with his abilities last fall after transferring from Northern Arizona. He got additional snaps in the spring and will continue to work this fall at offensive guard. He is listed behind Robert Felton and Mitch Petrus at right guard entering fall camp.

2005: He sat out the 2005 season after transferring to Arkansas from Northern Arizona. Because of the transfer, he was ineligible to play in his first full year of residency at UA. He worked with the scout team offense in his first year on campus.

BEFORE ARKANSAS: He attended both the University of New Haven in Connecticut (fall of 2003) and Northern Arizona (spring 2004-spring 2005). He competed at New Haven in 2003, but didn't play at Northern Arizona in the fall of 2004.

HIGH SCHOOL CAREER: He was a three-year letter winner as an offensive and defensive lineman at Gilbert High School under Coach Jesse Parker. He also was a deep snapper. He was honored as both an all-region lineman and deep snapper. He had a personal-best squat of 500 pounds during his high school career.

PERSONAL: Born Dec. 1, 1984, he is the son of Bob and Jan Moffitt. He is enrolled in the College of Education and Health Professions and is majoring in kinesiology with an emphasis on teaching. He was named to the Lon Farrell Academic Honor Roll in Fall 2005.



MARCUS MONK

SE, 6-6, 222, JR-2L
Lepanto, Ark.
(East Poinsett County HS)

85

OUTLOOK: The most potent Razorback wide receiver returning to the huddle, he has shown flashes of his potential when given the opportunity. After setting a UA freshman record with 37 receptions in 2004, he wasn't afforded the chance to better those numbers in 2005 as Arkansas struggled to find a rhythm in the passing game for a majority of the season. He still managed to make seven touchdown catches and now has 13 to his credit in just two seasons. That total already ranks him tied for seventh on the UA career receiving chart. He has caught at least one pass in all 22 career games and at least three passes in 13 of his last 18 and 14 of his last 22 contests. Phil Steele's College Football ranks him as the No. 9 wide receiver in the nation. With the Razorbacks' commitment to a more consistent passing attack in 2006, he could produce All-SEC type numbers in his junior season. The 6-6 standout will be the Razorbacks' starting split end for a third-consecutive season.

2005: He started all 11 games for the Razorbacks at split end in 2005. He was the Hogs' most effective wide receiver, hauling in 35 catches for 476 yards and seven touchdowns. He led the team in receiving yards (476) and touchdowns (seven) and ranked second to fullback Peyton Hillis (38) in receptions. He caught a pass in every game of the 2005 season, extending his career streak to 22 games. He has caught at least one pass in every game he has suited up for the Razorbacks in his first two seasons. His seven touchdowns ranked fifth-best in the SEC in 2005 and established a new personal career high in that category. His average of 3.18 receptions per game ranked 12th in the league and his 43.3 yards-per-contest average ranked 13th among SEC players. - He tallied six catches for 77 yards and a touchdown in the season opener against Missouri State. He scored on a five-yard pass from Robert Johnson. He followed up his season-opening performance with another quality effort against Vanderbilt. He made five catches for 59 yards and a seven-yard touchdown reception against the Commodores. He was one of few bright spots in Arkansas' loss at No. 1 USC. He snared three catches for 33 yards and two touchdowns against the top-ranked Trojans. He caught a 12-yard touchdown pass from Johnson in the second quarter and a five-yard scoring pass from Alex Mortensen in the fourth quarter. He hauled in four passes for 47 yards at Alabama with a long of 19 yards. He caught two passes for 26 yards in a win over Louisiana-Monroe. He made just one catch against Auburn as the Hogs struggled to develop a consistent passing game. His 18-yard grab did give the Hogs an important first down against the Tigers. He snared a 19-yard catch against South Carolina. He turned in his best game of the season at Ole Miss with five catches for 63 yards and two extremely difficult touchdown receptions in heavy traffic. He teamed with freshman quarterback Casey Dick for a pair of second-half touchdown receptions coming from 23 yards in the third quarter and 24 yards in the fourth quarter. His efforts earned him Hogwired.com Offensive Player of the Week honors. He turned in another solid game against Mississippi State with four catches for 48 yards and a touchdown. He pulled in a 15-yard





PLAYERS

RETURNING RAZORBACKS

touchdown on a fade pattern just before the halftime intermission. Against LSU, he earned a season-best 79 yards on three receptions. He netted a career-long 55-yard gain on a pass from Dick and also a key 13-yard gain on fourth down late in the game from UA tailback Darren McFadden.

2004: He turned in a record breaking season as a true freshman for the Razorbacks. He tied for the team lead in receptions with senior Steven Harris (37). His 37 catches eclipsed the UA freshman record for catches. With two receptions against Mississippi State, he passed former Razorback and current Kansas City Chiefs' receiver Richard Smith (33 in 2000) for the UA record. He was second only to Harris in receiving yardage with 569 yards. He led all SEC freshmen with 3.36 receptions per game and 51.73 yards per contest. He ranked seventh among the nation's freshmen in receiving yards per game. He also ranked 11th overall in both categories among all league players. His six touchdown catches led all Razorbacks. Only South Carolina wide receiver Troy Williamson had more touchdown receptions (7) among SEC receivers. He earned at least one catch in each of the Razorbacks' 11 games including two or more catches in nine contests. He ranked second on the squad with eight catches of 20+ yards. He hauled in 30 catches in the last seven games. He earned 50+ yards receiving in six of the Razorbacks' last seven contests. He earned his first collegiate start at No. 4 Auburn and responded with five catches for 87 yards. He was named one of four national scholar-athletes of the year by the National Football Foundation. He was the Midwest Scholar-Athlete of the Year for his senior year of high school. He was honored on Dec. 7 in New York. -- In his first collegiate game, he snared a 38-yard touchdown reception from Matt Jones in the second quarter in a win over New Mexico State. Against No. 7 Texas, he hauled in three catches for 42 yards including a long of 18 yards. He posted the first multi-touchdown game of his career with two scores (21, 25) in a 49-20 win over Louisiana-Monroe. He totaled 46 yards on his two catches. He hauled in one catch for 23 yards and a first down in a 27-10 win over Alabama. He hauled in five receptions for 52 yards and a touchdown in a road loss at No. 16 Florida. His touchdown catch came on a seven-yard toss from Matt Jones in the fourth quarter. He also snared a two-point conversion pass from Jones in a furious Razorback second-half comeback. He made his first collegiate start at split end against No. 4 Auburn. He hauled in five catches for a career-high 87 yards against the Tigers, including a 35-yard gain. He tallied four catches for 59 yards and a touchdown against No. 6 Georgia. He snared a 17-yard touchdown pass, among two defenders, in the first quarter against the Bulldogs. He set new career highs with seven receptions for 95 yards and a touchdown in a road loss at South Carolina. He snared a 13-yard touchdown pass from Matt Jones in the fourth quarter against the Gamecocks. Five of his seven catches went for 13+ yards including a long of 25 yards. He made four catches for 59 yards, including another one-handed grab, in the Razorbacks' 35-3 win over Ole Miss. He earned 30 of his 59 yards on a strike from UA backup quarterback Robert Johnson. He broke the school record for receptions by a freshman in a season with two catches for 11 yards against Mississippi State. He earned his 33rd and 34th catches of the season, bypassing former Razorback and Kansas City Chiefs' wide receiver Richard Smith (33), for the UA mark. He broke the record on a three-yard pass from Matt Jones in the fourth quarter of the Hogs' victory over the Bulldogs. He snared three passes for 57 yards, including a long gain of 26 yards against LSU.

HIGH SCHOOL CAREER: An all-state selection in both football and basketball at East Poinsett County High School, he has played both sports at Arkansas. The valedictorian of his class, he was considered by some publications as the top basketball prospect in the state. He was named the Arkansas Democrat-Gazette's Athlete of the Year for his senior season. He tallied 72 receptions for 1,074 yards and 12 touchdowns as a senior for Coach Mark Courtney. He hauled in 52 balls for 1,104 yards and 19 touchdowns as a junior. He also rushed for 110 yards on 10 carries and earned 400 yards on 15 kickoff returns. In his senior season on the hardwood, he averaged 20.8 points, 16.4 rebounds, 4.9 assists, 3.8 blocks and 2.5 steals and was named the Arkansas Democrat Gazette's Mr. Basketball. He led his team to the Class AAA state championships and was named most valuable player of the tournament. As a junior in basketball, he averaged 25.8 points and 15.7 rebounds per game. He averaged a double-double per game in his sophomore season. He was part of a state basketball championship as a freshman and a senior. The Morning News had him ranked as the No. 5 football prospect in Arkansas. He was rated as the No. 68 wide receiver in the nation by Rivals.com. He was also ranked as the state's No. 7 prospect by Rivals.com. SuperPrep had him as the No. 9 prospect in Arkansas and the No. 30 wide receiver in the Southeast Region. Insiders.com ranked him as the No. 97 wide receiver in the country. A member of the national honor society, the math and science clubs, and the student council, he graduated first in his class.

PERSONAL: Born April 26, 1986, he is the son of Dewayne Perry and Jackie Monk. He was named in December 2004 as one of four National Football

Foundation Scholar-Athletes of the Year in recognition of his senior year at East Poinsett County HS. He was a member of the 2004-05 and 2005-06 Lon Farrell Academic Honor Rolls and was named a Hard Working Hog for the 2004-05 academic year. Monk is enrolled in the Sam M. Walton College of Business and is majoring in general business.

Marcus Monk's Career Statistics								
RECEIVING	G/GS	Rec	Yds	TD	Lg	Rec/G	Avg/C	Avg/G
2004	11/6	37	569	6	38	3.4	15.4	51.7
2005	11/11	35	476	7	55	3.2	13.6	43.3
TOTAL	22/17	72	1045	13	55	3.3	14.5	47.5

Career Game-by-Game

2004						
Date	Opponent	Rec.	Yds	TD	Lg	
9/4	New Mexico St.	1	38	1	38	
9/11	Texas	3	42	0	18	
9/18	vs. ULM+	2	46	2	25	
9/25	Alabama	1	23	0	23	
10/2	at Florida	5	52	1	16	
10/16	at Auburn	5	87	0	35	
10/23	Georgia	4	59	1	18	
11/6	at South Carolina	7	95	1	25	
11/13	Ole Miss	4	59	0	30	
11/20	at Miss. State	2	11	0	8	
11/26	LSU+	3	57	0	26	

2005						
Date	Opponent	Rec.	Yds	TD	Lg	
9/3	Missouri State	6	77	1	21	
9/10	Vanderbilt	5	59	1	19	
9/17	at USC	3	33	2	16	
9/24	at Alabama	4	47	0	19	
10/8	ULM+	2	26	0	15	
10/15	Auburn	1	18	0	18	
10/22	at Georgia	1	7	0	7	
11/5	South Carolina	1	19	0	19	
11/12	at Ole Miss	5	63	2	24	
11/19	Miss. State+	4	48	1	15	
11/25	at LSU	3	79	0	55	

+ Little Rock, Ark.



WILL MOORE
K, 6-1, 185, FR-RS
Searcy, Ark.
(Searcy)

OUTLOOK: The departure of Chris Balseiro has opened the competition at place-kicker. He will throw his hat into the ring for placement duties on extra points and field goals. He was two-of-three on field goal attempts from 40 yards in the Razorbacks' second major spring scrimmage. While the competition remains open, he will have to battle stiff competition from a host of other candidates including Jeremy Davis and Stephen Arnold for the job.

2005: He used the campaign as a redshirt season.

HIGH SCHOOL CAREER: He lettered as a wingback, free safety and kicker under Coach Danny Mallett. He was a two-time all-conference performer (2003-2004) and was the team MVP in 2004. In addition, he was also the White County Defensive Player of the Year in 2004. He tallied back-to-back 100-tackle seasons in 2003 and 2004.

PERSONAL: Born Oct. 9, 1986, he is the son of Jay and Jane Ann Moore. A member of the National Honor Society, he is enrolled in the Sam M. Walton College of Business and is majoring in pre-business. Moore was a member of the 2005-06 Lon Farrell Academic Honor Roll.

2006



RAZORBACK FOOTBALL



PLAYERS

RETURNING RAZORBACKS



WES MURPHY

TE, 6-3, 250, SR-3L

Cuthbert, Ga.

(Shiloh [Ark.] Christian HS)

89

OUTLOOK: He emerged as the Razorbacks' top tight end midway through last season and has carried that momentum through spring practice and into the pre-season. Although, he only has one career reception, he has displayed soft hands and will likely get more action in the passing game in 2006. He was a solid blocker for Arkansas' vaunted rushing attack in 2005 and will provide similar run support this fall. He is listed as the starter at tight end heading into the 2006 campaign.

2005: After a year away from the field, he returned to action as a tight end. He played in 8-of-11 games, earning the start at tight end in five contests. He made one catch for 17 yards in his inaugural season at his new position. He was a key blocker in Arkansas' league-leading rushing attack. The Razorbacks averaged 216.9 yards per game on the ground to rank 12th in the nation in that category. Arkansas backs boasted 10 100-yard rushing performances, including five such efforts from freshman tailback Darren McFadden. McFadden led the Razorbacks and finished third in the SEC with 1,113 yards. – He saw his first action of the season against No. 1 USC. He earned his first start at tight end against Alabama. He recorded five knockdowns and one pancake block against the Crimson Tide and graded out at 82 percent. He hauled in his first career reception from quarterback Robert Johnson for a gain of 17 yards against Georgia. The play netted the Razorbacks a first down in the third quarter of the SEC contest. Murphy did not play due to injury against Auburn. He started the final three games of the season (Ole Miss, Mississippi State and LSU) helping the Hogs earn two victories and a near-upset of No. 3 LSU in Baton Rouge.

2004: He made the switch from defensive end to tight end. After not appearing in the first few games, he used the campaign as a redshirt season.

2003: He got a late start to preseason camp after an X-ray revealed a possible enlarged heart. After two medical opinions, including one from the Mayo Clinic, he was cleared to resume his football career. He has what doctors term as an athlete's heart (larger than normal). Doctors put no restrictions on his return to the field. He was one of the backups to Jeb Huckeba at end. He played in 11 games as a defensive reserve and as a member of several UA special teams' units. He garnered 23 tackles including three tackles for loss (-6) and one sack (-3) in his sophomore season. He made four tackles and tallied a pass deflection in the season opener vs. Tulsa. He earned his first career fumble recovery in the Hogs' win over No. 5 Texas. Arkansas scored a touchdown on its next offensive play. He also made one solo stop against the Longhorns. He set a new career high with five tackles in a non-conference victory over North Texas. He earned an assisted tackle on special teams in a road win at Alabama. He earned two assisted stops at defensive end against Auburn. He tallied his first career tackle for loss (-1) and three assisted stops against Florida. In 23 snaps against Ole Miss, he earned two tackles for loss (-5). One of his two TFL was a sack (-3) of Eli Manning. He made three tackles, including two solo stops, in the Hogs' 71-63 seven-overtime win at Kentucky. He made one solo tackle in a home win against South Carolina. He did not play against New Mexico State or Mississippi State while recovering from a sprained knee suffered in the South Carolina game. For the only time all season, he played but failed to make a tackle in a road date at LSU. He made one solo tackle in an Independence Bowl victory over Missouri.

2002: He played in nine games as a true freshman earning time at defensive end. He made 10 tackles and one quarterback hurry on the season. He made his first collegiate appearance against Kentucky. He tallied one tackle in a Homecoming win over Ole Miss. He made one tackle against Troy State and garnered three unassisted stops in a road victory at South Carolina. He earned two tackles against Louisiana-Lafayette and collected a pass deflection vs. Mississippi State. He posted one tackle against Georgia in the SEC Championship Game and two stops vs. Minnesota in the Music City Bowl.

HIGH SCHOOL CAREER: After moving from North Carolina to Arkansas, he did not compete in his senior season due to an AAA ruling that he couldn't play after having already completed eight semesters at his previous school. He did practice and was a member of Shiloh Christian's 2001 state championship squad. Out of

high school, he was rated as the No. 35 weakside defensive end in the nation by Rivals100.com and the No. 7 prospect in Arkansas by Red Zone Recruiting. Max Emfinger rated him as the nation's No. 78 defensive end. He tallied 50 tackles in his junior season. As a prepster, he recorded a squat lift of 400 pounds and a vertical leap of 33 inches. He was also recruited by Tulsa, Nebraska and Georgia.

PERSONAL: Born June 16, 1983, he is the son of Felton and the late Diane Murphy. He was a member of the 2003-04 Lon Farrell Academic Honor Roll. He is enrolled in the Fulbright College of Arts and Sciences and is majoring in sociology.

Wes Murphy's Career Statistics

RECEIVING	G/GS	Rec	Yds	TD	Lg	Rec/G	Avg/C	Avg/G
2002	9/0	Defense						
2003	11/0	Defense						
2005	8/5	1	17	0	17	0.1	17.0	2.1
TOTAL	28/5	1	17	0	17	0.1	17.0	2.1

TACKLES	UA-A	Total	TFL-Yds	Sacks-Yds	PD	FF-FR	Int-Yds
2002	5-5	10	0-0	0-0	0	0-0	0-0
2003	8-15	23	3.0-6	1.0-3	1	0-1	0-0
2005	0-0	0	0-0	0-0	0	0-0	0-0
TOTAL	13-20	33	3-6	1.0-3	1	0-1	0-0



OBI AKONWA OBI

FS, 6-1, 192, FR-RS

Missouri City, Texas

(Marshall HS)

OUTLOOK: Arkansas is loaded with veterans in the secondary, which will probably mean he will have to wait for an opportunity to compete for playing time at free safety. He will most likely spend the season honing his skills on the UA scout team defense.

2005: He worked with the UA scout team in his redshirt season.

HIGH SCHOOL CAREER: He was a letter winner as a wide receiver, kick and punt returner, and free safety at Marshall High School for Coach Dennis Brantley. He scored 12 touchdowns during his freshman campaign and was named the special teams player of the week during the 2004 season.

PERSONAL: Born March 31, 1986, he is the son of Emmanuel and Peace Obi. He is enrolled in the Fulbright College of Arts and Sciences.



SAM OLAJUBUTU

WLB, 5-9, 222, SR-3L

LaGrange, Ga.

(LaGrange)

24

OUTLOOK: The heart and soul of the Razorback defense, he burst onto the national scene last season and established himself as one of the best linebackers in the country. Able to dominate in a conference packed full of talented offensive play-makers, this so-called "undersized" defender has stood out in any crowd between the hashes. He ranked third in the SEC in tackles in 2005 on his way to honorable mention All-America honors. He has already been named to watch lists for almost every major national defensive award including the Rotary Lombardi Award, Bronko Nagurski Trophy, Lott Trophy and Chuck Bednarik Award. Rivals.com named him as a second-team pre-season All-American. He enters his senior season with 257 career tackles, just 43 away from becoming only the 14th Razorback to





PLAYERS

RETURNING RAZORBACKS

record 300 career stops. He boasts eight double-digit tackle games in his career, including five last season alone. The 2006 pre-season All-America selection shows no signs of letting up as the Razorbacks' starting will (weakside) linebacker.

2005: He was a one-man wrecking crew for defensive coordinator Reggie Herring's 4-3 defense. He started all 11 games at will linebacker for the Razorbacks in 2005. He led Arkansas and ranked third in the Southeastern Conference in tackles with 118, including 69 solo stops. He averaged 10.7 tackles per game. He earned at least six tackles in every game and posted five double-digit tackle efforts, including an 18-tackle performance against Auburn. He was an honorable mention All-American by CollegeFootballNews.com. He was also first-team All-SEC by the league's coaches and second-team by the Associated Press. He led the team and tied for fifth in the SEC with 14.5 TFL (-40) and he was second on the team with 4.5 sacks (-22). He was also second on the team with 10 quarterback hurries, and added three pass break-ups and one forced fumble. - He was named the Hogwired.com Defensive Player of the Week following his 15-tackle effort vs. Missouri State in the season opener. He had a TFL (-2) and forced a fumble that was returned for a 44-yard touchdown by teammate Darius Vinnett. He made four solo and four assisted tackles in the conference opener against Vanderbilt. He also registered two quarterback hurries and a pass deflection against the Commodores. He was all over the field in Arkansas' road loss to No. 1 USC at the L.A. Coliseum. He tallied a team-high 14 tackles, including 11 solo efforts and one tackle for loss (-1), against the Trojans. He earned Hogwired.com Defensive Player of the Week honors for his efforts. He earned the same honor the following week after another stellar performance against Alabama. He recorded a then-career-best 16 tackles and two sacks (-10) against the Crimson Tide. He went seemingly tackle-for-tackle with Alabama's standout defensive end DeMeco Ryans in that contest. He tied for the team lead in tackles with eight in a win over Louisiana-Monroe. His final tackle of the ULM game was the 200th of his career. He had a TFL (-2) and a quarterback hurry in the victory as well. He was once again named the Hogwired.com Defensive Player of the Week after recording a career-high 18 tackles against Auburn, including 13 in the first half. Twelve of his 18 stops were solo tackles. His 18-tackle effort was the highest tackle total by any SEC player in the 2005 campaign. He also earned two tackles for loss (-10), one sack (-9), one quarterback hurry and one pass break-up in the loss to the Tigers. He made seven tackles and recorded 1.5 sacks (-3) and a season-best 2.5 TFL (-5) at No. 4 Georgia. He was his normal dominant self against South Carolina with his fifth double-digit tackle performance of the season. He garnered 10 tackles and a pass deflection against the Gamecocks. He made nine tackles, one TFL (-3) and had two quarterback hurries in the Hogs' 28-17 win at Ole Miss. He produced a season-low six tackles as Mississippi State tried to stay away from the Hogs' big-play linebacker. He still managed to rack up two tackles for loss (-4) against the Bulldogs. He finished his junior season with seven tackles, two TFL (-3) and a quarterback hurry at No. 3 LSU.

2004: He played in all 11 games, earning a start at middle linebacker in the Hogs' final eight contests. He finished the season sixth on the squad with 52 tackles. Of his 52 tackles, 39 were solo stops. He earned three or more tackles in nine of the Hogs' 11 games. He tallied 3.5 tackles for loss (-7) and four pass deflections. His four pass deflections led the team. He also recovered a fumble. - He earned a solo and assisted tackle as well as a pass deflection in the Hogs' 63-13 season-opening win over New Mexico State. He racked up six tackles, including five solo stops, against No. 7 Texas. He also had a pass break-up against the Longhorns. He made five solo tackles, including his first tackle for loss (-3) on the season, in a non-conference win over Louisiana-Monroe. He made his first start of the season at mike linebacker against Alabama. He earned seven solo tackles in the Hogs' 27-10 win over the Crimson Tide. He earned four solo tackles in a starting role against No. 16 Florida. He tallied six tackles, including three solo stops, and a tackle for loss (-1) in a 38-20 loss at No. 4 Auburn. He tallied six stops, including four solo tackles, against No. 6 Georgia. He earned credit for a half TFL (-1) against the Bulldogs. He garnered three solo tackles in the Razorbacks' 35-32 loss at South Carolina. He tallied one assisted stop in a 35-3 win over Ole Miss. He garnered a season-high nine tackles, including a tackle for loss (-2), in Arkansas' 24-21 road win at Mississippi State. Five of his nine tackles were solo stops against the Bulldogs. He finished the season with three tackles against LSU. Two of his three tackles against the Tigers were solo stops.

2003: He entered the season as one of the top reserves at the mike linebacker position behind starter Clarke Moore. With Moore out for a majority of the season with a knee injury, he started eight games at that position. He was Arkansas' third-leading tackler with 85 tackles. He tied for second on the squad with two interceptions. He earned three tackles for loss (-5) and four quarterback hurries on the campaign. He earned two special teams' tackles, including the season's first jarring hit against Tulsa. He collected a total of six tackles overall. He made one solo stop in Arkansas' 38-28 win over No. 5 Texas. He had a solid effort against North Texas after replacing Moore early in the game. Olajubutu racked up eight tackles, an

interception, a pass deflection, a forced fumble and a quarterback knockdown in 27 snaps against the Mean Green. He nearly matched his previous career total (9) in one game with his eight stops. He snared his first career interception in the second quarter and returned it 10 yards to set up an Arkansas field goal. Later in the quarter, he forced a fumble that set up a UA touchdown. He made his first career start in a road win at Alabama. He racked up five tackles and a quarterback hurry. He racked up a then-career high 11 tackles and one quarterback hurry in a 10-3 loss to Auburn. It was the first double-digit tackle game of his career. He made six tackles, including four solo, in the Florida game. He snared what appeared to be a key interception late in the fourth quarter, but a roughing the passer penalty negated the play. He tallied nine stops against Ole Miss. He made seven solo stops, including his first career tackle for loss (-1). He posted 11 tackles in a seven-overtime road win at Kentucky. He tallied a career-best 13 tackles and snared his second career interception in the Hogs' 28-6 win over South Carolina. Eight of his 13 stops were solo tackles. He returned his interception 12 yards in the second quarter. He racked up seven tackles, including five solo stops, in the 48-20 win over New Mexico State. He tallied one tackle for loss (-2) against the Aggies. He did not play against Mississippi State due to a suspension for breaking team rules. He logged 40 snaps on defense and recorded five tackles against No. 3 LSU. Four of his five stops against the Tigers were solo tackles. For the second-consecutive game, he made a tackle for loss (-2). He was in on two assisted stops in the Razorbacks' 27-14 win over Missouri in the Independence Bowl.

2002: He appeared in three games as a true freshman earning two tackles on the season. He saw his first collegiate game action against South Florida. He logged eight plays vs. the Bulls. He also played against Tennessee and Auburn. He earned an assisted stop against the Tigers.

HIGH SCHOOL CAREER: As a senior, he garnered all-state honors and was named Georgia's 3A Defensive Player of the Year and West Georgia Player of the Year. In addition, he was named the 4A region player of the year as well as the LaGrange Daily News' Player of the Year. He was selected to the All-Columbus Ledger Inquirer squad. He earned 170 tackles in his senior season in leading his team to the state championship. Rivals100.com ranked him as the No. 54 prep outside linebacker in the nation. He finished third in the state in wrestling in 2001. He was ranked No. 1 in the state in the 215-pound weight class in wrestling as a senior. He was also recruited by Mississippi State, Middle Tennessee and Troy State.

PERSONAL: Born Nov. 15, 1983, son of Sam and Alice Olajubutu. He is enrolled in the College of Education and Health Professions and is majoring in kinesiology with an emphasis in teaching. Olajubutu was a member of the Lon Farrell Academic Honor Roll in Spring 2006 and was named a Hard Working Hog for the 2004-05 academic year.

Sam Olajubutu's Career Statistics									
TACKLES	G/GS	UA-A	Total	TFL-Yds	Sacks-Yds	PD	FF-FR	Int-Yds	
2002	3/0	0-2	2	0-0	0-0	0	0-0	0-0	
2003	12/8	45-40	85	3.0-5	0-0	3	1-0	2-22	
2004	11/8	39-13	52	3.5-7	0-0	4	0-1	0-0	
2005	11/11	69-49	118	14.5-40	4.5-22	3	1-0	0-0	
TOTAL	37/27	153-104	257	21-52	4.5-22	10	2-1	2-22	

Career Game-by-Game									
2002									
Date	Opponent	UA-A	Total	TFL-Yds	Sacks-Yds	PD	Int-Yds		
9/14	South Florida+	0-1	1	0-0	0-0	0	0-0		
10/5	at Tennessee	0-0	0	0-0	0-0	0	0-0		
10/12	at Auburn	0-1	1	0-0	0-0	0	0-0		

2003									
Date	Opponent	UA-A	Total	TFL-Yds	Sacks-Yds	PD	Int-Yds		
9/6	Tulsa	2-4	6	0-0	0-0	0	0-0		
9/13	at Texas	1-0	1	0-0	0-0	0	0-0		
9/20	North Texas+	3-5	8	0-0	0-0	1	1-10		
9/27	at Alabama	2-3	5	0-0	0-0	0	0-0		
10/11	Auburn	4-7	11	0-0	0-0	0	0-0		
10/18	Florida	4-2	6	0-0	0-0	0	0-0		
10/25	at Ole Miss	8-2	10	1-1	0-0	0	0-0		
11/1	at Kentucky	4-7	11	0-0	0-0	0	0-0		
11/6	South Carolina+	8-5	13	0-0	0-0	0	1-12		
11/15	N. Mexico State	5-2	7	1-2	0-0	0	0-0		
11/22	Miss. State	DNP							
11/28	at LSU	4-1	5	1-2	0-0	0	0-0		
12/31	vs. Missouri^	0-2	2	0-0	0-0	0	0-0		

2006



RAZORBACK FOOTBALL





PLAYERS

RETURNING RAZORBACKS

2004							
Date	Opponent	UA-A	Total	TFL-Yds	Sacks-Yds	PD	Int-Yds
9/4	New Mexico St.	1-1	2	0.0-0	0.0-0	1	0-0
9/11	Texas	5-1	6	0.0-0	0.0-0	1	0-0
9/18	vs. ULM+	5-0	5	1.0-3	0.0-0	0	0-0
9/25	Alabama	7-0	7	0.0-0	0.0-0	0	0-0
10/2	at Florida	4-0	4	0.0-0	0.0-0	0	0-0
10/16	at Auburn	3-3	6	1.0-1	0.0-0	0	0-0
10/23	Georgia	4-2	6	0.5-1	0.0-0	0	0-0
11/6	at South Carolina	3-0	3	0.0-0	0.0-0	0	0-0
11/13	Ole Miss	0-1	1	0.0-0	0.0-0	2	0-0
11/20	at Miss. State	5-4	9	1.0-2	0.0-0	0	0-0
11/26	LSU+	2-1	3	0.0-0	0.0-0	0	0-0
+ Little Rock, Ark.: ^ 2003 Independence Bowl							
2005							
Date	Opponent	UA-A	Total	TFL-Yds	Sacks-Yds	PD	Int-Yds
9/3	Missouri State	7-8	15	1.0-2	0.0-0	0	0-0
9/10	Vanderbilt	4-4	8	0.0-0	0.0-0	1	0-0
9/17	at USC	11-3	14	1.0-1	0.0-0	0	0-0
9/24	at Alabama	9-7	16	2.0-10	2.0-10	0	0-0
10/8	ULM+	2-6	8	1.0-2	0.0-0	0	0-0
10/15	Auburn	12-6	18	2.0-10	1.0-9	1	0-0
10/22	at Georgia	6-1	7	2.5-5	1.5-3	0	0-0
11/5	South Carolina	5-5	10	0.0-0	0.0-0	1	0-0
11/12	at Ole Miss	5-4	9	1.0-3	0.0-0	0	0-0
11/19	Miss. State+	3-3	6	2.0-4	0.0-0	0	0-0
11/25	at LSU	5-2	7	2.0-3	0.0-0	0	0-0



STEPHEN PARKER
 OG, 6-4, 313, SR-2L
 Mandeville, La.
 (St. Paul Catholic HS) **74**

OUTLOOK: A former walk-on, he has been a mainstay on the Hogs' offensive line in each of the past two seasons. He has started 21-of-22 games at left guard during that stretch missing only the 2005 season finale due to a hamstring injury. He has literally paved the way for Arkansas' rushing success and has developed into one of the Razorbacks' most consistent performers on the offensive front. He is one of the strongest players on the roster and has exhibited his toughness on numerous occasions in his career. He is healthy and primed for an all-conference-type senior season at left guard.

2005: As the starter at left guard, he was instrumental in paving the way for the SEC's leading rushing attack. He started the first 10 games of the season on the right-side of the UA offensive line before being sidelined for the season finale at LSU with a left hamstring injury. He helped the Razorbacks average 216.9 yards per game on the ground, which led the league and ranked 12th in the nation. Thanks in large part to his work up front, Arkansas running backs garnered 10 100-yard rushing performances, including five from freshman tailback Darren McFadden. McFadden also became on the seventh freshman in SEC history to rush for more than 1,000 yards when he earned 1,113 yards behind the Hogs' offensive line. He was third on the team in knockdown blocks with 42. - He accounted for five knockdown blocks and graded out at 81 percent against Missouri State in the 2005 season opener. He helped pave the way for three UA 100-yard rushers against the Bears. He produced a team-best and season-high 15 knockdown blocks in 74 snaps against Vanderbilt. He graded out at 90 percent against the Commodores. Against No. 1 USC, he produced two knockdown blocks as the Hogs rushed for 197 yards on the Trojans. He tallied three knockdown blocks in 68 snaps at Alabama. He graded out at 81 percent in a win over Louisiana-Monroe and notched five knockdown blocks against the Indians. He played all 58 snaps against Auburn and graded out at a team-best 92 percent, his highest grade of the season. He also recorded one knockdown block. He tallied seven knockdowns against Georgia as Arkansas ran for 216 yards, including 190 from McFadden, against the Bulldogs. He graded out at 91 percent in 72 snaps against the Bulldogs. He helped the Hogs roll up 219 yards rushing against a stout

South Carolina defense. Against the Gamecocks, he graded out at 82 percent on 73 snaps and recorded four knockdown blocks. He played just 40 snaps before leaving the Mississippi State game with an ankle injury he had been fighting for weeks. He graded out at 92 percent during his stint against the Bulldogs. He missed the season finale against LSU due to a left hamstring injury.

2004: Originally recruited as a walk-on, he earned a scholarship prior to the fall campaign. He started all 11 games on the Hogs' offensive front at left guard. He racked up a team-leading 56 knockdown blocks. He averaged more than five knockdowns per game. He tallied seven or more knockdowns in five of 11 contests. He earned three or more knockdown blocks in eight games. He graded out at 90 percent or better in seven of 11 games. He averaged a 94.5 percent grade in pass blocking for the season. He also helped the Hogs to 187.4 yards per game in rushing. Arkansas ranked second in the SEC and 22nd in the nation with that average. -- He earned a grade of 96.5 percent (93 run, 100 pass) in a season opening win over New Mexico State. He tallied two knockdown blocks on 49 snaps in aiding the UA offense to 548 yards of total offense against the Aggies. Against No. 7 Texas, he earned a 92 percent mark on running plays and a 97 percent grade in passing situations for a total grade of 94.5 percent. He earned a team-high eight knockdown blocks in 73 snaps against the Longhorns. He logged 66 snaps against Louisiana-Monroe, registering a team-high nine knockdown blocks. He posted a 94.5 percent grade (89 run, 100 pass) against the Indians. He helped pave the way for two 100-yard rushers and 571 yards of total offense. He earned a grade of 90.5 percent, including a 100 percent mark in the pass blocking, in a win over Alabama. He tallied four knockdown blocks against the Crimson Tide. He earned one knockdown in 56 snaps against No. 16 Florida. He posted an 89-percent grade in passing situations. He played 37 snaps in a road loss at No. 4 Auburn. He earned a grade of 85 percent on passing plays against the Tigers. He logged 54 snaps and racked up seven knockdown blocks in the Hogs' 20-14 loss to No. 6 Georgia. He tallied a grade of 96 percent and 89 percent on running and passing plays, respectively. He played 72 snaps in the Hogs' road loss at South Carolina. He earned a grade of 90 percent (87 run, 93 pass) and three knockdown blocks against the Gamecocks. He played 68 snaps earning eight knockdown blocks in the Razorbacks' 35-3 win over Ole Miss. He graded out at 86.5 percent, including 95 percent in the passing game, in the win over the Rebels. He helped clear the way for 542 yards of total offense including 297 yards rushing by the Hogs. He tallied a grade of 94.5 percent and earned six knockdowns in Arkansas' 24-21 win at Mississippi State. He garnered a 92 percent mark on running plays and a 97 percent mark on passing plays against the Bulldogs. He aided teammate De'Arrius Howard in his 125-yard rushing effort. He logged 66 snaps in the Razorbacks' season finale against No. 12 LSU. He earned a total grade of 89.5 percent, including a perfect mark of 100 percent on passing plays. He racked up eight knockdown blocks against the Tigers.

2003: He made a brief appearance in the season opener against Tulsa. He did not appear in any other contests.

2002: He contributed as an offensive lineman on the UA scout team offense.

HIGH SCHOOL CAREER: Attended St. Paul's High School where he lettered in football. He played offensive tackle for head coach Ken Sears. He was named first-team all-district as a senior and honorable mention all-district as a junior. He participated in Global Football All-Star games where he competed against teams from Japan, Canada and Europe.

PERSONAL: Born Aug. 2, 1984, he is the son of Jay and Charlotte Parker. His mother and father both graduated from the University of Arkansas. He is enrolled in the College of Education and Health Professions and is majoring in business education. Parker was a member of the Lon Farrell Academic Honor Roll in Spring 2006.





PLAYERS

RETURNING RAZORBACKS



SEAN PENIX

SE, 6-0, 169, SO-SQ
Fort Smith, Ark.
(Southside HS)

OUTLOOK: An in-state product from just down the road in Fort Smith, he will hope to garner more snaps in practice at split end in 2006. He worked on the scout team last fall and will likely face similar duty again this season.

2005: He worked with the UA scout team offense, but did not see game action.

2004: He utilized the campaign as his redshirt season.

HIGH SCHOOL CAREER: He registered 800 receiving yards, 12 touchdowns, 30 tackles and 350 punting yards. He was on the 2004 all-conference team and earned honorable mention in 2003. His team won the 5A state championship in 2002. He was also an all-conference basketball player.

PERSONAL: Born July 9, 1986, he is the son of the Kevin and Sherri Penix. He was a member of the National Honor Society. He is enrolled in the Sam M. Walton College of Business and is majoring in marketing management. He was named a Hard Working Hog for the 2004-05 academic year.



MITCH PETRUS

OG, 6-5, 284, SO-1L
Carlisle, Ark.
(Carlisle)

68

OUTLOOK: Initially forecasted for a redshirt season, he found his way to the game field in 2005 after impressing UA coaches with his enthusiasm and effort during fall camp. He played in a reserve role at both tight end and offensive guard and was on the Hogs' kickoff return unit. He will need to spend more time in the weight room and add pounds to his frame to reach his potential as an offensive lineman. He enters the 2006 pre-season as the back-up to senior Robert Felton at right guard.

2005: He played in nine games for the Razorbacks as a member of the kickoff return team and a reserve tight end and offensive guard. He didn't play in the first two games of the season against Missouri State and Vanderbilt, but appeared in each of the nine games that followed. His first experience at offensive guard came in the Louisiana-Monroe game when he logged 12 snaps at his new position. He graded-out at a team-high 91 percent including 88 percent on running plays and 100 percent on passing plays. He tallied three knockdown blocks in his limited stint against the Indians. His other significant playing time on the offensive front came in the Razorbacks' win over Mississippi State. He played 32 snaps, carding a grade of 81 percent.

HIGH SCHOOL CAREER: He earned letters as a tight end and fullback under Coach Jamie Jones at Carlisle High School. He also played linebacker and earned the AA Conference Lineman of the Year Award. He was honored as an all-conference and all-state performer. As a tight end, he hauled in 40 receptions for 750 yards and eight touchdowns. During his junior campaign, he broke the state record for tackles in a game with 39. He recorded 306 tackles, including 145 solo tackles, his senior year and led the state. He also lettered in basketball and track and was an all-conference and all-state performer in basketball.

PERSONAL: Born May 11, 1987, he is the son of Phil and Sue Petrus. He is enrolled in the Fulbright College of Arts and Sciences.



CHASE PRESSLEY

OG, 6-4, 309, SR-2L
Fort Smith, Ark.
(Southside HS)

60

OUTLOOK: A former Fort Smith Southside standout, he has steadily improved as an offensive guard since moving to the position following his redshirt freshman season. Originally recruited as a defensive lineman, he has adapted to the other side of the ball well and continues to make progress. He had a good off-season and will look to pick up more snaps as a reserve behind Stephen Parker at left guard in 2006.

2005: He appeared in five of the Razorbacks' 11 games, logging time against Missouri State, Southern California, Alabama, Louisiana-Monroe and Mississippi State. He earned his first career start on the offensive side of the ball at right guard against Louisiana-Monroe. He earned a total of five knockdown blocks on the season. – He played 15 snaps at offensive guard in the Razorbacks' season opener against Missouri State. He earned an 86-percent grade against the Bears, including an 83-percent clip on running plays and a perfect 100-percent grade on passing plays. He also picked up two knockdown blocks in the UA victory. He played in the second half at No. 1 USC. He graded out at 91 percent in pass protection on 21 snaps against Alabama. With center Kyle Roper out for the Louisiana-Monroe game, starting right guard Jonathan Luigs was moved to center and Pressley earned the first career start at offensive guard against the Indians. He logged a team-high 70 snaps, garnering three knockdown blocks and a 92-percent pass production grade. His final action of the 2005 season came against Mississippi State. He played only five snaps against the Bulldogs but posted a perfect 100-percent grade in his limited stint.

2004: After being converted from a defensive tackle in preseason camp, he played in four games at his new position as an offensive guard. He saw action on the Hogs' offensive front against New Mexico State, Louisiana-Monroe, Auburn and Ole Miss. He garnered three knockdown blocks on the season. He played a season-high 27 snaps in the Razorbacks' season-opening win over New Mexico State. He recorded a grade of 82.5 percent and earned one knockdown block against the Aggies. He registered one knockdown block in six snaps against Louisiana-Monroe. He played three snaps against No. 4 Auburn. He tallied one knockdown block on five snaps in the Hogs' 35-3 win over Ole Miss.

2003: He made a start in his first collegiate game at defensive tackle against Tulsa. He earned three assisted stops and knocked down a pass vs. the Golden Hurricane. He earned an assisted tackle and a pass deflection in 13 snaps against No. 5 Texas. He played 14 snaps and tallied two tackles in a non-conference victory over North Texas. He was not on the travel squad to Alabama due to a severely sprained ankle. He did not play against Auburn or Florida while still nursing a sprained ankle suffered in the North Texas game. He appeared for the first time in three games against Ole Miss. He played only one snap vs. the Rebels. He did not play against Kentucky or South Carolina, but returned to the playing field for the final three regular season games. He logged six snaps against New Mexico State. He also made brief appearances against Mississippi State and LSU.

2002: With the Razorbacks' thin on the defensive line, he was a candidate to play immediately. Ultimately, he wasn't utilized in game action and therefore earned a redshirt season.

HIGH SCHOOL CAREER: He earned all-state and All-Arkansas honors as a senior after recording 45 tackles and four sacks. He was named the Arkansas Democrat-Gazette's preseason Defensive Player of the Year prior to his final prep campaign. He was also named to SuperPrep's preseason All-American squad. A two-time selection to the Arkansas Associated Press' Super Team, he was rated as the No. 36 defensive lineman in the nation by SuperPrep. Max Emfinger's Blue Chip Recruiting ranked him as the No. 54 defensive end in the nation while Rivals100.com ranked him as the nation's No. 55 defensive tackle. As a junior, he earned 64 tackles, including 15 tackles for loss, 13 sacks and four caused fumbles. He participated in the 2002 Arkansas High School All-Star Game at Donald W. Reynolds Razorback Stadium. He was also recruited by Texas A&M, Tennessee, Purdue, Tulsa, Vanderbilt and Illinois.

2006



RAZORBACK FOOTBALL





PLAYERS

RETURNING RAZORBACKS

PERSONAL: Born Aug. 2, 1983, he is the son of Steve and Kay Pressley. He is enrolled in the College of Education and Health Professions and is majoring in kinesiology with an emphasis in teaching.

Chase Pressley's Career Statistics

TACKLES	G/GS	UA-A	Total	TFL-Yds	Sacks-Yds	PD	FF-FR	Int-Yds
2003	7/1	1-5	6	0-0	0-0	2	0-0	0-0
2004	4/0	Offensive Line						
2005	5/1	Offensive Line						
TOTAL	16/2	1-5	6	0-0	0-0	2	0-0	0-0



JOHN AARON REES

FL, 6-1, 207, SO-1L
Little Rock, Ark.
(Pulaski Academy)

87

OUTLOOK: He made his home on special teams in his first season of competition for the Razorbacks. He was on the punt return and kickoff coverage squads. He recovered a blocked punt at Alabama in his rookie campaign. He is a jack-of-all trades on special teams and knows both of the wide receiver positions. He fought through some chronic shoulder pain in the spring to gain valuable practice snaps. His versatility and determination could result in a steady stream of playing time in 2006, especially on special teams.

2005: He appeared in nine games during his redshirt freshman season, serving on a variety of UA special teams. He was a contributor to both the punt return and kickoff return units. The biggest play of his young Razorback career came when he recovered a blocked punt against Alabama in the fourth quarter deep in Crimson Tide territory. The recovered kick led to a UA field goal.

2004: He spent his redshirt season working with the wide receivers on the UA scout team offense.

HIGH SCHOOL CAREER: He helped Pulaski Academy to its first state championship in school history in 2003. He caught 75 passes for 1,347 yards and 17 touchdowns as a senior for Coach Kevin Kelley. He also returned nine kickoffs for 232 yards and 14 punts for 205 yards. On defense, he racked up six interceptions and 33 yards in returns. He returned 16 punts for 192 yards and nine kickoffs for 232 yards as a senior. In his junior season, he snared 50 catches for 918 yards and 10 touchdowns. Max Emfinger had him rated as the No. 23 wide receiver in the nation. He was also recruited by SMU, Tulsa and Army.

PERSONAL: Born Sept. 17, 1985, he is the son of John and Debbie Rees. His father, John Aaron Rees Sr., was a three-year football letterman at Arkansas (1968-70). He was a member of the 2004-05 and 2005-06 Lon Farrell Academic Honor Rolls, a 2005-06 Academic All-SEC selection and was named a Hard Working Hog for the 2004-05 academic year. He is enrolled in the Sam M. Walton College of Business and is majoring in finance and real estate.



TOMMY REHG

WLB, 6-0, 219, FR-HS
Plano, Texas
(Plano)

OUTLOOK: He enrolled at Arkansas in the fall, but didn't come out for the football team until last spring. With numbers down at linebacker, he got some valuable snaps in spring practice. To make a run at playing time this fall, however, he will have to compete with a list of talented freshmen linebackers headed to campus.

HIGH SCHOOL CAREER: He earned three varsity letters as a linebacker under Coach Gerald Brence at Plano High School. He was a team captain as a senior. He was honored as first-team all-district and first-team all-county in his senior season as well.

PERSONAL: Born March 9, 1987, he is the son of Ed and Janice Rehg. He is enrolled in the College of Engineering and is majoring in civil engineering.



MATTERRAL RICHARDSON

CB, 6-0, 194, JR-2L
Marlin, Texas
(Marlin)

9

OUTLOOK: After a brief audition at free safety, he was moved back to cornerback midway through the 2005 season. He continues to mature and gain confidence. He started a total of eight games last season and has played in every game for the past two seasons. He had a solid spring and could be a surprise standout in the UA secondary. He enters pre-season camp as the starter at right cornerback.

2005: He was a key member of the UA secondary, playing in all 11 games and posting multiple starts at two different positions. He opened the season as the Hogs' starting free safety. He started the first five games at that spot before he was moved to left cornerback. After three games coming off the bench in that role, he started the final three contests at cornerback. He ranked third among UA defensive backs and ninth overall with 44 tackles on the season, including 28 solo stops. He earned 1.5 tackles for loss (-11), one sack (-10), six pass break-ups and one quarterback hurry. He also logged time on the UA punt, punt return and kickoff coverage teams. -- He was Arkansas' starting free safety in the season opening win over Missouri State, earning one solo and one assisted tackle. He set a career-high with eight tackles (five solo) in the conference opener against Vanderbilt. He also earned his quarterback hurry against Commodores' quarterback Jay Cutler. He made one solo stop in his third start at free safety at No. 1 USC. He matched his career high for the second time in three outings when he tallied eight tackles and a pass deflection against Alabama. Four of his eight tackles against the Crimson Tide were of the solo variety. He added another two solo stops to his season totals in a non-conference win over Louisiana-Monroe. He made a move back to cornerback prior to the Auburn game. He played cornerback for the Razorbacks in 2004. The move proved beneficial right off the bat with him garnering four tackles and two pass deflections against Auburn. He made two solo tackles at No. 4 Georgia. He recorded two solo and two assisted tackles against South Carolina. He also earned 1.5 tackles for loss (-11) and registered his first career sack (-10). He earned his first career start at cornerback in the Razorbacks' conference win at Ole Miss. He made seven tackles and broke up two passes against the Rebels. He produced four tackles, three solo, and a pass breakup in the Hogs' 44-10 win over Mississippi State in Little Rock. He netted two solo tackles in the season finale at No. 3 LSU.

2004: He played on special teams and as a cornerback reserve in the Hogs' first 10 games. He did not suit up for the season finale against No. 12 LSU. Of his 13 tackles on the season, 12 were solo stops. He earned three tackles on special teams. He made at least one tackle in five of the 10 games in which he played. He tallied six tackles against South Carolina. -- He logged time on special teams, but did not earn tackles against New Mexico State and Texas. He tallied his first two career stops (solo) in the Hogs' non-conference win over Louisiana-Monroe. He garnered a solo tackle in the Razorbacks' conference opener against Alabama. He played extensively in the second half in the secondary in the Hogs' 45-30 loss to No. 16 Florida. For the second straight game, he saw extended playing time in a 38-20 loss at No. 4 Auburn. He did not make a tackle against the Tigers. He appeared on special teams and in the secondary, but did not make a tackle in the Hogs' 20-14 loss to Georgia. He made six tackles, all solo, in the Razorbacks' road loss at South Carolina. He saw time on special teams and as a reserve cornerback against the Gamecocks. He made a solo tackle and earned his first career pass deflection in the Razorbacks' 35-3 win over Ole Miss. He tallied three tackles, including two solo stops, in Arkansas' 24-21 win at Mississippi State. He missed the Razorbacks' season finale against No. 12 LSU while tending to a family issue.

HIGH SCHOOL CAREER: He made 87 tackles and snared seven interceptions in his senior season for Coach Jerry Malone. He helped lead his prep team to a state championship berth against Atlanta High School and fellow Razorback Dallas Washington. The Waco Tribune-Herald named him to its Super Centex football





PLAYERS

RETURNING RAZORBACKS

first team and rated him as the No. 7 prospect in Central Texas. He was also recruited by Kansas, TCU and Texas A&M.

PERSONAL: Born June 30, 1985, he is the son of Sherrell Allen. His first name is pronounced "matt-TAIR-uhl." His nickname is "Red." He is enrolled in the Fulbright College of Arts and Sciences and is majoring in sociology.

Matterral Richardson's Career Statistics								
TACKLES	G/GS	UA-A	Total	TFL-Yds	Sacks-Yds	PD	FF-FR	Int-Yds
2004	10/0	12-1	13	0-0	0-0	1	0-0	0-0
2005	11/8	28-16	44	1.5-11	1.0-10	6	0-0	0-0
TOTAL	21/8	40-17	57	1.5-11	1.0-10	7	0-0	0-0

HIGH SCHOOL CAREER: He injured his knee in the summer prior to his senior season and did not play for Coach Bernie Cox in 2004. As a junior, he helped lead his team to the 5A state championship. He made 60 tackles, including 21 unassisted stops, 12 sacks and eight tackles for loss in his junior campaign. He also tallied four forced fumbles, three fumble recoveries, two pass deflections and one blocked punt. Rivals.com rated him as the No. 7 overall prospect in Arkansas. He was No. 95 on the Mobile Register's Super Southeast 120 listing. He was a high school teammate of fellow UA teammate Freddie Fairchild. In addition to Arkansas, he was recruited by Tennessee, North Carolina, LSU and Oklahoma.

PERSONAL: Born April 20, 1986, he is the son of Bernice Robinson. He is enrolled in the College of Education and Health Professions and is majoring in kinesiology with an emphasis on teaching.

Antwain Robinson's Career Statistics								
TACKLES	G/GS	UA-A	Total	TFL-Yds	Sacks-Yds	PD	FF-FR	Int-Yds
2005	3/0	3-2	5	3.0-7	0-0	0	0-0	0-0
TOTAL	3/0	3-2	5	3.0-7	0-0	0	0-0	0-0




JONATHAN RIDDELL

DT, 6-2, 257, FR-HS
Russellville, Ark.
(Russellville)

OUTLOOK: He will be making his first fall appearance with the Hogs on the gridiron. He enrolled for school at Arkansas in the fall of 2005, but didn't join the Razorback football program until last spring. Arkansas boasts one of the most talented defensive line rotations in the SEC. He will likely have to work with the UA scout team defense before having an opportunity to gain significant practice snaps.

HIGH SCHOOL CAREER: He was a three-year letterman as a defensive tackle and defensive end at Russellville High School for Coach Jeff Holt. In 2004, he was named all-conference, all-state and played in the all-star game. He was the team's defensive player of the year and the scholar athlete of the year (2004). He was also inducted into the Russellville Hall of Fame. While lettering in track, he was named all-conference and all-state. He also earned accolades as an academic all-star.

PERSONAL: Born Jan. 23, 1987, he is the son of Mike Riddell and Cindy Poynter. He is enrolled in the College of Education and Health Professions and is majoring in kinesiology with an emphasis on teaching. He was a Spring 2006 member of the Lon Farrell Academic Honor Roll.



MARCUS SHAVERS

DT, 6-3, 275, SO-1L
Lucas, Texas
(Allen HS)

93

OUTLOOK: Even with seven games under his belt in 2005, he still is relatively inexperienced at the collegiate level. He has tremendous potential and used last spring to learn and improve. He earned a sack (-8) in the Hogs' first major spring scrimmage and followed it up with three tackles and another tackle for loss (-5) in the second spring game-like scrimmage. A perfect scenario would give him an opportunity to play a significant reserve role in 2006 to prepare for a run at the starting position in 2007. He is listed behind Keith Jackson and Fred Bledsoe on the pre-season depth chart at right defensive tackle.

2005: He saw action in seven games as a true freshman for the Razorbacks. With the Hogs' in desperate need of bodies on the defensive front, he was pressed into service. He logged time against Vanderbilt, Southern California, Alabama, Louisiana-Monroe, Auburn, Mississippi State and LSU. He did not earn a tackle on the season, but did collect a quarterback hurry against No. 1 USC.

HIGH SCHOOL CAREER: He earned high school All-America honors as a senior leading his team to a 9-3 record. He racked up 48 tackles, nine sacks, two forced fumbles and one fumble recovery on defense for Coach Tom Westerberg. He also earned a receiving touchdown as a tight end. He participated in the U.S. Army All-American game in San Antonio, Texas. He had one unassisted tackle, two assisted stops and seven quarterback hurries in the game. He won the super athlete award at the U.S. Army National Combine following his junior season. He helped his team to a 13-2 record in his junior campaign earning 50 tackles, including eight tackles for loss and six sacks at defensive tackle. In his sophomore season, he also spent time at tight end tallying six catches for 76 yards. He was a consensus top 100 player in the state of Texas. Tom Lemming's Prep Football Report ranked him as the No. 19 defensive tackle in the country. Rivals.com rated him as the No. 14 strongside defensive end in the nation. Rivals.com also tabbed him as the No. 36 overall player in Texas. He was rated as the No. 6 player in Texas by Texas PrepXtra. He was the high school teammate of UA quarterback Casey Dick. He was also recruited by Kansas State, Georgia, Oklahoma, Texas Tech, Arizona and Texas A&M.

PERSONAL: Born Feb. 8, 1987, he is the son of Dwane and Nancy Shavers. He is enrolled in the College of Education and Health Professions and is majoring in kinesiology with an emphasis on teaching.

Marcus Shavers' Career Statistics								
TACKLES	G/GS	UA-A	Total	TFL-Yds	Sacks-Yds	PD	FF-FR	Int-Yds
2005	7/1	0-0	0	0-0	0-0	0	0-0	0-0
TOTAL	7/1	0-0	0	0-0	0-0	0	0-0	0-0



ANTWAIN ROBINSON

DE, 6-3, 253, SO-1L
Little Rock, Ark.
(Central HS)

97

OUTLOOK: He only played in three games as a true freshman, but that was enough time to reveal what would seem to be a bright future for the defensive end. He made his collegiate debut late in the season and played the final three games of the campaign. He was one of the most improved players on the Razorback defense last spring. While he doesn't fit the prototypical measurements of an SEC defensive end, he makes up for it with his physical play. He is strong against the run and will need to continue to develop a consistent pass rush. He will open the pre-season as the top reserve at right defensive end behind senior Anthony Brown.

2005: With the Razorbacks in need of defensive help in November, he passed on his redshirt season to play in the final three games of the 2005 campaign. He earned five tackles, including three tackles for loss (-7) in his three games of action. - He was impressive in his collegiate debut, racking up four tackles (two solo and two assists) in the Razorbacks' win over Ole Miss. Two of his four tackles netted lost yardage (-4). He tallied a TFL for the second-consecutive game when he earned a solo tackle for loss (-3) against Mississippi State. He concluded his short rookie season against No. 3 LSU in Baton Rouge. He didn't earn a tackle against the Tigers.

2006



RAZORBACK FOOTBALL





PLAYERS

RETURNING RAZORBACKS

RICKY DON SIMPSON

TB, 5-6, 196, SR-TR
Van Buren, Ark.
(Van Buren / SAU / UCA)

OUTLOOK: He first joined the Razorbacks last fall after transferring from the University of Central Arkansas. He didn't compete for UCA, but did see game action for Southern Arkansas University in 2002-03. With Darren McFadden, Felix Jones, Peyton Hillis and a host of others waiting their turn, he will have a tough time breaking into the mix at running back.

2005: He sat out while serving his transfer resident requirement after transferring from UCA.

BEFORE ARKANSAS: He competed in football for Southern Arkansas University (SAU) in 2002 and 2003. He then transferred to the University of Central Arkansas (UCA), but didn't play in 2004. He enrolled at UA in fall of 2005.

HIGH SCHOOL CAREER: He played football for Van Buren High School.

PERSONAL: He is enrolled in the College of Education and Health Professions and is majoring in kinesiology with an emphasis on teaching.



DESMOND SIMS

MLB, 6-3, 232, SR-3L
Lilbourn, Mo.
(New Madrid County Central HS)

23

OUTLOOK: He has been a solid contributor at every position he has manned for the Razorbacks in his career. He started as a linebacker in 2004, but switched to defensive end last season when the Hogs needed depth at that position. He responded with a monster season earning 63 tackles, 10.5 tackles for loss (-77) and 5.5 sacks (-33). With increased depth at defensive end and a shortage of linebackers for the upcoming season, he moved back a row on the Razorback defense for his senior campaign. He adapted back to his old position quickly and has helped Arkansas fill the void left by Pierre Brown at mike (middle) linebacker. The pre-season All-SEC second team defender enters fall camp as the Razorbacks' starting mike linebacker.

2005: He excelled at defensive end after moving from linebacker for his junior season. He started all 11 games for the Razorbacks at left defensive end. He tallied 63 tackles (35 solo, 28 assisted), including 10.5 tackles for loss (-77) and 5.5 sacks (-33). In addition, he forced two fumbles, broke up two passes and earned eight quarterback hurries. He ranked fifth on the team in tackles (63) and finished fifth among SEC defensive lineman with the same total. He led the Razorbacks in sacks (5.5) and tied for second on the squad in tackles for loss (10.5). He tallied three or more tackles in 10 of 11 games and four or more stops in eight of 11 contests including 12 tackles against South Carolina. He also garnered a career-high 4.5 tackles for loss (-49) and 2.5 sacks (-14) against the Gamecocks. He made at least eight tackles in three straight games (Alabama, ULM, Auburn) and in four of five contests (South Carolina). – He opened the season with three assisted stops and two quarterback hurries in the Razorbacks' win over Missouri State. He followed with a quality outing in the SEC opener tallying five tackles, including four solo stops, against Vanderbilt. He also recorded his first sack of the season for a loss of four yards and two quarterback hurries. At No. 1 USC, he garnered a total of three stops. He made a then-career-best nine tackles at Alabama, including three solo stops. He nearly matched the total in the following game, earning eight tackles (four solo), including one tackle for loss (-2) in a victory over Louisiana-Monroe in Little

Rock. He added three solo and one assisted tackle to his season totals against No. 4 Georgia. He earned a sack (-3), tackle for loss (-3) and one forced fumble against the Bulldogs. He had a spectacular outing against South Carolina, earning him Hogwired.com Defensive Player of the Week honors. He recorded a career-high and team-best 12 tackles for loss (-49 yards) and 2.5 sacks (-14 yards). He made nine solo stops in holding the visitors to only 187 yards of total offense. He forced a fumble on one of his sacks against the Gamecocks that was promptly recovered by teammate Keith Jackson. He netted two tackles and three quarterback hurries in the Razorbacks' conference win at Ole Miss. In the UA victory against Mississippi State, he garnered four tackles, a sack (-12) and a quarterback hurry. He concluded the season with four tackles, one tackle for loss (-2) and one pass break-up at No. 3 LSU.

2004: He appeared in all 11 games as a reserve at the stinger linebacker position. He was also a member of several UA special teams' units including the punt, kickoff coverage and kickoff return squads. He earned 20 solo stops and 17 assists for a total of 37 tackles on the season. He ranked tied for third on the squad with six tackles on special teams. He made at least one tackle in all 11 contests. He has made three or more tackles in eight of 11 games. He racked up 27 of 37 tackles in the last six games. He recorded three tackles for loss (-10). – He tallied three solo tackles in the Hogs' 63-13 win over New Mexico State. Against No. 7 Texas, he earned one assisted stop. He racked up two more assisted tackles against Louisiana-Monroe. He garnered three solo tackles and his first tackle for loss (-7) of the season in the Razorbacks' 27-10 win over Alabama. He earned a tackle for loss (-1) and a quarterback hurry in the Hogs' 45-30 loss at No. 16 Florida. He racked up five tackles, including three solo stops, in a 38-20 loss at No. 4 Auburn. He earned a TFL for the third consecutive game with a tackle for a loss of one yard. He tallied a season-high six tackles against No. 6 Georgia. Four of his six tackles were of the solo variety against the Bulldogs. He garnered five tackles, including three solo stops, in a road loss at South Carolina. He tallied three solo tackles in the Razorbacks' 35-3 win over Ole Miss. He tallied five tackles, including two solo stops, in Arkansas' road win at Mississippi State. He earned three tackles in the Hogs' final game of the season against No. 12 LSU.

2003: After beginning the season as the top reserve at wolf linebacker, he moved inside to help the Hogs at the mike linebacker spot after Clarke Moore was lost for seven weeks with an injury. He appeared in all 13 contests. He started three contests, including the final two regular season games at the inside linebacker spot. He garnered 32 tackles on the season. Of his 32 tackles, 15 came in the last three regular-season games. He tied for the team lead with two fumble recoveries. He also earned five tackles on special teams. With Jimarr Gallon out with a broken finger, he started at wolf linebacker in the season opener vs. Tulsa. It was his first collegiate game. His six-tackle total tied for second on the squad. He made one assisted tackle at No. 5 Texas. He tallied four tackles, including two solo stops, in a non-conference win over North Texas. He earned his first career TFL (-2) against the Mean Green. He also recovered a fumble in the second quarter. The Hogs scored a TD on the next offensive play following the recovery. He logged only five snaps and did not earn a tackle in Arkansas' 34-31 double-overtime win at Alabama. He made three tackles (one solo) in the Hogs' 10-3 loss to Auburn. He tallied two special teams tackles (one solo, one assisted) against Florida. He played seven snaps at outside linebacker, but did not make a tackle against Ole Miss. He earned one solo tackle on special teams vs. Kentucky. He saw snaps at linebacker and on special teams, but did not earn a tackle against South Carolina. He garnered three tackles and a sack (-3) in the Razorbacks' non-conference win over New Mexico State. The sack was the first of his UA career. He tallied eight tackles in the Razorbacks' 52-6 victory over Mississippi State. Five of his eight stops were solos. He also recovered a fumble and tallied a quarterback hurry. He started, but played only 17 defensive snaps in the Hogs' loss at No. 3 LSU. He made four tackles (two solo) against the Tigers. He played, but did not earn a tackle against Missouri in the Independence Bowl.

2002: He worked with the UA scout team defense while redshirting.

HIGH SCHOOL CAREER: An all-state, all-district and all-conference selection as a senior, he was the only player in the state to earn all-state accolades on both sides of the ball. As a senior wide receiver, he made 24 catches for an average of 28.0 yards per catch and totaled 20 offensive touchdowns. He also tallied 17.5 sacks, six interceptions, six passes broken up and two fumble recoveries on defense. He was selected the Most Valuable Player at an Arkansas camp in 2001. He was rated as the No. 57 receiver in the country by Rivals100.com and was ranked as the No. 91 wide receiver in the nation by Max Emfinger. He graduated in the top 10 percent of his class and was named to the Who's Who





PLAYERS

RETURNING RAZORBACKS

in American High School Student-Athlete list. He was chosen as a delegate to 2001 Missouri Boys' State. A multi-sport standout, he was a member of the two-time defending state championship basketball squad. He earned state runner-up honors in the state meet in the long jump as a junior. He was also recruited by Missouri.

PERSONAL: Born July 6, 1983, he is the son of Debra Miles. He is enrolled in the Fulbright College of Arts and Sciences and is majoring in sociology.



JACOB SKINNER

P, 6-3, 212, SR-3L
Texarkana, Texas
(Texas HS)

14

Desmond Sims' Career Statistics

TACKLES	G/GS	UA-A	Total	TFL-Yds	Sacks-Yds	PD	FF-FR	Int-Yds
2003	13/3	17-15	32	2.0-5	1.0-3	0	0-2	0-0
2004	11/0	20-17	37	3.0-10	0-0	0	0-0	0-0
2005	11/11	35-28	63	10.5-77	5.5-33	2	2-0	0-0
TOTAL	35/14	72-60	132	15.5-92	6.5-36	2	2-2	0-0

Career Game-by-Game

Date	Opponent	UA-A	Total	TFL-Yds	Sacks-Yds	PD	Int-Yds
9/6	Tulsa	3-3	6	0-0	0-0	0	0-0
9/13	at Texas	0-1	1	0-0	0-0	0	0-0
9/20	North Texas+	2-2	4	1.0-2	0-0	0	0-0
9/27	at Alabama	0-0	0	0-0	0-0	0	0-0
10/11	Auburn	1-2	3	0-0	0-0	0	0-0
10/18	Florida	1-1	2	0-0	0-0	0	0-0
10/25	at Ole Miss	0-0	0	0-0	0-0	0	0-0
11/1	at Kentucky	1-0	1	0-0	0-0	0	0-0
11/6	South Carolina+	0-0	0	0-0	0-0	0	0-0
11/15	N. Mexico State	2-1	3	1.0-3	1.0-3	0	0-0
11/22	Miss. State	5-3	8	0-0	0-0	0	0-0
11/28	at LSU	2-2	4	0-0	0-0	0	0-0
12/31	vs. Missouri^	0-0	0	0-0	0-0	0	0-0

2004

Date	Opponent	UA-A	Total	TFL-Yds	Sacks-Yds	PD	Int-Yds
9/4	New Mexico St.	0-3	3	0-0	0-0	0	0-0
9/11	Texas	0-1	1	0-0	0-0	0	0-0
9/18	vs. ULM+	0-2	2	0-0	0-0	0	0-0
9/25	Alabama	3-0	3	1.0-7	0-0	0	0-0
10/2	at Florida	1-0	1	1.0-1	0-0	0	0-0
10/16	at Auburn	3-2	5	1.0-2	0-0	0	0-0
10/23	Georgia	4-2	6	0-0	0-0	0	0-0
11/6	at South Carolina	3-2	5	0-0	0-0	0	0-0
11/13	Ole Miss	3-0	3	0-0	0-0	0	0-0
11/20	at Miss. State	2-3	5	0-0	0-0	0	0-0
11/26	LSU+	1-2	3	0-0	0-0	0	0-0

2005

Date	Opponent	UA-A	Total	TFL-Yds	Sacks-Yds	PD	Int-Yds
9/3	Missouri State	0-3	3	0.5-0	0.0-0	0	0-0
9/10	Vanderbilt	4-1	5	1.0-4	1.0-4	0	0-0
9/17	at USC	1-2	3	0.0-0	0.0-0	0	0-0
9/24	at Alabama	3-6	9	0.0-0	0.0-0	0	0-0
10/8	ULM+	4-4	8	0.5-2	0.0-0	0	0-0
10/15	Auburn	6-3	9	1.0-5	0.0-0	1	0-0
10/22	at Georgia	3-1	4	1.0-3	1.0-3	0	0-0
11/5	South Carolina	9-3	12	4.5-49	2.5-14	0	0-0
11/12	at Ole Miss	1-1	2	0.0-0	0.0-0	0	0-0
11/19	Miss. State+	2-2	4	1.0-12	1.0-12	0	0-0
11/25	at LSU	2-2	4	1.0-2	0.0-0	1	0-0

+ Little Rock, Ark.: ^ 2003 Independence Bowl

OUTLOOK: He was a valuable weapon in the game of field position last season, dropping punts inside opponents' 20-yard line with regularity and using his hang time to force the best punt returners in the nation to call for a fair catch. In his 2005 match-ups with two of the best return men in the nation, USC's Reggie Bush and LSU's Skyler Green, he held the upper hand with the duo combining for no returns and seven fair catches. He averaged 41.8 yards per punt and led Arkansas to the seventh-best net punting average (38.8 yards) in the nation. He landed 15 punts inside the 20-yard line and forced opponents into 21 fair catches. An All-SEC candidate, he appears primed for an all-star campaign as the Hogs' punting specialist.

2005: He combined average and hang-time to turn in one of the best seasons in recent memory by a Razorback punter. He ranked fourth in the SEC and 35th nationally with a 41.8 yard average after punting 50 times for 2,091 yards. Skinner had nine 50-plus yard punts, including a career-long-tying 58-yard punt and two 57-yard punts. He did an excellent job of pinning opponents inside their 20-yard line. He placed 15 punts inside the 20-yard line with eight of those being downed inside the 10. He had just five downed inside the opponent 20 in 2004. He forced opponents into 21 fair catches on the season. He was the key reason Arkansas ranked second in the SEC and seventh nationally in net punting at 38.8 yards per kick. In the last five games of the year, he averaged 43.5 yards and over the last seven games, he averaged 43.2 yards. He neutralized two of the nation's top punt returners in USC's Reggie Bush and LSU's Skyler Green. Both of the return men didn't return a punt against the Razorbacks and combined for seven fair catches. He earned Hogwired.com Special Teams Player of the Week honors four times. - He punted only once in the Hogs' season opener against Missouri State. He netted 39 yards on his first kick of the season. He pinned Vanderbilt inside its 10-yard line on two of his three punts in the first half. For the game, he averaged 42.7 yards on six punts. He pinned the Commodores inside their 20-yard line on a total of three occasions and forced three fair catches. He also booted the third-longest punt of his career, a 57-yarder in the first half, and recorded a tackle against the Commodores. He earned Hogwired.com SEC Special Teams Player of the Week honors for his effort. He punted seven times against USC for a 41.0-yard average. Skinner pinned the Trojans inside their 20-yard line two times and got All-America punt returner Reggie Bush to fair catch three more punts. He had two 50-yard punts vs. USC, including a long of 51. He punted seven times at Alabama for a 36.7-yard average, but pinned the Tide inside their two-yard line on back-to-back punts in the first half. He punted twice in the Razorbacks' win over Louisiana-Monroe. He averaged 45.5 yards per kick against the Indians. His long against ULM was 48 yards and he placed another 43-yard effort inside the 20. Against Auburn, he averaged 38.7 yards on three punts, with one pooch punt for 39 yards that was downed at the Tigers' 15-yard line. He punted four times for a career-best 48.2 yard average at No. 4 Georgia. He had two 50-plus yard kicks, including a 57-yarder that tied the second-best kick of his career. He also placed one punt inside the Georgia 20-yard line on his way to capturing Hogwired.com Special Teams Player of the Week honors for the second time on the season. He won the award for a third time and a second-consecutive week with his performance against South Carolina. He averaged 42.4 yards per kick on five punts against the Gamecocks. He unloaded kicks of 50 and 52 yards and pinned USC inside its one-yard line on one punt. He punted six times at Ole Miss for a 45.3-yard average. He placed two punts inside the 20-yard line and tied his career long with a 58-yard punt against the Rebels. He only punted twice against Mississippi State for a 41-yard average. Neither punt was returned by the Bulldogs. He finished with seven punts for a 40.9 average at No. 3 LSU. He had a long punt of 55 yards and two more efforts were downed inside the 20. He also forced the Tigers into making four fair catches. He garnered the Hogwired.com Special Teams Player of the Week honor for the fourth time in the Razorbacks' season finale.

2004: He served as the Razorbacks' punter in the first six games before giving way to Jeremy Davis in the second half at No. 4 Auburn. He did not appear in

2006



RAZORBACK FOOTBALL





PLAYERS

RETURNING RAZORBACKS

the final five games of the season. He punted 29 times for a total of 1,062 yards and a 36.6 yard average. He landed five of his 29 punts inside the opponents' 20-yard line. He recorded at least one punt of 44+ yards in each of his first six games. He recorded a season-best 53-yard punt against No. 16 Florida. -- In the season opener against New Mexico State, he punted three times for 107 yards (35.7 avg.) with a long of 45 yards. He landed three of his four punts inside the opponent's 20-yard line against No. 7 Texas. He averaged 38.2 yards per kick on four attempts with a long of 45 yards. He punted five times for 161 yards (32.2 avg.) in a 49-20 win over Louisiana-Monroe. He punted a season-high seven times for 261 yards (37.3 avg.) in a win over Alabama. He recorded three kicks of more than 40 yards, including a 46-yard punt. He punted seven times for 281 yards against No. 16 Florida. His 40.1 yards per punt average was the highest of the season. He nailed a season-long 53-yard punt and tallied two other punts of 40 yards or more against the Gators. He punted three times for 99 yards (33.0 avg.) against No. 4 Auburn. He recorded a long punt of 46 yards against the Tigers. He did not play in the final five games of the season.

2003: He won the punting job in fall camp and was the Hogs' punter against Tulsa. He became the first freshman since Matt Wait (1994) to handle punting duties in his first collegiate game. He averaged 39.9 yards per kick during the regular season and landed 16 punts inside the opponent's 20-yard line. His average ranked 10th in the SEC and 76th in the nation. He punted 52 times for a total of 2,074 yards. He tallied eight 50+-yard punts on the season. He punted four times for 154 yards (38.5 avg.) vs. Tulsa. He landed one of his punts inside the TU 20-yard line. He punted four times for 154 yards (38.5 avg.) for the second game in a row vs. No. 5 Texas. He landed two of his punts inside the UT 20-yard line. Against North Texas, he landed two of his three punts inside the 20-yard line. He averaged 31.7 yards per kick against the Mean Green. He punted twice (33.0 avg.) in a road win at Alabama. He landed one of his punts inside the 20. He had four punts for an average of 43.5 yards per kick in the Razorbacks' Homecoming game against Auburn. He averaged 40+ yards for the first time in his career and boomed a 54-yard punt against the Tigers. He punted seven times for 326 yards and a 46.6 average against Florida. He also landed three of his seven punts inside the Gators' 20-yard line. He recorded three punts of 50+ yards or more vs. Florida, including a career-long 58 yarder. He had only one 50-yard punt entering the contest. He punted a season-high nine times for a 41.7 yard average against Ole Miss. He booted three 50+ yard punts including a long of 55 yards. He punted five times for 206 yards and an average of 41.2 yards per kick at Kentucky. He also had a punt blocked and returned for a touchdown against the Wildcats. He racked up 126 yards on three punts for a 42.0 yards per kick average in a win over South Carolina. He booted a 53-yard punt and landed his other two kicks inside the Gamecocks' 20-yard line (10, 12). He had only two punting opportunities in a 48-20 win over New Mexico State. His first snap turned into a team rush for -12 yards when he couldn't scoop up a low snap. His second attempt was a pooch punt that traveled 27 yards before going out of bounds at the Aggies' eight-yard line. He punted twice for 79 yards, including a long of 40, in a win over Mississippi State. He earned a 43.0-yard average on four punts against No. 3 LSU. He nailed a 51-yard kick against the Tigers. He also earned his first career rushing yardage when he was tackled for a 13-yard loss on a muffed punt attempt. He punted four times against Missouri in the Independence Bowl. He averaged 30.0 yards per kick and landed two of his punts inside the Tigers' 20-yard line.

HIGH SCHOOL CAREER: He was ranked as the nation's No. 43 kicker by Rivals.com. He was named first-team all-state by The Associated Press as a junior. He earned third-team all-state honors as a senior. He averaged 40 yards per punt for the 4A state championship team as a senior with a long punt of 60 yards. In the final six games of the year, including the state playoffs, he punted 12 times with opponents combining for only 11 punt return yards. Three of his final 12 punts were downed inside the opponent's 10-yard line, and three more inside the 20-yard line. He recorded six out of his final 12 punts inside the opponent's 20-yard line. He averaged 43.5 yards per punt as a junior with a long punt of 65 yards. He was the leading scorer for his prep basketball team as a senior. He was also the goalie on his high school soccer team. He once booted a free kick nearly 90 yards towards the opposing team's goal where it was headed in by a teammate for an extremely rare goalie assist. He was a high school teammate of UA center Jeremy Harrell. He was also recruited by Texas, Louisiana Tech, Baylor and Kentucky. He was listed in Dave Campbell's Texas Football Top 300.

PERSONAL: Born March 6, 1985, he is the son of Lois and Robert Skinner. He is enrolled in the Sam M. Walton College of Business and is majoring in business education. Skinner was a member of the Spring 2006 Lon Farrell Academic Honor Roll.

Jacob Skinner's Career Statistics

PUNTING	G/GS	No.	Yds	Lg	Avg.	I20	Blk
2003	13/0	52	2074	58	39.9	16	1
2004	6/0	29	1062	53	36.6	5	0
2005	11/0	50	2091	58	41.8	15	0
TOTAL	30/0	131	5227	58	39.9	36	1

Career Game by Game

2003										
Date	Opponent	Punts	Yards	Avg.	Lg	Blk	TB	FC	50+	I20
9/6	Tulsa	4	154	38.5	49	1	0	1	0	1
9/13	at Texas	4	154	38.5	49	0	1	1	0	2
9/20	North Texas+	3	95	31.7	42	0	0	1	0	2
9/27	at Alabama	2	66	33.0	38	0	0	0	0	1
10/11	Auburn	4	174	43.5	54	0	0	0	1	1
10/18	Florida	7	326	46.6	58	0	2	1	3	3
10/25	at Ole Miss	9	375	41.7	55	0	0	0	3	1
11/1	at Kentucky	5	206	41.2	49	1	2	0	0	0
11/6	South Carolina+	3	126	42.0	53	0	0	2	1	2
11/15	New Mexico St.	1	27	27.0	27	0	0	0	0	1
11/22	Miss. State	2	79	39.5	40	0	1	0	0	0
11/28	at LSU	4	172	43.0	51	0	0	1	1	0
12/31	vs. Missouri^	4	120	30.0	37	0	0	0	0	2

2004

Date	Opponent	Punts	Yards	Avg.	Lg	Blk	TB	FC	50+	I20
9/4	New Mexico St.	3	107	35.7	45	0	1	0	0	0
9/11	Texas	4	153	38.2	45	0	0	1	0	3
9/18	vs. ULM+	5	161	32.2	44	0	0	0	0	0
9/25	Alabama	7	261	37.3	46	0	1	2	0	2
10/2	at Florida	7	281	40.1	53	0	1	0	1	0
10/16	at Auburn	3	99	33.0	46	0	1	0	0	0
10/23	Georgia	DNP								
11/6	at South Carolina	DNP								
11/13	Ole Miss	DNP								
11/20	at Miss. State	DNP								
11/26	LSU+	DNP								

2005

Date	Opponent	Punts	Yards	Avg.	Lg	Blk	TB	FC	50+	I20
9/3	Missouri State	1	39	39.0	39	0	0	0	0	0
9/10	Vanderbilt	6	256	42.7	57	0	0	3	1	3
9/17	at USC	7	287	41.0	51	0	1	3	2	2
9/24	at Alabama	7	257	36.7	44	0	0	0	0	2
10/8	ULM+	2	91	45.5	48	0	0	1	0	1
10/15	Auburn	3	116	38.7	42	0	1	1	0	1
10/22	at Georgia	4	193	48.2	57	0	0	0	2	1
11/5	South Carolina	5	212	42.4	52	0	2	2	2	1
11/12	at Ole Miss	6	272	45.3	58	0	0	4	1	2
11/19	Miss. State+	2	82	41.0	46	0	0	2	0	0
11/25	at LSU	7	286	40.9	55	0	0	5	1	2

+ Little Rock, Ark.; ^ 2003 Independence Bowl

2006

UNIVERSITY OF ARKANSAS



HEZEKIAH SMITH
 TB, 6-0, 220, FR-RS
 Little Rock, Ark.
 (Sylvan Hills HS)

37

OUTLOOK: He saw extensive work in the spring with the UA reserves on offense scoring two touchdowns in three major spring scrimmages. He was the Hogs' third-leading rusher in the first major scrimmage of the spring earning 40 yards and a touchdown on nine carries. He had a long run of 14 yards. He was the leading rusher in the second spring scrimmage with 66 yards and a touchdown on 14 attempts. He scored on a 15-yard run. He had seven carries for a net of four yards against the UA first-team defense in the Red-White spring game. With a bevy of other talented running backs vying for playing time, he will likely have to wait his turn for an opportunity to play.





PLAYERS

RETURNING RAZORBACKS

2005: He made the team during open tryouts and worked with the UA scout team offense in his redshirt season.

HIGH SCHOOL CAREER: He was a three-year running back at Sylvan Hills High School under Coach Ron Sebastian. In addition to running duties, he also played linebacker, cornerback and safety. He is a two-time all-state honoree, a three-year all-conference performer, all-regional and a U.S. Army All-American nominee. As a sophomore, he racked up 106 tackles and was a two-time recipient of the Most Outstanding Offensive Player Award. He was also named to the Arkansas Top 20 list. He also lettered in basketball and track. In basketball, he was an all-conference and all-state selection and was selected to play for the Arkansas Wings, an AAU team.

PERSONAL: Born Jan. 29, 1987, he is the son of Hezekiah and Inez B. Smith. A member of the National Honor Society and the Spanish Honor Society, he is enrolled in the Fulbright College of Arts and Sciences and is majoring in biology.



MITCHELL SMITH
P, 5-11, 220, FR-RS
Bentonville, Ark.
(Bentonville)

OUTLOOK: He has shown some promising signs as a potential punter for the Razorbacks in the future. With Jacob Skinner entrenched as the starting punter for 2006, he will continue to work in a reserve role for the time being. He had one punt for 40 yards in Arkansas' Red-White spring game.

2005: He worked with the UA punters during his redshirt season.

HIGH SCHOOL CAREER: He earned letters as a fullback, linebacker and punter at Bentonville High School under Coach Gary Wear. He was a 5A all-state honoree, an all-conference honoree and was named All-Benton County twice.

PERSONAL: Born Jan. 20, 1987, he is the son of Rick and Lisa Smith. He is a member of the National Honor Society. He is enrolled in the Fulbright College of Arts and Sciences and is majoring in American studies.



MICHAEL SMITH
TB, 5-7, 170, FR-RS
Tallahassee, Fla.
(Rickards HS)

21

OUTLOOK: In the opening days of fall camp in 2005, he was competing neck-and-neck with fellow freshmen Darren McFadden and Felix Jones for playing time. After being temporarily sidelined with a pulled hamstring, McFadden and Jones moved ahead of him and went on to prolific freshman campaigns. Meanwhile, he utilized the redshirt season to get healthy and stronger. He was one of the Razorbacks' most pleasant surprises of the spring when he displayed a knack for catching the ball out of the backfield. He has shown similar athletic ability and potential as his fellow classmates at the tailback position. It is a log-jam at tailback, but his development will most likely dictate some regular snaps for the redshirt freshman. He is listed behind McFadden and Jones entering pre-season camp.

2005: He was a candidate to play as a true freshman, but a pulled hamstring sidelined him early in fall camp. By the time he was full-speed McFadden and Jones had already established their spots in the lineup. He used the 2005 campaign as a redshirt season.

HIGH SCHOOL CAREER: Despite being hampered by an ankle injury as a senior, he racked up more than 800 yards rushing and a total of 15 touchdowns for Coach Algie Hendreith. He also hauled in nearly 400 yards in receiving. He also racked up 979 yards and seven touchdowns as a kick returner. For his efforts, he was named to the first-team All-Big Bend squad. As a junior, he rushed for 1,413 yards and 20 touchdowns. He averaged 11.2 yards per carry in his junior campaign. He recorded a season-long rush of 93 yards and a season-long pass reception of 99 yards as a junior. He also returned three kickoffs and two punts for touchdowns before tearing his ACL in the final game of his junior campaign. He garnered honorable mention Class 3A All-State honors as well as earning first-team All-Big Bend recognition. He also was a baseball standout in high school. He batted .515 and swiped 31 bases as a junior. He had a max squat lift of 515 pounds, a max bench press of 295 pounds and a vertical leap of 34 inches. Rivals.com rated him the No. 13 all-purpose back in the nation and the No. 88 prospect in Florida. In addition to Arkansas, he was recruited by Purdue, Florida, LSU, Auburn and Northwestern.

PERSONAL: Born July 28, 1987, he is the son of Michael and Loretta Smith. He is enrolled in the Fulbright College of Arts and Sciences and is majoring in psychology.



MATT STOLTZ
MLB, 6-3, 238, SO-SQ
Little Rock, Ark.
(Pulaski Academy / LSU)

OUTLOOK: The former Pulaski Academy standout appeared in only one game last season for Arkansas after transferring from LSU. He picked up his game last spring with quality performances in all three of the Razorbacks' major spring scrimmages. He earned five tackles, including four tackles for loss (-12) and two sacks (-9) in the first scrimmage on April 1. He then responded with three tackles and a quarterback hurry a week later. In the Red-White spring game, he earned another three tackles and intercepted a pass. With an influx of talented freshmen linebackers coming to campus, he will fight for time as a reserve at mike linebacker in the fall.

2005: He played in one game for the Razorbacks, making an appearance against Louisiana-Monroe. He did not make a tackle against the Indians.

AT LSU: He spent one semester at LSU before transferring to Arkansas. He did not play for the Tigers. He worked at linebacker in practice during his redshirt season. After one semester with the Tigers, he returned to his home state to play for Arkansas. His father Mike had been diagnosed with cancer, and he wanted to be closer to his family. Due to the extenuating circumstances, the NCAA waived the transfer requirement of sitting out one year before gaining eligibility at another Division I-A institution.

HIGH SCHOOL CAREER: Despite missing seven games in his junior season due to injury, he recorded more than 400 tackles, including 58 for losses and 15 sacks during his prep career. He earned all-state, all-district and all-metro honors for Coach Kevin Kelley. As a senior he tallied 147 tackles (26 for losses), seven sacks and four forced fumbles in leading Pulaski Academy to its first state championship in school history. He also rushed 21 times for 134 yards and three scores. He earned 99 tackles and three fumble recoveries as a junior. He also rushed 15 times for 103 yards and two touchdowns. He led the state with 162 tackles as a sophomore. In 2003, he was named Arkansas' Gatorade Player of the Year and was a Landers Award finalist. He was a four-star Rivals recruit and was ranked as the No. 2 prospect in the state out of high school. Rivals also listed him in its Top 100 All-South list and as the No. 13 inside linebacker in the nation. He was rated as a five-star athlete and the No. 2 inside linebacker in the country by Max Emfinger. Tulsa World.Net listed him as the No. 1 inside linebacker in the

2006



RAZORBACK FOOTBALL



PLAYERS

RETURNING RAZORBACKS

nation. He also became the first Pulaski Academy student-athlete to receive a football scholarship from Arkansas. He was a member of the National Honor Society. In addition to Arkansas, he was recruited by LSU, Nebraska, Iowa, Virginia and Tennessee.

PERSONAL: Born Feb. 8, 1986. He is the son of Mike and Karen Stoltz. He is enrolled in the Sam M. Walton College of Business and is majoring in financial management.

Matt Stoltz' Career Statistics

TACKLES	G/GS	UA-A	Total	TFL-Yds	Sacks-Yds	PD	FF-FR	Int-Yds
2005	1/0	0-0	0	0-0	0-0	0	0-0	0-0
TOTAL	1/0	0-0	0	0-0	0-0	0	0-0	0-0



MASON TEMPLETON

TE, 6-7, 274, JR-2L
Burnet, Texas
(Burnet)

80

OUTLOOK: He is once again penciled in as one of Arkansas' primary tight ends for 2006. He owns five career starts in his first two seasons as a Razorback. He tied Jared Hicks for the most catches by a UA tight end last season when he hauled in three balls for 33 yards. He has also made a home on several of Arkansas' special teams' units. He has good hands and is a big target, but will need to continue to gain strength. He enters pre-season camp as the top reserve behind Wes Murphy at tight end and will likely be utilized liberally in the Hogs' two tight-end offensive sets.

2005: He was one of Arkansas' primary tight ends and a special teams' regular in 2005, appearing in all 11 games. He earned the starting nod at tight end in four games, including the first three contests of the season. He tallied three catches for 33 yards. His total tied Jared Hicks for the most catches by a UA tight end. He also helped pave the way for Arkansas' SEC-leading rushing attack. The Hogs averaged 216.9 yards per game on the ground to rank 12th in the nation in that category. On special teams, he was a member of both the punt coverage and PAT/field goal team. He also was a reserve on the kickoff return unit. He made one unassisted tackle on special teams. — He started the season opener against Missouri State and helped clear the path for three 100-yard rushers in the victory. His first catch of the season came in the SEC opener against Vanderbilt. He hauled in a 12-yard reception from UA quarterback Robert Johnson. He also graded out at 87 percent and recorded four knockdown blocks and one pancake against the Commodores. He started his third-consecutive game at tight end at No. 1 USC. He snared his second pass of the season at Alabama. The 13-yard completion netted the Razorbacks a first down in the second quarter of the conference game. He recorded two knockdown blocks vs. the Crimson Tide. He played but did not catch a pass against Auburn. He caught an eight-yard pass in the first quarter at No. 4 Georgia. He also earned a solo tackle on special teams against the Bulldogs. He appeared on special teams and as a reserve tight end but did not catch passes against South Carolina, Ole Miss, Mississippi State and LSU.

2004: He earned time in all 11 games, serving mainly as the top reserve behind Jared Hicks at tight end. He saw increased snaps late in the season while Hicks was slowed by a shoulder injury. He did see his first collegiate start in a two tight-end set at No. 16 Florida. He hauled in six balls for 64 yards for the season, including a career-long 21-yard reception against No. 12 LSU. He led UA tight ends with 31 knockdown blocks. He earned at least two knockdown blocks in eight of 11 games. He racked up five or more knockdown blocks in three contests. He averaged 2.81 knockdown blocks a game. -- He made one catch for 17 yards in his collegiate debut against New Mexico State. The 17-yard gain from Robert Johnson set up a UA touchdown in the third quarter. He also helped clear the way for 548 yards of total offense against the Aggies with three knockdown blocks. He played, but did not make a catch in a loss to No. 7 Texas. He made one catch for 10 yards in the Hogs' 49-20 win over Louisiana-Monroe. The Hogs racked up the 12th-best total offensive day in school history with 571 yards. He earned a season-high eight knockdown blocks against the Indians. He played extensively, but did not earn a catch in the Razorbacks' 27-10 win over Alabama. He garnered five knockdown blocks against the Crimson Tide. He earned his first collegiate start in a two tight-end set against No. 16 Florida. He recorded two knockdown blocks against the Gators. He also earned his first career tackle on an interception return against Florida. He hauled in one ball for four yards in a 38-20 road loss at No. 4 Auburn. He also tallied two knockdown blocks against

the Tigers. He did not make a catch in action against No. 6 Georgia. He did not make a catch, but earned a grade of 87 percent in blocking against South Carolina. He garnered one knockdown block against the Gamecocks. He graded out at 83 percent with six knockdown blocks and two pancakes in the Razorbacks' 35-3 win over Ole Miss. He helped Arkansas rack up 452 yards of total offense, including 297 yards rushing. He did not make a catch against the Rebels. He snared a career-high two receptions (8, 4) for 12 yards to help Arkansas to a 24-21 win at Mississippi State. He tallied two knockdown blocks and one pancake block against the Bulldogs. He was part of a blocking front that enabled De'Arrius Howard to rush for a career-high 125 yards in the victory. He snared a career-long 21-yard reception in the Hogs' season finale against No. 12 LSU. He also tallied a grade of 84 percent against the Tigers.

2003: He worked on the UA scout team offense in his redshirt campaign.

HIGH SCHOOL CAREER: TheInsiders.com ranked him as the No. 51 tight end in the nation. He snared 38 passes for 570 yards and 10 touchdowns as a senior. He had touchdown catches of 65 and 75 yards and helped lead his high school to a 14-1 record and a state runner-up finish in Class 3A in his final prep campaign. He was also a standout in basketball. He averaged a double-double in points and rebounds in basketball as a senior (20 points/15 rebounds). He was also recruited by Abilene Christian, Georgia Tech and UTEP. He was Max Emfinger's No. 9 tight end in Texas. He was a PrepStar Region IV honorable mention.

PERSONAL: Born Nov. 20, 1984, he is the son of Shelly and Buff Templeton. He was a member of the 2003-04 Lon Farrell Academic Honor Roll. He is enrolled in the Fulbright College of Arts and Sciences and is majoring in sociology.

Mason Templeton's Career Statistics

RECEIVING	G/GS	Rec	Yds	TD	Lg	Rec/G	Avg/C	Avg/G
2004	11/1	6	64	0	21	0.5	10.7	5.8
2005	11/4	3	33	0	13	0.3	11.0	3.0
TOTAL	22/5	9	97	0	21	0.4	10.8	4.4



LANCE THOMPSON

TE, 6-4, 235, SO-1L
Searcy, Ark.
(Searcy)

83

OUTLOOK: He got his first taste of game action last season when he played in four games as a reserve tight end. He was utilized primarily as a second tight end in multiple tight end offensive sets. He has battled through some knee problems, but has remained one of the hardest workers on the field. He is listed as a reserve at tight end behind Wes Murphy, Mason Templeton and Marc Winston.

2005: He played in four games in his redshirt freshman season as one of the Razorbacks' reserves at tight end. He logged time against Missouri State, Louisiana-Monroe, Auburn and Georgia. He did not make a catch in his limited playing time. He played eight snaps at offensive tackle in the Hogs' win over ULM.

2004: He spent his redshirt season working at tight end on the UA scout team offense.

HIGH SCHOOL CAREER: A two-way standout for Coach Danny Mallett, he tallied 57 tackles in his senior season. He also earned five sacks and recovered one fumble. He split time between tight end and defensive line. He was a high school teammate of fellow UA teammate Weston Dacus.

PERSONAL: Born Oct. 10, 1985, he is the son of Kerry and Rhonda Thompson. He was a member of the 2004-05 and Fall 2005 Lon Farrell Academic Honor Rolls. He is enrolled in the College of Education and Health Professions and is majoring in kinesiology with an emphasis on education. He was named a Hard Working Hog for the 2004-05 academic year.

Lance Thompson's Career Statistics

RECEIVING	G/GS	Rec	Yds	TD	Lg	Rec/G	Avg/C	Avg/G
2005	4/0	0	0	0	0	0.0	0.0	0.0
TOTAL	4/0	0	0	0	0	0.0	0.0	0.0





PLAYERS

RETURNING RAZORBACKS



ZAC TUBBS

OT, 6-6, 330, SR-2L
Cullman, Ala.
(Cullman HS)

69

OUTLOOK: He has had a tough road to hoe since breaking his ankle midway through the 2004 season. After starting the first five contests of that season, he has played in only one game since and has overcome several physical challenges. A blood clot after his initial injury only complicated matters. In 2005, he played only one game due to a high-ankle sprain. He was granted a medical hardship. He returned to the gridiron in the spring and showed a little rust after the long layoff. He has trimmed his frame down and has continued to round into the form he displayed in his first two-and-a-half seasons in a Razorback uniform. Athlon named him to its pre-season All-SEC third team offensive line. He enters fall camp as the Razorbacks' starting right tackle.

2005: A severe high-ankle sprain kept him on the sidelines for all but one game. He missed the first two games of the 2005 season before playing a majority of the USC game to spell injured teammate Jonathan Luigs at offensive guard. He was unable to continue the remainder of the season, however, and earned a medical redshirt giving him another year of eligibility.

2004: He started the first five games of the season at right tackle before suffering a season-ending injury in a middle drill during practice on Oct. 5. He underwent surgery on Oct. 13 to repair left fibula fractures with associated ankle ligament tears (broken ankle). His rehabilitation took a turn for the worse when he developed a blood clot in his leg. The clot then extended into his lungs causing him to be on breathing support. After a prolonged hospital stay, he returned to his rehabilitation. Before his injury, he racked up 18 knockdown blocks and graded out at 89 percent or better in three games. He posted a season-high 93.5 percent grade and registered six knockdowns against Louisiana-Monroe. -- He earned three knockdown blocks on 49 snaps in a season-opening win over New Mexico State. He was a part of a Razorback offense that posted 63 points and 548 yards of total offense against the Aggies. In 73 snaps against No. 7 Texas, he garnered a grade of 85 percent (81 run, 89 pass). He also tallied two knockdown blocks against the Longhorns. He earned six knockdown blocks in 66 snaps against Louisiana-Monroe. He helped pave the way for two 100-yard rushers and 571 yards of total offense. He earned a 91 percent grade on running plays and a 96 percent mark in passing situations against the Indians. He tallied a team-high five knockdown blocks in the Hogs' 27-10 win over Alabama. He played 62 snaps, earning a 86 percent grade in the running game and an 89 percent grade in the passing game. He earned two knockdown blocks on 78 snaps against No. 16 Florida. He earned a grade of 84 percent on passing plays against the Gators. He suffered a season-ending ankle injury (left fibula fractures with associated ankle ligament tears) in practice on Oct. 5 and did not play the rest of the season.

2003: A reserve at right tackle for a majority of the season, he started against Missouri in the Independence Bowl with the early departure of All-American Shawn Andrews. Along with his offensive line teammates, he was named to the College Football News' All-Bowl team after the Hogs racked up 300 yards rushing against the Tigers. He saw limited snaps behind the Outland Trophy and Lombardi Award finalist during the regular season. He played in all 13 games as a member of the Hogs' field goal and PAT unit. He also was the right tackle in the Razorbacks' "Refrigerator" package, in which Andrews lined up as a tailback. He saw seven snaps at right tackle in the Razorbacks' 38-28 upset of No. 5 Texas. He logged 13 snaps and earned three knockdown blocks in a non-conference win over North Texas. He played two snaps in UA's double-overtime win at Alabama. He played for one play against Auburn. In the Hogs' win over South Carolina, he manned the right tackle position on three offensive plays. Against New Mexico State, he played 19 snaps earning a grade of 90.5 percent. He carded an 81 percent grade in the running game and a perfect 100 percent in the passing game against the Aggies. He earned a season-high 23 snaps in a win over Mississippi State. He posted a total grade of 95 percent, including a perfect grade of 100 percent in passing situations, against the Bulldogs. He netted a 90 percent grade in the running game. He played two snaps in a road loss at No. 3 LSU. He made his first start of the season and the second start of his career at right tackle against Missouri in the Independence Bowl. He helped the Hogs set an Independence Bowl record with 300 yards rushing against the Tigers.

2002: As a true freshman, he made an appearance in all 14 games as a member of the PAT and field goal units. He also earned some snaps at offensive tackle, including a start against Louisiana-Lafayette. He garnered eight knockdown blocks on the season. He logged 38 snaps against South Florida and earned an 83 percent grade,

including a perfect 100 percent mark on passing plays. He also earned two knockdown blocks against the Bulls. He replaced an injured Shawn Andrews at right tackle in the first half at South Carolina. In 47 snaps against the Gamecocks, he tallied three knockdowns. In his first collegiate start against Louisiana-Lafayette, he graded out at 83 percent, including 96 percent on pass protection. He tallied two knockdowns against Minnesota in the Music City Bowl.

HIGH SCHOOL CAREER: He garnered nearly every honor available in his senior season, including being named to the Super 12 Alabama All-State team, the Alabama Sports Writers Association All-State squad, the Alabama Coaches' All-State team and the first-team 5A all-state squad. He was selected to the Mobile Register's "Elite 18" team as well as earning first-team all-region and all-county honors as a senior. He was a team captain and was voted as the most valuable lineman of the year on his prep squad in his final prep campaign. He was ranked as the No. 76 offensive lineman in the country by Max Emfinger and rated the nation's No. 97 offensive tackle by Rivals100.com. In high school, he recorded a 405-pound bench press and a 540-pound squat lift. He was also recruited by Kentucky, Ole Miss, Mississippi State and Alabama.

PERSONAL: Born May 14, 1984, he is the son of Kerry Lee and Calleigh Tubbs. His grandfather, Murray Trimble, played for Bear Bryant at the University of Alabama. He is enrolled in the College of Education and Health Professions and is majoring in business education. He was a member of the Fall 2005 Lon Farrell Academic Honor Roll.



COLIN TUCKER

OG, 6-4, 291, FR-RS
Richardson, Texas
(Pearce HS)

56

OUTLOOK: He is one of Arkansas' promising young offensive linemen coming through the ranks. He redshirted last season behind the Hogs' veteran offensive front. He reaped the benefits of additional snaps in spring practice. He has shown some grit early in his career, but will need to continue to develop in the weight room as well as on the field. He will likely pick up some snaps in his redshirt freshman season behind Stephen Parker and Chase Pressley at left guard.

2005: He worked with the UA scout team offense during his redshirt campaign.

HIGH SCHOOL CAREER: He helped guide his team to an 8-2 record in his senior season under Coach Bobby Reyes. In his junior campaign, he helped lead his team to an 8-4 record and a district co-championship. Rivals.com rated him as the No. 18 offensive guard in the nation. The same organization had him ranked as the No. 41 prospect in Texas and the No. 5 offensive lineman in the state. He was a high school teammate of UA defensive back Matt Harris at Pearce HS. His father, Rick, is a former Arkansas deep snapper who played under Lou Holtz. He was also recruited by LSU, UCLA, Alabama, SMU, Missouri, North Carolina and Ole Miss.

PERSONAL: Born Oct. 8, 1986, he is the son of Rick and Melissa Tucker. He is enrolled in the Sam M. Walton College of Business and is majoring in finance and banking. He was a member of the 2005-06 Lon Farrell Academic Honor Roll.



TONY UGOH

OT, 6-5, 300, SR-3L
Houston, Texas
(Westfield HS)

66

OUTLOOK: A veteran of 29 collegiate contests, he has been Arkansas' starting left tackle for the past two seasons. He has been instrumental in the Razorbacks' dominating rushing attack. He has all the physical tools to be one of the best offensive tackles in the SEC. The two-sport athlete missed portions of spring practice while

2006



RAZORBACK FOOTBALL





PLAYERS

RETURNING RAZORBACKS

competing in the discus for the UA track and field team. He appears primed for a career year as the Razorbacks' starter at left tackle.

2006 (Track and Field): He made five appearances in the indoor season competing in the weight throw. He marked a season-best throw of 59-0.75 at the New Balance Invite on Feb. 4, where he finished fifth, and finished a season-high second at the Razorback Invitational on Jan. 21 with a toss of 57-11.25. During the outdoor season, he competed in the discus on five occasions. He marked a season-best toss of 164-7 in his first meet of the season at the Texas Relays. He finished 12th in Austin. At the TCU Invitational, he earned his highest finish of the season, seventh, with a throw of 162-6. He ended the season with a 20th-place finish and a throw of 140-8.5 at the SEC Championships.

2005: A mainstay on the Hogs' offensive front, he started all 11 games at left tackle. He was a key contributor to the Razorbacks' SEC-leading 216.9 yards per game on the ground. The rushing average also ranked Arkansas 12th in the nation in that category. He cleared the way for 10 100-yard rushing performances and a 1,000-yard rusher (Darren McFadden). He also led the team in knockdown blocks with 64 and led the Razorbacks in that statistic in five games (Missouri State, USC, Alabama, Ole Miss and LSU). – He recorded a team-high 11 knockdown blocks and graded out at 87 percent on 67 snaps in the season opener against Missouri State. He helped three UA running backs gain 100-yards or more in the victory. He racked up a season-high 14 knockdowns on 74 snaps against Vanderbilt. He graded out at 90 percent in the SEC opener against the Commodores. He tallied five knockdown blocks at No. 1 USC. He graded out at 82 percent at Alabama and tied for the team lead with three knockdown blocks. He also made his second career tackle against the Crimson Tide. He played 59 snaps against Louisiana-Monroe, earning an 88 percent grade and six knockdown blocks. He graded out at 87 percent against Auburn, tallying one knockdown block against the Tigers. He had nine knockdown blocks in 72 snaps at No. 4, Georgia. He also netted a grade of 88 percent against the Bulldogs. He had two knockdown blocks and graded out at 90 percent on 73 snaps against South Carolina. He led the team with three knockdown blocks at Ole Miss, while grading out at a team-best 85 percent on 62 snaps. He helped clear the way for 247 yards rushing against Mississippi State. He graded out at 86 percent on 67 snaps with four knockdown blocks. He also made a tackle against the Bulldogs. He finished the season with a team-high six knockdown blocks at No. 3 LSU.

2005 (Track and Field): He competed in the throwing events for Arkansas, and his best performance came at the SEC Indoor Championships when he registered a personal-best and school-record mark of 60-4.50 for seventh place in the shot put. His two points helped Arkansas claim its 12th indoor league title. During the outdoor campaign he regionally qualified in the discus with a career-best throw of 172-01 at the Penn Relays and moved up to fourth on UA's all-time top 10 list.

2004: He started 10 of 11 games at left tackle for the Razorbacks. He missed the Georgia game after recovering from kidney stones. He averaged an 87.7 percent grade on running plays and a 92.3 percent on passing plays on the campaign. He graded out at 91 percent or better in six of 10 contests. He collected 42 knockdown blocks in 10 games of action for an average of 4.2 knockdowns a contest. He earned four or more knockdowns in seven of 10 games, including seven of his last eight contests of the season. He helped the Hogs boast the second-best rushing offense in the SEC and the 22nd-best rushing attack in the nation with an average of 187.4 yards per game. – In 44 snaps against New Mexico State, he earned three knockdown blocks and an overall grade of 91 percent (92 run, 90 pass). The Hogs racked up 548 yards against the Aggies. He garnered a team-best grade of 97 percent with one knockdown block against No. 7 Texas. He graded out at 97 percent in both the running and passing games. He recorded eight knockdown blocks and helped the Hogs rack up 571 yards of total offense against Louisiana-Monroe. He posted 96 percent and 95 percent grades, in run blocking and pass blocking, respectively. He logged 66 snaps against the Indians. He earned a 91 percent overall grade on 62 snaps against Alabama. He garnered a team-high 93 percent grade on rushing plays and an 89 percent mark on passing plays. He also racked up four knockdown blocks against the Crimson Tide. He earned a team-high grade of 88 percent and recorded a team-best four knockdown blocks in the Hogs' loss to No. 16 Florida. He graded out at 80 percent in the running game and 96 percent on passing plays. He logged 56 snaps and graded out at 87 percent in the passing game in the Razorbacks' 38-20 loss to No. 4 Auburn. He earned a team-leading six knockdown blocks against the Tigers. He did not play against No. 6 Georgia after suffering a bout with kidney stones earlier in the week. He returned to the starting lineup at left tackle against South Carolina. He logged 72 snaps, garnering a grade of 90.5 percent against the Gamecocks. He graded out at 89 percent in the run game and 92 percent in the passing game against USC. He also tallied a team-high four knockdown blocks against the Gamecocks. He racked up five knockdown blocks and recorded a grade of 87.5 percent in Arkansas' 35-3 win over Ole Miss. He charted at 85 percent in the running game and 90 percent in the passing game against the Rebels. He helped the Hogs rack up 452 yards of total offense, including 297 rushing yards, in the conference win. He logged 79 snaps in the Razorbacks' 24-21 win over Mississippi State. He earned a grade of 92 percent (94 run, 90 pass) and three knock-

downs against the Bulldogs. He was part of a blocking front that helped De'Arrius Howard rush for a career-high 125 yards. He posted an 88 percent mark, including a 97 percent clip on passing plays, in the Hogs' season finale against No. 12 LSU. He recorded four knockdown blocks and also made a tackle against the Tigers.

2004 (Track and Field): He competed in only one meet in the spring. On April 10, he threw 140-05 in the discus to finish in seventh place at the John McDonnell Invitational.

2003: He appeared in eight games with most of his action coming late in the season. In fact, he played in Arkansas' final seven games. He logged 21 snaps in the Razorbacks' non-conference win over North Texas. He graded out at 87.5 percent, including a perfect 100 percent rating on pass plays. He saw limited snaps against Ole Miss and Kentucky. He was on the field for nine plays against South Carolina. Against New Mexico State, he played 14 snaps and earned two knockdown blocks. He played a season-high 25 snaps and graded a perfect 100 percent in a 52-6 win over Mississippi State. He garnered five knockdown blocks against the Bulldogs. He took the field for some snaps late against LSU and in the Independence Bowl against Missouri.

2003 (Track and Field): He joined John McDonnell's squad in time for the outdoor season as he competed in the discus throw at six meets. His best mark came at the SEC Championships where he threw for 155-00 and an 11th-place showing.

2002: He played against Boise State and South Florida before injuring his knee. He was awarded a medical hardship for his abbreviated season.

HIGH SCHOOL CAREER: A prep football standout, he was rated as the No. 5 offensive tackle in the country by Rivals100.com and the No. 64 prospect overall out of high school. USA Today listed him as one of the top 125 players in the country. Tom Lemming's Prep Football Report rated him the No. 32 player in Texas while the Houston Chronicle listed him in the top 100. He was rated as Texas' No. 13 player by David Garvin's Heartland Recruiting. Insiders.com placed him as the No. 83 overall prospect and the No. 10 offensive lineman in the nation. Max Emfinger rated him as the No. 10 offensive lineman in the nation. He was also recruited by Florida, Arizona, Texas, Oklahoma and Florida State.

PERSONAL: Born Nov. 17, 1983, he is the son of Tony and Olu Ugoh. He was named to the 2003 SEC Academic Honor Roll. He was a member of the 2002-03 Lon Farrell Academic Honor Roll. He is enrolled in the Sam M. Walton College of Business and is majoring in administrative management.



JOSE VALDEZ
OT, 6-6, 304, SO-SQ
St. Francis, Wis.
(St. Francis) **78**

OUTLOOK: He is one of the Razorbacks' rising stars along the offensive front. He played in only one game last year, but will likely earn more playing time in 2006. He took advantage of extra snaps in the spring when starter Tony Ugoh was competing in track and field. He is athletic and has good speed for an offensive lineman. He will press Ugoh for playing time at left tackle.

2005: He played in the season opener against Missouri State, but did not return to the field for the remainder of the season. He earned an 88-percent grade on nine snaps against the Bears. He also tallied one knockdown block in his limited playing time.

HIGH SCHOOL CAREER: He earned all-state honors on both offense and defense as a senior for Coach Doug Sarver. He helped lead his prep squad to a 12-2 record and a state runner-up finish. He played offensive tackle and defensive end in high school. He was part of a team that finished 8-3 in his junior season. He was ranked as the No. 6 player in Wisconsin and the No. 57 offensive tackle in the country by Rivals.com. He also played basketball in high school where he was a three-year starter at center. He had a max bench press of 350 pounds and a 475-pound max in the squat lift. He was also recruited by Wisconsin, Michigan, Northern Illinois, Ball State, Indiana and Central Michigan.

PERSONAL: Born Dec. 13, 1986, he is the son of Daniel and Marina Valdez. He is enrolled in the Fulbright College of Arts and Sciences.

2006

UNIVERSITY OF ARKANSAS





PLAYERS

RETURNING RAZORBACKS



BRIAN VAVRA

K, 5-11, 175, SO-1L
Bentonville, Ark.
(Bentonville)

52

OUTLOOK: He handled all but three of Arkansas' 61 kickoffs last season earning 13 touchbacks in the process. He also helped his own statistical cause by making four tackles after his kicks. If he is healthy, he is expected to fulfill the kickoff specialist role again in 2006. Last summer, he underwent surgery to repair a sports hernia. If he fully recovers, as expected, he will be the man teeing it up on kickoffs for the Razorbacks this fall.

2005: He played in all 11 games, serving as the Razorbacks' kickoff specialist. He kicked 58 times and tallied 3,530 yards in the process. He earned 13 touchbacks. He also garnered four special teams' tackles on the season. – In the season opener against Missouri State, he recorded eight kickoffs. Five of his kicks landed inside the five-yard line. Against Vanderbilt, he tallied two touchbacks on five kickoffs. All five of his kickoffs landed inside the Commodores five-yard line, including three coming down at the goal line or in the end zone. He earned four kickoff opportunities against No. 1 USC. Heisman trophy winner Reggie Bush fielded a pair of kickoffs at the five and eight-yard lines but was only able to net 16 combined yards in returns. He earned one touchback on four kickoffs at Alabama. He was busy in the Razorbacks' non-conference win over Louisiana-Monroe kicking off six times. He earned one touchback against the Indians. He netted two touchbacks and one tackle on four kickoffs against Auburn. Three of his five kickoffs against No. 4 Georgia landed at the goal-line or one-yard line. One of those kicks resulted in a touchback. He had three kickoffs in the first half against South Carolina. Two of them landed within five yards of the goal-line, including one touchback. He landed all five of his kickoffs inside the five-yard line, including three kicks at the goal-line in the Razorbacks' win at Ole Miss. He earned one touchback against the Rebels. He racked up a season-high three touchbacks on a season-high nine kickoffs in Arkansas' 44-10 win over Mississippi State in Little Rock. Six of his nine kickoffs against the Bulldogs came down at the goal-line. He tallied one touchback on five kickoffs in the season finale at No. 3 LSU. He garnered his fourth tackle of the season on one of his kickoffs.

HIGH SCHOOL CAREER: He was an all-conference and all-state kicker for Coach Gary Wear and set a school record with a 52-yard field goal at Bentonville.

PERSONAL: Born Sept. 2, 1984, he is the son of Marty and Sherlon Vavra. He was a member of the 2004-05 and the 2005-06 Lon Farrell Academic Honor Rolls. He was also named a Hard Working Hog for the 2004-05 academic year. He is enrolled in the College of Education and Health Professions and is majoring in kinesiology with an emphasis in teaching.

Brian Vavra's Career Statistics

KICKOFFS	No.	Yards	Avg.	TB	OB
2005	58	3530	60.9	13	0
TOTAL	58	3530	60.9	13	0



DARIUS VINNETT

CB, 5-9, 162, SR-1L
St. Rose, La.
(Destrahan HS / West Hill [Calif.] College)

4

OUTLOOK: He was Arkansas' most-proven cornerback heading into the 2005 season, but persistent knee tendonitis limited his campaign to three games. He earned a medical redshirt and will take another shot at his senior season in 2006. He has recovered nicely from surgery and essentially gives the Razorbacks another returning starter at left cornerback behind Chris Houston. He will rotate in and out of the lineup on a regular basis and will be a key component of Arkansas' nickel and dime packages.

2005: He played in only three games before being sidelined with chronic knee tendonitis. He started the first two games of the season against Missouri State and Vanderbilt. He came off the bench against No. 1 USC. In only three games, he racked up 14 tackles including 10 solo stops. He provided one of the most exciting plays of the season when he scooped up a fumble and raced 44 yards for a touchdown against Missouri State. – He opened the season with a strong effort in the Razorbacks' win over Missouri State. He racked up six tackles (four solo) and returned a fumble 44 yards for a touchdown. When teammate Sam Olajubutu thumped a Bears' wide receiver and forced a loose ball, he snatched the football and ran for the second-quarter touchdown. He earned five solo tackles and one quarterback hurry in the conference opener against Vanderbilt. He came off the bench at No. 1 USC and earned three tackles. He also knocked away a pair of Matt Leinart passes.

2004: He started 10 of 11 games for the Razorbacks at the boundary cornerback position. The Hogs didn't open with a boundary corner against Texas. His 54 tackles ranked fifth on the squad. He earned 2.5 tackles for loss (-11), three pass deflections and one fumble recovery. He earned four or more tackles in nine of 11 games, including the last six contests. He garnered 37 tackles in the final seven contests. He tallied a career-high eight tackles in wins over Alabama and Mississippi State. – He racked up four tackles, including three solo stops, in the Hogs' season-opening win over New Mexico State. He tallied four solo tackles and his first career tackle for loss (-1) against No. 7 Texas. He made three solo stops and a tackle for loss (-3) in the Razorbacks' 49-20 win over Louisiana-Monroe. He earned a career-high eight tackles and a pass deflection in the Hogs' 27-10 win over Alabama. His diving, one-handed pass deflection prevented a touchdown on an Alabama post pattern on the first drive of the second half. He also filled in for an injured Chris Houston as a gunner on the punt coverage unit. He made two tackles on punt coverage, including one for loss (-1). He registered one solo and one assisted tackle in a loss to No. 16 Florida. He tallied three solo and three assisted tackles in a 38-20 road loss to No. 4 Auburn. He posted six tackles, including five solo stops, in the Hogs' 20-14 loss to No. 6 Georgia. He also recovered a fumble on the Bulldogs' first offensive drive and returned it four yards. He tallied three solo stops and an assisted tackle in the Razorbacks' 35-32 loss at South Carolina. He tallied four tackles and one pass deflection in the Razorbacks' 35-3 win over Ole Miss. He tied a career high with eight tackles (six solo) in Arkansas' 24-21 win at Mississippi State. He also earned a pass deflection against the Bulldogs.

JUNIOR COLLEGE CAREER: After a standout high school career, he played two years at West Hill College for Coach Mark Gritton. He was rated No. 55 among non-high school prospects by Rivals.com. As a sophomore at WHC, he made 56 tackles, 10 pass deflections, three forced fumbles, one interception and one fumble recovery. He returned kicks and averaged 23.4 yards per attempt. He earned all-conference honors twice and was named a Junior College Academic All-American after earning a 3.6 grade-point average.

HIGH SCHOOL CAREER: He prepped at Destrahan High School in South Louisiana where he had 130 tackles, seven interceptions, 16 passes broken up and three fumble recoveries as a senior on a 10-0 club. He was also recruited by Louisville, Mississippi State, San Jose State and Southern Miss.

PERSONAL: Born Sept. 30, 1984, he is the son of Stanley and Dorothy Vinnett. He is enrolled in the Fulbright College of Arts and Sciences and is majoring in sociology. He was named a Hard Working Hog for the 2004-05 academic year.

Darius Vinnett's Career Statistics

TACKLES	G/GS	UA-A	Total	TFL-Yds	Sacks-Yds	PD	FF-FR	Int-Yds
2004	11/10	33-21	54	2.5-11	0-0	3	0-1	0-0
2005	3/2	10-4	14	0-0	0-0	2	0-1	0-0
TOTAL	14/12	43-25	68	2.5-11	0-0	5	0-2	0-0



CEDRIC WASHINGTON

FL, 6-0, 200, SR-3L
Bryan, Texas
(Bryan)

10

OUTLOOK: He is a veteran with big-play capability. Arkansas coaches hope that his senior season will be a breakout. He was the Razorbacks' starting flanker last season, earning 27 catches for 365 yards and a touchdown. Blessed with great quickness, he appears

2006



RAZORBACK FOOTBALL





PLAYERS

RETURNING RAZORBACKS

to have finally transitioned to wide receiver after signing with Arkansas as a quarterback in 2002. If he can develop more consistency, he could be a perfect compliment to Marcus Monk at split end. He enters fall camp as the Razorbacks' starter at flanker.

2005: The Hogs' primary flanker in 2005, he played in 10 games, including gaining a starting nod in seven contests. He missed the Louisiana-Monroe game due to a hamstring injury. He ranked third on the squad with 27 catches for 365 yards and one touchdown. He averaged 13.5 yards per catch, second only to Marcus Monk's 13.6 yard average. Of his 27 catches, 15 receptions went for first downs. He recorded at least one catch in nine of his 10 games, including multiple catches in eight contests. He also completed one pass for 45 yards against No. 3 LSU. - He made two catches for 13 yards and one first down against Missouri State and followed that with two grabs for 23 yards and a first down vs. Vanderbilt. He tied his career high with five catches against USC for 63 yards. Four of his five receptions netted Arkansas first downs. At Alabama, he made one catch for seven yards. He missed the ULM game with a hamstring injury. He returned from the injury against Auburn to catch three passes for 58 yards, including a 26-yard reception and a pair of first-down snags. He started but failed to make a reception for the first time all season at No. 4 Georgia. He grabbed three balls for a season-best 73 yards against South Carolina. His 47-yard reception from UA quarterback Casey Dick against the Gamecocks was at the time the longest pass play of the season for the Hogs. He tallied two first-down catches against South Carolina. He snared three catches for 53 yards in the Hogs' 28-17 win at Ole Miss including a pair of 20-yard gains. All three of his receptions moved the chains for the Razorback offense. He caught three passes for 22 yards in the Hogs' home win over Mississippi State in Little Rock. He tied a season and career high with five catches for 53 yards and a touchdown in the season finale against No. 3 LSU. His first touchdown catch of the season came on a 29-yard strike from Casey Dick in the third quarter. He tallied two first-down receptions against the Tigers. He also helped set up another Arkansas touchdown when he passed 45 yards to fullback Peyton Hillis in the fourth quarter. The play set up the Razorback offense at the LSU four-yard line.

2004: He was one of the Razorbacks' top all-purpose players, earning time as a wide receiver and as a kick returner. He played in all 11 games and started five contests at flanker. He earned starting nods against Texas, Alabama, Georgia, Ole Miss and Mississippi State. He was third on the squad with 17 receptions for 284 yards. He averaged 16.7 yards per catch this season. He made at least one catch in eight of the Hogs' 11 games. He did not earn a reception against South Carolina, Ole Miss and LSU. He snared a career-high five passes for 101 yards against Mississippi State. He rushed six times for 17 yards on the season. He earned at least one rushing attempt in six of 11 contests. He led the squad with 11 kickoff returns for 204 yards. He had a long return of 34 yards. He racked up 40 or more all-purpose yards in seven of 11 games. - He hauled in two passes for 50 yards, including a 19-yard touchdown pass from Robert Johnson in the season opener against New Mexico State. His other reception was a 31-yard gain from Matt Jones that set up an Arkansas touchdown. He also rushed for -1 yard against the Aggies. He made one catch for 27 yards against No. 7 Texas. His 27-yard catch came late in the fourth quarter to move Arkansas into scoring position. He caught one pass for five yards and rushed for two yards against Louisiana-Monroe. He also returned a kickoff for 34 yards against the Indians. He made two catches for 45 yards, including a 41-yard reception from Matt Jones, in the Razorbacks' 27-10 win over Alabama. He pulled his career-long reception (41 yards) away from two Crimson Tide defenders. He also returned two kickoffs for 32 yards in the conference win. He made two catches for 29 yards, including a 22-yard reception to set up a fourth quarter touchdown, in the Razorbacks' 45-30 loss at No. 16 Florida. He also returned two kickoffs for 27 yards against the Gators. He hauled in a career-high three catches for 23 yards, including a 16-yard gain, against No. 4 Auburn. He also returned two kickoffs for 40 yards against the Tigers. He caught one pass for four yards and rushed for minus two yards in a loss to No. 6 Georgia. He also returned three kickoffs for 56 yards, including a 21-yard gain, against the Bulldogs. For the first time all season, he did not earn a catch at South Carolina. He did return one kickoff for 15 yards against the Gamecocks. He earned one rush for six yards on an option play in the Hogs' 35-3 win over Ole Miss. The Hogs went on to score on the drive. For the second straight week, he did not earn a reception in the victory over the Rebels. He turned in a career day in the Razorbacks' 24-21 win over Mississippi State. He caught five passes for 101 yards, tallying the first 100-yard receiving game of his career. He made a diving 44-yard catch to set the Hogs up for a touchdown in the second quarter. All five of his catches went for first downs with three of them coming on third down conversions. He also rushed once for -7 yards against the Bulldogs. He did not earn a reception or a return in the Hogs' season finale against No. 12 LSU.

2003: A reserve at flanker, he saw most of his time as the Hogs' primary kickoff return man in 2003. He led the Razorbacks with 25 kickoff returns for 497 yards. He averaged 19.9 yards per kick return, which ranked seventh in the SEC and 85th in the nation. He made one catch for 17 yards and carried the ball four times in his redshirt freshman season. He played against Tulsa, but did not make a catch while at flanker. He turned in one of the biggest plays of the game in Arkansas' 38-28 win over No. 5

Texas. After UT had closed the UA lead to 28-21 on the first play of the fourth quarter, he raced 57 yards on his first-ever kickoff return. The Hogs scored on the ensuing drive and held on for the victory. He played, but did not earn statistics in a win over North Texas. He returned three kickoffs for 61 yards, including a 31-yard return on the game's opening kickoff at Alabama. He was taken down for a loss of 14 yards on his first career rushing attempt against Auburn. He was the final ball carrier in a flea flicker, but was dropped before he could make a pass. He returned two kickoffs for 49 yards with a long return of 29 yards against Florida. He snared his first career reception for 17 yards in a road loss at Ole Miss. He also returned three kickoffs for 45 yards against the Rebels. He earned 72 yards on four kickoff returns in the Hogs' 71-63 seven-overtime win at Kentucky. He returned two kickoffs for 44 yards in a 28-6 win over South Carolina. He returned four kickoffs for 74 yards, including a 34-yard return against New Mexico State. The 34-yard return was the second-longest of his career. He also earned his second career rushing attempt, gaining two yards on a reverse. He returned four kicks for 45 yards, including a long return of 23 yards against No. 3 LSU. He earned his first career start at flanker against the Tigers and rushed for two yards on a reverse on the Hogs' initial offensive play. He returned two kickoffs for 48 yards in a 27-14 win over Missouri in the Independence Bowl. He also rushed once for minus two yards and threw an incomplete pass on a reverse against the Tigers.

2002: He spent his first season in Fayetteville working at quarterback on the UA scout team. He also saw some snaps at wide receiver.

HIGH SCHOOL CAREER: He earned District 16-AAAA Most Valuable Player honors after throwing for 1,300 yards and seven touchdowns as a senior. He also rushed for 800 yards and 12 touchdowns in his senior campaign. He was highly rated by nearly every recruiting service out of high school. He was rated Texas' No. 70 football player by Heartland Recruiting. Max Emfinger ranked him as the No. 7 athletic passing quarterback and the No. 29 overall quarterback in the nation. He was tabbed as the No. 14 dual-threat quarterback in the nation by Rivals100.com. He played wide receiver as a junior. He was also recruited by Oklahoma State, Baylor and Texas A&M.

PERSONAL: Born June 5, 1984, he is the son of John and Sue Washington. His home in Bryan is near Kyle Field and the Texas A&M campus. He is enrolled in the Fulbright College of Arts and Sciences and is majoring in sociology.

Cedric Washington's Career Statistics

RUSHING	G/GS	Att	Yds	TD	Lg	Avg/C	Avg/G
2003	13/1	4	-12	0	2	-3.0	-0.9
2004	11/5	6	7	0	9	1.2	0.6
2005	10/7	0	0	0	0	0.0	0.0
TOTAL	34/13	10	-5	0	9	-0.5	-0.1

RECEIVING	Rec	Yds	TD	Lg	Rec/G	Avg/C	Avg/G
2003	1	17	0	17	0.1	17.0	1.3
2004	17	284	1	44	1.5	16.7	25.8
2005	27	365	1	47	2.7	13.5	36.5
TOTAL	45	666	2	47	1.3	14.8	19.6



DALLAS WASHINGTON

FS, 6-0, 212, SO-1L
Douglasville, Texas
(Atlanta HS)

43

OUTLOOK: After playing in all 11 games as a true freshman, he spent the 2005 campaign on the shelf in a redshirt season. He will start the fall at free safety, but could be moved if the Razorbacks need depth at other positions. His first opportunity to return to the field will likely be on special teams where he played on a regular basis in 2004.

2005: He worked on his mechanics at free safety in his redshirt season.

2004: He appeared in all 11 games as a reserve in the secondary and on special teams. He racked up 14 tackles, including seven solo stops, in his true freshman campaign. He tallied three of his tackles on special teams. He earned at least one tackle in five of 11 contests. He made a career-high three tackles against No. 16 Florida. He tied for the team lead with two fumble recoveries. He led the Hogs in fumble return yardage with 31 yards. He ranked tied for fourth in the SEC with





PLAYERS

RETURNING RAZORBACKS

0.18 fumble recoveries per game. -- He returned a fumble for 21 yards and earned an assisted tackle in his first collegiate game against New Mexico State. He returned the fourth-quarter fumble to the NMSU 16-yard line. Arkansas scored on the ensuing drive to ice a 63-13 win over the Aggies. He played, but did not earn a tackle against Texas, Louisiana-Monroe and Alabama. He tallied a career-best three tackles, all solo, in extended playing time against No. 16 Florida. Most of his secondary action came in the second half of the Hogs' 45-30 loss to the Gators. He did not make a tackle in action against No. 4 Auburn. He played against No. 6 Georgia, but did not earn statistics. He did not make a tackle against South Carolina. He made three tackles and earned his second fumble recovery of the season in the Razorbacks' 35-3 win over Ole Miss. He returned a fumble 10 yards to halt a prospective Rebels' scoring drive at the Hogs' 18-yard line in the fourth quarter. He played, but did not earn a tackle in Arkansas' 24-21 road win at Mississippi State. He tallied an assisted tackle in the Hogs' loss to No. 12 LSU.

HIGH SCHOOL CAREER: He is a standout product from the same high school that produced former Razorbacks Randy Garner and DeCori Birmingham. He had 80 tackles, four interceptions, five punt returns for touchdowns, 316 yards receiving and 268 rushing yards in his senior season for Coach Ben Schamberg. He helped his team go 12-4 and capture the Class 3A Division II state championship. He returned two punts for touchdowns in a 34-0 win in the state championship game. He played against fellow Razorback Mattered Richardson in that contest. His scores were from 90 and 79 yards on punt returns in that game. He earned all-state honors at defensive back and as a kick returner. An All-Texas selection at DB (all classifications), he was also named one of the top 25 athletes in Northeast Texas. His track teams won state titles his sophomore and junior years. He was also recruited by Purdue, TCU, Texas A&M and SMU.

PERSONAL: Born Sept. 9, 1985, he is the son of Victor and Vernell Rowe. He is enrolled in the Fulbright College of Arts and Sciences and is majoring in sociology. Washington was named a Hard Working Hog and was a member of the Spring 2006 Lon Farrell Academic Honor Roll.

Dallas Washington's Career Statistics

TACKLES	G/GS	UA-A	Total	TFL-Yds	Sacks-Yds	PD	FF-FR	Int-Yds
2004	11/0	7-7	14	0-0	0-0	0	0-2	0-0
TOTAL	11/0	7-7	14	0-0	0-0	0	0-2	0-0



JOHN WEST

SS, 6-2, 193, JR-TR
Milwaukee, Wis.
(Oak Creek HS / N. Dakota St.
College of Sciences)

35

OUTLOOK: The only Razorback newcomer to take part in spring practice, he was penciled in as a starter at strong safety before even arriving on campus. The junior college transfer encountered a bumpy transition to the Division I-A level as he struggled to find a groove in spring workouts. He was auditioned at free safety, but UA coaches decided to keep him at strong safety. He will need to continue to make improvement to help the Razorbacks in the secondary. He is listed behind Randy Kelly at strong safety on the pre-season depth chart.

JUNIOR COLLEGE CAREER: He was a NJCAA All-American after racking up 50 tackles and two interceptions for Coach Mike Beagle at North Dakota State College of Sciences. He helped lead his team to a 35-10 win over Joliet (Ill.) Junior College in the Graphic Edge Bowl. In his freshman campaign, he tallied 74 tackles, three interceptions, five pass break-ups and two fumble recoveries. He played at Oak Creek (Wis.) High School. Rivals.com ranked him as the No. 51 junior college prospect in the nation. He was also recruited by Iowa State, Minnesota, Kansas State and Missouri.

PERSONAL: Born Oct. 14, 1984, he is the son of John H. and Vernice West. He is enrolled in the Fulbright College of Arts and Sciences and is majoring in sociology.



DESMOND WILLIAMS

FS, 6-2, 207, SO-1L
Euless, Texas
(Trinity HS)

34

OUTLOOK: He is on the move from strong safety to free safety in an effort to bolster that position in the UA secondary. He played in nine games last season with most of his playing time on special teams. He will open fall camp as a reserve behind starting free safety Michael Grant. He will most likely retain his special teams' responsibilities as well in 2006.

2005: He played in nine games in his redshirt freshman campaign. He played in each of the first nine games of the season. He was a member of the UA punt return and kickoff coverage squads. He also saw reserve snaps at strong safety. He earned one solo tackle on the season. His stop came against No. 4 Georgia.

2004: He worked at free and strong safety on the UA scout team defense during his redshirt season.

HIGH SCHOOL CAREER: He racked up 74 tackles and five interceptions for Coach Steve Lineweaver in his senior season at Trinity High School. He returned a punt and an interception for touchdowns. He was selected to the AAAAA all-state second team. He was ranked as the No. 20 player in the Metroplex by The Dallas Morning News. He was also rated No. 48 overall among players in Texas by Rivals.com. The same outlet placed him No. 27 among the nation's defensive backs. He was listed as one of the nation's "Super Prospects" by CollegeSports.com. He was rated as the No. 60 prospect in Texas by SuperPrep. He was a member of The Fort Worth Star-Telegram's top area 75 and state's top 100 listing. The Dallas Morning News had him ranked as the No. 59 prospect in the state. The Waco Tribune rated him among the state's top 100 players. He was also recruited by Texas A&M, LSU, Arizona and Arizona State.

PERSONAL: Born Aug. 25, 1985, he is the son of Lawrence Williams and Tammy Major. He is enrolled in the Fulbright College of Arts and Sciences and is majoring in sociology.

Desmond Williams' Career Statistics

TACKLES	G/GS	UA-A	Total	TFL-Yds	Sacks-Yds	PD	FF-FR	Int-Yds
2005	9/0	1-0	1	0-0	0-0	0	0-0	0-0
TOTAL	9/0	1-0	1	0-0	0-0	0	0-0	0-0



MARC WINSTON

TE, 6-5, 262, SO-1L
Little Rock, Ark.
(Parkview HS)

88

OUTLOOK: A former prep standout at Little Rock Parkview, he is still looking to make his mark on the collegiate level. He played in five games last season and made two catches for three yards in his play at tight end. He has the size and hands to be an effective target, but will need to bolster his blocking skills to provide a more physical offensive bookend. He showed some signs of improvement in the spring and will help the Razorbacks in multiple tight-end sets in 2006. He is listed behind Wes Murphy and Mason Templeton at tight end on the pre-season depth chart.

2005: He got his first taste of collegiate football experience in five games for the Razorbacks. He appeared in four of the first five contests (Missouri State, Vanderbilt, USC and Louisiana-Monroe) and in the next-to-last game of the year (Mississippi State). He made two catches for three yards on the season. -- He made a catch in his first collegiate game against Missouri State. The first-quarter recep-

2006



RAZORBACK FOOTBALL





PLAYERS

RETURNING RAZORBACKS

tion from UA quarterback Robert Johnson was officially recorded as a no gain. He played against Vanderbilt and USC, but didn't earn a reception. He tallied his first receiving yardage as a Razorback on a three-yard gain in the Hogs' non-conference win over Louisiana-Monroe.

2004: He worked at tight end on the UA scout team offense during his redshirt season.

HIGH SCHOOL CAREER: He was named to The Associated Press' Super Team after making 20 catches for 204 yards as a senior. He was also a key run blocker in the Patriots' offense under Coach Earnest McGee and was his team's MVP. He was listed as one of the nation's "Super Prospects" by CollegeSports.com. Max Emfinger had him rated as the No. 18 tight end in the nation. He was ranked as the No. 6 prospect in Arkansas by SuperPrep and The Morning News. Rivals.com had him ranked as the No. 26 tight end in the nation and the No. 6 prospect overall in Arkansas. He was also one of Arkansas' top basketball prospects and earned all-state honors. He was a high school teammate of fellow UA player Jamaal Anderson. He played AAU basketball with current UA wide receiver Marcus Monk. He was also recruited by Florida, Duke, Virginia Tech, Iowa, Mississippi State and Stanford.

PERSONAL: Born Nov. 8, 1985, he is the son of William and Tammy Winston. His father Billy was a tight end at Arkansas (1986-89) under Ken Hatfield. His uncles Rodney (1988-90) and Dennis (1973-75) also played at Arkansas, and Dennis played professionally for both the Steelers and Saints. Dennis was also an assistant coach (1997) with the Razorbacks. Marc was a member of the 2004-05 Lon Farrell Academic Honor Roll. He is enrolled in the College of Engineering and is majoring in transportation. He was named a Hard Working Hog for the 2004-05 academic year.

Marc Winston's Career Statistics

RECEIVING	G/GS	Rec	Yds	TD	Lg	Rec/G	Avg/C	Avg/G
2005	5/0	2	3	0	3	0.4	1.5	0.6
TOTAL	5/0	2	3	0	3	0.4	1.5	0.6



KANE WOMMACK


FB, 6-0, 213, FR-RS
Columbia, S.C.
(Fayetteville [Ark.] HS)

OUTLOOK: A dedicated student of the game, he spent his redshirt season working at fullback on the UA scout team. He comes by his love of football naturally. He is the son of former UA defensive coordinator and current South Carolina assistant coach Dave Wommack. He will continue to hone his skills in hopes of making a move up the depth chart at fullback or gaining a spot on special teams.

2005: He worked on the UA scout team offense during his redshirt season.

HIGH SCHOOL CAREER: He earned letters playing tight end and linebacker at Fayetteville High School for Coach Daryl Patton. He was a team captain and was voted "Mr. Bulldog" by his teammates. He led the team to the 2003 5A West Conference team championship.

PERSONAL: Born April 19, 1987, he is the son of Dave and Leslie Wommack, both UA graduates. His father, who played football at Missouri Southern (1974-78), is an assistant football coach at South Carolina and is a former UA defensive coordinator. Kane is enrolled in the Fulbright College of Arts and Sciences and is majoring in political science.



KEVIN WOODS

FS, 5-10, 195, JR-2L
Memphis, Tenn.
(Fairley HS)

3

OUTLOOK: He has served the Razorbacks as a seasoned special teams player and a reserve strong safety in his first two seasons of action. Arkansas coaches are hopeful that he can translate his game experience into much-needed depth at free safety. He played well down the stretch in 2005, earning five tackles in the Hogs' win over Mississippi State. He has a good grasp of the Hogs' defensive scheme. He will put that knowledge to work as the top reserve behind Michael Grant at free safety. He will also make an encore appearance on a host of UA special teams' units.

2005: He earned his second-straight letter after playing in all 11 games as a sophomore. He saw some time in the secondary and was a constant on a number of UA special teams' units. He took the field for the Hogs on the punt, punt return, kickoff coverage and kickoff return teams. He was fifth on the squad with six special teams' tackles. He garnered a total of 12 stops with six of those coming as solo tackles. He also earned a quarterback hurry. – He logged time on special teams and strong safety in the Razorbacks' season-opening win over Missouri State. He earned a pass break-up against the Bears. He earned his first tackle of the season with an assisted stop against Vanderbilt. He didn't make a tackle at No. 1 USC, but tallied one solo stop at Alabama the following week. He garnered two solo stops in the Razorbacks' non-conference win over Louisiana-Monroe. He played against Auburn and Georgia, but did not earn statistics. He registered an assisted tackle against South Carolina. He netted two tackles (one solo) in the Razorbacks' first SEC win of the season at Ole Miss. He posted the second-best tackle total of his career with a five-tackle effort against Mississippi State. Only his six-tackle performance at LSU in 2004 ranks higher on his single-game list. He concluded the season without a tackle at No. 3 LSU.

2004: He logged time as a reserve outside linebacker and on special teams in all 11 games. He finished the season with 23 tackles, including 12 solo stops. He made at least one tackle in 10 of 11 games. He recorded a season-high six tackles against No. 12 LSU. On special teams, he earned one tackle and blocked a punt. His blocked punt against New Mexico State resulted in a UA touchdown. – In his first collegiate game, he blocked a punt that was returned for a touchdown by teammate Chris Houston in a season-opening win over New Mexico State. He was credited with a 17-yard punt return for the yardage gained on the deflection. He made two tackles and was credited with a half TFL (0) in a loss to Texas. He tallied an assisted stop against Louisiana-Monroe. He earned four tackles, including three solo stops, in a 27-10 win over Alabama. He was also credited with a pass deflection against the Crimson Tide. He earned an assisted stop against No. 16 Florida. He earned two tackles (one solo) in the Hogs' 38-20 loss at No. 4 Auburn. He made one assisted stop in a home loss to No. 6 Georgia. He tallied two solo stops against South Carolina. He made three tackles in the Razorbacks' 35-3 win over Ole Miss. He tallied one assisted stop to help Arkansas to a 24-21 win at Mississippi State. He posted a season-high six tackles, including the first sack of his career (-9) in the Hogs' season-ending loss to No. 12 LSU. Four of his six tackles were of the solo variety.

2003: He worked with the UA scout team defense during his redshirt season.

HIGH SCHOOL CAREER: He was named the Memphis Defensive Player of the Year as a senior. He made 82 tackles as a senior safety for Fairley High School. He tallied 11 sacks and four interceptions in his senior season. He also spent time at wide receiver, running back and punt returner. He returned a punt for a touchdown as a senior. He was also recruited by Louisville, Arkansas State and Memphis.

PERSONAL: Born Oct. 17, 1984, he is the son of Shari Woods. He is enrolled in the College of Education and Health Professions and is majoring in kinesiology with an emphasis in teaching.

Kevin Woods' Career Statistics

TACKLES	G/GS	UA-A	Total	TFL-Yds	Sacks-Yds	PD	FF-FR	Int-Yds
2004	11/0	12-11	23	1.5-9	1.0-9	1	0-0	0-0
2005	11/0	6-6	12	0-0	0-0	1	0-0	0-0
TOTAL	22/0	18-17	35	1.5-9	1.0-9	2	0-0	0-0





PLAYERS NEWCOMERS



57

FREDDIE BARNETT

DT – JR – 6-2 – 300 – Texarkana, Ark.
(Arkansas HS / Trinity Valley CC)

40-yard dash: 5.0 — He originally signed with Arkansas in 2004 before attending Trinity Valley Community College. He earned 2005 preseason first-team JC Gridwire All-America honors as a sophomore for Coach Mark Sartain. He helped lead his team to a conference and regional title and a berth in a bowl game. As a sophomore, he recorded 30 tackles with two sacks in helping the Cardinals go 9-3 with conference and regional titles. TVCC topped Northeast Mississippi, 24-14, in the Pilgrim's Pride Bowl Classic. In his freshman season, he was named as the 2004 Southwest Junior College Conference Defensive Player of the Year. He also earned all-league honors in his first season at Trinity after he racked up 51 tackles and six sacks. He also earned a spot on the school's honor roll in both semesters. A standout at Texarkana High School for Coach Bill Keopple, he earned a spot on The Associated Press Arkansas Super Team and the Arkansas Democrat-Gazette All-Arkansas Team as a senior. He was also selected to the Arkansas NBC People's Choice team. He tallied 60 tackles including 15 tackles for loss and eight sacks as a senior. He also blocked five kicks in his final prep campaign. He played in only five games as a junior due to a sprained knee injury. He was named the Arkansas Democrat-Gazette Defensive Player of the Year as a sophomore after racking up 97 tackles, including 49 unassisted stops, and eight sacks. He also forced three fumbles and recovered two fumbles. He also earned first-team all-conference honors as a sophomore. He benched 400 pounds and earned a squat lift of 550 pounds in high school. He was nominated to participate in the Down Under Bowl in Australia. Rivals.com rated him as the No. 20 junior college prospect in the country. Following his senior year in high school (2003), Rivals.com tabbed him as the No. 5 prospect in Arkansas while HawgSports.com ranked him as the No. 4 player in the state. Max Emfing ranked him as the No. 17 nose tackle in the country out of high school. He was rated as the No. 42 defensive tackle in the nation and the No. 4 recruit in Arkansas by Rivals.com in 2004. At the same time, SuperPrep rated him as the No. 4 prospect in Arkansas and The Morning News rated him as the No. 7 prospect in the state. He also ranked as the No. 91 overall prospect and the No. 12 defensive tackle in the nation by The Insiders.com. He was listed as one of the nation's "Super Prospects" by College Sports.com following his final prep campaign. His nickname is "Big Train." He has a 450-pound bench press and can squat 600 pounds. His brother, Brandon, signed with Arkansas in 2005, but instead enrolled at Butler County [Kan.] Community College. He was also recruited by Washington State, Miami (Fla.) and Southern California as a junior college player. He was also recruited by LSU, Missouri, Miami and UCLA out of high school. Born March 23, 1985, he is the son of John and Betty Larry.



26

RAMON BROADWAY

CB – FR – 5-9 – 185 – Shreveport, La.
(Evangel Christian Academy)

40-yard dash: 4.35 — He was named to the first-team Louisiana Sports Writers Association all-state team for Coach Dennis Dunn after helping the Eagles win the 1A state championship only a year removed from the school winning a state title at the 5A level. The school was forced to 1A because of state regulations regarding enrollment. The cornerback was a four-year starter at Evangel and earned first-team all-state 1A honors from the Baton Rouge Advocate. The same outlet also recognized him as an Advocate Super Dozen honorable mention selection. He was named to the Shreveport Times All-Area team and the Monroe News-Star All-Louisiana team. He was also recognized as one of the state's top prospects by The Times-Picayune in New Orleans. In one game in his senior season, he returned a kickoff 75 yards for a touchdown and an interception for 64 yards and a score. He also scored a two-yard touchdown on the ground in the same game. He totaled seven kick returns for touchdowns as a senior. Against the No. 1 team in the state, he returned the opening kickoff 98 yards for a touchdown. He was part of a state championship squad that finished 11-3 as a junior. He made five catches for 18 yards. He also returned three kickoffs for 70 yards and had 28 tackles, including three tackles for loss (-23), and an interception. He played with fellow UA signees Ben Cleveland, London Crawford and Damian Williams in the Max Emfing All-Star Game in Shreveport, La., following his senior season. He was ranked as the No. 48 overall prospect out of Louisiana by Dandy Don's Top Prospects. He earned a 36-inch vertical jump as a prepster. He was also recruited by a number of schools including Michigan, Northwestern, Southern Miss, Louisiana Tech and Louisiana-Monroe. Born Dec. 20, 1987, he is the son of William and Odessa Jackson.



86

BEN CLEVELAND

TE – FR – 6-4 – 248 – Springdale, Ark.
(Springdale HS)

40-yard dash: 4.6 — He was named to the 2005 Arkansas Super Team by The Associated Press at tight end. He was also named to the Arkansas Democrat-Gazette All-Arkansas team as a tight end. He also played linebacker/defensive end for the Bulldogs. As a senior, he caught 23 passes for 338 yards and five touchdowns. On defense, he made 64 tackles as an end, including 39 solo stops. He was teammates with fellow UA signees Mitch Mustain, Andrew Norman and Damian Williams at Springdale High School and played under former SHS head coach and current Arkansas offensive coordinator Gus Malzahn. His high school squad went 14-0 and won the state championship in his senior season. His final prep squad was also ranked No. 2 in the nation by one national high school poll. As a junior, he caught 17 passes for 242 yards and three touchdowns. He broke his collarbone midway through his junior season and saw limited action in the playoffs. He played in the Max Emfing All-Star Game in Shreveport, La., following his senior season. He joined fellow UA signees Ramon Broadway, London Crawford and Damian Williams in the all-star game. He was ranked as the No. 22 tight end in the nation and the No. 3 prospect in Arkansas by Scout.com. HawgSports.com ranked him as the No. 5 overall prospect in Arkansas. Rivals.com ranked him as the No. 7 prospect in Arkansas and the No. 36 tight end in the nation. HawgSports.com rated him as the No. 5 player in Arkansas. His father, Rick, played football at Cowley County [Kan.] Community College, the University of Colorado and briefly in the National Football League with the Denver Broncos. Ben was also recruited by Florida, Iowa, Colorado, Colorado State, Michigan State, Virginia and Mississippi State. Born May 27, 1987, he is the son of Rick Cleveland and Helen Wilson.



2

LONDON CRAWFORD

FL – FR – 6-3 – 205 – Mobile, Ala.
(Davidson HS)

40-yard dash: 4.4 — He finished his senior season with 31 receptions for 837 yards and seven touchdowns in 10 games for Coach Fred Riley. He also returned kickoffs for his prep squad. He was held out of three games in his senior campaign with a hairline fracture in his toe. He made 21 catches for 546 yards and six touchdowns as a junior. He averaged 26.0 yards per reception in his junior season. Scout.com ranked him as the No. 30 wide receiver in the nation and the No. 11 player overall in Alabama. He was tabbed as the No. 24 prospect in Alabama by Rivals.com. He played with fellow UA signees Ramon Broadway, Ben Cleveland and Damian Williams in the Max Emfing All-Star Game in Shreveport, La. A track standout, he was the anchorman on his high school's 4x100 relay team. He can bench press 300 pounds and squat 400 pounds. He was also recruited by LSU, Auburn, Alabama, LSU, Louisville, Miami (Fla.) and Southern Miss. Born Oct. 19, 1986, he is the son of James McCord and Dana Crawford.



40

ADRIAN DAVIS

SLB – FR – 6-4 – 200 – Rosenberg, Texas
(Terry HS)

40-yard dash: 4.55 — He earned all-state honors as a safety after leading his team with 132 tackles and seven interceptions as a senior for Coach Tim Teykl. He tallied three interceptions in a game against Santa Fe. He missed his entire junior season with a knee injury. He was a starter at defensive back as a sophomore. His cousin Michael Lewis is the starting safety for the Philadelphia Eagles and is teammates with former Razorback All-American offensive tackle Shawn Andrews. He was also recruited by Utah, SMU, Texas A&M, Oklahoma State, Sam Houston State and Texas State. Born Feb. 1, 1988, he is the son of Albert and Bridgett Davis.



45

WENDEL DAVIS

WLB – FR – 6-1 – 210 – Sweeny, Texas
(Sweeny HS)

40-yard dash: 4.6 — He prepped for Coach Tommy Zajicek at Sweeny and helped lead his squad to the playoffs for the first time in five years. He earned all-state, all-district and all-county honors for the Bulldogs in his junior season. Rivals.com ranked him as the No. 43 linebacker in the nation and the No. 34 linebacker in Texas. The same outlet ranked him as the No. 74 overall prospect in Texas. He was ranked as the No. 90 linebacker in the nation and the No. 83 overall prospect in Texas by Scout.com.

2006



RAZORBACK FOOTBALL



PLAYERS NEWCOMERS

The Dallas Morning News ranked him as the No. 87 prospect in the state. He is a close friend of Sweeny native and current Razorback defensive back Shedrick Johnson. He selected Arkansas over Arizona, Houston, Oklahoma State, SMU, UTEP and Tulsa. Born Aug. 16, 1988, he is the son of Felicia Mayberry.



73

RAY DOMINGUEZ
OT – FR – 6-5 – 260 – Bainbridge, Ga.
(Bainbridge HS)

40-yard dash: 4.9 — He played both at offensive tackle and tight end in high school for Coach Greg Guy, but will concentrate solely on the offensive line at Arkansas. He earned a blocking percentage rate of 89.8 percent in his senior season on his way to all-district honors. He recorded 51 knockdown blocks and 12 pancakes as a senior. He was a high school teammate of fellow Razorback signee Malcolm Sheppard at Bainbridge High School. He also competed in basketball during his high school career earning all-district honors as a junior. Scout.com ranked him as the No. 84 player in Georgia. He recorded a 325-pound bench press in high school. He was also recruited by Florida State, South Carolina, Southern Miss, Alabama-Birmingham, Central Florida and Marshall. Born July 12, 1988, he is the son of Juan and Cynthia Dominguez.



ALLEN GARDNER
TE – FR – 6-6 – 210 – Dallas, Texas
(Carter HS)

40-yard dash: 4.5 — He played at both wide receiver and tight end for Coach Allen Wilson. He made 12 receptions for 310 yards and six touchdowns as a senior. He helped his team to an 11-1 record and a second-round state playoff berth in the state's largest classification (5A). He was a high school teammate of fellow Arkansas signee DeMarcus Love. He was also recruited by Michigan State, Kansas State, Kansas, Colorado State and UTEP. Born April 19, 1987, he is the son of Anthony and Angela Gardner.



42

CHIP GREGORY
SLB – FR – 6-4 – 215 – Allen, Texas
(American Heritage Academy)

40-yard dash: 4.4 — He earned third-team 2005 preseason All-Texas honors from Dave Campbell's Texas Football prior to his senior season. He led the Stars to a 12-1 record and the TAPPS state championship. In the 27-20 win over Cedar Hill (Texas) Trinity Christian, he tallied two interceptions and one touchdown. He rushed 35 times for 503 yards and seven touchdowns as a senior. He also hauled in 13 catches for 274 yards and four scores. He finished third on his team in scoring with 66 points. As a junior, he spent time at free safety and cornerback on defense, wide receiver on offense and logged extensive time on special teams. He earned 70 tackles and three interceptions on his way to all-state honors. Offensively, he tallied 287 yards and three touchdowns on 36 carries. He also earned 201 yards and three touchdowns on 16 receptions. He helped lead his team to a 9-3 record and a berth in the state semifinals. He attended Plano (Texas) East High School as a freshman before transferring to Carrollton (Texas) American Heritage Academy and playing for Coach Bob Giesey. The Dallas Morning News ranked him as the No. 40 player on its all-area team and the No. 91 overall prospect in the state of Texas. Rivals.com ranked him as the No. 58 athlete in the nation. The same outlet also ranked him as the No. 91 prospect in Texas. He was named all-district in basketball as a junior after averaging 16.2 points per game. He earned all-state honors in track and field as a member of the 4x400-meter relay team. He has a 39-inch vertical leap and can squat 500 pounds. He has four younger brothers. He was also recruited by Arizona, Kansas State, Notre Dame, Oklahoma State and Texas A&M. Born Nov. 25, 1987, he is the son of Chip Sr. and Gwendolyn Arnold.



76

JIM HART
OT – FR – 6-6 – 295 – Pocahontas, Ark.
(Pocahontas HS)

40-yard dash: 5.2 — His senior season at offensive tackle was cut in half when he suffered an ACL and MCL injury after seven games. He did not play the rest of the season for Coach Dave Williams but helped jump start his prep squad to a 5-0 start before he was injured. Prior to his senior season, The Jonesboro Sun named him the Best Under the Sun (local top 25 players listing). As a junior, he racked up 85 pancake



blocks as a tight end in earning all-conference and all-region honors. He helped lead his team to a 9-2 record in his junior campaign. As a sophomore, he earned honorable mention all-conference honors. He competed in basketball in his freshman and sophomore years in high school. He was selected to play in the Max Emfinger All-Star Game in Shreveport, La., but did not play due to the injury suffered in his senior season. He was ranked as the No. 3 prospect in Arkansas by Rivals.com and the No. 4 player in the state by HawkSports.com. He was also ranked as the No. 19 offensive lineman in the nation by Rivals.com. Ranked the No. 81 offensive lineman in the nation by Scout.com, he was also rated as the No. 4 overall prospect by Scout.com and Hawks Illustrated. He has recorded a 350-pound bench press and a 42-pound squat lift. He was also recruited by Mississippi State, Tennessee, Ole Miss, Duke, Vanderbilt and Notre Dame. Born April 1, 1988, he is the son of Jimmie Hart and Bridget Tedder.



31

MATT HEWITT
SS – JR – 6-3 – 208 – Englewood, N.J.
(Dwight Morrow HS / Alfred State CC)

40-yard dash: 4.55 — He was an honorable mention NJCAA All-America selection and a first-team All-Northeastern Conference selection as a sophomore at Alfred State for Coach Mick Caba. He earned defensive player of the week honors twice as a sophomore. He made 87 tackles and one sack as a sophomore in only eight games to lead the Northeast Football Conference with an average of 10.9 stops per game. He also averaged 6.9 yards per punt return. He helped ASCC finish 5-5 in 2005. As a freshman, he led the league with 103 tackles while adding four interceptions and three fumble recoveries. His brother, Chris, was a two-time All-Conference USA defensive back at the University of Cincinnati and played four years in the NFL with the New Orleans Saints. He now serves as the director of speed and skill development at Rutgers University. He was also recruited by Purdue, Michigan State and Illinois. Born July 24, 1986, he is the son of Horace and Magdalene Hewitt.



65

DeMARCUS LOVE
OG – FR – 6-5 – 295 – Lancaster, Texas
(Carter HS)

40-yard dash: 5.1 — He was a starter at offensive tackle as a sophomore before being moved to offensive guard for his junior and senior seasons. As a senior, he helped his team to an 11-1 record and a second-round state playoff berth in the state's largest classification (5A). Rivals.com ranked him as the No. 57 offensive lineman in the country. Rivals.com also rated him as the No. 99 overall prospect in Texas. He was recognized as the No. 69 offensive lineman in the nation and the No. 97 overall player in Texas by Scout.com. He was also tabbed as the No. 68 prospect on the Dallas Morning News All-Area team. He was a high school teammate of fellow Arkansas signee Allen Gardner for Coach Allen Wilson. He was also recruited by Kansas, Arizona, UTEP and Kansas State. Born March 7, 1988, he is the son of Martin and Marcia Reise.



16

MITCH MUSTAIN
QB – FR – 6-3 – 205 – Springdale, Ark.
(Springdale HS)

40-yard dash: 4.7 — He was the Gatorade, USA Today and Parade Magazine National Player of the Year after leading Springdale High School to a perfect 14-0 season and a state championship. He also captained the Bulldogs to three wins over nationally-ranked opponents and a No. 2 ranking in one national poll for his former high school coach and the Razorbacks' new offensive coordinator Gus Malzahn. He was named to the 2005 Arkansas Super Team by The Associated Press, All-Arkansas by the Arkansas Democrat-Gazette, the player of the year by The Morning News of Northwest Arkansas and the state's co-offensive player of the year with high school teammate Damien Williams by the Democrat-Gazette. He was named to the EA Sports first-team All-America squad. He was teammates with fellow UA signees Williams, Ben Cleveland and Andrew Norman at Springdale High School. As a senior, he completed 190-of-270 passes for an Arkansas Class 5A single-season record 3,817 yards with 47 touchdowns and only six interceptions. He also ran for 141 yards and seven touchdowns on 30 rushing attempts and was sacked only twice. As a junior, he was 139-of-222 for 2,169 yards and 20 touchdowns as Springdale posted a 12-1 record and reached the Class 5A semifinals. He threw only five interceptions in 222 attempts. He rushed for 350 yards and 14 touchdowns despite missing more than 20 quarters of play due to his squad's blowout wins. He was the starting quarterback for the West team in the U.S. Army All-American Bowl in San Antonio, Texas. Scout.com ranked him as the top quarterback and the No. 10 overall prospect in the nation. He





PLAYERS NEWCOMERS

was a first-team All-American and a five-star prospect according to Scout.com. He was the No. 1 player in Arkansas as ranked by *Hawgs Illustrated* and *HawgsSports.com*. *Rivals.com* ranked him as the No. 2 pro-style quarterback in the nation and the No. 1 prospect in Arkansas. The same outlet ranked him as the No. 10 overall player in the country. He was one of 27 five-star prospects as selected by *Rivals.com* and a member of the *Rivals100* and *Rivals250* teams. He was ranked as the country's No. 2 prospect in the Student Sports FAB 50 rankings. Tom Lemming Recruiting rated him as the No. 3 prospect in the nation. Recruited by nearly every program in the country, he chose Arkansas over Notre Dame, Tennessee, Army, Michigan, Miami (Fla.) and Alabama. Born Feb. 27, 1988, he is the son of Beck Campbell.



82

ANDREW NORMAN
FL – FR – 6-2 – 180 – Springdale, Ark.
(Springdale HS)

40-yard dash: 4.5 — He earned all-state honors after tallying 63 receptions for 1,189 yards and 11 touchdowns as a senior for former Springdale head coach and current Arkansas offensive coordinator and wide receivers coach Gus Malzahn. His high school squad went 14-0 and won the state championship in his senior season. His final prep squad was also ranked No. 2 in the nation by one national high school poll. He finished his career as Springdale High School's all-time leading receiver. He was teammates with fellow UA signees Mitch Mustain, Ben Cleveland and Damian Williams. Norman, who averaged 18.9 yards per reception, was named first-team All-Arkansas by the *Arkansas Democrat-Gazette*. As a junior, he tallied 43 catches for 535 yards and five touchdowns. He averaged 12.5 yards per catch in his junior campaign. For his efforts, he earned all-conference honors and was named to the KFSM Super Team. He also played basketball for the Springdale Bulldogs. He played AAU basketball with Houston Nutt III, the son of Arkansas head coach Houston Nutt. He also played baseball for the Bulldogs earning co-defensive player of the year awards as a sophomore on the diamond. He was ranked as the No. 5 prospect in Arkansas and the No. 49 wide receiver in the country by *Rivals.com*. *HawgsSports.com* tabbed him as the No. 8 overall player in Arkansas. *Scout.com* rated him as the No. 92 wide receiver in the nation. The same outlet ranked him as the No. 7 prospect in Arkansas while *Hawgs Illustrated* had him as the No. 6 prospect in the state. He was also recruited by Michigan State, Kansas, Indiana and Louisville. Born May 5, 1987, he is the son of Robert and Debbie Norman.



27

JERELL NORTON
CB – FR – 6-1 – 180 – Cedar Hill, Texas
(Cedar Hill HS)

40-yard dash: 4.38 — He was named the District 7-5A Offensive Player of the Year after helping Coach Joey McGuire's club win the district title. It was the first district championship for CHS in 25 years. He spent a majority of his time at wide receiver, but did play three games at quarterback and logged some time at cornerback. He earned player of the week honors from the *Dallas Morning News* in the first week of his senior campaign. He also earned district player of the week honors seven times in his final prep campaign. For the year, he ran for 997 yards and 16 touchdowns, passed for 532 yards and three scores, and caught 46 passes for 859 yards and seven touchdowns. He also had two interceptions. He helped his team to the state playoffs. He was also recruited by Iowa, Texas A&M, Baylor, Kansas, Oklahoma State, SMU, Arizona, TCU and Tulsa. Born, Jan. 10, 1988, he is the son of Clarence Norton.



41

RYAN POWERS
WLB – FR – 6-2 – 200 – Athens, Ala.
(Tanner HS)

40-yard dash: 4.5 — He was a two-way starter for Coach Laron White at Tanner High School. As a senior, he led his prep squad to the third round of the state playoffs and was named as an honorable mention all-district selection. The *Decatur Daily* named him to its all-area squad. He racked up 503 yards and six touchdowns in his first seven games as a senior. He was selected as his squad's most valuable offensive and defensive player in his senior season. His prep squad also made the state playoffs in his junior campaign. He earned state runner-up honors as a junior in the 200 meters with a time of 22.4 seconds. He clocked in at 10.8 seconds in the 100-meter dash and finished third at the state track meet as a junior. He was born in England while his father was in the Air Force. He chose Arkansas over Southern Miss, Alabama and Memphis, among others. Born June 22, 1988, he is the son of Riley and Phyllis Powers.



19

CARLTON SALTERS
FL – FR – 6-0 – 185 – Tallahassee, Fla.
(North Florida Christian HS)

40-yard dash: 4.5 — He was a three-sport star at North Florida Christian High School competing in football, basketball and baseball. His high school also produced 1991 Heisman Trophy runner-up quarterback Casey Weldon of Florida State. As a senior, he caught 26 passes for 600 yards and 16 touchdowns for Coach Pete Walker. He averaged 23.1 yards-per-catch in his final prep campaign in leading his team to the state playoffs. In his junior campaign, he tallied 38 catches for 898 yards and six scores. He registered a 23.6 yards-per-catch average. He made 26 catches for 340 yards and two touchdowns as a sophomore. He also starred on the baseball diamond for NFCHS. He posted a .412 batting average as a right fielder for his prep team as a junior and has been recruited by several schools as a Division I baseball prospect. He was tabbed as the nation's No. 55 wide receiver by *Scout.com* and the No. 11 player in Florida by the same outlet. *Rivals.com* ranked him as the No. 65 prospect in Florida and the No. 69 wide receiver in the nation. He was also recruited by Miami (Fla.), Clemson, Maryland, Auburn, Alabama, Louisville and Wake Forest. Born Sept. 15, 1987, he is the son of Larry and Mary Salters.



98

DONNELL SANDERS
DE – FR – 6-3 – 225 – College Park, Ga.
(North Clayton HS)

40-yard dash: 4.7 — He suffered a torn ACL in the second game of his senior season and missed the rest of the campaign for Coach Donald Shockley. As a junior, he made 70 tackles, including 14 tackles for loss and 12 sacks. He earned all-area and all-county honors for his efforts. He was ranked as the No. 31 weakside defensive end in the nation by *Rivals.com*. He was also rated as the No. 51 overall preseason prospect in Georgia by the same outlet. He posted a 35-inch vertical jump at the Nike Camp in Athens, Ga., in the summer preceding his senior season. He recorded a 300-pound bench press and a 450-pound squat lift as a prepster. He was also recruited by Virginia Tech, Kansas State, Georgia Tech, Clemson, Southern Miss, Akron and Kent. Born Jan. 25, 1988, he is the son of Donnell Sr. and Kimberly T. Sanders.



54

MALCOLM SHEPPARD
DL – FR – 6-2 – 250 – Bainbridge, Ga.
(Bainbridge HS)

40-yard dash: 4.8 — He racked up 64 tackles, 15 sacks and one interception in 11 games as a senior for Coach Greg Guy. He helped lead his squad to a playoff berth in his senior campaign. *Rivals.com* ranked him as the No. 62 defensive end in the nation. He was the No. 93 prospect in Georgia per *Scout.com*. He was a high school teammate of fellow Razorback signee Ray Dominguez at Bainbridge High School. He chose Arkansas over Southern Miss, South Carolina, South Florida, Alabama-Birmingham, East Carolina and UCF, among others. Born Feb. 13, 1988, he is the son of Ricky and Evelyn Sheppard.



36

VAN STUMON
MLB – FR – 6-3 – 238 – North Little Rock, Ark.
(North Little Rock HS)

40-yard dash: 4.6 — Primarily a defensive end and running back in high school, he will make the change to linebacker as a Razorback. The Associated Press named him to the 2005 Arkansas Super Team and he was the *Arkansas Democrat-Gazette's* state defensive player of the year. As a senior, he recorded 64 tackles with seven sacks for Coach Bryan Hutson. He also had five fumble recoveries, returning two for touchdowns in leading his team to the state quarterfinals. He also rushed for nearly 1,000 yards in his final prep campaign. Prior to his final high school campaign, he attended the Houston Nutt football camp and was named the outstanding camper. As a junior, before being double and triple-teamed, he made 106 tackles including 32 tackles for loss. He played at both defensive end and linebacker in his junior season. In addition, he rushed for more than 800 yards on the offensive side of the ball. He also participated in basketball and track and field in high school. He was ranked as the No. 4 prospect in Arkansas by *Rivals.com* and as the No. 9 linebacker in the nation by the same outlet. He was also a member of the *Rivals250* team. *Scout.com* ranked him as

2006



RAZORBACK FOOTBALL



PLAYERS NEWCOMERS

the No. 8 prospect in Arkansas. Both *Hawgs Illustrated* and *HawgSports.com* rated him as the No. 3 prospect in Arkansas. He was recruited by a number of schools and chose Arkansas over Purdue, Iowa, Ole Miss and Notre Dame. Born, Nov. 15, 1987, he is the son of Melvin and Carla Robinson.



94

CHRIS WADE
DE – JR – 6-6 – 255 – Broken Arrow, Okla.
(Broken Arrow HS / Northeastern Okla. A&M)

40-yard dash: 4.7 — He will have three years to play two seasons at Arkansas. He was named as a NJCAA second-team All-American as a sophomore at NEO for Coach Jeff Alexander. He also earned All-Southwestern Junior College Conference honors. Wade racked up 60 tackles and six sacks in nine games before being sidelined with a knee injury. He helped NEO go 9-3 with a victory in the Dalton Defenders Bowl. He signed with Missouri out of high school. He was also recruited this year by Arizona State, Baylor, Missouri and Kansas State. Born Aug. 30, 1985, he is the son of Preston and Gloria Thomas.



81

MARQUES WADE
SE – FR – 6-4 – 185 – Ellenwood, Ga.
(Martin Luther King HS)

40-yard dash: 4.5 — He earned all-city honors from the Atlanta Journal-Constitution for Coach Corey Jarvis. Despite playing in a run-oriented offense, he hauled in 27 catches for 620 yards and six touchdowns as a senior. He averaged 22.2 yards a catch in his senior campaign. He helped lead his squad to a 9-3 record in his final prep season. Scout.com ranked him as the No. 62 prospect in Georgia. He was also recruited by East Carolina, Bowling Green and Eastern Kentucky. Born Nov. 30, 1988, he is the son of Grayson T. and Sharon D. Wade.



35

JOHN WEST
SS – JR – 6-2 – 193 – Milwaukee, Wis. (Oak
Creek HS / North Dakota State College of Sciences)

40-yard dash: 4.48 — See bio in Returning Razorbacks section



32

TORIAN WILKINS
TB – FR – 5-9 – 185 – Katy, Texas
(Brookshire Royal HS)

40-yard dash: 4.4 — As a senior, he racked up 1,281 yards on 111 carries in 11 games for Coach Mike Bickham. He also scored 10 touchdowns. He started off at a torrid pace as a cornerback intercepting four passes in the first three games of his senior season. He ended the season with six interceptions. He rushed for 2,046 yards and 27 touchdowns on 165 rushing attempts in a stellar junior campaign. He averaged 12.4 yards per carry on his way to second-team All-state and first-team all-district honors. He also was named to the third-team All-Greater Houston squad. He helped lead his team to a 13-1 record and a berth in the state semifinals in his junior season. The nation's No. 76 ranked running back by Scout.com, he was also selected as one of the top five prospects in the Houston area by *The Houston Chronicle*. He recorded a 320-pound bench press and a 495-pound squat lift as a prepster. He chose Arkansas over Utah, Baylor, Houston, SMU, UTEP and TCU. Born Oct. 26, 1987, he is the son of Ernest Wilkins Sr. and Cynetta Robinson.



1

DAMIAN WILLIAMS
SE – FR – 6-1 – 188 – Springdale, Ark.
(Springdale HS)

40-yard dash: 4.46 — He was the recipient of the 2005 Landers Award edging his teammate quarterback Mitch Mustain for the honor. The award recognizes the most outstanding Arkansas high school football student-athlete of the year. He was also a member of the 2005 Associated Press' Super Team, was named the state's co-offensive player of the year by the *Arkansas Democrat-Gazette* with Mustain, the offensive player of the year by *The Morning News* of Northwest Arkansas and first-team All-Arkansas by the *Democrat-Gazette*. He was named to the EA Sports second-team All-America squad. He was also named the state high school co-player of the year, with Mustain, by the Little Rock Touchdown Club. He lined up at running back, wide receiver and in the secondary in his prep career. As a senior, he caught 63 passes for 1,495 yards and 24 touchdowns. He also rushed 31 times for 463 yards and 12 touchdowns. He accounted for a total of 35 touchdowns in his senior season. Williams averaged 23.7 yards per reception and 14.7 yards per rush. He returned eight kickoffs for 254 yards and two touchdowns. He totaled 2,253 all-purpose yards. He also made 25 tackles and tallied three interceptions, including one return for a touchdown. His high school squad went 14-0 and won the state championship in his senior season. His final prep squad was also ranked No. 2 in the nation by one national high school poll. He was named the most valuable player in the Bulldogs' state championship victory after scoring four touchdowns. He scored five touchdowns in a semifinal victory the week before. He was teammates with fellow UA signees Mustain, Ben Cleveland and Andrew Norman at Springdale High School and played under former SHS head coach and current Arkansas offensive coordinator Gus Malzahn. He missed some games during his junior campaign due to injury, but still managed to catch 31 passes for 545 yards and four touchdowns. He also rushed 19 times for 137 yards and two touchdowns. He returned two kickoffs for 116 yards and boasted a 13.1 yards-per-return average on punt returns. He was selected as an all-state selection. He played with fellow UA signees Ramon Broadway, Ben Cleveland and London Crawford in the Max Emfinger All-Star Game in Shreveport, La. He was named the offensive most valuable player for the East team in that game. He was an outfielder and pitcher for the Class 5A-West champion Bulldogs as a sophomore. Scout.com ranked him as the country's No. 8 wide receiver. *Hawgs Illustrated* ranked him as the No. 2 prospect in Arkansas. Rivals.com ranked him as the No. 9 wide receiver in the nation and the No. 95 overall prospect in the country. Rivals.com and *HawgSports.com* ranked him as the No. 2 prospect in Arkansas. He was recruited by a bevy of other schools including Florida, Texas, LSU, Nebraska, Oklahoma and Tennessee. Born May 26, 1988, he is the son of David and Karen Williams.



DERRICK "DEE" WILLIAMS
SE – FR – 6-2 – 200 – Ashdown, Ark.
(Ashdown HS)

40-yard dash: 4.41 — A member of the 2005 Arkansas Super Team as selected by *The Associated Press*, he made 67 receptions for 1,414 yards and 15 touchdowns as a senior for Coach Todd Ledford. He helped lead Ashdown to the state playoffs in his senior campaign. As a junior, he made 40 catches for 830 yards and 11 touchdowns. Rivals.com and *HawgSports.com* ranked him as the No. 9 overall prospect in Arkansas. *Hawgs Illustrated* had him listed as the No. 10 prospect in the state. He was a three-sport star, starring in basketball and track and field as well as on the gridiron. He was also recruited by Houston, Iowa State, Nebraska, Arkansas State and Louisiana Tech.

2006

UNIVERSITY OF ARKANSAS





ADMINISTRATION

UNIVERSITY ADMINISTRATION



DR. JOHN A. WHITE
CHANCELLOR

Anative Arkansan, Dr. White is in his 10th year as chancellor of the University of Arkansas. His background includes extensive experience in academe, business and government. Prior to his current position, he served as dean of engineering at Georgia Tech and was a member of the Georgia Tech faculty for 22 years. From 1988-91, he served as assistant director for engineering at the National Science Foundation in Washington, D.C.

White received his BSIE degree from the University of Arkansas. His graduate work was performed at Virginia Tech (MSIE) and The Ohio State University (PhD). He also has received honorary doctorates from the Katholieke Universiteit of Leuven in Belgium and George Washington University.

White recently concluded serving a second six-year term on the National Science Board; is a member of the National Academy of Engineering; a director of the Arkansas Biosciences Institute; a director of the Northwest Arkansas Regional Airport Authority; a past-chair of the Board of Directors of the Arkansas Science and Technology Authority; a past-chair of the Council of Presidents of the Southeastern Universities Research Association; a past-director of the National Collegiate Athletic Association; a past-president and member of the Board of Directors of the Foundation for the Malcolm Baldrige National Quality Award; a past-president of the Institute of Industrial Engineers (IIE); a past-chairman of the American Association of Engineering Societies (AAES); a past-president of the National Consortium for Graduate Degrees for Minorities in Engineering and Science, Inc. (GEM); and a member of a number of honor societies—Alpha Pi Mu, Golden Key, Omega Rho, Omicron Delta Kappa, Phi Kappa Phi, Sigma Xi and Tau Beta Pi.

Among White's awards are: Humanitarian of the Year from the National Coalition for Community and Justice; NSF's Distinguished Service Award; ASEE's Donald E. Marlowe Distinguished Education Administration Award; the Rodney D. Chipp Memorial Award from the Society of Women Engineers; AAES's Kenneth Andrew Roe Award; IIE's highest award, the Frank and Lillian Gilbreth Industrial Engineering Award; IIE's David F. Baker Distinguished Research Award; IIE's Albert G. Holzman Distinguished Educator Award; IIE's Outstanding Publication Award; IIE's Book of the Year Award (twice); Sigma Nu Fraternity's Regent's Medallion of Merit; and the Material Handling Education Foundation's Reed-Apple Award. He has been named the Society of Manufacturing Engineers' Educator of the Year, the International Material Management Society's Material Manager of the Year and Georgia Tech's Teacher of the Year.

White currently serves as a member of the Board of Directors for J. B. Hunt Transport Services, Inc., Logility, Inc., and Motorola, Inc. He previously served on the Board of Directors for Eastman Chemical Company, Russell Corporation, and CAPS Logistics, Inc. His industrial and consulting experience includes employment as an engineer with Eastman Chemical Company, Ethyl Corporation and Rockwell, Inc. He has served as a consultant to such organizations as AT&T, Briggs & Stratton, Burlington, Coca-Cola, Corning, Digital Equipment, DuPont, Federal Reserve Bank, Ford, IBM, L.L. Bean, Tektronix, Texas Instruments, U.S. Navy, Westinghouse and Xerox. He founded a logistics consulting firm, SysteCon, Inc., and served as its chairman until its merger with Coopers & Lybrand.

White currently serves as a member of the Board of Directors for J. B. Hunt Transport Services, Inc., Logility, Inc., and Motorola, Inc. He previously served on the Board of Directors for Eastman Chemical Company, Russell Corporation, and CAPS Logistics, Inc. His industrial and consulting experience includes employment as an engineer with Eastman Chemical Company, Ethyl Corporation and Rockwell, Inc. He has served as a consultant to such organizations as AT&T, Briggs & Stratton, Burlington, Coca-Cola, Corning, Digital Equipment, DuPont, Federal Reserve Bank, Ford, IBM, L.L. Bean, Tektronix, Texas Instruments, U.S. Navy, Westinghouse and Xerox. He founded a logistics consulting firm, SysteCon, Inc., and served as its chairman until its merger with Coopers & Lybrand.

As Chancellor of the University of Arkansas, White led the University through a \$1 billion fund-raising program, one of only 25 under way at that time in the country, and has shepherded the academic standing of the university forward into the top tier of national colleges.

He is married to Mary Elizabeth Quarles White; they have a daughter, a son, three granddaughters and a grandson.



HOWARD W. BRILL
FACULTY ATHLETICS REPRESENTATIVE

In his 12th year as the University of Arkansas' faculty representative for athletics is Howard W. Brill. He has been a member of the university's faculty since 1975.

As faculty representative, Brill plays an integral role in the athletic department's interaction with conference and NCAA rules and regulations. He is the school's liaison between the faculty and the athletic department, and assists the athletic department in compliance matters. He is also the university's certifying official for student-athletes. He previously served as a member of the university's Faculty Athletics Committee from 1991-94 and was on a special committee to implement the SEC's Gender Equity Policy in the spring of 1994.

Brill is a 1965 graduate of Duke University and earned his law degree from the University of Florida in 1970. He received his master's of law degree in 1979 from the University of Illinois. A widely published author, Brill has written two books and numerous law review articles, and has received numerous awards honoring his teaching skills.

In 2005, he was appointed as university professor. His primary teaching areas are professional responsibility, remedies, civil procedure, and a special topics course on baseball and the law. He has taught at Cambridge, England, and St. Petersburg, Russia, in addition to the universities of Florida, Illinois, North Carolina, South Carolina and Tennessee.

He is licensed to practice law in Arkansas, Florida and Illinois, and is a member of the Professional Ethics and Grievances Committee of the Arkansas Bar Association and the Arkansas Judicial Ethics Advisory Committee. He is the first Vincent Foster Professor of Legal Ethics and Professional Responsibility at the School of Law, and has served as a Special Justice of the Arkansas Supreme Court. He is a past member of the Governor's Code of Ethics Commission and the Arkansas Improvement District Commission of the General Assembly of Arkansas.

Active in community service, Brill has served as chairman of the City of Fayetteville's Civil Service Commission, has coached youth soccer and basketball, and is a Sunday School teacher. After graduating from Duke, he taught English language and African literature as a Peace Corps volunteer in Sokoto, Nigeria.

He and his wife Katherine have three children, Christian, Elizabeth and Andrew.

2006



RAZORBACK FOOTBALL





ADMINISTRATION



FRANK BROYLES

ATHLETIC DIRECTOR

For nearly five decades, University of Arkansas Athletic Director Frank Broyles has helped define the standard of excellence in intercollegiate athletics. A legendary coach, nationally respected athletic administrator and tireless goodwill ambassador for his university and state, Broyles' influence continues to shape the Razorback program as well as impact the vast collegiate athletic landscape.

Set to enter his 50th year with UA and his 34th year as athletic director, Broyles is as synonymous with the UA athletic program as the Hog on the side of the football helmet or even the very nickname, Razorbacks.

There is little doubt Broyles has had more positive impact on athletics in Arkansas than any person in the history of the state. The Arkansas Democrat-Gazette confirmed his status when it named him the most influential figure in athletics in the state during the 20th Century. On July 1, 2003, he took over as the chairman of the UA's Campaign for the 21st Century. The ambitious campaign concluded in June 2005 after meeting its \$1 billion goal.

Perhaps his greatest contribution to the Razorback program is his knack for hiring quality head coaches and surrounding them with the tools and facilities they need to compete at the highest level.

Broyles has a history of picking the right ones as head coaches and administrators at Arkansas. UA football coach Houston Nutt has led the Razorback football team to two SEC Western Division crowns and six bowl games, and has revived the passion of football fans across the state. John McDonnell is the most successful collegiate coach in history, with 42 national championships in cross country, indoor and outdoor track. Robert Cox is entering his 20th season as the coach of Arkansas' tradition-rich tennis program. The Razorback tennis team has made nine NCAA Tournament appearances in the last 13 seasons including a Sweet 16 finish in 2004.

Although blessed with a stable of quality tenured coaches, Broyles has recently re-exhibited his ability to land some of the nation's top up and coming coaches for some of the Razorbacks' most successful programs.

In just the past four years, Broyles has hired high profile coaches for the Razorbacks' basketball, baseball and golf programs.

Stan Heath was a rising star in the collegiate basketball coaching world after leading Kent State to an improbable run to the NCAA Tournament's Elite Eight. By the time the 2002 Final Four was underway the next weekend, Heath was donning an Arkansas sweater vest.

Not long after legendary baseball coach Norm DeBriyn stepped down, Broyles hired Dave Van Horn. The former Razorback player and graduate assistant led Nebraska to back-to-back College World Series appearances before returning to Fayetteville. In only his second season at Arkansas, Van Horn led the Razorbacks to an SEC championship and a berth in the College World Series.

Last June, Broyles secured the services of Brad McMakin, one of the rising coaching stars in collegiate golf.

The Arkansas AD knows facilities influence recruiting, the lifeblood of any program. Broyles has made sure Arkansas has facilities second to none. His most recent project was an expansion and renovation of Donald W. Reynolds Razorback Stadium completed prior to the 2001 season. The project expanded stadium capacity from 51,000 to 72,000 while adding state-of-the-art amenities, including multiple club levels and a 30-foot-by-107-foot SMARTVISION LED screen atop the Broyles Athletic Center.

Football has also benefited from the construction of the Willard and Pat Walker Pavilion, a full-size indoor workout facility.

In 2004, a new 38,000-square-foot strength and conditioning center was constructed within the existing facility to provide all Razorback student-athletes a deluxe training facility. During the same time, Arkansas' practice fields were also re-done and an artificial surface playing field was added. In 2005, the previous weight room facility was transformed into the Raymond Miller Hall

of Champions. The spacious banquet room houses the Razorbacks' training table meals and serves as host to other university and athletic functions.

The completion of the Randal Tyson Track Center in 2000 allowed the Razorbacks to host the 2000 Southeastern Conference Indoor Track Championships as well as the 2000-06 NCAA Indoor Track and Field Championships.

Baum Stadium at George Cole Field was named the nation's top collegiate facility by Baseball America shortly after it debuted in 1996. Since 2003, Baum Stadium has seen the addition of 2,600 chairback sets, eight skyboxes, a natural grass playing surface and a scoreboard featuring a video screen. Baum Stadium has played host to three NCAA Regionals and its first NCAA Super Regional in 2004. An NCAA record on-campus crowd of 10,027 watched the Hogs defeat Florida State on June 12, 2004, to earn their fifth trip to the College World Series.

The Fred W. and Mary B. Smith Golf Center provides the Razorback golf team with one of the most modern golf practice facilities in the country including six indoor-outdoor hitting bays, a locker room, a swing analysis station and coaches' offices.

The Dills Indoor Tennis Center was dedicated in the spring of 2002 after the construction of two additional courts and an extensive renovation of the former indoor tennis and track center.

The most recent jewel in the facilities collection is the new John McDonnell Field. One of only two IAAF Class I certified track and field complexes in the nation, it has already been mentioned as one of the best outdoor track venues in the nation. The facility opened to rave reviews when it hosted the 2006 SEC Outdoor Track and Field Championships.

The current string of building projects began in 1992 when ground was broken on Bud Walton Arena. It opened in November of 1993 and the Razorbacks won the NCAA basketball championship during their first full season in the fabulous 19,200-seat facility. Walton Arena has been sold out for nearly all of its 13 years and houses a museum for basketball, track, baseball, golf and tennis.

Broyles' knew that when he engineered Arkansas' switch from the Southwest Conference to the Southeastern Conference in August of 1990, improvements were necessary. He still works passionately at revising what has been built to make each project bigger and better.

All of the facility improvements have been financed through private donations without a dollar of tax revenues. With the recent completion of John McDonnell Field, Arkansas has invested nearly \$230 million in construction and renovation of athletic facilities during the past 26 years.

A past Division I chairman of the National Association of Collegiate Directors of Athletics (NACDA) and a member of that organization's executive committee, Broyles showed incredible vision when he steered the Razorbacks into the SEC. It would have been easy to maintain the status quo as one of the dominant programs of the SWC and now perhaps the Big 12 Conference, but Broyles saw the possibilities for the Hogs in the SEC and ensured a solid future for Arkansas athletics.

It is a move that has proven prosperous for both parties. In its first 15 years in the nation's top league, Arkansas has won 30 national championships and 46 SEC titles. No other league school has won more than 10 national crowns in men's athletics during that span.

While most administrators would shy away from such bold moves, Broyles' vision allows him to see opportunities rather than obstacles. His vision extends to every area of his life. He is well aware he has been blessed. He has done so much for the Fellowship of Christian Athletes that he has been named a life trustee for the organization. He currently serves on the board of the Arkansas Athletes Outreach as well.

It was his ability to see the potential in a situation that led Broyles to Arkansas in the first place. He was an assistant coach at Baylor when he first realized what a jewel the Arkansas job could be. As Bobby Dodd's offensive coordinator at Georgia Tech, he longed for the opportunity to be the Razorback coach someday. But, UA Athletic Director John Barnhill told him that he would have to have head coaching experience before he would be considered for the position.

So in 1957, Broyles accepted an offer to become the head football coach at


2006

UNIVERSITY OF ARKANSAS





ADMINISTRATION ATHLETIC DIRECTOR FRANK BROYLES



Left to right: Broyles led the Razorbacks for 19 seasons as head coach; On Dec. 1, 2005, Broyles married the former Gen Whitehead of Fayetteville; Broyles was ABC's top college football color analyst from 1977-85

the University of Missouri. He had been in Columbia, Mo., just one season when the Razorbacks were searching for a coach once again. When Barnhill called, Broyles jumped at the chance to move to Fayetteville. That was in December of 1957. Despite numerous opportunities to leave for other jobs, he has been at Arkansas since.

Broyles saw a state with only one major athletic program and envisioned the potential for a budding Razorback program in Arkansas. He united the state behind the Hogs as they became one of the dominant college football powers of the 1960s. He has taken things a step further as athletic director.

When Broyles was named to his current post in 1973, Arkansas enjoyed sustained success only in football and that was primarily his doing. While maintaining the Razorbacks' strong tradition in football, Broyles began the transformation of the rest of the athletics program.

Broyles' philosophy of hiring quality coaches and building state-of-the-art facilities has keyed an unprecedented era of success at Arkansas. In the 23 years before Broyles became athletic director, Arkansas had never captured a national championship and owned only 22 SWC titles in sports other than football. During his 33-year term as AD, the Hogs have won 43 national championships, 57 SWC titles and 46 SEC crowns in the same collection of sports. Football hasn't suffered either, with 21 bowl trips, four league championships and three SEC Western Division titles during that same span.

One of six initial inductees into the UA Sports Hall of Honor and a 1983 inductee into the College Football Hall of Fame, Broyles was once again honored by the National Football Foundation in 2000 as the recipient of the John L. Toner Award. The honor recognizes an athletic director who has demonstrated superior administrative abilities and shown out-standing dedication to college athletics and particularly college football.

Broyles is a long-time member of the Arkansas State Sports Hall of Fame and was chosen by the Southwest Marketing Association as the 1988 Outstanding Marketer of the Year. He has been honored by the Atlanta Council of the Boy Scouts of America (Bobby Jones Award), the Arkansas Rotarians (Paul Harris Fellowship), Arkansas High School Coaches Association (Distinguished Service Award) and Arkansas Governor Mike Huckabee in a joint venture with Little Rock's KARK-TV (Distinguished Citizen Award). In 2003, Broyles was presented the inaugural Bear Bryant Lifetime Achievement Award by the National Sportscasters and Sportswriters Association. He was also honored by the Knoxville [Tenn.] Quarterback Club with the Bob Woodruff Award. In 2006, Broyles was presented the Eagle Award by the Washington Regional Foundation for his advocacy of healthcare issues.

His contributions are not limited to athletic endeavors. Broyles was instrumental in the success of the University's Campaign for Books and served as a co-chairman on UA's Campaign for the Twenty-First Century. In fact, Broyles and his late wife Barbara pledged a sizable financial commitment to the project in the spring of 2002.

Broyles also played a major role in a fundraising drive to renovate Old Main in the early 1990's, the UA campus' signature landmark. In 2004, the Ozark Literacy Council established the Barbara Broyles Endowment Fund in recognition of her lifelong effort in the fight against illiteracy. The couple's dedication to dozens upon dozens of charitable organizations and fundraising efforts has ensured the impact of their generosity will be felt for many years to come.

In recent years, he has been a tireless advocate for continued Alzheimer's research and funding. He was one of 15 representatives from the state of Arkansas to attend the 2005 White House Conference on Aging. He has made several trips to the nation's capitol to meet with elected officials about increasing awareness and the commitment to curing the disease that affected his late wife Barbara. In 2006, he partnered with the University of Arkansas for Medical Sciences (UAMS) to produce a practical guide of tips for family members caring for loved ones afflicted by Alzheimers. To date, "Coach Broyles' Playbook for Alzheimer's Caregivers" has been provided to thousands of people across the nation at no charge.

Beginning his 50th year at Arkansas, Broyles has always been a wonderful ambassador for UA and the state. For nine years he was ABC's top color commentator on college football telecasts, teaming with legendary sportscaster Keith Jackson. Broyles has been the keynote speaker at conventions, civic group meetings and coaching clinics all over the nation. His insight into the world of college athletics is sought on a daily basis.

Broyles was a football, basketball and baseball standout at Decatur (Ga.) High School, then earned 10 letters in those three sports at Georgia Tech. He quarterbacked the Yellow Jackets to four bowl appearances, was three times All-SEC and in 1944 was named SEC Player of the Year. He set, and held until 2000, the Orange Bowl record for most passing yards in a game. He is in the Georgia Tech Hall of Fame and has been honored with the Georgia Tech Former Student-Athlete Total Person Award.

He graduated from Georgia Tech in 1947 with a degree in industrial management. He turned down professional football and baseball offers to become an assistant football coach for Bob Woodruff at Baylor. After three years at Waco he moved with Woodruff to Florida. A year later he was hired by Dodd as offensive backfield coach and Georgia Tech promptly rolled to a 31-game winning streak and won six-consecutive bowl games.

Next came a year at Missouri and finally Arkansas. His initial team at Fayetteville lost its first six games before closing with four victories. The Razorbacks then won SWC titles in 1959, 1960 and 1961. They won the league again in 1964, 1965, 1968 and 1975. The '64 Razorbacks finished 11-0, shut out their final five regular season opponents and defeated Nebraska in the Cotton Bowl to win the post-bowl versions of the national championship. A school record 22-game winning streak was launched in the final game of the 1963 season and ended at the 1966 Cotton Bowl. For his efforts as head coach, an assistant coach and player he has been named to





ADMINISTRATION

ATHLETIC DIRECTOR FRANK BROYLES

the Orange Bowl, Gator Bowl and Cotton Bowl halls of fame.

He also has become known nationally as a producer of head coaches with more than 40 of his former players or assistants earning major college and/or professional positions. He has had such success with assistant coaches that The Broyles Award has been given to the top assistant coach in college football the past 10 years.

Born Dec. 26, 1924, Broyles was married to his high school sweetheart the former Barbara Day for 59 years. Barbara passed away from complications from Alzheimer's in October of 2004. The couple has four sons, Jack, Hank, Dan and Tommy; and twin daughters, Betsy and Linda. They have 19 grandchildren: Lex

and his wife Gina, Ivan, Iris, Taylor, Madison, Molly, India, Jacob, Allyson, Jordan, Delaney, Franklin, Barbara, Thomas Michael Jr., Carmen, Ramey, Whitney, Jennifer and John.

On Dec. 1, 2005, Broyles married the former Gen Whitehead of Fayetteville. Her children with Jim Whitehead (deceased) are sons, Bruun, Eric, Ted and Phil, and daughters, Kathleen, Joan and Ruth. She also has 12 grandchildren.

BORN: December 26, 1924

FAMILY: Married: the late Barbara (Day) (May 6, 1945); sons Jack, Hank, Dan, Tommy; twin daughters Betsy, Linda, 19 grandchildren; married: Gen Whitehead (Dec. 1, 2005); her children with Jim Whitehead (deceased): sons Bruun, Eric, Ted, Phil; daughters Kathleen, Joan, Ruth; 12 grandchildren.

EDUCATION

- ▶ Decatur HS (Decatur, Ga.) (1942)
- ▶ Georgia Institute of Technology – B.S. in Industrial Management (1947)

JOINED UA STAFF: December 1957

YEARS AT UA: 49

ATHLETIC DIRECTOR: 33 years (1973-current)

HEAD FOOTBALL COACH: 19 seasons (1958-1976)

PLAYING HISTORY

HIGH SCHOOL

1938-1942 Decatur [Ga.] High School

- ▶ Earned four letters in football, basketball and baseball
- ▶ Named Georgia's Outstanding All-Around Athlete (1942)
- ▶ Led conference in football scoring as a senior with 112 points (1941)
- ▶ Averaged 20 points a game in basketball as a senior (1942)
- ▶ Posted a .420 batting clip as a senior in baseball (1942)

COLLEGE

1942-45 Georgia Tech (football, basketball, baseball)

1945-46 Active duty — Naval Reserve

1946-47 Georgia Tech (football, basketball, baseball)

- ▶ 10-time letterman (football 4, basketball 3, baseball 3)
- ▶ All-Southeastern Conference – 6 honors (3 football, 3 basketball) (Football: 1943 – third team; 1944 – first team; 1946 – first team) (Basketball: 1944 – second team; 1945 – second team, 1947 – second team)
- ▶ 1944 Southeastern Conference Player of the Year (football – Atlanta Touchdown Club)
- ▶ Owned Orange Bowl record for passing yardage – until 2000 (304 yards vs. Tulsa, 1945)

COACHING HISTORY

ASSISTANT COACH

1947-49 Baylor University (offensive backfield)

1950 University of Florida (offensive backfield)

1951-56 Georgia Tech (offensive backfield)

HEAD COACH

1957 University of Missouri (5-4-1 / 1 season)

1958-76 University of Arkansas (144-58-5 / 19 seasons)

- ▶ National championship (1964)
- ▶ Seven Southwest Conference championships (1959, 1960, 1961, 1964, 1965, 1968, 1975)
- ▶ 10 bowl game appearances
- ▶ Coached 20 All-Americans and 88 All-Southwest Conference selections
- ▶ American Football Coaches Association National Coach of the Year (1964)
- ▶ Six-time Southwest Conference Coach of the Year (1959, 1960, 1964, 1965, 1968, 1975)

ADMINISTRATION HISTORY

ATHLETIC DIRECTOR

July 1, 1973-current University of Arkansas

- ▶ 43 national championships
- ▶ 57 Southwest Conference championships
- ▶ 46 Southeastern Conference championships
- ▶ 21 bowl appearances
- ▶ \$230 million in athletic facilities renovation and expansion projects

HONORS & AWARDS (*Abbreviated Listings)

HONORS*

- ▶ National Football Foundation and College Football Hall of Fame Inductee (1983)
- ▶ National Association of Collegiate Directors of Athletics [NACDA] Executive Committee (1989-91)
- ▶ American Football Coaches Association President (1970)
- ▶ NCAA Football Rules Committee (1969-74)
- ▶ Southwestern Bell Cotton Bowl Hall of Fame (2000)
- ▶ Orange Bowl Hall of Fame (1991)
- ▶ Gator Bowl Hall of Fame (1995)
- ▶ Georgia Tech Hall of Fame (1960)
- ▶ University of Arkansas Sports Hall of Honor (1988)
- ▶ Arkansas Sports Hall of Fame (1967)
- ▶ Georgia Sports Hall of Fame (1970)
- ▶ Fellowship of Christian Athletes Lifetime Trustee
- ▶ Fellowship of Christian Athletes Chairman of the Board (1971-73)
- ▶ UA Campaign for the Twenty-First Century Co-Chairman (2000-05)
- ▶ White House Conference on Aging Delegate (2005)

AWARDS*

- ▶ Broyles Award – Honoring the Nation's Top College Football Assistant Coach (Established 1996)
- ▶ Georgia Tech Former Student-Athlete Total Person Award (1987)
- ▶ Southwest Marketing Association Marketer of the Year (1988)
- ▶ *Arkansas Democrat-Gazette's* Most Influential Figure in Arkansas Athletics in the 20th Century (2000)
- ▶ John L. Toner Award [NFF-College Football Foundation] (2000)
- ▶ Bobby Jones Award [Atlanta Council of Boy Scouts] (2000)
- ▶ Paul Harris Fellowship [Arkansas Rotarians] (2000)
- ▶ Distinguished Citizen Award [Arkansas Governor Mike Huckabee and KARK-TV] (2000)
- ▶ Distinguished Service Award [Arkansas High School Coaches Association]
- ▶ Bear Bryant Lifetime Achievement Award [National Sportscasters and Sportswriters Associations] (2003)
- ▶ Bob Woodruff Award [Knoxville (Tenn.) Quarterback Club] (2003)
- ▶ Eagle Award [Washington Regional Foundation] (2006)

OTHER

- ▶ ABC College Football Color Analyst (1977-85)
- ▶ Worked with legendary broadcaster Keith Jackson on ABC's top broadcast team





BROYLES AWARD

Perhaps one of the most fitting tributes to the legendary former head football coach and current athletic director at the University of Arkansas, the Broyles Award is annually presented to the nation's top Division I-A assistant football coach by the Downtown Rotary Club of Little Rock, Ark.

Established in 1996, the award was named in honor of Frank Broyles who — first as a head coach and then as athletic director — established a legacy of developing top-notch assistant coaches as well as preparing them for head coaching opportunities.

In fact, Broyles has fostered more than 40 head coaches in his tenure, including Hayden Fry, Joe Gibbs, Jimmy Johnson, Johnny Majors, Jackie Sherrill and Barry Switzer. Former Broyles assistants have combined to win five Super Bowls, five national championships, more than 40 conference titles and more than 2,000 games.

The annual Broyles Award presentation quickly became one of the most prestigious and lucrative awards for college football coaches. Nominations are sought from the 119 Division I-A coaches and then are forwarded to an eight-member blue-ribbon coaching panel. In addition to Broyles, former college football coaching greats Vince Dooley, LaVell Edwards, Don James, Dick MacPherson, Hayden Fry, Bo Schembechler and Grant Teaff currently serve on the selection committee.

Five finalists are selected and invited to Little Rock, Ark., for the official ceremony in January. Each finalist and his spouse are treated to all-expenses paid travel, premium accommodations and transportation during their stay.

Finalists are presented a check for \$1,000 as well as a set of golf clubs and a personalized golf bag. The Broyles Award winner receives \$2,500 and a bronze trophy valued at \$5,000.

The bronze statue depicts Broyles (right) with former longtime UA assistant coach and assistant athletic director Wilson Matthews (left). Matthews enjoyed legendary success as a head coach at Little Rock's Central High School before joining Broyles to serve 10 years as an assistant coach with the Razorbacks.

THE WINNERS

Despite its relatively short lifespan, the Broyles Award has already started to accumulate an impressive list of former winners. In fact, three of the first nine recipients have gone on to earn head coaching positions while four winners have completed their honored season with national championships.

Florida State defensive coordinator Mickey Andrews was the inaugural winner in 1996. Michigan offensive coordinator Jim Hermann captured the award and a national championship with the Wolverines in 1997.

Tennessee offensive coordinator David Cutcliffe won the award in 1998. By the time Cutcliffe officially received the trophy he had already been named the head coach at Ole Miss.


Georgia Tech offensive coordinator Ralph Friedgen was the 1999 recipient before returning to Maryland to serve his alma mater in a head coaching capacity. Oklahoma offensive coordinator Mark Mangino captured the 2000 Broyles Award as well as a national championship with the Sooners. He was named head coach at the University of Kansas in 2002. Miami defensive coordinator Randy Shannon was honored in 2001 shortly before the national championship in the Rose Bowl. Southern California offensive coordinator Norm Chow was honored in 2002 while Georgia defensive coordinator Brian VanGorder was selected in 2003. In 2004, Auburn defensive coordinator Gene Chizik was

honored after helping the Tigers to an undefeated season. Texas offensive coordinator Greg Davis earned the 2005 honor after helping the Longhorns to a national championship.

A lifetime achievement award was added to the Broyles Award ceremonies in 1999. Texas A&M assistant coach Ray Dorr and San Diego State assistant coach Claude Gilbert were the award's inaugural recipients, while former long-time Penn State assistant coach Jerry Sandusky earned the Broyles Lifetime Achievement Award in 2000. Former LSU coach Charlie McClendon was honored posthumously in 2001. The Lifetime Achievement award wasn't presented in 2003 and 2004.

BROYLES AWARD RECIPIENTS

- 1996 — Mickey Andrews (OC), Florida State
- 1997 — Jim Hermann (DC), Michigan
- 1998 — David Cutcliffe (OC), Tennessee
- 1999 — Ralph Friedgen (OC), Georgia Tech
- 2000 — Mark Mangino (OC), Oklahoma
- 2001 — Randy Shannon (DC), Miami (Fla.)
- 2002 — Norm Chow (OC), Southern California
- 2003 — Brian VanGorder (DC), Georgia
- 2004 — Gene Chizik (DC), Auburn
- 2005 — Greg Davis (OC), Texas



Broyles (right) and 2005 Broyles Award recipient Greg Davis of Texas





ADMINISTRATION

ADMINISTRATIVE STAFF



BILL GRAY
Executive Associate
Athletic Director



TOM DORRE
Associate Athletic
Director/Business



JERRY PUFALL
Associate Athletic
Director/Facilities



MATT SHANKLIN
Associate Athletic
Director/Marketing &
Licensing



PAUL KIRKPATRICK
Assistant Athletic
Director/Student Life &
Acad. Support



KEVIN TRAINOR
Assistant Athletic
Director/Sports
Information



TONI BAHN
TV Show Coordinator/
Walton Arena Asst. Mgr.



PAT BERGER
Sports Turf Manager



BART BYRD
Academic Coordinator



MARVIN CASTON
Director of Compliance



ANDY COMMER
Video Coordinator



ROBBY EDWARDS
Associate SID



DR. CANDY ERBE
Career Development
Coordinator



TIMOTHY GUNTER
Razorback Marching
Band Director



DR. FLINT HARRIS
Academic Counselor



RODGER HUNTER
Student Life
Coordinator



JUSTIN MALAND
Athletic Facilities
Operations Manager



ROBERT MANN
Director of Retail
Operations



JOSH MAXSON
Assistant SID



**PATTI METCALF-
KIMBROUGH**
Director of Guest Services



ANDREW MONTAGUE
Assistant Director
of Retail Operations



JEAN NAIL
Spirit Group Coordinator



MOLLY O'MARA
Assistant SID



DONITA RITCHIE
Associate for
Administration



MIKE RITCHIE
Academic Counselor



MARK SCOBEY
Ticket Manager



JASON SUITT
Marketing Coordinator



JOE SWINGLE
Director of Internal
Operations/Facilities



FRED VORSANGER
Walton Arena Manager



JASON WILLIAMSON
Academic Coordinator



CHUCK DICUS
Razorback Foundation
President



NORM DEBRIYN
Razorback Foundation
Vice President



HAROLD HORTON
Razorback Foundation
Vice President



CHARLOTTE FAUCETTE
Razorback Foundation
Support Staff



JACKIE ROLLINS
Razorback Foundation
Support Staff



DEBBIE SCOGGIN
Razorback Foundation
Support Staff



JULIA WOODS
Razorback Foundation
Support Staff





ADMINISTRATION

SUPPORT STAFF



MARIA ALVADO
Custodial



CYNTHIA ANDERSEN
Turf Management



ANGIE BAKER
Business Office



LAURIE BARKER
Business Office



GEORGE BARTZ
Facilities
Zone 3 Supervisor



NORMAN BOLSTAD
Custodial



THOMAS BOND
Tech Trades Supervisor



ROB BOTTOMS
Tech Trades



JERROD BRADLEY
Tech Trades



NATASHA BROWN
Track



MICHAEL CRAMER
Facilities All Zone
Supervisor



HEATHER CULLUM
Ticket Office



MARJORIE DEWITT
Business Office



DOYLE EASTRIDGE
Facilities Operations
Manager



MILTON FARRIS
Maintenance



JON-MICHAEL FAZI
Marketing



AUSTIN FREEMAN
Turf Management



ELSA GARCIA
Custodial



MARY LYNN GIBSON
Sports Information



JOHN GRIFFITH
Facilities
Zone 4 Supervisor



KEN HAXEL
Pilot



NORMA HERNANDEZ
Custodial



IKE HILL
Pilot



JEFF HOLT
Construction Trades
Supervisor



JONNIE HUEY
Ticket Office



LANCE LEDER
Turf Management



BEN LOTT
Tech Trades



TERRY MERCER
Basketball



KELLY MOORE
Baseball



SUE MOORE
Academics



KATHY NUTT
Academics



KENTON PHILLIPS
Maintenance



REGINA STEPHENS
Ticket Office



PAT TAYLOR
Business Office



NANCY THOMAS
Ticket Office



ANAMARIA VAZQUEZ
Custodial



CHRIS WHATLEY
Construction Trades

2006



RAZORBACK FOOTBALL





ACADEMIC/TEAM SUPPORT

UNIVERSITY OF ARKANSAS

THE UNIVERSITY OF ARKANSAS

The University of Arkansas, the flagship campus of the University of Arkansas System, rests on a former hilltop farm overlooking the Ozark Mountains to the south. At the University's founding in 1871, the site in Fayetteville was described as "second to none in the state of Arkansas."

Located in Fayetteville, UA is both the major land-grant university for Arkansas and the state university. The University came into being under the Morrill Land-Grant College Act of 1862, through which federal land sales provided funds for new colleges devoted to "agriculture and the mechanic arts," "scientific and classical studies," and "military tactics" for the "liberal and practical education of the industrial classes." The University's founding satisfied the provision in the Arkansas Constitution of 1868 that the General Assembly "establish and maintain a State University."

Citizens in Fayetteville and surrounding Washington County raised \$130,000 to secure the University in a statewide competition sparked by the General Assembly's Organic Act of 1871, providing for the "location, organization and maintenance of the Arkansas Industrial University with a normal department [i.e., teacher education] therein."

Today, the UA campus includes more than 130 buildings on 345 acres and offers nearly 200 academic programs, more than some universities twice its size. Yet it maintains a low student-to-faculty ratio (currently 17:1) that makes personal attention possible. The University encourages undergraduate research in virtually every discipline and makes higher education affordable with competitively priced tuition and generous financial aid.

THE SURROUNDING COMMUNITIES

The University of Arkansas is located in Fayetteville, a city of more than 62,000 residents. Fayetteville is at the southern tip of a metroplex that runs northward for 25 miles along I-540 through Washington and Benton counties in Northwest Arkansas and ends in Bella Vista, an upscale retirement community near the state's northern border.

The Northwest Arkansas metroplex, from Fayetteville northward, includes Springdale (home of Tyson Foods, the world's largest protein producer), Lowell (home of J.B. Hunt Trucking), Rogers and Bentonville (home of Wal-Mart Stores Inc., the world's largest corporation).

The two Northwest Arkansas counties (Washington and Benton) that contain this metroplex are growing rapidly, due to a booming regional economy. In fact, the Northwest Arkansas metroplex was ranked seventh in 2004 in the Milken Report's Best Performing Cities, a report which measures U.S. cities' economic performance. The Fayetteville-Springdale-Rogers metropolitan area is ranked by the U.S. Census Bureau as being the sixth fastest-growing metro area in the nation. From 1990 to 2000, the metropolitan area grew 47.5 percent, from 210,908 to 311,121.

Situated on the Ozark Mountain Plateau, Northwest Arkansas offers friendly people, beautiful scenery, a moderate climate, excellent school districts and a robust economy in which the unemployment rate runs well below national averages. Fayetteville itself presents the vibrant cultural life that would be expected in any major university town. Since the 1960s, the area has been a haven for writers, artists, poets and musicians.

In recent years, Fayetteville has been named "One of America's Most Livable Cities," one of the "Top 10 Best Places to Retire," "One of America's 'Hottest' Cities," one of the nation's "least stressful" metro areas and among the "Best Places to Live in America" by publications such as Frommer's Guide 2004 and Money magazine.

UNIQUE TRADITIONS

Since the University's founding, the names of the more than 120,000 graduates have been etched into more than five miles of campus sidewalks, arranged by year of graduation. It's not uncommon to see alumni strolling Senior Walk to revisit their own names and fond memories of accomplishment and fun.

Old Main, the University's signature building, designed in Second Empire architectural style, has come to symbolize higher education in Arkansas. Old Main is one of 11 campus buildings on the National Register of Historic Places.

The Inn at Carnall Hall and Ella's Restaurant are the University's own on-campus 50-room historic inn and five-star restaurant. This beautiful facility serves the Hospitality and Restaurant Management academic program. Carnall Hall was built



The original building of Arkansas' campus, Old Main, completed in 1876, symbolizes a connection to the past and the focus on the future, which presently come together at UA. Old Main was actually a copy of a building on the University of Illinois campus. The building at Illinois was eventually destroyed. Legend has it the only difference between the two buildings is the UA's north tower, which is higher than the south tower, which was symbolism for the Civil War since the lead engineer was a northern veteran.

in 1905 as the University's first women's residence hall. The building was named after Ella Carnall, one of the campus' first female faculty members.

A LEGACY OF ACCOMPLISHMENT

Since its founding, the University of Arkansas has compiled a remarkable record of scientific, technological, intellectual and creative accomplishment. This is the university of the late U.S. Senator J. William Fulbright, who served it as a Rhodes Scholarship-winning student, alumnus and president (1939-41), before going on to service at the national level and founding, in 1946, the greatest international exchange program for faculty and students in the world.

Fulbright's injunction for academia guides the University of Arkansas to this day: "The highest function of higher education is the teaching of things in perspective, toward the purposes of enriching the life of the individual, cultivating the free and inquiring mind, and advancing the effort to bring reason, justice and humanity into the relations of men and nations."

In 1951, under U.S. State Department auspices, the University became the first land-grant institution in the nation to assemble an agricultural foreign mission. The object of that mission was to assist Panama in establishing an agricultural teaching, research and extension program similar to the one that had been so successful in modernizing agriculture in the United States.

Other significant accomplishments abound:

- Agricultural Chemistry Professors Barnett Sure (1920-51) and Marinus C. Kik (1927-67) made major advances in nutrition science. Sure co-discovered vitamin E and extended knowledge of how vitamin E, amino acids and B-vitamins function in reproduction and lactation. Kik developed the process for parboiling rice to increase retention of vitamins and shorten cooking time. He documented benefits of adding fish and chicken to rice and grain diets to provide adequate protein for a growing world population.
- Professor Dwight Isely of the Department of Entomology is considered the father of insect pest management in the United States. His research identified the weak point in the life cycle of insects that made them particularly susceptible to control strategies. Through his work on cotton insect pests, the codling moth, the striped cucumber beetle, southern corn rootworm, and rice water weevil, millions of dollars were saved in American agriculture.





ACADEMIC/TEAM SUPPORT UNIVERSITY OF ARKANSAS

- In 1954, University of Arkansas Finance Professor Harold A. Dulan, with UA Law Professor E.J. Ball and UA MBA graduate Lewis Callison, created the nation's first commercial variable annuity life insurance company. Later that year, the Participating Annuity Life Insurance Company sold the first commercial variable annuity ever offered to the U.S. public. This pioneer company was later bought by Aetna.
- In the 1950s, Professor Paul Kuroda of the Department of Chemistry predicted that self-sustaining nuclear chain reactions could have occurred naturally in earth's geologic history. In 1972, his prediction was confirmed when scientists discovered a natural nuclear reactor in Gabon, Africa. In 1960, he predicted the existence of Pu 244 as an element present during the solar system's formation. Confirmation of his theory enabled scientists to more accurately date the sequence of events in the solar system's early history.
- The Master of Fine Arts in Creative Writing, a 60-hour program begun at the University of Arkansas in 1966, has grown into one of the most productive and highly ranked programs of its kind in America. Founded by English professors William Harrison and the late James Whitehead, later joined by Miller Williams, the program was in the vanguard of a revolution to transform the traditional study of literature into a demanding training ground for young writers. The writer-teachers and writer-students in the program, many of whom have won national fame and honors, have produced hundreds of works of fiction, poetry, creative non-fiction and translation.
- UA Plant pathologists George Templeton, David TeBeest, USDA weed scientist Roy Smith and graduate student Jim Daniels conducted research in the early 1970s that led to COLLEGO, the first biological herbicide for weed control in a field crop. Other UA scientists and students worked on the project that resulted in EPA registration of COLLEGO by Upjohn in 1982 for control of northern jointvetch in rice and soybeans.
- The most widely implemented automated mail sorting equipment in the world — the Wide Area Bar Code Reader — was developed by researchers in the University of Arkansas College of Engineering. A \$50,000 grant from the U.S. Postal Service to Professors Dwight F. Mix and J.E. Bass in 1989 began the research and development effort. By 1999, more than 15,000 University of Arkansas bar code readers were located in every major USPS facility, increasing the efficiency of processing 20 billion pieces of mail a year at a savings of \$200 million. This R&D effort has spawned four additional electronic systems to help the USPS "read the mail."
- During the 1980s, Professors Allen Hermann and Zhengzhi Sheng of the Department of Physics were in the vanguard of research in superconductivity — when electrical current flows without resistance in some materials at extremely cold temperatures. The thallium-based material they discovered held the world's record for high temperature, 125K, for five years (1988-93) and drew international attention to the University. Their work led to numerous patents and a manufacturing agreement as well as further advances in high-density electronics.

The University also attracted attention for its early work in racial integration in the segregated South. The University of Arkansas became the first major southern public university to admit a black student without litigation when Silas Hunt of Texarkana, an African-American veteran of World War II, was admitted to the University's law school in 1948. Roy Wilkins, administrator of the NAACP, wrote in 1950 that Arkansas was the "very first of the Southern states to accept the new trend without fighting a delaying action or attempting to limit, if not nullify, bare compliance." Additional African-American students followed Hunt's example in the late 1940s and throughout the 1950s.

And, of course, two former faculty members made it to the White House. The nation's 42nd president, William J. Clinton (1993-2001), and first lady, Hillary Rodham Clinton (U.S. Senator from New York), were faculty members of the University of Arkansas School of Law in the mid-1970s. Mr. Clinton started in 1973, and Ms. Rodham began teaching in 1974. They were married in Fayetteville and left the faculty at the end of 1976 so Mr. Clinton could begin work as Arkansas' new attorney general.

TEACHING AND LEARNING

As research universities go, the University of Arkansas falls toward the smaller, more intimate end of the spectrum. More than 65 percent of all undergraduate class sections have 29 or fewer students.

Despite the intimate instructional environment, the University has more academic programs than many larger universities: 195 academic degree pro-



UA's David W. Mullins Library includes special collections papers from former U.S. Senator J. William Fulbright, former chief of staff and special assistant to the President, Thomas "Mack" McLarty, retired U.S. senators David Pryor and Dale Bumpers, architect Edward Durrell, civil rights activist Daisy Bates and composer William Grant Still.

grams at the baccalaureate, master's and doctoral levels.

The campus culture places high value on excellent teaching. At this mainly residential campus, the faculty numbers 847, of which 94 percent are full-time. Nine of every 10 faculty members — 92 percent — hold either the doctorate or the terminal degree in their field. Sixty-five percent of the faculty are tenured. The instructional mission is aided by the Teaching and Faculty Support Center, a program run by faculty for faculty.

STUDENTS

The University of Arkansas is working to increase the size and quality of its student body and is seeing success on both counts.

Total enrollment has increased 20.9 percent since 1997-98 from 14,740 students to 17,821 students in 2005-06.

Student scores have risen as the institution has grown. In 1997, the average ACT score of the freshman class was 23.5. By 2004, it had risen to 25.4 (the national average is 20.9 on a scale of 1 to 36). Further, the average high school grade point average of the freshman class increased from 3.40 in 1997 to 3.57 in 2004. The proportion of entering students who were from the top 10 percent of their high school class has increased from 28 percent in 1997 to 36 percent in 2004.

UA's growing academic stature is exemplified by student accomplishments. Since 1999, UA undergraduates have won 21 Barry Goldwater Scholarships; 18 have received National Science Foundation Graduate Fellowships; 19, Fulbright Scholarships; two, British Marshall Scholarships; four, Truman Scholarships; five, Udall Scholarships; and one Rhodes Scholarship.

CAMPUS LIFE

The University offers a vibrant campus life for its mainly full-time, residential undergraduate student population. University residence halls can accommodate approximately 4,100 students, and the rest live in and about the city of Fayetteville.

There are 290 registered student organizations including special interest, religious, international and cultural organizations, honorary and professional service groups, and more. Students may also choose to participate in the UA Greek system, which is made up of 10 sororities and 15 fraternities.

Culturally and intellectually, the academic semesters overflow with faculty and student musical performances, theatre productions, art exhibits, concerts, poetry readings and visiting speakers — both on campus and at the adjacent Walton Arts Center.

COMMITMENT TO DIVERSITY

Enhancement of diversity is one of UA's five institutional goals. A University-wide Diversity Task Force is leading efforts to generate programs that strengthen not only racial and ethnic diversity, but cultural, religious, socioeconomic and geographic diversity as well. Funds have been allocated to implement many of the Task Force's recommendations, and new programs and initiatives are under way.

In October 2003, the University established the Silas Hunt Distinguished Scholarship in honor of the first African-American admitted to the University of

2006



RAZORBACK FOOTBALL





ACADEMIC/TEAM SUPPORT

UNIVERSITY OF ARKANSAS



The University of Arkansas is the only remaining university in the nation to etch the names of its graduates into the campus' sidewalks, Senior Walk stretches for more than five miles. When the costs of hand-etching names into concrete forced other universities to give up the practice, UA's physical plant and engineering school grads created a computerized sandblasting machine – the SandHog, which each summer adds that year's graduating class. Since the university's founding, the names of all of the almost 124,000 graduates have been etched into the sidewalks, their names arranged by year of graduation.

Arkansas in modern times. Recipients of this award are selected from an applicant pool of accepted students from underrepresented communities who have demonstrated outstanding academic leadership qualities and potential.

Other efforts to aid in development of a more diverse University community include the establishment of the Office of Student Mediation and Conflict Resolution, the appointment of a new assistant dean for Graduate Recruitment and Retention, a student activities fund to support diverse speakers and events, enhanced support to the Multicultural Center to provide information and outreach, and much more.

UNIVERSITY OF ARKANSAS LIBRARIES

The University of Arkansas Libraries consist of the David W. Mullins Library (the main facility), the Fine Arts Library, Chemistry Library, Physics Library and the Robert A. & Vivian Young Law Library. These libraries contain more than 1.7 million volumes, 4.5 million microforms, 24,900 audio-visual items and 22,400 periodical subscriptions. The University Libraries also offer electronic access to more than 16,700 online journals in a wide variety of subject areas.

RESEARCH

The University of Arkansas is the state's only "doctoral/research university-extensive," as categorized by the Carnegie Foundation for the Advancement of Teaching. This category is defined as producing at least 50 doctoral recipients per year. As such, the University of Arkansas is in the top tier of 150 research universities among the nation's more than 4,000 post-secondary institutions.

THE HONORS COLLEGE

In 2002 the University of Arkansas Honors College was established, courtesy of the \$300 million gift from the Walton Family Charitable Support Foundation. Of that sum, \$200 million endowed 75 renewable Honors College Fellowships (a \$50,000 award for in-state students and \$65,000 for out-of-state students) and 75 Honors College Academy Scholarships (a \$16,000 award) for exceptional entering freshmen. The funding also established endowed faculty chairs and professorships that will eventually result in more than 100 new positions, and endowed special funds to support study abroad and undergraduate research opportunities.

DALE BUMPERS COLLEGE OF AGRICULTURAL, FOOD AND LIFE SCIENCES

The Bachelor of Science in Human Environmental Sciences (B.S.H.E.S.) degree programs are accredited by the Council for Professional Development of the American Association of Family and Consumer Sciences. The degree program in dietetics is accredited by the Commission on Accreditation for Dietetic Education of the American Dietetics Association. The Bachelor of Interior Design (B.I.D.) degree is accredited by the Foundation for Interior Design Education Research (FIDER). The Nursery School and the Infant Development Center in

the School of Human Environmental Sciences are accredited by the National Association for the Education of Young Children (NAEYC). The Bachelor of Science in Agricultural, Food and Life Sciences (B.S.A.) in food science is accredited by the Institute of Food Technologists. Teacher education programs in agriculture, and family and consumer sciences are coordinated with educational programs in the College of Education and Health Professions and are accredited by the National Council for Accreditation of Teacher Education (NCATE).

SCHOOL OF ARCHITECTURE

The Bachelor of Architecture (B.Arch.) program is accredited by the National Architectural Accreditation Board, and the Bachelor of Landscape Architecture (B.Landscape Arch.) program is accredited by the Landscape Architectural Accreditation Board of the American Society of Landscape Architects.

J. WILLIAM FULBRIGHT COLLEGE OF ARTS AND SCIENCES

The Bachelor of Science (B.S.) degree program in chemistry is accredited by the American Chemical Society. The American Council on Education in Journalism and Mass Communications has accredited the Bachelor of Arts (B.A.) degree program in journalism. The degree programs in the Department of Music are accredited by the National Association of Schools of Music. The Doctor of Philosophy (Ph.D.) degree program in psychology is accredited by the American Psychological Association. The Bachelor of Arts (B.A.) degree program in social work is accredited by the Council of Social Work Education.

SAM M. WALTON COLLEGE OF BUSINESS

The Sam M. Walton College of Business offers degree programs for undergraduate students and for graduate students at both the master's and doctoral levels, and has been a member of and accredited by AACSB International, the Association to Advance Collegiate Schools of Business, since 1931. The accounting program was separately accredited in 1986 at both the bachelor's and master's levels. The master's in business administration program was approved in 1963. Accreditation by AACSB and membership in that organization signifies the college's commitment to AACSB goals of promoting and achieving the highest standards of business education.

COLLEGE OF EDUCATION AND HEALTH PROFESSIONS

The teacher education programs in the College of Education and Health Professions are accredited by the National Council for Accreditation of Teacher Education. The M.A.T. program in childhood education is in compliance with the standards of the National Association for the Education of Young Children. The M.A.T. program in middle school education is in compliance with the standards of the National Middle School Association. The various M.A.T. licensure programs in secondary education are in compliance with the standards of the specialty organizations including National Council of Teachers of English, National Council of Teachers of Mathematics, National Science Teachers Association and National Council for the Social Studies. The Master of Science degree program in speech pathology-audiology is accredited by the Council on Academic Accreditation of the American Speech-Language-Hearing Association. The Bachelor of Science in Nursing (B.S.N.) degree program is accredited by the National League for Nursing Accrediting Commission and is approved by the Arkansas State Board of Nursing. The Bachelor of Science in Education (B.S.E.) degree program in health science, kinesiology, recreation and dance is accredited by the Council on Accreditation of the National Recreation and Park Association. The Master of Science degree in rehabilitation counseling is accredited by the Council on Rehabilitation Education.

COLLEGE OF ENGINEERING

Accreditation has been approved by the Engineering Accreditation Commission of the Accreditation Board for Engineering and Technology for the following degree programs in the College of Engineering: Bachelor of Science in Biological Engineering (B.S.B.E.), Bachelor of Science in Chemical Engineering (B.S.Ch.E.), Bachelor of Science in Civil Engineering (B.S.C.E.), Bachelor of Science in Computer Engineering (B.S.Cmp.E.), Bachelor of Science in Electrical Engineering (B.S.E.E.), Bachelor of Science in Industrial Engineering (B.S.I.E.), and Bachelor of Science in Mechanical Engineering (B.S.M.E.), Master of Science in Environmental Engineering (M.S.En.E.) and Master of Science in Transportation Engineering (M.S.T.E.).

SCHOOL OF LAW

The degree programs in the School of Law are accredited by both the American Bar Association and the Association of American Law Schools.

2006

UNIVERSITY OF ARKANSAS





ACADEMIC / TEAM SUPPORT

UNIVERSITY OF ARKANSAS

FIELDS OF STUDY BY COLLEGE AND SCHOOL

Following is a list of fields of undergraduate study offered at the University of Arkansas.

Dale Bumpers College of Agricultural, Food and Life Sciences

- Agricultural Economic and Agribusiness
- Agricultural Education, Communication and Technology
- Animal Science
- Biological Engineering (joint program with the College of Engineering)
- Crop Management
- Environmental, Soil, and Water Science
- Food Science
- Horticulture
- Poultry Science
- Turf and Landscape Horticulture

School of Human Environmental Sciences

- Apparel Studies
- Foods, Human Nutrition, and Hospitality
- General Human Environmental Sciences
- Human Development, Family Sciences, and Rural Sociology
- Interior Design

School of Architecture

- Architecture
- Architectural Studies
- Landscape Architecture
- Landscape Architectural Studies

J. William Fulbright College of Arts and Sciences

- American Studies
- Anthropology
- Art
- Biology

- Chemistry
- Classical Studies
- Communication
- Computer Science (B.A.)
- Criminal Justice
- Drama
- Earth Science
- Economics
- English
- French
- Geography
- Geology
- German
- History
- International Relations
- Journalism
- Mathematics
- Medical Sciences
- Music
- Philosophy
- Physics
- Political Science
- Psychology
- Public Administration (B.S.)

School of Social Work

- Sociology
- Spanish

Second (or dependent) Majors*

- African American Studies
- European Studies
- Latin American Studies
- Middle East Studies
- Russian Studies

**A second (or dependent) major must be earned in a degree program in which the first major is one authorized to be given independently.*

Sam M. Walton College of Business

- Accounting
- Business Economics
- Finance
- General Business
- Information Systems



Chancellor Dr. John White congratulates split end Richard Bracken for earning his master's of art in teaching degree last spring during UA's Student-Athlete Day celebration. Bracken was also named to UA's Lon Farrell Academic Honor Roll for maintaining a 3.0 grade point average.

- International Business
- Management
- Marketing
- Transportation and Logistics

College of Engineering

- Biological Engineering
- Chemical Engineering
- Civil Engineering
- Computer Engineering
- Computer Science (B.S.)
- Electrical Engineering
- Industrial Engineering
- Mechanical Engineering

College of Education and Health Professions

- Communication Disorders
- Elementary Education
- Health Science
- Kinesiology
- Middle-Level Education
- Recreation
- Vocational Education
- Eleanor Mann School of Nursing**

2006



ALUMNI

Among more than 104,000 living, addressable alumni are many who have risen to the top of their respective fields of endeavor, including:

Business:

- Robert M. Bryant, '65, '68, president and CEO, National Insurance Crime Bureau, and former deputy director of FBI
- Scott Ford, '84, president and CEO, ALLTEL
- Luis H. Moreno, Jr., '55, head of National Bank of Panama
- Jim Walton, '71, chairman and CEO, Arvest Bank Group
- S. Robson Walton, '66, chairman, Wal-Mart Stores Inc., the world's largest retail organization

Science and Technology:

- Mary Good, '53, '55, '79, past president, American Association for the Advancement of Science
- Tommy Holloway, '63, manager of NASA's Space Shuttle Programs
- J. Walter Keller, '46, '48, '50, developer of the heart pacemaker
- Robert Maurer, '49, inventor of fiber optic technology
- Robert T. Mitchell, '64, '65, Cassini Program Manager, Jet Propulsion Laboratory

Government:

- Admiral Vern E. Clark, '68, Chief of Naval Operations
- J. William Fulbright, '25, '48, former U.S. Senator and creator of the Fulbright Program for International Education Exchange (deceased)
- George Haley, '52, former U.S. Ambassador to Gambia
- Ricardo Martinelli, '73, chairman, Panama Canal Commission
- Thomas F. "Mack" McLarty, III, '68, former White House Chief of Staff for President Clinton and Special Envoy to the Americas

Arts:

- Merideth D. Boswell, '77, set director whose credits include "Ed TV" and "Apollo 13," for which she received an Academy Award nomination
- E. Lynn Harris, '77, author of several books including "What Becomes of the Brokenhearted"
- E. Fay Jones, '50, winner of American Institute of Architects' 1990 Gold Medal (deceased)
- Laurence Luckenbill, '55, actor and producer
- Miller Williams, '52, poet
- Ed Wilson, '80, president, Fox Television Network

RAZORBACK FOOTBALL





ACADEMIC/TEAM SUPPORT

ARKANSAS RAZORBACK STUDENT-ATHLETE SUPPORT SERVICES

Support Services Mission Statement: The primary focus of the Razorback Support Program is to provide the student-athlete with the opportunity to develop the skills necessary to be a success in college and in life. This is accomplished through competent academic counseling, life skills training and preparation to enter the job market upon graduation.

Academic Support

The University of Arkansas Academic Support Center serves as the liaison between the athletic department and all faculty, staff and university personnel regarding academic concerns and procedures.

The Academic Support Center is committed to providing the Razorback student-athletes with the tools and resources they need to succeed in the competitive academic environment at the University of Arkansas, ultimately leading to graduation.

Support services include a mentoring program, monitored study hall, tutorial services, a computer laboratory and referrals to other campus support services.

UA's Academic Game Plan for Graduation

Student-athletes are expected to meet specific academic criteria in order to maintain their eligibility. This can be easily achieved by following the Academic Game Plan set out by the Academic Support Center.

The support center staff has designed programs and set specific goals to help student-athletes achieve academic success. One such goal is each student-athlete enroll and successfully complete 30 hours of coursework each academic year. By maintaining this course load, they will not only be on track to graduate in four years, but will easily meet eligibility requirements set by the NCAA.

Study Hall and Tutors

- Study Hall is a quiet setting for uninterrupted study and is required for all scholarship student-athletes until a 2.5 GPA or better is achieved. The use of tutors is highly encouraged, if not required for some student-athletes.

Honors and Awards

- SEC Academic Honor Roll (3.0 GPA or above for two consecutive semesters)
- Lon Farrell Award (3.0 GPA for one or both semesters during academic year)
- Hard Working Hog (30 hours of coursework in one academic year)

Class Attendance

- Student-athletes are expected to attend all classes unless previously excused
- The Academic Support Staff regularly checks attendance
- If traveling with a team, student-athletes notify instructors early each semester regarding assignments and/or test(s)



Flanker John Aaron Rees was one of eight Razorbacks named to the Southeastern Conference's 2005 Academic Honor Roll.

2005-06 GRADUATES

Baseball

Clay Goodwin
Trey Holloway
Josh Smith

Marvin Jackson
James Johnson
David Thompson
Marcus Whitmore

Tennis

Adrians Zguns
Imraan Ismail

Football

Chris Balseiro
Richard Bracken

Golf

Josh Farrell
Chad Faucett

Track

Eric Brown
Jason Sandfort





ACADEMIC/TEAM SUPPORT

ACADEMIC SUPPORT/STUDENT SERVICES

2005-06 LON FARRELL ACADEMIC HONOR ROLL

(3.0 GPA or higher in the last fall or spring semester, or both)

Baseball

Taylor Ardoin
Clint Arnold
Brandon Barr
Charley Boyce
Kevin Carby
Jerrod Carroll
Jake Dugger
James Ewing
Josh Germany
James Gilbert
Danny Hamblin
Thomas Hauskey
Chris Hollensworth
Trey Holloway
Wayne Hrozek
Hunter London
Tommy McClain
Brian McLelland
Nick Makris
Stephen Robison
Brad Secrist
Shaun Seibert
Ben Tschepikow
Brian Walker
Michael Wild
Matt Willard

John Aaron Rees
Jonathan Riddell
Cole Scates
Jacob Skinner
David Thompson
Lance Thompson
Kevin Thornton
Zac Tubbs
Colin Tucker
Brian Vavra
Dallas Washington

Golf

Hunter Buwick
Drew Carroll
Stephen Cox
Jordan Payne
Will Osborne
Dalton Owens

Tennis

Braden Burks
Branden Joost
Michael Jung
Taylor King
Andrei Nicoara
Matt Roberts
Drew Sosebee
Blake Strode
Brian Yanulis

Basketball

Luke Allen
Sean McCurdy

Football

Michael Aguirre
Cole Barthel
Mark Bonner
Richard Bracken
Jeremy Davis
Chad Dayton
Kyle Dickerson
Blane Gibson
Matt Harris
Joseph Henry
Nathan Huffer
Clark Irwin
Farod Jackson
Glen Jasper
Donovan Johnson
James Johnson
Rashaad Johnson
Landon Leach
Vernon McNeal
Donald Meador
Lucas Miller
Mike Moffitt
Marcus Monk
Derek Moore
Will Moore
Justin Nowlin
Sam Olajubutu
Stephen Parker

Track

Kent Austell
Nkosingza Balumbu
Chris Barnicle
Josphat Boit
Ryan Botha
Eric Brown
Jose Campos
John Coconis
Kenny Cormier
Brad Dittoe
Jeremy Dodson
Eric Gross
Tyler Hill
Josh Jeter
Creighton Kiper
Kyle Komarek
Daniel LaCava
Scott MacPherson
Greg Martin
Jonathan Norris
Adam Perkins
Rio Reina
Josh Robles
Marc Rodrigues
Brent Rosson
Mychael Stewart
David Wittenmyer



Located on the East side of expanded Donald W. Reynolds Razorback Stadium, the Bob and Marilyn Bogle Academic Center provides both male and female student-athletes with a state-of-the-art academic support facility second to none. Approximately 15,000 square feet, the center includes a computer lab with 36 stations, formal and informal study areas, 14 individual tutor rooms with computers, Internet access, student life and career development resources, and a multi-purpose classroom. The center is open from 8 a.m. until 10 p.m. and provides Razorback student-athletes with academic counseling, tutorial services, academic skill development, life skills training and career development opportunities.



Cornerback Shedrick Johnson, who saw action in 10 games last year and recorded eight tackles, is one of 44 Razorbacks to earn a 2005 Hard Working Hog award for completing a minimum of 30 hours during the academic year.

2005-06 ACADEMIC ALL-SEC

Baseball

Charley Boyce
Jake Dugger
James Gilbert
Chris Hollensworth
Trey Holloway
Brian McLelland
Shaun Seibert
Josh Smith
Brian Walker
Matt Willard

Basketball

Preston Cranford
Steven Hill

Football

Richard Bracken
Chad Dayton
Kyle Dickerson
Farod Jackson
James Johnson
Vernon McNeal
John Aaron Rees
David Thompson

Golf

Hunter Buwick
Will Osborne

Tennis

Braden Burks
Michael Jung
Andrei Nicoara
Matt Roberts

Track

Luis Bordes
Ryan Botha

Eric Brown
Brad Dittoe
Eric Gross
Tyler Hill
Jonathan Norris
Adam Perkins
Marc Rodrigues
Brent Rosson
Mychael Stewart
Seth Summerside
David Wittenmyer

2006



RAZORBACK FOOTBALL





ACADEMIC/TEAM SUPPORT

ACADEMIC SUPPORT/STUDENT SERVICES



Brian Vavra, who handled kickoffs for the Hogs last year, was named to UA's 2006 Lon Farrell Academic Honor Roll and earned a 2005 Hard Working Hog award for completing at least 30 hours during the academic year.

The Razorback Program for Student-Athlete Success

The Office of Student Support Services of the University of Arkansas Athletic Department was established to assist student-athletes in their efforts toward attaining specific academic and life goals as well as graduation.

Recognizing the difficulty of being both a student and an athlete, the office seeks to help students develop appropriate skills, which will allow them to maximize their individual potential while participating in intercollegiate athletics.

The University of Arkansas is a participant in the NCAA CHAMPS/Life Skills Program. This program addresses the needs of student-athletes in five primary areas: Academics, Personal Development, Career Development, Community Service and Athletic Excellence.

Student Life

The University of Arkansas is as concerned about the personal and social development of our student-athletes as it is their academics and athletics.

The Office of Student Life focuses on the personal development and community service components of the NCAA CHAMPS/Life Skills program. Training is provided in a wide variety of areas such as financial

planning, drug and alcohol education, time management, study skills and developing community service activities.

Career Development

The purpose of the Career Development Program is to assist student-athletes in making a smooth transition into the world of work. This process begins in the freshman year with a one-hour course in which career options are explored.

Workshops are also held to provide student-athletes training in resume writing, interviewing skills and etiquette. Individual assistance with locating summer internships and job placement helps give the student-athlete a head start in his or her career.

Participation in athletics enables individuals to develop the personal qualities that are in high demand in the business world today.

2005 HARD WORKING HOGS AWARD

(30 or more hours earned during the 2004-05 academic year)

Baseball

Clint Arnold
Scott Bridges
Devin Collis
Craig Gentry
Josh Germany
James Gilbert
Clay Goodwin
Phillip Graham
Danny Hamblin
Chris Hollensworth
Trey Holloway
John Henry Marquardt
Knox McCorquodale
Brian McLelland
Stephen Robison
Nick Schmidt
Shawn Seibert
Ben Tschepikow
Justin White
Matt Willard

Football

Anders Akerstrom
Chris Balseiro
Richard Bracken
Pierre Brown
Rick Culbert
Weston Dacus
Chad Dayton
Josh Dennis
Kyle Dickerson
Robert Felton
Jeremy Harrell
Steven Harris
P.J. Hickey
Jeb Huckleba
Glen Jasper
Donovan Johnson
James Johnson
Robert Johnson
Shedrick Johnson
Brandon Kennedy
Cedric Logan
Jonathan Luigs
Rusty McEntire
Ernest Mitchell
Marcus Monk
John Moody
Clarke Moore
Alex Mortensen

Sam Olajubutu
Kyle Payne
Sean Penix
Gene Perry
John Aaron Rees
Darren Rogers
John Shaw
Justin Slaughter
Michael Tate
David Thompson
Lance Thompson
Brian Vavra
Darius Vinnett
Dallas Washington
Marc Winston
Michael Young

Golf

Will Osborne
Jason Turner

Tennis

Braden Burks
Michael Jung
Andrei Nicoara
Talley Parker
Matt Roberts
Brian Yanulis
Adrians Zguns

Track

Josphat Boit
Luis Bordes
Ryan Botha
Eric Brown
Jose Campos
Abdi Duded
Jimmy Duke
Matt Gunn
Harun Iman
Jonathan Norris
Cory Oldham
Daniel Quinn
Josh Robles
Brent Rosson
Robbie Stevens
Mychael Stewart
Seth Summerside
Jaanus Uudmae
David Wittenmyer

Basketball

Preston Cranford
Steven Hill
Dontell Jefferson
Jonathon Modica
Sammy Munsey
Darian Townes

ARKANSAS' ALL-TIME SEC ACADEMIC HONOR ROLL SELECTIONS

1992	NG Owen Kelly, OT Chris Oliver, K Todd Wright	FB Nathan Norman, C Kenny Sandlin, LB T.C. Slay, QB Grant Sumner	SNP Chuck Nalley, OG Jerry Reith, FL Richard Smith, QB Ryan Sorahan, SNP Mark Stavelly, TE J. Strain
1993	QB Mike Cherry, LB Brad Hogan, QB Barry Lunney, OT Chris Oliver, DT Vernon Wade	2000 OT Nathan Ball, OT Mark Bokermann, LB Tony Bua, SE Matt Burstein, K Jason Campbell, TB Cedric Cobbs, FB Adam Daily, LB Josh Foliart, QB Robby Hampton, FL Trent McDaniel, C Josh Melton, LB Caleb Miller, OT Shannon Money, P David Ramsey, LB T.C. Slay, TE J. Strain	2003 OT Mark Bokermann, K David Carlton, SE Tom Crowder, NG Scott Davenport, P Josh Dennis, DE Jeb Huckleba, LB Glen Jasper, OG James Johnson, QB Matt Jones, QB Rhett Lashlee, DS Garrett Lewis, QB Dowell Loggains, LB Donald Meador, LB Justin O'Guinn, OG Gene Perry, OG Jerry Reith, LB Darren Rogers, FB Justin Slaughter, QB Ryan Sorahan, OG Tony Ugoh, LB Austin Williams, FL Michael Young
1994	QB Jason Allen, QB Barry Lunney, DT Vernon Wade	2001 FL Zack Blake, OT Mark Bokermann, DT Jermaine Brooks, FS Tom Crowder, LB Josh Foliart, QB Robby Hampton, TB Kweku Hayforn, LB Nathan Henry, LB Michael Malone, C Josh Melton, LB Caleb Miller, OG Shannon Money, C Jarod Morrison, DS Chuck Nalley, K Brennan O'Donohoe, OG Jerry Reith, TE J. Strain	2004 K David Carlton, TE Payne Hall, DE Jeb Huckleba, OG James Johnson, QB Landon Leach, H/QB Dowell Loggains, K Rusty McEntire, LB Donald Meador, LB Clarke Moore, LB Justin O'Guinn, OG Gene Perry, LB Darren Rogers, P John Shaw, FB Justin Slaughter, SE Michael Young
1995	OG Russ Brown, OT Brandon Burlsworth, C Grant Garrett, RB Madre Hill, FS Philip Hayes, QB Barry Lunney	2002 OG Nathan Ball, SS D'Andre Berry, FL Zack Blake, OT Mark Bokermann, LB Tony Bua, FL Steadman Campbell, K David Carlton, SE Tom Crowder, P Josh Dennis, K Ryan Gullett, QB Robby Hampton, OG Daniel Holtz, SNP Garrett Lewis, DE Raymond House, LB Jeb Huckleba, DT James Johnson, QB Matt Jones, C Josh Melton, LB Caleb Miller, LB Clarke Moore,	2005 WR Richard Bracken, QB Chad Dayton, TB Kyle Dickerson, FB Farod Jackson, OG James Johnson, LB Vernon McNeal, WR John Aaron Rees, WR David Thompson
1996	LB Justin Brown, OG Brandon Burlsworth, LB Nathan Cole, K Tony Dodson, SS Philip Hayes, DE Chad Lairamore, C Benji Mahan, CB Dahrnon Moss, OT Jeremiah Washburn		
1997	OG Brandon Burlsworth, TE Nathan Cole, DS Benji Mahan, CB Dahrnon Moss, FB Nathan Norman, OT Tyler Garman, TB Rod Stinson, QB Clint Stoerner		
1998	K Sam Austin, SE Brian Boydston, OG Brandon Burlsworth, TE Nathan Cole, DL Curt Davis, DT Ryan Hale, K Todd Latourette, DB Tony Lockhart, DS Benji Mahan, FB Nathan Norman, OG Kenny Sandlin, LB T.C. Slay, K Carter Stein, QB Grant Sumner, C Jeremiah Washburn		
1999	FL Steadman Campbell, FB Marvin Caston, FB Adam Daily, QB Robby Hampton, C Josh Melton,		

2006

UNIVERSITY OF ARKANSAS





ACADEMIC/TEAM SUPPORT

ARKANSAS RAZORBACKS IN THE COMMUNITY

The University of Arkansas encourages its student-athletes to capitalize on their visibility by playing an active role in the community.

Razorback student-athletes are provided the opportunity to participate in different community services through programs like Arkansas Athletes Outreach (AAO) and the University of Arkansas' Office of Student Life.

AAO is a non-profit organization staffed by former collegiate athletes.

Its staff provides opportunities fostering spiritual growth, character development, leadership skills and community services.

UA's Office of Student Life assists student-athletes in personal and social life development as it relates to academics and athletics. They participate in programs such as Habitat for Humanity and the Book Hogs Reading Program.



ABOVE: Junior fullback Peyton Hillis and the Razorbacks visit patients at the Easter Seal's Hospital in Little Rock.



ABOVE: Sophomore flanker Reggie Fish has some fun with a patient at the Easter Seal's Hospital.



LEFT: Freshman offensive tackle Michael Aguirre, senior offensive tackle Zac Tubbs and senior offensive guard Stephen Parker (left to right) pose with children after participating in a Book Hogs Reading Program event at a local elementary school.

BELOW: Senior linebacker Desmond Sims volunteers his time at AAO's Summer Camp of Champs. He and other Razorbacks help teach good sportsmanship skills to participants.



ABOVE: Senior tight end Wes Murphy and other Hogs play games with children at AAO's Razorbacks for Christmas party, which was held at Locomotion, a family fun park.



ABOVE: Senior safety Randy Kelly (back left) and senior center Tyler Morgan (front right) take part in Office of Student Life's etiquette dinner.

2006



RAZORBACK FOOTBALL





2005 REVIEW

2005 SEASON REVIEW

- ▶ The Razorbacks played more true freshmen in 2005 than all but one team in the nation, according to a poll of sports information directors. Arkansas played 17 true freshmen. Of those 17, five true freshmen earned a start on offense or defense, including quarterback Casey Dick in the last four games. UA's other true freshmen to see action included DE Antwain Robinson, PK Stephen Arnold, QB Cole Barthel, CB Mark Bonner, LB Freddie Fairchild, WR Reggie Fish, FS Elston Forte, LB Tyrell Graham, DT Cord Gray, TB Felix Jones, CB Jamar Love, TB Darren McFadden, OL Mitch Petrus, DT Marcus Shavers, LB Brandon Sturdivant and OT Jose Valdez.
- ▶ For the third time in four years, Arkansas led the SEC in rushing. The Hogs ground out 216.9 yards per game on the ground, which also ranked 12th in the nation. The Razorbacks led the SEC and were fifth in the nation in 2003 (241.9), and led the league and were 12th in the country in 2002 (218.9). In 2004, UA was second in the SEC and No. 22 in the nation (187.4).
- ▶ Tailback Darren McFadden became the first UA freshman and just the seventh Razorback to rush for 1,000 yards in a season by finishing with 1,113 yards and 11 touchdowns. McFadden was the second-fastest Hog to reach the 1,000-yard mark. Ben Cowins, in 1976, reached 1,000 yards on his 147th attempt of the season. McFadden gained 1,000 yards on his 152nd rush. McFadden was also just the seventh freshman in SEC history to run for 1,000 yards and only the 69th player in NCAA history to do so. He set UA freshman records with his season total of 1,113 yards, 11 touchdowns, five 100-yard games and his 190-yard effort against Georgia.

- ▶ Tailback Darren McFadden earned a lot of praise for his rookie season, but another tailback, Felix Jones, became the first freshman in school history to earn All-America honors. Jones was named a first-team All-American by CollegeFootballNews.com after leading the SEC and finishing second in the nation with a 31.9-yard kickoff return average. He was the first Hog to lead a conference in kickoff returns since Derek Holloway led the Southwest Conference in 1982 (21.7). Jones had a 100-yard return for a touchdown against Mississippi State and a 67-yarder against Southern California. He also rushed for 626 yards and three touchdowns, tying McFadden with a 6.3-yard per carry average.
- ▶ After allowing an average of 494.0 yards through the first three games of the season, Arkansas' defense showed drastic improvement the rest of the year. Over the last eight games of the year, UA gave up just 284.9 yards per game. For the year, Arkansas allowed an average of 341.9 yards per game, which ranked 34th in the nation.
- ▶ Linebacker Sam Olajubutu led the team and finished third in the SEC with 118 tackles. He had a career-high 18 stops against Auburn and 16 against Alabama, and was a mid-season addition to the Rotary Lombardi Award watch list.
- ▶ Arkansas had a solid year in special teams areas by leading the nation and setting an SEC record in kickoff return average (29.2), finishing second in the SEC and seventh in the nation in net punting (38.8) and finishing fourth in the league in punt return average (9.6).

2006



UNIVERSITY OF ARKANSAS



Quarterback Casey Dick, one of 17 true freshmen to play for Arkansas last year, passed for 584 yards and seven touchdowns in earning honorable mention freshman All-America honors and making the SEC's All-Freshman team.



Freshman All-American linebacker Freddie Fairchild had 44 of his 59 tackles in the last eight games of the year, helping UA's defense improve from allowing averages of 494 yards through the first three games to 284.9 over the final eight.

2005 ARKANSAS FOOTBALL HONORS

Casey Dick, QB

- ▶ The Sporting News Freshman All-America Honorable Mention
- ▶ SEC Coaches Freshman All-SEC Team

Freddie Fairchild, LB

- ▶ ESPN.com Freshman All-America Team
- ▶ CollegeFootballNews.com Freshman All-America Team (First Team)
- ▶ Rivals.com Freshman All-America Team (First Team)
- ▶ Scout.com Freshman All-America Team (Second Team)
- ▶ The Sporting News Freshman All-America Team (Second Team)
- ▶ The Sporting News Freshman SEC Defensive Player of the Year
- ▶ The Sporting News Freshman All-SEC Team

- ▶ SEC Coaches Freshman All-SEC Team

Keith Jackson, DT

- ▶ Associated Press All-SEC Team (Second Team)

Felix Jones, TB/KR

- ▶ CollegeFootballNews.com First Team All-American – KR
- ▶ SI.com Honorable Mention All-American – KR
- ▶ Football Writers Association of America Freshman All-America Team – KR
- ▶ CollegeFootballNews.com Freshman All-America Team – KR (First Team)
- ▶ Scout.com Freshman All-America Team (First Team)
- ▶ Rivals.com Freshman All-America Team – KR (Second Team)

- ▶ The Sporting News Freshman All-America Team – KR (Second Team)
- ▶ The Sporting News Freshman All-America Honorable Mention – TB
- ▶ CollegeFootballNews.com All-SEC Team
- ▶ SEC Coaches All-SEC Team – RS (Second Team)
- ▶ Associated Press All-SEC Team – All-Purpose Back (Honorable Mention)
- ▶ SEC Coaches Freshman All-SEC Team – RS
- ▶ The Sporting News Freshman All-SEC Team – KR

- ▶ The Sporting News Freshman All-America Team (First Team)
- ▶ Football Writers Association of America Freshman All-America Team

Jonathan Luigs, C/OG

- ▶ ESPN.com Freshman All-America Team
- ▶ Football Writers Association of America Freshman All-

- ▶ America Team
- ▶ CollegeFootballNews.com Freshman All-America Team (Second Team)
- ▶ Rivals.com Freshman All-America Team (Second Team)
- ▶ The Sporting News Freshman All-America Honorable Mention
- ▶ SEC Coaches Freshman All-SEC Team

Darren McFadden, TB

- ▶ Pro Football Weekly All-America Honorable Mention
- ▶ ESPN.com Freshman All-America Team
- ▶ CollegeFootballNews.com Freshman All-America Team (First Team)
- ▶ Rivals.com Freshman All-America Team (First Team)
- ▶ Scout.com Freshman All-America Team (First Team)

- ▶ The Sporting News Freshman All-America Team (First Team)
- ▶ Football Writers Association of America Freshman All-America Team
- ▶ Associated Press SEC Freshman of the Year
- ▶ Associated Press All-SEC Team (First Team)
- ▶ SEC Coaches SEC Freshman of the Year
- ▶ SEC Coaches All-SEC Team (First Team)
- ▶ CollegeFootballNews.com SEC Freshman of the Year
- ▶ CollegeFootballNews.com All-SEC Team
- ▶ ESPN.com SEC Newcomer of the Year
- ▶ ESPN.com All-SEC Team
- ▶ Scout.com All-SEC Team
- ▶ SEC Coaches Freshman All-SEC Team

- ▶ The Sporting News Freshman All-SEC Team
- ▶ Little Rock Touchdown Club University of Arkansas Most Valuable Player

Sam Olajubutu, LB

- ▶ CollegeFootballNews.com Honorable Mention All-American
- ▶ SEC Coaches All-SEC Team (First Team)
- ▶ Associated Press All-SEC Team (Second Team)

Kyle Roper, C

- ▶ CollegeFootballNews.com All-SEC Team
- ▶ Associated Press All-SEC Team (Second Team)



2005 ARKANSAS RAZORBACK FOOTBALL STATISTICS (4-7, 2-6 SEC)

DATE	OPPONENT	RESULT	SCORE	OVERALL	CONFERENCE	TIME	ATTEND
Sep 3 2005	MISSOURI STATE	W	49-17	1-0-0	0-0-0	3:18	66,424
* Sep 10, 2005	VANDERBILT	L	24-28	1-1-0	0-1-0	3:32	68,215
Sep 17, 2005	at #1 Southern California	L	17-70	1-2-0	0-1-0	3:19	90,411
* Sep 24, 2005	at #20 Alabama	L	13-24	1-3-0	0-2-0	3:11	81,018
+ Oct 8, 2005	LOUISIANA-MONROE	W	44-15	2-3-0	0-2-0	3:36	54,209
* Oct 15, 2005	#21 AUBURN	L	17-34	2-4-0	0-3-0	2:58	71,673
* Oct 22, 2005	at #4 Georgia	L	20-23	2-5-0	0-4-0	3:19	92,746
* Nov 5, 2005	SOUTH CAROLINA	L	10-14	2-6-0	0-5-0	3:00	65,837
* Nov 12, 2005	at Ole Miss	W	28-17	3-6-0	1-5-0	3:13	53,289
*+ Nov 19, 2005	MISSISSIPPI STATE	W	44-10	4-6-0	2-5-0	3:11	55,712
* Nov 25, 2005	at #3 LSU	L	17-19	4-7-0	2-6-0	3:34	92,127

* indicates conference game + Little Rock, Ark.

TEAM STATISTICS

	UA	OPP
SCORING	283	271
Points Per Game	25.7	24.6
FIRST DOWNS	208	202
Rushing	116	75
Passing	78	102
Penalty	14	25
RUSHING YARDAGE	2386	1458
Yards gained rushing	2760	1879
Yards lost rushing	374	421
Rushing Attempts	481	403
Average Per Rush	5.0	3.6
Average Per Game	216.9	132.5
TDs Rushing	19	13
PASSING YARDAGE	1581	2303
Att-Comp-Int	280-150-12	336-171-12
Average Per Pass	5.6	6.9
Average Per Catch	10.5	13.5
Average Per Game	143.7	209.4
TDs Passing	13	20
TOTAL OFFENSE	3967	3761
Total Plays	761	739
Average Per Play	5.2	5.1
Average Per Game	360.6	341.9
KICK RETURNS: #-YARDS	33-965	46-982
PUNT RETURNS: #-YARDS	30-287	11-71
INT RETURNS: #-YARDS	12-107	12-118
KICK RETURN AVERAGE	29.2	21.3
PUNT RETURN AVERAGE	9.6	6.5
INT RETURN AVERAGE	8.9	9.8
FUMBLES-LOST	20-10	17-9
PENALTIES-YARDS	80-644	58-440
Average Per Game	58.5	40.0
PUNTS-YARDS	50-2091	63-2532
Average Per Punt	41.8	40.2
Net punt average	40.4	35.6
TIME OF POSSESSION/GAME	29:21	30:39
3RD-DOWN CONVERSIONS	57/157	55/158
3rd-Down Pct	36%	35%
4TH-DOWN CONVERSIONS	11/25	9/12
4th-Down Pct	44%	75%
SACKS BY-YARDS	33-248	22-168
MISC YARDS	69	42
TOUCHDOWNS SCORED	35	33
FIELD GOALS-ATTEMPTS	13-18	12-16
PAT-ATTEMPTS	32-33	31-32
ATTENDANCE	382070	409591
Games/Avg Per Game	6/63,678	5/81,918
Neutral Site Games		0/0

SCORE BY QUARTERS	1st	2nd	3rd	4th	Total
Arkansas Razorbacks	62	90	53	78	283
Opponents	54	75	75	67	271

INDIVIDUAL STATISTICS

RUSHING	GP	Att	Gain	Loss	Net	Avg	TD	Long	Avg/G
Darren McFadden	11	176	1181	68	1113	6.3	11	70	101.2
Felix Jones	11	99	662	36	626	6.3	3	80	56.9
De'Arrius Howard	9	63	359	31	328	5.2	2	60	36.4
Peyton Hillis	11	65	327	12	315	4.8	3	32	28.6
Kyle Dickerson	11	18	98	5	93	5.2	0	26	8.5
Robert Johnson	8	37	112	92	20	0.5	0	14	2.5
Reggie Fish	9	1	7	0	7	7.0	0	7	0.8
Dedrick Poole	10	3	11	6	5	1.7	0	7	0.5
TEAM	5	3	0	11	-11	-3.7	0	0	-2.2
Alex Mortensen	4	2	0	17	-17	-8.5	0	0	-4.2
Casey Dick	4	14	3	96	-93	-6.6	0	3	-23.2
Total	11	481	2760	374	2386	5.0	19	80	216.9
Opponents	11	403	1879	421	1458	3.6	13	86	132.5

PASSING	G	Effic	Att-Cmp-Int	Pct	Yds	TD	Long	Avg/G
Robert Johnson	8	105.75	158-89-6	56.3	876	5	29	109.5
Casey Dick	4	118.34	99-53-4	53.5	584	7	55	146.0
Alex Mortensen	4	62.31	17-6-2	35.3	63	1	20	15.8
Darren McFadden	11	104.60	2-1-0	50.0	13	0	13	1.2
Cedric Washington	10	478.00	1-1-0	100.0	45	0	45	4.5
Peyton Hillis	11	0.00	1-0-0	0.0	0	0	0	0.0
TEAM	5	0.00	1-0-0	0.0	0	0	0	0.0
Marcus Monk	11	0.00	1-0-0	0.0	0	0	0	0.0
Total	11	107.75	280-150-12	53.6	1581	13	55	143.7
Opponents	11	120.97	336-171-12	50.9	2303	20	60	209.4

RECEIVING	G	No.	Yds	Avg	TD	Long	Avg/G
Peyton Hillis	11	38	402	10.6	4	45	36.5
Marcus Monk	11	35	476	13.6	7	55	43.3
Cedric Washington	10	27	365	13.5	1	47	36.5
Darren McFadden	11	14	52	3.7	0	12	4.7
Felix Jones	11	8	100	12.5	0	23	9.1
Dedrick Poole	10	7	35	5.0	0	13	3.5
Cedric Logan	11	6	65	10.8	1	24	5.9
Mason Templeton	11	3	33	11.0	0	13	3.0
Jared Hicks	7	3	18	6.0	0	9	2.6
Brandon Kennedy	11	2	9	4.5	0	6	0.8
Marc Winston	5	2	3	1.5	0	3	0.6
Wes Murphy	8	1	17	17.0	0	17	2.1
Kyle Dickerson	11	1	8	8.0	0	8	0.7
Reggie Fish	9	1	5	5.0	0	5	0.6
Robert Johnson	8	1	0	0.0	0	0	0.0
Casey Dick	4	1	-7	-7.0	0	0	-1.8
Total	11	150	1581	10.5	13	55	143.7
Opponents	11	171	2303	13.5	20	60	209.4



2005 REVIEW

INDIVIDUAL STATISTICS

PUNT RETURNS	No.	Yds	Avg	TD	Long
Peyton Hillis	16	165	10.3	0	27
Michael Coe	8	63	7.9	0	22
Reggie Fish	4	26	6.5	0	17
Felix Jones	1	11	11.0	0	11
Kyle Dickerson	1	22	22.0	0	0
Total	30	287	9.6	0	27
Opponents	11	71	6.5	0	16

INTERCEPTIONS	No.	Yds	Avg	TD	Long
Vickiel Vaughn	4	13	3.2	0	13
Michael Coe	3	25	8.3	0	16
Michael Grant	3	0	0.0	0	0
Randy Kelly	1	42	42.0	1	42
Elston Forte	1	27	27.0	0	27
Total	12	107	8.9	1	42
Opponents	12	118	9.8	0	42

KICK RETURNS	No.	Yds	Avg	TD	Long
Felix Jones	17	543	31.9	1	100
Darren McFadden	12	348	29.0	0	81
Peyton Hillis	3	65	21.7	0	23
TEAM	1	9	9.0	0	9
Total	33	965	29.2	1	100
Opponents	46	982	21.3	0	52

FUMBLE RETURNS	No.	Yds	Avg	TD	Long
Marcus Harrison	1	25	25.0	0	25
Darius Vinnett	1	44	44.0	1	44
Total	2	69	34.5	1	44
Opponents	5	42	8.4	0	37

PUNTING	No.	Yds	Avg	Long	TB	FC	I20	Blkd
Jacob Skinner	50	2091	41.8	58	4	21	15	0
Total	50	2091	41.8	58	4	21	15	0
Opponents	63	2532	40.2	72	5	10	11	1

KICKOFFS	No.	Yds	Avg	TB	OB	Retn	Net	YdLn
Brian Vavra	58	3530	60.9	13	0			
Chris Balseiro	3	154	51.3	0	0			
Total	61	3684	60.4	13	0	1242	40.0	24
Opponents	55	3320	60.4	19	2	1345	35.9	29

TOTAL OFFENSE	G	Plays	Rush	Pass	Total	Avg/G
Darren McFadden	11	178	1113	13	1126	102.4
Robert Johnson	8	195	20	876	896	112.0
Felix Jones	11	99	626	0	626	56.9
Casey Dick	4	113	-93	584	491	122.8
De'Arrius Howard	9	63	328	0	328	36.4
Peyton Hillis	11	66	315	0	315	28.6
Kyle Dickerson	11	18	93	0	93	8.5
Alex Mortensen	4	19	-17	63	46	11.5
Cedric Washington	10	1	0	45	45	4.5
Reggie Fish	9	1	7	0	7	0.8
Dedrick Poole	10	3	5	0	5	0.5
TEAM	5	4	-11	0	-11	-2.2
Total	11	761	2386	1581	3967	360.6
Opponents	11	739	1458	2303	3761	341.9

FG SEQUENCE	ARKANSAS	OPPONENTS
Missouri State	44	(29)
Vanderbilt	(37)	(23), (28), 43
Southern California	(31)	-
Alabama	(34), (27)	(36), 48
Louisiana-Monroe	(42)	-
Auburn	(19), 38	(22), (38)
Georgia	(33), (35), 45	(32), (48), (27)
South Carolina	(19)	41
Ole Miss	-	(28), 34
Mississippi State	(23), (36), (26)	(39)
LSU	41, (30), 28	(26)

Numbers in (parentheses) indicate field goal was made.



Fullback Peyton Hillis averaged 86.1 all-purpose yards per game in 2005.

SCORING	TD	FGs	PATs					Saf	Pts
			Kick	Rush	Rcv	Pass	DXP		
Chris Balseiro	0	13-18	31-32	0-0	0	0-0	0	0	70
Darren McFadden	11	0-0	0-0	1-1	0	0-0	0	0	68
Marcus Monk	7	0-0	0-0	0-0	0	0-0	0	0	42
Peyton Hillis	7	0-0	0-0	0-0	0	0-0	0	0	42
Felix Jones	4	0-0	0-0	0-0	0	0-0	0	0	24
De'Arrius Howard	2	0-0	0-0	0-0	0	0-0	0	0	12
Cedric Logan	1	0-0	0-0	0-0	0	0-0	0	0	6
Cedric Washington	1	0-0	0-0	0-0	0	0-0	0	0	6
Randy Kelly	1	0-0	0-0	0-0	0	0-0	0	0	6
Darius Vinnett	1	0-0	0-0	0-0	0	0-0	0	0	6
Stephen Arnold	0	0-0	1-1	0-0	0	0-0	0	0	1
Casey Dick	0	0-0	0-0	0-0	0	0-1	0	0	0
Total	35	13-18	32-33	1-1	0	0-1	0	0	283
Opponents	33	12-16	31-32	0-0	1	1-1	0	2	271

FIELD GOALS	FGM-FGA	Pct	01-19	20-29	30-39	40-49	50-99	Lg	Blk
Chris Balseiro	13-18	72.2	2-2	3-4	7-8	1-4	0-0	42	0
Total	13-18	72.2	2-2	3-4	7-8	1-4	0-0	42	0
Opponents	12-16	74.0	0-0	7-7	4-5	1-4	0-0	48	0

2006

UNIVERSITY OF ARKANSAS



2005 REVIEW

INDIVIDUAL STATISTICS

ALL PURPOSE	G	Rush	Rec	PR	KOR	IR	Tot	Avg/G	ALL PURPOSE	G	Rush	Rec	PR	KOR	IR	Tot	Avg/G
Darren McFadden	11	1113	52	0	348	0	1513	137.5	Elston Forte	10	0	0	0	0	27	27	2.7
Felix Jones	11	626	100	11	543	0	1280	116.4	Robert Johnson	8	20	0	0	0	0	20	2.5
Peyton Hillis	11	315	402	165	65	0	947	86.1	Jared Hicks	7	0	18	0	0	0	18	2.6
Marcus Monk	11	0	476	0	0	0	476	43.3	Wes Murphy	8	0	17	0	0	0	17	2.1
Cedric Washington	10	0	365	0	0	0	365	36.5	Vickiel Vaughn	11	0	0	0	0	13	13	1.2
De'Arrius Howard	9	328	0	0	0	0	328	36.4	Brandon Kennedy	11	0	9	0	0	0	9	0.8
Kyle Dickerson	11	93	8	22	0	0	123	11.2	Marc Winston	5	0	3	0	0	0	3	0.6
Michael Coe	11	0	0	63	0	25	88	8.0	TEAM	5	-11	0	0	9	0	-2	-0.4
Cedric Logan	11	0	65	0	0	0	65	5.9	Alex Mortensen	4	-17	0	0	0	0	-17	-4.2
Randy Kelly	11	0	0	0	0	42	42	3.8	Casey Dick	4	-93	-7	0	0	0	-100	-25.0
Dedrick Poole	10	5	35	0	0	0	40	4.0	Total	11	2386	1581	287	965	107	5326	484.2
Reggie Fish	9	7	5	26	0	0	38	4.2	Opponents	11	1458	2303	71	982	118	4932	448.4
Mason Templeton	11	0	33	0	0	0	33	3.0									

DEFENSIVE LEADERS	GP	Tackles			TFL/Yds	Sacks No-Yards	Pass Def			Fumbles		Blkd	
		Solo	Ast	Total			Int-Yds	BrUp	QBH	Rcv-Yds	FF	Kick	Saf
24 Sam Olajubutu	11	69	49	118	14.5-40	4.5-22	.	3	10	.	1	.	.
31 Vickiel Vaughn	11	54	29	83	1.0-5	.	4-13	5	2	1-0	1	.	.
27 Pierre Brown	9	38	43	81	4.5-28	3.5-27	.	1	4	.	1	.	.
99 Keith Jackson	11	44	30	74	6.5-32	2.5-22	.	1	6	3-0	1	.	.
23 Desmond Sims	11	35	28	63	10.5-77	5.5-33	.	2	8	.	2	.	.
44 Freddie Fairchild	11	35	24	59	6.0-28	2.0-16	.	1	3
6 Randy Kelly	11	28	30	58	2.0-23	2.0-23	1-42	2
92 Jamaal Anderson	11	28	19	47	10.5-58	4.0-33	.	1	7	1-0	1	.	.
16 Matteredal Richardson	11	28	16	44	1.5-11	1.0-10	.	6	1
55 Marcus Harrison	11	20	17	37	5.0-17	1.0-13	.	.	15	1-25	.	.	.
46 Clarke Moore	11	14	18	32	2.0-12	1.0-11	.	.	1
19 Michael Coe	11	24	7	31	1.0-1	.	3-25	8	.	.	1	1	.
30 Weston Dacus	11	14	12	26	1.5-5	1.5-5	.	1	2	.	1	.	.
91 Anthony Brown	6	14	10	24	7.0-21	.	.	.	6
20 John Johnson	11	17	6	23	2.0-4	.	.	2	3	2-0	.	.	.
8 Michael Grant	11	13	9	22	2.0-15	1.0-13	3-0	7	.	.	1	.	.
2 Chris Houston	11	15	5	20	1.0-2	.	.	8	.	.	1	.	.
4* Darius Vinnett	3	10	4	14	.	.	.	2	1	1-44	.	.	.
3 Kevin Woods	11	6	6	12	.	.	.	1
94 Zach Snider	10	6	5	11	2.5-11	1.5-9	.	.	4
29 Kyle Dickerson	11	5	5	10	1	.
17 Shedrick Johnson	10	6	2	8	1
67 Jeremy Harrell	7	5	2	7	1.0-1	.	.	.	1
90 Ernest Mitchell	9	3	3	6	1.0-7	1.0-7	.	.	4
76 Fred Bledsoe	7	2	4	6
97 Antwain Robinson	3	3	2	5	3.0-7
38 Elston Forte	10	3	2	5	.	.	1-27
22 Peyton Hillis	11	2	3	5
52 Brian Vavra	11	2	2	4
21 L. Robinson	10	2	2	4
3A Mark Bonner	7	2	2	4
37 M. Robinson	5	2	1	3
32 Jamar Love	6	1	1	2
66 Tony Ugoh	11	2	.	2
51 Brett Goode	11	.	2	2
74 Stephen Parker	10	1	.	1
85 Marcus Monk	11	1	.	1
61 Robert Felton	11	1	.	1
53 B. Sturdivant	3	.	1	1
34 Desmond Williams	9	1	.	1
33 Farod Jackson	11	1	.	1
5 Darren McFadden	11	1	.	1
14 Jacob Skinner	11	.	1	1
80 Mason Templeton	11	1	.	1
18 Robert Johnson	8	1	.	1
10 Cedric Washington	10	1	.	1
93 Marcus Shavers	7	1
Total	11	561	402	963	86-405	33-248	12-107	51	80	9-69	11	2	.
Opponents	11	565	286	851	76.0-332	22-168	12-118	38	14	10-42	10	2	2

2006



RAZORBACK FOOTBALL



2005 REVIEW

2005 GAME-BY-GAME STATISTICS (FINAL)

Game	Score	1st Downs	Time of Possession	Rushing No/Yds/TD/Long	Passing Att/Cm/Int/Yds/TD	Tot. Offense TP/Yds	Fumbles No/Lost	Penalties No/Yds	Punts No/Avg	3rd Down Conversions
Arkansas	49	27	27:18	51/483/5/80	25/13/1/108/1	76/591	5-4	6-55	1/39.0	5/10
Missouri State	17	14	32:42	39/178/1/86	28/12/2/160/1	67/338	3-3	4-30	7/39.4	3/16
Arkansas	24	20	28:43	43/194/1/39	30/17/1/204/2	73/398	0-0	9-88	5/2.6	5/15
*Vanderbilt	28	22	31:17	33/130/1/71	45/23/1/278/2	78/408	0-0	2-9	1/15.0	6/16
Arkansas	17	21	34:09	52/197/0/26	26/12/2/129/2	78/326	1-0	7-48	7/41.0	8/18
Southern Cal	70	32	25:51	33/291/4/76	34/23/0/445/6	67/736	0-0	4-23	1/31.0	4/8
Arkansas	13	14	28:52	40/237/1/70	27/11/1/81/0	67/318	1-1	7-40	7/36.7	3/17
*Alabama	24	16	31:08	37/128/1/24	27/13/0/173/1	64/301	0-0	5-40	7/39.3	4/14
Arkansas (LR)	44	29	26:06	49/321/5/39	20/12/1/119/1	69/440	1-1	7-55	2/45.5	4/9
UL-Monroe	15	19	33:54	42/177/1/29	36/15/1/150/1	78/327	2-1	15-114	9/44.7	7/19
Arkansas	17	16	23:10	30/148/2/35	28/17/1/174/0	58/322	1-1	4-40	3/38.7	3/11
*Auburn	34	28	36:50	52/233/1/25	26/17/2/203/3	78/436	0-0	6-43	2/48.5	8/13
Arkansas	20	16	35:44	49/216/2/70	20/11/1/116/0	69/332	3-1	10-59	4/48.2	5/17
*Georgia	23	14	24:16	30/52/1/14	19/11/1/165/1	49/217	3-1	4-20	6/48.2	3/11
Arkansas	10	17	32:07	48/219/0/36	24/12/1/137/1	72/356	1-0	7-77	5/42.4	4/14
*South Carolina	14	16	27:53	33/45/0/37	25/12/0/142/2	58/187	2-1	2-10	7/39.7	6/14
Arkansas	28	17	27:18	40/89/0/13	24/17/0/175/3	64/264	2-2	7-43	6/45.3	9/15
*Ole Miss	17	14	32:42	103/410/1/16	40/21/2/316/1	74/326	2-0	3-32	6/37.7	9/20
Arkansas (LR)	44	19	30:58	45/247/2/64	26/14/2/132/2	71/379	1-0	10-91	2/41.0	7/14
*Mississippi State	10	11	29:02	33/106/1/57	27/11/1/77/0	60/183	3-2	5-53	6/31.0	1/13
Arkansas	17	12	28:22	34/35/1/13	30/14/1/206/1	64/241	1-0	6-48	7/40.9	4/17
*LSU	19	16	31:38	37/108/1/15	29/13/2/194/1	66/302	1-1	8-66	7/40.6	4/14

* - Southeastern Conference Game LR - game played in Little Rock, Ark.

GAME-BY-GAME RUSHING (No/Yds/TD/Long)

Game	Dick	Dickerson	Fish	Hillis	D.Howard	Johnson	Jones	McFadden	Poole
Missouri State	DNP	3/20/0/7	-	14/135/3/32	12/120/0/60	4/-3/0/4	8/137/1/80	9/70/1/37	1/4/0/4
Vanderbilt	DNP	-	DNP	15/39/0/10	21/139/1/39	5/11/0/9	1/-1/0/0	1/6/0/6	-
Southern Cal	DNP	5/35/0/26	DNP	8/19/0/5	9/4/0/4	3/2/0/8	12/66/0/17	13/88/0/14	-
Alabama	DNP	-	DNP	9/54/0/18	5/16/0/4	8/36/0/14	10/53/0/16	8/96/1/70	-
UL-Monroe	DNP	6/31/0/16	1/7/0/7	5/15/0/6	5/29/1/10	5/11/0/13	14/102/2/30	11/125/2/39	2/1/0/7
Auburn	DNP	-	-	4/8/0/4	DNP	6/14/0/9	6/20/0/9	13/108/2/35	-
Georgia	DNP	-	-	2/3/0/2	DNP	6/-39/0/1	10/62/0/35	31/190/2/70	-
South Carolina	4/-33/0/0	-	-	-	1/-1/0/0	DNP	11/66/0/20	32/187/0/35	DNP
Ole Miss	2/-21/0/0	-	-	3/14/0/5	8/27/0/7	DNP	13/50/0/13	13/22/0/9	-
Mississippi State	4/-19/0/3	4/7/0/3	-	5/28/0/10	1/-5/0/0	-	10/71/0/22	21/165/2/64	-
LSU	4/-20/0/0	-	-	-	1/-1/0/0	DNP	4/5/0/4	24/57/1/13	-

GAME-BY-GAME RECEIVING (Rec/Yds/TD/Long)

Game	Dick	Dickerson	Fish	Hicks	Hillis	R. Johnson	F. Jones	Kennedy
Missouri State	DNP	-	-	DNP	1/3/0/3	-	-	-
Vanderbilt	DNP	1/8/0/8	DNP	DNP	4/60/1/29	-	-	-
Southern Cal	DNP	-	DNP	DNP	3/22/0/11	-	1/11/0/11	-
Alabama	DNP	-	DNP	1/9/0/9	2/5/0/5	-	-	-
UL-Monroe	DNP	-	-	DNP	3/36/0/16	1/0/0/0	2/31/0/23	-
Auburn	DNP	-	-	1/7/0/7	7/81/0/29	-	1/3/0/3	1/6/0/6
Georgia	DNP	-	-	-	5/41/0/10	-	3/43/0/20	-
South Carolina	-	-	-	-	3/11/1/4	DNP	1/12/0/12	-
Ole Miss	1/-7/0/0	-	-	-	4/41/1/23	DNP	-	-
Mississippi State	-	-	1/5/0/5	-	3/44/1/22	-	-	1/3/0/3
LSU	-	-	-	1/2/0/2	3/58/0/45	DNP	-	-

Game	C. Logan	McFadden	Monk	Murphy
Missouri State	-	-	6/77/1/21	-
Vanderbilt	1/24/0/24	-	5/59/1/19	-
Southern Cal	-	-	3/33/2/16	-
Alabama	-	1/-2/0/0	4/47/0/19	-
UL-Monroe	2/17/1/12	1/6/0/6	2/26/0/15	-
Auburn	-	3/1/0/4	1/18/0/18	-
Georgia	-	-	1/7/0/7	1/17/0/17
South Carolina	1/16/0/16	3/6/0/7	1/19/0/19	-
Ole Miss	2/8/0/6	2/17/0/12	5/63/2/24	-
Mississippi State	-	2/10/0/9	4/48/1/15	-
LSU	-	2/14/0/9	3/79/0/55	-

Game	Poole	Templeton	C. Washington	Winston
Missouri State	3/15/0/13	-	2/13/0/7	1/0/0/0
Vanderbilt	3/18/0/7	1/12/0/12	2/23/0/13	-
Southern Cal	-	-	5/63/0/18	-
Alabama	1/2/0/2	-	1/7/0/7	-
UL-Monroe	-	-	DNP	1/3/0/3
Auburn	-	-	3/58/0/26	DNP
Georgia	-	1/8/0/8	-	DNP
South Carolina	DNP	-	3/73/47	DNP
Ole Miss	DNP	-	3/53/0/20	DNP
Mississippi State	-	-	3/22/0/9	-
LSU	-	-	5/53/1/29	DNP



Marcus Monk led the team with 476 receiving yards and seven touchdown catches a year ago.

2006

UNIVERSITY OF ARKANSAS



GAME-BY-GAME PASSING (Att/Cm/Int/Yds/TD)

Game	Dick	Hillis	Johnson	McFadden	Monk	Mortensen	Washington
Missouri State	DNP	-	22/12/1/88/1	-	-	3/1/0/20/0	-
Vanderbilt	DNP	1/0/0/0/0	28/17/1/204/2	-	1/0/0/0/0	-	-
Southern Cal	DNP	-	16/8/1/91/1	-	-	10/4/1/38/1	-
Alabama	DNP	-	26/11/1/81/0	-	-	-	-
UL-Monroe	DNP	-	17/12/0/119/1	-	-	3/0/1/0/0	-
Auburn	DNP	-	28/17/1/174/0	-	-	-	-
Georgia	DNP	-	19/11/1/116/0	1/0/0/0/0	-	-	-
South Carolina	24/12/1/137/1	-	DNP	-	-	DNP	-
Ole Miss	24/17/0/175/3	-	DNP	-	-	DNP	-
Mississippi State	23/12/2/124/2	-	2/1/0/3/0	-	-	1/1/0/5/0	-
LSU	28/12/1/148/1	-	DNP	1/1/0/13/0	-	DNP	1/1/0/45/0

PUNTING (No/Yds/Avg/Long)

No/Yds/Avg/Long	Skinner
Missouri State	1/39/39.0/39
Vanderbilt	6/256/42.7/57
Southern Cal	7/287/41.0/51
Alabama	7/257/36.7/44
UL-Monroe	2/91/45.5/48
Auburn	3/116/38.7/42
Georgia	4/193/48.2/57
South Carolina	5/212/42.4/52
Ole Miss	6/272/45.3/58
Mississippi State	2/82/41.0/46
LSU	7/286/40.9/55

FIELD GOALS Made (Missed)

(Made) Missed	Balseiro
Missouri State	44
Vanderbilt	(37)
Southern Cal	(31)
Alabama	(34), (27)
UL-Monroe	(42)
Auburn	(19), 38
Georgia	(33), (35) 45
South Carolina	(19)
Ole Miss	-
Mississippi State	(23), (36), (26)
LSU	41, (30), 28

ARKANSAS INDIVIDUAL GAME CAREER BESTS – RUSHING

PLAYER	ATTEMPTS	YARDS	TOUCHDOWNS	LONG
Dick	4 – South Carolina '05, Miss. St. '05, LSU '05	-19 – Mississippi St. '05	-	3 – Mississippi St. '05
Dickerson	11 – New Mexico St. '04	65 – New Mexico St. '03	1 – New Mexico St. '03, New Mexico St. '04	28 – Miss. State '03
Fish	1 – Louisiana-Monroe '05	7 – Louisiana-Monroe '05	-	7 – Louisiana-Monroe '05
Hillis	18-Ole Miss '04	135 – Missouri St. '05	3 – Missouri St. '05	42 – LSU '04
D. Howard	29 – Mississippi State '04	139 – Vanderbilt '05	2 – Tennessee '02, Ole Miss '02, Tulsa '03, Texas '03	60 – Missouri St. '05
R. Johnson	8 – Alabama '05	36 – Alabama '05	-	19 – New Mexico State '04
F. Jones	14 – Louisiana-Monroe '05	137 – Missouri St. '05	2 – Louisiana-Monroe '05	80 – Missouri St. '05
Kennedy	1 – Auburn '02, Ole Miss '02, Tulsa '03	7 – Tulsa '03	-	7 – Tulsa '03
McFadden	32 – South Carolina '05	190 – Georgia '05	2 – Louisiana-Monroe '05, Auburn '05, Georgia '05, Mississippi St. '05	70 – Georgia '05
Poole	10 – New Mexico State '04	44 – Auburn '04	-	16 – Auburn '04
C. Washington	1 – Auburn '03, New Mexico St. '03, LSU '03, Georgia '04, S. Carolina '04, Ole Miss '04, Mississippi State '04	9 – South Carolina '04	-	9 – S. Carolina '04

ARKANSAS INDIVIDUAL GAME CAREER BESTS – PASSING

PLAYER	ATTEMPTS	COMPLETIONS	YARDS	INTERCEPTIONS	TOUCHDOWNS	LONG
Dick	28 – LSU '05	17 – Ole Miss '05	175 – Ole Miss '05	2 – Mississippi St. '05	3 – Ole Miss '05	55 – LSU '05
Hillis	1 – Vanderbilt '05	-	-	-	-	-
R. Johnson	28 – Vanderbilt '05, Auburn '05	17 – Vanderbilt '05, Auburn '05	204 – Vanderbilt '05	1 – Missouri St. '05, Vanderbilt '05, Southern Cal '05, Alabama '05, Louisiana-Monroe '05, Auburn '05, Georgia '05	2 – New Mexico St. '04, Vanderbilt '05	74 – New Mexico St. '04
McFadden	1 – Georgia '05, LSU '05	1 – LSU '05	13 – LSU '05	-	-	13 – LSU '05
Monk	1 – Vanderbilt '05	-	-	-	-	-
Mortensen	10 – Southern Cal '05	4 – Southern Cal '05	38 – Southern Cal '05	1 – Southern Cal '05	1 – Southern Cal '05	20 – Missouri St. '05
Washington	1 – LSU '05	1 – LSU '05	45 – LSU '05	-	-	45 – LSU '05

ARKANSAS INDIVIDUAL GAME CAREER BESTS – RECEIVING

PLAYER	RECEPTIONS	YARDS	TOUCHDOWNS	LONG
Baker	3-ULM '04	74 – New Mexico State '04	1 – New Mexico State '04, Auburn '04	74 – New Mexico State '04
Dickerson	2- Florida '04	18 – New Mexico State '04	-	18 – New Mexico State '04
Fish	1 – Mississippi St. '05	5 – Mississippi St. '05	-	5 – Mississippi St. '05
Hicks	3 – Ole Miss '04	42 – Ole Miss '04	2 – Ole Miss '04	30 – Georgia '04
Hillis	7 – Auburn '05	81 – Auburn '05	1 – Alabama '04, LSU '04, Vanderbilt '05, South Carolina '05, Ole Miss '05, Mississippi St. '05	45 – LSU '05
R. Johnson	1 – Louisiana-Monroe '05	-	-	-
F. Jones	3 – Georgia '05	43 – Georgia '05	-	23 – Louisiana-Monroe '05
Kennedy	1 – Auburn '05, Mississippi St. '05	6 – Auburn '05	-	6 – Auburn '05
C. Logan	2 – Louisiana-Monroe '05, Ole Miss '05	24 – Vanderbilt '05	1 – Louisiana-Monroe '05	24 – Vanderbilt '05
McFadden	3 – Auburn '05, South Carolina '05	17 – Ole Miss '05	17 – Ole Miss '05	12 – Ole Miss '05
Monk	7 – S. Carolina '04	95 – S. Carolina	2 – ULM '04, Southern Cal '05, Ole Miss '05	55 – LSU '05
Murphy	1 – Georgia '05	17 – Georgia '05	-	17 – Georgia '05
Poole	3 – Missouri St. '05, Vanderbilt '05	50 – Texas '04	-	27 – S. Fla. '02
Templeton	2 – Mississippi State '04	21- LSU '04	-	21-LSU '04
Thompson	1 – New Mexico State '04	4 – New Mexico State '04	-	4 – New Mexico State '04
C. Washington	5 – Mississippi State '04, Southern Cal '05, LSU '05	101 – Mississippi State '04	1 – New Mexico State '04, LSU '05	47 – South Carolina '05
Winston	1 – Missouri St. '05, Louisiana-Monroe '05	3 – Louisiana-Monroe '05	-	3 – Louisiana-Monroe '05



2005 REVIEW

2005 GAME-BY-GAME DEFENSIVE STATISTICS (COACHES' FILM) (UT-AT-TOTAL-TFL)

PLAYER	at SOUTHERN			at ALABAMA	UL MONROE	AUBURN	at GEORGIA	SOUTH CAROLINA	at OLE MISS	MISSISSIPPI ST.	at LSU
	MISSOURI	ST. VANDERBILT	CALIFORNIA								
Anderson	3-0-3	0-1-1	2-0-2	-	2-1-3	2-1-3	6-4-10	3-3-6	3-3-6	6-2-8	2-2-4
Bledsoe	3-1-4	0-1-1	1/9	-	-	-	2-7	0.5/2	3-21	3-17	-
Bonner	DNP	DNP	DNP	DNP	0-1-1	-	-	DNP	DNP	DNP	DNP
Brown, A.	2-0-2	4-3-7	-	3-5-8	3-2-5	2-0-2	-	-	0-1-1	2-0-2	-
	1.5/5	1.0/1	-	2/8	2/5	-	-	-	DNP	DNP	DNP
Brown, P.	4-3-7	6-1-7	DNP	DNP	1-5-6	3-12-15	4-2-6	2-3-5	9-4-13	3-3-6	4-4-8
		1.0/3	-	-	1/1	0.5-2	-	-	1/8	-	1/14
Coe	3-1-4	3-0-3	4-1-5	2-1-3	1-0-1	5-1-6	2-1-3	1-0-1	1-0-1	-	1-0-1
						1/1	-	-	-	-	-
Dacus	5-1-6	-	1-0-1	4-3-7	2-2-4	1-2-3	1-0-1	-	0-1-1	2-0-2	0-2-2
										0.5-1	-
Dickerson	-	-	-	1-0-1	1-0-1	-	1-0-1	-	0-2-2	0-2-2	2-0-2
F. Fairchild	2-0-2	1-1-2	4-1-5	5-4-3	2-3-5	6-2-8	4-2-6	5-4-9	3-2-5	3-3-6	1-1-2
		1.0/10	-	1/3	-	-	2-9	-	2/6	-	-
Felton	-	-	-	1-0-1	-	-	-	-	-	-	-
Forte	-	-	-	-	2-0-2	-	0-1-1	DNP	-	-	1-1-2
Goode	-	-	-	1-0-1	-	0-1-1	-	-	-	-	-
Grant	2-0-2	1-2-3	1-0-1	2-1-3	2-2-4	-	-	1-1-2	0-1-1	3-0-3	1-1-2
										2-15	-
Harrell	1-0-1	-	-	1-0-1	2-1-3	DNP	DNP	DNP	-	-	-
					1/1	-	-	-	-	-	-
Harrison	1-0-1	3-6-9	1-0-1	1-1-2	5-0-5	3-3-6	1-0-1	3-2-5	2-1-3	1-4-5	-
		1.0/1	-	-	1/13	-	-	2.0/2	-	1-1	-
Hillis	1-0-1	-	-	-	-	-	-	0-1-1	1-1-2	0-1-1	-
Houston	1-0-1	2-0-2	-	4-0-4	2-1-3	2-0-2	DNP	1-0-1	2-0-2	2-1-3	-
F. Jackson	-	-	1-0-1	-	-	-	-	-	DNP	-	-
K. Jackson	2-1-3	3-4-7	3-0-3	2-5-7	3-0-3	7-3-10	3-2-5	5-5-10	7-3-10	5-3-8	3-4-7
		1.0/0	-	-	-	1-3	0.5/6	2/11	-	1/4	-
J. Johnson	2-1-3	-	1-1-2	-	5-2-7	1-0-1	1-0-1	2-0-2	1-1-2	3-0-3	-
					1/3	-	-	-	-	-	-
R. Johnson	1-0-1	-	-	-	-	-	-	DNP	DNP	-	DNP
S. Johnson	-	2-0-2	-	-	2-2-4	1-0-1	-	-	-	1-0-1	-
Kelly	1-0-1	-	2-2-4	1-0-1	3-2-5	3-6-9	1-4-5	4-6-10	4-3-7	3-2-5	7-2-9
						1/15	-	-	-	1-8	-
Love	-	DNP	DNP	-	0-1-1	-	1-0-1	DNP	DNP	-	DNP
McFadden	-	-	-	-	-	-	-	-	-	-	1-0-1
Mitchell	-	DNP	-	DNP	0-1-1	-	-	0-1-1	2-0-2	1-0-1	DNP
									1/7	-	-
C. Moore	3-1-4	0-1-1	2-1-3	5-5-10	0-2-2	0-3-3	-	-	-	3-0-3	-
	2/2	-	-	-	-	-	-	-	-	1-11	-
Parker	1-0-1	-	-	-	-	-	-	-	-	-	-
Olajubutu	8-2-10	4-4-8	11-3-14	9-7-16	2-6-8	12-6-18	6-1-7	5-5-10	5-4-9	3-3-6	5-2-7
			1/1	2/10	1/2	2/10	-	1/3	-	2-4	2/3
Richardson	1-2-3	5-3-8	1-0-1	4-4-8	2-0-2	2-2-4	2-0-2	2-2-4	4-3-7	3-1-4	2-0-2
								1.5/11	-	-	-
A. Robinson	DNP	DNP	DNP	DNP	DNP	DNP	DNP	DNP	2-2-4	1-0-1	-
									2/4	1-3	-
L. Robinson	-	0-1-1	2-0-2	-	-	-	0-1-1	-	DNP	-	-
M. Robinson	1-0-1	1-0-1	-	-	-	DNP	DNP	DNP	DNP	DNP	DNP
Sims	1-2-3	4-1-5	1-2-3	3-6-9	4-4-8	6-3-9	3-1-4	9-3-12	1-1-2	2-2-4	2-2-4
	0.5/0	1.0/4	-	-	-	1/5	1-3	4.5/49	-	1-12	1/2
Snider	0-1-1	-	-	-	3-3-6	1-0-1	-	0-1-1	-	1-0-1	-
					2/9	-	-	-	-	0.5-2	-
Sturdivant	DNP	DNP	DNP	DNP	DNP	DNP	DNP	DNP	DNP	0-1-1	-
Ugoh	-	-	-	1-0-1	-	-	-	-	-	1-0-1	-
Vaughn	7-3-10	8-3-11	2-2-4	5-3-8	1-0-1	9-3-12	5-2-7	3-4-7	8-3-11	2-4-6	3-3-6
	2/7	-	-	-	-	-	-	-	-	-	-
Vavra	1-0-1	0-1-1	-	-	-	1-0-1	-	-	-	-	1-0-1
Vinnett	1-1-2	5-0-5	1-2-3	DNP	DNP	DNP	DNP	DNP	DNP	DNP	DNP
Washington	-	-	1-0-1	-	DNP	-	-	-	-	-	-
D. Williams	-	-	-	-	-	-	1-0-1	-	DNP	DNP	DNP
Woods	-	0-1-1	-	1-0-1	2-0-2	-	DNP	0-1-1	1-1-2	2-3-5	-

2006

UNIVERSITY OF ARKANSAS

2005 REVIEW

FINAL 2005 DEPTH CHART

OFFENSE

SE	85	Marcus Monk	6-6	227
	81	David Thompson	6-2	190
LT	66	Tony Ugoh	6-5	314
	78	Jose Valdez	6-6	305
LG	70	Kyle Roper	6-3	291
	57	Mitch Petrus	6-5	275
C	63	Jonathan Luigs	6-4	301
	70	Kyle Roper	6-3	291
RG	67	Jeremy Harrell	6-2	282
	60	Chase Pressley	6-4	310
RT	61	Robert Felton	6-4	313
	75	Nate Garner	6-6	315
TE	89	Wes Murphy	6-3	268
	86	Jared Hicks	6-6	280
FL	10	Cedric Washington	6-0	200
	6	Cedric Logan	6-0	190
QB	11	Casey Dick	6-2	200
	18	Robert Johnson	6-2	212
TB	5	Darren McFadden	6-2	210
	25	Felix Jones	6-0	195
	26	De'Arrius Howard	6-0	236
FB	22	Peyton Hillis	6-2	240
	47	Brandon Kennedy	5-11	246
	29	Kyle Dickerson	5-9	204
	33	Farod Jackson	6-0	226


DEFENSE

LE	23	Desmond Sims	6-3	228
	49	Antwain Robinson	6-3	240
LT	55	Marcus Harrison	6-3	300
	90	Ernest Mitchell	6-2	290
RT	99	Keith Jackson	6-0	285
	93	Marcus Shavers	6-3	265
	98	Cord Gray	6-2	270
RE	92	Jamaal Anderson	6-6	262
	94	Zach Snider	6-3	240
	93	Marcus Shavers	6-3	265
WLB	24	Sam Olajubutu	5-9	227
	53	Brandon Sturdivant	5-11	218
MLB	27	Pierre Brown	6-0	227
	46	Clarke Moore	6-2	245
SLB	44	Freddie Fairchild	6-2	215
	30	Weston Dacus	6-2	230
LC	16	Matterral Richardson	6-0	195
	19	Michael Coe	6-1	186
SS	6	Randy Kelly	6-0	188
	38	Elston Forte	6-1	185
FS	31	Vickiel Vaughn	6-0	204
	3	Kevin Woods	5-10	197
RC	2	Chris Houston	5-11	180
	8	Michael Grant	5-11	185
	20	John Johnson	5-10	197

SPECIAL TEAMS

KO	52	Brian Vavra	5-11	175
PK	55	Chris Balseiro	6-1	215
	50	Jeremy Davis	5-9	195
P	14	Jacob Skinner	6-3	212
	50	Jeremy Davis	5-9	195
SN	51	Brett Goode	6-1	229
HOL	14	Jacob Skinner	6-3	212
FR	25	Felix Jones	6-0	195
SR	5	Darren McFadden	6-2	210
SO	22	Peyton Hillis	6-2	240
JR	22	Peyton Hillis	6-2	240
SO	25	Felix Jones	6-0	195
JR	4	Reggie Fish	5-7	154


Returning players in **BOLD**



Senior Jeremy Harrell began the year as a defensive tackle but started the last two games at offensive guard.



Junior Weston Dacus made 26 tackles last year as a backup at strong side linebacker.



Sophomore safety Elston Forte is one of the 49 returnees from last year's final depth chart.

2006



RAZORBACK FOOTBALL



2005 REVIEW

2005 STARTING LINEUPS

OFFENSE	SE	LT	LG	C	RG	RT	TE	QB	FL	TB	FB/HB*
MISSOURI STATE	Monk	Ugoh	Parker	Roper	Luigs	Felton	Templeton	R. Johnson	Washington	Howard	Hillis*
VANDERBILT	Monk	Ugoh	Parker	Roper	Luigs	Felton	Templeton	R. Johnson	Washington	Hillis	Kennedy
at Southern California	Monk	Ugoh	Parker	Roper	Luigs	Felton	Templeton	R. Johnson	Washington	Jones	Hillis*
at Alabama	Monk	Ugoh	Parker	Roper	Morgan	Felton	Murphy	R. Johnson	Washington	McFadden	Kennedy
LOUISIANA-MONROE	Monk	Ugoh	Parker	Luigs	Pressley	Felton	-	R. Johnson	Poole/Logan	McFadden	Hillis*
AUBURN	Monk	Ugoh	Parker	Roper	Luigs	Felton	Templeton/Hicks	R. Johnson	-	McFadden	Hillis*
at Georgia	Monk	Ugoh	Parker	Roper	Luigs	Felton	Murphy	R. Johnson	Washington	McFadden	Hillis
SOUTH CAROLINA	Monk	Ugoh	Parker	Roper	Luigs	Felton	Hicks	Dick	-	McFadden	Hillis/Kennedy
at Ole Miss	Monk	Ugoh	Parker	Roper	Luigs	Felton	Murphy	Dick	-	McFadden/Jones	Hillis
MISSISSIPPI STATE	Monk	Ugoh	Parker	Luigs	Harrell	Felton	Murphy	Dick	Washington	McFadden	Hillis
at LSU	Monk	Ugoh	Roper	Luigs	Harrell	Felton	Murphy	Dick	Washington	McFadden	Hillis

DEFENSE	LE	LT	RT	RE	WLB	MLB	SLB	LC	SS	FS	RC
MISSOURI STATE	Sims	K. Jackson	Harrell	A. Brown	Olajubutu	Dacus	P. Brown	Coe	Vaughn	Richardson	Vinnett
VANDERBILT	Sims	Harrison	K. Jackson	A. Brown	Olajubutu	C. Moore	P. Brown	Coe	Vaughn	Richardson	Vinnett
at Southern California	Sims	Harrison	K. Jackson	A. Brown	Olajubutu	C. Moore	Fairchild	Coe	Vaughn	Richardson	Houston
at Alabama	Sims	Harrison	K. Jackson	A. Brown	Olajubutu	C. Moore	Fairchild	Coe	Vaughn	Richardson	Houston
LOUISIANA-MONROE	Sims	Shavers	K. Jackson	A. Brown	Olajubutu	P. Brown	Fairchild	Coe	Vaughn	Richardson	Houston
AUBURN	Sims	Harrison	K. Jackson	A. Brown	Olajubutu	P. Brown	Fairchild	Coe	Kelly	Vaughn	Houston
at Georgia	Sims	Harrison	K. Jackson	Anderson	Olajubutu	P. Brown	Fairchild	Coe	Kelly	Vaughn	Houston
SOUTH CAROLINA	Sims	Harrison	K. Jackson	Anderson	Olajubutu	P. Brown	Fairchild	Coe	Kelly	Vaughn	Houston
at Ole Miss	Sims	Harrison	K. Jackson	Anderson	Olajubutu	P. Brown	Fairchild	Richardson	Kelly	Vaughn	Houston
MISSISSIPPI STATE	Sims	Harrison	K. Jackson	Anderson	Olajubutu	P. Brown	Fairchild	Richardson	Kelly	Vaughn	Houston
at LSU	Sims	Harrison	K. Jackson	Anderson	Olajubutu	P. Brown	Fairchild	Richardson	Kelly	Vaughn	Houston

2006



UNIVERSITY OF ARKANSAS



Junior tackle Robert Felton (left) started all 11 games last year while senior guard Stephen Parker (right) started 10.

Juniors Mattered Richardson (left) and Chris Houston combined for 17 starts in the secondary last year.





2005 REVIEW

DEPARTING PLAYER STATISTICS

CAREER STATISTICS OF NON-RETURNING 2005 PLAYERS

CHRIS BALSEIRO • K • 6-1 • 215 • SR/3L • Miami, Fla.

FIELD GOALS	G	Att	Made	Lg	Pct	PAT	FG	Total Pts.
2002	2	0	0	0	0.0	0	0	0
2003	11	15	11	40	73.3	40	11	73
2004	11	7	4	42	57.1	40	4	52
2005	11	18	13	42	72.2	31	13	70
TOTALS	35	40	28	42	70.0	111	28	195

COLE BARTHEL • QB • 6-2 • 205 • FR/OL • Decatur, Ala.

PASSING	G/GS	Att.-Comp.	Int.	Yds.	TD
2005	1/0	0-0-0	0	0	0

RICHARD BRACKEN • FL • 5-11 • 165 • SR/1L • Fort Smith, Ark.

RECEIVING	G/GS	Rec.	Yds.	TD
2004	2/0	0	0	0
2005	6/0	0	0	0
TOTALS	8/0	0	0	0

PIERRE BROWN • LB • 6-0 • 227 • SR/4L • Birmingham, Ala.

TACKLES	G/GS	UA-A-Total	TFL	Yds	Sacks	Yds	PD	FF	FR
2002	14/0	14-11-25	2.0	17	2.0	17	0	0	0
2003	13/0	19-16-35	1.0	3	0	0	1	0	0
2004	11/10	34-26-60	6.0	17	1.0	11	0	1	2
2005	11/10	38-43-81	4.5	28	3.5	27	1	1	0
TOTALS	49/20	105-96-201	13.5	65	6.5	55	2	2	2

MICHAEL COE • CB • 6-1 • 180 • JR/3L • Memphis, Tenn.

RUSHING	G/GS	UA-A-Total	TFL-Yds.	PD	Int-Yds.	FF	Blk Kick
2003	13/0	4-0-4	0-0	1	0-0	0	0
2004	8/6	17-7-24	0-0	4	2-7	0	0
2005	11/8	24-7-31	1.0-1	8	3-25	1	1
TOTALS	32/14	45-14-59	1.0-1	13	5-32	1	1

RICK CULBERT • FS • 6-0 • 195 • FR/OL • Vidor, Texas

TACKLES	G/GS	UA-A-Total
2005	0/0	0-0-0

KYLE DICKERSON • TB • 5-9 • 204 • SR/4L • Memphis, Tenn.

RUSHING	G/GS	Att.-Yds.	TD	Rec.-Yds	TD	KOR-Yds	PR-Yds	UA-A-Total
2002	14/0	18-64	0	0-0	0	0-0	0-0	0-0-0
2003	13/1	23-119	1	0-0	0	1-14	0-0	1-0-1
2004	11/0	31-82	1	4-35	0	0-0	0-0	0-0-0
2005	11/0	18-93	0	1-8	0	0-0	1-22	5-5-10
TOTALS	49/1	90-358	2	5-43	0	1-14	1-22	6-5-11

JARED HICKS • TE • 6-6 • 280 • SR/4L • Bartlesville, Okla.

RECEIVING	G/GS	Rec.	Yds.	TD	Lg.
2002	9/2	1	14	0	14
2003	13/3	4	42	0	14
2004	10/8	8	98	2	30
2005	7/2	3	18	0	9
TOTAL	39/15	16	172	2	30

De'ARRIUS HOWARD • TB • 6-0 • 236 • SR/4L • West Memphis, Ark.

RUSHING	G/GS	Att.	Yds.	TD	Lg.	Rec.-Yds.	TD
2002	14/0	131	595	7	38	1-(-)1	0
2003	10/0	95	267	6	31	0-0	0
2004	11/0	124	529	6	40	0-0	0
2005	9/1	63	328	2	60	0-0	0
TOTALS	44/1	413	1719	21	60	1-(-)1	0

DONOVAN JOHNSON • DE • 6-1 • 216 • FR/OL • Anniston, Ala.

TACKLES	G/GS	UA-A-Total
2005	3/0	0-0-0

BRANDON KENNEDY • FB • 5-11 • 246 • SR/4L • Tyler, Texas

RUSHING	G/GS	Att.	Yds.	TD	Lg.	Rec.	Yds.	TD
2002	12/0	2	4	0	3	0	0	0
2003	13/1	1	7	0	7	1	5	0
2004	11/4	0	0	0	0	2	7	1
2005	11/3	0	0	0	0	2	9	0
TOTALS	47/8	3	11	0	7	5	21	1



Chris Balseiro scored 195 points in his Arkansas career, which ranks seventh on UA's all-time kick scoring chart.



Linebacker Pierre Brown started 20 games over his last two years, recording 121 tackles with 10.5 tackles for loss as a junior and senior.



Tailback De'Arrius Howard scored 21 touchdowns in his Razorback career before signing with the NFL's Kansas City Chiefs this year.

2006



RAZORBACK FOOTBALL



2005 REVIEW

DEPARTING PLAYER STATISTICS



Kyle Roper capped his career by earning All-SEC honors playing center and guard.



Safety Vickiel Vaughn tied for the Southeastern Conference lead with four interceptions and was second on the team with 83 tackles.

DONALD MEADOR • LB • 5-10 • 190 • SR/SQ • Charleston, Ark.

TACKLES	G/GS	UA-A-Total
2002	0-0	0-0-0
2003	0-0	0-0-0
2004	0-0	0-0-0
2005	0-0	0-0-0
TOTALS	0-0	0-0-0

CLARKE MOORE • DE • 6-2 • 245 • SR/4L • Van Buren, Ark.

TACKLES	G/GS	UA-A-Total	TFL	Yds.	Sacks	Yds.	PD	Int.	Yds.
2002	13/6	31-30-61	6.0	13	3.0	10	5	1	4
2003	6/3	9-6-15	0.5	2	0	0	2	0	0
2004	11/3	17-12-29	1.5	3	0	0	2	0	0
2005	11/0	14-18-32	2.0	12	1.0	11	0	0	0
TOTALS	41/12	71-66-137	10.0	30	4.0	21	9	1	4

ALEX MORTENSEN • QB • 6-2 • 212 • SO/1L • Fairburn, Ga.

PASSING	G/GS	Att.-Comp.-Int.	Yds.	TD	Rushing	Att.-Yds.
2005	4/0	17-6-2	63	1	2-(-17)	

DEDRICK POOLE • TB • 5-10 • 193 • SR/3L • Little Rock, Ark.

RUSHING	G/GS	Att.-Yds.	TD	Rec.-Yds	TD	KOR-Yds.	UA-A-Total	A-C-I	Yds.
2002	14/0	5-2	0	5-46	0	5-81	0-0-0	1-1-0	25
2003	3/0	6-12	0	1-5	0	0-0	0-0-0	0-0-0	0
2004	6/0	31-115	0	3-51	0	1-18	3-0-3	0-0-0	0
2005	10/0	3-5	0	7-35	0	0-0	0-0-0	0-0-0	0
TOTALS	33/0	45-134	0	16-137	0	6-99	3-0-3	1-1-0	25

LERINEZO ROBINSON • CB • 6-0 • 193 • SR/4L • Mayflower, Ark.

TACKLES	G/GS	UA	A	Total	PD	Int.	Yds.	FF	FR
2002	14/0	13	6	19	1	1	17	0	1
2003	13/1	7	11	18	2	2	24	0	0
2004	11/8	34	23	57	4	2	29	1	1
2005	10/0	2	2	4	0	0	0	0	0
TOTAL	48/9	56	42	98	7	5	70	1	2

MICHAEL ROBINSON • LB • 6-2 • 230 • SR/3L • Birmingham, Ala.

TACKLES	G/GS	UA	A	Total	TFL	Yds.	FF
2003	12/0	7	4	11	2.0	17	1
2004	5/0	1	1	2	0	0	0
2005	5/0	2	1	3	0	0	0
TOTALS	22/0	10	6	16	2.0	17	1

KYLE ROPER • C/G • 6-3 • 291 • SR/4L • Powder Springs, Ga.

GAMES	GS
2002	4/0
2003	13/0
2004	11/11
2005	9/9
TOTALS	37/20

ZACH SNIDER • DE • 6-3 • 240 • FR/1L • Tulsa, Okla.

TACKLES	G/GS	UA	A	Total	TFL	Yds.	Sacks	Yds.
2005	10/0	6	5	11	2.5	11	1.5	9

MICHAEL TATE • DE • 6-4 • 262 • FR/OL • Tulsa, Okla.

TACKLES	G/GS	UA-A-Total
2005	0/0	0-0-0

DAVID THOMPSON • SE • 6-2 • 190 • JR/2L • Memphis, Tenn.

RECEIVING	G/GS	Rec.	Yds.	TD	Lg.
2004	9/0	1	4	0	4
2005	11/0	0	0	0	0
TOTALS	20/0	1	4	0	4

KEVIN THORNTON • SS • 6-2 • 190 • FR/OL • Little Rock, Ark.

TACKLES	G/GS	UA-A-Total
2005	0/0	0-0-0

VICKIEL VAUGHN • SS • 6-0 • 204 • SR/4L • Plano, Texas

TACKLES	G/GS	UA-A-Total	TFL	Yds.	PD	FF	FR	Int.-Yds-TD
2002	14/0	3-0-3	0	0	0	0	0	0-0-0
2003	13/0	14-9-23	1.0	3	2	2	0	1-0-0
2004	11/10	47-19-66	0	0	5	1	1	2-92-1
2005	11/11	54-29-83	1.0	5	5	1	1	4-13-0
TOTALS	49/21	118-57-175	2.0	8	12	4	2	7-105-1





2005 REVIEW



SEC FOOTBALL 2005



EASTERN DIVISION

	SEC	Pct.	PF	PA	Overall	Pct.	PF	PA	2004	Home	Away	Neutral	vs. Div.	Top 25	Streak	Ranking
*Georgia	6-2	.750	209	134	10-3	.769	384	213	10-2	5-1	4-0	1-2	4-1	4-3	L1	10/10
South Carolina	5-3	.625	175	193	7-5	.583	284	279	6-5	5-2	2-2	0-1	4-1	2-3	L2	rv/rv
Florida	5-3	.625	205	178	9-3	.750	343	226	7-5	6-0	1-3	2-0	4-1	4-2	W2	12/16
Vanderbilt	3-5	.375	223	271	5-6	.455	299	321	2-10	2-4	3-2	0-0	1-4	0-3	W1	
Tennessee	3-5	.375	147	138	5-6	.455	205	205	2-9	3-3	2-3	0-0	1-4	1-4	W1	
Kentucky	2-6	.250	160	277	3-8	.273	239	375	2-9	2-4	1-4	0-0	1-4	0-4	L2	

*SEC Champion / SEC Eastern Division Champion

WESTERN DIVISION

	SEC	Pct.	PF	PA	Overall	Pct.	PF	PA	2004	Home	Away	Neutral	vs. Div.	Top 25	Streak	Ranking
*#LSU	7-1	.875	214	114	11-2	.846	383	185	9-3	5-1	5-0	1-1	5-0	5-2	W1	6/5
*Auburn	7-1	.875	262	122	9-3	.750	386	186	13-0	6-1	3-1	0-1	4-1	2-2	L1	14/14
Alabama	6-2	.750	159	87	10-2	.833	263	128	6-6	6-1	3-1	1-0	3-2	3-2	W1	8/8
Arkansas	2-6	.250	173	169	4-7	.364	283	271	5-6	3-3	1-4	0-0	2-3	0-5	L1	
Mississippi State	1-7	.125	78	211	3-8	.273	153	259	3-8	2-4	1-4	0-0	1-4	0-5	W1	
Ole Miss	1-7	.125	97	208	3-8	.273	148	245	4-7	2-4	1-4	0-0	0-5	0-4	L4	

*SEC Western Division Co-Champions / #SEC Championship Game Western Division Representative

NOTE: 2004 - Record after same number of games in 2004; vs. Top 25 - Record vs. teams in Top 25 when game was played; Ranking - Associated Press/USA Today Coaches listed in order; Teams listed in alphabetical order unless tie-breaker applicable

2005 SEC FOOTBALL QUICK HITTERS

- The SEC finished the 2005 season with a 30-12 non-conference record (.714), including a 3-3 mark in bowl games. It is the most non-conference wins by the SEC since 2003, when the league finished 36-17. Since conference expansion in 1992, the SEC has won 30 or more non-conference games (including bowls) 12 times. The league is 454-162-2 (.736) in non-conference games since 1992.
- The SEC finished with five teams ranked in the final Associated Press and USA Today Top 25 polls. LSU was the league's highest ranked team at 5th in USA Today and 6th in AP followed by Alabama (8th in both polls), Georgia (10th in both polls), Auburn (14th in both polls) and Florida (12th in AP and 16th in USA Today). The BCS nor Harris Interactive does not conduct a post-bowl poll.
- 2005 marked the third straight year that the SEC had five teams ranked in the final USA Today Top 25 poll and the eighth time since 1992 that the league has accomplished that feat. It is the first time since 1999 that the SEC has had five teams ranked in the USA Today Top 16. It is the first time since 1997 that the SEC has had five teams ranked in the top 14 of the final AP poll.
- Four football players from the SEC were named NCAA Division I-A Consensus All-America. In order to earn this honor, football players must earn a consensus of the following All-America teams, recognized by the NCAA office: Associated Press, American Football Coaches Association, Football Writers Association of America, Walter Camp and The Sporting News. Georgia's offensive lineman Max Jean-

Gilles and defensive back Greg Blue, as well as Alabama linebacker DeMeco Ryans and Auburn offensive lineman Marcus McNeill earned the honor.

- The SEC was tops among all conferences in total and average attendance as well as percent of capacity in 2005. In 75 SEC home games, the league's teams drew a total of 5,593,699 fans, an average of 74,583 per contest. The SEC had 97.43 percent of its stadiums full in 2005. According to statistics provided by the NCAA, the Big Ten was second in total and average attendance, with 5,007,067 fans for 69 home dates, an average of 72,566 fans per game. The Big 12 was second in percent of capacity at 95.01.
- The SEC placed third among all conferences in scoring margin for intra-conference games in 2005. In 49 intra-conference games, the average scoring margin for SEC games was 13.96 points per game. Only Conference USA (12.02) and the Sun Belt (12.18) had a closer average in intra-conference games. 49 percent of the SEC's games were decided by 10 points-or-less (24 of 49 games).
- The SEC had 261 of its former student-athletes on 2005 NFL opening weekend rosters, most of any conference in the nation. Using current conference alignment, the ACC was second with 231 players on NFL rosters, followed by the Big Ten with 223, Pac-10 with 188, and the Big 12 with 176. The SEC had nine of its former players selected for the 2006 Pro Bowl.



2005 SEC CHAMPIONSHIP GAME

Georgia 34, LSU 14
Dec. 3, 2005 • Georgia Dome • Atlanta
Attendance: 73,717
MVP: D.J. Shockley, QB, Georgia

2005 SEC INDIVIDUAL AWARD WINNERS

Rudy Niswanger, LSU - Scholar-Athlete of the Year
Jay Cutler, QB, Vanderbilt - Offensive Player of the Year
DeMeco Ryans, LB, Alabama - Defensive Player of the Year
Skyler Green, RS/WR, LSU - Special Teams Player of the Year
Darren McFadden, TB, Arkansas - Freshman Player of the Year
Marcus McNeill, OT, Auburn - Jacobs Blocking Trophy
Mark Richt, Georgia - Coach of the Year

2006

RAZORBACK FOOTBALL



OPPONENTS

2006 UA OPPONENTS

SOUTHERN CALIFORNIA

Sept. 2 – Donald W. Reynolds Razorback Stadium
Fayetteville, Ark. – 7:45 p.m.

GENERAL INFORMATION
Location: Los Angeles, Calif.
Founded: 1880
Enrollment: 32,000
Nickname: Trojans
Colors: Cardinal and Gold
President: Dr. Steven B. Sample
Athletic Director: Mike Garrett
Conference: Pacific-10
Stadium: Los Angeles Memorial Coliseum (92,000)

TEAM INFORMATION
Head Coach: Pete Carroll
Record at School/Years:
54-10, five years
Overall Record/Years:
54-10, five years
2005 Record: 12-1
Bowl Result: Rose Bowl, loss
Texas, 41-38
Lettermen Returning: 56 (27 off./26 def./3 spec.)

Starters Returning: 24 (14 off./9 def./1 spec.)
Top Returnees: JR WR Dwayne Jarrett (91-1247, 16 TDs), SR WR Steve Smith (60-957, 5 TDs), SR LB Oscar Luna (66 tackles), JR LB Keith Rivers (52 tackles, 3 TFL, 1 sack)

MEDIA INFORMATION
SID: Tim Tesselone
Office Phone: (213) 740-8480
Home Phone: (310) 540-7052
Office Fax: (213) 740-7584
E-mail: tesselone@usc.edu
Assistant SID: Paul Goldberg
E-mail: pgoldber@usc.edu
Football Office Phone: (213) 740-4204
Press Box Phone: (213) 741-1341
Web Site: uscotrojans.com

UTAH STATE

Sept. 9 – Donald W. Reynolds Razorback Stadium
Fayetteville, Ark. – 6 p.m.

GENERAL INFORMATION
Location: Logan, Utah
Founded: 1888
Enrollment: 21,490
Nickname: Aggies
Colors: Navy Blue and White
President: Stan Albrecht
Athletic Director: Randy Spetman
Conference: Western Athletic
Stadium: Romney Stadium (25,513)

TEAM INFORMATION
Head Coach: Brent Guy
Record at School/Years:
3-8, one years
Overall Record/Years:
3-8, one years
2005 Record: 3-8
Bowl Result: None
Lettermen Returning: 34 (17 off./16 def./1 spec.)
Starters Returning: 14 (7 off./6 def./1 spec.)

Top Returnees: JR QB Leon Jackson (passing: 229-132-6, 1547, 8 TDs; rushing: 136-328, 1 TD), SR WR Tony Pennington (63-741, 5 TDs), SO LB Jake Hutton (87 tackles, 7.5 TFL)

MEDIA INFORMATION
SID: Mike Strauss
Office Phone: (435) 797-1361
Home Phone: (435) 755-0597
Office Fax: (435) 797-2615
E-mail: mike.strauss@usu.edu
Assistant SID: Doug Hoffman
E-mail: doug.hoffman@usu.edu
Football Office Phone: (435) 797-1870
Press Box Phone: (435) 797-7777
Web Site: www.UtahStateAggies.com

VANDERBILT

Sept. 16 – Dudley Field/Vanderbilt Stadium
Nashville, Tenn. – TBA

GENERAL INFORMATION
Location: Nashville, Tenn.
Founded: 1873
Enrollment: 6,305
Nickname: Commodores
Colors: Black and Gold
President: E. Gordon Gee
Athletic Director: David Williams II
Conference: Southeastern
Stadium: Dudley Field/Vanderbilt Stadium (39,773)

TEAM INFORMATION
Head Coach: Bobby Johnson
Record at School/Years:
11-35, four years
Overall Record/Years:
71-71, 12 years
2005 Record: 5-6
Bowl Result: None
Lettermen Returning: 40 (19 off./17 def./4 spec.)
Starters Returning: 15 (7 off./6 def./2 spec.)

Top Returnees: JR TB Cassen Jackson-Garrison (97-539, 8 TDs), SO WR Earl Bennett (79-876, 9 TDs), JR MLB Jonathan Goff (63 tackles, 1 TFL)

MEDIA INFORMATION
SID: Larry Leathers
Office Phone: (615) 343-6437
Home Phone: (615) 221-8605
Office Fax: (615) 343-7064
E-mail: larryleathers@vanderbilt.edu
Assistant SID: Chris Weinman
E-mail: chrisweinman@vanderbilt.edu
Football Office Phone: (615) 322-3565
Press Box Phone: (615) 320-0436
Web Site: www.vucommodores.com

ALABAMA

Sept. 23 – Donald W. Reynolds Razorback Stadium
Fayetteville, Ark. – 6 p.m.

GENERAL INFORMATION
Location: Tuscaloosa, Ala.
Founded: 1931
Enrollment: 20,969
Nickname: Crimson Tide
Colors: Crimson and White
President: Dr. Robert E. Witt
Athletic Director: Mal Moore
Conference: Southeastern
Stadium: Bryant-Denny (92,138)

TEAM INFORMATION
Head Coach: Mike Shula
Record at School/Years:
20-17, three years
Overall Record/Years:
20-17, three years
2004 Record: 10-2
Bowl Result: Cotton Bowl, def.
Texas Tech, 13-10
Lettermen Returning: 44 (24 off./19 def./1 spec.)

Starters Returning: 14 (9 off./4 def./1 spec.)
Top Returnees: SR RB Kenneth Darby (239-1242, 3 TDs), JR WR DJ Hall (48-676, 5 TDs), SR WR Juwan Simpson (64 tackles, 1.5 sacks, 6 TFL)

MEDIA INFORMATION
SID: Doug Walker
Office Phone: (205) 348-6084
Home Phone: TBA
Office Fax: (205) 348-8841
E-mail: dwalker@ia.ua.edu
Assistant SID: Barry Allen
E-mail: ballen@ia.ua.edu
Football Office Phone: (205) 348-3600
Press Box Phone: (205) 348-6084
Web Site: www.rolltide.com

AUBURN

Oct. 7 – Jordan-Hare Stadium
Auburn, Ala. – TBA

GENERAL INFORMATION
Location: Auburn, Ala.
Founded: 1856
Enrollment: 21,728
Nickname: Tigers
Colors: Burnt Orange and Navy Blue
President: Dr. Edward R. Richardson
Athletic Director: Jay Jacobs
Conference: Southeastern
Stadium: Jordan-Hare Stadium (87,451)

TEAM INFORMATION
Head Coach: Tommy Tuberville
Record at School/Years:
60-27, seven years
Overall Record/Years:
85-47, 11 years
2005 Record: 9-3
Bowl Result: Capital One Bowl, loss Wisconsin, 24-10
Lettermen Returning: 54 (23 off./25 def./6 spec.)

Starters Returning: 13 (5 off./6 def./2 spec.)
Top Returnees: SR RB Kenny Irons (256-1293, 13 TDs), JR QB Brandon Cox (306-177-8, 15 TDs), SR LB Will Herring (69 tackles, 3 TFL)

MEDIA INFORMATION
SID: Kirk Sampson
Office Phone: (334) 844-0455
Home Phone: (334) 887-0839
Office Fax: (334) 844-9807
E-mail: sampsk@auburn.edu
Assistant SID: Brad Gust
E-mail: gustbra@auburn.edu
Football Office Phone: (334) 844-9866
Press Box Phone: (334) 704-0979
Web Site: www.auburntigers.com

SOUTHEAST MISSOURI ST. (Homecoming)

Oct. 14 – Donald W. Reynolds Razorback Stadium
Fayetteville, Ark. – 1 p.m.

GENERAL INFORMATION
Location: Cape Girardeau, Mo.
Founded: 1873
Enrollment: 10,292
Nickname: Redhawks
Colors: Red and Black
President: Dr. Kenneth W. Dobbins
Athletic Director: Don Kaverman
Conference: Ohio Valley
Stadium: Houck Stadium

TEAM INFORMATION
Head Coach: Tony Samuel
Record at School/Years: First
Season
Overall Record/Years: First
Season
2005 Record: 2-9
Bowl Result: None
Lettermen Returning: 36 (19 off./17 def.)
Starters Returning: 18 (8 off./10 def./0 spec.)

Top Returnees: SO RB Tim Holloman (143-688, 8 TDs), JR TE Joseph Tuineau (25-305), SR P David Simonhoff (63-422, 8), JR LB Adam Casper (42 tackles, 4 TFL, 4 PBU)

MEDIA INFORMATION
SID: Ron Hines
Office Phone: (573) 651-2294
Home Phone: (618) 985-3452
Office Fax: (573) 651-2810
E-mail: rhines@semo.edu
Football Office Phone: (573) 651-2110
Press Box Phone: (573) 651-2191
Web Site: www.gosoutheast.com

OLE MISS

Oct. 21 – Donald W. Reynolds Razorback Stadium
Fayetteville, Ark. – 1 p.m.

GENERAL INFORMATION
Location: Oxford, Miss.
Founded: 1848
Enrollment: 16,928
Nickname: Rebels
Colors: Cardinal Red and Navy Blue
President: Dr. Robert C. Khayat
Athletic Director: Pete Boone
Conference: Southeastern
Stadium: Vaught-Hemingway Stadium (60,580)

TEAM INFORMATION
Head Coach: Ed Orgeron
Record at School/Years:
3-8, one year
Overall Record/Years:
3-8, one year
2005 Record: 3-8
Bowl Result: None
Lettermen Returning: 37 (15 off./18 def./4 spec.)
Starters Returning: 13 (5 off./5 def./3 spec.)

Top Returnees: SR LB Patrick Willis (128 tackles, 1 int., 3 sacks 9.5 TFL), JR LB Garry Pack (61 tackles, 3 sacks, 1 int., 6 TFL), SO OL Michael Oher

MEDIA INFORMATION
SID: Langston Rogers
Office Phone: (662) 915-7522
Home Phone: (662) 236-3535
Office Fax: (662) 915-7006
E-mail: lrogers@olemiss.edu
Assistant SID: Kyle Campbell
E-mail: ekcampbe@olemiss.edu
Football Office Phone: (662) 915-1564
Press Box Phone: (662) 236-1931
Web Site: www.olemissports.com

LOUISIANA-MONROE

Oct. 28 – War Memorial Stadium
Little Rock, Ark. – TBA

GENERAL INFORMATION
Location: Monroe, La.
Founded: 1931
Enrollment: 8,836
Nickname: Warhawks
Colors: Maroon and Gold
President: Dr. James E. Cofer, Sr.
Athletic Director: Bobby Staub
Conference: Sun Belt
Stadium: Malone Stadium (30,427)

TEAM INFORMATION
Head Coach: Charlie Weatherbie
Record at School/Years:
5-6, one years
Overall Record/Years:
56-87, 13 years
2005 Record: 5-6
Bowl Result: None
Lettermen Returning: 40 (20 off./17 def./3 spec.)

Starters Returning: 13 (7 off./5 def./1 spec.)
Top Returnees: SR CB Chaz Williams (47 tackles, 5 int., 5 PBU), SR S Kevin Payne (87 tackles, 4 TFL, 2 Int.), JR OT Kyle Cunningham

MEDIA INFORMATION
SID: Judy Wilson
Office Phone: (318) 342-5363
Home Phone: (318) 791-8700
Office Fax: (318) 342-5367
E-mail: wilson@ulm.com
Assistant SID: TBA
E-mail: TBA
Football Office Phone: (318) 342-9866
Press Box Phone: (318) 342-5471
Web Site: www.ulmathletics.cstv.com

SOUTH CAROLINA

Nov. 4 – Williams-Brice Stadium
Columbia, S.C. – TBA

GENERAL INFORMATION
Location: Columbia, S.C.
Founded: 1801
Enrollment: 23,700
Nickname: Gamecocks
Colors: Garnet and Black
President: Dr. Andrew Sorenson
Athletic Director: Dr. Mike McGee
Conference: Southeastern
Stadium: Williams-Brice (80,250)

TEAM INFORMATION
Head Coach: Steve Spurrier
Record at School/Years:
7-5, one year
Overall Record/Years:
196-84-2, 21 years
2005 Record: 7-5
Bowl Result: Independence Bowl, loss Missouri, 38-31
Lettermen Returning: 40 (18 off./19 def./3 spec.)

Starters Returning: 24 (12 off./11 def./1 spec.)
Top Returnees: SO WR Sidney Rice (70-1,143, 13 TDs), SR QB Blake Mitchell (315-186-12, 2,370, 17 TDs), JR ROW Mike West (47 tackles, 3 sacks, 3.5 TFL)

MEDIA INFORMATION
SID: Steve Fink
Office Phone: (803) 777-5204
Home Phone: (803) 240-5268
Office Fax: (803) 777-2967
E-mail: finksc@gwm.sc.edu
Assistant SID: Gavin Lang
E-mail: glang@gwm.sc.edu
Football Office Phone: (803) 777-4271
Press Box Phone: (803) 777-2040
Web Site: www.uscsports.com

TENNESSEE

Nov. 11 – Donald W. Reynolds Razorback Stadium
Fayetteville, Ark. – 1 p.m.

GENERAL INFORMATION
Location: Knoxville, Tenn.
Founded: 1794
Enrollment: 25,244
Nickname: Volunteers
Colors: Orange and White
President: Dr. John D. Petersen
Athletic Director: Mike Hamilton
Conference: Southeastern
Stadium: Neyland Stadium (104,079)

TEAM INFORMATION
Head Coach: Phillip Fulmer
Record at School/Years:
128-37, 14 years
Overall Record/Years:
128-37, 14 years
2005 Record: 5-6
Bowl Result: None
Lettermen Returning: 48 (20 off./24 def./4 spec.)
Starters Returning: 13 (6 off./5 def./2 spec.)

Top Returnees: JR QB Erik Ainge (145-66-7, 737, 5 TDs), SO TB Arian Foster (183-879), JR FS Jonathan Hefney (65 tackles, 3 int., 3.5 TFL)

MEDIA INFORMATION
SID: John Painter
Office Phone: (865) 974-1212
Home Phone: (865) 670-1821
Office Fax: (865) 974-1269
E-mail: jpainter@tennessee.edu
Assistant SID: Craig Pinkerton
E-mail: cpinker1@tennessee.edu
Football Office Phone: (865) 974-1234
Press Box Phone: (865) 974-2937
Web Site: www.utsports.com

MISSISSIPPI STATE

Nov. 18 – Davis Wade Stadium at Scott Field
Starkville, Miss. – TBA

GENERAL INFORMATION
Location: Starkville, Miss.
Founded: 1878
Enrollment: 15,934
Nickname: Bulldogs
Colors: Maroon and White
President: Dr. J. Charles Lee
Athletic Director: Larry Templeton
Conference: Southeastern
Stadium: Davis Wade Stadium (55,082)

TEAM INFORMATION
Head Coach: Sylvester Croom
Record at School/Years:
6-16, two years
Overall Record/Years:
6-16, two years
2005 Record: 3-8
Bowl Result: None
Lettermen Returning: 49 (21 off./24 def./4 spec.)
Starters Returning: 19 (9 off./8 def./2 spec.)

Top Returnees: SR LB Quinton Culberson (78 tackles, 1.5 TFL), JR TE Eric Butler (14-188, 3 TDs), SR QB/WR Omarr Conner (passing: 167-86-5, 8 TDs; receiving: 9-116)

MEDIA INFORMATION
SID: Mike Nemeth
Office Phone: (662) 325-2703
Home Phone: (662) 323-7780
Office Fax: (662) 325-2563
E-mail: mnemeth@athletics.msstate.edu
Assistant SID: Joe Galbraith
E-mail: jgalbraith@athletics.msstate.edu
Football Office Phone: (662) 325-2534
Press Box Phone: (662) 325-3776
Web Site: www.msstateathletics.com

LSU

Nov. 24 – War Memorial Stadium
Little Rock, Ark. – 1:30 p.m.

GENERAL INFORMATION
Location: Baton Rouge, La.
Founded: 1860
Enrollment: 31,234
Nickname: Tigers
Colors: Purple and Gold
President: Sean O'Keefe
Athletic Director: Skip Bertman
Conference: Southeastern
Stadium: Tiger Stadium (91,600)

TEAM INFORMATION
Head Coach: Les Miles
Record at School/Years:
11-2, one year
Overall Record/Years:
39-23, five years
2005 Record: 11-2
Bowl Result: Peach Bowl def.
Miami, 40-3
Lettermen Returning: 39 (17 off./20 def./2 spec.)

Starters Returning: 13 (6 off./5 def./2 spec.)
Top Returnees: JR QB JaMarcus Russell (311-188-9, 2,443, 15 TDs), SR FL Dwayne Bowe (41-710, 9 TDs), SR FS LaRon Landry (42 tackles, 3 int., 4 TFL)

MEDIA INFORMATION
SID: Michael Bonnett
Office Phone: (225) 578-8226
Home Phone: (225) 766-2702
Office Fax: (225) 578-1861
E-mail: mbonnet@lsu.edu
Assistant SID: Kent Lowe
E-mail: clowe@lsu.edu
Football Office Phone: (225) 578-1151
Press Box Phone: (225) 578-6122
Web Site: www.lsuports.com

2006

UNIVERSITY OF ARKANSAS





OPPONENTS SERIES RECORDS

UA VS. ALL OPPONENTS

(First and Last Meeting refers to season, not necessarily the year the game was played) 2006 UA Opponents are listed in **bold** and CAPS

OPPONENT	WINS	LOSSES	TIES	FIRST MEETING	LAST MEETING	OPPONENT	WINS	LOSSES	TIES	FIRST MEETING	LAST MEETING	OPPONENT	WINS	LOSSES	TIES	FIRST MEETING	LAST MEETING
Abilene Christian	1	0	0	1948	1948	Iowa	0	1	0	1925	1925	Ouachita College	6	2	1	1897	1923
Air Force	1	0	0	1975	1975	Iowa State	1	0	0	1973	1973	Pacific	1	0	0	1988	1988
ALABAMA	7	9	0	1961*	2005	Joplin (Mo.) High	1	0	1	1899	1901	Phillips College	4	0	1	1920	1925
Arkansas A&M	1	0	0	1944	1944	Kansas	0	2	0	1905	1906	Pierce City College	1	2	0	1900	1902
Arizona State	2	0	0	1951	1985*	Kansas City Medics	1	1	0	1901	1905	Pittsburg (Kan.) St.	4	0	0	1908	1936
AUBURN	5	9	1	1984*	2005	Kansas State	1	3	0	1910	1926	Rhodes College	1	0	0	1928	1928
Austin College	2	0	0	1913	1927	Kentucky	2	2	0	1998	2003	Rice	35	29	3	1919	1991
Barksdale Field	1	0	0	1945	1945	Kingfisher College	1	0	0	1902	1902	Saint Louis	1	2	1	1907	1915
Baylor	35	33	2	1904	1991	La.-Lafayette	4	0	0	1991	2002	Santa Clara	0	2	0	1938	1951
Boise State	2	0	0	2000	2002	LA.-MONROE	6	0	0	1996	2005	SOUTH CAROLINA	8	6	0	1992	2005
California	1	0	0	1971	1971	Little Rock (Ark.) High	0	1	0	1901	1901	South Florida	1	0	0	2002	2002
Camp Pike	0	1	0	1918	1918	Louisiana Tech	3	0	0	1901	1997	SE MISSOURI STATE	1	0	0	1906	1906
Centenary	3	1	2	1926	1933*	LSU	17	32	2	1901	2005	SOUTHERN CAL	1	3	0	1972	2005
Central Arkansas	2	0	0	1923	1926	Memphis	2	3	0	1992	1998	Southern Methodist	37	31	5	1920	1999
Central Florida	1	0	0	2001	2001	Miami (Fla.)	0	3	0	1987	1991	Stanford	0	1	0	1970	1970
Central Missouri St.	1	0	0	1917	1917	Michigan	0	1	0	1998*	1998*	State College of Mo.	0	2	0	1902	1903
Central Okla. State	1	0	0	1937	1937	Middle Tennessee	1	0	0	1999	1999	Tahlequah Seminary	1	0	0	1902	1902
Chicago	0	0	1	1931	1931	Minnesota	0	1	0	2002*	2002*	TENNESSEE	2	12	0	1907	2002
Chillico College	1	1	0	1905	1906	MISSISSIPPI						Texas	21	55	0	1894	2004
The Citadel	0	1	0	1992	1992	(OLE MISS)	28	23	1	1908	2005	Texas A&M	38	24	3	1903	1991
College of the Ozarks	8	0	0	1927	1935	MISSISSIPPI STATE	10	5	1	1916	2005	Texas Christian (TCU)	43	23	2	1920	1991
Colorado State	3	0	0	1974	1990	Missouri	2	2	0	1906	2003*	Texas El-Paso (UTEP)	1	0	0	1989	1989
Dallas Medics	0	1	0	1904	1904	Missouri State	5	0	0	1911	2005	Texas Southwestern	2	0	1	1910	1912
Detroit	2	0	0	1941	1942	Missouri-Rolla	15	4	0	1902	1943	Texas Tech	28	7	0	1957	1991
Drury College	13	5	2	1896	1923	Monticello Navy	0	1	0	1943	1943	Transylvania (Ky.)	0	1	0	1905	1905
Duke	0	1	0	1960*	1960*	Navy	2	0	0	1982	1984	Troy State	1	0	0	2002	2002
East Central Okla.	4	0	0	1929	1941	Nebraska	1	0	0	1964*	1964*	Tulane	3	0	0	1906	1980*
East Texas State	1	0	0	1948	1948	Neosho (Mo.) High	1	0	0	1902	1902	Tulsa	52	15	2	1899	2003
Fairmont College	2	0	0	1904	1909	New Mexico	2	0	0	1983	1987	UCLA	0	1	1	1978*	1988*
Florida	1	5	0	1982*	2004	New Mexico State	5	0	0	1977	2004	UNLV	1	1	0	2000*	2001
Fordham	0	1	0	1940	1940	Northeastern						UTAH STATE	2	0	0	1975	1976
Ft. Scott (Kan.) High	2	2	0	1898	1904	(Okla.) State	1	0	0	1924	1924	VANDERBILT	4	2	0	1949	2005
Ft. Smith (Ark.) High	8	0	0	1894	1904	Norman Navy	0	1	0	1944	1944	Villanova	0	1	0	1939	1939
George Washington	0	1	1	1936	1937	North Carolina	0	2	0	1981*	1995*	Washington (Mo.)	4	1	0	1905	1912
Georgia	3	8	0	1968*	2005	Northern Illinois	1	0	0	1994	1994	Webb City (Mo.) High	1	0	0	1900	1900
Georgia Tech	1	1	0	1954*	1959*	North Texas	8	0	0	1947	2003	Weber State	1	0	0	2001	2001
Hardin-Simmons	3	0	0	1956	1962	Northwestern	1	0	0	1981	1981	Wichita State	6	0	0	1904	1980
Haskell College	1	0	1	1907	1908	NW (La.) State	3	0	0	1946	1961	William & Mary	1	2	0	1947*	1949
Hawai'i	1	0	0	1987	1987	Oklahoma	4	9	1	1899	2001*	Wisconsin	0	1	0	1912	1912
Henderson State	6	0	0	1908	1929	Oklahoma Baptist	2	1	0	1925	1933						
Hendrix College	15	0	2	1911	1933	Oklahoma Mines	1	0	0	1916	1916						
Houston	12	6	0	1952	1991	Oklahoma State	30	15	1	1912	1980						

*Bowl Game

2006



RAZORBACK FOOTBALL



Sophomore Jonathan Luigs took over as UA's regular center last year in the final two games against Mississippi State and LSU.



Junior cornerback Michael Grant saw action in all 11 games last year and had a high of four tackles against Louisiana-Monroe.





OPPONENTS



SEC CHAMPIONSHIP

2006 Southeastern Conference Championship Game



SEC CHAMPIONSHIP GAME RECAP

Since the first SEC Championship Game in 1992, there have been record crowds, millions of television viewers and eventual national champions. Here are the results:

- 1992:** Alabama 28, Florida 21 (at Birmingham)
Att.: 83,091
- 1993:** Florida 28, Alabama 13 (at Birmingham)
Att.: 76,345
- 1994:** Florida 24, Alabama 23 (at Atlanta)
Att.: 74,751
- 1995:** Florida 34, Arkansas 3 (at Atlanta)
Att.: 71,325
- 1996:** Florida 45, Alabama 30 (at Atlanta)
Att.: 74,132
- 1997:** Tennessee 30, Auburn 29 (at Atlanta)
Att.: 74,896
- 1998:** Tennessee 24, Mississippi St. 14 (at Atlanta)
Att.: 74,795
- 1999:** Alabama 34, Florida 7 (at Atlanta)
Att.: 74,309
- 2000:** Florida 28, Auburn 6 (at Atlanta)
Att.: 73,427
- 2001:** LSU 31, Tennessee 20 (at Atlanta)
Att.: 74,843
- 2002:** Georgia 30, Arkansas 3 (at Atlanta)
Att.: 74,835
- 2003:** LSU 34, Georgia 14 (at Atlanta)
Att.: 74,913
- 2004:** Auburn 38, Tennessee 28 (at Atlanta)
Att.: 74,892
- 2005:** Georgia 34, LSU 14 (at Atlanta)
Att.: 73,717

CHAMPIONSHIP GAME QUICK FACTS

- Date:** Saturday, Dec. 2
- Site:** Georgia Dome; Atlanta, Ga.
- Capacity:** 71,500
- Time:** TBA
- TV:** CBS Sports
- Georgia Dome Contract:** Through 2009 game



The Georgia Dome in Atlanta is the site of the SEC Championship game through 2009.

The SEC's Western and Eastern Division winners meet in Atlanta's Georgia Dome to battle for the league championship and the right to represent the conference in the Bowl Championship Series.

The 15th annual title game is set for Dec. 2 and will be nationally televised by CBS Sports.

The game is a result of conference expansion, which saw Arkansas and South Carolina become the first members added in SEC history in 1992. Under NCAA regulations, a conference with 12 members may play a 12th football game to determine its champion, provided the regular season is played in divisions.

The participants of the game are determined each year during the eight-game regular-season conference schedule as the teams with the best overall SEC winning percentage in each division.

ARKANSAS IN THE SEC CHAMPIONSHIP GAME

2002: Georgia 30, Arkansas 3 — Georgia (12-1) scored on its first five possessions for a 23-0 halftime lead and posted a 30-3 victory over Arkansas in the 2002 title game. Georgia claimed the SEC title just 75 miles from the Athens campus.

Musa Smith rushed for 106 yards and two touchdowns. David Greene threw for 237 yards and a score, earning the game's MVP award. Terrence Edwards had seven catches for 92 yards, becoming the SEC's career leader in receiving yards.

Arkansas (9-4) had won six in a row to earn its second trip to the league championship game.

The Razorbacks had a punt blocked by Decory Bryant on their first possession and Thomas Davis scooped up the loose ball and ran to the Arkansas 2. Smith scored from there, putting Georgia ahead 7-0.

On Georgia's next possession, Greene threw an 18-yard pass to Edwards and a 22-yarder to J.T. Wall, then Smith finished off the drive with a 17-yard touchdown run around right end. Georgia's next three possessions ended with field goals by Billy Bennett, who connected from 29, 42 and 39 yards to provide the halftime margin.

The Bulldogs had 273 yards and 15 first downs in the opening half while holding the Razorbacks to 74 yards. Arkansas led the SEC in rushing offense with an average of 243 yards per game but managed just 65 against Georgia.

Fred Talley, a 1,000-yard rusher, was held to 51 yards on 17 carries while Matt Jones managed only 12 yards on nine carries. Jones completed 9-of-17 passes for 60 yards.

1995: Florida 34, Arkansas 3

— A prime-time (ABC) television audience and a sell-out crowd (71,325) in the Georgia Dome saw Florida win the fourth annual SEC Championship Game with a 34-3 victory over Arkansas.

Florida outgained the Razorbacks by only 100 yards, 396-299, but the Gators committed no turnovers while Arkansas lost the ball four times.

Arkansas got on the scoreboard first when Todd Latourette kicked a 36-yard field goal with 7:26 left in the first quarter. The Razorbacks were dealt some bad news on that drive, however. Sophomore running back Madre Hill, who finished third in the conference in rushing, was lost for the game with a knee injury.

The Gators took the ensuing kickoff and went 80 yards in seven plays, capped off when game MVP Danny Wuerffel connected with Chris Doering on a 22-yard touchdown pass.

Leading 24-3 in the third quarter, Gator nickelbacker Ben Hanks took an errant fumble and ran it back 95 yards for a touchdown.



Senior Wes Murphy, this year's projected starter at tight end, lettered as a reserve defensive end in 2002 when Arkansas played in the SEC Championship Game.

2006

UNIVERSITY OF ARKANSAS





OPPONENTS

SOUTHEASTERN CONFERENCE

- Since conference expansion in 1992, the SEC has won 76.0 percent of its non-conference games (402-126-2).
- The SEC has won at least 67 percent of its non-conference games in every season since 1992 (lowest mark, 2003, 31-15, .674).
- In the final 2005-06 polls, the SEC, along with the ACC, had the most teams ranked in the top 25 polls – five in both the Associated Press and USA Today polls.
- During the 2005 regular season, SEC games drew more than 5.7 million fans and had an average stadium capacity of 97.6 percent, leading the nation in both categories.
- The SEC has seen its average attendance total climb every year for the past four years and in every year but one in the last 10 seasons. This year's average of 74,700 fans led all Division I-A conferences.
- In 2005, the SEC was the most competitive in intra-conference games of any BCS automatic-qualifying conference. The 49 SEC intra-conference games had an average scoring margin of 13.96 points per game, which marked closer than the 14.82 margin in ACC games, 16.45 in Pac-10 games, 17.91 in Big Ten games, 19.25 in Big East games and 19.86 in Big 12 games.
- SEC defenses posted their best numbers in years. The league's defenses gave up an average of only 20.7 points and 327.6 yards per game in 2005. It's the lowest since the league's defenses gave up 19.6 points in 1993 and 320.3 yards per game in 1996. This, in spite of the league's offenses posting their lowest loss of turnovers (1.76 per game) since 1995 and second-lowest since conference expansion.
- The Southeastern Conference had 261 of its former student-athletes on 2005 National Football League Kickoff Weekend rosters, most of any conference in the nation. Using current conference alignments, the Atlantic Coast Conference was second behind the SEC with 231 players on NFL rosters. The Big Ten was third with 223, the Pac-10 fourth with 188 and the Big 12 fifth with 176.
- Since conference expansion in 1992, the SEC has won four national crowns spread out among four different teams – the most from any conference in the nation.
- During the last nine seasons, the SEC has sent 66 teams to post-season bowl games, the most of any conference in the nation. Eleven of the SEC's 12 teams have been to post-season bowls in the last nine seasons.
- The SEC has had 10 football student-athletes named National Football Foundation Scholar-Athletes in the last four years, more than any other conference.
- The SEC has the most extensive national television package in the nation with at least two games each weekend on national television (cable and network). CBS Sports provides a national network television game each week while ESPN/ESPN2 provides a national cable television game each week. The SEC's syndicated regional package with Jefferson-Pilot Sports is the most watched of its type in the nation.



Mike Slive
Commissioner



Charles Bloom
Associate Commissioner for
Media Relations

SEC Members:
University of Alabama
University of Arkansas
Auburn University
University of Florida
University of Georgia
University of Kentucky
Louisiana State University
University of Mississippi
Mississippi State University
University of South Carolina

University of Tennessee
Vanderbilt University

SEC Office:
2201 Richard Arrington Blvd. North
Birmingham, AL 35203
Switchboard: 205-458-3000
Media Relations: 205-458-3010
Fax: 205-458-3030
Web site: www.secsports.com

SEC BOWL TIE-INS (listed alphabetically, all times Central)



AT&T COTTON BOWL

Date and Time: Jan. 1, 10:30 a.m.
Site: Dallas, Texas (Cotton Bowl, 68,252)
TV: FOX
Teams: SEC vs. Big 12



AUTOZONE LIBERTY BOWL

Date and Time: Dec. 29, 3:30 p.m.
Site and Stadium: Memphis, Tenn. (Liberty Bowl, 62,338)
Television: ESPN
Teams: SEC vs. Conference USA



CAPITAL ONE BOWL

Date and Time: Jan. 1, noon
Site: Orlando, Fla. (Citrus Bowl, 65,412)
TV: ABC
Teams: SEC vs. Big Ten



CHICK-FIL-A BOWL

Date and Time: Dec. 30, 7 p.m.
Site: Atlanta, Ga. (Georgia Dome, 71,228)
TV: ESPN
Teams: SEC vs. ACC



GAYLORD HOTELS MUSIC CITY BOWL

Date and Time: Dec. 29, noon
Site: Nashville, Tenn. (Adelphia Coliseum, 67,000)
TV: ESPN
Teams: SEC vs. Big Ten



INDEPENDENCE BOWL

Date and Time: Dec. 27, 3:30 p.m.
Site: Shreveport, La. (Independence Stadium, 50,459)
TV: ESPN
Teams: SEC vs. Big 12



OUTBACK BOWL

Date and Time: Jan. 1, 10 a.m.
Site: Tampa, Fla. (Raymond James Stadium, 66,005)
TV: ESPN
Teams: SEC vs. Big Ten

Note: The above list does not include the SEC participant in the Bowl Championship Series, which automatically includes the winner of the SEC Championship Game.

National Championships Won by SEC Members in Men's Sports Since Arkansas Joined the League (Nov. 1991 - June 2006)

ARKANSAS	30	(11 outdoor track, 11 indoor track, seven cross country, one basketball)
LSU	8	(four baseball, two indoor track, one football, one outdoor track)
Auburn	6	(six swimming and diving)
Florida	4	(one football, one basketball, two golf)
Georgia	4	(two tennis, two golf)
Tennessee	3	(one football, two indoor track)
Kentucky	2	(two basketball)
Alabama	1	(one football)

Arkansas' 5-1-2 SEC Schedule

The 2002 season was the first for the 5-1-2 schedule format, which allows each school to play all five of its division opponents along with one permanent and two rotating non-division opponents each year. It ensures each school will play every conference member four times during a 10-year period and that each will make two visits to every league stadium during that stretch.

Division: Alabama, Auburn, LSU, Ole Miss, Mississippi State

Permanent Non-Division: South Carolina

Rotating Non-Division (2):

2002 & 2007: at Tennessee, Kentucky

2003 & 2008: at Kentucky, Florida

2004 & 2009: at Florida, Georgia

2005 & 2010: at Georgia, Vanderbilt

2006 & 2011: at Vanderbilt, Tennessee



2007 BOWL CHAMPIONSHIP SERIES BOWLS (listed by date, all times Central)

ROSE BOWL

Date and Time: Jan. 1, 4 p.m.
Site: Pasadena, Calif. (Rose Bowl, 91,000)
TV: ABC
Teams: BCS (Pac-10 vs. Big Ten)

ALLSTATE SUGAR BOWL

Date and Time: Jan. 3, 7 p.m.
Site: New Orleans, La. (Louisiana Superdome, 76,791)
TV: FOX
Teams: BCS (SEC vs. At-large)

TOSTITOS FIESTA BOWL

Date and Time: Jan. 1, 7:30 p.m.
Site: Glendale, Ariz. (Cardinals Stadium, 63,000)
TV: FOX
Teams: BCS (Big 12 vs. At-Large)

BCS NATIONAL CHAMPIONSHIP GAME

Date and Time: Jan. 8, 7 p.m.
Site: Glendale, Ariz. (Cardinals Stadium, 63,000)
TV: FOX
Teams: BCS (#1 vs. #2)

FEDEX ORANGE BOWL

Date and Time: Jan. 2, 7 p.m.
Site: Miami, Fla. (Pro Player Stadium, 75,192)
TV: FOX
Teams: BCS (ACC/Big East vs. At-large)

2006



RAZORBACK FOOTBALL



2006 TENTATIVE SEC FOOTBALL SCHEDULE

(Dates and Sites are Subject to Change)



DATE TEAM	Sept. 2	Sept. 9	Sept. 16	Sept. 23	Sept. 30	Oct. 7	Oct. 14	Oct. 21	Oct. 28	Nov. 4	Nov. 11	Nov. 18	Nov. 25
ALABAMA	HAWAII Tuscaloosa	VANDERBILT Tuscaloosa	LOUISIANA-MONROE Tuscaloosa	ARKANSAS Fayetteville	FLORIDA Gainesville	DUKE Tuscaloosa	OLE MISS Tuscaloosa	TENNESSEE Knoxville	FLORIDA INTERNATIONAL Tuscaloosa	MISSISSIPPI STATE Tuscaloosa	LSU Baton Rouge	AUBURN Tuscaloosa	Nov. 25
ARKANSAS	SOUTHERN CALIFORNIA Fayetteville	UTAH STATE Fayetteville	VANDERBILT Nashville	ALABAMA Fayetteville	ALABAMA Columbia (9/28)	AUBURN Auburn	SE MISSOURI STATE Fayetteville	OLE MISS Fayetteville	LOUISIANA-MONROE Little Rock	SOUTH CAROLINA Columbia	TENNESSEE Fayetteville	MISSISSIPPI STATE Starkville	LSU Little Rock 11/24
AUBURN	WASHINGTON STATE Auburn	MISSISSIPPI STATE Starkville	LSU Auburn	BUFFALO Auburn	SOUTH CAROLINA Columbia (9/28)	ARKANSAS Auburn	FLORIDA Auburn	TULANE Auburn	OLE MISS Oxford	ARKANSAS STATE Auburn	GEORGIA Auburn	ALABAMA Tuscaloosa	ALABAMA Tuscaloosa
FLORIDA	SOUTHERN MISS Gainesville	CENTRAL FLORIDA Gainesville	TENNESSEE Knoxville	KENTUCKY Gainesville	ALABAMA Gainesville	LSU Gainesville	AUBURN Auburn	MISSISSIPPI STATE Athens	GEORGIA Jacksonville	VANDERBILT Nashville	SOUTH CAROLINA Gainesville	WESTERN CAROLINA Gainesville	FLORIDA STATE Tallahassee
GEORGIA	WESTERN KENTUCKY Athens	SOUTH CAROLINA Columbia	UAB Athens	COLORADO Athens	OLE MISS Oxford	TENNESSEE Athens	VANDERBILT Athens	MISSISSIPPI STATE Athens	FLORIDA Jacksonville	KENTUCKY Lexington	AUBURN Auburn	MISSISSIPPI STATE Lexington	GEORGIA TECH Athens
KENTUCKY	LOUISVILLE Louisville	TEXAS STATE Lexington	OLE MISS Lexington	FLORIDA Gainesville	CENTRAL MICHIGAN Lexington	SOUTH CAROLINA Lexington	LSU Baton Rouge	MISSISSIPPI STATE Starkville	MISSISSIPPI STATE Starkville	GEORGIA Lexington	VANDERBILT Lexington	LOUISIANA-MONROE Lexington	TENNESSEE Knoxville
LSU	LOUISIANA-LAFAYETTE Baton Rouge	ARIZONA Baton Rouge	AUBURN Auburn	TULANE Baton Rouge	MISSISSIPPI STATE Baton Rouge	FLORIDA Gainesville	KENTUCKY Baton Rouge	FRESNO STATE Baton Rouge	MISSISSIPPI STATE Starkville	TENNESSEE Knoxville	ALABAMA Baton Rouge	OLE MISS Baton Rouge	ARKANSAS Little Rock 11/24
OLE MISS	MEMPHIS Oxford	MISSOURI Columbia	KENTUCKY Lexington	WAKE FOREST Oxford	GEORGIA Oxford	VANDERBILT Oxford	ALABAMA Tuscaloosa	ARKANSAS Fayetteville	AUBURN Oxford	NORTHWESTERN STATE Oxford	MISSISSIPPI STATE Oxford	ARKANSAS Starkville	MISSISSIPPI STATE Oxford
MISSISSIPPI STATE	SOUTH CAROLINA Starkville (8/31)	AUBURN Starkville	TULANE Starkville	UAB Birmingham	LSU Baton Rouge	WEST VIRGINIA Starkville	JACKSONVILLE STATE Starkville	GEORGIA Athens	KENTUCKY Starkville	ALABAMA Tuscaloosa	MISSISSIPPI STATE Oxford	ARKANSAS Starkville	OLE MISS Oxford
SOUTH CAROLINA	MISSISSIPPI STATE Starkville (8/31)	GEORGIA Columbia	WOFFORD Columbia	FLORIDA ATLANTIC Columbia	AUBURN Columbia (9/28)	KENTUCKY Lexington	ALABAMA Tuscaloosa	VANDERBILT Nashville	TENNESSEE Columbia	ARKANSAS Columbia	FLORIDA Gainesville	MIDDLE TENNESSEE Columbia	CLEMSON Clemson
TENNESSEE	CALIFORNIA Knoxville	AIR FORCE Knoxville	FLORIDA Knoxville	MARSHALL Knoxville	MEMPHIS Memphis	GEORGIA Athens	ALABAMA Tuscaloosa	ALABAMA Knoxville	SOUTH CAROLINA Columbia	LSU Knoxville	ARKANSAS Fayetteville	VANDERBILT Nashville	KENTUCKY Knoxville
VANDERBILT	MICHIGAN Ann Arbor	ALABAMA Tuscaloosa	ARKANSAS Nashville	TENNESSEE STATE Nashville	KENT STATE Nashville	OLE MISS Oxford	GEORGIA Athens	SOUTH CAROLINA Nashville	DUKE Durham	FLORIDA Nashville	KENTUCKY Lexington	TENNESSEE Nashville	



2006 SEC CHAMPIONSHIP GAME • DECEMBER 2 • ATLANTA, GA.

Visit the SEC on the Internet at secsports.com





RECORDS

INDIVIDUAL RECORDS-RUSHING

RUSHES

GAME:

- 45 Madre Hill vs. Auburn (186 yards, 1 TD), 1995
- 42 Brandon Holmes vs. LSU (143 yards, 1 TD), 2000
- 40 DeCori Birmingham vs. Kentucky (196 yards, 2 TD), 2003
- 38 David Dickey vs. SMU (133 yards, 2 TD), 1966
- 36 Cedric Cobbs vs. Alabama (198 yards, 1 TD), 2003
- 36 Dickey Morton vs. SMU (189 yards, 0 TD), 1973
- 35 Bill Burnett vs. North Texas (185 yards, 2 TD), 1968
- 35 Bill Burnett vs. Baylor (133 yards, 3 TD), 1969
- 34 Cedric Cobbs vs. Boise State (174 yards, 2 TD), 2000
- 34 Dickey Morton vs. Baylor (157 yards, 2 TD), 1972
- 34 Marius Johnson vs. Tulsa (177 yards, 2 TD), 1993
- 33 Fred Talley vs. South Carolina (111 yards, 0 TD), 2001
- 33 Russell Cody vs. Oklahoma St. (140 yards, 0 TD), 1967
- 33 Dickey Morton vs. Texas Tech (135 yards, 0 TD), 1972

SEASON:

- 307 Madre Hill (1387 yards, 15 TD), 1995
- 242 Dickey Morton (1188 yards, 6 TD), 1972
- 232 Bobby Burnett (947 yards, 6 TD), 1965
- 227 Cedric Cobbs (1320 yards, 10 TD), 2003
- 226 Dickey Morton (1298 yards, 5 TD), 1973
- 220 Ben Cowins (1192 yards, 14 TD), 1977
- 209 Bill Burnett (900 yards, 19 TD), 1969
- 207 Bill Burnett (859 yards, 15 TD), 1968
- 197 Fred Talley (1119 yards, 2 TD), 2002
- 197 Oscar Malone (814 yards, 4 TD), 1996
- 188 Ben Cowins (1006 yards, 6 TD), 1978
- 187 Ike Forte (974 yards, 9 TD), 1974
- 183 Ben Cowins (1162 yards, 7 TD), 1976
- 183 Marshall Foreman (804 yards, 7 TD), 1984

CAREER:

- 635 Ben Cowins (3570 yards, 30 TD), 1975-78
- 595 Dickey Morton (3317 yards, 16 TD), 1971-73
- 589 Cedric Cobbs (3018 yards, 26 TD), 1999-2003
- 559 James Rouse (2887 yards, 38 TD), 1985-89
- 541 Madre Hill (2407 yards, 25 TDs) 1994-98
- 526 Bill Burnett (2204 yards, 46 TD), 1968-70
- 505 E.D. Jackson (2061 yards, 9 TD), 1989-92
- 498 Fred Talley (2661 yards, 11 TD), 1999-2002
- 452 Quinn Grovey (1746 yards, 21 TD), 1987-90
- 450 Chrys Chukwuma (2168 yards, 24 TD), 1996-99
- 401 Marshall Foreman (1634 yards, 16 TD), 1983-86
- 392 Gary Anderson (1999 yards, 10 TD), 1979-82
- 382 Matt Jones (2535 yards, 24 TD), 2001-04
- 375 Barry Foster (1977 yards, 19 TD), 1987-89
- 375 Darryl Bowles (1564 yards, 13 TD), 1979-82

RUSHING YARDS GAINED

GAME:

- 271 Dickey Morton vs. Baylor (28 rushes, 2 TD), 1973
- 241 Fred Talley vs. Auburn (21 rushes, 1 TD), 2002
- 236 Leon Campbell vs. N. Texas (15 rushes, 2 TD), 1949
- 219 James Rouse vs. New Mexico (19 rushes, 4 TD), 1987
- 215 Ike Forte vs. Texas Tech (32 rushes, 2 TD), 1974
- 214 Fred Talley vs. Ole Miss (29 rushes, 2 TD), 2000
- 205 *Roland Sales vs. Oklahoma (22 rushes, 2 TD), 1978
- 203 Ben Cowins vs. Oklahoma St. (21 rushes, 2 TD), 1977
- 200 Madre Hill vs. Vanderbilt (29 rushes, 2 TD), 1995
- 198 Cedric Cobbs vs. Alabama (36 rushes, 1 TD), 2003
- 196 DeCori Birmingham vs. Kentucky (40 rushes, 2 TD), 2003
- 190 Darren McFadden vs. Georgia (31 rushes, 2 TD), 2005
- 189 Fred Talley vs. Central Florida (27 rushes, 2 TD), 2001
- 189 Lamar McHan vs. Texas A&M (26 rushes, 2 TD), 1951
- 189 Dickey Morton vs. SMU (36 rushes, 0 TD), 1973
- 187 Darren McFadden vs. So. Carolina (32 rushes, 0 TD), 2005
- 186 Madre Hill vs. Auburn (45 rushes, 1 TD), 1995
- 186 Ben Cowins vs. Houston (21 rushes, 1 TD), 1976
- 185 Bill Burnett vs. North Texas (35 rushes, 2 TD), 1968
- 184 E.D. Jackson vs. SMU (29 rushes, 2 TD), 1990

- 182 Fred Talley vs. Kentucky (24 rushes, 0 TD), 2002
- 180 Ray Parks vs. Baylor (21 rushes, 2 TD), 1950
- 178 Madre Hill vs. South Carolina (31 rushes, 6 TD), 1995
- 177 Marius Johnson vs. Tulsa (34 rushes, 2 TD), 1993
- 176 Barry Foster vs. TCU (17 rushes, 2 TD), 1989
- 174 Cedric Cobbs vs. Boise State (34 rushes, 2 TD), 2000
- 169 Cedric Cobbs vs. LSU (21 rushes, 1 TD), 2003
- 169 Darryl Bowles vs. Texas A&M (16 rushes, 2TD), 1979
- 168 Ken Holland vs. NW (La.) St. (9 rushes, 3 TD), 1947
- 167 E.D. Jackson vs. The Citadel (29 rushes, 0 TD), 1992

*1978 Orange Bowl

SEASON:

- 1387 Madre Hill (307 rushes, 15 TD), 1995
- 1320 Cedric Cobbs (227 rushes, 10 TD), 2003
- 1298 Dickey Morton (226 rushes, 5 TD), 1973
- 1192 Ben Cowins (220 rushes, 14 TD), 1977
- 1188 Dickey Morton (242 rushes, 6 TD), 1972
- 1162 Ben Cowins (183 rushes, 7 TD), 1976
- 1119 Fred Talley (197 rushes, 2 TD), 2002
- 1113 Darren McFadden (176 rushes, 11 TD), 2005
- 1006 Ben Cowins (188 rushes, 6 TD), 1978
- 1004 James Rouse (182 rushes, 17 TD), 1987
- 983 Ike Forte (174 rushes, 10 TD), 1975
- 974 Ike Forte (187 rushes, 9 TD), 1974
- 947 Bobby Burnett (232 rushes, 16 TD), 1965

CAREER:

- 3570 Ben Cowins (635 rushes, 30 TD), 1975-78
- 3317 Dickey Morton (595 rushes, 16 TD), 1971-73
- 3018 Cedric Cobbs (589 rushes, 26 TD), 1999-03
- 2887 James Rouse (559 rushes, 38 TD), 1985-89
- 2661 Fred Talley (498 rushes, 11 TD), 1999-02
- 2535 Matt Jones (382 rushes, 24 TD), 2001-04
- 2407 Madre Hill (541 rushes, 25 TD), 1994-98
- 2320 Oscar Malone (471 rushes, 14 TD), 1992-94, 1996
- 2204 Bill Burnett (526 rushes, 46 TD), 1968-70
- 2168 Chrys Chukwuma (450 rushes, 24 TD), 1996-99
- 2061 E.D. Jackson (505 rushes, 9 TD), 1989-92
- 1999 Gary Anderson (392 rushes, 10 TD), 1979-82
- 1977 Barry Foster (375 rushes, 19 TD), 1987-89
- 1957 Ike Forte (361 rushes 19, TD), 1974-75

YARDS PER RUSH

SEASON: (min. 99 rushes)

- 7.62 Jerry Eckwood (104 rushes, 792 yards), 1975
- 6.54 Dickey Morton (127 rushes, 831 yards), 1971
- 6.34 Ben Cowins (183 rushes, 1162 yards), 1976
- 6.32 Felix Jones (99 rushes, 626 yards), 2005
- 6.32 Darren McFadden (176 rushes, 1113 yards), 2005
- 6.15 Geno Mazzanti (123 rushes, 757 yards), 1949
- 6.03 Oscar Malone (99 rushes, 571 yards), 1994
- 5.84 Chrys Chukwuma (149 rushes, 870 yards), 1998
- 5.81 Cedric Cobbs (227 rushes, 1320 yards), 2003
- 5.76 Cedric Cobbs (116 rushes, 668 yards), 1999
- 5.74 Dickey Morton (226 rushes, 1298 yards), 1973
- 5.68 Fred Talley (197 rushes, 1119 yards), 2002
- 5.65 Ike Forte (174 rushes, 983 yards), 1975
- 5.61 Fred Talley (137 rushes, 768 yards), 2000
- 5.52 James Rouse (182 rushes, 1004 yards), 1987

CAREER: (min. 250 rushes)

- 6.64 Matt Jones (382 rushes, 2535 yards), 2001-04
- 5.62 Ben Cowins (635 rushes, 3570 yards), 1975-78
- 5.57 Dickey Morton (595 rushes, 3317 yards), 1971-73
- 5.57 Jerry Eckwood (340 rushes, 1895 yards), 1974-76, 78
- 5.42 Ike Forte (361 rushes, 1957 yards), 1974-75
- 5.34 Fred Talley (498 rushes, 2661 yards), 1999-02
- 5.27 Barry Foster (375 rushes, 1977 yards), 1987-89
- 5.21 Clyde Scott (281 rushes, 1463 yards), 1946-48
- 5.16 James Rouse (559 rushes, 2887 yards), 1985-89
- 5.12 Cedric Cobbs (589 rushes, 3018 yards), 1999-2003
- 5.10 Chrys Chukwuma (323 rushes, 1646 yards) 1996-98

- 5.10 Gary Anderson (392 rushes, 1999 yards), 1979-82
- 4.95 Gerald Nesbitt (335 rushes, 1658 yards), 1955-57
- 4.93 Oscar Malone (471 rushes, 2320 yards), 1992-94, 96
- 4.92 Roland Sales (252 rushes, 1240 yards), 1977-79

RUSHING TOUCHDOWNS

GAME:

- 6 Madre Hill vs. South Carolina, 1995
- 5 Jessie Clark vs. Baylor, 1981
- 5 Gene Davidson vs. Hendrix, 1915
- 5 Gene Davidson vs. Oklahoma Mines, 1916

SEASON:

- 19 Bill Burnett, 1969
- 17 James Rouse, 1987
- 16 Bobby Burnett, 1965
- 15 Madre Hill, 1995
- 15 Bill Burnett, 1968
- 14 Ben Cowins, 1977
- 14 Billy Moore, 1962
- 13 David Dickey, 1967
- 12 Bill Burnett, 1970
- 11 Ron Calcagni, 1978
- 11 Darren McFadden, 2005
- 10 Cedric Cobbs, 2003
- 10 Ike Forte, 1975
- 10 Joe Johnson, 1986

CAREER:

- 46 Bill Burnett, 1968-70
- 38 James Rouse, 1985-89
- 30 Ben Cowins, 1975-78
- 26 Cedric Cobbs, 1999-2003
- 25 Madre Hill, 1994-98
- 25 David Dickey, 1966-68
- 24 Matt Jones, 2001-04
- 24 Chrys Chukwuma, 1996-99
- 22 Bobby Burnett, 1963-65
- 21 Quinn Grovey, 1987-90
- 20 Billy Moore, 1960-62
- 19 De'Arrius Howard, 2001-Active
- 19 Ike Forte, 1974-75
- 19 Barry Foster, 1987-89
- 19 Jon Richardson, 1970-72

100-YARD RUSHING GAMES

SEASON:

- 7 Cedric Cobbs, 2003
- 6 Madre Hill, 1995
- 6 Dickey Morton, 1972
- 6 Dickey Morton, 1973
- 6 Ben Cowins, 1977
- 5 Darren McFadden, 2005
- 5 Bill Burnett, 1969
- 5 Bobby Burnett, 1965
- 5 Jerry Eckwood, 1975
- 5 Ben Cowins, 1976
- 5 Ben Cowins, 1978

CAREER:

- 16 Ben Cowins, 1975-78
- 15 Dickey Morton, 1971-73
- 11 Cedric Cobbs, 1999-2003
- 11 Fred Talley, 1999-2002
- 9 Bill Burnett, 1968-70
- 9 Oscar Malone, 1992-94, 1996
- 8 Matt Jones, 2001-04
- 8 Ike Forte, 1974-75
- 8 James Rouse, 1985, 87-89
- 8 Madre Hill, 1994-98
- 6 Jerry Eckwood, 1975-76, 78
- 5 Darren McFadden, 2005
- 5 Clyde Scott, 1946-48
- 5 Bobby Burnett, 1964-65

2006



RAZORBACK FOOTBALL



RECORDS

INDIVIDUAL RECORDS-RUSHING

100-YARD RUSHING GAMES (237)

PLAYER	DATE	ATTEMPTS	NET YARDS	AVG.	TD	OPPONENT	PLAYER	DATE	ATTEMPTS	NET YARDS	AVG.	TD	OPPONENT
Dickey Morton	10/13/73	28	271	9.7	2	Baylor	Russell Cody	10/23/67	33	140	4.2	0	Oklahoma State
Fred Talley	10/11/2002	21	241	11.5	1	Auburn	De'Arrius Howard	9/10/2005	21	139	6.6	1	Vanderbilt
Leon Campbell	9/24/49	15	236	15.7	2	North Texas	Darryl Bowles	9/18/82	27	138	5.1	1	Navy
James Rouse	11/28/87	19	219	11.5	4	New Mexico	Felix Jones	9/3/05	8	137	17.1	1	Missouri State
Ike Forte	11/23/74	32	215	6.7	2	Texas Tech	Dickey Morton	9/30/72	26	137	5.3	0	Tulsa
Fred Talley	11/4/2000	29	214	7.4	2	Ole Miss	Dickey Morton	9/29/73	27	137	5.1	1	Iowa State
Roland Sales	1/1/78	22	205	9.3	2	Oklahoma	Fred Talley	10/26/2002	20	136	6.8	0	Ole Miss
Ben Cowins	9/17/77	21	203	9.7	2	Oklahoma State	Marius Johnson	12/30/95	29	136	4.7	0	North Carolina
Madre Hill	9/30/95	29	200	6.9	2	Vanderbilt	Peyton Hillis	9/3/2005	14	135	9.6	3	Missouri State
Cedric Cobbs	9/27/2003	36	198	5.5	1	Alabama	Fred Talley	10/6/2001	17	135	7.9	1	Weber State
DeCori Birmingham	11/1/2003	40	196	4.9	2	Kentucky	Dickey Morton	11/25/72	33	135	4.1	0	Texas Tech
Darren McFadden	10/22/2005	31	190	6.1	2	Georgia	Henry Moore	10/30/54	26	134	5.2	1	Texas A&M
Fred Talley	11/10/2001	27	189	7.0	2	Central Florida	David Dickey	11/12/66	38	133	3.5	2	SMU
Lamar McHan	11/3/51	26	189	7.3	2	Texas A&M	Bill Burnett	10/11/69	35	133	3.8	3	Baylor
Dickey Morton	11/17/73	36	189	5.3	0	SMU	Dickey Morton	9/23/72	26	133	5.1	1	Oklahoma State
Darren McFadden	11/5/2005	32	187	5.8	0	South Carolina	James Rouse	10/14/89	19	133	7.0	1	Rice
Ben Cowins	10/23/76	21	186	8.9	1	Houston	James Rouse	11/11/89	28	133	4.8	1	Baylor
Madre Hill	10/28/95	45	186	4.1	1	Auburn	Matt Jones	11/15/2003	7	132	18.9	3	New Mexico St.
Bill Burnett	10/26/68	35	185	5.3	2	North Texas	Bobby Burnett	10/23/65	18	132	7.3	3	North Texas
E.D. Jackson	11/24/90	29	184	6.3	2	SMU	Bobby Burnett	11/20/65	30	132	4.4	3	Texas Tech
Fred Talley	10/19/2002	24	182	7.6	0	Kentucky	Chrys Chukwuma	9/5/98	12	132	11.0	2	USL
Ray Parks	10/14/50	21	180	8.6	2	Baylor	Matt Jones	11/17/2001	10	131	13.1	0	Mississippi State
Madre Hill	9/9/95	31	178	5.7	6	South Carolina	Lance Alworth	11/14/59	15	131	8.7	1	SMU
Marius Johnson	11/13/93	34	177	5.2	2	Tulsa	Ike Forte	9/27/75	17	131	7.7	0	Tulsa
Barry Foster	10/7/89	17	176	10.4	2	TCU	Bill Burnett	11/23/68	29	130	4.5	2	Texas Tech
Cedric Cobbs	9/16/2000	34	174	5.1	2	Boise State	Bill Burnett	11/8/69	25	130	5.2	2	Rice
Cedric Cobbs	11/28/2003	21	169	8.0	1	LSU	Michael Forrest	10/29/77	25	130	5.2	1	Rice
Darryl Bowles	11/17/79	16	169	10.6	2	Texas A&M	Matt Jones	11/16/2002	13	129	9.9	1	La.-Lafayette
Ken Holland	9/20/47	9	168	18.7	3	NW (La.) State	Lewis Carpenter	11/24/51	20	129	6.5	0	Tulsa
E.D. Jackson	9/5/92	29	167	5.8	0	Citadel	De'Arrius Howard	11/20/2004	29	125	4.3	1	Mississippi State
Chrys Chukwuma	11/27/98	29	166	5.7	2	LSU	Harry Jones	9/18/65	6	128	21.3	1	Oklahoma State
Darren McFadden	11/19/2005	21	165	7.9	2	Mississippi State	Oscar Malone	10/8/94	15	128	8.5	1	Tennessee
Geno Mazzanti	11/26/49	23	165	7.2	2	Tulsa	DeCori Birmingham	9/18/2004	14	127	9.1	1	La.-Monroe
Buddy Sutton	11/22/52	21	164	7.8	1	Tulsa	Ron Calcagni	10/22/77	18	127	7.1	0	Houston
Ben Cowins	9/18/76	17	163	9.6	0	Oklahoma State	Matt Jones	11/13/2004	5	126	25.2	1	Ole Miss
Jerry Eckwood	10/4/75	14	162	11.6	1	TCU	Geno Mazzanti	11/5/49	15	126	8.4	0	Rice
Ike Forte	9/13/75	26	161	6.2	3	Air Force	Billy Moore	9/29/62	9	126	14.0	2	Tulsa
Gary Anderson	12/31/82	26	161	6.2	2	Florida	Ben Cowins	9/11/76	16	126	7.9	2	Utah State
Fred Talley	10/29/2000	26	161	6.2	1	Auburn	Oscar Malone	11/9/96	32	126	3.9	0	Ole Miss
Mike Saint	11/20/71	29	160	5.5	0	Texas Tech	Darren McFadden	11/8/2005	11	125	11.4	2	Louisiana-Monroe
Mark Calcagni	11/2/85	22	160	7.3	1	Rice	Leon Campbell	9/25/48	19	125	6.6	2	East Texas State
Dickey Morton	10/27/72	34	157	4.6	2	Baylor	Lamar McHan	10/3/53	21	125	6.0	0	TCU
Dickey Morton	10/27/73	17	156	9.2	1	Tulsa	Henry Moore	10/16/54	13	125	9.6	1	Texas
Jerry Eckwood	9/20/75	20	156	7.8	1	Oklahoma State	James Tolbert	11/15/80	29	125	4.3	2	Texas A&M
Ben Cowins	9/10/77	17	156	9.2	1	New Mexico State	James Rouse	10/12/85	14	125	8.9	1	Texas Tech
Gary Anderson	12/27/80	11	156	14.2	1	Tulane	Barry Foster	10/28/89	20	125	6.3	0	Houston
Jon Richardson	9/18/71	24	154	6.4	2	Oklahoma State	B.J. Edmonds	10/6/84	13	124	9.5	1	TCU
Madre Hill	10/14/95	26	154	5.9	1	Ole Miss							
Ike Forte	10/26/74	20	153	7.7	2	Colorado State							
Oscar Malone	9/3/94	19	151	7.9	2	SMU							
Madre Hill	11/11/95	27	151	5.6	1	USL							
Cedric Cobbs	11/22/2003	30	150	5.0	2	Mississippi State							
Marshall Foreman	10/6/84	21	150	7.1	1	TCU							
Ben Cowins	12/2/78	19	148	7.8	2	Texas Tech							
Dickey Morton	11/3/73	27	147	5.4	0	Texas A&M							
Ben Cowins	11/20/76	28	147	5.3	1	SMU							
Dickey Morton	10/23/71	13	146	11.2	1	North Texas							
Mike Kirkland	11/16/74	23	146	6.3	1	SMU							
Jerry Eckwood	9/27/75	19	146	7.7	1	Tulsa							
Cedric Cobbs	9/6/2003	12	145	12.1	1	Tulsa							
Ben Cowins	9/16/78	15	144	9.6	0	Vanderbilt							
Jerry Eckwood	9/13/75	11	143	13.0	1	Air Force							
Ike Forte	10/25/75	21	143	6.8	2	Utah State							
Oscar Malone	11/27/93	10	143	14.3	2	LSU							
Brandon Holmes	11/24/2000	42	143	3.4	1	LSU							
Chrys Chukwuma	9/19/98	17	142	8.4	0	SMU							
Fred Talley	11/11/2000	27	142	5.3	1	Tennessee							
Cedric Cobbs	12/31/2003	27	141	5.2	1	Missouri							
Oscar Malone	9/11/93	22	141	6.4	1	South Carolina							
Clyde Scott	10/2/48	17	140	8.2	3	TCU							
Geno Mazzanti	10/22/49	16	140	8.8	0	Vanderbilt							



Bill Burnett set the school record with 19 rushing touchdowns in 1969.

Darren McFadden's 1,113-yard total in 2005 is the eighth-best season mark in school history.

2006

UNIVERSITY OF ARKANSAS





RECORDS

INDIVIDUAL RECORDS-RUSHING



Ben Cowins is UA's career leader in rushing attempts (635), rushing yards (3,570) and rushing touchdowns (16) from 1975-78.



Felix Jones averaged 6.32 yards per carry in 2005, matching Darren McFadden for the fourth-best average in Razorback history.

PLAYER	DATE	ATTEMPTS	NET YARDS	AVG.	TD	OPPONENT
Michael Jenkins	9/9/99	9	124	13.8	1	Middle Tenn. State
Gerald Nesbitt	10/20/56	11	123	11.2	2	Texas
Harry Jones	10/23/65	6	123	20.5	1	North Texas
Dickey Morton	10/2/71	14	123	8.8	1	TCU
Scott Bull	11/15/75	14	123	8.8	1	SMU
Carlton Calvin	11/27/93	14	123	8.8	2	LSU
Oscar Malone	10/19/96	20	123	6.2	0	South Carolina
Jack Robbins	11/26/36	21	122	5.8	1	Tulsa
Don Christian	10/27/56	23	122	5.3	2	Ole Miss
Harry Jones	10/2/65	11	122	11.1	2	TCU
Bruce Maxwell	9/24/66	27	122	4.5	2	Tulsa
De'Arrius Howard	11/23/2002	25	121	4.8	0	Miss. State
Jack Brasuell	11/7/64	26	121	4.7	0	Rice
Dickey Morton	10/28/72	21	121	5.8	1	North Texas
Ben Cowins	10/30/76	20	121	6.1	1	Rice
Gary Anderson	11/1/80	14	121	8.6	1	Rice
James Rouse	10/10/87	18	121	6.7	1	Texas Tech
De'Arrius Howard	9/3/05	12	120	10.0	0	Missouri State
Jim Mooty	10/25/58	14	120	8.6	2	Ole Miss
Jerry Eckwood	10/11/75	15	120	8.0	1	Baylor
E.D. Jackson	11/23/91	20	120	6.0	0	Rice
Madre Hill	9/26/98	20	120	6.0	1	Alabama
Clyde Scott	9/18/48	10	119	11.9	0	Abeline Christian
Bill Burnett	9/20/69	19	119	6.3	1	Oklahoma State
Mike Kirkland	9/13/75	12	119	9.9	1	Air Force
Fred Talley	11/29/2002	15	118	7.9	1	LSU
Ben Cowins	9/30/78	21	118	5.6	2	Tulsa
Marshall Foreman	10/13/84	24	118	4.9	0	Texas Tech
Oscar Malone	11/21/92	12	118	9.8	1	SMU
Gerald Nesbitt	10/13/56	20	117	5.9	0	Baylor
Fred Marshall	10/10/64	23	117	5.1	1	Baylor
Ben Cowins	9/24/77	16	117	7.3	1	Tulsa
Ben Cowins	11/4/78	23	117	5.1	0	Rice
Bobby Burnett	11/6/65	28	116	4.1	2	Rice
Scott Bull	10/11/75	10	116	11.6	2	Baylor
Jessie Clark	9/11/82	11	116	10.5	1	Tulsa
Cedric Cobbs	9/13/2003	20	115	5.8	1	Texas
Clyde Scott	11/1/47	22	115	5.2	1	Texas A&M
Henry Moore	10/15/55	21	115	5.5	0	Texas
Ben Cowins	11/19/77	19	115	6.1	2	SMU
Greg Thomas	9/14/85	24	115	4.8	0	Ole Miss
James Rouse	12/2/89	20	115	5.8	1	SMU
Chrys Chukwuma	10/30/99	19	115	6.1	1	Auburn
Jon Richardson	11/21/70	31	114	3.7	2	Texas Tech
Ben Cowins	10/29/77	15	114	7.6	2	Rice
James Rouse	10/28/89	19	114	6.0	1	Houston
Fred Talley	11/3/2001	23	113	4.9	0	Ole Miss

PLAYER	DATE	ATTEMPTS	NET YARDS	AVG.	TD	OPPONENT
Clyde Scott	10/9/48	16	113	7.1	1	Baylor
Dickey Morton	10/9/71	17	113	6.6	1	Baylor
Ike Forte	11/15/74	17	113	6.6	0	SMU
James Tolbert	10/31/81	12	113	9.4	2	Rice
Greg Thomas	11/22/86	16	113	7.1	3	SMU
Oscar Malone	9/17/94	9	113	12.6	0	Alabama
Matt Jones	11/1/2003	15	112	7.5	1	Kentucky
Jim Mooty	10/31/59	19	112	5.9	2	Texas A&M
John Eichler	10/7/67	15	112	7.5	1	TCU
Russell Cody	11/8/69	8	112	14.0	0	Rice
Russ Garber	11/7/70	18	112	6.2	0	Rice
Marshall Foreman	10/27/84	29	112	3.9	1	Houston
E.D. Jackson	12/29/91	28	112	4.0	2	Georgia
Matt Jones	11/6/2004	10	111	11.1	1	South Carolina
Fred Talley	10/13/2001	33	111	3.4	0	South Carolina
Clyde Scott	9/20/47	8	111	13.9	2	NW (La.) State
Danny Brabham	10/6/62	21	111	5.3	2	TCU
Bobby Burnett	10/30/65	25	111	4.4	2	Texas A&M
Bill Burnett	11/16/68	24	111	4.6	3	SMU
Ben Cowins	11/12/77	30	111	3.7	2	Texas A&M
James Tolbert	10/4/80	20	111	5.6	0	TCU
Gary Anderson	9/19/81	14	111	7.9	0	Northwestern
Matt Jones	11/3/2001	18	110	6.1	2	Ole Miss
Geno Mazzanti	11/12/49	16	110	6.9	0	SMU
Ben Cowins	11/11/78	26	110	4.2	0	Baylor
Juju Harshaw	10/7/89	16	110	6.9	2	TCU
De'Arrius Howard	9/18/2004	13	109	8.4	1	La.-Monroe
Bill Burnett	10/10/70	27	109	4.0	2	Baylor
Rod Stinson	11/15/97	19	109	5.7	1	Tennessee
Darren McFadden	11/15/2005	13	108	8.3	2	Auburn
Bruce Maxwell	10/25/69	18	108	6.0	1	Wichita State
Bruce Maxwell	1/1/70	8	108	13.5	0	Ole Miss
James Rouse	9/19/88	22	108	4.9	2	Tulsa
Oscar Malone	10/12/96	16	109	6.8	1	Louisiana Tech
Kay Eakin	9/24/38	20	107	5.4	1	Oklahoma State
Roland Sales	9/13/79	20	107	5.4	0	Texas Tech
Cedric Cobbs	11/13/99	15	107	7.1	0	Tennessee
Fred Marshall	10/10/64	15	106	7.1	1	Baylor
Dickey Morton	11/10/73	26	106	4.1	1	Rice
Ike Forte	10/11/75	23	106	4.6	2	Baylor
Nathan Jones	10/19/82	7	106	15.1	0	Texas Tech
Marshall Foreman	10/4/86	31	106	3.4	1	TCU
Marius Johnson	11/27/93	19	106	5.6	0	LSU
Madre Hill	10/3/98	23	106	4.6	0	Kentucky
Gerald Nesbitt	10/22/55	13	105	8.1	0	Ole Miss
Mike Saint	10/24/70	21	105	5.0	1	Wichita State
Dickey Morton	10/21/72	22	105	4.8	0	Texas
Juju Harshaw	11/5/88	20	105	5.3	1	Baylor
Quinn Grovey	10/14/89	8	105	13.1	1	Texas Tech
Madre Hill	9/16/95	26	105	4.0	0	Alabama
Cedric Cobbs	9/20/2003	20	104	5.2	2	North Texas
Bill Burnett	11/15/69	26	103	4.0	2	SMU
Jon Richardson	9/11/71	18	103	5.7	0	California
Gary Anderson	9/1/80	9	103	11.4	1	Texas
Derrick Thomas	9/29/84	8	103	12.9	0	Navy
Barry Foster	11/26/88	8	103	12.9	1	Miami
Chrys Chukwuma	10/12/96	12	103	8.6	1	Louisiana Tech
Felix Jones	11/8/2005	14	102	7.3	2	Louisiana-Monroe
Matt Jones	9/13/2003	12	102	8.5	1	Texas
Jack Brasuell	10/10/64	32	102	3.2	1	Baylor
Bobby Burnett	11/13/65	26	102	3.9	1	SMU
Cedric Cobbs	11/17/2001	18	101	5.6	3	Mississippi State
Richard Miller	10/29/28	11	101	9.2	0	Texas A&M
Rolland Fuchs	11/15/75	24	101	4.2	0	SMU
Gary Anderson	10/11/80	13	101	7.8	0	Wichita State
Quinn Grovey	10/15/88	18	101	5.6	1	Texas
Cedric Cobbs	11/3/2001	22	100	4.5	2	Ole Miss
Gerald Nesbitt	10/26/57	18	100	5.6	0	Ole Miss
Bill Burnett	11/27/69	20	100	5.0	3	Texas Tech
Ike Forte	10/12/74	18	100	5.6	0	Baylor
Jerry Eckwood	9/23/78	14	100	7.1	0	Oklahoma State
Roland Sales	10/29/79	15	100	6.7	2	Tulsa

2006



RAZORBACK FOOTBALL





RECORDS

INDIVIDUAL RECORDS-PASSING

PASS ATTEMPTS

GAME:

- 52 Clint Stoerner vs. Alabama (24 comp, 316 yds, 1 TD, 1 INT), 1999
- 51 Joe Ferguson vs. Texas A&M (31 comp, 345 yds, 0 TD, 1 INT), 1971
- 43 Clint Stoerner vs. Auburn (20 comp, 325 yds, 2 TD, 1 INT), 1997
- 42 Clint Stoerner vs. Memphis (19 comp, 296 yds, 1 TD, 2 INT), 1998
- 41 Barry Lunney Jr. vs. Auburn (17 comp, 286 yds, 2 TD, 1 INT), 1993
- 41 John Eichler vs. Wichita State (23 comp, 279 yds, 2 TD 0 INT), 1969
- 40 ****Robby Hampton vs. UNLV (18 comp, 183 yds, 2 TD, 0 INT), 2000**
- 39 Matt Jones vs. Florida (23 comp, 252 yds, 1 TD, 3 INT), 2004
- 39 Clint Stoerner vs. Ole Miss (17 comp, 201 yds, 1 TD, 3 INT), 1997
- 39 ***Kevin Scanlon vs. Alabama (22 comp, 245 yds, 1 TD, 1 INT), 1980**
- 39 ****Bill Montgomery vs. Georgia (17 comp, 185 yds, 1 TD, 1 INT), 1968**
- 38 Clint Stoerner vs. LSU (27 comp, 334 yds, 2 TD, 0 INT), 1998
- 38 Clint Stoerner vs. LSU (18 comp, 387 yds, 2 TD, 0 INT), 1997
- 38 Joe Ferguson vs. Texas (14 comp, 143 yds, 1 TD, 2 INT), 1972
- 38 Quinn Grovey vs. Houston (18 comp, 236 yds, 3 TD, 2 INT), 1990

**1980 Sugar Bowl **1968 Sugar Bowl
***2000 Las Vegas Bowl*

SEASON:

- 357 Clint Stoerner (173 comp, 2347 yds, 12 TD, 13 INT), 1997
- 317 Clint Stoerner (177 comp, 2293 yds, 19 TD, 10 INT), 1999
- 312 Clint Stoerner (167 comp, 2629 yds, 26 TD, 8 INT), 1998
- 292 Barry Lunney Jr. (180 comp, 2181 yds, 12 TD, 10 INT), 1995
- 271 Joe Ferguson (160 comp, 2203 yds, 11 TD, 12 INT), 1971
- 264 Matt Jones (151 comp, 2073 yds, 15 TD, 12 INT), 2004
- 261 Robby Hampton (145 comp, 1548 yds, 13 TD, 8 INT), 2000
- 257 Brad Taylor (139 comp, 1837 yds, 9 TD, 8 INT), 1983
- 254 Joe Ferguson (119 comp, 1484 yds, 9 TD, 15 INT), 1972
- 235 Quinn Grovey (120 comp, 1886 yds, 18 TD, 10 INT), 1990
- 234 Matt Jones (122 comp, 1592 yds, 16 TD, 8 INT), 2002
- 234 Bill Montgomery (134 comp, 1595 yds, 10 TD, 8 INT), 1968
- 230 Matt Jones (132 comp, 1917 yds, 18 TD, 7 INT), 2003
- 224 Pete Burks (115 comp, 1390 yds, 6 TD, 9 INT), 1996
- 202 Barry Lunney Jr. (104 comp, 1241 yds, 6 TD, 7 INT), 1993

CAREER:

- 1023 Clint Stoerner (528 comp, 7422 yds, 57 TD, 37 INT), 1996-99
- 856 Barry Lunney Jr. (476 comp, 5782 yds, 33 TD, 28 INT), 1992-95

- 755 Matt Jones (417 comp, 5857 yds, 53 TD, 30 INT), 2001-04
- 644 Brad Taylor (333 comp, 4802 yds, 23 TD, 32 INT), 1981-84
- 611 Joe Ferguson (327 comp, 4431 yds, 24 TD, 32 INT), 1970-72
- 602 Bill Montgomery (337 comp, 4590 yds, 29 TD, 24 INT), 1968-70
- 526 Quinn Grovey (292 comp, 4496 yds, 29 TD, 26 INT), 1987-90
- 432 Tom Jones (238 comp, 2927 yds, 20 TD, 24 INT), 1979-82
- 421 Lamar McHan (186 comp, 2574 yds, 19 TD, 27 INT), 1951-53
- 386 Jack Robbins (198 comp, 2553 yds, 19 TD, 32 INT), 1935-37

PASS COMPLETIONS

GAME:

- 31 Joe Ferguson vs. Texas A&M (51 atts, 345 yds, 0 TD, 1 INT), 1971
- 27 Clint Stoerner vs. LSU (38 atts, 334 yds, 2 TD, 0 INT), 1998
- 24 Clint Stoerner vs. Alabama (52 atts, 316 yds, 1 TD, 1 INT), 1999
- 23 Matt Jones vs. Florida (39 atts, 252 yds, 1 TD, 3 INT), 2004
- 23 Clint Stoerner vs. Tennessee (37 atts, 194 yds, 0 TD, 0 INT), 1997
- 23 John Eichler vs. Wichita State (41 atts, 279 yds, 2 TD, 0 INT), 1969
- 22 Barry Lunney Jr. vs. Tennessee (27 atts, 276 yds, 3 TD, 0 INT), 1995
- 22 Bill Montgomery vs. Baylor (34 atts, 260 yds, 1 TD, 2 INT), 1968
- 22 ***Kevin Scanlon vs. Alabama (39 atts, 245 yds, 1 TD, 1 INT), 1980**
- 20 Matt Jones vs. Florida (30 att, 299 yds, 3 TD, 2 INT), 2003
- 20 Robby Hampton vs. Alabama (33 atts, 173 yds, 2 TD, 1 INT), 2000
- 20 Clint Stoerner vs. Auburn (43 atts, 325 yds, 2 TD, 1 INT), 1997
- 20 Barry Lunney Jr. vs. Memphis (30 atts, 247 yds, 2 TD, 1 INT), 1995
- 20 Joe Ferguson vs. TCU (32 atts, 304 yds, 4 TD, 0 INT), 1972
- 20 Barry Lunney Jr. vs. SMU (36 atts, 177 yds, 1 TD, 0 INT), 1992
- 20 Joe Ferguson vs. Oklahoma St. (29 atts, 228 yds, 0 TD, 0 INT), 1971
- 20 Bill Montgomery vs. Texas A&M (28 atts, 258 yds, 2 TD, 0 INT), 1968

**1980 Sugar Bowl*

SEASON:

- 180 Barry Lunney Jr. (292 atts, 2181 yds, 12 TD, 10 INT), 1995
- 177 Clint Stoerner (317 atts, 2293 yds, 19 TD, 10 INT), 1999
- 173 Clint Stoerner (357 atts, 2347 yds, 12 TD, 13 INT), 1997
- 167 Clint Stoerner (312 atts, 2629 yds, 26 TD, 8 INT), 1998
- 160 Joe Ferguson (271 atts, 2203 yds, 11 TD, 12 INT), 1971
- 151 Matt Jones (264 atts, 2073 yds, 15 TD, 12 INT), 2004
- 145 Robby Hampton (261 atts, 1548 yds, 13 TD, 8 INT), 2000
- 139 Brad Taylor (257 atts, 1837 yds, 9 TD, 8 INT), 1983
- 134 Bill Montgomery (234 atts, 1595 yds, 10 TD, 8 INT), 1968

- 132 Matt Jones (230 att, 1917 yds, 18 TD, 7 INT), 2003
- 122 Matt Jones (234 atts, 1592 yds, 16 TD, 8 INT), 2002
- 120 Quinn Grovey (235 atts, 1886 yds, 18 TD, 10 INT), 1990
- 119 Joe Ferguson (254 atts, 1484 yds, 9 TD, 15 INT), 1972
- 115 Pete Burks (224 atts, 1390 yds, 6 TD, 9 INT), 1996
- 110 Bill Montgomery (195 atts, 1662 yds, 10 TD, 9 INT), 1970
- 104 Barry Lunney Jr. (202 atts, 1241 yds, 6 TD, 7 INT), 1993
- 101 Barry Lunney Jr. (183 atts, 1345 yds, 11 TD, 6 INT), 1994

CAREER:

- 528 Clint Stoerner (1023 atts, 7422 yds, 57 TD, 37 INT), 1996-99
- 476 Barry Lunney Jr. (856 atts, 5782 yds, 33 TD, 28 INT), 1992-95
- 417 Matt Jones (755 atts, 5857 yds, 53 TD, 30 INT), 2001-04
- 337 Bill Montgomery (602 atts, 4590 yds, 29 TD, 24 INT), 1968-70
- 333 Brad Taylor (644 atts, 4802 yds, 23 TD, 32 INT), 1981-84
- 327 Joe Ferguson (611 atts, 4431 yds, 24 TD, 32 INT), 1970-72
- 292 Quinn Grovey (526 atts, 4496 yds, 29 TD, 26 INT), 1987-90
- 238 Tom Jones (432 atts, 2927 yds, 20 TD, 24 INT), 1979-82
- 198 Jack Robbins (386 atts, 2553 yds, 19 TD, 32 INT), 1935-37
- 186 Lamar McHan (421 atts, 2574 yds, 19 TD, 42 INT), 1951-53

COMPLETION PERCENTAGE

GAME: (min 13-19 att.):

- .857 Billy Moore (12-14) vs. Tulsa, 1962
- .846 Brad Taylor (11-13) vs. Tulsa, 1984
- .813 Matt Jones (13-16) vs. New Mexico State, 2004
- .812 Clint Stoerner (13-16) vs. South Carolina, 1999
- .800 Kevin Scanlon (12-15) vs. Texas A&M, 1979
- .800 Bill Montgomery (12-15) vs. Oklahoma State, 1970
- .800 Joe Ferguson (12-15) vs. North Texas, 1972
- .786 Matt Jones (11-14) vs. South Carolina, 2003
- .786 Quinn Grovey (11-14) vs. Houston, 1989
- .786 Greg Thomas (11-14) vs. Texas A&M, 1986
- .769 Zak Clark (10-13) vs. Auburn, 2001
- .769 Quinn Grovey (10-13) vs. TCU, 1987

(min. 20 att. or more)

- .818 Ronny South (18-22) vs. Texas A&M, 1967
- .815 Barry Lunney Jr. (22-27) vs. Tennessee, 1995
- .800 Kevin Scanlon (16-20) vs. Rice, 1979
- .773 Robby Hampton (17-22) vs. SW Missouri St., 2000
- .739 Brad Taylor (17-23) vs. Baylor, 1981
- .731 Clint Stoerner (19-26) vs. Auburn, 1999
- .714 Brad Taylor (20-28) vs. SMU, 1984
- .714 Bill Montgomery (20-28) vs. Texas A&M, 1968
- .711 Clint Stoerner (27-38) vs. LSU, 1998
- .708 Casey Dick (17-24) vs. Ole Miss, 2005
- .700 Greg Thomas (14-20) vs. TCU, 1986
- .700 Bill Montgomery (14-20) vs. North Texas, 1968
- .700 Jon Brittenum (14-20) vs. Texas Tech, 1965





RECORDS

INDIVIDUAL RECORDS-PASSING

SEASON: (min. 100 att.)

- .662 Kevin Scanlon (92-139), 1979
- .625 Jack Robbins (95-162), 1935
- .616 Barry Lunney Jr. (180-292), 1995
- .615 Greg Thomas (67-109), 1986
- .602 Ron Calcagni (62-103), 1978
- .592 Ronny South (84-142), 1967
- .590 Joe Ferguson (160-271), 1971
- .574 Matt Jones (132-230), 2003
- .573 Bill Montgomery (134-234), 1968
- .572 Matt Jones (151-264), 2004
- .564 Bill Montgomery (110-195), 1970

CAREER (min 200 att.)

- .560 Bill Montgomery (337-602), 1968-70
- .556 Robby Hampton (170-306), 1999-2000
- .556 Barry Lunney Jr. (476-856), 1992-95
- .555 Quinn Grovey (292-526), 1987-90
- .552 Matt Jones (417-755), 2001-04
- .551 Tom Jones (238-432), 1979-82
- .535 Joe Ferguson (327-611), 1970-72
- .516 Clint Stoerner (528-1023), 1996-99
- .513 Jack Robbins (198-386), 1935-37
- .508 Ron Calcagni (156-307), 1975-78
- .494 Jon Brittenum (169-342), 1963, 1965-66
- .475 Mike Kirkland (96-202), 1973-75

PASSING YARDS

GAME:

- 387 Clint Stoerner vs. LSU (18-38, 2 TD, 0 INT), 1997
- 345 Joe Ferguson vs. Texas A&M (31-51, 0 TD, 1 INT), 1971
- 338 *Bill Montgomery vs. Ole Miss (17-34, 1 TD, 4 INT), 1969
- 335 Ronny South vs. Texas Tech (18-33), 1967
- 334 Clint Stoerner vs. LSU (27-38, 2 TD, 0 INT), 1998
- 325 Clint Stoerner vs. Auburn (20-43, 2 TD, 1 INT), 1997
- 316 Clint Stoerner vs. Alabama (24-52, 1 TD, 1 INT), 1999
- 307 **Brad Taylor vs. North Carolina (14-29, 2 TD, 0 INT), 1981
- 304 Joe Ferguson vs. TCU (20-32, 4 TD, 0 INT), 1972
- 299 Matt Jones vs. Florida (20-30, 3 TD, 2 INT), 2003
- 296 Clint Stoerner vs. Memphis (19-42, 1 TD, 2 INT), 1998
- 294 Bill Montgomery vs. SMU (19-31, 2 TD, 0 INT), 1970
- 286 Barry Lunney Jr. vs. Auburn (17-41, 2 TD, 1 INT), 1993
- 279 John Eichler vs. Wichita State (23-41, 2 TD, 0 INT), 1969
- 277 Joe Ferguson vs. Rice (18-29 0 TD, 1 INT), 1971

*1970 Sugar Bowl **1981 Gator Bowl

SEASON:

- 2629 Clint Stoerner (167 of 312, 26 TD, 8 INT), 1998
- 2347 Clint Stoerner (173 of 357, 12 TD, 13 INT), 1997
- 2293 Clint Stoerner (177 of 317, 21 TD, 10 INT), 1999
- 2203 Joe Ferguson (160 of 271, 11 TD, 12 INT), 1971
- 2181 Barry Lunney Jr. (180 of 292, 12 TD, 10 INT), 1995
- 2073 Matt Jones (151 of 264, 15 TD, 12 INT), 2004
- 1917 Matt Jones (132 of 230, 18 TD, 7 INT), 2003
- 1886 Quinn Grovey (120 of 235, 18 TD, 10 INT), 1990
- 1837 Brad Taylor (139 of 257, 9 TD, 8 INT), 1983
- 1662 Bill Montgomery (110 of 195, 10 TD, 9 INT), 1970
- 1595 Bill Montgomery (134 of 234, 10 TD, 8 INT), 1968
- 1592 Matt Jones (122 of 234, 16 TD, 8 INT), 2002
- 1548 Robby Hampton (145 of 261, 13 TD, 8 INT), 2000
- 1484 Joe Ferguson (119 of 254, 9 TD, 15 INT), 1972
- 1390 Pete Burks (115 of 224, 6 TD, 9 INT), 1996
- 1345 Barry Lunney Jr. (101 of 183, 11 TD, 6 INT), 1994
- 1333 Bill Montgomery (93 of 173, 9 TD, 7 INT), 1969

CAREER:

- 7422 Clint Stoerner (528 of 1023, 57 TD, 37 INT), 1996-99
- 5857 Matt Jones (417 of 755, 53 TD, 30 INT), 2001-04
- 5782 Barry Lunney Jr. (476 of 856, 33 TD, 28 INT), 1992-95
- 4802 Brad Taylor (333 of 644, 23 TD, 32 INT), 1981-84
- 4590 Bill Montgomery (337 of 602, 29 TD, 24 INT), 1968-70
- 4496 Quinn Grovey (292 of 526, 29 TD, 26 INT), 1987-90
- 4431 Joe Ferguson (327 of 611, 24 TD, 32 INT), 1970-72
- 2927 Tom Jones (238 of 432, 20 TD, 24 INT), 1979-82
- 2574 Lamar McHan (186 of 421, 19 TD, 42 INT), 1951-53
- 2553 Jack Robbins (198 of 386, 19 TD, 32 INT), 1935-37
- 2404 Jon Brittenum (169 of 342, 17 TD, 15 INT), 1963-66

TOUCHDOWN PASSES

GAME:

- 4 Matt Jones vs. Louisiana-Monroe, 2004
- 4 Robby Hampton vs. Louisiana-Monroe, 2000
- 4 Brad Taylor vs. Rice, 1983
- 4 Joe Ferguson vs. TCU, 1972
- 4 Ronny South vs. SMU, 1967
- 3 Casey Dick vs. Ole Miss, 2005
- 3 Matt Jones vs. South Carolina, 2003
- 3 Matt Jones vs. Kentucky, 2003
- 3 Matt Jones vs. Florida, 2003
- 3 Matt Jones vs. Boise State, 2002
- 3 Clint Stoerner vs. SMU, 1999
- 3 Clint Stoerner vs. South Carolina, 1999
- 3 Clint Stoerner vs. Auburn, 1999
- 3 Clint Stoerner vs. Tennessee, 1999
- 3 Clint Stoerner vs. SMU, 1998
- 3 Clint Stoerner vs. Alabama, 1998
- 3 Clint Stoerner vs. South Carolina, 1998
- 3 Clint Stoerner vs. Tennessee, 1998
- 3 Clint Stoerner vs. Mississippi State, 1998
- 3 Barry Lunney Jr. vs. Tennessee, 1995
- 3 Barry Lunney Jr. vs. Vanderbilt, 1994
- 3 Barry Lunney Jr. vs. Ole Miss, 1994
- 3 Quinn Grovey vs. Colorado State, 1990
- 3 Quinn Grovey vs. Texas Tech, 1990
- 3 Quinn Grovey vs. Houston, 1990
- 3 Brad Taylor vs. SMU, 1984
- 3 Danny Nutt vs. Navy, 1984
- 3 Kevin Scanlon vs. SMU, 1979
- 3 Joe Ferguson vs. Texas, 1971
- 3 Ronny South vs. Texas Tech, 1967
- 3 Lamar McHan vs. Tulsa, 1953
- 3 Dwight Sloan vs. Tulsa, 1937

SEASON:

- 26 Clint Stoerner, 1998
- 19 Clint Stoerner, 1999
- 18 Matt Jones, 2003
- 18 Quinn Grovey, 1990
- 16 Matt Jones, 2002
- 15 Matt Jones, 2004
- 13 Robby Hampton, 2000
- 12 Clint Stoerner, 1997
- 12 Barry Lunney Jr., 1995
- 11 Barry Lunney Jr., 1994
- 11 Joe Ferguson, 1971
- 11 Ronny South, 1967
- 10 Ron Calcagni, 1977
- 10 Bill Montgomery, 1970
- 10 Bill Montgomery, 1968
- 10 Dwight Sloan, 1936
- 9 Brad Taylor, 1983
- 9 Kevin Scanlon, 1979
- 9 Joe Ferguson, 1972
- 9 Bill Montgomery, 1969
- 9 George McKinney, 1960

CAREER:

- 57 Clint Stoerner, 1996-99
- 53 Matt Jones, 2001-04
- 33 Barry Lunney Jr., 1992-95
- 29 Quinn Grovey, 1987-90
- 29 Bill Montgomery, 1968-70
- 24 Joe Ferguson, 1970-72
- 23 Brad Taylor, 1981-84
- 20 Tom Jones, 1979-82
- 19 Lamar McHan, 1951-53
- 19 Jack Robbins, 1935-37
- 17 Robby Hampton, 1999-2000
- 17 Ron Calcagni, 1975-78
- 17 Jon Brittenum, 1963-66

INTERCEPTIONS

GAME:

- 6 Joe Ferguson vs. Texas A&M, 1972
- 5 Lamar McHan vs. SMU, 1951
- 4 Brad Taylor vs. Texas, 1984
- 4 John Eichler vs. Texas, 1967
- 4 Jack Robbins vs. Tulsa, 1936
- 3 Matt Jones vs. Florida, 2004
- 3 Clint Stoerner vs. Ole Miss, 1999
- 3 Clint Stoerner vs. Ole Miss, 1997
- 3 Clint Stoerner vs. Auburn, 1996
- 3 Barry Lunney Jr. vs. SW Louisiana, 1995
- 3 Brad Taylor vs. Houston, 1984
- 3 Danny Nutt vs. TCU, 1984
- 3 Brad Taylor vs. Texas, 1982
- 3 Scott Bull vs. Texas, 1975
- 3 Mike Kirkland vs. Rice, 1973
- 3 *Joe Ferguson vs. Tennessee, 1971
- 3 Bill Montgomery vs. Texas, 1968
- 3 Jack Robbins vs. SMU, 1935

*1971 Liberty Bowl

SEASON:

- 18 Kay Eakin, 1939
- 18 Jack Robbins, 1937
- 17 Lamar McHan, 1952
- 15 Joe Ferguson, 1972
- 15 Jim Rinehart, 1950
- 14 Lamar McHan, 1951
- 14 Kay Eakin, 1938
- 13 Clint Stoerner, 1997
- 13 Mike Kirkland, 1973
- 12 Matt Jones, 2004
- 12 Joe Ferguson, 1971
- 11 Brad Taylor, 1984
- 11 Lamar McHan, 1953

CAREER:

- 42 Lamar McHan, 1951-53
- 37 Clint Stoerner, 1996-99
- 33 Kay Eakin, 1937-39
- 32 Brad Taylor, 1981-84
- 32 Joe Ferguson, 1970-72
- 32 Jack Robbins, 1935-37
- 30 Matt Jones, 2001-04
- 28 Barry Lunney Jr., 1992-95
- 26 Quinn Grovey, 1987-90
- 24 Tom Jones, 1979-82
- 24 Bill Montgomery, 1968-70
- 22 Dwight Sloan, 1936-37

CONSECUTIVE PASSES WITHOUT AN INTERCEPTION, PLAYER:

- 134, Clint Stoerner, 1997-98
- 123, Barry Lunney Jr., 1992-93

2006



RAZORBACK FOOTBALL



RECORDS

INDIVIDUAL RECORDS-PASSING




Clint Stoerner holds Arkansas' career records for pass completions (528), attempts (1,023), yards (7,422) and touchdowns (57).



Matt Jones is UA's sixth all-time leading rusher with 2,535 yards, but he's also second with 5,857 passing yards and 53 touchdown passes.



Casey Dick completed 70.8 percent of his pass attempts in the win at Ole Miss last year (17-24), the 10th-best single-game mark with 20 or more attempts in school history.



Joe Ferguson completed 20 or more passes in a game three times, including a school-record 31 completions against Texas A&M in 1971.

250-YARD PASSING GAMES (35)

PLAYER	DATE	ATTEMPTS	COMPLETIONS	INT	COMPLETION %	YARDS	TD	OPPONENT
Clint Stoerner	11/28/97	38	18	0	.474	387	2	LSU
Joe Ferguson	10/30/71	51	31	1	.608	345	0	Texas A&M
Bill Montgomery	1/1/71	34	17	1	.500	338	2	Ole Miss
Ronny South	11/25/67	33	18	2	.545	335	3	Texas Tech
Clint Stoerner	11/27/98	38	27	0	.711	334	2	LSU
Clint Stoerner	10/25/97	43	20	1	.465	325	2	Auburn
Clint Stoerner	9/25/99	52	24	1	.462	316	1	Alabama
Brad Taylor	12/28/81	29	14	0	.483	307	2	North Carolina
Joe Ferguson	10/7/72	32	20	0	.625	304	4	TCU
Matt Jones	10/18/2003	20	30	2	.667	299	3	Florida
Clint Stoerner	10/10/98	42	19	2	.452	296	1	Memphis
Bill Montgomery	11/14/70	31	19	0	.613	294	2	SMU
Barry Lunney Jr.	10/13/93	41	17	1	.415	286	2	Auburn
John Eichler	10/25/69	41	23	0	.561	279	2	Wichita State
Joe Ferguson	11/6/71	29	18	1	.621	277	0	Rice
Barry Lunney Jr.	10/7/95	27	22	0	.815	276	3	Tennessee
Clint Stoerner	11/14/98	34	17	1	.500	274	0	Tennessee
Matt Jones	9/18/2004	18	28	1	.643	272	4	La.-Monroe
Quinn Grovey	9/22/90	25	16	0	.640	270	0	Ole Miss
Danny Nutt	9/29/84	28	17	0	.607	267	3	Navy
Bill Montgomery	11/9/68	23	15	0	.652	266	2	Rice
Bill Montgomery	10/3/70	20	13	1	.650	265	1	TCU
Clint Stoerner	9/19/98	33	17	0	.515	262	3	SMU
Barry Lunney Jr.	10/14/95	32	19	1	.594	261	0	Ole Miss
Matt Jones	11/1/2003	16	25	0	.640	260	3	Kentucky
Bill Montgomery	10/12/68	34	22	2	.647	260	1	Baylor
Joe Ferguson	10/2/71	23	15	0	.652	259	1	TCU
Bill Montgomery	11/2/68	28	20	0	.714	258	2	Texas A&M
Brad Taylor	11/6/82	33	13	1	.394	257	1	Baylor
Quinn Grovey	10/28/89	14	11	1	.786	256	2	Houston
Clint Stoerner	9/4/99	30	13	0	.433	254	2	SMU
Matt Jones	10/2/2004	23	39	3	.590	252	1	Florida
Clint Stoerner	11/26/99	36	19	3	.528	252	1	LSU
Dwight Sloan	11/25/37	35	19	0	.543	250	3	Tulsa
Brad Taylor	11/7/81	23	17	2	.739	250	0	Baylor





RECORDS

INDIVIDUAL RECORDS-RECEIVING

RECEPTIONS

GAME:

- 13 James Shibest vs. SMU (199 yards, 2 TD), 1984
- 13 Wear Schoonover vs. Baylor (152 yards, 0 TD), 1929
- 12 Mike Reppond vs. Rice (204 yards, 0 TD), 1971
- 12 *Chuck Dicus vs. Georgia (169 yards, 1 TD), 1969
- 10 **Bobby Crockett vs. LSU (129 yards, 1 TD), 1966
- 10 ***Bobby Joe Edmonds vs. Auburn (68 yards, 0 TD), 1984
- 9 George Wilson vs. Kentucky (172 yards, 1 TD), 2003
- 9 Anthony Eubanks vs. Auburn (167 yards, 1 TD), 1997
- 9 James Shibest vs. Navy (156 yards, 2 TD), 1984
- 9 Chuck Dicus vs. TCU (156 yards, 2 TD), 1969
- 9 Chuck Dicus vs. Texas (146 yards, 1 TD), 1969
- 9 ****Bruce Maxwell vs. Ole Miss (137 yards, 1 TD), 1970
- 9 Bobby Nichols vs. Texas A&M (102 yards, 0 TD), 1971
**1969 Sugar Bowl **1966 Cotton Bowl*
****1984 Liberty Bowl ****1970 Sugar Bowl*

SEASON:

- 62 J.J. Meadors (584 yards, 2 TD), 1995
- 56 Mike Reppond (986 yards, 3 TD), 1971
- 52 Boo Williams (739 yards, 7 TD), 2000
- 51 James Shibest (907 yards, 7 TD), 1984
- 51 Anthony Eubanks (809 yards, 5 TD), 1996
- 51 Anthony Eubanks (870 yards, 5 TD), 1997
- 50 George Wilson (900 yards, 6 TD), 2003



Jim Benton ranks among the school's career leaders with 83 receptions (14th), 1,303 yards (11th) and 13 touchdowns (seventh), despite playing in 1936 and '37.

- 49 George Wilson (626 yards, 7 TD), 2002
- 48 Jim Benton (814 yards, 7 TD), 1937
- 44 Michael Williams (560 yards, 5 TD), 1998
- 43 Anthony Lucas (1004 yards, 10 TD), 1998
- 43 Anthony Eubanks (596 yards, 4 TD), 1995
- 43 J.J. Meadors (613 yards, 5 TD), 1994
- 43 Derek Russell (897 yards, 8 TD), 1990
- 42 Chuck Dicus (688 yards, 4 TD), 1969
- 40 George Wilson (568 yards, 3 TD), 2001
- 39 Max Peacock (497 yards, 2 TD), 1968

CAREER:

- 153 Anthony Eubanks (2440 yards, 16 TD), 1994-97
- 144 George Wilson (2151 yards, 16 TD), 2000-03
- 137 Anthony Lucas (2879 yards, 23 TD), 1996-99
- 135 Richard Smith (1858 yards, 17 TD), 2000-03
- 134 J.J. Meadors (1651 yards, 10 TD), 1992-95
- 118 Chuck Dicus (1854 yards, 16 TD), 1968-70
- 101 Emanuel Smith (1235 yards, 4 TD), 1996-99
- 101 Mike Reppond (1625 yards, 8 TD), 1970-72
- 97 James Shibest (1920 yards, 10 TD), 1983-86
- 94 Gary Anderson (1075 yards, 8 TD), 1979-82
- 91 Derek Russell (1874 yards, 16 TD), 1987-90
- 89 Tracy Caldwell (1269 yards, 8 TD), 1990-93
- 87 Kirk Botkin (819 yards, 5 TD), 1990-93
- 83 Jim Benton (1303 yards, 12 TD), 1936-37

RECEIVING YARDS

GAME:

- 204 Mike Reppond vs. Rice (12 catches, 0 TD), 1971
- 199 James Shibest vs. SMU (13 catches, 2 TD), 1984
- 194 Anthony Lucas vs. SMU (6 catches, 3 TD), 1999
- 193 Chuck Dicus vs. Rice (8 catches, 2 TD), 1968
- 177 Anthony Lucas vs. Ole Miss (4 catches 2 TD), 1998
- 172 George Wilson vs. Kentucky (9 catches, 1 TD), 2003
- 172 Anthony Lucas vs. Tennessee (8 catches, 2 TD), 1998
- 171 Boo Williams vs. Boise State (5 catches, 2 TD), 2000
- 171 Mike Reppond vs. Texas (7 catches, 1 TD), 1971
- 171 Bobby Nichols vs. Texas A&M (9 catches, 0 TD), 1971
- 171 Chuck Dicus vs. Ole Miss (6 catches, 1 TD), 1970
- 169 *Chuck Dicus vs. Georgia (12 catches, 1 TD), 1969
- 169 Derek Holloway vs. Tulsa (5 catches, 1 TD), 1982
- 167 Anthony Eubanks vs. Auburn (9 catches, 1 TD), 1997
- 166 Derek Russell vs. TCU (8 catches, 2 TD), 1990
- 164 Derek Russell vs. Houston (6 catches, 2 TD), 1989
**1969 Sugar Bowl*

SEASON:

- 1004 Anthony Lucas (43 catches, 10 TD), 1998
- 986 Mike Reppond (56 catches, 3 TD), 1971
- 907 James Shibest (51 catches, 7 TD), 1984
- 900 George Wilson (50 catches, 6 TD), 2003
- 897 Derek Russell (43 catches, 8 TD), 1990
- 870 Anthony Eubanks (51 catches, 5 TD), 1997
- 822 Anthony Lucas (37 catches, 5 TD), 1999
- 814 Jim Benton (48 catches, 7 TD), 1937
- 809 Anthony Eubanks (51 catches, 5 TD), 1996
- 739 Boo Williams (52 catches, 7 TD), 2000
- 688 Chuck Dicus (42 catches, 4 TD), 1969
- 626 George Wilson (49 catches, 7 TD), 2002
- 617 Steven Harris (37 catches, 4 TD), 2004
- 613 J.J. Meadors (43 catches, 5 TD), 1994
- 596 Anthony Eubanks (43 catches, 4 TD), 1995
- 589 Chuck Dicus (38 catches, 8 TD), 1968
- 584 J.J. Meadors (62 catches, 2 TD), 1995
- 582 Richard Smith (34 catches, 4 TD), 2002

CAREER:

- 2879 Anthony Lucas (137 catches, 23 TD), 1995-99
- 2440 Anthony Eubanks (153 catches, 16 TD), 1994-97
- 2151 George Wilson (144 catches, 16 TD), 2000-03
- 1920 James Shibest (97 catches, 10 TD), 1983-86
- 1874 Derek Russell (91 catches, 16 TD), 1987-90
- 1858 Richard Smith (135 catches, 17 TD), 2000-03
- 1854 Chuck Dicus (118 catches, 16 TD), 1968-70
- 1651 J.J. Meadors (134 catches, 10 TD), 1992-95
- 1625 Mike Reppond (101 catches, 8 TD), 1970-72
- 1319 Jim Hodge (73 catches, 7 TD), 1970-72
- 1303 Jim Benton (83 catches, 12 TD), 1936-37
- 1269 Tracy Caldwell (89 catches 8 TD), 1990-93
- 1235 Emanuel Smith (101 catches, 4 TD), 1996-99
- 1123 Boo Williams (80 catches, 11 TD), 1999-2000
- 1075 Gary Anderson (94 catches, 8 TD), 1979-82

TOUCHDOWN RECEPTIONS

GAME:

- 3 Anthony Lucas vs. SMU, 1999
- 3 Alton Baldwin vs. Arkansas A&M, 1944
- 3 Alton Baldwin vs. TCU, 1945

SEASON:

- 10 Anthony Lucas, 1998
- 8 Derek Russell, 1990
- 8 Chuck Dicus, 1968
- 7 Marcus Monk, 2005
- 7 Richard Smith, 2003
- 7 George Wilson, 2002
- 7 Boo Williams, 2000
- 7 James Shibest, 1984
- 7 Jim Benton, 1937
- 7 Wear Schoonover, 1929
- 6 Marcus Monk, 2004
- 6 George Wilson, 2003
- 5 Richard Smith, 2001
- 5 Joe Dean Davenport, 1999
- 5 Michael Williams, 1998
- 5 Anthony Lucas, 1999
- 5 Ross Pritchard, 1948
- 5 Jim Benton, 1936
- 5 Max Peacock, 1967
- 5 Donny Bobo, 1977
- 5 J.J. Meadors, 1994
- 5 Anthony Eubanks, 1996
- 5 Anthony Eubanks, 1997

CAREER:

- 23 Anthony Lucas, 1995-99
- 17 Richard Smith, 2000-03
- 16 George Wilson, 2000-03
- 16 Anthony Eubanks, 1994-97
- 16 Chuck Dicus, 1968-70
- 16 Derek Russell, 1987-90
- 13 Marcus Monk, 2004-Present
- 13 Jim Benton, 1935-37
- 11 Boo Williams, 1999-2000
- 10 J.J. Meadors, 1992-95
- 10 James Shibest, 1983-86
- 9 Bobby Duckworth, 1977-80
- 9 Ross Pritchard, 1947-50
- 8 Gary Anderson, 1979-82
- 8 Tracy Caldwell, 1990-93
- 8 Ron Dickerson, 1989-92
- 8 Jerry Lamb, 1962-64
- 8 Daryl Mason, 1979-81
- 8 Mike Reppond, 1970-72



RECORDS

INDIVIDUAL RECORDS-RECEIVING



Marcus Monk's 13 touchdown receptions after two years already tie for the seventh-best total in school history.



Anthony Lucas' 1,004 receiving yards and 10 touchdowns in 1998 are school records.



With 45 career receptions for 666 yards, senior Cedric Washington has a chance to move into Arkansas' list of all-time leaders in each category.



Mike Reppond had 12 catches for a school record 204 yards against Rice in 1971.


100-YARD RECEIVING GAMES (79)

NAME	DATE	CATCHES	YARDS	TD	OPPONENT
Mike Reppond	11/6/71	12	204	0	Rice
James Shibest	11/24/84	13	199	2	SMU
Anthony Lucas	9/4/99	6	194	3	SMU
Chuck Dicus	11/9/68	8	193	2	Rice
Anthony Lucas	11/7/98	4	177	2	Ole Miss
George Wilson	11/1/2003	9	172	1	Kentucky
Anthony Lucas	11/14/98	8	172	2	Tennessee
Chuck Dicus	1/1/70	6	171	1	Ole Miss
Mike Reppond	10/16/71	8	171	1	Texas
Boo Williams	9/16/2000	5	171	2	Boise State
Chuck Dicus	1/1/69	12	169	1	Georgia
Derek Holloway	9/11/82	5	169	1	Tulsa
Anthony Eubanks	10/25/97	9	167	1	Auburn
Derek Russell	10/6/90	8	166	2	TCU
Derek Russell	10/28/89	6	164	2	Houston
Chuck Dicus	10/4/69	9	156	2	TCU
James Shibest	9/29/84	9	156	2	Navy
Wear Schoonover	10/19/29	13	152	0	Baylor
Chuck Dicus	10/3/70	6	150	0	TCU
Max Peacock	11/25/67	7	149	1	Texas Tech
Anthony Lucas	10/3/98	6	149	1	Kentucky
Gary Stiggers	10/28/78	5	148	0	Houston
Chuck Dicus	12/6/69	9	146	1	Texas
Anthony Eubanks	11/28/97	4	142	1	LSU
Anthony Eubanks	10/12/96	8	138	1	La. Tech
Bruce Maxwell	1/1/70	9	137	1	Ole Miss
Mike Reppond	10/9/71	5	137	2	Baylor
Derek Russell	10/1/88	4	137	1	TCU
Anthony Lucas	11/28/97	6	137	1	LSU
Derek Russell	11/24/90	5	136	1	SMU
Steven Harris	9/18/2004	6	133	2	La.-Monroe
Lance Alworth	11/18/61	6	133	1	SMU
Mike Reppond	10/2/71	7	133	0	TCU
Anthony Eubanks	9/28/96	8	130	1	La.-Monroe
Bobby Crockett	1/1/66	10	129	1	LSU
James Shibest	10/20/84	7	128	1	Texas
Derek Russell	9/22/90	7	128	0	Tulsa
Jim Hodge	9/9/72	7	127	0	Southern Cal
J.J. Meadors	9/3/94	5	127	2	SMU
Chuck Dicus	10/11/69	4	125	0	Baylor
Richard Smith	10/5/2002	3	125	1	Tennessee
Richard Smith	10/18/2003	6	123	2	Florida
David Dickey	11/25/67	6	123	1	Texas Tech
Richard Smith	9/6/2003	3	122	1	Tulsa
James Shibest	10/4/86	5	121	0	TCU
Bobby Crockett	10/30/65	5	120	1	Texas A&M
Harry Jones	10/1/66	2	120	2	TCU
Donny Bobo	9/10/77	2	119	1	N. Mexico State
Floyd Sagely	11/28/53	6	118	1	Tulsa
Jim Benton	11/20/37	8	116	0	George Wash.

NAME	DATE	CATCHES	YARDS	TD	OPPONENT
George Wilson	11/23/2001	7	115	1	LSU
Jim Hodge	11/14/70	4	115	0	SMU
Steven Harris	10/2/2004	6	114	0	Florida
Gerald McMurray	11/7/81	5	113	0	Baylor
Anthony Lucas	9/5/98	4	113	2	USL
George Wilson	9/13/2003	5	111	1	Texas
George Wilson	12/30/2002	8	111	1	Minnesota
Anthony Lucas	10/7/95	4	111	2	Tennessee
Anthony Eubanks	10/5/96	6	111	0	Florida
Boo Williams	9/2/2000	4	111	1	SW Missouri St.
Gary Anderson	10/9/82	4	110	1	Texas Tech
Donnie Centers	9/27/86	4	108	1	N. Mexico State
Donnie Centers	11/1/86	3	108	1	Rice
Anthony Eubanks	10/28/95	8	108	1	Auburn
Lewis Carpenter	9/27/52	3	106	1	Houston
Anthony Lucas	9/23/95	6	106	1	Memphis
George Wilson	11/3/2001	8	105	1	Ole Miss
George Wilson	10/25/2003	6	104	0	Ole Miss
Anthony Eubanks	9/20/97	7	104	1	Alabama
Anthony Lucas	10/14/95	5	103	0	Ole Miss
Bobby Crockett	10/16/65	8	102	1	Texas
Bobby Nichols	10/30/71	9	102	0	Texas A&M
Anthony Lucas	11/6/99	6	102	0	Ole Miss
Bobby Duckworth	9/20/80	4	101	1	Oklahoma State
Anthony Eubanks	11/6/97	7	101	1	Ole Miss
George Wilson	9/20/2003	4	100	1	North Texas
Donny Bobo	10/1/77	5	100	1	TCU
Anthony Eubanks	9/27/97	5	100	1	La. Tech
Anthony Lucas	9/19/98	3	100	1	SMU



Quarterback Quinn Grovey accounted for 6,242 yards of total offense in his career, the third-best mark in Hog history.



Madre Hill scored a school-record six touchdowns against South Carolina in 1995.





RECORDS

INDIVIDUAL RECORDS-TOTAL OFFENSE

PLAYS

GAME:

- 56 Joe Ferguson vs. Texas A&M (5 rushes, 51 passes, 1 TD), 1971
- 54 Clint Stoerner vs. Alabama (2 rushes, 52 passes, 1 TD), 1999
- 54 Clint Stoerner vs. Auburn (11 rushes, 43 passes, 2 TD), 1997
- 54 Clint Stoerner vs. Ole Miss (15 rushes, 39 passes, 0 TD), 1997
- 54 Bill Montgomery vs. Texas (19 rushes, 35 passes, 1 TD), 1968
- 51 Quinn Grovey vs. Houston (13 rushes, 38 passes, 4 TD), 1990
- 51 *Kevin Scanlon vs. Alabama (12 rushes, 39 passes), 1979
- 50 Clint Stoerner vs. Memphis (8 rushes, 42 passes), 1998
- 50 Quinn Grovey vs. Texas Tech (15 rushes, 35 passes, 5 TD), 1990
- 49 Matt Jones vs. Florida (10 rushes, 39 passes), 2004
- 48 **Greg Thomas vs. Oklahoma (22 rushes, 26 passes, 0 TD), 1987
- 47 Barry Lunney Jr. vs. Auburn (6 rushes, 41 passes, 2 TD), 1993
- 46 ***Bill Montgomery vs. Ole Miss (12 rushes, 34 passes, 2 TD), 1970
- 45 Jack Robbins vs. SMU (12 rushes, 33 passes, 0 TD), 1935
- 45 Brad Taylor vs. Rice (20 rushes, 25 passes, 2 TD), 1981
- 45 Brad Taylor vs. Baylor (12 rushes, 33 passes, 1 TD), 1982
- 45 Barry Lunney Jr. vs. Ole Miss (11 rush, 34 passes, 1 TD), 1992
- 45 Joe Ferguson vs. Texas (4 rush, 38 passes, 1 TD), 1972

* 1980 Sugar Bowl ** 1987 Orange Bowl *** 1970 Sugar Bowl

SEASON:

- 438 Clint Stoerner (81 rushes, 357 passes, 14 TD), 1997
- 404 Barry Lunney Jr. (112 rushes, 292 passes, 15 TD), 1995
- 363 Matt Jones (129 rushes, 234 passes, 21 TD), 2002
- 363 Clint Stoerner (51 rush, 312 pass, 27 TD), 1998
- 350 Bill Montgomery (116 rushes, 234 passes, 14 TD), 1968
- 348 Brad Taylor (91 rushes, 257 passes, 12 TD), 1983
- 347 Matt Jones (83 rushes, 264 passes, 21 TD), 2004
- 344 Clint Stoerner (27 rushes, 317 passes, 21 TD), 1999
- 339 Quinn Grovey (104 rushes, 235 passes, 23 TD), 1990
- 334 Joe Ferguson (63 rushes, 271 passes, 17 TD), 1971
- 327 Joe Ferguson (73 rushes, 254 passes, 11 TD), 1972
- 326 Matt Jones (96 rushes, 230 passes, 26 TD), 2003
- 316 Pete Burks (92 rushes, 224 passes, 8 TD), 1996
- 312 Kay Eakin (119 rushes, 193 passes, 9 TD), 1939
- 293 Lamar McHan (143 rushes, 150 passes, 12 TD), 1953
- 281 Bill Montgomery (86 rushes, 195 passes, 16 TD), 1970

CAREER:

- 1200 Clint Stoerner (177 rushes, 1,023 passes, 62 TD), 1996-99
- 1192 Barry Lunney Jr. (336 rushes, 856 passes, 40 TD), 1992-95
- 1137 Matt Jones (382 rushes, 755 passes, 77 TD), 2001-04
- 978 Quinn Grovey (452 rushes, 526 passes, 50 TD),

- 1987-90
- 973 Brad Taylor (329 rushes, 644 passes, 35 TD), 1981-84
- 896 Bill Montgomery (294 rushes, 602 passes, 42 TD), 1981-84
- 771 Joe Ferguson (160 rushes, 611 passes, 32 TD), 1970-72
- 753 Lamar McHan (332 rushes, 421 passes, 31 TD), 1951-53
- 698 Tom Jones (266 rushes, 432 passes, 31 TD), 1979-82
- 672 Ron Calcagni (365 rushes, 307 passes, 34 TD), 1975-78
- 636 Ben Cowins (635 rushes, 1 pass, 30 TD), 1975-78

YARDS

GAME:

- 372 Matt Jones vs. Kentucky (112 rush, 260 pass, 4 TD), 2003
- 369 Clint Stoerner vs. LSU (-18 rush, 387 pass, 3 TD), 1997
- 360 *Bill Montgomery vs. Ole Miss (22 rush, 338 pass, 2 TD), 1970
- 356 Matt Jones vs. Florida (57 rush, 299 pass, 3 TD), 2003
- 343 Joe Ferguson vs. Texas A&M (-2 rush, 345 pass, 1 TD), 1971
- 342 Matt Jones vs. Texas (93 rush, 249 pass, 0 TD), 2004
- 335 Quinn Grovey vs. Houston (79 rush, 256 pass, 5 TD), 1989
- 326 Matt Jones vs. La.-Monroe (54 rush, 272 pass, 4 TD), 2004
- 321 Clint Stoerner vs. LSU (-31 rush, 334 pass, 2 TD), 1998
- 320 Matt Jones vs. Florida (68 rush, 252 pass, 4 TD), 2004
- 313 Clint Stoerner vs. Alabama (-3 rush, 316 pass, 1 TD), 1999
- 307 Ronny South vs. Texas Tech (-28 rush, 335 pass, 3 TD), 1967
- 304 Joe Ferguson vs. TCU (0 rush, 304 pass, 3 TD), 1972
- 297 Barry Lunney vs. Auburn (11 rush, 286 pass, 2 TD), 1993
- 294 Bill Montgomery vs. Rice (28 rush, 266 pass, 3 TD), 1968
- 293 Clint Stoerner vs. Auburn (-32 rush, 325 pass, 2 TD), 1997
- 291 Jack Robbins vs. SMU (54 rush, 237 pass, 0 TD), 1935

*1970 Sugar Bowl

SEASON:

- 2695 Matt Jones (622 rushing, 2073 passing, 21 TD), 2004
- 2624 Matt Jones (707 rushing, 1917 passing, 26 TD), 2003
- 2572 Clint Stoerner (-57 rushing, 2629 passing, 27 TD), 1998
- 2246 Barry Lunney Jr. (65 rushing, 2181 passing, 15 TD), 1995
- 2242 Joe Ferguson (39 rushing, 2203 passing, 17 TD), 1971
- 2233 Clint Stoerner (-60 rushing, 2293 passing, 21 TD), 1999
- 2212 Quinn Grovey (326 rushing, 1886 passing, 23 TD), 1990

- 2206 Matt Jones (614 rushing, 1592 passing, 21 TD), 2002
- 2080 Clint Stoerner (-267 rushing, 2347 passing, 14 TD), 1997
- 1834 Bill Montgomery (239 rushing, 1595 passing, 14 TD), 1968
- 1819 Bill Montgomery (157 rushing, 1662 passing, 16 TD), 1970
- 1806 Brad Taylor (-31 rushing, 1837 passing, 12 TD), 1983
- 1714 Quinn Grovey (565 rushing, 1149 passing, 13 TD), 1989
- 1693 Ron Calcagni (546 rushing, 1147 passing, 14 TD), 1977
- 1564 Jack Robbins (345 rushing, 1219 passing, 10 TD), 1935
- 1552 Joe Ferguson (68 rushing, 1484 passing, 11 TD), 1972

CAREER:

- 8392 Matt Jones (2535 rushing, 5947 passing, 77 TD), 2001-04
- 7049 Clint Stoerner (-373 rushing, 7422 passing, 62 TD), 1996-99
- 6242 Quinn Grovey (1756 rushing, 4496 passing, 50 TD), 1987-90
- 5887 Barry Lunney Jr. (105 rushing, 5782 passing, 40 TD), 1992-95
- 5145 Brad Taylor (343 rushing, 4802 passing, 35 TD), 1981-84
- 5052 Bill Montgomery (462 rushing, 4590 passing, 42 TD), 1968-70
- 4429 Joe Ferguson (-2 rushing, 4431 passing, 32 TD), 1970-72
- 3676 Ron Calcagni (1315 rushing, 2361 passing, 34 TD), 1975-78
- 3581 Tom Jones (654 rushing, 2927 passing, 31 TD), 1979-82
- 3578 Lamar McHan (1004 rushing, 2574 passing, 31 TD), 1951-53
- 3570 Ben Cowins (3570 rushing, 0 passing, 30 TD), 1975-78
- 3408 Jack Robbins (855 rushing, 2582 passing, 29 TD), 1935-37

TOUCHDOWN RESPONSIBILITY

GAME:

- 6 Madre Hill vs. South Carolina, 1995
- 5 Quinn Grovey vs. Houston, 1989
- 5 Gene Davidson vs. Oklahoma Mines, 1916
- 5 Gene Davidson vs. Hendrix, 1915
- 5 Jessie Clark vs. Baylor, 1981

SEASON:

- 27 Clint Stoerner (1 rushing, 26 passing), 1998
- 26 Matt Jones (8 rushing, 18 passing), 2003
- 23 Quinn Grovey (5 rushing, 18 passing), 1990
- 21 Matt Jones (6 rushing, 15 passing), 2004
- 21 Matt Jones (5 rushing, 16 passing), 2002
- 21 Clint Stoerner (2 rushing, 19 passing), 1999
- 19 Billy Moore (14 rushing, 5 passing), 1962
- 19 Bill Burnett (19 rushing, 0 passing), 1969
- 17 Joe Ferguson (6 rushing, 11 passing), 1971
- 17 James Rouse (17 rushing, 0 passing), 1987

2006



RAZORBACK FOOTBALL



RECORDS

INDIVIDUAL RECORDS-TOTAL OFFENSE/ALL-PURPOSE YARDAGE/SCORING

- 16 Madre Hill (15 rushing, 1 receiving), 1995
- 16 Bobby Burnett (16 rushing, 0 passing), 1965
- 16 David Dickey (13 rushing, 3 receiving), 1967
- 16 Bill Montgomery (6 rushing, 10 passing), 1970
- 16 Kevin Scanlon (7 rushing, 9 passing), 1979

CAREER:

- 77 Matt Jones (24 rushing, 53 passing), 2001-04
- 62 Clint Stoerner (5 rushing, 57 passing), 1996-99
- 50 Quinn Grovey (21 rushing, 29 passing), 1987-90
- 46 Bill Burnett (46 rushing, 0 passing), 1968-70
- 42 Bill Montgomery (13 rushing, 29 passing), 1968-70
- 40 Barry Lunney Jr. (7 rushing, 33 passing), 1992-95
- 35 Brad Taylor (12 rushing, 23 passing), 1981-84
- 34 Ron Calcagni (17 rushing, 17 passing), 1975-78
- 32 Joe Ferguson (8 rushing, 24 passing), 1970-72
- 31 Tom Jones (11 rushing, 20 passing), 1979-82
- 31 David Dickey (25 rushing, 3 passing, 3 receiving), 1966-68
- 31 Lamar McHan (12 rushing, 19 passing), 1951-53
- 30 Ben Cowins (30 rushing, 0 passing), 1975-78
- 29 Billy Moore (20 rushing, 9 passing), 1960-62
- 29 Jack Robbins (10 rushing, 19 passing), 1935-37

YARDS PER PLAY

SEASON: (min. 150 plays)

- 8.05 Matt Jones (326 for 2624), 2003
- 7.77 Matt Jones (347 for 2695), 2004
- 7.34 Jack Robbins (213 for 1564), 1935
- 7.12 Quinn Grovey (208 for 1481), 1988
- 7.09 Clint Stoerner (363 for 2572), 1998
- 6.83 Quinn Grovey (251 for 1714), 1989
- 6.71 Joe Ferguson (334 for 2242), 1971
- 6.53 Quinn Grovey (339 for 2212), 1990
- 6.49 Clint Stoerner (344 for 2233), 1999
- 6.47 Bill Montgomery (281 for 1819), 1970
- 6.46 Ron Calcagni (262 for 1693), 1977
- 6.14 Darren McFadden (192 for 1,178), 2005
- 6.08 Matt Jones (363 for 2206), 2002
- 5.97 Greg Thomas (250 for 1493), 1986
- 5.96 Chrys Chukwuma (150 for 894), 1998

CAREER: (min. 500 plays)

- 7.35 Matt Jones (1137 for 8352), 2001-04
- 6.38 Quinn Grovey (978 for 6242), 1987-90
- 5.91 Jack Robbins (577 for 3408), 1935-37
- 5.87 Clint Stoerner (1200 for 7049), 1996-99
- 5.74 Joe Ferguson (771 for 4429), 1970-72
- 5.64 Bill Montgomery (896 for 5052), 1968-70
- 5.61 Ben Cowins (636 for 3570), 1975-78
- 5.57 Dickey Morton (595 for 3317), 1971-73
- 5.47 Ron Calcagni (672 for 3676), 1975-78
- 5.37 Jon Brittenum (540 for 2898), 1963-66
- 5.29 Brad Taylor (973 for 5145), 1981-84

ALL-PURPOSE YARDAGE

GAME (Plays-Yards-TD):

- 293 Harry Jones vs. Oklahoma State, 1965 (11-293-2)
- 271 Dickey Morton vs. Baylor, 1973 (28-271-2)
- 245 Bruce Maxwell vs. Ole Miss, 1970 (17-245-1)
- 241 Fred Talley vs. Auburn, 2002 (21-241-1)
- 236 Leon Campbell vs. North Texas, 1949 (15-236-2)

- 233 Derek Russell vs. Houston, 1989 (8-233-2)
- 232 James Rouse vs. Houston, 1987 (21-232-0)
- 224 Felix Jones vs. Southern California, 2005 (17-224-0)
- 222 DeCori Birmingham vs. Tennessee, 2002 (9-222-0)
- 222 James Rouse vs. New Mexico, 1986 (20-222-4)
- 221 Fred Talley vs. Ole Miss 2000 (30-221-2)

SEASON (Plays-Yards-TD):

- 1604 Dickey Morton, 1973 (243-1604-5)
- 1583 Madre Hill, 1995 (330-1583-16)
- 1513 Darren McFadden, 2005 (202-1513-11)
- 1472 Lance Alworth, 1961 (169-1472-5)
- 1369 James Rouse, 1987 (206-1369-17)
- 1354 Cedric Cobbs, 2003 (235-1354-10)
- 1312 Barry Foster, 1989 (177-1312-7)
- 1304 Barry Foster, 1988 (164-1304-11)
- 1290 Dickey Morton, 1972 (255-1290-6)
- 1280 Felix Jones, 2005 (125-1280-4)
- 1271 Ben Cowins, 1977 (234-1271-14)
- 1253 Lance Alworth, 1960 (150-1253-3)

CAREER (Plays-Yards-TD):

- 4535 Gary Anderson, 1979-82 (630-4535-19)
- 4070 Dickey Morton, 1971-73 (647-4070-17)
- 3750 Ben Cowins, 1975-78 (662-3750-30)
- 3657 Cedric Cobbs, 1999-03 (636-3657-28)
- 3610 DeCori Birmingham, 2001-04 (403-3610-13)
- 3583 James Rouse, 1985-89 (614-3583-39)
- 3332 Lance Alworth, 1959-61 (420-3332-10)
- 3237 Barry Foster, 1987-89 (439-3237-22)
- 3011 Fred Talley, 1999-02 (529-3011-11)
- 2902 Madre Hill, 1994-98 (580-2902-27)
- 2879 Anthony Lucas, 1995-99 (137-2879-23)
- 2806 Bill Burnett, 1968-70 (572-2806-49)
- 2778 Oscar Malone, 1992-94, 96 (512-2778-16)
- 2639 Jon Richardson, 1970-72 (396-2639-21)

SCORING

POINTS

GAME:

- 36 Madre Hill vs. South Carolina (6 TD), 1995
- 33 Gene Davidson vs. Oklahoma Mines (5 TD, 3 PAT), 1916
- 33 Gene Davidson vs. Hendrix (5 TD, 3 PAT), 1915
- 30 Jessie Clark vs. Baylor (5 TD), 1981
- 26 Gene Davidson vs. Central Missouri (4 TD, 2 PAT), 1917
- 26 Richard Miller vs. Central Missouri (4 TD, 2 PAT), 1927
- 24 James Skillern vs. Hendrix (4 TD), 1915
- 24 Richard Miller vs. Oklahoma Baptist (4 TD), 1928
- 24 Garland Beavers vs. Southwestern (4 TD), 1928
- 24 Richard Miller vs. East Central Okla. (4 TD), 1929
- 24 David Dickey vs. Texas A&M (4 TD), 1966
- 24 Mike Saint vs. North Texas (4 TD), 1971
- 24 Bill Burnett vs. TCU (4 TD), 1970
- 24 Darryl Bowles vs. TCU (4 TD), 1980
- 24 James Rouse vs. New Mexico (4 TD), 1987

SEASON:

- 120 Bill Burnett (20 TDs), 1969
- 102 Kendall Trainor (24 FGs, 30 PATs), 1988
- 102 James Rouse (17 TDs), 1987
- 98 Todd Wright (20 FGs, 38 PATs), 1989
- 96 Madre Hill (16 TDs), 1995

- 96 Bobby Burnett (16 TDs), 1965
- 96 David Dickey (16 TDs), 1967
- 96 Bill Burnett (16 TDs), 1968
- 94 Steve Little (37 FGs, 19 PATs), 1977
- 92 Todd Latourette (17 FGs, 41 PATs), 1998
- 88 Bruce Lahay (19 FGs, 31 PATs), 1981
- 85 Gene Davidson (12 TDs, 13 PATs), 1916
- 85 George Cole (11 TDs, 1 FG, 16 PATs), 1927

CAREER:

- 294 Bill Burnett (49 TDs), 1968-70
- 280 Steve Little (53 FGs, 121 PATs), 1974-77
- 267 Todd Wright (60 FGs, 87 PATs), 1989-92
- 264 Kendall Trainor (51 FGs, 111 PATs), 1985-88
- 252 Todd Latourette (47 FGs, 111 PATs), 1995-98
- 238 James Rouse (39 TDs, 2 two-point), 1985-89
- 220 Ish Ordenez (44 FGs, 88 PATs), 1978-80
- 212 Bill McClard (29 FGs, 125 PATs), 1969-71
- 200 George Cole (23 TDs, 9 FGs, 35 PATs), 1925-27
- 195 Chris Balseiro (28 FGs, 111 PATs), 2002-05
- 192 Gene Davidson (28 TDs, 24 PATs), 1915-19

MOST TOUCHDOWNS

GAME:

- 6 Madre Hill vs. South Carolina, 1995
- 5 Gene Davidson vs. Oklahoma Mines, 1916
- 5 Gene Davidson vs. Hendrix, 1915
- 5 Jessie Clark vs. Baylor, 1981
- 4 Eleven others

SEASON:

- 20 Bill Burnett, 1969
- 17 James Rouse, 1987
- 16 Madre Hill, 1995
- 16 Bill Burnett, 1968
- 16 Bobby Burnett, 1965
- 16 David Dickey, 1967
- 14 Ben Cowins, 1977
- 14 Billy Moore, 1962
- 12 Bill Burnett, 1970
- 11 Darren McFadden, 2005
- 11 Ron Calcagni, 1978
- 10 Cedric Cobbs, 2003
- 10 Anthony Lucas, 1998
- 10 Joe Johnson, 1986

CAREER:

- 49 Bill Burnett, 1968-70
- 39 James Rouse, 1985-89
- 30 Ben Cowins, 1975-78
- 28 Cedric Cobbs, 1999-03
- 28 David Dickey, 1966-68
- 27 Madre Hill, 1994-98
- 24 Matt Jones, 2001-04
- 23 Bobby Burnett, 1963-65
- 22 Barry Foster, 1987-89
- 21 De'Arrius Howard, 2002-05
- 21 Quinn Grovey, 1987-90
- 20 Ike Forte, 1974-75
- 20 Billy Moore, 1960-62
- 20 Jon Richardson, 1970-72





RECORDS

INDIVIDUAL RECORDS-FIELD GOALS



Todd Wright holds the school record with 60 career field goals. Four of those came in the 1992 upset of No. 4 Tennessee, including the game-winner in the final seconds of the 25-24 victory.

FIELD GOAL ATTEMPTS

GAME:

- 6 Greg Horne vs. Tulsa (made 4), 1984
- 6 Brennan O'Donohoe vs. Tenn. (made 3), 2002
- 5 Kendall Trainor vs. TCU (made 5), 1988
- 5 Kendall Trainor vs. Texas A&M (made 5), 1988
- 5 Steve Little vs. Tulsa (made 3), 1977
- 5 Todd Wright vs. Tennessee (made 4), 1992
- 5 Bill McClard vs. SMU (made 3), 1970

SEASON:

- 30 Steve Little (made 19), 1977
- 27 Kendall Trainor (made 24), 1988
- 25 Todd Wright (made 17), 1992
- 24 Todd Latourette (made 17), 1998
- 24 Bruce Lahay (made 19), 1981
- 23 Steve Little (made 11), 1976
- 23 Todd Wright (made 20), 1989
- 22 Greg Horne (made 14), 1983
- 22 Ish Ordonez (made 18), 1979
- 22 Bill McClard (made 12), 1971
- 21 Todd Latourette (made 14), 1995
- 21 Ish Ordonez (made 13), 1980
- 20 Kendall Trainor (made 13), 1987
- 20 Steve Little (made 11), 1975

CAREER:

- 89 Steve Little (made 53), 1974-77
- 79 Todd Wright (made 60), 1989-92
- 71 Todd Latourette (made 47), 1995-98
- 69 Kendall Trainor (made 51), 1985-88
- 62 Ish Ordonez (made 44), 1978-80
- 53 Greg Horne (made 29), 1983-84
- 46 Bill McClard (made 29), 1969-71
- 40 Chris Balseiro (made 28), 2002-05
- 32 Brennan O'Donohoe (made 22), 2000-02
- 28 Mike Kirkland (made 11), 1972-74
- 25 Lance Ellison (made 10) 1991-94
- 24 Bruce Lahay (made 19), 1977-81
- 21 David Carlton (made 14), 2001-04
- 20 Bob White (made 12), 1966-68
- 20 Tom McNelly (made 10), 1962-64

FIELD GOALS MADE

GAME:

- 5 Kendall Trainor vs. TCU (att. 5), 1988
- 5 Kendall Trainor vs. Texas A&M (att. 5), 1988
- 4 *Chris Balseiro vs. Missouri (att. 4), 2003
- 4 Todd Wright vs. UTEP (att. 4), 1989
- 4 Kendall Trainor vs. Houston (att. 4), 1988
- 4 Bruce Lahay vs. Texas Tech (att. 4), 1981
- 4 Todd Wright vs. Tennessee (att. 5), 1992
- 4 Todd Wright vs. Auburn (att. 4), 1992

- 4 Steve Little vs. Rice (att. 4), 1975
- 4 Greg Horne vs. Tulsa (att. 6), 1984

* 2003 Independence Bowl

SEASON:

- 24 Kendall Trainor (att. 27), 1988
- 20 Todd Wright (att. 23), 1989
- 19 Bruce Lahay (att. 24), 1981
- 19 Steve Little (att. 30), 1977
- 18 Ish Ordonez (att. 22), 1978
- 17 Todd Latourette (att. 24), 1998
- 17 Todd Wright (att. 25), 1992
- 14 Todd Latourette (att. 21), 1995
- 14 Greg Horne (att. 22), 1983
- 13 Chris Balseiro (att. 18), 2005
- 13 Ish Ordonez (att. 19), 1978
- 13 Ish Ordonez (att. 21), 1980
- 13 Kendall Trainor (att. 20), 1987

CAREER:

- 60 Todd Wright (att. 79 .759), 1989-92
- 53 Steve Little (att. 89 .596), 1974-77
- 51 Kendall Trainor (att. 69 .739), 1985-88
- 47 Todd Latourette (att. 71 .662), 1998
- 44 Ish Ordonez (att. 62 .710), 1978-80
- 29 Greg Horne (att. 53 .547), 1983-86
- 29 Bill McClard (att. 46 .630), 1969-71
- 28 Chris Balseiro (att. 40 .700), 2002-05
- 22 Brennan O'Donohoe (att. 32 .688), 2000-02
- 19 Bruce Lahay (att. 24 .792), 1978-81
- 14 David Carlton (att. 21.667), 2001-04

FIELD GOAL PERCENTAGE

SEASON (min. 10 made):

- .889 Kendall Trainor (24-27), 1988
- .870 Todd Wright (20-23), 1989
- .818 Ish Ordonez (18-22), 1979
- .792 Bruce Lahay (19-24), 1981
- .786 Todd Wright (11-14), 1990
- .769 Kendall Trainor (10-13), 1986
- .750 David Carlton (12-16), 2002
- .750 Steve Little (12-16), 1974
- .733 Chris Balseiro (11-15), 2003
- .722 Chris Balseiro (13-18), 2005
- .708 Todd Latourette (17-24), 1998
- .706 Brennan O'Donohoe (12-17), 2001
- .706 Todd Wright (12-17), 1991

CAREER (min. 20 made):

- .759 Todd Wright (60-79), 1989-92
- .739 Kendall Trainor (51-69), 1985-88
- .710 Ish Ordonez (44-62), 1978-80
- .700 Chris Balseiro (28-40), 2002-05
- .688 Brennan O'Donohoe (22-32), 2000-02
- .662 Todd Latourette (47-71), 1995-98
- .630 Bill McClard (29-46), 1969-71
- .596 Steve Little (53-89), 1974-77
- .547 Greg Horne (29-53), 1983-86

Longest Field Goals:

- 67 Steve Little vs. Texas, 1977
- 61 Steve Little vs. Tulsa, 1976
- 60 Bill McClard vs. SMU, 1970
- 58 Kendall Trainor vs. Miami, 1988
- 57 Steve Little vs. Baylor, 1977
- 57 Steve Little vs. Oklahoma St., 1976
- 55 Kendall Trainor vs. Tulsa, 1986
- 53 Bill McClard vs. Wichita State, 1970
- 53 Steve Little vs. Oklahoma St., 1976
- 52 Bill McClard vs. California, 1971
- 52 Steve Little vs. Houston, 1977
- 52 Steve Little vs. Rice, 1977
- 51 Kendall Trainor vs. Houston, 1986
- 50 Todd Wright vs. LSU, 1992
- 50 Todd Wright vs. Rice, 1990
- 50 Todd Wright vs. Texas, 1990
- 50 Kendall Trainor vs. Baylor, 1988
- 50 Ish Ordonez vs. Oklahoma State, 1980
- 50 Ish Ordonez vs. Rice, 1979
- 50 Steve Little vs. Texas Tech, 1977
- 50 Steve Little vs. Texas, 1976

PAT KICKS ATTEMPTED

GAME:

- 9 Chris Balseiro vs. New Mexico State, 2004
- 9 Kendall Trainor vs. Pacific, 1988
- 9 Elvin Geiser vs. Hendrix, 1933
- 8 Bill McClard vs. Wichita State, 1970
- 8 Bill McClard vs. N. Texas St., 1971
- 8 Bob White vs. Tulsa, 1968
- 8 Tom McNelly vs. Tulsa, 1963

SEASON:

- 51 Bill McClard (made 50), 1970
- 44 Bill McClard (made 40), 1969
- 44 Ronny South (made 42), 1965
- 41 Chris Balseiro (made 40), 2004
- 41 Chris Balseiro (made 40), 2003
- 41 Bob White (made 36), 1968
- 41 Todd Latourette (made 41), 1998
- 40 Todd Wright (made 38), 1989
- 39 Kendall Trainor (made 39), 1986
- 39 Ish Ordonez (made 39), 1978
- 38 Steve Little (made 37), 1977
- 38 Bill McClard (made 35), 1971
- 38 Tom McNelly (made 34), 1962

CAREER:

- 133 Bill McClard (made 125), 1969-71
- 131 Steve Little (made 121), 1974-77
- 116 Kendall Trainor (made 111), 1985-88
- 114 Chris Balseiro (made 111), 2002-05
- 113 Todd Latourette (made 111), 1995-98
- 93 Ish Ordonez (made 88), 1978-80
- 91 Todd Wright (made 87), 1989-92
- 89 Tom McNelly (made 82), 1962-64
- 89 Bob White (made 76), 1966-68
- 64 Brennan O'Donohoe (made 63), 2000-02
- 52 Greg Horne (made 50), 1983-86
- 46 Mickey Cissell (made 42), 1960-61

PAT KICKS MADE

GAME:

- 9 Chris Balseiro vs. New Mexico State, 2004
- 9 Kendall Trainor vs. Pacific, 1988
- 9 Elvin Geiser vs. Hendrix, 1933
- 8 Bill McClard vs. Wichita State, 1970
- 8 Tom McNelly vs. Tulsa, 1963
- 8 Bob White vs. Tulsa, 1968

SEASON:

- 50 Bill McClard (att. 51), 1970
- 42 Ronny South (att. 44), 1965
- 41 Todd Latourette (att. 41), 1998
- 40 Chris Balseiro (att. 41), 2004
- 40 Chris Balseiro (att. 41), 2003
- 40 Bill McClard (att. 44), 1969
- 39 Kendall Trainor (att. 39), 1986
- 39 Ish Ordonez (att. 39), 1978
- 38 Todd Wright (att. 40), 1989
- 37 Steve Little (att. 38), 1977
- 36 Bob White (att. 41), 1968
- 35 Bill McClard (att. 38), 1971

CAREER:

- 125 Bill McClard (att. 133), 1969-71
- 121 Steve Little (att. 131), 1974-77
- 111 Chris Balseiro (att. 114), 2002-05
- 111 Todd Latourette (att. 113), 1995-98
- 111 Kendall Trainor (att. 116), 1985-88
- 88 Ish Ordonez (att. 93), 1978-80
- 87 Todd Wright (att. 91), 1989-92
- 81 Tom McNelly (att. 89), 1962-64
- 76 Bob White (att. 89), 1966-68
- 63 Brennan O'Donohoe (att. 64), 2000-02
- 50 Greg Horne (att. 52), 1983-86

2006



RAZORBACK FOOTBALL



RECORDS

INDIVIDUAL RECORDS-PUNTING

KICK SCORING

GAME:

- 19 Kendall Trainor vs. TCU, 1988 (5-5 FG, 4-4 PAT)
- 15 Kendall Trainor vs. Texas A&M, 1988 (5-5 FG, 0-0 PAT)
- 15 Todd Wright vs. Texas-El Paso, 1989 (4-4 FG, 3-4 PAT)
- 14 Tony Dodson vs. La.-Monroe, 1999 (3-3 FG, 5-5 PAT)
- 14 Kendall Trainor vs. Houston, 1988 (4-4 FG, 2-2 PAT)
- 14 Bruce Lahay vs. Texas Tech, 1981 (4-4 FG, 2-2 PAT)
- 14 Steve Little vs. TCU, 1976 (3-3 FG, 5-5 PAT)
- 14 Bill McClard vs. Wichita State, 1970 (2-2 FG, 8-8 PAT)
- 14 Todd Latourette vs. SMU, 1998 (3-3 FG, 5-5 PAT)
- 13 *Chris Balseiro vs. Missouri, 2003 (4-4 FG, 1-1 PAT)
- 13 Bill McClard vs. Tulsa, 1969 (2-2 FG, 7-7 PAT)
- 13 Steve Little vs. Tulsa, 1977 (3-5 FG, 4-4 PAT)
- 13 Todd Wright vs. Tennessee, 1992 (4-5 FG, 1-1 PAT)

* 2003 Independence Bowl

SEASON:

- 102 Kendall Trainor (24 FG, 30 PAT), 1988
- 98 Todd Wright (20 FG, 38 PAT), 1989
- 94 Steve Little (19 FG, 37 PAT), 1977
- 92 Todd Latourette (17 FG, 41 PAT), 1998
- 88 Bruce Lahay (19 FG, 31 PAT), 1981
- 80 Ish Ordenez (18 FG, 26 PAT), 1979
- 80 Bill McClard (10 FG, 50 PAT), 1970
- 78 Ish Ordenez (13 FG, 39 PAT), 1978
- 74 Todd Latourette (14 FG, 32 PAT), 1995
- 73 Chris Balseiro (11 FG, 40 PAT), 2003
- 71 Kendall Trainor (10 FG, 39 PAT), 1986
- 71 Bill McClard (12 FG, 35 PAT), 1971

CAREER:

- 280 Steve Little (53 FG, 121 PAT), 1974-77
- 267 Todd Wright (60 FG, 87 PAT), 1989-92
- 264 Kendall Trainor (51 FG, 111 PAT), 1985-88
- 252 Todd Latourette (47 FG, 111 PAT), 1995-98
- 220 Ish Ordenez (44 FG, 88 PAT), 1978-80
- 212 Bill McClard (29 FG, 125 PAT), 1969-71
- 195 Chris Balseiro (28 FG, 111 PAT), 2002-05
- 137 Greg Horne (29 FG, 50 PAT), 1983-86
- 129 Brennan O'Donohoe (22 FG, 63 PAT), 2000-02
- 117 Tom McKnelly (12 FG, 81 PAT), 1962-64

MOST CONSECUTIVE FIELD GOALS MADE

- 24 Kendall Trainor, 1988

PUNTS

GAME:

- 11 Bobby Nix vs. SMU (506 yards for 46.0 avg), 1963
- 11 Greg Horne vs. Baylor (445 yards for 40.4), 1984
- 10 Richie Butler vs. UNLV (434 yards for 43.4 avg), 2001
- 10 Lamar McHan vs. Santa Clara (395 yards for 39.5 avg), 1951
- 10 George Cole vs. Oklahoma State (390 yards for 39.0 avg), 1926
- 10 Lamar McHan vs. Texas (382 yards for 38.2 avg), 1951
- 10 Drew Toole vs. Rice (365 yards for 36.5 avg), 1972
- 10 Lance Alworth vs. Tulsa (301 yards for 30.1 avg), 1961
- 10 Gene Davidson vs. Oklahoma (245 yards for 24.5 avg), 1915

SEASON:

- 70 Matt Wait (2935 yards for 41.9 avg.), 1997
- 69 Richie Butler (2715 yards for 39.3 avg.), 2002
- 69 Matt Wait (2777 yards for 40.3 avg.), 1996
- 68 Pete Raether (2938 yards for 43.2 avg.), 1992
- 67 Richie Butler (2848 yards for 42.5 avg.), 2001
- 65 Richie Butler (2784 yards for 42.8 avg.), 2000
- 65 Pete Raether (2836 yards for 43.6 avg.), 1991
- 64 Lamar McHan (2377 yards for 37.1 avg.), 1951
- 64 Kay Eakin (2448 yards for 38.3 avg.), 1939
- 64 Aubrey Fowler (2214 yards for 34.6 avg.), 1946
- 63 Steve Little (2797 yards for 44.4 avg.), 1976
- 63 Bruce Lahay (2436 yards for 38.7 avg.), 1981
- 63 Paul Conner (2249 yards for 35.7 avg.), 1967

- 63 Tommy Cheyne (2312 yards for 36.7 avg.), 1973
- 60 Louis Schaufele (2316 yards for 38.0 avg.), 1950
- 60 Brad Taylor (2451 yards for 40.9 avg.), 1982

CAREER:

- 251 Matt Wait (10,177 yards for 40.5 avg.), 1994-97
- 231 Richie Butler (9546 yards for 41.3 avg.), 1999-02
- 180 Greg Horne (8000 yards for 44.4 avg.), 1983-86
- 157 Pete Raether (6743 yards for 42.9 avg.), 1990-92
- 145 Lamar McHan (5504 yards for 38.0 avg.), 1951-53
- 133 Kay Eakin (5250 yards for 39.5 avg.), 1937-39
- 131 Jacob Skinner (5227 yards for 39.9 avg.), 2003-Present
- 129 Bruce Lahay (5,011 yards for 38.8 avg.), 1978-79, 81
- 121 Louis Schaufele (4673 yards for 38.6 avg.), 1948-50
- 117 Lance Alworth (4046 yards for 34.6 avg.), 1959-61
- 115 Paul Conner (4325 yards for 37.6 avg.), 1966-67

PUNTING YARDAGE

GAME:

- 506 Bobby Nix vs. SMU (11 punts), 1965
- 445 Greg Horne vs. Baylor (11 punts), 1984
- 434 Richie Butler vs. UNLV (10 punts), 2001
- 412 Matt Wait vs. South Carolina (9 punts), 1997
- 395 Lamar McHan vs. Santa Clara (10 punts), 1951
- 390 George Cole vs. Oklahoma State (10 punts), 1926
- 389 Richie Butler vs. Alabama (8 punts), 2002
- 382 Lamar McHan vs. Texas (10 punts), 1951
- 376 Matt Wait vs. Florida (9 punts), 1997
- 375 Jacob Skinner vs. Ole Miss (9 punts), 2003
- 375 Richie Butler vs. Ole Miss (8 punts), 2000
- 375 Mike Cooney vs. TCU (9 punts), 1959
- 373 Cary Stockdell vs. Texas A&M (9 punts), 1968
- 370 Matt Wait vs. Florida (9 punts), 1996
- 365 Drew Toole vs. Tulsa (10 punts), 1972

SEASON:

- 2,938 Pete Raether (68 for 43.2 avg.), 1992
- 2,935 Matt Wait (70 for 41.9 avg.), 1997
- 2,848 Richie Butler (67 for 42.5 avg.), 2001
- 2,836 Pete Raether (65 for 43.6 avg.), 1991
- 2,797 Steve Little (63 for 44.4 avg.), 1976
- 2,784 Richie Butler (65 for 42.8 avg.), 2000
- 2,777 Matt Wait (69 for 40.3 avg.), 1996
- 2,715 Richie Butler (69 for 39.3 avg.), 2002
- 2,451 Brad Taylor (60 for 40.9 avg.), 1982
- 2,448 Kay Eakin (64 for 38.3 avg.), 1939
- 2,436 Bruce Lahay (63 for 38.7 avg.), 1981
- 2,377 Lamar McHan (64 for 37.1 avg.), 1951
- 2,316 Louis Schaufele (60 for 38.0 avg.), 1950
- 2,313 Greg Horne (49 for 47.2 avg.), 1986
- 2,312 Tommy Cheyne (63 for 36.7 avg.), 1973
- 2,301 Greg Horne (54 for 42.6 avg.), 1985

CAREER:

- 10,177 Matt Wait (251 for 40.5 avg.), 1994-97
- 9,546 Richie Butler (231 for 41.3 avg.), 1999-2002
- 8,000 Greg Horne (180 for 44.4 avg.), 1983-86
- 6,743 Pete Raether (157 for 42.9 avg.), 1990-92
- 5,504 Lamar McHan (145 for 38.0 avg.), 1951-53
- 5,250 Kay Eakin (133 for 39.5 avg.), 1937-39
- 5,227 Jacob Skinner (131 for 39.9 avg.), 2003-Present
- 5,011 Bruce Lahay (129 for 38.8 avg.), 1978-79, 81
- 4,924 Steve Little (111 for 44.4 avg.), 1974-77
- 4,673 Louis Schaufele (121 for 38.6 avg.), 1948-50
- 4,415 Bobby Nix (112 for 39.4 avg.), 1963-65
- 4,325 Paul Conner (115 for 37.6 avg.), 1966-67

PUNTING AVERAGE

GAME: (min 2 punts)

- 70.0 Steve Cox vs. Texas (2 punts), 1980
- 59.0 Allen Meacham vs. Baylor (2 punts), 1988
- 57.8 Pete Raether vs. Texas Tech (4 punts), 1991
- 56.5 Mike Kirkland vs. Texas Tech (2 punts), 1972
- 54.6 Greg Horne vs. Texas Tech (3 punts), 1983
- 54.5 Gerald Nesbitt vs. SMU (2 punts), 1957

- 53.5 Richie Butler vs. Boise State (4 punts), 2000
- 53.2 Pete Raether vs. Georgia (6 punts), 1992
- 52.5 Greg Horne vs. TCU (2 punts), 1986
- 52.3 Brad Taylor vs. New Mexico (4 punts), 1983
- 52.0 Lamar McHan vs. Oklahoma St. (4 punts), 1953
- 52.0 Gerald Nesbitt vs. Rice (2 punts), 1957

SEASON: (min 4 punts per game)

- 47.2 Greg Horne (49 for 2313 yards), 1986
- 46.5 Steve Cox (47 for 2186 yards), 1980
- 44.4 Steve Little (63 for 2797 yards), 1976
- 44.3 Steve Little (48 for 2127 yards), 1977
- 43.8 Greg Horne (51 for 2234 yards), 1984
- 43.6 Pete Raether (65 for 2836 yards), 1991
- 43.2 Pete Raether (68 for 2938 yards), 1992
- 42.8 Richie Butler (65 for 2784 yards), 2000
- 42.6 Greg Horne (54 for 2301 yards), 1985
- 42.5 Richie Butler (67 for 2848 yards), 2001
- 41.9 Matt Wait (70 for 2935 yards), 1997
- 41.8 Jacob Skinner (50 for 2091), 2005
- 41.7 Harold Cox (42 for 1745 yards), 1943
- 41.6 Allen Meacham (53 for 2203 yards), 1988
- 41.4 Kay Eakin (41 for 1688 yards), 1938

CAREER: (min 85 punts)

- 45.2 Steve Cox (89 for 4026 yards), 1979-80
- 44.4 Greg Horne (180 for 8000 yards), 1983-86
- 44.4 Steve Little (111 for 4924 yards), 1974-77
- 42.9 Pete Raether (157 for 6743 yards), 1990-92
- 41.7 Brad Taylor (99 for 4131 yards), 1981-83
- 41.3 Richie Butler (231 for 9546 yards), 1999-02
- 40.5 Matt Wait (251 for 10,177 yards), 1994-97
- 39.9 Jacob Skinner (131 for 5227 yards), 2003-Present
- 39.9 Allen Meacham (92 for 3675 yards), 1987-89
- 39.8 Cary Stockdell (107 for 4144 yards), 1968-69
- 39.5 Kay Eakin (183 for 5250 yards), 1937-39

LONGEST PUNTS

- 86 Steve Cox vs. Texas, 1986
- 83 Pete Raether vs. USL, 1991
- 83 Harold Cox vs. SMU, 1943
- 81 Lamar McHan vs. Texas, 1951
- 81 Kay Eakin vs. TCU, 1938
- 80 Allen Meacham vs. Baylor, 1988
- 79 Richie Butler vs. Alabama, 2002
- 79 Jack Robbins vs. TCU, 1937
- 78 Gerald Nesbitt vs. SMU, 1955
- 78 Louis Schaufele vs. Texas A&M, 1948
- 78 Louis Schaufele vs. William & Mary, 1948
- 77 David Jones vs. Baylor, 1942



Senior Jacob Skinner has a career punting average of 39.9 yards, which ties for eighth-best in school history.





RECORDS

INDIVIDUAL RECORDS-PUNT RETURNS/KICKOFF RETURNS

PUNT RETURNS

GAME:

- 9 Ken Hatfield vs. Rice (89 yards), 1964
- 8 Bobby Joe Edmonds vs. Ole Miss (53 yards), 1985
- 8 Gary Anderson vs. Texas Tech (130 yards), 1979
- 7 Jack Morris vs. North Texas (146 yards), 1971
- 7 Lance Alworth vs. Tulsa (136 yards), 1961
- 7 Gary Adams vs. TCU (91 yards), 1967
- 7 Gary Adams vs. TCU (59 yards), 1968
- 7 Gary Adams vs. Oklahoma State (33 yards), 1967

SEASON:

- 40 Bobby Joe Edmonds (466 yards), 1985
- 36 Vaughn Lusby (294 yards), 1977
- 36 Orlando Watters (290 yards), 1992
- 34 Gary Anderson (286 yards), 1979
- 31 Ken Hatfield (518 yards), 1964
- 29 Gary Anderson (252 yards), 1981
- 29 Gary Anderson (222 yards), 1982
- 29 Vaughn Lusby (161 yards), 1976
- 28 DeCori Birmingham (342 yards), 2002
- 28 Gary Adams (290 yards), 1967
- 28 Lance Alworth (336 yards), 1961
- 28 Orlando Watters (157 yards), 1993

CAREER:

- 115 Gary Anderson (1004 yards), 1979-82
- 93 Bobby Joe Edmonds (959 yards), 1982-85
- 86 Vaughn Lusby (625 yards), 1974, 76-78
- 78 Tim Horton (657 yards), 1986-89
- 72 Ken Hatfield (1153 yards), 1962-64
- 64 Orlando Watters (447 yards), 1991-93
- 53 Marvin Jackson (594 yards), 2001, 2003
- 52 DeCori Birmingham (546 yards), 2001-04
- 51 Lance Alworth (690 yards), 1959-61
- 49 Gary Adams (505 yards), 1966-68
- 45 Aubrey Fowler (642 yards), 1946-47


PUNT RETURN YARDAGE

GAME:

- 146 Jack Morris vs. North Texas State (7 returns), 1971
- 136 Lance Alworth vs. Tulsa (7 returns), 1961
- 134 Terry Stewart vs. Wichita State (4 returns), 1969
- 130 Gary Anderson vs. Texas Tech (8 returns), 1979
- 104 Marvin Jackson vs. Kentucky (4 returns), 2003
- 104 Orlando Watters vs. South Carolina (5 returns), 1992
- 102 Marvin Jackson vs. New Mexico St. (3 returns), 2003
- 102 Michael James vs. SMU (2 returns), 1991
- 101 Vaughn Lusby vs. Houston (6 returns), 1977
- 100 Gary Adams vs. Rice (4 returns), 1967

SEASON:

- 518 Ken Hatfield (31 returns), 1964
- 466 Bobby Joe Edmonds (40 returns), 1985
- 395 Aubrey Fowler (23 returns), 1947
- 375 Martine Bercher (24 returns), 1966
- 350 Ken Hatfield (21 returns), 1963
- 342 DeCori Birmingham (28 returns), 2002
- 336 Lance Alworth (28 returns), 1961
- 329 Marvin Jackson (26 returns), 2003
- 307 Lance Alworth (18 returns), 1960
- 294 Vaughn Lusby (36 returns), 1977
- 294 Bobby Joe Edmonds (25 returns), 1984



KEN HATFIELD
NATION'S TOP PUNT RETURNER
GOES 81 YARDS AGAINST TEXAS

Ken Hatfield averaged a school-best 16.01 yards per punt return from 1962 through 1964, and this 81-yarder at Texas helped the Hogs win the '64 national championship.

CAREER:

- 1153 Ken Hatfield (72 returns), 1962-64
- 1004 Gary Anderson (115 returns), 1979-82
- 959 Bobby Joe Edmonds (93 returns), 1982-85
- 690 Lance Alworth (51 returns), 1959-61
- 657 Tim Horton (78 returns), 1986-89
- 642 Aubrey Fowler (45 returns), 1946-47
- 625 Vaughn Lusby (86 returns), 1974, 76-78
- 594 Marvin Jackson (53 returns), 2001, 2003
- 594 Johnny Cole (39 returns), 1950-52
- 546 DeCori Birmingham (52 returns), 2001-04
- 505 Gary Adams (49 returns), 1966-68

PUNT RETURN AVERAGE

SEASON: (min. 15)

- 18.31 Johnny Cole (16 for 293 yards), 1950
- 17.17 Aubrey Fowler (23 for 395 yards), 1947
- 17.06 Lance Alworth (18 for 307 yards), 1960
- 16.71 Ken Hatfield (31 for 518 yards), 1964
- 16.67 Ken Hatfield (21 for 350 yards), 1963
- 15.63 Martine Bercher (24 for 375 yards), 1966
- 15.53 Johnny Cole (15 for 233 yards), 1951
- 14.32 Michael James (19 for 272 yards), 1991
- 14.27 Dean Pryor (15 for 214 yards), 1950
- 14.25 Ken Hatfield (20 for 285 yards), 1962
- 13.57 Jack Brasuell (21 for 285 yards), 1965

CAREER: (min 25)

- 16.01 Ken Hatfield (72 for 1153 yards), 1962-64
- 15.63 Johnny Cole (38 for 594 yards), 1950-52
- 15.32 Martine Bercher (25 for 383 yards), 1965-66
- 14.27 Aubrey Fowler (45 for 642 yards), 1946-47
- 13.53 Lance Alworth (51 for 690 yards), 1959-61
- 12.92 Dean Pryor (25 for 323 yards), 1950-52
- 11.21 Marvin Jackson (53 for 594), 2001, 2003
- 10.50 DeCori Birmingham (52 for 546), 2001-04
- 10.31 Gary Adams (49 for 505 yards), 1966-68
- 10.31 Bobby Joe Edmonds (93 for 959 yards), 1982-85
- 9.97 Michael James (29 for 289 yards), 1989-91
- 9.81 Marvin Jackson (27 for 265 yards), 2001
- 8.73 Jack Morris (26 for 227 yards), 1970-71
- 8.73 Gary Anderson (115 for 1004 yards), 1979-82

KICKOFF RETURNS

GAME:

- 7 Fred Talley vs. Boise State (135 yards), 2000
- 6 Rod Stinson vs. Tennessee (109 yards), 1999
- 6 DeCori Birmingham vs. Alabama (197 yards), 2002
- 6 Steven Harris vs. Ole Miss (124 yards), 2000
- 6 Donnie Centers vs. Baylor (145 yards), 1986
- 6 Carl Miller vs. SMU (111 yards), 1984
- 5 Felix Jones vs. Auburn (117), 2005
- 5 Hubert Loudermilk vs. Alabama (82 yards), 2001
- 5 Lawrence Richardson vs. Alabama (71 yards), 2001
- 5 Steven Harris vs. Tennessee (117 yards), 2000
- 5 Ron Dickerson vs. Auburn (114 yards), 1992
- 5 Barry Foster vs. Houston (109 yards), 1989
- 5 Tracy Caldwell vs. TCU (100 yards), 1990
- 5 Lance Alworth vs. Texas (90 yards), 1961
- 5 Orlando Watters vs. Alabama (111 yards), 1993
- 5 Orlando Watters vs. Auburn (102 yards), 1993
- 5 Carl Miller vs. Texas (127 yards), 1984

SEASON:

- 28 DeCori Birmingham (638 yards), 2002
- 25 Cedric Washington (497 yards), 2003
- 23 Barry Foster (445 yards), 1988
- 22 Jon Richardson (501 yards), 1972
- 20 Steven Harris (420 yards), 2000
- 20 Barry Foster (445 yards), 1989
- 20 Derek Holloway (419 yards), 1981
- 20 Ron Dickerson (497 yards), 1992
- 19 Cory Nichols (399 yards), 1995
- 18 Lawrence Richardson (416 yards), 2001
- 18 Carl Miller (390 yards), 1984
- 18 Orlando Watters (392 yards), 1993
- 17 Felix Jones (543 yards), 2005
- 17 Tracy Caldwell (317 yards), 1990
- 17 Derek Holloway (407 yards), 1980

CAREER:

- 61 DeCori Birmingham (1321 yards), 2001-04
- 55 Derek Holloway (1209 yards), 1979-82
- 51 Barry Foster (1008 yards), 1987-89
- 43 Carl Miller (1016 yards), 1983-85
- 36 Cedric Washington (701 yards), 2003-Active
- 35 Jon Richardson (780 yards), 1970-72
- 31 Ron Dickerson (776 yards), 1989-92
- 31 Lance Alworth (740 yards), 1959-61
- 24 Steven Harris (490 yards), 2000-04
- 24 Donnie Stone (518 yards), 1956-58
- 23 Jack Brasuell (496 yards), 1963-65

KICKOFF RETURN YARDAGE

GAME:

- 197 DeCori Birmingham vs. Alabama (6 returns), 2002
- 152 Derek Holloway vs. Houston (4 returns), 1980
- 147 Felix Jones vs. Southern California (4 returns), 2005
- 146 Carl Miller vs. Baylor (3 returns), 1983
- 145 Donnie Centers vs. Baylor (6 returns), 1986
- 138 Thomas Brown vs. Vanderbilt (3 returns), 1978
- 135 Fred Talley vs. Boise State (7 returns), 2000
- 127 Carl Miller vs. Texas (5 returns), 1984
- 124 Steven Harris vs. Ole Miss (6 returns), 2000
- 121 Jack Brasuell vs. Texas (3 returns), 1963
- 117 Felix Jones vs. Auburn (5 returns), 2005
- 117 Steven Harris vs. Tennessee (5 returns), 2000
- 116 DeCori Birmingham vs. LSU (4 returns), 2001
- 116 Freddie Bradley vs. TCU (3 returns), 1991
- 114 Jon Richardson vs. USC (4 returns), 1972
- 114 DeCori Birmingham vs. Miss. St. (3 returns), 2002





RECORDS

INDIVIDUAL RECORDS-KICKOFF RETURNS/TOTAL RETURNS



All-American Felix Jones set a school record and finished second in the nation last year with a 31.9-yard average on kickoff returns.

SEASON:

- 638 DeCori Birmingham (28 returns), 2002
- 543 Felix Jones (17 returns), 2005
- 501 Jon Richardson (22 returns), 1972
- 497 Cedric Washington (25 returns), 2003
- 497 Ron Dickerson (20 returns), 1992
- 445 Barry Foster (23 returns), 1988
- 445 Barry Foster (20 returns), 1989
- 428 Lance Alworth (14 returns), 1960
- 420 Steven Harris (20 returns), 2000
- 419 Derek Holloway (20 returns), 1981
- 416 Lawrence Richardson (18 returns), 2001
- 407 Derek Holloway (17 returns), 1980
- 399 Cory Nichols (19 returns), 1995
- 392 Orlando Watters (18 returns), 1993

CAREER:

- 1321 DeCori Birmingham (61 returns), 2001-04
- 1209 Derek Holloway (55 returns), 1979-82
- 1016 Carl Miller (43 returns), 1982-85
- 1008 Barry Foster (51 returns), 1987-89
- 780 Jon Richardson (35 returns), 1970-72
- 776 Ron Dickerson (31 returns), 1989-92
- 740 Lance Alworth (31 returns), 1959-61
- 701 Cedric Washington (36 returns), 2003-Present
- 543 Felix Jones (17 returns), 2005-Present
- 575 Dickey Morton (22 returns), 1971-73
- 531 Clyde Scott (22 returns), 1946-48

KICKOFF RETURN AVERAGE

SEASON: (min 13)

- 31.94 Felix Jones (17 for 543), 2005
- 25.31 Jack Brasuell (13 for 329 yards), 1963
- 24.85 Ron Dickerson (20 for 497 yards), 1992
- 23.94 Derek Holloway (17 for 407 yards), 1980
- 23.60 Thomas Brown (15 for 354 yards), 1978
- 23.43 Lance Alworth (14 for 328 yards), 1960
- 23.29 Carl Miller (14 for 326 yards), 1985
- 23.11 Lawrence Richardson (18 for 416 yards), 2001
- 23.08 Lance Alworth (13 for 300 yards), 1961

- 22.79 DeCori Birmingham (28 for 638 yards), 2002
- 22.78 Jon Richardson (22 for 501 yards), 1972
- 22.62 David Dickey (13 for 294 yards), 1967
- 22.25 Barry Foster (20 for 445 yards), 1989

CAREER: (min 20)

- 26.14 Dickey Morton (22 for 575 yards), 1971-73
- 25.03 Ron Dickerson (31 for 776 yards), 1989-92
- 23.87 Lance Alworth (31 for 740 yards), 1959-61
- 23.63 Carl Miller (43 for 1016 yards), 1983-85
- 22.48 David Dickey (21 for 472 yards), 1966-68
- 22.29 Jon Richardson (35 for 780 yards), 1970-72
- 21.98 Derek Holloway (55 for 1209 yards), 1979-82
- 21.66 DeCori Birmingham (61 for 1321), 2001-04
- 21.58 Donnie Stone (24 for 518 yards), 1956-58
- 21.57 Jack Brasuell (23 for 496 yards), 1963-65
- 20.77 Gary Anderson (22 for 457 yards), 1979-82

TOTAL RETURNS

GAME:

- 9 Bobby Joe Edmonds vs. Ole Miss (8 PR, 1 KR), 1985
- 9 Ken Hatfield vs. Rice (9 PR, 0 KR), 1964
- 8 DeCori Birmingham vs. Alabama (2 PR, 6 KR), 2002
- 8 Gary Anderson vs. Texas Tech (8 PR, 0 KR), 1979
- 8 Mike Higgins vs. Ole Miss (4 PR, 1 KR), 1994
- 7 DeCori Birmingham vs. Kentucky (3 PR, 4 KR), 2002
- 7 Fred Talley vs. Boise State (0 PR, 7 KR), 2000
- 7 Orlando Watters vs. Alabama (2 PR, 5 KR), 1993
- 7 Orlando Watters vs. Auburn (2 PR, 5 KR), 1993
- 7 Pat Burris vs. Baylor (2 PR, 5 KR), 1990
- 7 Jack Morris vs. North Texas (7 PR, 0 KR), 1971
- 7 Lance Alworth vs. Tulsa (7 PR, 0 KR), 1961
- 7 Gary Adams vs. TCU (7 PR, 0 KR), 1967
- 7 Gary Adams vs. TCU (7 PR, 0 KR), 1968
- 7 Gary Adams vs. Oklahoma State (7 PR, 0 KR), 1967

SEASON:

- 56 DeCori Birmingham (28 PR, 28 KR), 2002
- 50 Gary Anderson (34 PR, 16 KR), 1979
- 46 Orlando Watters (28 PR, 18 KR), 1993
- 43 Ken Hatfield (31 PR, 12 KR), 1964
- 41 Lance Alworth (28 PR, 13 KR), 1961
- 41 Bobby Joe Edmonds (40 PR, 1 KR), 1985
- 37 Orlando Watters (36 PR, 1 KR), 1992
- 36 Vaughn Lusby (36 PR, 0 KR), 1977
- 32 Lance Alworth (18 PR, 14 KR), 1960
- 32 Gary Anderson (29 PR, 3 KR), 1981
- 32 Gary Anderson (29 PR, 3 KR), 1982

CAREER:

- 137 Gary Anderson (115 PR, 22 KR), 1979-82
- 113 DeCori Birmingham (52 PR, 61 KR), 2001-04
- 96 Bobby Joe Edmonds (93 PR, 3 KR), 1982-85
- 91 Ken Hatfield (72 PR, 19 KR), 1962-64
- 91 Vaughn Lusby (86 PR, 5 KR), 1974, 1976-78
- 83 Orlando Watters (64 PR, 19 KR), 1991-92
- 82 Lance Alworth (51 PR, 31 KR), 1959-61
- 80 Tim Horton (78 PR, 2 KR), 1986-89
- 59 Derek Holloway (4 PR, 55 KR), 1979-82
- 55 Gary Adams (49 PR, 6 KR), 1966-68
- 47 Jon Richardson (12 PR, 35 KR), 1970-72

TOTAL RETURN YARDAGE

GAME:

- 219 DeCori Birmingham vs. Alabama (8 ret.), 2002
- 152 Derek Holloway vs. Houston (4 ret), 1980
- 147 Felix Jones vs. Southern California (4 ret.), 2005
- 146 Carl Miller vs. Baylor (3 ret), 1983
- 146 Jack Morris vs. North Texas (7 ret), 1971
- 145 Donnie Centers vs. Baylor (6 ret), 1986
- 143 Orlando Watters vs. S. Carolina (6 ret), 1992
- 138 Thomas Brown vs. Vanderbilt (3 ret), 1978
- 136 Lance Alworth vs. Tulsa (7 ret), 1961
- 135 Fred Talley vs. Boise State (7 ret.), 2000
- 134 Terry Stewart vs. Wichita State (4 ret), 1969
- 130 Gary Anderson vs. Texas Tech (8 ret), 1979
- 130 DeCori Birmingham vs. Miss. St. (5 ret.), 2002

SEASON:

- 980 DeCori Birmingham (28/342 PR, 28/638 KR), 2002
- 771 Ken Hatfield (31/518 PR, 12/253 KR), 1964
- 636 Lance Alworth (28/336 PR, 13/300 KR), 1961
- 635 Lance Alworth (18/307 PR, 14/328 KR), 1960
- 629 Gary Anderson (34/286 PR, 16/343 KR), 1979
- 554 Felix Jones (1/11 PR, 17/543 KR), 2005
- 549 Orlando Watters (28/157 PR, 18/392 KR), 1993
- 497 Ron Dickerson (0/0 PR, 20/497 KR), 1992
- 485 Bobby Joe Edmonds (40/466 PR, 1/19 KR), 1985
- 483 Ken Hatfield (20/285 PR, 7/198 KR), 1962
- 453 Thomas Brown (9/99 PR, 15/354 KR), 1978
- 445 Barry Foster (0/0 PR, 23/445 KR), 1988
- 445 Barry Foster (0/0 PR, 20/445 KR), 1989

CAREER:

- 1867 DeCori Birmingham (52/546 PR, 61/1321 KR), 2001-04
- 1604 Ken Hatfield (72/1153 PR, 19/451 KR), 1962-64
- 1461 Gary Anderson (115/1004 PR, 22/457 KR), 1979-82
- 1430 Lance Alworth (51/690 PR, 31/740 KR), 1959-61
- 1253 Derek Holloway (4/44 PR, 55/1209 KR), 1979-82
- 1020 Bobby Joe Edmonds (93/959 PR, 3/61 KR), 1982-85
- 1016 Carl Miller (0/0 PR, 43/1016 KR), 1983-85
- 1008 Barry Foster (0/0 PR, 51/1008 KR), 1987-89
- 970 Jon Richardson (12/190 PR, 35/780 KR), 1970-72
- 878 Orlando Watters (64/447 PR, 19/431 KR), 1991-93



Gary Anderson, UA's career all-purpose leader with 4,535 yards, returned 137 kicks and punts for 1,461 yards from 1979-82.





RECORDS

INDIVIDUAL RECORDS-DEFENSE

TACKLES

GAME:

- 29 Ronnie Caveness vs. Texas, 1963
- 25 Ronnie Caveness vs. Texas, 1964
- 24 Cliff Powell vs. Texas, 1969
- 23 Ronnie Caveness vs. Missouri, 1963
- 22 Ken Hamlin vs. Troy State, 2002
- 22 Quinton Caver vs. Alabama, 2000
- 22 Loyd Phillips vs. Tulsa, 1965
- 21 William Hampton vs. Oklahoma St., 1977
- 21 Ronnie Caveness vs. Baylor, 1963
- 20 Tony Bua vs. Georgia, 2001
- 20 Jermaine Petty vs. Ole Miss, 2001
- 20 *LaSalle Harper vs. UCLA, 1989
- 19 Tony Bua vs. South Carolina, 2003
- 19 Caleb Miller vs. Kentucky, 2003
- 19 Ken Hamlin vs. Tennessee, 2001
- 19 Larry Jackson vs. Oklahoma St., 1977
- 19 Larry Jackson vs. Tulsa, 1976
- 19 Nick Miller vs. Ole Miss, 1984
- 19 Lynn Garner vs. SMU, 1968
- 18 Sam Olajubutu vs. Auburn, 2005
- 18 Lynn Garner vs. Texas Tech, 1967
- 18 Cliff Powell vs. Texas A&M, 1968

**1989 Cotton Bowl*

SEASON:

- 174 Wayne Harris (62 UT, 112 AT), 1960
- 159 Ken Hamlin (97 UT, 62 AT), 2002
- 155 Ronnie Caveness (87 UT, 68 AT), 1964
- 154 Ronnie Caveness (34 UT, 120 AT), 1963
- 154 Cliff Powell (72 UT, 82 AT), 1968
- 140 Jermaine Petty (80 UT, 60 AT), 2001
- 140 Rickey Williams (87 UT, 53 AT), 1987
- 136 Mick Thomas (74 UT, 62 AT), 1990
- 134 Cliff Powell (70 UT, 64 AT), 1969
- 133 Caleb Miller (84 UT, 49 AT), 2003
- 131 Tony Bua (77 UT, 54 AT), 2002
- 129 Jon Rhiddlehoover (81 UT, 48 AT), 1974
- 128 Danny Rhodes (73 UT, 55 AT), 1974
- 126 Tony Bua (75 UT, 51 AT), 2003

CAREER:

- 408 Tony Bua (248 UA, 160 AT), 2000-03
- 381 Ken Hamlin (221 UA, 160 AT), 2000-02
- 368 Caleb Miller (232 UA, 136 AT), 2000-03
- 367 Cliff Powell (172 UT, 195 AT), 1967-69
- 357 Ronnie Caveness (133 UT, 224 AT), 1962-64
- 343 Rickey Williams (210 UT, 133 AT), 1984-87
- 335 Bert Zinamon (175 UT, 160 AT), 1980-83
- 330 Lynn Garner (141 UT, 189 AT), 1967-69
- 330 Mick Thomas (186 UT, 144 AT), 1989-91
- 329 Darwin Ireland (173 UT, 156 AT), 1990-93
- 309 Larry Jackson (199 UT, 110 AT), 1976-78
- 305 Mark Smith (167 UT, 138 AT), 1993-96
- 304 Loyd Phillips (163 UT, 141 AT), 1964-66
- 299 Billy Ray Smith Jr. (195 UT, 104 AT), 1979-82

TACKLES FOR LOSS

GAME:

- 5 Jermaine Brooks vs. Auburn, 2001
- 5 Mark Smith vs. Alabama, 1993
- 5 Henry Ford vs. Memphis, 1993
- 5 Wayne Martin vs. Mississippi, 1988
- 4.5 Desmond Sims vs. South Carolina, 2005
- 4 Jeb Huckeba vs. Georgia, 2004
- 4 Jermaine Petty vs. Mississippi State, 2001
- 4 Rickey Williams vs. Baylor, 1987
- 4 Henry Ford vs. Texas, 1991
- 4 Wayne Martin vs. Pacific, 1988

SEASON:

- 23 Steven Conley (175), 1995
- 23 Henry Ford (116 yards), 1993
- 19 Billy Ray Smith Jr. (128 yards), 1981
- 19 Jimmy Walker (125 yards), 1978
- 18 Wayne Martin (110 yards), 1987
- 18 Dan Hampton (62 yards), 1978
- 17 Billy Ray Smith Jr. (86 yards), 1980
- 17 Ray Lee Johnson (89 yards), 1992
- 16 Junior Soli (53 yards), 1995
- 15 Caleb Miller (38 yards), 2003
- 15 Jimmy Walker (87 yards), 1977
- 15 Billy Ray Smith Jr. (85 yards), 1982

CAREER:

- 63 Billy Ray Smith Jr. (343 yards), 1979-82
- 46 Henry Ford (224 yards), 1990-93
- 37 Jimmy Walker (216 yards), 1975-78
- 37 Wayne Martin (189 yards), 1985-88
- 36 Caleb Miller (116 yards), 2000-03
- 36 Johnnie Meadors (157 yards), 1974-76
- 35 Steven Conley (251 yards), 1992-95
- 33 Jeb Huckeba (92 yards), 2001-04
- 32 Marcus Adair (185 yards), 1993-95
- 32 Dan Hampton (143 yards), 1975-78
- 30 Randy Garner (137 yards), 1997-2000
- 30 Quinton Caver (113 yards), 1997-2000
- 29 Carlos Hall (122 yards), 1998-2001
- 29 Melvin Bradley (130 yards), 1995-98
- 28 Geno Bell (97 yards), 1993-95, 97
- 28 Ray Lee Johnson (136 yards), 1990-92
- 27 Owen Kelly (119 yards), 1989-92
- 26 Jim Elliot (167 yards), 1977-80
- 26 Jim Howard (130 yards), 1977-79
- 26 Tony Cherico (87 yards), 1984-87
- 25 Jermaine Petty (99 yards), 1999-2001
- 25 Scott Long (119 yards), 1989-92
- 25 C.J. McLain (126 yards), 1995-98

SACKS

GAME:

- 5 Wayne Martin vs. Ole Miss, 1988

SEASON:

- 14 Steven Conley, 1995
- 14 Henry Ford, 1993
- 13 Wayne Martin, 1988
- 11 Ray Lee Johnson, 1992
- 8 Henry Ford, 1991
- 7 C.J. McLain, 1998
- 7 Melvin Bradley, 1996
- 7 Marcus Adair, 1993
- 7 Ron Furot, 1983
- 7 Scott Long, 1989
- 7 Marcus Adair, 1994
- 7 Steven Conley, 1994
- 6.5 Jeb Huckeba, 2004
- 6.5 Wayne Martin, 1987

CAREER:

- 25.5 Wayne Martin, 1985-88
- 25 Henry Ford, 1990-93
- 21 Steven Conley, 1992-95
- 19 Marcus Adair, 1993-95
- 18 Scott Long, 1989-92
- 16 Ray Lee Johnson, 1990-92
- 15 Melvin Bradley, 1995-98
- 14.5 Randy Garner, 1997-2000

- 13 C.J. McLain, 1995-98
- 13 Michael Shepherd, 1986-89
- 12.5 Chad Rolen, 1987-90
- 12 Carlos Hall, 1998-01
- 11 Kerry Crawford, 1985-88
- 11 Owen Kelly, 1989-92
- 11 Geno Bell, 1993-95, 97



Senior linebacker Desmond Sims made 4.5 of his 10.5 tackles for loss last year against South Carolina, which ranks as the fifth-best single-game mark in Razorback history.



Linebacker Tony Bua ended his career in 2003 as Arkansas' all-time tackle leader with 408.



Wayne "Thumper" Harris set the school record with 174 tackles in 1960.

2006



RAZORBACK FOOTBALL



RECORDS

INDIVIDUAL RECORDS-DEFENSE/LONG PLAY TD

INTERCEPTIONS

GAME:

- 5 Wear Schoonover vs. Texas A&M, 1929
- 3 David Hogue vs. SMU (20 yards, 1970)
- 3 *Louis Campbell vs. Tennessee (12 yards), 1971
- 3 Billy Moore vs. SMU (4 yards), 1961
- 3 Kay Eakin vs. SMU (0 yards), 1937
- 2 Bo Mosley vs. Mississippi State (7 yards), 2003
- 2 Lerez Robinson vs. La.-Monroe (29 yards), 2004
- 2 Ken Hamlin vs. La.-Lafayette (4 yards), 2002
- 2 Lawrence Richardson vs. Miss. St. (9 yards), 2002
- 2 Spencer Brown vs. South Carolina (7 yards), 1995
- 2 Floyd Hogan vs. USC (92 yards), 1974
- 2 Tommy Trantham vs. Rice (78 yards), 1965
- 2 Michael James vs. Houston (75 yards 1 TD), 1991
- 2 Louis Campbell vs. TCU (61 yards 1 TD), 1971
- 2 Louis Campbell vs. Baylor, 1972
- 2 Louis Campbell vs. Rice, 1971
- 2 Jerry Moore vs. Texas Tech, 1968
- 2 Tommy Dixon vs. Texas Tech, 1968
- 2 ***Jerry Moore vs. Georgia (4 yards), 1969
- 2 Mike Davis vs. Baylor, 1971
- 2 Tommy Trantham vs. Rice (53 yards), 1967
- 2 Gerald Nesbitt vs. SMU (50 yards), 1956
- 2 Bobby Field vs. Texas Tech (45 yards), 1969
- 2 Steve Atwater vs. Hawaii (37 yards), 1987
- 2 Charles Washington vs. Houston (32 yards), 1986
- 2 Kevin Evans vs. SMU (32 yards), 1979
- 2 Richard Brothers vs. Ole Miss (17 yards), 1986
- 2 Patrick Williams vs. Houston (10 yards), 1988
- 2 Kevin Wyatt vs. Houston (14 yards), 1984
- 2 Curtis Banks vs. SMU (13 yards), 1991
- 2 **Kevin Evans vs. UCLA (12 yards), 1978
- 2 Dean Peavy vs. LSU (-3 yards), 1992

*1971 Liberty Bowl **1978 Fiesta Bowl ***1969 Sugar Bowl

SEASON:

- 10 Jim Rinehart (106 yards, 0 TD), 1949
- 7 Louis Campbell (86 yards, 1 TD), 1971
- 7 Gary Adams (93 yards, 0 TD), 1966

- 6 Tommy Trantham (104 yards, 0 TD), 1967
- 6 George Walker (90 yards, 0 TD), 1954
- 6 Patrick Williams (57 yards, 1 TD), 1988
- 6 David Hogue (45 yards, 1 TD), 1970
- 6 Orlando Watters (185 yards, 2 TD), 1993
- 5 Spencer Brown (43 yards, 0 TD), 1995
- 5 Jerry Moore (104 yards, 1 TD), 1968
- 5 Michael James (75 yards, 1 TD), 1991
- 5 Billy Bass (58 yards, 0 TD), 1949
- 5 Louis Schaufele (46 yards, 0 TD), 1949
- 5 Charles Washington (32 yards, 0 TD), 1986
- 5 Kevin Wyatt (22 yards, 0 TD), 1984
- 5 Gary Adams (6 yards, 0 TD), 1968
- 5 Dean Peavy (37 yards, 0 TD), 1992
- 5 Marcus Campbell (52 yards, 0 TD), 1996
- 5 Zac Painter (36 yards, 0 TD), 1998

CAREER:

- 14 Steve Atwater (99 yards, 1 TD), 1985-88
- 13 Gary Adams (113 yards, 0 TD), 1966-68
- 12 Orlando Watters (250 yards, 3 TD), 1991-93
- 12 Tommy Trantham (300 yards, 0 TD), 1965-67
- 12 Louis Campbell (114 yards, 1 TD), 1970-72
- 11 Anthony Cooney (53 yards, 1 TD), 1986-89
- 10 Louis Schaufele (183 yards, 0 TD), 1948-50
- 10 George Walker (130 yards, 0 TD), 1954-57
- 10 Jim Rinehart (106 yards, 0 TD), 1949-51
- 10 Charles Washington (36 yards, 0 TD), 1983-86
- 9 Ken Hamlin (66 yards, 0 TD), 2000-02
- 9 Richard Brothers (76 yards, 0 TD), 1985-87
- 9 Greg Lasker (155 yards, 0 TD), 1982-85
- 9 David Hogue (70 yards, 1 TD), 1969-71

INTERCEPTION RETURN YARDS

GAME:

- 99 Orlando Watters vs. LSU (1 int.), 1993
- 98 James Skillern vs. Hendrix (1 int.), 1915
- 96 Wear Schoonover vs. Centenary (1 int.), 1929
- 94 Jimmy Fryer vs. Texas A&M (1 int.), 1970
- 93 Danny Walters vs. Houston (1 int.), 1982

- 92 Floyd Hogan vs. USC (2 int.), 1974
- 92 Stu Berryhill vs. Wichita State (1 int.), 1966
- 91 Herman Bagby vs. Oklahoma State (1 int.), 1923
- 88 Jermaine Petty vs. Auburn (1 int.), 2001
- 87 Danny Walters vs. Ole Miss (1 int.), 1981
- 85 Gary Adams vs. Auburn (1 int.), 1992

SEASON:

- 185 Orlando Watters (6 int.), 1993
- 158 Tommy Trantham (4 int.), 1965
- 106 Jim Rinehart (10 int.), 1949
- 104 Jerry Moore (5 int.), 1968
- 104 Tommy Trantham (6 int.), 1967
- 98 Danny Walters (4 int.), 1981
- 98 James Skillern (1 int.), 1915
- 97 Kenoy Kennedy (3 int.), 1999
- 96 Wear Schoonover (1 int.), 1929
- 95 Gerald Nesbitt (4 int.), 1956
- 94 Jimmy Fryer (1 int.), 1970
- 93 Danny Walters (3 int.), 1982
- 93 Gary Adams (7 int.), 1966
- 92 Vickiel Vaughn (2 int.), 2004
- 92 Floyd Hogan (2 int.), 1974
- 92 Stu Berryhill (1 int.), 1966
- 90 Kenoy Kennedy (2 int.), 1998
- 90 George Walker (6 int.), 1954

CAREER:

- 300 Tommy Trantham (12 int.), 1965-67
- 250 Orlando Watters (12 int.), 1991-93
- 191 Danny Walters (7 int.), 1981-82
- 187 Kenoy Kennedy (5 int.), 1996-99
- 155 Greg Lasker (9 int.), 1982-85
- 121 Curtis Banks (8 int.), 1988-91
- 119 David Barrett (7 int.), 1996-99
- 113 Gary Adams (13 int.), 1966-68
- 106 Michael James (8 int.), 1989-91
- 105 Vickiel Vaughn (7 int.), 2002-05
- 104 Jerry Moore (5 int.), 1968
- 102 Muskie Harris (4 int.), 1973-77

LONG PLAY TOUCHDOWNS

RUSHING (YARDS)

- 90 Billy Moore vs. Tulsa, 1962
- 89 Ben Cowins vs. Houston, 1976
- 86 Ralph LaForge vs. Baylor, 1932
- 85 Aubrey Fowler vs. SMU, 1946
- 83 Harry Jones vs. North Texas State, 1965
- 82 Henry Moore vs. Texas, 1954
- 81 Fred Talley vs. Central Florida, 2001
- 81 Lamar McHan vs. Oklahoma State, 1951
- 81 Dickey Morton vs. Baylor, 1973
- 80 Felix Jones vs. Missouri State, 2005
- 80 Fred Talley vs. Auburn, 2002
- 80 Fred Talley vs. Auburn, 2000
- 80 Dick Miller vs. E. Central Okla., 1929
- 80 Barry Foster vs. Miami, 1988
- 80 Dan Estes vs. SW Missouri St., 1911
- 80 Ralph LaForge vs. Baylor, 1932

PASSING (YARDS)

- 92 Matt Jones to Richard Smith vs. Tennessee, 2002
- 87 Clint Stoerner to Anthony Lucas vs. SMU, 1998
- 87 Jimmy Williams to Derek Russell vs. TCU, 1988
- 84 Gordon Long to Alton Baldwin vs. Tulsa, 1946
- 82 Robert Reed to Carl Johnson vs. Tennessee, 1994
- 81 Ron Calcagni to Donny Bobo vs. New Mexico St., 1977
- 80 Clint Stoerner to Anthony Lucas vs. LSU, 1997
- 80 Clint Stoerner to Anthony Eubanks vs. LSU, 1997
- 80 Brad Taylor to Keith Kidd vs. TCU, 1983
- 80 James Monroe to Richard Bell vs. Tulsa, 1958
- 79 Robby Hampton to Boo Williams vs. Southwest Missouri State, 2000
- 79 Barry Lunney Jr. to J.J. Meadors vs. SMU, 1994
- 79 Mark Calcagni to James Rouse vs. New Mexico State, 1985
- 78 Quinn Grovey to Derek Russell vs. Texas, 1990

- 77 Greg Thomas to Donnie Centers vs. Rice, 1986
- 77 Ronny South to Max Peacock vs. Texas Tech, 1967
- 76 Kevin Scanlon to Bobby Duckworth vs. Texas Tech, 1979
- 75 Robby Hampton to Boo Williams vs. Boise State, 2000
- 74 Tom Jones to Gary Anderson vs. Texas Tech, 1982
- 74 Scott Bull to Mark Douglas vs. TCU, 1974
- 73 Bill Montgomery to Chuck Dicus vs. TCU, 1969
- 72 Jon Brittenum to Harry Jones vs. TCU, 1966
- 72 Barry Lunney Jr. to J.J. Meadors vs. Georgia, 1993
- 71 Brad Taylor to Keith Kidd vs. Houston, 1983
- 70 Ronny South to David Dickey vs. Texas Tech, 1967
- 70 Dick Miller to Wear Schoonover vs. Texas Southwestern, 1928
- 70 Clint Stoerner to Anthony Lucas vs. SMU, 1999

INTERCEPTION RETURNS (YARDS)

- 99 Orlando Watters vs. LSU vs., 1993
- 98 James Skillern vs. Hendrix, 1915
- 96 Wear Schoonover vs. Centenary, 1929
- 94 Jimmy Fryer vs. Texas A&M, 1970
- 93 Danny Walters vs. Houston, 1982
- 92 Stu Berryhill vs. Wichita State, 1966
- 91 Herman Bagby vs. Oklahoma State, 1923
- 88 Jermaine Petty vs. Auburn, 2001
- 87 Danny Walters vs. Ole Miss, 1981
- 85 Gary Adams vs. Auburn, 1992
- 80 Herman Bagby vs. Drury, 1923
- 76 Jerry Ford vs. Tulsa, 1954
- 75 Michael James vs. Houston, 1991
- 75 Winton Kyle vs. LSU, 1929
- 70 Mel McGaha vs. William & Mary, 1947
- 70 Louis Schaufele vs. Texas A&M, 1950

PUNT RETURNS (YARDS)

- 95 Ken Hatfield vs. Tulsa, 1963
- 90 Terry Stewart vs. Wichita State, 1970

- 87 Orlando Watters vs. South Carolina, 1992
- 81 Ken Hatfield vs. Texas, 1964
- 80 Gary Anderson vs. Tulane, 1980
- 80 Ken Hatfield vs. Texas Tech, 1963
- 79 Gary Adams vs. Baylor, 1968
- 78 Ken Hatfield vs. Texas Tech, 1964
- 75 Michael James vs. Texas Tech, 1991
- 75 Aubrey Fowler vs. North Texas, 1947
- 74 Marvin Jackson vs. Georgia, 2001
- 73 Marvin Jackson vs. New Mexico St., 2003
- 73 George Walker vs. Rice, 1954
- 71 Ken Hatfield vs. TCU, 1962
- 71 Orlando Watters vs. Tennessee, 1992
- 70 Johnny Cole vs. Texas, 1950

KICKOFF RETURNS (YARDS)

- 100 Felix Jones vs. Mississippi State, 2005
- 100 Madre Hill vs. LSU, 1994
- 100 Carl Miller vs. Baylor, 1983
- 100 Jim Mooty vs. Hardin-Simmons, 1958
- 100 Billy Kyser vs. Hardin-Simmons, 1958
- 100 Boyd Cypert vs. Missouri School of Mines, 1911
- 100 Boyd Cypert vs. Drury, 1911
- 99 Oscar Malone vs. Memphis, 1992
- 98 Lawrence Richardson vs. Weber State, 2001
- 96 Thomas Brown vs. Vanderbilt, 1978
- 95 Cedric Cobbs vs. Middle Tennessee, 1999
- 95 Jack Troxell vs. Tulsa, 1952
- 95 Ralph LaForge vs. TCU, 1933
- 93 Derek Holloway vs. Houston, 1980
- 89 Jack Brasuel vs. Texas, 1963
- 88 Ronnie Underwood vs. LSU, 1955
- 86 Clyde Scott vs. SMU, 1946

BLOCKED FG RETURN (YARDS)

- 76 Pierre Brown vs. Mississippi State, 2004





RECORDS

INDIVIDUAL RECORDS-YEARLY LEADERS

RUSHING

PLAYER	ATT	YDS	AVG	TD
1945 John Hoffman	139	587	4.3	3
1946 Ken Holland	112	397	3.5	2
1947 Clyde Scott	152	659	4.3	6
1948 Clyde Scott	95	670	7.1	6
1949 Geno Mazzanti, Sr.	123	757	6.2	3
1950 Buddy Rogers, Sr.	118	476	4.0	3
1951 Lamar McHan, So.	127	433	3.4	4
1952 Buddy Sutton, Sr.	100	448	4.5	3
1953 Lamar McHan, Sr.	143	409	2.9	4
1954 Henry Moore, Jr.	153	670	4.4	8
1955 Henry Moore, Sr.	134	701	5.2	3
1956 Gerald Nesbitt, So.	129	663	5.1	7
1957 Gerald Nesbitt, Jr.	145	624	4.3	7
1958 Jim Mooty, Jr.	71	395	5.6	4
1959 Jim Mooty, Sr.	93	519	5.6	5
1960 Lance Alworth, Jr.	106	375	3.5	3
1961 Lance Alworth, Sr.	110	516	4.7	5
1962 Billy Moore, Sr.	131	585	4.5	14
1963 Jim Lindsey, So.	130	444	3.4	2
1964 Jack Brasuell, Jr.	173	542	3.1	3
1965 Bobby Burnett, Sr.	232	947	4.1	16
1966 David Dickey, So.	115	447	3.9	8
1967 Russell Cody, So.	95	383	4.0	1
1968 Bill Burnett, So.	207	859	4.1	15
1969 Bill Burnett, Jr.	209	900	4.3	19
1970 Bill Burnett, Sr.	110	445	4.1	12
1971 Dickey Morton, So.	127	831	6.5	5
1972 Dickey Morton, Jr.	242	1188	4.9	6
1973 Dickey Morton, Sr.	226	1298	5.7	5
1974 Ike Forte, Jr.	187	974	5.3	9
1975 Ike Forte, Sr.	174	983	5.6	10
1976 Ben Cowins, So.	183	1162	6.3	7
1977 Ben Cowins, Jr.	220	1192	5.4	14
1978 Ben Cowins, Sr.	188	1006	5.4	6
1979 Roland Sales, Sr.	138	625	4.6	3
1980 James Tolbert, Jr.	140	571	4.1	3
1981 Gary Anderson, Jr.	121	616	5.1	1
1982 Daryl Bowles, Sr.	155	619	4.0	2
1983 Derek Thomas, Fr.	117	432	3.7	4
1984 Marshall Foreman, Sr.	183	804	4.4	7
1985 James Rouse, Fr.	99	550	5.6	8
1986 Greg Thomas, Jr.	141	461	3.3	8
1987 James Rouse, Jr.	182	1004	5.5	17
1988 Barry Foster, Sr.	132	660	5.0	8
1989 James Rouse, Sr.	163	895	5.3	7
1990 E.D. Jackson, So.	155	596	3.8	3
1991 E.D. Jackson, Jr.	143	641	4.5	1
1992 E.D. Jackson, Sr.	118	466	4.0	2
1993 Oscar Malone, So.	89	555	6.2	5
1994 Oscar Malone, Jr.	99	597	6.0	3
1995 Madre Hill, So.	307	1387	4.5	15
1996 Oscar Malone, Sr.	197	814	4.1	4
1997 Rod Stinson, Fr.	111	413	3.7	2
1998 Chrys Chukwuma, Jr.	149	870	5.8	8
1999 Cedric Cobbs, Fr.	116	668	5.8	3
2000 Fred Talley, So.	137	768	5.6	5
2001 Fred Talley, Jr.	164	774	4.7	4
2002 Fred Talley, Sr.	197	1119	5.7	2
2003 Cedric Cobbs, Sr.	227	1320	5.8	10
2004 Matt Jones, Sr.	83	622	7.5	6
2005 Darren McFadden, Fr.	176	1113	6.3	11

PASSING

PLAYER	CMP	ATT	PCT	TD	INT	YDS
1935 Jack Robbins	95	152	.625	7	7	1219
1936 Jack Robbins	49	107	.458	4	7	583
1937 Jack Robbins	49	130	.377	8	18	554
1938 Kay Eakin	34	111	.306	3	4	467
1939 Kay Eakin	78	193	.404	5	18	962
1945 Bud Canada	24	69	.348	2	3	272
1946 Aubrey Fowler	18	40	.450	—	—	320
1947 Ken Holland	25	46	.543	5	—	360
1948 Gordon Long	32	56	.571	4	4	449
1949 Don Logue, So.	31	79	.392	6	8	374
1950 Jim Rinehart, Jr.	59	139	.424	3	15	756

PLAYER

PLAYER	CMP	ATT	PCT	TD	INT	YDS
1951 Lamar McHan, So.	53	135	.393	6	14	724
1952 Lamar McHan, Jr.	55	136	.404	5	17	743
1953 Lamar McHan, Sr.	78	150	.520	8	11	1107
1954 George Walker, So.	45	85	.529	4	9	603
1955 George Walker, Jr.	22	47	.468	2	3	347
1956 Don Christian, So.	18	53	.340	2	0	260
1957 George Walker, Sr.	35	63	.556	4	4	587
1958 James Monroe, Jr.	41	96	.427	3	8	512
1959 James Monroe, Sr.	19	30	.633	3	3	202
1960 George McKinney, Jr.	39	90	.433	9	6	728
1961 George McKinney, Sr.	32	68	.471	6	5	426
1962 Billy Moore, Sr.	51	91	.560	5	2	673
1963 Bill Gray, Jr.	34	79	.430	4	5	483
1964 Fred Marshall, Sr.	50	94	.532	4	8	656
1965 Jon Brittenum, Jr.	75	149	.503	8	7	1103
1966 Jon Brittenum, Sr.	76	143	.531	7	7	1103
1967 Ronny South, Sr.	84	142	.592	11	8	1159
1968 Bill Montgomery, So.	134	234	.573	10	8	1595
1969 Bill Montgomery, Jr.	93	173	.538	9	7	1333
1970 Bill Montgomery, Sr.	110	195	.564	10	9	1662
1971 Joe Ferguson, Jr.	160	271	.590	11	12	2203
1972 Joe Ferguson, Sr.	119	254	.469	9	15	1484
1973 Mike Kirkland, So.	75	151	.497	3	13	990
1974 Scott Bull, Jr.	14	32	.438	3	1	238
1975 Scott Bull, Sr.	33	71	.465	3	6	570
1976 Ron Calcagni, So.	17	57	.300	2	4	366
1977 Ron Calcagni, Jr.	73	137	.533	10	7	1147
1978 Ron Calcagni, Sr.	62	103	.602	4	5	807
1979 Kevin Scanlon, Sr.	92	139	.662	9	6	1212
1980 Tom Jones, So.	93	166	.560	6	8	1161
1981 Brad Taylor, Fr.	53	99	.535	1	4	726
1982 Brad Taylor, So.	59	141	.418	6	9	1073
1983 Brad Taylor, Jr.	139	257	.541	9	8	1837
1984 Brad Taylor, Sr.	82	147	.558	7	11	1166
1985 Mark Calcagni, Sr.	27	47	.574	3	2	561
1986 Greg Thomas, Jr.	67	109	.615	6	1	1032
1987 Quinn Grove, Fr.	38	62	.613	2	4	495
1988 Quinn Grove, So.	62	98	.633	4	3	966
1989 Quinn Grove, Jr.	72	132	.550	5	9	1149
1990 Quinn Grove, Sr.	120	235	.511	18	10	1886
1991 Jason Allen, Fr.	48	102	.471	6	6	603
1992 Barry Lunney Jr., Fr.	91	189	.482	4	5	1015
1993 Barry Lunney Jr., So.	104	202	.515	6	7	1241
1994 Barry Lunney Jr., Jr.	101	183	.552	11	6	1345
1995 Barry Lunney Jr., Sr.	180	292	.616	12	10	2181
1996 Pete Burks, So.	115	224	.513	6	9	1390
1997 Clint Stoerner, So.	173	357	.485	12	13	2347
1998 Clint Stoerner, Jr.	167	312	.535	26	8	2629
1999 Clint Stoerner, Sr.	177	317	.558	19	10	2293
2000 Robby Hampton, So.	145	261	.556	3	8	1548
2001 Zak Clark, So.	88	179	.492	6	4	1000
2002 Matt Jones, So.	122	234	.521	16	8	1592
2003 Matt Jones, Jr.	132	230	.574	18	8	1917
2004 Matt Jones, Sr.	151	264	.572	15	12	2073
2005 Robert Johnson, So.	89	158	.563	5	6	876



Junior Robert Johnson returns this year after passing for 876 yards and five touchdowns last season.

RECEIVING

PLAYER	REC	YDS	TD
1929 Wear Schoonover	33	342	7
1936 Jim Benton	35	489	5
1937 Jim Benton	48	814	7
1945 John Hoffman	11	196	0
1946 Clyde Scott	11	183	0
Alton Baldwin	10	213	2
1947 Ross Pritchard	15	266	4
1948 Ross Pritchard	17	311	5
1949 Pat Summerall, Jr.	17	298	3
1950 Bill Jurney, Jr.	22	335	3
1951 Pat Summerall, Sr.	24	358	3
1952 Lewis Carpenter	19	335	2
1953 Floyd Sagely, Sr.	30	542	3
1954 Preston Carpenter, Jr.	21	234	2
1955 Preston Carpenter, Sr.	11	155	0
1956 Ronnie Underwood, Jr.	7	154	2
1957 Billy Kyser, So.	10	179	1
1958 Charlie Barnes, So.	15	175	2
1959 Steve Butler, Jr.	9	107	2
1960 Jimmy Collier, Jr.	17	356	3
1961 Lance Alworth, Sr.	18	320	3
1962 Jerry Lamb, So.	23	378	4
1963 Jerry Lamb, Jr.	16	240	2
1964 Jim Lindsey, Jr.	24	331	2
1965 Bobby Crockett, Sr.	30	487	3
1966 Tommy Burnett, Sr.	29	401	2
1967 Max Peacock, Sr.	30	468	5
1968 Max Peacock, Sr.	39	497	2
Chuck Dicus, So.	38	589	8
1969 Chuck Dicus, Jr.	42	688	4
1970 Chuck Dicus, Sr.	38	577	4
1971 Mike Reppond, Jr.	56	986	3
1972 Mike Reppond, Sr.	36	475	4
1973 Jack Ettinger, Sr.	28	411	1
1974 Freddie Douglas, Jr.	15	332	3
1975 Freddie Douglas, Sr.	13	232	0
1976 Charles Clay, So.	7	174	1
1977 Donny Bobo, So.	22	454	5
1978 Robert Farrell, Jr.	13	229	4
Jerry Eckwood, Sr.	13	99	0
1979 Gary Stiggers, Jr.	23	221	1
Robert Farrell, Sr.	21	401	1
1980 Bobby Duckworth, Sr.	20	461	2
Gary Anderson, So.	23	153	0
1981 Darryl Mason, Sr.	23	285	3
Gary Anderson, Jr.	26	263	3
1982 Derek Holloway, Sr.	21	529	2
Gary Anderson, Sr.	26	486	4
1983 Mark Mistler, Sr.	33	401	2
1984 James Shibest, So.	51	907	7
1985 James Shibest, Jr.	20	446	2
1986 James Shibest, Sr.	22	473	0
1987 Derek Russell, Fr.	16	297	3
1988 Tim Horton, Jr.	16	319	1
Derek Russell, Fr.	15	396	1
1989 Tim Horton, Jr.	23	454	0
1990 Derek Russell, Fr.	43	897	8
1991 Ron Dickerson, Jr.	25	372	3
1992 Kirk Botkin, Jr.	33	257	0
Ron Dickerson, Sr.	32	437	4
1993 J.J. Meadors, So.	28	429	3
1994 J.J. Meadors, Jr.	43	613	5
1995 Anthony Eubanks, So.	43	596	4
1996 Anthony Eubanks, Jr.	51	809	5
1997 Anthony Eubanks, Sr.	51	870	5
1998 Anthony Lucas, Jr.	43	1004	10
Michael Williams, Jr.	44	560	5
1999 Anthony Lucas, Sr.	37	822	5
2000 Bob Williams, Sr.	52	739	7
2001 George Wilson, Fr.	40	568	3
2002 George Wilson, So.	49	626	7
2003 George Wilson, Jr.	50	900	6
2004 Steven Harris, Sr.	37	617	4
Marcus Monk, Fr.	37	569	6
2005 Peyton Hillis, So.	38	402	4
Marcus Monk, So.	35	476	7

2006



RAZORBACK FOOTBALL



RECORDS

INDIVIDUAL RECORDS-YEARLY LEADERS

SCORING

	PLAYER	TD	PAT	FG	PTS
1915	Gene Davidson	3	2	0	20
1916	Gene Davidson	12	13	0	85
1917	Gene Davidson	12	5	0	77
1925	George Cole	3	4	7	43
1926	George Cole	9	15	1	72
1927	George Cole	11	16	1	85
1928	Garland Beavers	13	0	0	78
1929	Richard Miller	13	0	0	78
1930	Homer Ledbetter	4	0	0	24
1931	Homer Ledbetter	8	0	0	48
1932	Joe Biddle	4	1	0	25
1933	Ralph LaForge	9	3	0	57
1934	Elvin Geiser	2	5	1	20
1935	Allan Keen	6	0	0	30
1936	Ralph Rawlings	6	0	0	30
	Jim Benton	6	0	0	30
1937	Jim Benton	6	0	0	30
1938	Neil Martin	3	0	0	18
1939	O'Neil Adams	4	0	0	24
1940	Howard Hickey	3	2	0	20
1941	Frank Delmonego	1	13	1	22
1942	Bob Forte	3	0	0	18
1943	Alton Baldwin	5	0	0	30
1944	Alton Baldwin	5	0	0	30
1945	Alton Baldwin	5	0	0	30
1946	Aubrey Fowler	3	11	0	29
1947	Clyde Scott	6	0	0	36
1948	Leon Campbell	9	0	0	54
1949	Don Logue, So.	6	0	0	36
1950	Bill Jurney, Jr.	4	0	0	24
1951	Buddy Sutton, Jr.	6	0	0	36
1952	Lamar McHan, Jr.	4	0	0	24
	Lewis Carpenter	4	0	0	24
1953	Lamar McHan, Sr.	4	8	0	32
1954	George Walker, So.	7	6	0	48
1955	George Walker, Jr.	4	14	1	41
1956	Gerald Nesbitt, Jr.	7	7	0	49
1957	Gerald Nesbitt, Jr.	7	9	0	51
1958	Donnie Stone, Sr.	5	0	0	30
1959	Jim Mooty, Sr.	5	0	0	30
1960	Mickey Cissell, So.	0	21	2	27
1961	Mickey Cissell, Jr.	1	21	2	33
1962	Billy Moore, Sr.	14	0	0	84
1963	Bill Gray, Jr.	5	0	0	30
1964	Tom McKnelly, Sr.	0	29	6	47
1965	Bobby Burnett, Sr.	16	0	0	96
1966	David Dickey, So.	8	0	0	48
1967	David Dickey, Jr.	16	0	0	96
1968	Bill Burnett, So.	16	0	0	96
1969	Bill Burnett, Jr.	20	0	0	120
1970	Bill McClard, Jr.	0	50	10	80
1971	Bill McClard, Sr.	0	35	12	71
1972	Mike Kirkland	0	26	8	50
1973	Mike Kirkland	3	5	3	34
1974	Steve Little, Fr.	0	29	12	65
1975	Steve Little, So.	0	32	11	65
1976	Steve Little, Jr.	0	23	11	56
1977	Steve Little, Sr.	0	37	19	94
1978	Ish Ordonez, So.	0	39	13	78
1979	Ish Ordonez, Jr.	0	26	18	80
1980	Ish Ordonez, Sr.	0	23	13	62
1981	Bruce Lahay, Sr.	0	31	19	88
1982	Gary Anderson, Sr.	9	0	0	54
1983	Greg Horne, Fr.	0	16	14	58
1984	Greg Horne, So.	0	14	10	44
1985	James Rouse, Fr.	9	1	0	56
1986	Kendall Trainor, So.	0	39	10	69
1987	James Rouse, Jr.	17	0	0	102
1988	Kendall Trainor, Sr.	0	30	24	102
1989	Todd Wright, Fr.	0	38	20	98
1990	Todd Wright, So.	0	24	11	57
1991	Todd Wright, Jr.	0	14	12	50
1992	Todd Wright, Sr.	0	11	17	62
1993	Oscar Malone, So.	5	0	0	30

	PLAYER	TD	PAT	FG	PTS
1994	Lance Ellison, Sr.	0	24	6	42
1995	Madre Hill, So.	16	0	0	96
1996	Todd Latourette, So.	0	18	9	45
1997	Todd Latourette, Jr.	0	20	7	41
1998	Todd Latourette, Sr.	0	41	17	92
1999	Tony Dodson, Sr.	0	31	12	67
2000	Boo Williams, Sr.	7	1	0	42
2001	Brennan O'Donohoe, So.	0	29	12	65
2002	David Carlton, Jr.	0	28	12	64
2003	Chris Balseiro, So.	0	40	11	73
2004	Chris Balseiro, Jr.	0	40	4	52
2005	Chris Balseiro, Sr.	0	31	13	70



Peyton Hillis was Arkansas' top punt returner in 2005 in addition to leading the club with 38 receptions.

PUNT RETURNS

	PLAYER	NO	YDS	AVG	TD
1945	Bud Canada	21	264	12.5	—
1946	Aubrey Fowler	22	247	11.2	—
1947	Aubrey Fowler	23	395	17.1	—
1948	Ross Pritchard	10	203	20.3	—
1949	Jim Rinehart, So.	21	230	10.9	—
1950	Johnny Cole, So.	16	293	18.3	1
1951	Johnny Cole, Jr.	15	233	15.5	—
1952	Johnny Cole, Sr.	8	68	8.5	—
1953	Lamar McHan, Sr.	21	233	11.1	—
1954	George Walker, So.	8	142	17.3	1
1955	Don Horton, So.	7	173	24.7	—
1956	Rogers Overby, Sr.	11	121	11.0	—
1957	Donnie Stone, Jr.	7	80	11.4	—
	George Walker, Sr.	7	100	14.3	—
1958	Jim Mooty, Jr.	9	77	8.5	—
	Freddy Akers, Jr.	8	91	11.4	—
1959	Lance Alworth, So.	5	47	9.4	—
1960	Lance Alworth, Jr.	18	307	17.1	—
1961	Lance Alworth, Sr.	28	336	12.0	—
1962	Ken Hatfield, So.	7	198	28.3	—
	George Rea Walker, So.	7	200	28.6	—
1963	Ken Hatfield, Jr.	21	350	16.7	—
1964	Ken Hatfield, Sr.	31	518	16.7	—
1965	Jack Brasuell, Sr.	21	285	13.6	—
1966	Martine Bercher, Sr.	24	375	15.6	—
1967	Gary Adams, Jr.	28	290	10.4	—
1968	Gary Adams, Sr.	28	215	10.2	2
1969	Terry Stewart, Sr.	19	134	7.1	—
1970	Jerry Moore, Sr.	15	191	12.8	0
1971	Jack Morris, Sr.	24	216	9.0	0
1972	John Mosely, Sr.	19	182	9.6	0

	PLAYER	NO	YDS	AVG	TD
1973	Floyd Hogan, Jr.	8	64	8.0	0
	Teddy Barnes, So.	11	46	4.2	0
1974	Floyd Hogan, Sr.	27	128	4.7	0
1975	Jerry Eckwood, So.	15	105	7.0	0
1976	Vaughn Lusby, So.	29	161	5.6	0
1977	Vaughn Lusby, Jr.	36	294	8.2	0
1978	Vaughn Lusby, Sr.	21	170	8.1	0
1979	Gary Anderson, Fr.	34	286	8.4	1
1980	Gary Anderson, So.	23	244	10.6	0
1981	Gary Anderson, Jr.	29	252	8.7	0
1982	Gary Anderson, Sr.	29	222	7.7	0
1983	Bobby Joe Edmonds, So.	23	177	7.7	0
1984	Bobby Joe Edmonds, Jr.	25	294	11.8	0
1985	Bobby Joe Edmonds, Sr.	40	466	11.7	0
1986	James Shibest, Sr.	20	211	10.6	0
1987	Tim Horton, So.	25	224	9.0	0
1988	Tim Horton, Jr.	26	258	9.9	0
1989	Tim Horton, Sr.	20	124	6.2	0
1990	Dean Peevy, Fr.	5	48	9.6	0
	Michael James, Jr.	8	13	1.6	0
1991	Michael James, Sr.	19	272	14.3	1
1992	Orlando Watters, Jr.	36	290	8.1	2
1993	Orlando Watters, Sr.	28	157	5.6	0
1994	Carl Kidd, Sr.	22	165	7.5	0
1995	J.J. Meadors, Sr.	11	52	4.7	0
1996	Anthony Eubanks, Jr.	21	101	4.8	0
1997	Jeromy Flowers, So.	25	157	6.3	0
1998	Rossi Morreale, So.	18	130	7.2	0
1999	Rossi Morreale, Jr.	14	79	5.6	0
2000	Steadman Campbell, So.	16	103	6.4	0
2001	Marvin Jackson, Jr.	27	265	9.8	1
2002	DeCori Birmingham, So.	28	342	12.2	0
2003	Marvin Jackson, Sr.	26	329	12.7	1
2004	DeCori Birmingham, Sr.	17	115	6.8	0
2005	Peyton Hillis, So.	16	165	10.3	0

*Leader in punt returns yards if different from return leader

KICKOFF RETURNS

	PLAYER	NO	YDS	AVG	TD
1946	Clyde Scott	6	140	23.3	—
1947	Clyde Scott	8	196	24.5	—
1948	Clyde Scott	8	195	24.4	—
1949	Joe Dugan, So.	6	138	23.0	—
	Joe Baldrige, So.	6	152	25.3	—
1950	Buddy Rogers, Sr.	9	146	16.2	—
1951	Larry Hogue, Jr.	8	144	18.0	—
1952	Jack Troxell, Jr.	7	212	30.3	—
	Lewis Carpenter, Sr.	11	159	14.4	—
1953	Preston Carpenter, So.	5	107	21.4	—
1954	Buddy Benson, So.	6	110	18.3	—
	George Walker, So.	6	154	25.7	—
1955	Ronnie Underwood, Jr.	3	121	40.3	—
	Don Christian, So.	3	83	27.7	—
	George Walker, Jr.	3	65	21.7	—
	Don Horton, So.	3	54	18.0	—
	Joe Thomson, Sr.	3	48	16.0	—
1956	Donnie Stone, So.	11	239	21.7	—
1957	Donnie Stone, Jr.	8	166	20.7	—
1958	Jim Mooty, Jr.	9	210	23.3	—
1959	Jim Mooty, Sr.	8	147	18.4	—
1960	Lance Alworth, Jr.	14	428	30.6	—
1961	Lance Alworth, Sr.	13	300	23.1	0
1962	Ken Hatfield, So.	7	198	28.3	—
	George Walker, So.	7	200	28.6	—
1963	Jack Brasuell, So.	13	329	25.3	0
1964	Ken Hatfield, Sr.	12	253	21.1	—
1965	Jack Brasuell, Sr.	6	93	15.5	—
1966	David Dickey, So.	7	164	23.4	—
1967	David Dickey, Jr.	13	294	22.6	—
1968	Bill Burnett, So.	12	206	17.2	—
1969	Bill Burnett, Jr.	6	134	22.3	0
1970	Jon Richardson, So.	11	151	22.1	0
1971	Dickey Morton, So.	9	269	29.9	1
1972	Jon Richardson, Sr.	22	501	22.8	0
1973	Dickey Morton, Sr.	12	278	23.2	0





RECORDS

INDIVIDUAL RECORDS-YEARLY LEADERS

PLAYER	NO	YDS	AVG	TD
1974 Barnabus White, So.	7	119	17.0	—
1975 Teddy Barnes, Sr.	10	218	21.8	—
1976 Barnabus White, Jr.	13	256	19.7	0
1977 Gary Stiggers, Fr.	7	109	15.6	0
1978 Thomas Brown, Fr.	15	354	23.6	1
1979 Gary Anderson, Fr.	16	343	21.4	0
1980 Derek Holloway, So.	17	407	23.9	1
1981 Derek Holloway, Jr.	20	419	21.0	0
1982 Derek Holloway, Sr.	12	262	21.8	0
1983 Carl Miller, So.	11	300	27.3	1
1984 Carl Miller, Jr.	18	390	21.7	0
1985 Carl Miller, Sr.	14	326	23.3	0
1986 Marshall Foreman, Sr.	11	270	24.5	0
Donnie Centers, Jr.	11	279	25.4	0
1987 James Rouse, Jr.	12	244	20.3	0
1988 Barry Foster, So.	23	445	19.3	0
1989 Barry Foster, Jr.	20	445	22.3	0
1990 Tracy Caldwell, Fr.	17	317	18.6	0
1991 Freddie Bradley, Jr.	16	388	24.3	0
1992 Ron Dickerson, Sr.	20	497	24.9	0
1993 Orlando Watters, Sr.	18	392	21.8	0
1994 Madre Hill, Fr.	7	223	31.9	1
1995 Cory Nichols, Fr.	19	399	21.0	0
1996 Ontraia Moss, Fr.	14	296	21.1	0
1997 Mark Henderson, Fr.	15	284	18.9	0
1998 Rod Stinson, So.	7	156	22.3	0
Hubert Loudermilk, Jr.	8	155	19.4	0
1999 Cedric Cobbs, Fr.	12	328	27.3	1
2000 Steven Harris, Fr.	20	420	21.0	0
2001 Lawrence Richardson, Fr.	18	416	23.1	1
2002 DeCori Birmingham, So.	28	638	22.8	0
2003 Cedric Washington, Fr.	25	497	19.9	0
2004 Cedric Washington, So.	11	204	18.5	0
DeCori Birmingham, Sr.	10	217	21.7	0
2005 Felix Jones, Fr.	17	543	31.9	1

*Leader in kickoff return yards if different from return leader

PLAYER	PUNTS	YARDS	AVG.
1973 Tommy Cheyne, So.	63	2312	36.7
1974 Mike Kirkland, Jr.	45	1812	40.3
1975 Tommy Cheyne, Sr.	37	1590	43.0
1976 Steve Little, Jr.	63	2797	44.4
1977 Steve Little, Sr.	48	2127	44.3
1978 Bruce Lahay, So.	54	2185	40.5
1979 Steve Cox, Jr.	42	1840	43.8
1980 Steve Cox, Sr.	47	2186	46.5
1981 Bruce Lahay, Sr.	63	2436	38.7
1982 Brad Taylor, So.	60	2451	40.9
1983 Brad Taylor, Jr.	38	1639	43.1
Greg Horne, Fr.	26	1152	44.3
1984 Greg Horne, So.	51	2234	43.8
1985 Greg Horne, Jr.	54	2301	42.6
1986 Greg Horne, Sr.	49	2313	47.2
1987 Kendall Trainor, Jr.	58	2285	39.4
1988 Allen Meacham, Jr.	53	2203	41.6
1989 Allen Meacham, Sr.	37	1398	37.8
1990 Pete Raether, Fr.	24	969	40.4
1991 Pete Raether, Sr.	65	2836	43.6
1992 Pete Raether, Jr.	68	2938	43.2
1993 Doyle Preston, So.	56	2109	37.7
1994 Matt Wait, Fr.	54	2190	40.6
1995 Matt Wait, So.	59	2275	38.6
1996 Matt Wait, Jr.	69	2777	40.3
1997 Matt Wait, Sr.	70	2935	41.9
1998 Chris Akin, Jr.	48	1883	39.2
1999 Richie Butler, Fr.	30	1199	40.0
2000 Richie Butler, So.	65	2784	42.8
2001 Richie Butler, Jr.	67	2848	42.5
2002 Richie Butler, Sr.	69	2715	39.3
2003 Jacob Skinner, Fr.	52	2074	39.9
2004 Jacob Skinner, So.	29	1062	36.6
Jeremy Davis, Fr.	25	979	39.2
2005 Jacob Skinner, Jr.	50	2091	41.8

PLAYER	FGM	FGA	PCT
1987 Kendall Trainor, Jr.	13	20	.650
1988 Kendall Trainor, Sr.	24	27	.889
1989 Todd Wright, Fr.	20	23	.870
1990 Todd Wright, So.	11	14	.786
1991 Todd Wright, Jr.	12	17	.706
1992 Todd Wright, Sr.	17	25	.680
1993 Lance Ellison, Jr.	4	10	.400
1994 Lance Ellison, Sr.	6	15	.400
1995 Todd Latourette, Fr.	14	21	.667
1996 Todd Latourette, So.	9	14	.643
1997 Todd Latourette, Jr.	7	12	.583
1998 Todd Latourette, Sr.	17	24	.708
1999 Tony Dodson, Sr.	12	18	.667
2000 Brennan O'Donohoe, Fr.	4	6	.667
2001 Brennan O'Donohoe, So.	12	17	.706
2002 David Carlton, So.	12	16	.750
2003 Chris Balseiro, So.	11	15	.733
2004 Chris Balseiro, Jr.	4	7	.571
2005 Chris Balseiro, Sr.	13	18	.708



Senior linebacker Sam Olajubutu is back after leading the team with 118 tackles and 14.5 tackles for loss a year ago.

PUNTING

PLAYER	PUNTS	YARDS	AVG.
1937 Kay Eakin	28	1121	40.0
1938 Kay Eakin	41	1688	41.4
1943 Harold Cox	42	1745	41.7
1945 Alton Baldwin	32	1077	33.6
1946 Aubrey Fowler	64	2218	34.6
1947 Aubrey Fowler	47	1693	36.0
1948 Harold Cox	39	1431	36.7
Gordon Long	22	881	40.0
1949 Louis Schaufele, Jr.	59	2273	38.4
1950 Louis Schaufele, Sr.	60	2316	38.4
1951 Lamar McHan, So.	64	2377	37.1
1952 Bob St. Pierre	22	844	38.4
Lamar McHan, Jr.	35	1276	36.5
1953 Lamar McHan, Sr.	46	1851	40.2
1954 George Walker, So.	49	1953	39.9
1955 Gerald Nesbitt, So.	13	609	46.8
George Walker, Jr.	47	1779	37.9
1956 Gerald Nesbitt, Jr.	12	484	40.3
Don Christian, Jr.	25	975	39.0
1957 Gerald Nesbitt, Sr.	32	1343	41.9
1958 Mike Cooney, Sr.	39	1515	38.8
1959 Lance Alworth, So.	37	1313	35.5
1960 Lance Alworth, Jr.	48	1602	33.4
1961 Tommy Moore, So.	17	634	37.3
Lance Alworth, Sr.	32	1132	35.3
1962 Tommy Moore, Jr.	38	1467	38.6
1963 Tommy Moore, Sr.	51	1810	35.5
1964 Bobby Nix, Jr.	50	1823	36.5
1965 Bobby Nix, Sr.	53	2158	40.7
1966 Paul Conner, Jr.	52	2076	40.0
1967 Paul Conner, Sr.	63	2249	35.7
1968 Cary Stockdell, Jr.	55	2195	39.9
1969 Cary Stockdell, Sr.	52	1949	37.5
1970 Ken Curry, Sr.	34	1255	36.9
1971 Drew Toole, So.	45	1573	34.9
1972 Drew Toole, Jr.	49	1838	37.5

FIELD GOALS

PLAYER	FGM	FGA	PCT
1950 Pat Summerall, Jr.	1	NA	NA
1951 Pat Summerall, Sr.	4	NA	NA
1952 Carl Mazza	2	NA	NA
1953 None			
1954 Preston Carpenter, Jr.	1	NA	NA
1955 George Walker, Jr.	1	NA	NA
1956 None			
1957 None			
1958 None			
1959 Freddy Akers, Sr.	2	NA	NA
1960 Mickey Cissel, So.	2	NA	NA
1961 Mickey Cissel, Jr.	2	NA	NA
1962 Tom McKnelly, So.	3	NA	NA
1963 Tom McKnelly, Jr.	1	4	.250
1964 Tom McKnelly, Sr.	6	NA	NA
1965 Ronnie South, Jr.	5	NA	NA
1966 Bob White, So.	5	7	.714
1967 Bob White, Jr.	3	6	.500
1968 Bob White, Sr.	4	7	.571
1969 Bill McClard, So.	7	9	.778
1970 Bill McClard, Jr.	10	15	.667
1971 Bill McClard, Sr.	12	22	.545
1972 Mike Kirkland, Fr.	8	16	.500
1973 Mike Kirkland, So.	3	12	.250
1974 Steve Little, Fr.	12	16	.750
1975 Steve Little, So.	11	20	.550
1976 Steve Little, Jr.	11	23	.478
1977 Steve Little, Sr.	19	30	.633
1978 Ish Ordenez, So.	13	19	.684
1979 Ish Ordenez, Jr.	18	22	.818
1980 Ish Ordenez, Sr.	13	21	.619
1981 Bruce Lahay, Sr.	19	24	.792
1982 Ernie Villarreal, Fr.	4	10	.400
1983 Greg Horne, So.	14	22	.636
1984 Greg Horne, Jr.	10	18	.556
1985 Greg Horne, Sr.	5	13	.385
1986 Kendall Trainor, So.	10	13	.769

TACKLES

PLAYER	UA	AT	TOTAL
1960 LB Wayne Harris,	62	112	174
1961 LB Danny Brabham, Jr.	25	45	80
1962 E Jim Grizzle, Jr.	19	65	84
1963 LB Ronnie Caveness, Jr.	34	120	154
1964 LB Ronnie Caveness, Sr.	87	68	155
1965 T Loyd Phillips, Jr.	42	58	100
1966 T Loyd Phillips, Sr.	58	39	97
1967 LB Lynn Garner, So.	27	83	110
1968 LB Cliff Powell, So.	72	82	154
1969 LB Cliff Powell, Jr.	70	64	134
1970 not available			
1971 not available			
1972 not available			
1973 T Jon Rhiddlehoover, Jr.	81	48	129
1974 T Jon Rhiddlehoover, Sr.	58	49	107
1975 T Mike Campbell, Sr.	85	35	120
1976 LB Curtis Townsend, Sr.	67	52	110
1977 LB Larry Jackson, Jr.	86	37	123
1978 LB Larry Jackson, Sr.	64	38	102
1979 LB Mike Massey, Sr.	46	38	84
LB Teddy Morris, So.	59	25	84
1980 T Richard Richardson, So.	40	48	88
1981 LB Teddy Morris, Sr.	46	26	72
E Billy Ray Smith, Jr.	50	22	72
1982 LB Bert Zinamon, Jr.	47	63	110
1983 LB Milton Fields, Sr.	57	56	113
1984 LB David Bazzel, Jr.	62	51	113
LB Nick Miller, Jr.	55	58	113
1985 LB Nick Miller, Sr.	59	53	112

2006



RAZORBACK FOOTBALL





RECORDS

INDIVIDUAL RECORDS-YEARLY LEADERS

PLAYER	UA	AT	TOTAL
1986 LB Rickey Williams, Jr.	67	43	110
1987 LB Rickey Williams, Sr.	87	53	140
1988 LB LaSalle Harper, Sr.	61	58	119
1989 LB Mick Thomas, So.	57	40	97
1990 LB Mick Thomas, Jr.	74	62	136
1991 LB Mick Thomas, Sr.	55	42	97
1992 LB Kevin Kempf, Jr.	51	51	102
1993 LB Darwin Ireland, Sr.	37	56	93
1994 LB Mark Smith, So.	35	44	79
1995 LB Mark Smith, Jr.	60	55	115
1996 NG Melvin Bradley, So.	51	38	89
1997 NG Melvin Bradley, Jr.	44	27	71
1998 FS Kenoy Kennedy, Jr.	66	29	95
1999 FS Kenoy Kennedy, Sr.	58	40	98
2000 FS Ken Hamlin, Fr.	57	47	104
2001 LB Jermaine Petty, Sr.	80	60	140
2002 FS Ken Hamlin, Jr.	97	62	159
2003 LB Caleb Miller, Sr.	84	49	133
2004 FS Vickiel Vaughn, Jr.	47	19	66
2005 LB Sam Olajubutu, Sr.	69	49	118

TACKLES FOR LOSS

PLAYER	TFL	YARDS
1974 E Johnnie Meadors, So.	14	59
1975 E Johnnie Meadors, Jr.	10	54
1976 E Dennis Winston, Sr.	13	50
1977 T Jimmy Walker, Jr.	15	87
1978 T Jimmy Walker, Sr.	19	125
1979 T Jim Elliott, Jr.	13	88
1980 E Billy Ray Smith, So.	17	86
1981 E Billy Ray Smith, Jr.	19	128
1982 E Billy Ray Smith, Sr.	15	85
1983 T Ron Fautrot, Sr.	10	52
1984 E Ravin Caldwell, Jr.	10	57
NG Tony Chericco, Fr.	10	40
1985 LB David Dudley, Jr.	7	36
LB Nick Miller, Sr.	7	15
LB Rickey Williams, So.	7	40
1986 T Wayne Martin, So.	10	47
1987 T Wayne Martin, Jr.	9	32
1988 T Wayne Martin, Sr.	18	110
1989 NG Chad Rolen, Jr.	10	63
1990 LB Ray Lee Johnson, So.	6	20
NG Owen Kelly, So.	6	28
1991 T Henry Ford, So.	14	62
1992 LB Ray Lee Johnson, Sr.	17	89
1993 E Henry Ford, Sr.	23	116
1994 E Marcus Adair, Jr.	12	77
E Steven Conley, Jr.	12	76
1995 E Steven Conley, Sr.	23	175
1996 NG Melvin Bradley, So.	14	60



Senior end Anthony Brown was limited to just six games due to injury last year, but was fourth on the team with seven tackles for loss.

1997 E Geno Bell, Sr.	10	28
E Ryan Hale, Jr.	10	42
1998 DE Carlos Hall, Fr.	11	61
LB C.J. McLain, Sr.	11	55
1999 DE Randy Garner, Jr.	13	50
2000 LB Quinton Caver, Sr.	10	36
2001 LB Jermaine Petty, Sr.	13	30
2002 DE Gavin Walls, Sr.	11	50
2003 LB Caleb Miller, Sr.	15	38
2004 DE Jeb Hucekeba, Sr.	13	51
2005 LB Sam Olajubutu, Jr.	14.5	40

SACKS

PLAYER	SACKS	YARDS
1983 T Ron Fautrot, Sr.	7	-
1984 E Ravin Caldwell, Jr.	5.5	-
1985 LB Rickey Williams, So.	5	-
1986 T Wayne Martin, So.	6	-
1987 T Wayne Martin, Jr.	6.5	-
1988 T Wayne Martin, Sr.	13	-
1989 T Scott Long, Fr.	7	41
1990 T Scott Long, So.	4	16
1991 E Henry Ford, So.	8	50
1992 DE Ray Lee Johnson, Sr.	11	73
1993 E Henry Ford, Sr.	14	85
1994 E Marcus Adair, Jr.	7	51
E Steven Conley, Jr.	7	63
1995 E Steven Conley, Sr.	14	122
1996 NG Melvin Bradley, So.	7	47
1997 E Ryan Hale, Jr.	5	26
1998 LB C.J. McLain, Sr.	7	48
1999 E Randy Garner, Jr.	5.5	28
2000 Six with two		
2001 DT Jermaine Brooks, Jr.	3.5	19
2002 DE Gavin Walls, Sr.	6	34
2003 DE Justin Scott, Sr.	3	14
2004 DE Jeb Hucekeba, Sr.	6.5	41
2005 DE Desmond Sims, Jr.	5.5	33

INTERCEPTIONS

PLAYER	INT.	YARDS	TD
1948 Gordon Long	4	60	0
1949 Jim Rinehart, So.	10	106	0
1950 not available			
1951 not available			
1952 Johnny Cole, Sr.	3	33	0
Edsel Nix, Jr.	3	13	0
1953 Floyd Sagely, Sr.	3	51	0
1954 George Walker, So.	6	90	0
1955 Don Christian, Jr.	4	83	0
1956 Gerald Nesbitt, Jr.	4	95	0
1957 George Walker, Sr.	2	18	0
1958 HB Don Horton, Sr.	2	24	0
Jim Mooty, Jr.	2	8	0
1959 not available			
1960 George McKinney, Jr.	2	23	0
1961 HB Billy Moore, Jr.	3	-	-
1962 HB Ken Hatfield, So.	3	-	-
1963 HB Ken Hatfield, Jr.	3	45	0
1964 HB Bill Gray, Sr.	3	22	0
1965 LB Joe Black, Jr.	4	-	-
HB Tommy Trantham, So.	4	-	-
1966 HB Gary Adams, So.	7	93	0
1967 HB Tommy Trantham, Sr.	6	104	0
1968 HB Gary Adams, Sr.	5	6	0
HB Jerry Moore, So.	5	104	1
1969 MM Bobby Field, Jr.	4	70	0
1970 HB David Hogue, Jr.	6	45	1
1971 CB Louis Campbell, Jr.	7	86	1
1972 SS Mark Hollingsworth, Sr.	4	39	0
1973 CB Rollen Smith, Jr.	4	27	0
1974 FS Floyd Hogan, Sr.	2	92	0
1975 CB Tommy Harris, Sr.	3	28	0
1976 Six with two (no TDs)			
1977 CB Vaughn Lusby, Jr.	3	0	0
LB Mike Massey, So.	3	31	0

PLAYER	INT.	YARDS	TD
1978 E William Hampton, Sr.	3	30	0
1979 FS Kevin Evans, Jr.	4	54	0
1980 FS Kevin Evans, Sr.	2	21	0
1981 DB Danny Walters, Jr.	4	98	1
1982 DB Keith Burns, Sr.	4	10	0
1983 DB Greg Gaston, So.	3	7	0
S Greg Lasker, So.	3	72	0
DB Charles Washington, Fr.	3	0	0
1984 CB Kevin Wyatt, Jr.	5	22	0
1985 LB David Dudley, Jr.	3	79	1
CB Kevin Wyatt, Sr.	3	59	1
1986 CB Charles Washington, Sr.	5	32	0
1987 S Steve Atwater, Jr.	4	53	1
1988 R Patrick Williams, Jr.	6	57	1
1989 CB Anthony Cooney, Sr.	3	14	0
1990 CB Michael James, Jr.	2	21	0
1991 CB Michael James, Sr.	5	75	1
1992 CB Dean Peevy, So.	5	37	0
1993 CB Orlando Watters, Sr.	6	185	2
1994 LB Mark Smith, So.	2	16	0
1995 CB Spencer Brown, Sr.	5	43	0
1996 CB Marcus Campbell, Jr.	5	52	0
1997 CB Marcus Campbell, Sr.	2	(-12)	0
B Jeromy Flowers, So.	2	36	0
CB Ontraia Moss, So.	2	19	0
1998 R Zac Painter, Sr.	5	36	0
1999 CB David Barrett, Sr.	3	45	1
FS Kenoy Kennedy, Sr.	3	97	0
2000 Four with two (one TD, Eddie Jackson)			
2001 FS Ken Hamlin, So.	3	33	0
CB Lawrence Richardson, Fr.	3	45	1
2002 FS Ken Hamlin, Jr.	4	33	0
CB Lawrence Richardson, So.	4	25	0
2003 Ahmad Carroll, Jr.	3	0	0
2004 FS Vickiel Vaughn, Jr.	2	92	0
SS Lerinezo Robinson, Jr.	2	29	0
CB Michael Coe, So.	2	7	0
2005 CB Vickiel Vaughn, Sr.	4	13	0



Junior end Jamaal Anderson had six of his 10.5 tackles for loss in the last three weeks of the 2005 season.

PASSES BROKEN UP

PLAYER	PBU
1961 C Tommy Brasher, So.	5
1962 HB Ken Hatfield, Jr.	5
Mike Parker, Jr.	5
1963 MM Charles Daniel, Jr.	4
Tommy Moore, Sr.	4
Mike Parker, Sr.	4
1964 HB Bill Gray, Sr.	9
1965 MM Mike Jordan, Jr.	9
1966 HB Gary Adams, So.	8
1967 HB Tommy Trantham, Sr.	12

2006

UNIVERSITY OF ARKANSAS





RECORDS

INDIVIDUAL RECORDS-YEARLY LEADERS



Junior cornerback Chris Houston tied for the team lead with eight passes broken up last year.



Junior cornerback John Johnson was one of 10 Razorbacks with a forced fumble last season.



Junior tackle Marcus Harrison has 43 yards in fumble returns the last two years.

PLAYER	PBU
1968 HB Jerry Moore, So.	8
1969 not available	
1970 not available	
1971 not available	
1972 not available	
1973 not available	
1974 Brad Thomas, Jr.	8
1975 Howard Sampson, Jr.	8
1976 Bo Busby, Sr.	6
Patrick Martin, Jr.	6
1977 SS Howard Sampson, Sr.	7
1978 CB Brad Shoup, Sr.	6
1979 S Kevin Evans, Jr.	8
1980 CB Trent Bryant, Sr.	6
1981 SS Keith Burns, Jr.	8
1982 CB Danny Walters, Sr.	7
1983 CB Greg Gaston, So.	6
CB Kevin Wyatt, So.	6
1984 S Greg Lasker, Jr.	11
1985 S Greg Lasker, Sr.	10
1986 S Steve Atwater, So.	12
1987 R Odis Lloyd, Jr.	9
1988 S Steve Atwater, Sr.	9
1989 S Aaron Jackson, Jr.	10
1990 CB Curtis Banks, Jr.	3
CB Pat Burris, Sr.	3
1991 CB Orlando Watters, So.	6
1992 CB Dean Peevy, So.	4
1993 CB Orlando Watters, Sr.	8
1994 CB Tracy Cantlope, Jr.	4
1995 CB Spencer Brown, Sr.	7
1996 CB Marcus Campbell, Jr.	11
1997 CB Marcus Campbell, Sr.	9
1998 CB David Barrett, Jr.	8
1999 FS Kenoy Kennedy, Sr.	10
2000 SS D'Andre Berry, Jr.	12
2001 CB Lawrence Richardson, Fr.	20
2002 CB Lawrence Richardson, So.	13
2003 CB Eddie Jackson, Sr.	10
2004 LB Sam Olajubutu, Jr.	4
2005 CB Michael Coe, Jr.	8
CB Chris Houston, So.	8

FORCED FUMBLES

PLAYER	FF
1984 R Nathan Jones, Sr.	4
LB Nick Miller, Sr.	4

PLAYER	FF
1985 T Rodney Beachum, Sr.	4
1986 T Wayne Martin, So.	2
T David Schell, Jr.	2
LB Rickey Williams, Jr.	2
1987 T Wayne Martin, Jr.	2
1988 T Wayne Martin, Sr.	7
1989 Seven players	1
1990 E Ken Benson, Sr.	2
FS Ben Floor, Sr.	2
1991 Six players	1
1992 LB Tyrone Chatman, Jr.	4
1993 E Henry Ford, Sr.	3
1994 Four with two	
1995 E Geno Bell, Jr.	2
LB Mark Smith, Jr.	2
1996 LB C.J. McLain, So.	2
1997 LB C.J. McLain, Jr.	3
1998 R Zac Painter, Sr.	3
1999 B Jeromy Flowers, Sr.	3
FS Kenoy Kennedy, Sr.	3
2000 Five with one	
2001 FS Ken Hamlin, So.	4
2002 FS Ken Hamlin, Jr.	4
2003 LB Caleb Miller, Sr.	3
2004 Seven with one	
2005 DE Desmond Sims, Jr.	2

FUMBLE RECOVERIES

PLAYER	FR
1961 G Ray Trail, Jr.	4
1962 Billy Moore, Sr.	4
1963 T Jim Williams, So.	4
1964 MG Jimmy Johnson, Sr.	3
1965 LB Joe Black, Jr.	4
1966 T Loyd Phillips, Sr.	3
1967 HB Gary Adams, Jr.	3
MG David Cooper, Sr.	3
LB Lynn Garner, So.	3
1968 T Gordon McNulty, Jr.	4
1969 not available	
1970 not available	
1971 not available	
1972 not available	
1973 not available	
1974 E Ivan Jordan, Jr.	5
1975 E Johnnie Meadors, Jr.	6
1976 T Dale White, So.	4

PLAYER	FR
E Dennis Winston, Sr.	4
1977 T Jimmy Walker, Jr.	3
1978 T Dan Hampton, Sr.	3
LB Mike Massey, Jr.	3
T Dale White, Sr.	3
1979 DB Trent Bryant, Jr.	3
E Jeff Goff, So.	3
1980 LB Jeff Goff, Jr.	3
LB Ed Jackson, So.	3
E Billy Ray Smith, So.	3
1981 LB Steve Douglas, Jr.	3
1982 T Earl Buckingham, Sr.	3
1983 T Ron Faurot, Sr.	3
1984 DE Ravin Caldwell, Jr.	4
1985 T Rodney Beachum, Sr.	2
1986 NG Tony Cherico, Jr.	2
LB Kerry Owens, So.	2
Seven players	1
1988 T Wayne Martin, Sr.	3
1989 R Kirk Collins, So.	2
1990 LB Darwin Ireland, Fr.	5
1991 CB Michael James, Sr.	3
1992 LB Darwin Ireland, Jr.	2
NG Owen Kelly, Sr.	2
SS Mike Nunnerley, Fr.	2
1993 T Henry Ford, Sr.	2
1994 LB Don Bray, Jr.	2
E Steven Conley, Jr.	2
FS Del Delco, Jr.	2
1995 E Marcus Adair, Sr.	2
1996 E D.J. Cooper, Fr.	2
LB C.J. McLain, So.	2
1997 NG Melvin Bradley, Jr.	4
1998 E D.J. Cooper, Jr.	2
CB Rossi Morreale, So.	2
LB Harry Wilson, Sr.	2
1999 CB Orlando Green, So.	2
FS Kenoy Kennedy, Sr.	2
T Sacha Lancaster, So.	2
2000 DE Carlos Hall, Jr.	2
2001 FS Ken Hamlin, So.	3
2002 Four players	2
2003 Seven players	2
2004 LB Pierre Brown, Jr.	2
CB Dallas Washington, Fr.	2
2005 DT Keith Jackson, Jr.	3

2006



RAZORBACK FOOTBALL



RECORDS

INDIVIDUAL RECORDS-YEARLY LEADERS

TOTAL OFFENSE

	Player	RA	YDS	TD	PA	PC	PCT	YDS	TD	Int	Plays	YDS	TD
1935	Jack Robbins	61	345	4	152	95	.625	1219	7	7	213	1564	11
1936	Jack Robbins	73	315	2	104	54	.519	554	4	7	177	869	6
1937	Jack Robbins	57	195	4	130	49	.377	780	8	18	187	910	12
1938	Kay Eakin	119	482	4	193	78	.404	962	5	18	312	1344	9
1946	Ken Holland	112	397	2	44			242	2	—	156	639	4
1947	Clyde Scott	152	659	6	41	14	.341	258	2	1	193	917	8
1948	Clyde Scott	95	670	6	20	9	.450	198	2	2	115	868	8
1949	Geno Mazzanti, Sr.	123	757	3	0	0	.000	0	0	0	123	757	3
1950	Jim Rinehart, Jr.	72	142	2	139	59	.424	756	3	15	211	898	5
1951	Lamar McHan, So.	127	433	4	135	53	.393	724	6	14	262	1157	10
1952	Lamar McHan, Jr.	62	162	4	136	55	.404	743	5	17	198	905	9
1953	Lamar McHan, Sr.	143	409	4	150	78	.520	1107	8	11	293	1516	12
1954	George Walker, So	79	301	7	85	45	.529	603	4	9	164	904	11
1955	Henry Moore, Sr.	134	701	3	0	0	.000	0	0	0	134	701	3
1956	Don Christian, Jr.	96	412	5	53	18	.340	260	2	0	149	672	7
1957	George Walker, Sr.	34	84	3	63	35	.556	587	4	4	97	671	7
1958	James Monroe, Jr.	67	174	3	96	41	.427	512	3	8	163	686	6
1959	Jim Mooty, Sr.	93	519	5	0	0	.000	0	0	0	93	519	5
1960	George McKinney, Jr.	84	193	1	90	39	.433	728	9	6	174	921	10
1961	George McKinney, Sr.	68	244	4	68	32	.471	426	6	5	136	670	10
1962	Billy Moore, Sr.	131	585	14	91	51	.560	673	5	2	222	1258	19
1963	Bill Gray, Jr.	51	36	5	79	34	.430	483	4	5	130	519	9
1964	Fred Marshall, Sr.	104	438	3	94	50	.532	656	4	8	198	1094	7
1965	Jon Brittenum, Jr.	81	224	6	149	75	.503	1103	8	7	230	1327	14
1966	Jon Brittenum, Sr.	81	168	1	143	76	.531	1103	7	7	224	1271	8
1967	Ronnie South, Sr.	55	-38	0	142	84	.592	1159	11	8	197	1121	11
1968	Bill Montgomery, So.	116	239	4	234	134	.572	1595	10	8	350	1834	14
1969	Bill Montgomery, Jr.	92	66	3	173	93	.538	1333	9	7	265	1399	12
1970	Bill Montgomery, Sr.	86	157	6	195	110	.570	1662	10	9	281	1819	16
1971	Joe Ferguson, Jr.	63	39	6	271	160	.590	2203	11	12	334	2242	17
1972	Joe Ferguson, Sr.	73	68	2	254	119	.469	1484	9	15	327	1552	11
1973	Dickey Morton, Sr.	226	1298	5	0	0	.000	0	0	0	226	1298	5
1974	Ike Forte, Jr.	187	974	9	0	0	.000	0	0	0	187	974	9
1975	Ike Forte, Sr.	174	983	10	0	0	.000	0	0	0	174	983	10
1976	Ben Cowins, So.	183	1162	7	0	0	.000	0	0	0	183	1162	7
1977	Ron Calcagni, Jr.	125	546	4	137	73	.533	1147	10	7	262	1693	14
1978	Ron Calcagni, Sr.	153	448	11	103	62	.602	807	4	5	256	1255	15
1979	Kevin Scanlon, Sr.	120	248	7	139	92	.662	1212	9	6	259	1460	16
1980	Tom Jones, So.	95	178	3	166	93	.560	1161	6	8	261	1339	9
1981	Tom Jones, Jr.	68	219	3	109	60	.551	684	7	7	177	903	10
1982	Brad Taylor, So.	74	108	3	141	59	.418	1073	6	9	215	1181	9
1983	Brad Taylor, Jr.	91	-31	3	257	139	.541	1837	9	8	348	1806	12
1984	Brad Taylor, Sr.	109	135	5	147	82	.558	1166	7	11	256	1301	12
1985	Greg Thomas, So.	118	365	1	72	33	.458	554	4	2	190	919	5
1986	Greg Thomas, Jr.	141	461	8	109	67	.615	1032	6	1	250	1493	14
1987	James Rouse, Jr.	182	1004	17	0	0	.000	0	0	0	182	1004	17
1988	Quinn Grovey, So.	110	515	7	98	62	.633	966	4	3	208	1481	11
1989	Quinn Grovey, Jr.	120	565	8	131	72	.550	1149	5	9	251	1714	13
1990	Quinn Grovey, Sr.	104	326	5	235	120	.511	1886	18	10	339	2212	23
1991	Jason Allen, Fr.	47	98	0	102	48	.471	603	6	6	149	701	6
1992	Barry Lunney Jr., Fr.	40	-140	0	189	91	.481	1015	4	5	229	875	4
1993	Barry Lunney Jr., So.	74	140	2	202	104	.515	1241	6	7	276	1381	8
1994	Barry Lunney Jr., Jr.	91	40	2	183	101	.552	1345	11	6	274	1385	13
1995	Barry Lunney Jr., Sr.	112	65	3	292	180	.616	2206	12	10	404	2246	15
1996	Pete Burks, So.	92	74	2	224	115	.513	1464	6	9	316	1464	8
1997	Clint Stoerner, So.	81	-267	2	357	173	.485	2347	12	13	438	2080	14
1998	Clint Stoerner, Jr.	51	-57	1	312	167	.535	2629	26	8	363	2572	27
1999	Clint Stoerner, Sr.	27	-60	2	317	177	.558	2293	19	10	344	2233	21
2000	Robby Hampton, So.	29	-19	1	261	145	.556	1548	13	8	290	1529	14
2001	Zak Clark, So.	22	-42	0	179	88	.492	1000	6	4	201	958	6
2002	Matt Jones, So.	129	614	5	234	122	.521	1592	16	8	363	2206	21
2003	Matt Jones, Jr.	96	707	8	230	132	.574	1917	18	7	326	2624	26
2004	Matt Jones, Sr.	83	622	6	264	151	.572	2073	15	12	347	2695	21
2005	Darren McFadden, Fr.	176	1113	11	0	0	.000	0	0	0	176	1113	11

2006

UNIVERSITY OF ARKANSAS





RUSHING

ATTEMPTS

GAME:

85	TCU (475 yards), 1980
81	Rice (421 yards), 1981
80	Ole Miss (370 yards), 2001
80	Utah State (385 yards), 1975
78	Tulsa (344 yards), 1987
77	Colorado State (410 yards), 1974
77	Oklahoma State (349 yards), 1969
75	Houston (296 yards), 1988
75	Tulsa (365 yards), 1974
75	Texas Tech (527 yards), 1978
75	Texas A&M (266 yards), 1984
75	TCU (316 yards), 1986
74	SMU (422 yards), 1986
73	SMU (512 yards), 1977
73	Rice (410 yards), 1974
72	*Tennessee (361 yards), 1990

*1990 Cotton Bowl

SEASON:

753	1987, (3196 yards in 11 games)
685	1985, (2922 yards in 11 games)
680	1989, (3456 yards in 11 games)
677	1978, (3119 yards in 11 games)
674	1974, (2898 yards in 11 games)
668	1986, (2721 yards in 11 games)
659	1975, (3523 yards in 11 games)
644	1982, (2348 yards in 11 games)
643	2002 (3065 yards in 14 games)
640	1984, (2420 yards in 11 games)
631	1988, (2714 yards in 11 games)

YARDS

GAME:

594	Pittsburg (Kan.) State (54 rushes), 1936
527	TCU (75 rushes), 1978
512	SMU (73 rushes), 1977
503	Northwestern (La.) State (47 rushes), 1947
502	New Mexico (71 rushes), 1987
501	Air Force (62 rushes), 1975
493	Missouri State (51 rushes), 2005
475	TCU (85 rushes), 1980
460	Baylor (68 rushes), 1975
444	TCU (63 rushes), 1989
426	Auburn (45 rushes), 2002
423	Navy (70 rushes), 1981
423	Northwestern (70 rushes), 1981
422	SMU (74 rushes), 1986
421	Rice (81 rushes), 1981
418	Rice (67 rushes), 1976
412	LSU (56 rushes), 1993

SEASON:

3523	1975, (659 rushes in 11 games)
3456	1989, (680 rushes in 11 games)
3196	1987, (753 rushes in 12 games)
3145	2003, (626 rushes in 13 games)
3119	1978, (677 rushes in 11 games)
3065	2002, (643 rushes in 14 games)
3011	1977, (604 rushes in 11 games)
2922	1985, (685 rushes in 11 games)
2898	1974, (674 rushes in 11 games)
2721	1986, (668 rushes in 11 games)
2714	1988, (631 rushes in 11 games)

YARDS PER GAME

SEASON:

320.3	1975, (3523 in 11 games)
314.2	1989, (3456 in 11 games)
283.5	1978, (3119 in 11 games)
273.7	1977, (3011 in 11 games)
266.3	1987, (3196 in 12 games)
265.6	1985, (2922 in 11 games)
263.4	1974, (2898 in 11 games)
247.4	1986, (2721 in 11 games)
246.7	1988, (2714 in 11 games)
241.9	2003, (3145 in 13 games)

YARDS PER RUSH

GAME:

11.00	Pittsburg (Kan.) State (54 for 594 yards), 1936
10.70	Northwestern (La.) State (47 for 503 yards), 1947

9.50	Missouri State (51 for 483, 2005)
9.47	Auburn (45 for 426 yards), 2002
8.08	Air Force (62 for 501 yards), 1975
7.95	Tulsa (37-294), 2003
7.90	North Texas St. (51 for 403 yards), 1965
7.77	North Texas St. (43 for 334 yards), 1950
7.73	Wichita State (52 for 402 yards), 1942

SEASON:

5.35	1975, (659 for 3523 yards)
5.08	1989, (680 for 3456 yards)
5.02	2003, (626 for 3145 yards)
5.00	2005, (481 for 2386 yards)
4.99	1977, (604 for 3011 yards)
4.77	2002, (643 for 3065 yards)
4.70	1956, (498 for 2343 yards)
4.61	1978, (677 for 3119 yards)
4.52	1948, (441 for 1994 yards)
4.42	1971, (582 for 2571 yards)
4.41	2004, (467 for 2061 yards)

PASSING

ATTEMPTS

GAME:

53	Alabama (24 comp), 1999
51	Texas A&M (31 comp), 1971
49	Kentucky (25 comp), 1999
47	Wichita State (26 comp), 1969
46	Oklahoma State (26 comp), 1943
45	Florida (24 comp), 2003
44	LSU (24 comp), 1999
43	Auburn (20 comp), 1997
42	Auburn (20 comp), 2000
42	Memphis (19 comp), 1998
41	Houston (20 comp), 1990
41	Auburn (17 comp), 1993
41	Tulsa (17 comp), 1937
40	**Minnesota (18 comp), 2002
40	Alabama (22 comp), 2001
40	*UNLV (18 comp), 2000

*2000 Las Vegas Bowl
**2002 Music City Bowl

SEASON:

371	1999, (204 comp)
370	1997, (177 comp)
352	2000, (178 comp)
321	1998, (170 comp)
308	1937, (NA)
304	2003, (167 comp)
302	1992, (148 comp)
300	1995, (183 comp)
299	2002, (148 comp)
293	1971, (170 comp)
286	2004, (162 comp)
284	1970, (160 comp)
280	2005, (150 comp)
273	1972, (128 comp)
272	1969, (145 comp)
268	2001, (133 comp)
260	1983, (141 comp)

COMPLETIONS

GAME:

31	Texas A&M (51 attempts), 1971
27	LSU (38 attempts), 1998
26	Oklahoma State (46 attempts), 1943
26	Wichita State (47 attempts), 1969
25	Kentucky (49 attempts), 1999
24	Florida (45 attempts), 2003
24	Alabama (53 attempts), 1999
24	LSU (44 attempts), 1999
23	Florida (39 attempts), 2004
23	Tennessee (37 attempts), 1997
23	SMU (34 attempts), 1984
22	Alabama (40 attempts), 2001
22	Tennessee (27 attempts), 1995
22	SMU (39 attempts), 1992
22	*Alabama (39 attempts), 1980
22	Baylor (35 attempts), 1968
22	SMU (37 attempts), 1935
22	Oklahoma State (35 attempts), 1971

*1980 Sugar Bowl

SEASON:

204	1999, (371 attempts)
183	1995, (300 attempts)
178	2000 (352 attempts)
177	1997, (370 attempts)
170	1998, (321 attempts)
170	1971, (293 attempts)
167	2003, (304 attempts)
162	2004, (284 attempts)
160	1970, (286 attempts)
150	2005, (280 attempts)
148	2002, (299 attempts)
148	1992, (302 attempts)
145	1969, (272 attempts)
141	1983, (260 attempts)
138	1968, (248 attempts)

COMPLETION PERCENTAGE

SEASON:

.639	1979, (122 of 191)
.610	1995, (183 of 300)
.600	1986, (78 of 130)
.580	1971, (170 of 293)
.574	1967, (116 of 202)
.571	1987, (72 of 126)
.566	2004, (162 of 286)
.563	1970, (160 of 284)
.563	1957, (63 of 112)
.556	1968, (138 of 248)
.555	1984, (117 of 211)
.555	1989, (91 of 164)

YARDS

GAME:

387	LSU (18-38, 2 TD, 0 INT), 1997
372	Oklahoma State (26-46, 2 TD, 0 INT), 1943
362	TCU (18-32, 2 TD, 2 INT), 1970
349	Texas Tech (17-25, 3 TD, 0 INT), 1957
345	Texas A&M (31-51, 0 TD, 1 INT), 1971
343	Florida (24-45, 3 TD, 3 INT), 2003
338	*Ole Miss (17-35, 2 TD, 2 INT), 1970
335	Texas Tech (18-33, 3 TD, 2 INT), 1967
334	LSU (27-38, 2 TD, 0 INT), 1998
327	New Mexico State (18-24, 3 TD, 0 INT), 2004
327	SMU (21-37, 2 TD, 2 INT), 1970
325	Auburn (20-43, 1 TD, 2 INT), 1997
316	Alabama (24-53, 1 TD, 1 INT), 1999
315	Texas Tech (19-33, 0 TD, 0 INT), 1969
307	**North Carolina (14-29, 2 TD, 1 INT), 1981
304	TCU (20-32, 4 TD, 0 INT), 1972
299	Wichita State (26-47, 2 TD, 0 INT), 1969
296	Memphis (19-42, 1 TD, 2 INT), 1998
288	Wichita State (12-23, 3 TD, 1 INT), 1970
287	Tulsa (17-41, 3 TD, 2 INT), 1937
286	Auburn (17-41, 0 TD, 1 INT), 1993
283	Texas (14-29, 1 TD, 2 INT), 2004
282	La.-Monroe (19-29, 4 TD, 1 INT), 2004
276	Tennessee (22-27 3 TD, 0 INT), 1995

*1970 Sugar Bowl **1981 Gator Bowl

SEASON:

2668	1998, (170 of 321)
2576	1999, (204 of 371)
2462	2003, (167 of 304)
2448	1970, (160 of 284)
2381	1997, (177 of 370)
2327	1971, (170 of 293)
2316	2004, (162 of 286)
2206	1995, (183 of 300)
1958	1990, (124 of 245)
1927	1969, (145 of 272)
1916	2000, (178 of 352)
1885	2002, (148 of 299)
1844	1983, (141 of 260)
1837	1982, (116 of 249)
1796	1994, (132 of 249)
1720	1968, (138 of 248)
1686	1984, (117 of 211)



RECORDS

TEAM RECORDS

YARDS PER GAME

SEASON:

242.5	1998, (2668 in 11 games)
234.2	1999, (2576 in 11 games)
225.5	1970, (2448 in 11 games)
218.9	2002, (3065 in 14 games)
216.5	1997, (2381 in 11 games)
211.5	1971, (2327 in 11 games)
210.5	2004, (2316 in 11 games)
189.4	2003, (2462 in 13 games)
183.8	1995, (2206 in 12 games)
178.0	1990, (1958 in 11 games)
175.2	1969, (1927 in 11 games)
174.2	2000, (1916 in 11 games)
172.0	1968, (1720 in 10 games)
167.6	1983, (1844 in 11 games)
167.0	1982, (1837 in 11 games)
163.3	1994, (1796 in 11 games)

YARDS PER ATTEMPT

SEASON:

9.45	1957, (112 for 1058)
9.43	1986, (130 for 1226)
9.32	1985, (120 for 1118)
8.96	1989, (164 for 1470)
8.70	1988, (180 for 1566)
8.62	1970, (284 for 2448)
8.31	1998, (321 for 2668)
8.18	1979, (191 for 1563)
8.10	2004, (162 for 286)
8.10	2003, (304 for 2462)
7.99	1984, (211 for 1686)
7.99	1990, (245 for 1958)

TOUCHDOWN PASSES

GAME:

6	Pittsburg (Kan.) State, 1936
5	Vanderbilt, 1994
4	Louisiana-Monroe, 2004
4	LSU, 2001
4	Louisiana-Monroe, 2000
4	SMU, 1967
4	TCU, 1972
4	Ole Miss, 1937
4	Rice, 1983

SEASON:

26	1998
21	1999
20	2003
19	2004
18	2002
18	1990
15	1970
14	2000
14	1994
13	2005
13	1968
13	1977
12	1995
12	1960
12	1962
12	1969

PASSES HAD INTERCEPTED

GAME:

8	SMU, 1951
6	Texas A&M, 1950
6	Texas A&M, 1972
6	SMU, 1951
5	*Georgia, 1991
4	Pittsburg (Kan.) State, 1936
4	Texas A&M, 1952
4	Baylor, 1979
4	North Texas, 1971

* 1991 Independence Bowl

SEASON:

30	1937
26	1950
22	1952
21	1951
17	1972
16	1971
16	1949
16	1982

15 2000

15 1970

14 1967

TOTAL OFFENSE

PLAYS

GAME:

110	Wichita State (63 rushes, 47 passes, 545 yards, 4 TD), 1969
107	Oklahoma State (77 rushes, 30 passes, 500 yards, 6 TD), 1969
107	Rice (81 rushes, 26 passes, 620 yards, 5 TD), 1981
106	Ole Miss (80 rushes, 26 passes, 531 yards, 8 TD), 2001
99	Kentucky (71 rushes, 28 passes, 9 TD), 2003
97	Houston (56 rushes, 41 passes, TD), 1990
97	TCU (85 rushes, 12 passes, 610 yards, 6 TD), 1980
95	Texas Tech (60 rushes, 35 passes, TD), 1990
95	TCU (75 rushes, 20 passes, 4 TD), 1986
94	*Tennessee (72 rushes, 22 passes, 4 TD), 1990
94	New Mexico (71 rushes, 23 passes, 6 TD), 1987
93	Ole Miss (68 rushes, 25 passes, TD), 1990
93	Oklahoma State (58 rushes, 35 passes, 4 TD), 1971
91	Utah State (80 rushes, 11 passes, 4 TD), 1975
91	Texas A&M (75 rushes, 16 passes, 3 TD), 1984
91	Rice (68 rushes, 23 passes, 4 TD), 1979

*1990 Cotton Bowl

SEASON:

942	2002 (643 rushes, 299 passes, 40 TD)
930	2003 (626 rushes, 304 passes, 54 TD)
893	1982 (644 rushes, 249 passes, 33 TD)
879	1987 (753 rushes, 126 passes, 34 TD)
875	1971 (582 rushes, 293 passes, 43 TD)
857	1970 (571 rushes, 286 passes, 50 TD)
851	1984 (640 rushes, 211 passes, 31 TD)
846	1995 (546 rushes, 300 passes, 33 TD)
846	1981 (597 rushes, 249 passes, 31 TD)
844	1989 (680 rushes, 164 passes, 41 TD)
834	1978 (677 rushes, 157 passes, 40 TD)

YARDS

GAME:

859	Pittsburg (Kan.) State (594 rushing, 265 passing, 86 plays, 8 TD), 1936
658	TCU (296 rushing, 362 passing, 83 plays, 7 TD), 1970
647	Houston (391 rushing, 256 passing, TD), 1989
620	Rice (421 rushing, 199 passing, 107 plays, 5 TD), 1981
620	UTEP (366 rushing, 254 passing, TD), 1989
613	SMU (512 rushing, 101 passing, 82 plays, 6 TD), 1977
610	TCU (475 rushing, 135 passing, 97 plays, 4 TD), 1980
605	Kentucky (334 rushing, 271 passing, 9 TD), 2003
591	Missouri State (493 rushing, 108 passing, 76 plays, 6 TDs)
589	New Mexico (502 rushing, 87 passing, 94 plays, 6 TD), 1987
579	Northwestern (423 rushing, 146 passing, 85 plays, 5 TD), 1981
576	Mississippi State (322 rushing, 254 passing, 7 TD), 2003
573	Oklahoma State (317 rushing, 256 passing, 93 plays, 4 TD), 1971
569	Navy (423 rushing, 146 passing, 85 plays, 5 TD), 1980
568	*Tennessee (361 rushing, 207 passing, 94 plays, 4 TD), 1990
561	SMU (330 rushing, 231 passing, 77 plays, 5 TD), 1994
549	Tulsa (306 rushing, 243 passing, 82 plays, 3 TD), 1982
548	New Mexico State (221 rushing, 327 passing, 78 plays, 9 TD), 2004
547	South Florida (307 rushing, 240 passing, 90 plays), 2002
547	South Carolina (368 rushing, 179 passing, 83 plays, 7 TD), 1995

*1990 Cotton Bowl

SEASON:

5607	2003 (3145 rushing, 2462 passing, 54 TD)
4950	2002 (3065 rushing, 1885 passing, 40 TD)
4926	1989 (3456 rushing, 1470 passing, 41 TD)
4898	1971 (2571 rushing, 2327 passing, 43 TD)
4564	1970 (2116 rushing, 2448 passing, 50 TD)
4542	1977 (3011 rushing, 1531 passing, 43 TD)
4377	2004 (2061 rushing, 2316 passing, 45 TD)
4360	1975 (3523 rushing, 837 passing, 38 TD)

4333 1998 (1665 rushing, 2668 passing, 44 TD)

4280 1988 (2714 rushing, 1566 passing, 36 TD)

4267 1978 (3119 rushing, 1148 passing, 40 TD)

4217 1981 (2553 rushing, 1664 passing, 31 TD)

4185 1982 (2348 rushing, 1837 passing, 33 TD)

YARDS PER GAME

447.8	1989 (4926 in 11 games)
445.3	1971 (4898 in 11 games)
431.3	2003 (5607 in 13 games)
414.9	1970 (4564 in 11 games)
412.9	1977 (4542 in 11 games)
404.9	1969 (4049 in 10 games)
397.9	2004 (4377 in 11 games)
396.4	1975 (4360 in 11 games)
393.9	1998 (4333 in 11 games)
389.1	1988 (4280 in 11 games)
387.9	1978 (4267 in 11 games)
383.4	1981 (4217 in 11 games)

YARDS PER PLAY

GAME:

10.76	Northwestern (La.) State (49 for 527 yards), 1947
9.99	Pittsburg (Kan.) State (86 for 859 yards), 1936
8.76	North Texas (62 for 543 yards), 1965
8.47	Tulsa (57 for 482 yards), 2003
8.24	TCU (66 for 544 yards), 1974
8.23	Abilene Christian (57 for 469 yards), 1948

SEASON:

6.03	2003 (930 for 5607 yards)
5.84	1989 (844 for 4926 yards)
5.80	2004 (753 for 4377 yards)
5.76	1998 (752 for 4333 yards)
5.69	1977 (798 for 4542 yards)
5.63	1975 (775 for 4360 yards)
5.60	1971 (875 for 4898 yards)
5.54	1999 (734 for 4067 yards)
5.33	1970 (857 for 4564 yards)
5.28	1988 (811 for 4280 yards)
5.25	2002 (942 for 4950 yards)
5.21	2005 (761 for 3967 yards)
5.21	1965 (691 for 3603 yards)
5.14	1979 (777 for 3991 yards)

FIRST DOWNS

RUSHING

GAME:

29	TCU, 1980
24	Oklahoma State, 1969
23	North Texas St., 1971
22	Ole Miss, 2001
21	SMU, 1959
21	Northwestern (La.) State, 1961
20	Missouri State, 2005
20	Rice, 1956

SEASON:

183	1989
183	1987
172	1978
157	1986
157	1985
156	1975
153	1974
152	1971
150	2002
148	1988
146	1982

PASSING

GAME:

16	Florida, 2003
16	Wichita State, 1969
16	Texas A&M, 1971
16	SMU, 1990
16	LSU, 1998
15	Texas A&M, 1967
14	Ole Miss, 2005
14	Kentucky, 2003
14	South Florida, 2002
14	LSU, 2001
14	SMU, 1971
14	Baylor, 1968

RECORDS

TEAM RECORDS

SEASON:

117 2003
111 1999
107 1970
105 1998
103 1971
101 2004
99 1995
97 1990
95 2000
89 1969
87 2002
84 1968
83 1972
81 2001
81 1983
79 1967

TOTAL GAME:

37 TCU, 1980
34 South Florida, 2002
34 Rice, 1981
34 Navy, 1981
34 Oklahoma State, 1969
32 Ole Miss, 2001
32 Wichita State, 1969
30 SMU, 1994
30 Oklahoma State, 1971
30 North Texas, 1971
30 Utah State, 1975
29 Louisiana-Monroe, 2005
29 Kentucky, 2003
29 Mississippi State, 2003
29 Rice, 1979

SEASON:

273 2003 (142 rush, 117 pass, 14 penalty)
269 1971 (152 rush, 103 pass, 14 penalty)
261 1989 (183 rush, 69 pass, 9 penalty)
255 2002 (150 rush, 87 pass, 18 penalty)
241 1978 (172 rush, 54 pass, 15 penalty)
240 1970 (132 rush, 107 pass, 11 penalty)
240 1987 (183 rush, 42 pass, 15 penalty)
237 1969 (133 rush, 89 pass, 15 penalty)
236 1982 (146 rush, 77 pass, 13 penalty)
234 1990 (124 rush, 97 pass, 13 penalty)
226 1988 (148 rush, 68 pass, 10 penalty)
225 1981 (145 rush, 75 pass, 5 penalty)

PUNTING

PUNTS GAME:

13 Oklahoma State, 1946
12 TCU (442 for 36.8 average), 1959
11 SMU (506 for 46.0 average), 1965
10 UNLV (434 for 43.4 average), 2001
10 Texas (350 for 35.0 average), 1959
10 Rice (349 for 34.9 average), 1963
10 Baylor (330 for 33.0 average), 1955
10 Tulsa (301 for 30.1 average), 1961
10 Texas A&M (379 for 37.9 average), 1987
10 Texas Tech (495 for 49.5 average), 1986

SEASON:

76 1992 (40.5 average)
74 2002 (36.9 average)
73 1955 (37.5 average)
70 1957 (36.7 average)
69 1996 (40.3 average)
68 1958 (36.8 average)
68 1949 (37.9 average)
68 1991 (42.2 average)
67 2001 (42.5 average)
67 2000 (41.7 average)
67 1950 (38.1 average)
66 1948 (38.4 average)
65 1976 (43.1 average)
64 1951 (37.1 average)
64 1983 (43.6 average)
64 1981 (38.7 average)

PUNTING YARDS

GAME:

506 SMU (11 punts), 1965
495 Texas Tech (10 punts), 1986
442 TCU (12 punts), 1959
434 UNLV (10 punts), 2001
419 Texas A&M (8 punts), 1976
401 Houston (8 punts), 1983
389 Alabama (8 punts), 2002
387 Baylor (9 punts), 1986
379 Texas A&M (10 punts), 1987
378 Texas (9 punts), 1976
375 Ole Miss (8 punts), 2000
373 Texas A&M (9 punts), 1968
370 Florida (9 punts), 1996

SEASON:

3075 1992 (76 for 40.5 average)
2867 1991 (68 for 42.2 average)
2848 2001 (67 for 42.5 average)
2801 1976 (65 for 43.1 average)
2793 2000 (67 for 41.7 average)
2791 1983 (64 for 43.6 average)
2777 1996 (69 for 40.3 average)
2737 1955 (73 for 37.5 average)
2729 2002 (74 for 36.9 average)
2577 1949 (68 for 37.9 average)
2568 1957 (70 for 36.7 average)
2552 1950 (67 for 38.1 average)
2534 1948 (66 for 38.4 average)
2503 1958 (68 for 36.8 average)

PUNTING AVERAGE

GAME:

61.0 Texas (3 punts), 1980
59.0 Baylor (2 punts), 1988
54.0 Texas A&M (1 punt), 1959
52.5 TCU (2 punts), 1985
52.4 Texas A&M (8 punts), 1976
52.3 Rice (3 punts), 1977
52.0 Texas A&M (1 punt), 1959
51.5 Texas A&M (2 punts), 1977
51.2 Rice (4 punts), 1975
50.8 Texas Tech (5 punts), 1983

SEASON:

46.2 1986 (54 for 2493 yards)
44.9 1984 (51 for 2234 yards)
44.3 1977 (48 for 2127 yards)
43.6 1983 (64 for 2791 yards)
43.3 1980 (54 for 2340 yards)
43.1 1976 (65 for 2801 yards)
43.0 1975 (37 for 1590 yards)
42.6 1985 (54 for 2301 yards)
42.5 2001 (67 for 2848 yards)
42.2 1991 (68 for 2867 yards)
41.8 2005 (50 for 2091 yards)
41.7 2000 (67 for 2793 yards)
41.6 1988 (53 for 2203 yards)

PUNT RETURNS

PUNT RETURNS GAME:

9 North Texas (165 yards), 1971
9 Rice (89 yards), 1964
8 Ole Miss (53 yards), 1985
8 Tulsa (137 yards), 1961
8 Texas Tech (130 yards), 1979
8 TCU (107 yards), 1967
7 Wichita State (159 yards), 1969
7 Baylor (110 yards), 1970
7 Tulsa (95 yards), 1957
7 TCU (59 yards), 1968
7 Oklahoma State (33 yards), 1967
7 Oklahoma State (33 yards), 1967

SEASON:

45 1950 (700 yards)
44 1985 (544 yards)
43 1957 (423 yards)
43 1982 (319 yards)
41 1992 (300 yards)
40 1977 (305 yards)

37 2002 (439 yards)
37 1967 (433 yards)
36 1994 (247 yards)
36 1979 (291 yards)
35 1971 (318 yards)
35 1951 (389 yards)
35 1949 (401 yards)

PUNT RETURN YARDAGE

GAME:

165 North Texas (9 returns), 1971
159 Wichita State (7 returns), 1969
137 Tulsa (8 returns), 1961
127 Kentucky (5 returns), 2003
110 Baylor (7 returns), 1970
107 TCU (8 returns), 1967
95 Tulsa (7 returns), 1957

SEASON:

700 1950 (45 returns)
544 1985 (44 returns)
536 1948 (27 returns)
534 1964 (32 returns)
463 1962 (33 returns)
441 2003 (34 returns)
439 2002 (37 returns)
433 1967 (37 returns)
423 1957 (43 returns)
421 1963 (26 returns)
413 1960 (28 returns)

PUNT RETURN AVERAGE

SEASON:

19.85 1948 (27 for 536 yards)
16.69 1964 (32 for 534 yards)
16.19 1963 (26 for 421 yards)
15.96 1955 (25 for 399 yards)
15.56 1950 (45 for 700 yards)
15.00 1966 (27 for 405 yards)
14.75 1960 (28 for 413 yards)
14.03 1962 (33 for 463 yards)
13.67 1954 (12 for 164 yards)
13.48 1969 (27 for 364 yards)

KICKOFF RETURNS

KICKOFF RETURNS GAME:

8 LSU (103 yards), 2003
8 *Minnesota (128 yards), 2002
8 Tennessee (161 yards), 2000
8 Tulsa (222 yards), 1952
7 Georgia (125 yards), 2001
7 Boise State (135 yards), 2000
6 Southern California (184 yards), 2005
6 LSU (118 yards), 2004
6 Alabama (197 yards), 2002
6 Ole Miss (124 yards), 2000
6 Baylor (145 yards), 1986
6 SMU (111 yards), 1984
6 Stanford (194 yards), 1970
6 Texas (109 yards), 1960
6 Texas (95 yards), 1961
6 Texas (92 yards), 1956

**2002 Music City Bowl*

SEASON:

53 1990 (1004 yards)
44 1952 (872 yards)
42 2002 (872 yards)
41 2001 (867 yards)
41 1987 (688 yards)
39 2000 (760 yards)
37 2003 (714 yards)
36 1995 (698 yards)
36 1993 (640 yards)
36 1996 (663 yards)
35 1949 (744 yards)
35 1972 (684 yards)
33 2005 (965 yards)
33 1999 (677 yards)
32 1994 (527 yards)
31 2004 (581 yards)
31 1950 (529 yards)

2006



RAZORBACK FOOTBALL

RECORDS

TEAM RECORDS

KICKOFF RETURN YARDAGE GAME:

- 222 Tulsa (8 returns), 1952
- 200 Hardin-Simmons (2 returns), 1958
- 197 Alabama (6 returns), 2002
- 194 Stanford (6 returns), 1970
- 184 Southern California (6 returns), 2005
- 161 Tennessee (8 returns), 2000
- 152 Houston (4 returns), 1980
- 146 Baylor (3 returns), 1983
- 145 Baylor (6 returns), 1986
- 138 Vanderbilt (3 returns), 1978
- 137 Auburn (6 returns), 2005
- 135 Boise State (7 returns), 2000
- 134 LSU (5 returns), 2001
- 128 *Minnesota (8 returns), 2002
- 125 Georgia (7 returns), 2001

*2002 Music City Bowl

SEASON:

- 1004 1990 (53 returns)
- 965 2005 (33 returns)
- 872 2002 (42 returns)
- 872 1952 (44 returns)
- 867 2001 (41 returns)
- 760 2000 (39 returns)
- 744 1949 (35 returns)
- 739 1992 (29 returns)
- 714 2003 (37 returns)
- 698 1995 (36 returns)
- 688 1997 (41 returns)
- 684 1972 (35 returns)
- 677 1999 (33 returns)
- 663 1958 (30 returns)
- 663 1996 (36 returns)
- 640 1993 (36 returns)
- 613 1991 (29 returns)
- 598 1986 (26 returns)

KICKOFF RETURN AVERAGE SEASON:

- 29.20 2005 (33 for 965 yards)
- 25.48 1992 (29 for 739 yards)
- 24.74 1962 (19 for 470 yards)
- 23.00 1986 (26 for 598 yards)
- 22.29 1980 (24 for 535 yards)
- 22.26 1971 (23 for 512 yards)
- 22.10 1959 (20 for 663 yards)
- 21.96 1983 (25 for 549 yards)
- 21.43 1963 (23 for 493 yards)
- 21.26 1949 (35 for 744 yards)
- 21.15 2001 (41 for 867 yards)
- 21.14 1991 (29 for 613 yards)

SCORING

POINTS GAME:

- 100 Southwest Missouri State (100-0), 1911
- 82 Oklahoma Mines (82-0), 1916
- 73 Texas Southwestern (73-0), 1928
- 72 Ouachita College (72-0), 1908
- 71 Kentucky (71-63 70T), 2003
- 65 Drury College (65-6), 1911
- 64 Northwestern (La.) State (64-0), 1947
- 63 New Mexico State (63-13), 2004
- 63 Pacific (63-14), 1988
- 63 Henderson State (63-0), 1910
- 63 Hendrix State (63-0), 1933

SEASON:

- 436 2003 (13 games)
- 402 1970 (11 games)
- 390 1998 (12 games)
- 389 1977 (12 games)
- 385 1989 (12 games)
- 370 2002 (14 games)
- 356 1971 (12 games)
- 353 1969 (11 games)
- 350 1968 (11 games)
- 349 1988 (12 games)
- 336 1978 (12 games)
- 336 1975 (12 games)

POINTS PER GAME

- 36.5 1970 (402 in 11 games)
- 33.5 2003 (436 in 13 games)

- 32.6 1916 (261 in 8 games)
- 32.5 1998 (390 in 12 games)
- 32.4 1977 (389 in 12 games)
- 32.1 1989 (385 in 12 games)
- 32.1 1969 (353 in 11 games)
- 31.8 1968 (350 in 11 games)
- 30.1 1965 (331 in 11 games)
- 29.8 2004 (328 in 11 games)
- 29.8 1911 (268 in 9 games)
- 29.6 1971 (356 in 12 games)
- 29.6 1999 (326 in 11 games)
- 29.1 1988 (349 in 12 games)

TOUCHDOWNS GAME:

- 12 Oklahoma Miners, 1916
- 10 Northwestern (La.) State (9 rush, 1 pass), 1947
- 9 New Mexico St. (5 rush, 3 pass, 1 blocked punt), 2004
- 9 Kentucky (5 rush, 3 pass, 1 blocked punt), 2003
- 9 North Texas (7 rush, 2 pass), 1971
- 8 Pittsburg (Kan.) State (2 rush, 6 pass), 1936
- 8 North Texas (7 rush, 1 pass), 1965
- 8 Wichita St. (3 rush, 3 pass, 1 Int. Ret., 1 punt ret.), 1970

SEASON:

- 56 2003
- 53 1970
- 47 1968
- 45 2002
- 45 1969
- 44 1998
- 44 1965
- 43 1989
- 43 1977
- 42 2004
- 42 1999
- 41 1978

FIELD GOALS SEASON:

- 24 1988
- 20 1989
- 19 1981
- 19 1979
- 19 1977
- 18 2002
- 17 1998
- 17 1992
- 14 2003
- 14 1995
- 14 1983
- 13 2005
- 13 1987
- 13 1980
- 13 1978

PAT KICKS SEASON:

- 50 2003
- 50 1970
- 44 1998
- 42 2002
- 42 1965
- 40 2004
- 40 1969
- 39 1986
- 39 1978
- 38 1989
- 37 1977
- 36 1968

POINTS IN A TIE GAME

- 24-24 Rice, Nov. 6, 1971
- 24-24 SMU, Nov. 16, 1974
- 24-24 Auburn, Oct. 31, 1992

PENALTIES

PENALTIES GAME:

- 17 Air Force (144 yards), 1975
- 15 Texas Tech (142 yards), 1957
- 15 Tulsa (120 yards), 1963
- 14 Texas A&M (100 yards), 1964
- 14 Georgia (97 yards), 2001
- 13 Troy State (112 yards), 2002

- 13 Oklahoma State (155), 1956
- 13 Utah State (112 yards), 1976

PENALTY YARDAGE GAME:

- 155 Oklahoma State (13), 1956
- 144 Air Force (17), 1975
- 142 Texas Tech (15), 1957
- 132 TCU (12), 1974
- 120 Tulsa (15), 1963
- 119 TCU (12), 1971
- 117 Texas A&M (11), 1974
- 115 Kentucky (12), 1998
- 115 Tulsa (9), 1970
- 113 Tulsa (8), 1973
- 112 Troy State (13), 2002
- 112 Utah State (13), 1975

FUMBLES

GAME:

- 12 Oklahoma State, 1957
- 11 Baylor, 1956
- 9 SMU, 1972
- 9 Baylor, 1972
- 9 Oklahoma State, 1973

FUMBLES LOST GAME:

- 7 Baylor, 1956
- 6 North Texas, 1971
- 6 SMU, 1972

MISCELLANEOUS

GAMES PLAYED: 1,094 in 112 seasons

GAMES WON: 628

GAMES LOST: 426

GAMES TIED: 40

FAYETTEVILLE: 259-104-10 (.708)

LITTLE ROCK: 155-64-4 (.704)

ROAD: 168-202-20 (.456)

NEUTRAL: 46-56-6 (.454)

OVERTIME GAMES: 5-1

SOUTHEASTERN CONFERENCE RECORD: 49-60-2

FINAL SOUTHWEST CONFERENCE RECORD: 249-195-16

LONGEST STRING OF GAMES WITHOUT DEFEAT: 22, 1963-65

LONGEST WINNING STREAK: 22, 1963-65

UNBEATEN SEASONS (ties included): 1909, 1964, 1965

UNDEFEATED SWC SEASONS (including ties):

1920, 1964, 1965, 1988

UNTIED, UNBEATEN SEASONS: 1909, 1964, 1965

UNTIED, UNBEATEN SWC SEASONS: 1964, 1965, 1988

SWC CHAMPIONSHIPS: 13, 1936, 1946, 1954, 1959, 1960,

1961, 1964, 1965, 1968, 1975, 1979, 1988, 1989

SEC WESTERN DIVISION CHAMPIONSHIPS: 3, 1995,

1998, 2002

MOST CONSECUTIVE LOSSES: 7, 1990, 1952-53

MOST VICTORIES IN ONE SEASON: 11 (1964 including

Cotton Bowl; 1977 including Orange Bowl)

MOST DEFEATS: 8 in 1950, 1952, 1990

FIRST CHAMPIONSHIP: 1936

HIGHEST GAME SCORE BY ARKANSAS: 100-0 (SMS, 1911)

HIGHEST GAME SCORE AGAINST ARKANSAS:

103-0 (Oklahoma, 1918)

LARGEST VICTORY MARGIN: 100, SMS, 100-0, 1911

LARGEST DEFEAT MARGIN: 103, Oklahoma, 103-0, 1918

MOST TEAMS HELD SCORELESS BY ARKANSAS TEAM:

6 in 1923

MOST TIE GAMES PLAYED BY ARKANSAS TEAM: 2, 1906,

1920, 1932, 1934, 1937, 1946

FEWEST GAMES PLAYED BY ARKANSAS TEAM: 1 in 1895

MOST GAMES PLAYED BY ARKANSAS TEAM: 14 in 2002

LAST TIME ARKANSAS HELD SCORELESS: 121 games,

LSU, 28-0, 1995

ARKANSAS TEAM HELD SCORELESS IN MOST GAMES:

6 in 1905

LONGEST NUMBER OF CONSECUTIVE GAMES IN WHICH

ARKANSAS SCORED: 125, 1973-1983

(Oklahoma State, 9/18/73-Texas A&M, 11/12/83)

Ended by SMU, 0-17, 11/19/83

LONGEST NUMBER OF CONSECUTIVE GAMES IN WHICH

ARKANSAS WAS HELD SCORELESS: 3 in 1905

MOST POINTS IN A TIE GAME: 24-24, Rice, 1971;

SMU, 1974; Auburn, 1992

CONSECUTIVE PASSES WITHOUT AN INTERCEPTION:

142, Miss. St. in 1997 through Kentucky 1998

ARKANSAS HAS 202 SHUTOUTS IN 112 YEARS.





RECORDS

TEAM DEFENSIVE RECORDS

RUSHING DEFENSE

RUSHING ATTEMPTS

GAME:

- 15 South Florida, 2002 (48 yards)
- 15 Auburn, 1995 (91 yards)
- 16 Texas A&M, 1966 (32 yards)
- 17 Missouri Mines, 1943 (32 yards)
- 17 Baylor, 1964 (89 yards)
- 18 North Texas, 1965 (14 yards)
- 18 Rice, 1981 (15 yards)
- 19 Memphis, 1998 (51 yards)
- 20 Middle Tennessee, 1999 (19 yards)
- 22 Southwest Missouri State, 2000 (47 yards)
- 22 Oklahoma State, 1969 (-19 yards)
- 22 SMU, 1950 (-9 yards)
- 22 TCU, 1980 (16 yards)
- 23 Northwestern (La.) State, 1947 (-2 yards)
- 23 Tulsa, 1963 (13 yards)

SEASON:

- 355 1965 (765 yards)
- 377 1989 (1294 yards)
- 382 1962 (907 yards)
- 388 1966 (997 yards)
- 390 1998 (1050 yards)
- 392 1999 (1136 yards)
- 393 1987 (1198 yards)
- 394 1988 (1010 yards)
- 400 1964 (970 yards)
- 403 2005 (1879 yards)
- 403 1986 (1441 yards)

RUSHING YARDAGE

GAME:

- *-27 Texas, 2000 (25 rushes)
- 25 Texas Tech, 1981 (39 rushes)
- 23 Tulsa, 1973 (35 rushes)
- 20 Pittsburg (Kan.) State, 1936 (42 rushes)
- 19 Oklahoma State, 1969 (22 rushes)
- 15 Texas A&M, 1970 (46 rushes)
- 9 SMU, 1950 (22 rushes)
- 2 Northwestern (La.) State, 1947 (23 rushes)
- 5 Louisiana-Lafayette, 1995 (34 rushes)
- 8 Kentucky, 1998 (25 rushes)
- 10 Ole Miss, 2005 (34 rushes)
- 10 TCU, 1976 (34 rushes)
- 11 TCU, 1964 (26 rushes)
- 11 Louisiana-Monroe, 1996 (24 rushes)
- 13 Tulsa, 1963 (23 rushes)
- 14 North Texas, 1965 (18 rushes)
- 16 TCU, 1980 (22 rushes)
- 18 SMU, 1967 (24 rushes)

*2000 Cotton Bowl

SEASON:

- 756 1965 (355 rushes)
- 907 1962 (382 rushes)
- 970 1964 (400 rushes)
- 997 1966 (388 rushes)
- 1010 1988 (394 rushes)
- 1050 1998 (390 rushes)
- 1064 1982 (420 rushes)
- 1131 1996 (342 rushes)
- 1136 1999 (392 rushes)
- 1145 1961 (428 rushes)
- 1177 1963 (421 rushes)
- 1198 1987 (393 rushes)
- 1202 1969 (408 rushes)

RUSHING YARDS PER GAME

SEASON:

- 75.6 1965 (756 yards in 10 games)
- 90.7 1962 (907 yards in 10 games)
- 91.8 1988 (1010 yards in 11 games)
- 95.5 1998 (1050 yards in 11 games)
- 96.7 1982 (1064 yards in 11 games)
- 97.0 1964 (970 yards in 10 games)
- 99.7 1966 (997 yards in 10 games)

- 99.8 1987 (1198 yards in 12 games)
- 102.8 1996 (1131 yards in 11 games)
- 103.3 1999 (1136 yards in 11 games)
- 113.6 2002 (1590 yards in 14 games)
- 113.6 1978 (1250 yards in 11 games)
- 114.5 1961 (1145 yards in 10 games)

YARDS PER RUSH

GAME:

- *-1.08 Texas, 2000 (25 for -27 yards)
- .86 Oklahoma State, 1969 (22 for -19 yards)
- .66 Tulsa, 1973 (35 for -23 yards)
- .64 Texas Tech, 1981 (39 for -25 yards)
- .48 Pittsburg (Kan.) State, 1936 (42 for -20 yards)
- .41 SMU, 1950 (22 for -9 yards)
- .33 Texas A&M, 1970 (46 for -15 yards)
- .09 Northwestern (La.) State, 1947 (23 for -2 yards)
- 0.15 Louisiana-Lafayette, 1995 (34 for 5 yards)
- 0.29 Ole Miss, 2005 (34 for 10 yards)
- 0.29 TCU, 1976 (34 for 10 yards)
- 0.32 Kentucky, 1998 (25 for 8 yards)
- 0.42 TCU, 1964 (26 for 11 yards)
- 0.46 Louisiana-Monroe, 1996 (24 for 11 yards)
- 0.48 Tulsa, 1970 (52 for 25 yards)

*2000 Cotton Bowl

SEASON:

- 2.13 1965 (355 for 756 yards)
- 2.37 1962 (382 for 907 yards)
- 2.43 1964 (400 for 970 yards)
- 2.53 1982 (420 for 1064 yards)
- 2.56 1988 (394 for 1010 yards)
- 2.57 1966 (388 for 997 yards)
- 2.66 1951 (461 for 1226 yards)
- 2.67 1978 (468 for 1250 yards)
- 2.68 1961 (428 for 1145 yards)
- 2.69 1998 (390 for 1050 yards)

PASSING DEFENSE

PASS ATTEMPTS

GAME:

- 1 Rice, 1961 (1 comp)
- 3 Texas, 1972 (1 comp)
- 3 Texas, 1976 (1 comp)
- 4 SMU, 1975 (0 comp)
- 5 Texas, 1970 (3 comp)
- 5 Oklahoma State, 1953 (0 comp)
- 5 TCU, 1979 (3 comp)
- 6 Oklahoma State, 1975 (3 comp)
- 6 TCU, 1955 (4 comp)
- 6 Texas A&M, 1976 (5 comp)
- 6 Texas A&M, 1960 (3 comp)

SEASON:

- 121 1960 (54 completions)
- 121 1961 (57 completions)
- 122 1954 (48 completions)
- 144 1953 (73 completions)
- 144 1957 (70 completions)
- 149 1955 (58 completions)
- 161 1948 (72 completions)
- 162 1950 (61 completions)
- 163 1947 (79 completions)
- 164 1959 (84 completions)

PASS COMPLETIONS

GAME:

- 0 Rice, 1943 (8 attempts)
- 0 Oklahoma State, 1953 (7 attempts)
- 0 Oklahoma State, 1960 (5 attempts)
- 0 Ole Miss, 1956 (8 attempts)
- 0 Texas A&M, 1956 (8 attempts)
- 0 SMU, 1975 (4 attempts)

SEASON:

- 48 1954 (122 attempts)
- 54 1960 (121 attempts)

- 57 1961 (121 attempts)
- 58 1955 (149 attempts)
- 61 1950 (162 attempts)
- 70 1957 (144 attempts)
- 72 1948 (161 attempts)
- 73 1953 (144 attempts)
- 75 1974 (192 attempts)
- 77 1964 (166 attempts)

COMPLETION PERCENTAGE

SEASON:

- .377 1950 (61-of-162)
- .391 1974 (75-of-192)
- .393 1954 (48-of-122)
- .389 1955 (58-of-149)
- .415 1949 (98-of-236)
- .432 1977 (98-of-227)
- .430 1951 (80 of 156)
- .441 1975 (87-of-197)
- .446 1960 (54-of-121)
- .447 1948 (72-of-161)
- .457 1972 (90-of-197)
- .456 1963 (89 of 195)

PASSING YARDAGE

GAME:

- 0 Rice (0-for-8), 1943
- 0 NW Louisiana State (NA), 1947
- 0 Ole Miss (0-for-8), 1956
- 0 Texas A&M (0-for-8), 1956
- 0 Oklahoma State (0-for-7), 1960
- 0 SMU (0-for-4), 1975
- 0 Oklahoma State (0-for-5), 1953
- 3 Pittsburg (Kan.) State (1-for-14), 1936
- 6 Rice (1-for-1), 1961
- 6 Houston (1-for-13), 1977
- 7 Texas (1-for-12), 1951
- 7 Ole Miss (1-for-7), 1945

SEASON:

- 538 1954 (48-for-122)
- 629 1961 (57-for-121)
- 641 1960 (54-for-121)
- 797 1955 (58-for-148)
- 835 1964 (77-for-166)
- 839 1948 (72-for-161)
- 866 1947 (79-for-163)
- 949 1959 (84-for-164)
- 958 1953 (73-for-144)
- 964 1956 (87-for-185)

TOUCHDOWNS

SEASON:

- 1 1977
- 2 1973
- 3 1975
- 3 1959
- 3 1960
- 3 1964
- 3 1969
- 4 1966
- 4 1979
- 4 1982

INTERCEPTIONS

GAME:

- 9 SMU, 1970
- 8 SMU, 1951
- 7 Texas Tech, 1968
- 7 Rice, 1966
- 6 Mississippi State, 2003
- 6 Tulsa, 1963
- 6 Baylor, 1965
- 6 TCU, 1964
- 5 Texas, 1955
- 5 Rice, 1949
- 5 Texas Tech, 1969
- 5 Wichita State, 1970

2006



RAZORBACK FOOTBALL



RECORDS

TEAM DEFENSIVE RECORDS

SEASON:

32 1949
32 1970
24 1971
24 1965
23 1966
22 1986
22 1987
21 1988
20 1985
20 1968

INTERCEPTION RETURN YARDAGE

GAME:

114 Tulsa, 1963 (6 returns)
109 Texas, 1956 (2 returns)
105 Auburn, 2001 (2 returns)
94 SMU, 1970 (9 returns)
90 Texas Tech, 1968 (7 returns)

TOTAL DEFENSE

FEWEST PLAYS

GAME:

24 Northwestern (La.) State, 1947
39 Rice, 1981
39 Rice, 1961
40 Baylor, 1964
40 Abilene Christian, 1948
41 Tulsa, 1961
42 Southwest Missouri State, 2000
42 TCU, 1964
42 Texas Tech, 1959
44 Texas A&M, 1962
44 TCU, 1980
45 TCU, 1982
45 SMU, 1960
45 Oklahoma State, 1960



Senior safety Randy Kelly and the Razorback defense limited both Georgia and Ole Miss to just two rushing first downs in 2005.

SEASON:

549 1961 (428 rush, 121 pass)
553 1960 (432 rush, 121 pass)
566 1964 (400 rush, 166 pass)
581 1962 (382 rush, 199 pass)
592 1948 (431 rush, 161 pass)
610 1959 (446 rush, 164 pass)
616 1963 (421 rush, 195 pass)
645 1955 (496 rush, 149 pass)
646 1965 (355 rush, 291 pass)
647 1951 (461 rush, 186 pass)

YARDS

GAME:

-17 Pittsburg (Kan.) State, 1936 (-20 rushing 3 passing)
-2 Northwestern (La.) State, 1947 (-2 rushing 0 passing)
40 Abilene Christian, 1948 (26 rushing 14 passing)
64 Northwestern (La.) State, 1946 (32 rushing 32 passing)
65 TCU, 1982 (28 rushing 37 passing)
74 Northwestern (La.) State, 1961 (52 rushing 22 passing)
77 Rice, 1961 (71 rushing 6 passing)
78 Oklahoma State, 1969 (-19 rushing 97 passing)
83 Tulsa, 1961 (62 rushing 21 passing)
86 Rice, 1982 (32 rushing 54 passing)
91 Ole Miss, 1945 (84 rushing 7 passing)
92 TCU, 1946 (55 rushing 37 passing)
93 Tulsa, 1974 (28 rushing 65 pass)

SEASON:

1774 1961 (1145 rush, 629 pass)
1805 1964 (970 rush, 835 pass)
1971 1960 (1330 rush, 641 pass)
2001 1962 (907 rush, 1094 pass)
2136 1948 (1297 rush, 839 pass)
2209 1963 (1177 rush, 1032 pass)
2417 1959 (1468 rush, 949 pass)
2418 1951 (1226 rush, 1192 pass)
2456 1965 (756 rush, 1700 pass)
2504 1966 (997 rush, 1507 pass)

YARDS PER GAME

SEASON:

177.4 1961 (1774 in 10 games)
180.5 1964 (1805 in 10 games)
197.1 1960 (1971 in 10 games)
200.1 1962 (2001 in 10 games)
213.6 1948 (2136 in 10 games)
220.9 1963 (2209 in 10 games)
241.7 1959 (2417 in 10 games)
241.8 1951 (2418 in 10 games)
244.1 1978 (2685 in 11 games)
245.6 1965 (2456 in 10 games)

FIRST DOWNS

RUSHING

GAME:

0 Northwestern (La.) State, 1947
1 Texas A&M, 1963
1 Tulsa, 1966
1 Texas A&M, 1965
1 TCU, 1964
2 Ole Miss, 2005
2 Georgia, 2005
2 Mississippi State, 2000
2 Southwest Missouri State, 2000
2 TCU, 1982
2 North Texas, 1965
2 Tulsa, 1965
2 Baylor, 1965

SEASON:

53 1965
56 1962

60 1964

60 1951
65 1985
66 1988
68 1961
68 1963
68 1948

PASSING

GAME:

0 Northwestern (La.) State, 1947
0 Ole Miss, 1956
0 Oklahoma State, 1953
0 Oklahoma State, 1960
0 Oklahoma State, 1961
0 Rice, 1943
0 Rice, 1960
0 Rice, 1964
0 SMU, 1975
0 Texas A&M, 1956
0 Houston, 1977
0 Tulsa, 1981
1 Troy State, 2002
1 Rice, 1963
1 SMU, 1963
1 Texas A&M, 1975
1 Wichita State, 1964

SEASON:

28 1950
29 1954
32 1961
32 1960
38 1951
40 1955
41 1948
42 1953
43 1964
46 1956
46 1947

TOTAL

GAME:

0 Northwestern (La.) State, 1947
2 TCU, 1982
4 Rice, 1981
5 Rice, 1961
5 Texas A&M, 1962
5 Tulsa, 1961
5 Northwestern (La.) State, 1961

SEASON:

104 1951 (60 rush, 38 pass, 6 penalty)
106 1961 (68 rush, 32 pass, 6 penalty)
114 1948 (68 rush, 41 pass, 5 penalty)
117 1964 (60 rush, 43 pass, 14 penalty)
121 1962 (56 rush, 56 pass, 9 penalty)
122 1950 (86 rush, 28 pass, 8 penalty)
122 1960 (81 rush, 32 pass, 9 penalty)
129 1963 (68 rush, 50 pass, 10 penalty)
135 1982 (61 rush, 68 pass, 6 penalty)
135 1947 (NA rush, 46 pass, NA penalty)

POINTS ALLOWED

GAME:

202 shutouts

SEASON: (10 game minimum)

61 1933 (11 games)
64 1964 (11 games)
69 1924 (10 games)
73 1966 (10 games)
76 1934 (10 games)
87 1960 (11 games)
87 1936 (10 games)
88 1926 (10 games)
89 1937 (10 games)
92 1946 (11 games)





RECORDS

OFFENSIVE STATISTICS SINCE 1947

Bowl game statistics not counted from 1947-2001. Bowl game statistics included from 2002-present. (averages, SEC/NCAA rank)

YEAR	G	1ST DN	RUSH ATT	RUSH YDS	TD	PASS CMP	PASS ATT	PASS YDS	PCT	TD	INT	TOT OFF	PNT	PUNT AVG	TOTAL POINTS
1947	10	102	—	1733	—	53	111	818	.477	—	—	2551	—	35.8	191
1948	10	112	441	1994	25	48	102	784	.471	9	10	2778	66	38.4	227
1949	10	117	473	2076	19	53	133	649	.398	6	18	2725	68	37.9	167
1950	10	145	487	1776	18	91	226	1170	.403	5	*26	2946	67	38.1	156
1951	10	144	527	1842	17	86	210	1105	.410	8	21	2947	64	37.1	178
1952	10	148	474	1589	16	91	226	1228	.403	8	22	2817	57	37.2	166
1953	10	127	366	1149	8	91	186	1233	.489	9	13	2382	59	37.1	116
1954	10	120	397	1585	20	62	118	875	.525	8	10	2460	60	39.7	189
1955	10	117	474	1854	14	42	89	531	.472	4	8	2385	73	37.5	126
1956	10	137	498	2343	22	28	78	381	.359	2	8	2724	52	37.1	160
1957	10	146	504	2046	22	63	112	1058	.563	6	6	3104	70	36.7	187
1958	10	121	454	1814	19	46	117	562	.393	3	10	2376	68	36.8	147
1959	10	148	512	2106	17	45	90	532	.500	4	13	2638	53	36.6	149
1960	10	147	506	1670	12	53	126	968	.421	12	9	2638	58	33.9	179
1961	10	164	535	2189	17	49	113	726	.434	8	10	2915	49	36.0	180
1962	10	190	570	2412	28	81	147	1158	.551	11	7	3570	45	35.2	286
1963	10	140	464	1457	19	71	170	980	.418	7	10	2485	60	37.4	179
1964	10	151	517	1913	23	65	127	826	.512	6	8	2739	51	36.1	221
1965	10	191	515	2262	34	89	176	1341	.506	10	8	3603	57	40.5	324
1966	10	156	469	1677	22	80	159	1160	.503	8	7	3837	53	39.6	218
1967	10	168	473	1546	16	116	202	1589	.574	11	14	3135	64	35.1	200
1968	10	220	518	1982	30	138	248	1720	.556	13	10	3702	55	39.9	334
1969	10	237	560	2122	33	145	272	1927	.533	12	7	4049	52	37.5	376
1970	11	240	571	2116	*35	160	284	2448	.563	15	15	4564	40	36.5	402
1971	11	269	582	2571	32	170	293	2327	.580	11	16	4898	46	34.0	343
1972	11	216	544	2033	20	128	273	1665	.469	9	17	3698	62	35.1	228
1973	11	173	586	2206	14	82	165	1029	.497	3	13	3235	63	36.7	124
1974	11	186	674	2898	31	40	96	619	.417	6	5	3517	54	39.4	285
1975	11	216	659	*3523	33	53	116	837	.457	5	9	4360	37	43.0	305
1976	11	156	585	2364	22	38	104	666	.365	3	8	3030	65	43.1	220
1977	11	213	604	3011	30	98	194	1531	.505	13	12	4542	48	44.3	358
1978	11	241	677	3119	34	85	157	1148	.541	6	9	4267	55	40.4	326
1979	11	210	586	2428	17	122	191	1563	*.639	11	9	3991	55	40.8	275
1980	11	192	592	2318	20	109	201	1377	.542	7	11	3695	54	43.3	238
1981	11	225	597	2553	20	132	249	1664	.530	11	13	4217	64	38.7	298
1982	11	236	644	2348	22	116	249	1837	.466	11	16	4185	61	41.0	275
1983	11	199	518	1506	13	141	260	1844	.542	9	9	3350	64	43.6	204
1984	11	210	640	2420	20	117	211	1686	.555	11	15	4106	51	43.8	253
1985	11	209	685	2922	29	61	120	1118	.508	7	4	4040	54	42.6	305
1986	11	221	668	2721	30	78	130	1226	.600	7	2	3947	54	*46.2	303
1987	12	240	*753	3196	31	72	126	940	.571	3	7	4136	60	39.3	283
1988	11	226	631	2714	31	90	180	1566	.500	5	5	4280	53	41.6	346
1989	11	261	680	3456	34	91	164	1470	.555	7	11	4926	38	37.1	358
1990	11	234	553	2112	14	124	245	1958	.506	18	10	4070	60	36.5	263
1991	11	176	538	2029	6	83	201	1016	.413	8	12	3045	68	42.2	160
1992	11	145	415	1131 (102.8, 11)	7	148	302	1528 (138.9, 10)	.490	6	12	2659 (241.7, 12)	*76	40.5	172 (15.6, 11)
1993	11	200	498	2123 (193.0, 5/33)	14	114	233	1354 (123.1, 10)	.489	6	10	3477 (316.1, 9/89)	56	37.7	165 (15.0, 11/98)
1994	11	197	513	1866 (170.0, 5)	12	132	249	1796 (163.3, 10)	.530	14	10	3662 (332.9, 9)	56	39.1	212 (19.3, 10)
1995	12	224	546	1855 (154.6, 5)	20	183	300	2206 (183.8, 8)	.610	12	11	4061 (338.4, 9)	59	39.6	274 (22.8, 8)
1996	11	193	486	1695 (154.0, 6)	15	127	263	1572 (142.9, 10)	.483	6	15	3267 (297.0, 9)	69	40.3	174 (15.8, 10)
1997	11	168 (11)	344	622 (56.6, 12)	7	177	370	2381 (216.5, 7/47)	.478	12	15	3003 (273.0, 12)	71	41.3	181 (16.5, 11)
1998	11	223 (6)	431	1665 (151.4, 6)	18	170	321	*2668 (242.5, 4/32)	.530	*26	8	4333 (393.9, 5/35)	50	38.1	359 (32.6, 3/21)
1999	11	201 (6)	363	1491 (135.5, 6/72)	16	*204	*371	2576 (234.2, 4/37)	.550	21	13	4067 (369.7, 6/61)	51	39.3	326 (29.6, 3/31)
2000	11	198 (9)	425	1653 (150.3, 5/53)	18	178	352	1916 (174.2, 11)	.506	14	15	3569 (324.5, 10/86)	67	41.7	264 (24.0, 7/168)
2001	11	198 (11)	494	1950 (177.3, 3/38)	23	133	268	1613 (146.6, 12/102)	.496	10	11	3563 (323.9, 12/97)	67	42.5	291 (26.5, 7/63)
2002	14	255 (4)	643	3065 (218.9, 1/12)	22	148	299	1885 (134.6, 12/109)	.495	18	13	4950 (353.6, 6/84)	74	36.9	370 (26.4, 6/66)
2003	13	*273 (4)	626	3145 (241.9, 1/5)	34	167	304	2462 (189.4, 12/88)	.549	20	9	*5607 (431.3, 2/24)	54	39.3	*436 (33.5, 3/21)
2004	11	216 (6)	467	2061 (187.4, 2/22)	22	162	286	2316 (210.5, 5/62)	.566	19	13	4377 (397.9, 5/36)	54	37.8	328 (29.8, 3/33)
2005	11	208 (7)	481	2386 (216.9, 1/12)	19	150	280	1581 (143.7, 11/108)	.536	13	12	3967 (360.6, 6/66)	50	41.8	283 (25.7, 6/65)

*Indicates all-time best

2006



RAZORBACK FOOTBALL



RECORDS

DEFENSIVE STATISTICS SINCE 1947

Bowl game statistics not counted from 1947-2001. Bowl game statistics included from 2002-present. (averages, SEC/NCAA rank)

YEAR	G	1ST DN	RUSH ATT	RUSH YDS	TD	PASS CMP	PASS ATT	PASS YDS	PCT	TD	INT	TOT OFF	PNT	PUNT AVG	TOTAL POINTS
1947	10	135	—	1709	—	79	163	866	.485	—	—	2575	—	37.1	145
1948	10	114	431	1297	—	72	161	839	.447	—	15	2136	71	35.6	136
1949	10	152	452	1541	—	98	236	1407	.415	—	*32	2948	66	35.7	175
1950	10	122	491	1886	—	61	162	1068	*.377	—	13	2954	82	37.7	163
1951	10	*104	461	1226	—	80	186	1192	.430	—	13	2418	80	37.1	162
1952	10	196	604	2131	—	96	209	1599	.459	—	13	3730	43	34.7	282
1953	10	156	526	2102	—	73	144	958	.507	—	9	3060	53	34.6	161
1954	10	156	544	2260	—	48	122	*538	.393	—	17	2798	43	*33.8	90
1955	10	145	496	1785	—	58	149	797	.389	—	18	2582	58	37.9	115
1956	10	171	544	2066	—	87	185	964	.470	—	14	3030	47	36.6	155
1957	10	153	535	1880	—	70	144	976	.486	—	8	2856	69	38.9	134
1958	10	167	487	1836	—	103	210	1147	.490	—	12	2983	49	36.3	150
1959	10	139	446	1468	10	84	164	949	.512	3	10	2417	56	34.7	94
1960	10	122	432	1330	7	*54	*121	641	.446	3	12	1971	52	38.8	80
1961	10	106	428	1145	7	57	*121	629	.471	5	10	*1774	68	35.5	87
1962	10	121	382	907	9	95	199	1094	.477	5	11	2001	60	37.8	88
1963	10	129	421	1177	7	89	195	1032	.456	6	15	2209	63	37.0	96
1964	10	117	400	970	5	77	166	835	.464	3	15	1805	69	37.1	*57
1965	10	148	*355	*756	8	154	291	1700	.529	5	24	2456	61	38.2	104
1966	10	150	388	997	6	138	288	1507	.479	4	23	2504	63	39.3	73
1967	10	160	472	1415	14	117	230	1346	.509	6	15	2761	74	38.1	149
1968	10	204	430	1380	10	175	312	2093	.561	16	20	3473	51	38.5	187
1969	10	151	408	1202	—	138	297	1553	.465	3	13	2755	—	38.4	76
1970	11	170	503	1353	—	131	278	1585	.471	5	*32	2938	67	37.0	144
1971	11	140	479	1419	7	112	239	1334	.469	11	24	2753	*86	37.4	155
1972	11	176	580	2344	23	90	197	1270	.457	5	15	3614	70	37.2	227
1973	11	177	570	2208	18	103	190	1315	.542	2	10	3523	63	37.4	184
1974	11	169	554	2024	11	75	192	1082	.391	5	9	3106	61	39.3	164
1975	11	190	604	2086	11	87	197	1131	.442	3	10	3217	65	38.8	113
1976	11	186	536	1719	12	119	224	1562	.531	11	16	3281	66	41.3	204
1977	11	165	539	1741	10	98	227	984	.432	*1	17	2725	81	40.7	95
1978	11	156	468	1250	10	116	238	1435	.487	8	11	2685	82	41.9	137
1979	11	183	519	2162	7	103	220	1280	.468	4	13	3442	63	42.8	108
1980	11	192	556	2195	22	106	219	1407	.484	7	7	3602	71	36.8	221
1981	11	175	467	1429	11	145	282	1793	.514	10	17	3312	71	41.7	188
1982	11	135	420	1064	8	126	270	1670	.467	4	14	2734	83	41.9	115
1983	11	187	510	2033	15	124	238	1706	.521	7	13	3739	59	41.1	172
1984	11	156	417	1616	8	150	294	1883	.510	6	15	3219	65	39.8	138
1985	11	169	425	1278	*2	158	319	1983	.495	10	20	3261	65	41.5	129
1986	11	179	403	1441	10	171	321	1790	.533	6	22	3231	53	43.3	142
1987	12	208	393	1198	9	230	425	2677	.541	13	22	3875	61	38.2	199
1988	11	179	394	1010	12	203	340	2230	.597	9	21	3240	66	40.2	173
1989	11	206	377	1294	8	198	347	2395	.571	14	15	3689	55	40.0	199
1990	11	254	475	1996	17	190	286	2430	.664	23	6	4426	45	40.9	360
1991	11	217	467	1833	16	182	317	2175	.574	5	17	4008	53	37.2	179
1992	11	199	495	1905 (173.1, 9)	14	160	275	1720 (156.4, 4/33)	.582	7	17	3625 (329.5, 7/34)	66	38.9	209 (19.0, 7/37)
1993	11	223	463	1853 (168.5, 9/59)	13	171	302	2072 (188.4, 6/34)	.566	7	13	3925 (356.8, 10/45)	48	39.1	208 (18.9, 6/25)
1994	11	185	442	1634 (148.5, 9)	14	153	282	1929 (175.4, 4)	.543	10	6	3563 (323.9, 5/28)	68	38.6	213 (19.4, 6/27)
1995	12	236	424	1251 (104.3, 1/5)	15	225	392	2659 (174.5, 4)	.574	16	16	3910 (325.8, 5/27)	61	38.8	263 (21.9, 7/47)
1996	11	194	379	1131 (102.8, 2/12)	12	186	336	2505 (227.7, 12)	.554	21	11	3636 (330.5, 7/34)	64	41.7	267 (24.3, 10)
1997	11	210	419	1449 (131.8, 8/40)	12	190	348	2419 (219.9, 8)	.546	21	9	3868 (351.7, 10/47)	59	38.2	284 (25.6, 11)
1998	11	191	390	1050 (95.5, 3/7)	6	193	368	2320 (210.9, 6)	.524	14	17	3370 (306.4, 3/18)	65	42.5	182 (16.5, 3/13)
1999	11	187	392	1109 (100.8, 6/12)	14	180	340	2218 (201.6, 5)	.529	12	12	3354 (302.5, 4/17)	66	42.2	208 (18.9, 4/19)
2000	11	175	412	1530 (139.1, 9/74)	15	143	302	1683 (153.0, 1/2)	.474	14	10	3213 (292.1, 1/12)	75	37.5	258 (23.5, 8/48)
2001	11	208 (6)	420	1615 (148.7, 8/57)	13	193	357	2502 (227.5, 7/68)	.541	19	17	4117 (376.2, 9/62)	60	39.7	269 (24.5, 8/52)
2002	14	267 (12)	504	1590 (113.6, 2/18)	11	267	483	3283 (234.5, 12/83)	.553	17	19	4873 (348.1, 9/44)	69	38.8	277 (19.8, 6/26)
2003	13	249 (10)	505	2041 (157.0, 7/62)	14	213	399	2431 (187.0, 4/21)	.534	17	17	4472 (344.0, 5/36)	66	39.2	305 (23.5, 7/48)
2004	11	209 (7)	435	1983 (180.3, 8/82)	15	172	287	2386 (216.9, 11/65)	.599	18	6	4369 (397.2, 10/76)	57	40.0	270 (24.5, 8/50)
2005	11	202 (6)	403	1458 (132.5, 6/35)	13	171	336	2303 (209.4, 9/45)	.509	20	12	3761 (341.9, 9/34)	63	40.2	271 (24.6, 10/54)

*Indicates all-time best

2006

UNIVERSITY OF ARKANSAS






RECORDS

INDIVIDUAL STATISTICAL LEADERS

NCAA LEADERS

Passing	Class	Games	Att.	Com.	Int.	Pct.	Yds.	TD
1939 Kay Eakin	Sr.	10	193	78	18	.404	962	5
Pass Receiving	Games	No.	Yds.	TD				
1937 Jim Benton	Sr.	10	47	754	7			
Punting	Games	No.	Yds.	TD				
1943 Harold Cox	Fr.	8	37	1518	41.0			
1980 Steve Cox	Sr.	11	47	2186	46.5			
1986 Greg Horne	Sr.	11	49	2313	47.2			
Punt Returns	No.	Yds.	Avg.					
1960 Lance Alworth	Jr.	18	307	17.1				
1961 Lance Alworth	Sr.	28	336	12.0				
1963 Ken Hatfield	Jr.	21	350	16.7				
1964 Ken Hatfield	Sr.	31	518	16.7				
Interception Returns	No.	Yds						
1949 Jim Rinehart	So.	10	106					
Kick Scoring	PAT	FG	TP					
1970 Bill McClard	Jr.	50-51	10	80				
Field Goals	Games	FG	FGA					
1979 Ish Ordonez	Jr.	11	18	1.64				
1981 Bruce Lahay	Sr.	11	19	1.73				
1988 Kendall Trainor	Sr.	11	24	2.18				



Kendall Trainor is one of three Razorbacks to lead the nation in field goals per game.

SEC LEADERS

RUSHING

2003 Cedric Cobbs - 110.0

FIELD GOALS PER GAME

1998 Todd Latourette - 1.70

INTERCEPTIONS

1998 Zac Painter - 5(T)
2005 Vickiel Vaughn - 4(T)

YARDS PER RECEPTION

1998 Anthony Lucas - 23.35

QUARTERBACK SACKS

1995 Steven Conley - 14

TACKLES FOR LOSS

1995 Steven Conley - 23

KICK RETURN AVERAGE

2005 Felix Jones - 31.9

SWC LEADERS

RUSHING YARDS

1945 John Hoffman - 587
1962 Billy Moore - 585
1965 Bobby Burnett - 947
1969 Bill Burnett - 900
1972 Dickey Morton - 1188
1976 Ben Cowins - 1162

PASSING ACCURACY

1935 Jack Robbins - .625
1937 Dwight Sloan - .476
1953 Lamar McHan - .520
1971 Joe Ferguson - .590
1979 Kevin Scanlon - .662
1980 Tom Jones - .560
1986 Greg Thomas - .615
1988 Quinn Grovey - .633

INTERCEPTIONS

1954 George Walker - 6
1955 Don Christian - 4
1956 Gerald Nesbitt - 4
1966 Gary Adams - 7
1970 David Hogue - 6
1971 Louis Campbell - 7
1988 Patrick Williams - 6

KICKOFF RETURN YARDS

1944 Alton Baldwin - 286
1945 Alton Baldwin - 242
1946 Clyde Scott - 170
1960 Lance Alworth - 328
1961 Lance Alworth - 300
1980 Derek Holloway - 407
1982 Derek Holloway - 21.7*

RUSHING AVERAGE

1962 Billy Moore - 4.5
1965 Bobby Burnett - 4.1
1969 Bill Burnett - 4.3
1976 Ben Cowins - 6.3

TOTAL OFFENSE PLAYS

1939 Kay Eakin - 312
1953 Lamar McHan - 293

PUNTING

1937 Jack Robbins - 39.4
1938 Kay Eakin - 41.1
1939 Kay Eakin - 38.3
1943 Harold Cox - 41.0
1953 Lamar McHan - 40.2
1955 Gerald Nesbitt - 46.9
1975 Tommy Cheyne - 43.0
1979 Steve Cox 43.8
1980 Steve Cox 46.5
1986 Greg Horne - 47.2

SCORING

1928 Bevo Beavers - 84
1931 Homer Ledbetter - 42
1962 Billy Moore - 84
1967 David Dickey - 96
1968 Bill Burnett - 96
1969 Bill Burnett - 120
1978 Ish Ordonez - 78
1979 Ish Ordonez - 80
1987 James Rouse - 102

PASSES ATTEMPTED

1939 Kay Eakin - 193
1953 Lamar McHan - 150
1971 Joe Ferguson - 271

TOTAL OFFENSE YARDS

1939 Kay Eakin - 1344
1953 Lamar McHan - 1516
1971 Joe Ferguson - 2242
1979 Kevin Scanlon - 1460

PASSES COMPLETED

1939 Kay Eakin - 78
1953 Lamar McHan - 78
1971 Joe Ferguson - 160

PASS RECEIVING

1929 Wear Schoonover - 33
1937 Jim Benton - 47
1953 Floyd Sagely - 30
1971 Mike Reppond - 56
1984 James Shibest - 51

NET YARDS PASSING

1935 Jack Robbins - 1219
1937 Dwight Sloan - 1074
1953 Lamar McHan - 1107
1971 Joe Ferguson - 2203

TANDEM OFFENSE

1961 Lance Alworth - 836
1969 Bill Burnett - 947
1972 Dickey Morton - 1274
1973 Dickey Morton - 1326
1975 Jerry Eckwood - 115.0*

TD PASSES

1953 Lamar McHan - 8
1971 Joe Ferguson - 11

TOUCHDOWNS

1957 Gerald Nesbitt - 7
1962 Billy Moore - 14
1967 David Dickey - 16
1968 Bill Burnett - 16
1969 Bill Burnett - 20

CONVERSIONS MADE

1960 Mickey Cissel - 21
1971 Bill McClard - 35

*based on per-game average

2006



RAZORBACK FOOTBALL



RECORDS

TEAM CONFERENCE LEADERS



Steve Cox led the Southwest Conference in punting in 1979 and 1980.

TOTAL OFFENSE

Year	Games	Rush Yards	Pass Yards	Total Yards	Avg./Game
1937	10	NA	NA	2,823	282.3
1962	10	2,412	1,158	3,570	357.0
1965	10	2,262	1,341	3,603	360.3
1971	11	2,571	2,327	4,898	445.3

RUSHING OFFENSE

Year	Games	Attempts	Rush Yards	Avg./Game
1962	10	570	2,412	241.2
1965	10	515	2,262	226.2
1975	11	659	3,523	320.3
1985	11	685	2,922	265.6
1986	11	668	2,721	247.4
1989	11	680	3,456	314.2

Year	Games	Attempts	Rush Yards	Avg./Game
2002	14	643	3,065	218.9
2003	13	626	3,145	241.9
2005	11	481	2,386	216.9

PASSING OFFENSE

Year	Games	Attempts	Completions	Pass Yards	Avg./Game
1937	10	NA	NA	1,850	185.0
1970	11	286	160	2,448	222.5
1971	11	293	170	2,327	211.5

SCORING OFFENSE

Year	Games	Total Points	Avg. / Game
1928	9	NA	27.9
1933	10	NA	20.6
1937	10	NA	18.6
1957	10	187	18.7
1960	10	179	17.9
1962	10	286	28.6
1964	10	221	22.1
1965	10	324	32.4
1966	10	218	21.8
1971	11	343	31.2

RED ZONE OFFENSE

Year	Games	Red Zone	Pct.	TDs	R/P	FG-AT	Other
2004	11	35-40	.875	32	20/12	3-5	3

TOTAL DEFENSE

Year	Games	Rush Yards	Pass Yards	Total Yards	Avg./Game
1960	10	1,330	641	1,971	197.1
1962	10	907	1,094	2,001	200.1
1964	10	970	835	1,805	180.5
1966	10	997	1,507	2,504	250.4
1967	10	1,415	1,346	2,761	276.1
1970	11	1,353	1,585	2,938	267.1
1971	11	1,419	1,334	2,753	250.3

1982	11	1,064	1,670	2,734	248.5
1984	11	1,336	1,883	3,219	292.6

Year	Games	Rush Yards	Pass Yards	Total Yards	Avg./Game
2000	11	1,530	1,683	3,213	292.1

RUSHING DEFENSE

Year	Games	Attempts	Rush Yards	Avg./Game
1951	10	461	1,226	122.6
1962	10	382	907	90.7
1965	10	355	756	75.6
1966	10	388	997	99.7
1968	10	430	1,380	138.0
1971	11	479	1,419	129.0
1982	11	420	1,064	96.7
1985	11	425	1,278	116.2
1987	12	393	1,198	99.8
1988	11	394	1,010	91.8

Year	Games	Attempts	Rush Yards	Avg./Game
1995	12	424	1,251	104.3

PASSING DEFENSE

Year	Games	Attempts	Completions	Pass Yards	Avg./Game
1954	10	122	48	538	53.8
1961	10	121	57	629	62.9
1977	11	227	98	984	89.5

Year	Games	Attempts	Completions	Pass Yards	Avg./Game
2000	11	302	143	1,683	153.0

SCORING DEFENSE

Year	Games	Total Points	Avg. / Game
1954	10	90	9.0
1964*	10	57	5.7
1965	10	104	10.4
1966	10	73	7.3
1969	10	76	7.6
1977	11	95	8.6
1982	11	115	10.5
1984	11	138	12.5
1985	11	129	11.7
1986	11	142	12.9
1988	11	173	15.7

KICKOFF RETURNS

Year	Games	Ret.	Yards	TDs	Avg.
2005*	11	33	965	1	29.2

TURNOVER MARGIN

Year	Games	Gained			Lost			Marg	Per/G
		Fum	Int	Tot	Fum	Int	Tot		
2002	14	17	19	36	6	13	19	+17	1.21
2003	13	16	17	33	13	9	22	+11	0.85

*Also led NCAA in statistical category



Senior tackle Tony Ugoh and the Razorbacks have led the Southeastern Conference in rushing in three of the last four years, including in 2005 when the Hogs were No. 12 in the nation with 216.9 yards per game.





RECORDS OPPONENT RECORDS

INDIVIDUAL RECORDS (OFFENSIVE)

Most Rushing Attempts: 41, Travis Stephens, Tennessee, 2001
 Most Net Yards Rushing: 246, Stephen Davis, Auburn, 1994
 Most Touchdown Runs: 3, Frank Eidom, SMU, 1954; Hillary Shockley, Stanford, 1970; Jim Bertlesen, Texas, 1970; Walter Abercrombie, Baylor, 1980; Reggie Dupard, SMU, 1984; Stephen Davis, Auburn, 1994; Jay Graham, Tennessee, 1995; Kendall Cleveland, LSU, 1995; Anthony Thomas, Michigan, 1998 (Citrus Bowl, 1999); LaBrandon Toefield, LSU, 2001; Jabari Davis, Tennessee, 2002; Jared Lorenzen, Kentucky, 2003
 Most Passes Attempted: 67, Tim Couch, Kentucky, 1998
 Most Passes Completed: 47, Tim Couch, Kentucky, 1998
 Most Yards Passing: 499, Tim Couch, Kentucky, 1998
 Best Pass Completion Percentage: .895 (17-19), Jason Campbell, Auburn, 2004
 Most Passes Had Intercepted: 8, Gary Carter, SMU, 1970
 Most Touchdown Passes Thrown: 7, David Klingler, Houston, 1990
 Most Passes Caught: 17, Willie Gosha, Auburn, 1995
 Most Yards Gained Receiving: 222, Willie Gosha, Auburn, 1995
 Best Yards Average Per Catch: 30.3 (4-121) David Yaege, North Texas, 1971
 Most Touchdown Passes Caught: 3, Don Ellis, Texas A&M, 1952; Emanuel Tolbert, SMU, 1976; Reidel Anthony, Florida, 1996; Cedrick Wilson, Tennessee, 2000; J. Armstead, Ole Miss, 2001
 Most Total Offensive Plays: 73, Tim Couch, Kentucky, 1998
 Most Total Offensive Yards: 473 (16 rushing, 457 passing), David Klingler, Houston, 1990
 Most Punts: 14, Eddie Hare, Tulsa, 1978
 Most Yards Punting: 578, Eddie Hare, Tulsa, 1978
 Best Punting Average: 55.5 (2-111), Brian Diehl, Alabama, 1993
 Most Punt Returns: 7, Walt Fondren, Texas, 1955; Bruce Henley, Rice, 1972; Curtis Fagan, Oklahoma, 2001 (2002 Cotton Bowl)
 Most Punt Return Yards: 123, Derek Abney, Kentucky, 2002
 Most Arkansas Passes Intercepted: 4, Jack Boring, Texas A&M, 1952
 Most Yards Gained on Arkansas Passes Intercepted: 87, Mike Tyler, Rice, 1970
 Most Kickoff Returns: 7, H.J. Adams, Louisiana-Monroe, 2000
 Most Kickoff Return Yards: 138, Art Whittington, SMU, 1976
 Most Touchdowns Responsible For: 6, Eli Manning, Ole Miss, 2001
 Most Points Responsible For: 36, Eli Manning, Ole Miss, 2001
 Most Extra Points Made: 9, Alex Walls, Tennessee, 2000
 Most Field Goals Attempted: 7, Abby Daigle, Oklahoma State, 1974
 Most Field Goals Made: 5, Jeff Ward, Texas, 1985; Brian Hazelwood, Mississippi State, 1998; Dan Nystrom, Minnesota, 2002
 Longest Rushing Play: 97, John Avery, Ole Miss, 1997
 Longest Passing Play: 99, Gino Torretta to Horace Copeland, Miami, 1991
 Longest Punt Return: 92, Fred Jacob, Rice, 1942
 Longest Kickoff Return: 100, Anthony Davis, Southern Cal, 1974; Arthur Washington, SMU, 1974, Deuce McAllister, Ole Miss, 1999
 Longest Punt: 88, Larry Isbell, Baylor, 1950
 Longest Field Goal: 58, Russell Erxleben, Texas, 1977

TEAM RECORDS (OFFENSIVE)

Most First Downs: 34, Baylor, 1983
 Most First Downs Rushing: 26, Texas, 1970
 Most First Downs Passing: 21, Kentucky, 1998
 Most Rushing Attempts: 90, Texas, 1970
 Most Net Yards Rushing: 505, Rice, 1953
 Fewest Yards Lost Rushing: 0, Hardin-Simmons, 1958; Tulsa, 1962
 Most Passes Attempted: 67, Kentucky, 1998
 Most Passes Completed: 47, Kentucky, 1998
 Most Yards Passing: 499, Kentucky, 1998
 Most Touchdown Passes Thrown: 7, Houston, 1990
 Most Total Offense Plays: 103, Kentucky, 2003
 Most Total Offense Yards: 736, Southern California, 2005
 Most Punts: 14, Tulsa, 1978
 Most Yards Punting: 578, Tulsa, 1978
 Fewest Punts: 0, Northwestern (La.) State, 1947
 Fewest Punt Yards: 0, Northwestern (La.) State, 1947
 Most Punt Returns: 7, Baylor, 1955; Texas, 1955; Rice 1972; Oklahoma, 2001 (2002 Cotton Bowl)
 Most Punt Return Yards: 123, Kentucky, 2002
 Most Kickoff Returns: 8, Texas Tech, 1957; Hardin-Simmons, 1958; Wichita State, 1970; Tulsa, 1974; Louisiana-Monroe, 2000; Ole Miss, 2002; New Mexico State, 2004; Missouri State, 2005
 Most Kickoff Return Yards: 200, Boise State, 2000
 Most Points: 103, Oklahoma, 1918
 Most Extra Points Attempted and Made: 10, Southern California, 2005
 Most Field Goals Attempted: 7, Oklahoma State, 1974
 Most Field Goals Made: 5, Texas, 1985; Mississippi State, 1998; Minnesota, 2002

DEFENSIVE RECORDS

Fewest Arkansas First Downs: 3 vs. Baylor, 1958
 Fewest Arkansas First Downs Rushing: 0 vs. Florida, 1997
 Fewest Arkansas First Downs Passing: 0 14 times (Last time vs. SMU, 1991)
 Fewest Arkansas Rushing Attempts: 21 vs. SMU, 1997
 Fewest Arkansas Net Rushing Yards: -56 vs. Florida, 1997
 Most Arkansas Yards Lost Rushing: 84 vs. Florida, 1997
 Fewest Arkansas Passes Attempted: 0 vs. Oklahoma State, 1976
 Fewest Arkansas Passes Completed: 0, Five times (Last time vs. Texas A&M, 1991)
 Most Arkansas Passes Intercepted: 8 vs. SMU, 1951
 Most Opponent Yards Gained on Arkansas Passes Intercepted: 104 vs. Tennessee, 1971
 Fewest Arkansas Yards Passing: -11 vs. USC, 1974
 Fewest Arkansas Total Offensive Plays: 26 vs. Texas, 1947
 Fewest Arkansas Total Offensive Yards: 42 vs. UCLA, 1988 (21 rush, 21 pass)

2006




RAZORBACK FOOTBALL



HISTORY

1964 NATIONAL CHAMPIONSHIP



PLAYERS LEFT TO RIGHT - FIRST ROW: 1. Gary Robinson; 2. Ronnie Mac Smith; 3. Tom McNelly; 4. Fred Marshall; 5. Jerry Welch; 6. Jim Finch; 7. Dick Hatfield; 8. Ken Hatfield; 9. Jim Lindsey; 10. Johnny Majors. SECOND ROW: 11. Bill Ferrell; 12. Randy Stewart; 13. Jerry Jones; 14. Mike Jordan; 15. Tommy Sain; 16. Bobby Roper; 17. Jim Williams; 18. Larry Watkins; 19. Loyd Phillips; 20. Bobby Burnett; 21. Lee Johnson; 22. Melvin Gibbs; 23. Glen Ray Hines; 24. Mike Bender; 25. Jim Mackenzie. THIRD ROW: 26. Lon Ferrell; 27. Merv Johnson; 28. Eddie Woodlee; 29. Martine Bercher; 30. Dick Cunningham; 31. Harry Jones; 32. Jimmy Johnson. FOURTH ROW: 33. Bobby Nix; 34. Richard Trail; 35. Tommy Burnett; 36. Guy Jones; 37. Joe Black; 38. Bill Gray; 39. Claud Smythe; 40. Jackie Brausuell; 41. Stu Berryhill; 42. Bobby Crockett; 43. Charles Daniel

2006

UNIVERSITY OF ARKANSAS

Without question, the proudest moment in the history of Arkansas Razorback football is the 1964 national championship. Head coach Frank Broyles led his '64 team to an undefeated 10-0 regular season record and a 10-7 Cotton Bowl victory over Nebraska.

The 1964 championship was historic not so much for who won but for when the title was awarded.

In 1964, seven different entities named a mythical national champion. The two most notable polls to fans at the time — The Associated Press and the United Press International — did not wait until after the bowl games to award their champion. Because of that, Alabama was named the national champ by the AP, UPI and

Litkenhous groups. However, the Crimson Tide went on to lose, 21-17, to Texas in the Orange Bowl and finish 10-1 on the year.

Arkansas remained the only undefeated team in the country at 11-0 with its victory over Nebraska. Two groups who waited until after the bowl games to name their champion — The Football Writers Association of America and the Helms Athletic Foundation — named Frank Broyles' Razorbacks as national champs. Notre Dame and Michigan also were honored by lesser known polls. Both the AP (1965) and UPI (1974) eventually changed their procedure, choosing to wait until after the bowls to announce their final polls.

1964 GAME-BY-GAME

- Arkansas 14, Oklahoma State 10 | Sept. 19, 1964 • Little Rock, Ark.**
 - ▶ The Hogs earned 235 yards rushing including touchdown runs by Jim Lindsey and Bobby Burnett.
 - ▶ Arkansas staged a 64-yard game-winning drive in the third quarter to secure the victory.
- Arkansas 31, Tulsa 22 | Sept. 26, 1964 • Fayetteville, Ark.**
 - ▶ Arkansas scored 31 straight points after trailing 14-0 midway through the first quarter.
 - ▶ UA All-American linebacker Ronnie Caveness returned an interception for a touchdown and recovered a fumble in the win.
- Arkansas 29, TCU 6 | Oct. 3, 1964 • Fort Worth, Texas**
 - ▶ The Razorbacks intercepted TCU six times in the victory including two thefts by defensive halfback Bill Gray.
 - ▶ UA quarterback Fred Marshall threw for 157 yards and scored a touchdown rushing.
- Arkansas 17, Baylor 6 | Oct. 10, 1964 • Little Rock, Ark.**
 - ▶ Arkansas racked up 342 yards of total offense.
 - ▶ The Hogs collected six Baylor turnovers including three interceptions and three fumble recoveries.
- Arkansas 14, Texas 13 | Oct. 17, 1964 • Austin, Texas**
 - ▶ Ken Hatfield's 81-yard punt return for a touchdown set the tone for the UA victory.
 - ▶ UA linebacker Ronnie Caveness tallied 25 tackles against the Longhorns.
- Arkansas 17, Wichita State 0 | Oct. 24, 1964 • Little Rock, Ark.**
 - ▶ Arkansas blanked the Shockers in the first of its school record tying five straight shutouts.
 - ▶ Quarterback Fred Marshall ran for a score and passed to Jim Lindsey for another in the victory.

- Arkansas 17, Texas A&M 0 | Oct. 31, 1964 • College Station, Texas**
 - ▶ The UA defense limited Texas A&M to seven yards rushing in the final 30 minutes of the game.
 - ▶ UA offensive halfback Jack Brasuell scored twice on the ground in the win over the Aggies.
- Arkansas 21, Rice 0 | Nov. 7, 1964 • Fayetteville, Ark.**
 - ▶ Rice snapped the ball in UA territory on only one play the entire game.
 - ▶ Harry Jones returned an Owls' errant pass for a 35-yard touchdown.
- Arkansas 44, SMU 0 | Nov. 14, 1964 • Fayetteville, Ark.**
 - ▶ Arkansas racked up 340 yards in total offense
 - ▶ Ken Hatfield essentially cemented his national punt return crown by returning a punt 78 yards for a touchdown against the Ponies.
- Arkansas 17, Texas Tech 0 | Nov. 21, 1964 • Lubbock, Texas**
 - ▶ The Razorbacks tied a school record with their fifth straight shutout.
 - ▶ Bobby Roper blocked two Texas Tech field goal attempts and recovered a fumble in the regular season finale against the Red Raiders.
- Arkansas 10, Nebraska 7 | January 1, 1965 • Cotton Bowl • Dallas, Texas**
 - ▶ The Hogs' victory coupled with a loss by Alabama in the Orange Bowl established Arkansas as the only undefeated team in the nation. Both The Football Writers Association of America and the Helms Athletic Foundation voted Arkansas the 1964 national champion.
 - ▶ Arkansas trailed 7-3 before mounting an 80-yard scoring drive in the fourth quarter to secure the win and the national crown.





HISTORY

ALL-AMERICANS



B Lance Alworth
1961 FWAA 1st

In 1961, he led the team in rushing (110 carries, 516 yards), receiving (18-320), punt returns (28-336) and kickoff returns (13-300). Alworth became a first round draft pick, going to the 49ers, and was eventually enshrined into the Pro Football Hall of Fame. In 2005, he was inducted into the SBC Cotton Bowl Hall of Fame.



OT Shawn Andrews
2002 AFCA/FWAA/TSN/CNNI.com/
ESPN.com/CollegeFootballNews.com 1st
2003 AFCA/AP/CFN/ESPN.com/FWAA/
TSN/CNNI.com/WC 1st

A finalist for the Outland Trophy and Lombardi Award as a junior, he was also named the SEC's 2003 Offensive Player of the Year by College Football News and won the Jacobs Award (SEC's top blocker) for the second straight season after helping UA lead the SEC and rank fifth in the nation in rushing (241.9). In 2002, he became the first sophomore in UA history to earn first-team All-America honors.



OG Jim Barnes
1968 AP 1st

A captain in 1968, he helped lead his squad to a 10-1 record and a share of the SWC championship. A first-team All-SWC selection, he was also named to UA's all-decade team.



E Jim Benton
1937 NANA 1st ChP/2nd AP/CP 3rd

One of UA's earliest All-Americans, Jim Benton led the Hogs to a record of 6-2-2 and a No. 14 final ranking by AP in 1937. He is also a member of UA's all-century team. He had 48 receptions for 814 yards and seven TDs in '37.



S Martine Bercher
1966 AFCA/UPI 1st

He helped lead the Hog defense to a season that saw them give up just 73 points on their way to an 8-2 season and No. 13 final ranking by UPI. He made 30 tackles with three interceptions.



C Rodney Brand
1969 AP/FWAA/WC 1st

A captain, he helped the Razorbacks post a 9-2 record, finished second in the SWC and went on to play in the Sugar Bowl against Ole Miss.



OG/DT Bud Brooks
1954 AFCA/AP/FWAA/WC 1st

Not only was he an All-American, he also won the 1954 Outland Trophy. He helped the Hogs win the SWC championship with an 8-3 record and earn a trip to the 1955 Cotton Bowl against Georgia Tech. He was also the MVP of the south team in the Senior Bowl



DT Dick Bumpas
1970 AP 1st

He grounded the defense on a team that went 9-2, and finished second in the SWC. He recorded 53 tackles for the league's top defense (267 yards per game) and was the MVP of the Blue-Gray Game.



OG Brandon Burlsworth
1998 Football News 1st / AP 2nd

The guard helped the Razorback offense to 4,333 yards and a school-record 26 passing touchdowns in 11 games as the Hogs went 9-3 and played in the Citrus Bowl.



LB Ronnie Caveness
1963 Football News 1st
1964 AFCA/AP/FWAA/NEA/TSN 1st

A member of the 1964 national championship team, Caveness led the Hogs with 155 tackles. He also holds the school's top two spots for tackles in a game — 29 vs. Texas in 1963 and 25 vs. Texas in 1964. He had 154 tackles in 1963 and 155 in '64.



NG Tony Cherico
1987 AFCA 1st

A team captain, he helped the '87 Hogs lead the SWC in rush defense, allowing only 99.8 yards per game on their way to a 9-4 season. He had 67 tackles with four tackles for loss.



E Bobby Crockett
1965 FWAA 1st

A year following the national championship, he helped lead the Hogs to a near perfect record and the SWC crown. The Razorbacks' (10-1, 7-0) only loss came in the Cotton Bowl.



E Chuck Dicus
1969 AFCA 1st
1970 AFCA/AP/WC 1st

Arkansas' second two-time All-American, he hauled in 42 passes for 688 yards and four scores in 1969, and in 1970 caught 38 passes for 577 yards and four scores.



DE Ron Fautro
1983 UPI 1st

A team captain, he led the team in sacks and tackles for loss. Seven times he drug opposing quarterbacks to the ground and he finished the year with 61 tackles, including 10 tackles for 52 lost yards.



FS Ken Hamlin
2002 CollegeFootballNews.com 1st

Despite playing only three years, he ended his career as UA's all-time tackles leader with 381, making 159 during his junior season of 2002 with 11 passes broken up, four interceptions and five tackles for loss.

Year-by-Year All-Americans

1929	E Wear Schoonover
1937	E Jim Benton
1948	TB Clyde Scott
1954	OG/DT Bud Brooks
1959	B Jim Mooty
1960	LB Wayne Harris
1961	B Lance Alworth
1962	QB Billy Moore
1963	LB Ronnie Caveness
1964	LB Ronnie Caveness
1965	E Bobby Crockett
	T Glen Ray Hines
	T Loyd Phillips
1966	T Loyd Phillips
1968	OG Jim Barnes
1966	S Martine Bercher
1969	C Rodney Brand
	E Chuck Dicus
	LB Cliff Powell
1970	DT Dick Bumpas
	E Chuck Dicus
	DE Bruce James
	K Bill McClard
1971	K Bill McClard
1976	K/P Steve Little
1977	K/P Steve Little
	OG Leotis Harris
1978	DT Dan Hampton
	DT Jimmy Walker
1979	OT Greg Kolenda
1981	K/P Bruce Lahay
	DE Billy Ray Smith Jr.
1982	OG Steve Korte
	DE Billy Ray Smith Jr.
1983	DE Ron Fautro
1986	P Greg Horne
1987	NG Tony Cherico
1988	DT Wayne Martin
	K Kendall Trainor
1989	OT Jim Mabry
1998	OG Brandon Burlsworth
1999	FS Kenoy Kennedy
	SE Anthony Lucas
2001	LB Jermaine Petty
2002	OT Shawn Andrews
	FS Ken Hamlin
2003	OT Shawn Andrews
2005	KR Felix Jones

2006



RAZORBACK FOOTBALL



HISTORY

ALL-AMERICANS



DT Dan Hampton
1978 AFCA 1st

Arkansas' latest Pro Football Hall of Fame inductee (2002), he helped the Hogs reach the Fiesta Bowl and earn a No. 10 final ranking by UPI. He made 98 tackles, including 70 solo stops, with 18 tackles for loss.



OG Leotis Harris
1977 AFCA/AP/WC 1st

He helped the Razorback offense defeat 11 of its 12 opponents, including a 31-6 victory over No. 2 Oklahoma in the Orange Bowl. UA finished the year ranked No. 3 nationally by both AP and UPI.



LB Wayne Harris
1960 FWAA 1st

The senior captain helped the Hogs go 8-3 and win the SWC championship while making a school-record 174 tackles with five pass deflections in 1960.



T Glen Ray Hines
1965 AFCA/AP/FWAA/WC 1st

The offensive tackle helped the Razorbacks not only win the national title in 1964, but also finish 10-1 and win the SWC in 1965.



P Greg Horne
1986 AFCA 1st

Horne helped the Hogs to a 9-3 record and an Orange Bowl berth. Horne kicked the ball 49 times for 2,313 yards, a school-record average of 47.2 yards per punt.



DE Bruce James
1970 FWAA 1st

He helped the Hogs to a 9-2 record and a No. 11 final ranking by AP. James was an end on a team that won nine straight games and a key member of a defense that led the Southwest Conference in total defense with 267 yards allowed per game.



KR/TB Felix Jones
2005 CollegeFootballNews.com 1st

The first freshman in UA history to earn All-America honors, he was also honorable mention by SI.com, and a freshman All-American by Scout.com, Rivals.com (2nd team, KR) and The Sporting News (2nd team, KR). Second-team All-SEC as a return specialist, he led the SEC and was second in the nation with 31.9 yards on 17 kickoff returns with one touchdown and a long return of 100 yards. His 543 return yards are the second-most in a season in school history. He ranked 10th in the SEC in rushing (56.9 ypg) with 626 yards and three TDs on 99 carries. He was fifth in the SEC with 116.4 all-purpose yards per game (1,280 total).



FS Kenoy Kennedy
1999 AP 3rd

Kennedy had team highs of 98 tackles and 10 passes broken up on a squad that went 8-4, ended the year ranked No. 17 by AP and defeated Texas in the 2000 Cotton Bowl.



OT Greg Kolenda
1979 AFCA/AP/FWAA/WC 1st

The 1979 squad went 10-2, ranked No. 8 in the nation by AP, was the SWC co-champions and played in the Sugar Bowl. His pass blocking helped UA complete a school-record 63.9 percent of its passes.



OG Steve Korte
1982 AFCA/AP/FWAA/TSN 1st

Korte helped the Hogs to a 9-2-1 record, a No. 8 final ranking by UPI and a win over Florida in the Bluebonnet Bowl. UA rushed for more than 2,300 yards and 22 touchdowns.



K/P Bruce Lahay
1981 FWAA 1st

Lahay punted the ball 63 times for 2,436 yards, an average of 38.7 yards per try. When it came to splitting the uprights he was no slouch either, making 19 of 24 field goals (.792).



K/P Steve Little
1976 AFCA 1st
1977 AP/FWAA/TSN 1st

He has the two longest field goals in UA history (67 yards vs. Texas, 1977; 61 yards vs. Tulsa, 1976) and is the career leader for kick scoring (280 points). Little also handled punting duties with 63 attempts for 2,797 yards (44.4) in 1976 and 48 tries for 2,127 yards (44.3) in 1977. He made 19 of 30 field goals in '77.



SE Anthony Lucas
1999 AP 3rd

He led the Hogs with 37 catches for 822 yards in a year that saw the team go 8-4 and defeat Texas in the Cotton Bowl. Lucas also holds the career mark for receiving yards (2,879) and touchdowns (23), and is second in receptions (137).



OT Jim Mabry
1989 AFCA/AP/WC 1st

He played for a Razorback squad that went 10-2, finished ranked No. 13 and won the SWC title. During the year, Mabry and his line helped the Hogs offense average an astounding 453 yards per game.



DT Wayne Martin
1988 AP/FWAA/TSN 1st

His career found him tied for third in tackles for loss with 37. He also owns the school record for sacks in a game (five) against Ole Miss and the record for sacks in a career with 25.5. He had team highs with 18 tackles for loss and 13 sacks in '88 while making 68 total tackles.



K Bill McClard
1970 AFCA 1st
1971 FWAA/TSN 1st

He nailed 50 of 51 PATs in 1970 and 35 of 38 in '71. His 1970 mark is a school record for both attempts and makes. He is also the all-time leader in career extra point attempts and makes (125-133). In addition, he has three of the longest field goals in school history, making attempts from 60 yards (vs. SMU, 1970), 53 (vs. Wichita State, 1970) and 52 (vs. California, 1971). He was 10 of 15 in 1970 and 12 of 22 in '71.

2006

UNIVERSITY OF ARKANSAS





HISTORY ALL-AMERICANS



QB Billy Moore
1962 FWAA 1st

He led the Hogs in both passing and rushing in 1962. His 131 attempts for 585 yards on the ground and 51 of 91 passing attempts for 673 yards through the air gave him 1,258 yards of total offense and a combined 19 touchdowns.



B Jim Mooty
1959 AP 1st / NEA 3rd

He had 93 carries for 519 yards and five touchdowns on a team that went 9-2, was co-champion of the SWC, ended the season ranked No. 9 and played in the Gator Bowl.



LB Jermaine Petty
2001 AAFF/AFCA 1st

He finished his career as the No. 4 tackler in a season with 140. Petty was also named the Bronko Nagurski Player of the Week two times. His biggest stop came on a two-point conversion attempt at Ole Miss when his tackle gave UA the 58-56, seven-overtime victory in the longest game ever played.



T Loyd Phillips
1965 AFCA/AP/WC 1st
1966 AFCA/AP/FWAA/TSN/WC 1st

His most significant achievement was winning the Outland Trophy for the most outstanding lineman in college football. Phillips finished his career with 304 tackles, including a 22-tackle performance against Tulsa. He made 100 stops in '65 and 97 in '66.



LB Cliff Powell
1969 AFCA 1st

A three-year letterman, he held the school record for tackles in a career (367) from 1969 through the end of the 2002 season. His senior campaign saw him make 134 tackles to break the previous record by 10 (Ronnie Caveness).



E Wear Schoonover
1929 GR/NYS 1st UPI/2nd AP/INS 3rd

Arkansas' first All-American, despite playing more than 70 years ago, he still is atop the list for receptions in a game. He hauled in 13 passes for 129 yards in a matchup against Baylor in 1929. He also has one of the longest interception returns in UA history with a 96-yard jaunt for a score against Centenary.



TB Clyde Scott
1948 AFCA/AP 1st

The most successful two-sport athlete in Razorback history, "Smackover" Scott lettered in football and track. He is only one of two numbers retired by the University of Arkansas, and he is the only two-sport athlete to be selected an All-American in both sports. The spring of 1948 saw Scott not only establish himself in track, earning All-America honors, but as an Olympian as well. He won the silver medal in the 110-yard hurdles at the summer games in London. Back on the gridiron, Scott led the Hogs in rushing (95-670) and kickoff returns (8-195).



DE Billy Ray Smith Jr.
1981 AFCA/AP/FWAA/TSN/WC 1st
1982 AFCA/AP/FWAA/TSN/WC 1st

His career saw him wreak havoc in the backfield, stopping opponents a school-record 63 times behind the line of scrimmage for 343 lost yards. Smith finished his career with 299 tackles. He had 72 tackles with 19 for loss in 1981 and 90 stops with 15 for loss in '82.



K Kendall Trainor
1988 AFCA/AP/TSN/WC 1st

In addition to five other school records, Trainor holds the record for most field goals made in a season, splitting the uprights 24 of 27 times in 1988, and for made field goals in a game (5-5) against TCU and Texas A&M. He made his final 24 field goal attempts as a Razorback including a 58-yard effort against Miami (Fla.).



DT Jimmy Walker
1978 FWAA 1st

He was in the backfield 37 times for 216 yards in losses during his career. Following the 1977 regular season, Walker recovered a fumble that aided in the Hogs' drumming of Oklahoma in the Orange Bowl. A year later, he made 86 tackles with a then-school record 19 tackles for loss and was named the most outstanding defensive player after making 10 tackles in the 1978 Fiesta Bowl.

2006



RAZORBACK FOOTBALL

UA's Outland Trophy Winners



Loyd Phillips

OUTLAND TROPHY (Outstanding Lineman in College Football)

Named for John Outland, an All-American tackle at the University of Pennsylvania in 1897, this trophy is presented by the Football Writers' Association of America to the nation's outstanding collegiate interior lineman.

Arkansas boasts two Outland Trophy winners in its history. An offensive guard and defensive tackle, Bud Brooks was the first UA honoree in 1954. Tackle Loyd Phillips became the Hogs' second winner when he won the award in 1966. The honor is the most prestigious award ever earned by an individual UA player.

- 1954: Bill "Bud" Brooks, defensive tackle/offensive guard
- 1966: Loyd Phillips, defensive tackle

Legend

- AAFF – All-American Football Foundation
- AFCA – American Football Coaches Association
- AP – Associated Press
- CFN – *College Football News*
- ChP – Charles Parker
- CP – Central Press
- FN – *Football News*
- FWAA – Football Writers Association of America
- GR – Grantland Rice
- INS – International News Service
- NANA – North American Newspaper Alliance
- NEA – Newspaper Enterprise Association
- NYS – *New York Sun*
- TSN – *The Sporting News*
- UPI – United Press International
- WC – Walter Camp Foundation

Note: The American Football Coaches Association, *The Sporting News* and the Walter Camp Foundation select only a first team; the Associated Press selected only a first team until 1995; INS merged with United Press in 1958 to form UPI; ChP is Charles Parker, final team selected in 1937, chosen by board and circulated by Scripps-Howard; CP selected teams from 1963-70; NANA selected teams from 1927-36; NEA selected teams from 1917-73; TSN selected teams from 1934-63 and since 1993; UPI selected teams from 1958-95; WC selected teams from 1972-74 and since 1983.





HISTORY

ALL-SOUTHEASTERN CONFERENCE (1992-CURRENT)



OT Shawn Andrews
2001 AP 2nd
2002 AP/Coaches' 1st (Jacobs Award)
2003 AP/Coaches' 1st (Jacobs Award)



CB David Barrett
1999 AP/Coaches' 2nd



TE Kirk Botkin
1992 Coaches' 1st/AP 2nd
1993 AP 2nd



NG Melvin Bradley
1996 Coaches' 2nd
1997 AP/Coaches' 2nd
1998 Coaches' 1st/AP 2nd



OG Russ Brown
1996 Coaches' 2nd



LB/FS Tony Bua
2001 AP 2nd
2002 AP/Coaches' 2nd
2003 Coaches' 1st/AP 2nd



OG Brandon Bursworth
1997 AP/Coaches' 2nd
1998 AP/Coaches' 1st



P Richie Butler
2000 AP/Coaches' 2nd



CB Tracy Cantlope
1995 Coaches' 2nd




CB Ahmad Carroll
2002 Coaches' 2nd
2003 Coaches' 1st



LB Quinton Caver
2000 AP/Coaches' 1st



TB Cedric Cobbs
2003 AP/Coaches' 1st



DE Steven Conley
1995 Coaches' 1st/AP 2nd



TE Joe Dean Davenport
1999 Coaches' 2nd



OG Isaac Davis
1993 Coaches' 2nd



DE Henry Ford
1993 AP/Coaches' 1st



DE Carlos Hall
2001 AP 2nd



FS Ken Hamlin
2001 AP 1st
2002 AP/Coaches' 1st



TB Madre Hill
1995 AP/Coaches' 1st



DE Jeb Huckeba
2004 Coaches' 1st



DT Keith Jackson
2005 AP 2nd



KR/TB Felix Jones
2005 Coaches' 2nd



QB Matt Jones
2004 Coaches' 2nd



FS Kenoy Kennedy
1998 AP 2nd
1999 Coaches' 1st/AP 2nd



PK Todd Latourette
1998 AP/Coaches' 2nd



SE Anthony Lucas
1998 AP/Coaches' 2nd
1999 AP 1st/Coaches' 2nd



TB Darren McFadden
2005 AP/Coaches' 1st



DE C.J. McLain
1996 Coaches' 2nd
1998 AP 2nd



LB Caleb Miller
2003 AP/Coaches' 2nd



OG Verl Mitchell
1995 AP/Coaches' 2nd



LB Sam Olajubutu
2005 AP 2nd



R Zac Painter
1998 AP/Coaches' 1st



TE Jason Peters
2003 Coaches' 2nd



LB Jermaine Petty
2001 AP 1st



P Pete Raether
1992 AP 1st/Coaches' 2nd



C Kyle Roper
2005 AP 2nd



C Kenny Sandlin
2001 AP 2nd



LB Mark Smith
1995 AP/Coaches' 1st



NG Junior Soli
1995 AP/Coaches' 2nd



QB Clint Stoerner
1998 AP 2nd
1999 AP 2nd



TB Fred Talley
2001 Coaches' 2nd
2002 Coaches' 1st/AP 2nd



CB Orlando Watters
1992 Coaches' 2nd
1993 Coaches' 1st



OT Bobbie Williams
1999 Coaches' 2nd



SE George Wilson
2003 AP 2nd

2006

UNIVERSITY OF ARKANSAS





HISTORY

ALL-SOUTHWEST CONFERENCE

(First Team Only, UA was a SWC member from 1915-91)



Ben Cowins, UA's all-time leading rusher with 3,570 yards, was a first-team All-Southwest Conference selection in 1976, '77 and '78.

- HB Gary Adams (1966-68)
- B Lance Alworth (1960-61)
- RB Gary Anderson (1982)
- S Steve Atwater (1986, 1988)
- HB Herman Bagby (1924)
- E Alton Baldwin (1946)
- G Jim Barnes (1968)
- WR Teddy Barnes (1975)
- FB Garland Beavers (1928)
- G Mike Bender (1965)
- E Jim Benton (1936-37)
- T W.R. Benton Jr. (1934)
- C Jay Bequette (1982)
- S Martine Bercher (1966)
- E Clifford Blackburn (1924)
- LB Mike Boschetti (1970)
- HB Danny Brabham (1962)
- HB Jesse Branch (1962)
- C Rodney Brand (1968-69)
- HB Jack Brasuell (1965-66)
- QB Jon Brittenum (1965-66)
- DT Bud Brooks (1954)
- DT Dick Bumpas (1970)
- DT Earl Buckingham (1982)
- TB Bill Burnett (1969-70)
- B Bobby Burnett (1965)
- TB Tommy Burnett (1966)
- S Bo Busby (1975)
- QB Ron Calcagni (1977)
- NG Mike Campbell (1975)
- E Preston Carpenter (1955)
- LB Ronnie Caveness (1963-64)
- NG Tony Cherico (1985-87)
- K Tommy Cheyne (1975)
- OG Freddie Childress (1986, 1988)
- T John Childress (1961)
- QB George Cole (1927)
- C James Coleman (1919)
- E Jimmy Collier (1960-61)
- CB Anthony Cooney (1989)
- G David Cooper (1967)
- E Charles Corgan (1923)
- TB Ben Cowins (1976-78)
- P Steve Cox (1979-80)
- C Elbert Crawford (1989)
- QB Steve Creekmore Sr. (1910)
- E Bobby Crockett (1965)
- T Dick Cunningham (1966)
- FB Jack Dale (1930)

- QB Gene Davidson (1917, 1919)
- RB David Dickey (1967)
- E Chuck Dicus (1968-70)
- E Jay Donathan (1957)
- G Jerry Dossey (1969)
- HB Kay Eakin (1939)
- RB Jerry Eckwood (1975)
- OG Marcus Elliott (1983-84)
- T Dan Estes (1913)
- FS Kevin Evans (1979-80)
- WR Robert Farrell (1979)
- DE Ron Faurot (1983)
- QB Joe Ferguson (1971)
- RB Ike Forte (1974-75)
- LB Lynn Garner (1968)
- G Dean Garrett (1961)
- C Melvin Gibbs (1966)
- C Bob Griffin (1951)
- QB Quinn Grovey (1988)
- DT Dan Hampton (1978)
- E Hartford Hamilton (1966-67)
- OG Ronnie Hammers (1970)
- T Dave Hanner (1950-51)

- E Harry Hansard (1921)
- OG Leotis Harris (1977)
- LB Wayne Harris (1959-60)
- HB Ken Hatfield (1964)
- C Mark Henry (1991)
- T Glen Ray Hines (1964-65)
- T Percy Hinton (1912)
- C Phil Huntly (1911)
- LB Larry Jackson (1977-78)
- T Charlie Jamerson (1921)
- E Bruce James (1970)
- CB Michael James (1991)
- T Gus Japp (1925)
- G Jim Johnson (1964)
- WB Harry Jones (1965)
- E Ronnie Jones (1971)
- DE Ivan Jordan (1973-75)
- OT Mike Kelson (1970-71)
- T Rick Kersey (1969)
- OT Greg Koch (1975)
- OT Greg Kolenda (1978-79)
- OG Steve Korte (1981-82)
- C Richard LaFargue (1975)
- K Bruce Lahay (1981)
- E Jerry Lamb (1963-64)
- S Greg Lasker (1985)
- K Steve Little (1974-75, 1977)
- T Charles Lively (1946)
- DB Vaughn Lusby (1977-78)
- OT Jim Mabry (1988-89)
- QB Fred Marshall (1964)
- DB Patrick Martin (1977)
- DT Wayne Martin (1988)
- HB Russell May (1913)
- T Jerry Mazzanti (1962)
- LB Hal McAfee (1975)
- K Bill McClard (1970-71)
- QB Lamar McHan (1951-53)
- DE Johnnie Meadors (1975)
- T John Measel (1933)
- FB Clinton Milford (1909)
- OT Alfred Mohammed (1982)
- B Billy Moore (1962)
- FB Henry Moore (1954-55)
- DB Jerry Moore (1970)
- B Jim Mooty (1958-59)
- QB Bill Montgomery (1970)
- TE Pat Morrison (1970)
- TB Dickey Morton (1972-73)
- FB Tom Murphy (1933)
- FB Gerald Nesbitt (1956-57)

- K Ish Ordonez (1979-80)
- OLB Kerry Owens (1988)
- OG Limbo Parks (1985)
- G Leon Pense (1943)
- T Stanley Phillips (1909)
- T Loyd Phillips (1964-66)
- LB Cliff Powell (1968-69)
- G Tom Reed (1971-72)
- E Mike Reppond (1971)
- C Ron Revard (1971)
- DT Jon Rhiddlehoover (1973)
- LB Danny Rhodes (1971, 1973)
- NG Richard Richardson (1982)
- QB Jack Robbins (1936)
- E Bobby Roper (1965)
- E Glen Rose (1927)
- E Paul Rucker (1933)
- T Ernest Ruple (1967)
- E Floyd Sagely (1953)
- S Howard Sampson (1977)
- QB Kevin Scanlon (1979)
- E Wear Schoonover (1929)
- E Mike Schumchyk (1944)
- T Brad Scott (1926)
- B Clyde Scott (1946-48)
- DT Michael Shepherd (1988-89)
- SE James Shibest (1984, 1986)
- OT Gerald Skinner (1975-76)
- T Billy Ray Smith Sr. (1956)
- DE Billy Ray Smith Jr. (1981-82)
- DB Rollen Smith (1973)
- C Bill Spivey (1934)
- OG George Stewart (1979)
- C Randy Stewart (1965)
- HB Terry Stewart (1969)
- OG-C R.C. Thielemann (1975-76)
- K Ray Trail (1962)
- K Kendall Trainor (1988)
- HB Tommy Trantham (1965-67)
- G Clyde Van Sickle (1928)
- DT Jimmy Walker (1964-65)
- CB Danny Walters (1982)
- T Jim Williams (1964-65)
- LB Rickey Williams (1987)
- HB Ben Winkelman (1921)
- TE Billy Winston (1988)
- K Todd Wright (1989)
- CB Kevin Wyatt (1984)
- LB Bert Zinamon (1983)



Billy Ray Smith Sr. (left) earned first-team All-Southwest Conference honors in 1956 while Billy Ray Smith Jr. made the first team in 1981 and '82.

2006



RAZORBACK FOOTBALL





HISTORY

RETIRED NUMBERS

The ultimate honor is to have your jersey number retired, and in the 112 years that the Razorbacks have been on the football field, only three players have had the honor bestowed upon them. Three play-

ers and two numbers comprise the list of retired numbers as Steve Little and Clyde Scott shared the No. 12 and Brandon Burlsworth donned the No. 77 shirt, both numbers other Razorbacks will never wear.

No. 12



Clyde "Smackover" Scott - #12 (1946-49)

Following a glamorous career in the 1940s, the athletic department decided to retire No. 12. Nicknamed "Smackover" for his hometown, Scott made a name for himself in 1948, winning the silver medal in the hurdles at the Olympic Games in August and then reporting to football practice where he would earn All-America honors during his senior year.

Scott rushed for 1,463 yards during his career for a school record at the time. In 1948 he had an impressive 7.0 yards per carry average, gaining 670 yards on 95 attempts. Scott was the first-ever Razorback athlete to win an Olympic medal as most of Arkansas' track success came in 1978 with the arrival of John McDonnell.

Steve Little - #12 (1974-77)

In 1974 Arkansas, along with every other school in America, was trying to win the talent of a hot kicker from Kansas City who also played quarterback. He, however, required the No. 12 as his jersey number and following a consultation with Clyde Scott, the university received permission to promise the number.



Not a bad decision as Steve Little went on to become arguably the best kicker in Razorback history, receiving All-America honors twice while shouldering the No. 12 during his four years at Fayetteville.

Little still owns the school record for points scored by a kicker as he booted the ball through the uprights for 280 points during his career. In addition, Little shares the NCAA record for the longest field goal (67 yards) with Joe Williams (Wichita State, 1978) and Russell Erxleben (Texas, 1977). Little kicked the 67-yard attempt in 1977 against Texas during his senior year. He attempted more field goals than any other Razorback kicker (89) and made 53, the second-highest ever at Arkansas. He has seven of the 13 field goals of longer than 50 yards ever kicked by a Hog, including the top two of 67 and 61 yards.

Little also made 121 of his 133 career extra point attempts – both second all-time. In his final two years he punted for averages of 44.4 yards in 1976 and 44.3 yards in 1977. His kickoffs were a weapon as they sailed beyond the end line nearly 80 percent of the time.

Once Little's career was finished, No. 12 was again set aside and hasn't been worn since.

No. 77



Brandon Burlsworth - #77 (1994-98)

The athletic department did not see fit to retire another football jersey until after the 1998 campaign. Now the No. 77, worn by Razorback All-American offensive guard Brandon Burlsworth, will be forever retired.

One of the most inspiring stories in Razorback history, Burlsworth joined the Razorbacks in 1994 as a walk-on. Following a redshirt year, he earned a scholarship with his work ethic in the weight room. After serving as a backup guard for the 1995 SEC Western Division champion Razorbacks, he earned a starting

position in the spring of '96 and never yielded it. He went on to start 34 consecutive games, concluding with the Florida Citrus Bowl on Jan. 1, 1999.

Burlsworth was an All-SEC offensive guard in 1997 and in '98 he not only earned all-conference honors, but was named a first-team All-American by *The Football News*. He was the leader of an offensive line that helped the Razorback offense score more points than it had since 1970 and produce more yards than it had since the 1989 season.

In the classroom Burlsworth was equally astounding. He earned his bachelor's degree in marketing management in 1997 and immediately went to work on his master's in business administration. In December of 1998, Burlsworth completed his master's requirements to become the first Razorback football player to complete a master's degree before playing in his final game.

Burlsworth was drafted in the third round by the Indianapolis Colts, but unfortunately would die tragically in an automobile accident less than two weeks later. The entire state of Arkansas was stunned and head coach Houston Nutt recommended that Burlsworth's jersey be retired. Athletic director Frank Broyles quickly agreed.

Burlsworth's locker remains intact as a tribute to his memory in the UA football dressing room.

2006

UNIVERSITY OF ARKANSAS





HISTORY HONORS



Dave Hanner (left) and Pat Summerall, accepting a trophy following the win over Texas in 1951, are both on UA's All-Century Team.

ALL-CENTURY TEAM

(selected by fan ballot prior to the 1994 season as part of the UA football centennial celebration)

OFFENSE

LINEMEN
Bud Brooks
Freddie Childress
Leotis Harris
Glen Ray Hines
Steve Korte
R.C. Thielemann

RECEIVERS
Jim Benton
Bobby Crockett
Chuck Dicus
Wear Schoonover

RUNNING BACKS
Lance Alworth
Leon Campbell
Barry Foster
Jim Mooty
Clyde Scott

QUARTERBACKS
Joe Ferguson
Quinn Grovey
Lamar McHan
Bill Montgomery

DEFENSE

LINEMEN
Dan Hampton
Dave Hanner
Wayne Martin
Loyd Phillips
Billy Ray Smith Sr.
Billy Ray Smith Jr.
Fred Williams

LINEBACKERS
Ronnie Caveness
Wayne Harris
Cliff Powell
Dennis Winston

SECONDARY
Steve Atwater
Alton Baldwin
Martine Bercher
Ken Hatfield
Billy Moore

KICKERS
Steve Cox
Steve Little
Pat Summerall

ARKANSAS ALL-DECADE TEAMS

1990-99 OFFENSE

TE Kirk Botkin
T Bobbie Williams
G Brandon Burlsworth
C Grant Garrett
G Isaac Davis
T Chad Abernathy
WR Anthony Lucas
WR Anthony Eubanks
QB Clint Stoerner
RB Madre Hill
RB Chrys Chukwuma
K Todd Wright

T Michael Shepherd
E Kerry Owens
LB Rickey Williams
LB Bert Zinamon
CB Danny Walters
CB Richard Brothers
S Steve Atwater
S Greg Lasker
P Greg Horne

E Chuck Dicus
B Bill Montgomery
B Jon Brittenham
B Bill Burnett
B Bruce Maxwell
B Lance Alworth
K Ronny South

B Clyde Scott
B Leon Campbell
B Geno Mazzanti
B Ross Pritchard
B Louis Schaufele

1990-99 DEFENSE

E Henry Ford
T Melvin Bradley
T Junior Soli
E Steven Conley
LB Jamel Harris
LB Mark Smith
OLB Darwin Ireland
CB David Barrett
CB Orlando Watters
S Kenoy Kennedy
S Zac Painter
P Pete Raether

1970-79 OFFENSE

TE Charles Clay
T Greg Koch
G Leotis Harris
C R. C. Thielemann
G George Stewart
T Greg Kolenda
WR Chuck Dicus
WR Mike Reppond
QB Joe Ferguson
RB Ben Cowins
RB Dickey Morton
K Steve Little

1960-69 DEFENSE

E Hartford Hamilton
L John Childress
L Jimmy Johnson
L Loyd Phillips
E Rick Kersey
LB Wayne Harris
LB Ronnie Caveness
LB Cliff Powell
B Gary Adams
B Tommy Trantham
B Billy Moore
B Terry Stewart
P Bobby Nix

1930-39

E Jim Benton
T W. R. Benton
G Clifford Van Sickle
C Bill Spivey
G John Measel
T Howard "Red" Hickey
E Paul Rucker
B Ray Hamilton
B Kay Eakin
B Jack Robbins
B Jack Dale
B Tom Murphy

1920-29

E Wear Schoonover
T Charlie Jamerson
G Brad Scott
C Herman Boozman
G Clyde Van Sickle
T Gus Japp
E Glen Rose
B Herman Bagby
B Ben Winkleman
B George Cole
B Garland Beavers

Pre-1920

L John Shirley Wood
L Stanley Phillips
L J. Tate McGill
L Phil C. Huntley
L Percy Hinton
L Dan Estes
L James Coleman
B Gene "Sodie" Davidson
B Steve Creekmore
B Clinton C. Milford

1970-79 DEFENSE

E Dennis Winston
T Jimmy Walker
NG Dale White
T Dan Hampton
E Ivan Jordan
LB Danny Rhodes
LB Larry Jackson
CB Vaughn Lusby
CB Louis Campbell
S Howard Sampson
S Bo Busby
P Steve Little

1950-59

E Floyd Sagely
T Billy Ray Smith
G Bud Brooks
C Jay Donathan
G Dave Hanner
T Bob Griffin
E Pat Summerall
B Lamar McHan
B Henry Moore
B Lewis Carpenter
B Gerald Nesbitt
B Preston Carpenter
B Jim Mooty

1980-89 OFFENSE

TE Billy Winston
T Jim Mabry
G Steve Korte
C Elbert Crawford
G Freddie Childress
T Alfred Mohammed
WR James Shibest
QB Quinn Grovey
RB Gary Anderson
RB James Rouse
RB Barry Foster
K Kendall Trainor

1960-69 OFFENSE

E Bobby Crockett
T Glen Ray Hines
G Jim Barnes
C Rodney Brand
G Jerry Dossey
T Dick Cunningham
E Jerry Lamb

1940-49

E Mike Schumchyk
T Charles Lively
G Leon Pense
C Billy Ray Thomas
G Theron Roberts
T Ray Peters
E Alton Baldwin

1980-89 DEFENSE

E Billy Ray Smith
T Wayne Martin
NG Tony Cherico

2006



RAZORBACK FOOTBALL





HISTORY HONORS

NATIONAL FOOTBALL FOUNDATION & COLLEGE FOOTBALL HALL OF FAME

(HC) – Head Coach; (AC) – Assistant Coach; (P) - Player

- | | |
|--------------------------|------------------------------|
| 1954 Hugo Bezdek (HC) | 1999 Chuck Dicus (P) |
| 1962 Wear Schoonover (P) | 2000 Billy Ray Smith Jr. (P) |
| 1971 Clyde Scott (P) | 2001 Barry Switzer (AC) |
| 1983 Frank Broyles (HC) | 2003 Doug Dickey (AC) |
| 1984 Lance Alworth (P) | 2003 Hayden Fry (AC) |
| 1987 Johnny Majors (AC) | 2004 Wayne Harris (P) |
| 1992 Loyd Phillips (P) | 2004 Tracy Rucker (AC) |
| 1997 Bowden Wyatt (HC) | |



At the 2004 National Football Foundation/College Football Hall of Fame ceremony, UA defensive line coach Tracy Rucker (left) and former Razorback All-American Wayne "Thumper" Harris (right) were inducted into the Hall of Fame. Receiver Marcus Monk (center) was named one of only four National High School Scholar-Athletes of the Year by the foundation.

ARKANSAS SPORTS HALL OF FAME

(Established in January, 1959, to Honor Individuals Who Have Made a Special Contribution to Athletics in Arkansas.)

(Only inductees that coached, played or were closely affiliated with University of Arkansas athletics are listed)

- 1959 Jim Lee Howell, football; Wear Schoonover, football
- 1960 Jim Benton, football; John Barnhill, football, college athletics; Steve Creekmore, football, golf
- 1961 Hugo Bezdek, football, baseball
- 1962 None

- 1963 Clyde Scott, football, track; George Cole, football, college athletics; Russell May, football
- 1964 Glen Rose, basketball, football; Dan Estes, football
- 1965 Gordon Carpenter, basketball; Tom Murphy, basketball, football; J.L. Carter, football
- 1966 Francis Schmidt, football
- 1967 Frank Broyles, football, college athletics
- 1968 Howard "Red" Hickey, football; Gene "Sodie" Davidson, football
- 1970 Melvin McGaha, baseball, basketball, football; Fred Thomsen, football
- 1971 Wilson Matthews, football; Pat Summerall, football
- 1972 Maurice "Fotsie" Britt, football; Dave Hanner, football; Boyd Cypert, college athletics
- 1973 Ray Hamilton, football; Sam Coleman, high school athletics
- 1974 Jack Robbins, football
- 1975 Miller Barber, golf, Lamar McHan, football
- 1976 Billy Ray Smith, Sr., football
- 1977 Leon "Muscles" Campbell, football; Tom Pickell, basketball
- 1978 Fred Williams, football
- 1979 Lance Alworth, football, Johnny Adams, basketball
- 1980 Barry Switzer, football
- 1981 Clifford Shaw, officiating; Jim Mooty, football; Wayne Harris, football
- 1982 Aubrey "Cobb" Fowler, football, track; Milan Creighton, football
- 1983 Lou Holtz, football; Eddie Sutton, basketball
- 1984 Fred Akers, football; Kay Eakin, football
- 1985 Eugene Lambert, basketball; Floyd Sagely, football
- 1986 Loyd Phillips, football; W. Howard Pearce, football, stadium management

- 1987 John McDonnell, track; Jim Lindsey, football; Alton Baldwin, football
- 1988 George Kok, basketball; Dwight Sloan, football; Lewis Carpenter, football
- 1989 Ken Hatfield, football; Harold Horton, football; Brad Scott, football; R.H. Sikes, golf
- 1990 Henry Moore, football
- 1991 Norm DeBriyn, baseball; Pat Foster, basketball; Gerald Nesbitt, football
- 1992 Preston Carpenter, football; Dan Hampton, football
- 1993 Sidney Moncrief, basketball; Buddy Bob Benson, football
- 1994 Joe Ferguson, football; Ron Brewer, basketball; Ike Poole, football, basketball
- 1995 Billy Ray Smith, Jr., football; Chuck Dicus, football
- 1996 Bill Burnett, football; Kevin McReynolds, baseball; Raymond Peters, football
- 1997 Bill Montgomery, football; Billy Moore, football; Mike Conley, track
- 1998 Nolan Richardson, basketball; Marvin Delph, basketball; Jimmy Johnson, football; Firmon Bynum, football
- 1999 Ronnie Caveness, football; Jerry Jones, football
- 2000 Tommy Boyer, basketball; Bobby Burnett, football
- 2001 Orville Henry, journalism; Jerry Lamb, football; Ken Turner, football
- 2002 Steve Atwater, football; Brandon Burlsworth, football; Joe Kleine, basketball; Cliff Powell, football.
- 2003 O'Neale Adams, football; Louis Schaufele, football, baseball; Darrell Walker, basketball.
- 2004 Jesse Branch, football; Bud Campbell, journalism; Bud Canada, football; Steve Cox, football; Wayne Martin, football.
- 2005 William "Bud" Brooks, football; Scott Hastings, basketball.



Dan Hampton, a 2002 inductee into the NFL Hall of Fame and a 1978 All-American at Arkansas, was inducted into the Arkansas Sports Hall of Fame in 1992.

UNIVERSITY OF ARKANSAS SPORTS HALL OF HONOR

The University of Arkansas Sports Hall of Honor was established in 1988 as a means of honoring the all-time great athletes and coaches that have done so much in establishing a tradition of excellence in University of Arkansas athletics. Only former Razorback lettermen are allowed to vote.

- 1988 Lance Alworth, John Barnhill, Frank Broyles, Sidney Moncrief, Glen Rose, Clyde Scott
- 1989 Jim Benton, George Cole, Wayne Harris, Wilson Matthews, Kevin McReynolds, Wear Schoonover
- 1990 Miller Barber, Mel McGaha, John McDonnell, Loyd Phillips, Jack Robbins, Jim Lee Howell
- 1991 Leon Campbell, Mike Conley, Norm DeBriyn, Dan Hampton, Dave Hanner, Fred Williams
- 1993 Ron Brewer, Chuck Dicus, Joe Ferguson, Lamar McHan, Pat Summerall
- 1994 George Kok, Maurice Britt, Bill Ferrell, Steve Little, Bettye Fiscus, Billy Ray Smith Sr., Niall O'Shaughnessy, John Daly

- 1995 Bill Burnett, Ken Hatfield, Eddie Sutton, R.H. Sikes, Tim Lollar, J. William Fulbright, Bud Brooks
- 1996 Preston Carpenter, Bob Cheyne, Joe Falcon, Eugene Lambert, Bill Montgomery, Billy Moore, Nolan Richardson, Barry Switzer, Melody Sye
- 1997 Harold Horton, Jim Mooty, Lon Farrell, Billy Ray Smith, Jr., Johnny Ray, Frank O'Mara, Jim Lindsey, Henry Moore, Floyd Sagely
- 1998 Steve Atwater, Marvin Delph, Paul Donovan, Bev Lewis, Eddie Bradford, Ike Poole, Steve Creekmore, Sr.
- 1999 Fred Akers, Tommy Boyer, Ronnie Caveness, Jimmy Johnson, Gordon Long, Gerald Nesbitt, Tom Pagnozzi, Stanley Redwine, George Walker
- 2000 Jesse Branch, Bobby Burnett, Lew Carpenter, Delmonica DeHorney, Howard "Red" Hickey, Jeff King, Joe Kleine, Tom Murphy, Dean Weber

- 2001 Alton Baldwin, Jim Bone, Deena Drossin, Pat Foster, Quinn Grove, Glen Ray Hines, Cliff Powell, Reuben Reina, Jarrell Williams
- 2002 Todd Day, Bobby Crockett, Martine Bercher, Rick Schaeffer, Deane Pappas, Amber Nicholas Shirey, Harold E. "Sonney" Henson, Ronnie Underwood, Ray Hamilton
- 2003 Johnny Adams, Gary Anderson, Bud Canada, Chip Hooper, Fred Marshall, Jerry Mazzanti, Cynthia Moore, Scott Tabor, Corliiss Williamson
- 2004 Brandon Burlsworth, Jerry Carlton, Peter Doohan, Harry Jones, Jerry Jones, Seneca Lassiter, Wayne Martin, Lee Mayberry, Tracy Webb Rice
- 2005 Dick Booth, Bill Gray, Leotis Harris, Scott Hastings, Steve Krueger, Jerry Lamb, Jon Richardson, Christy Smith, R.C. Thielemann
- 2006 Scott Bull, Dick Bumpas, Jay Donathan, Ron Hightower, Bobby Proctor, Louis Schaufele, Martin Terry

2006

UNIVERSITY OF ARKANSAS





HISTORY HONORS

Dana X. Bible Award

(Outstanding Player of the Year in the Southwest Conference as selected by Texas/Arkansas Football Magazine.)

- 1975 Scott Bull, quarterback
- 1979 Kevin Scanlon, quarterback

Academic All-America

- 1955 quarterback George Walker
- 1957 center Jerry Ford and fullback Gerald Nesbitt
- 1959 center Wayne Harris
- 1960 fullback Joe Paul Alberty
- 1961 halfback Lance Alworth
- 1964 halfback Ken Hatfield
- 1965 center Randy Stewart, wing back Jim Lindsey and halfback Jack Brasuell
- 1968 placekicker Bob White
- 1969 tailback Bill Burnett, safety Terry Stewart
- 1978 defensive back Brad Shoup
- 1991 linebacker Mick Thomas
- 1992 nose guard Owen Kelly
- 1993 offensive tackle Chris Oliver
- 2003 offensive tackle Jerry Reith

ABC-TV Chevrolet Player of the Year

- 1977 linebacker Larry Jackson, defense

National Football Foundation Scholar

- 1969 safety Terry Stewart
- 1976 safety Bo Busby
- 1978 defensive back Brad Shoup

NCAA Post Graduate Scholarship

- 1969 Terry Stewart, football
- 1978 Niall O'Shaughnessy, track
Brad Shoup, football
- 1984 Don S. Denis, swimming
- 1993 Chris Oliver, football
- 2005 Matt Gunn, track

Houston Post Award

(Outstanding Player of the Year in the Southwest Conference)

- 1928 Garland "Bevo" Beavers, fullback
- 1933 Tom Murphy, fullback
- 1937 Jim Benton, end
- 1954 William "Bud" Brooks, guard
- 1960 Wayne Harris, center
- 1962 Billy Moore, quarterback
- 1964 Fred Marshall, quarterback
- 1965 Bobby Crockett, end
- 1965 Glen Ray Hines, tackle
- 1969 Cliff Powell, linebacker
- 1970 Dick Bumpus, tackle
- 1978 Dan Hampton, defensive tackle

Sportsmanship Awards

- | | |
|--------------------|--------------------------------|
| 1948 Gordon Long | Swede Nelson
National Award |
| 1953 Lamar McHan | SWC Trophy |
| 1957 George Walker | SWC Trophy |
| 1961 Lance Alworth | SWC Trophy |
| 1966 Jon Brittenum | SWC Trophy |
| 1970 Bill Burnett | SWC Trophy |
| 1970 Bill Burnett | Kerns Tips Award |
| 1975 Scott Bull | Ft. Worth
Kiwanis Award |
| 1979 Kevin Scanlon | Ft. Worth
Kiwanis Award |
| 1987 Tony Cherico | Ft. Worth
Kiwanis Award |
| 1988 Jim Kremers | SWC Trophy |

Delbert Swartz Outstanding Academic Achievement Award

- 1962 Lance Alworth, football, halfback
- 1963 Danny Brabham, football, fullback
- 1964 John Derdorff, track, distance runner
- 1965 Ken Hatfield, football, halfback
- 1966 J. D. McConnell, basketball, forward
- 1967 Ken Sharp, track, pole vault

- 1968 Hartford Hamilton, football, end
- 1969 Bob White, football, kicker
- 1970 Dewitt Smith III, football, guard
- 1971 Steve Walters, football, safety
- 1972 Tom Reed, football, offensive guard
- 1973 Tom Reed, football, offensive guard
- 1974 Randy Jackson, tennis
- 1975 Rickey Medlock, basketball
- 1976 Tommy Cheyne, football, punter
- 1977 Ray Buckner, basketball
- 1978 Jimmy Counce, basketball
- 1979 Brad Shoup, football, safety
- 1980 Kevin Scanlon, football, quarterback
- 1981 Mark Anderson, track
- 1982 Pat Vaughn, track
- 1983 Tom Moloney, track
- 1984 Bill Jasinski, track
- 1985 Mark Lee, football
- 1986 Chris Bequette, football
- 1987 Jim Kremers, baseball
- 1988 Shawn Baker, basketball
- 1989 Odis Lloyd, football
- 1990 Wade Hill, football

Chism Reed Outstanding Senior for Leadership Award

- 1964 Jim Johnson, defensive guard
- 1965 Jack Brasuell, offensive back
- 1966 Eddie Woodlee, fullback
- 1967 Alvin Jones, defensive tackle
- 1968 Tommy Dixon, defensive back
- 1969 Gordon McNulty, defensive end
- 1970 Bobby Field, monster man
- 1971 Bobby Nichols, tight end
- 1972 Louis Campbell, cornerback
- 1973 Danny Rhodes, linebacker
- 1974 Jon Rhiddlehoover, defensive tackle
- 1975 Tommy Cheyne, punter
- 1976 Bo Busby, safety
- 1977 Steve Heim, offensive tackle
- 1978 Jimmy Walker, defensive tackle
- 1979 Chuck Herman, offensive guard
- 1980 Phillip Moon, offensive tackle
- 1981 Ronnie Trusty, offensive tackle
- 1982 Kim Dameron, wide receiver
- 1983 Jim Schoolcraft, tight end
- 1984 Joe Kleine, basketball, center
- 1985 Andy Upchurch, football, center
- 1986 Derrick Thomas, football, fullback
- 1987 Tony Cherico, football, fullback
- 1988 Keith Wilson, basketball, guard
- 1989 Elbert Crawford, football, center
- 1990 Quinn Grovey, football, quarterback
- 1991 Arlyn Bowers, basketball, guard
- 1992 Ray Lee Johnson, defensive end
- 1993 Tyrone Chatman, linebacker
- 1994 Jason Allen, quarterback
- 1995 Barry Lunney, quarterback
- 1996 Mark Smith, linebacker
- 1997 Anthony Eubanks, wide receiver
- 1998 Grant Garrett, center
- 1999 Marvin Caston, fullback
- 2000 Quinton Caver, linebacker
- 2001 Jermaine Petty, linebacker
- 2002 Fred Talley, tailback
- 2003 George Wilson, split end
- 2004 Matt Jones, quarterback
- 2005 Clarke Moore, defensive end


Crip Hall Homecoming Performance by a Senior Award

- 1950 end Frank Fischel, Helena
- 1951 quarterback Lamar McHan, Lake Village
- 1952 fullback Larry Hogue, Dermott
- 1954 blocking back Bobby Proctor, Helena
- 1955 halfback Preston Carpenter, West Memphis
- 1956 tackle Billy Ray Smith, Augusta;
halfback Ronnie Underwood, Little Rock
- 1957 fullback Gerald Nesbitt, Big Sandy, Texas
- 1958 guard Billy Gilbow, Blytheville
- 1959 halfback Jim Mooty, El Dorado
- 1960 center Wayne Harris, El Dorado
- 1961 halfback Lance Alworth, Brookhaven, Miss.

- 1962 quarterback Billy Moore, Little Rock
- 1963 end Jim John, Stuttgart
- 1964 quarterback Fred Marshall, Memphis, Tenn.
- 1965 tailback Bobby Burnett, Smackover
- 1966 safety Martine Bercher, Fort Smith
- 1967 quarterback Ronny Smith, Russellville
- 1968 end Max Peacock, Stuttgart
- 1969 fullback Bruce Maxwell, Pine Bluff
- 1970 quarterback Bill Montgomery, Carrollton, Texas
- 1971 kicker Bill McClard, Norman, Okla.
- 1972 cornerback Louis Campbell, Hamburg; defensive tackle Don Wunderly, Ft. Scott, Kan.
- 1973 tailback Dickey Morton, Dallas, Texas; linebacker Danny Rhodes, Lake Jackson, Texas
- 1974 defensive tackle Jon Rhiddlehoover, Abilene, Texas; linebacker Billy Burns, North Little Rock
- 1975 quarterback Scott Bull, Jonesboro
- 1976 defensive tackle Harvey Hampton, Forrest City
- 1977 kicking specialist Steve Little, Overland Park, Kan.
- 1978 defensive tackle Jimmy Walker, Little Rock
- 1979 wide receiver Robert Farrell, Little Rock
- 1980 kicker Ish Ordonez, Carson, Calif.
- 1981 safety Cliff Henry, Conway
- 1982 running back Gary Anderson, Columbia, Mo.
- 1983 wide receiver Mark Mistler, Tucson, Ariz.
- 1984 quarterback, Danny Nutt, Little Rock
- 1985 quarterback Mark Calcagni, Youngstown, Ohio
- 1986 fullback Derrick Thomas, Paducah, Ky.
- 1987 linebacker Rickey Williams, Little Rock
- 1988 kicker Kendall Trainor, Fredonia, Kan.
- 1989 halfback James Rouse, Little Rock
- 1990 split end Derek Russell, Little Rock
- 1991 cornerback Michael James, Pine Bluff
- 1992 punter Pete Raether, Edina, Minn.
- 1993 linebacker Darwin Ireland, Pine Bluff
- 1994 kicker Lance Ellison, Conway
- 1995 quarterback, Barry Lunney Jr., Ft. Smith
- 1996 tailback, Oscar Malone, Gadsden, Ala.
- 1997 wide receiver, Anthony Eubanks, Spiro, Okla.
- 1998 offensive guard Brandon Burlsworth, Harrison
- 1999 quarterback Clint Stoerner, Baytown, Texas
- 2000 linebacker J.J. Jones, Magnolia
- 2001 defensive end Carlos Hall, Marianna
- 2002 tailback Fred Talley, Longview, Texas
- 2003 linebacker Caleb Miller, Sulphur Springs, Texas
- 2004 defensive end Jeb Huceba, Searcy
- 2005 center Kyle Roper, Powder Springs, Ga.

J. Frank Broyles Award (UA's Top Athlete)

- 1977 Niall O'Shaughnessy, track
- 1978 Tim Lollar, baseball
- 1979 Sidney Moncrief, basketball
- 1980 Steve Krueger, baseball
- 1981 U. S. Reed, basketball
- 1982 Randy Stephens, track
- 1983 Frank O'Mara, track
- 1984 Mike Conley, track
- 1985 Mike Conley, track
- 1986 Ralph Kraus, baseball
- 1987 Jim Kremers, baseball
- 1988 Joe Falcon, track
- 1989 Joe Falcon, track



Preston Carpenter, who won the Crip Hall award in 1955, made this reception on the "Powder River Play" to beat No. 5 Ole Miss, 6-0, in 1954.

2006



RAZORBACK FOOTBALL





HISTORY

HONORS

- 1990 Edrick Floreal, track
- 1991 Quinn Grovey, football
- 1992 Todd Day, basketball
- 1993 Erick Walder, track
- 1994 Corliss Williamson, basketball
- 1995 Corliss Williamson, basketball
- 1996 Godfrey Siamusiye, track
- 1997 Robert Howard, track
- 1998 Robert Howard, track
- 1999 Brandon Burlsworth, football
- 2000 Melvin Lister, track
- 2001 Quinton Caver, football
- 2002 Jermaine Petty, football
- 2003 Alistair Cragg, track
- 2004 Alistair Cragg, track
- 2004 Wallace Spearmon, track
- 2005 Josphat Boit, track

Gordon Campbell Senior Spirit Award

- 1969 Bob Stankovich, offensive tackle
- 1970 Steve Walters, safety
- 1971 Ronnie Jones, defensive end
- 1972 Tom Reed, offensive guard
- 1973 Danny Rhodes, linebacker
- 1974 Floyd Hogan, free safety
- 1975 Hal McAfee, linebacker
- 1976 Gerald Skinner, offensive tackle
- 1977 Howard Sampson, strong safety
- 1978 Dan Hampton, defensive tackle
- 1979 Robert Farrell, split end
- 1980 George Stewart, offensive guard
- 1981 Darryl Mason, tight end
- 1982 Richard Richardson, nose guard
- 1983 Bert Zinamon, linebacker
- 1984 Brad Taylor, quarterback
- 1985 David Bazzel, linebacker
- 1986 James Shibest, split end
- 1987 Tony Cherico, nose guard
- 1988 Odis Lloyd, outside linebacker
- 1989 Tim Horton, split end
- 1990 Quinn Grovey, quarterback
- 1991 Curtis Banks, strong safety
- 1992 Scott Long, defensive tackle
- 1993 Chris Oliver, offensive tackle
- 1994 Dean Peevy, cornerback
- 1995 Earl Scott, center
- 1996 Scott Rivers, offensive tackle
- 1997 Ken Anderson, defensive end
- 1998 Russ Brown, offensive guard
- 1999 Nathan Norman, fullback
- 2000 Jeremiah Harper, bandit
- 2001 La'Zerius White, offensive guard
- 2002 Nathan Ball, offensive guard
- 2003 Bo Lacy, offensive tackle
- 2004 DeCori Birmingham, tailback
- 2005 Vickiel Vaughn, free safety

Jim Wellons Dedication Award

- 1978 Ron Calcagni, quarterback
- 1979 Kevin Scanlon, quarterback
- 1980 Keith Houfek, center
- 1981 Steve Clyde, tight end
- 1982 Tom Jones, quarterback
- 1983 Milton Fields, linebacker
- 1984 Mark Lee, linebacker
- 1985 Mark Calcagni, quarterback
- 1986 Theo Young, tight end
- 1987 Greg Thomas, quarterback and Chris Bequette, offensive tackle
- 1988 John Bland, quarterback
- 1989 Billy Winston, tight end
- 1991 Greg Switzer, linebacker
- 1992 Gary Adams, safety
- 1993 Henry Ford, defensive end
- 1994 Willie Johnson, outside linebacker
- 1995 Spencer Brown, cornerback
- 1996 Vincent Bradford, linebacker
- 1997 Bill Carson, snapper
- 1998 Benji Mahan, snapper
- 1999 Joe Dean Davenport, tight end
- 2000 Randy Garner, defensive end
- 2001 Josh Foliart, outside linebacker
- 2002 Raymond House, defensive end
- 2003 Mark Bokermann, offensive guard
- 2004 Steven Harris, wide receiver
- 2005 Kyle Dickerson, tailback

Steve Little Award (Special Teams)

- 1982 Keith Burns, rover
- 1983 Calvin Shaw, linebacker
- 1984 Nathan Jones, rover
- 1992 Todd Wright, kicker
- 1994 Carl Kidd, safety
- 1995 J. J. Meadors, wide receiver
- 1996 Jessie Cornelius, fullback
- 1997 Matt Wait, punter
- 1998 Todd Latourette, kicker
- 1999 Tony Dodson, kicker; Chris Akin, punter
- 2000 Michael Snowden, wide receiver
- 2001 D'Andre Berry, strong safety
- 2002 Richie Butler, punter
- 2003 Tom Crowder, split end
- 2004 David Carlton, kicker
- 2005 Jacob Skinner, punter

Bruce Mitchell Award (Toughness)

- 1982 Ed Jackson, defensive end
- 1983 Orson Weems, offensive tackle
- 1984 Marcus Elliott, offensive guard
- 1985 Greg Lasker, safety
- 1986 Derrick Thomas, fullback
- 1987 Rickey Williams, linebacker
- 1988 Eric Bradford, safety
- 1989 Anthony Cooney, cornerback
- 1990 Derek Russell, wide receiver
- 1992 E. D. Jackson, running back
- 1993 Darwin Ireland, linebacker
- 1994 Trent Knapp, linebacker
- 1995 Junior Soli, nose guard
- 1996 Anthony Hicks, linebacker
- 1997 Shannon Sidney, wide receiver
- 1998 C.J. McLain, defensive end
- 1999 Jeremy Flowers, bandit
- 2000 Jim Ed Reed, linebacker
- 2001 Sacha Lancaster, fullback
- 2002 Gavin Walls, defensive end
- 2003 Tony Bua, outside linebacker/free safety
- 2004 Marcus Whitmore, fullback
- 2005 Brandon Kennedy, fullback

Harold Horton Award (Loyalty)

- 1999 Anthony Lucas, wide receiver
- 2000 Rod Stinson, fullback
- 2001 Curt Davis, nose guard
- 2002 Raymond House, defensive end
- 2003 Caleb Miller, linebacker
- 2004 Jeb Huckeba, defensive end
- 2005 Kyle Dickerson, tailback

Brandon Burlsworth Award (Academics and one-time non-scholarship)

- 2002 Chuck Nalley, deep snapper
- 2003 Tom Crowder, split end
- 2004 Dowell Loggains, quarterback/holder
- 2005 Richard Bracken, flanker

Dr. Lon Farrell Award

- 1987 Jack Gregory Magness, swimming
- 1988 Shawn Baker, basketball
- 1989 Cheryl McArton, swimming
- 1990 Allen Meancham, football
- 1991 Mary Farmer, swimming
- 1992 Amber Nicholas, basketball
- 1993 Cynthia TerPoorten, swimming
- 1994 Kim Mount, track
- 1995 Rene Pillow, track
- 1996 Kristen DeArmand, swimming
- 1997 Kelly Cook, cross country
- 1998 Alicyn Hennis, soccer
- 1999 Louise Ostling, tennis
- 2000 Kimberly Mourton, soccer
- 2001 Julie Sloniger, volleyball
- 2002 Tiffany Woolley, softball

Nelson Rainey Award (Character)

- 2000 Jeremiah Harper, bandit
- 2001 Kenny Sandlin, offensive guard
- 2002 Josh Melton, center
- 2003 Jerry Reith, offensive guard
- 2004 Jeb Huckeba, defensive end
- 2005 Pierre Brown, linebacker

SEC Football Legends

- 1994 Lance Alworth, halfback
- 1995 Joe Ferguson, quarterback
- 1996 Chuck Dicus, wide receiver
- 1997 Jim Benton, end
- 1998 Clyde Scott, back
- 1999 Bill Montgomery, quarterback
- 2000 Ronnie Caveness, linebacker
- 2001 Steve Atwater, free safety
- 2002 Loyd Phillips, defensive tackle
- 2003 Wayne Harris, linebacker
- 2004 Fred Marshall, quarterback
- 2005 Quinn Grovey, quarterback

POSTSEASON GAMES

All-American Bowl

(Tampa, Fla.)

- 1970 safety Gary Adams
- 1971 quarterback Bill Montgomery, tackle Dick Bumpus, end Bruce James (South MVP Award), tight end Pat Morrison, defensive end Ronnie Jones
- 1972 defensive tackle David Reavis
- 1973 defensive tackle Brandon Manor
- 1975 defensive back Tommy Harris
- 1976 offensive tackle Greg Koch
- 1979 linebacker Larry Jackson

All-American Classic


(Las Vegas, Nev.)

- 2003 free safety Tony Bua
- offensive tackle Bo Lacy
- 2005 tailback DeCori Birmingham
- wide receiver Steven Harris

All-American Game

(Lubbock, Texas)

- 1961 linebacker Wayne Harris
- 1963 halfback Jesse Branch
- 1965 linebacker Ronnie Caveness
- 1966 halfback Jim Lindsey, end Bobby Crockett, tackle Glen Ray Hines
- 1967 halfback Martine Bercher, quarterback Jon Brittenum, tackle Loyd Phillips
- 1970 center Rodney Brand, linebacker Cliff Powell
- 1971 end Chuck Dicus, defensive back Jerry Moore
- 1972 offensive tackle Tom Mabry
- 1973 tailback Dickey Morton



DeCori Birmingham, who made the game-winning touchdown reception with nine seconds left against LSU to give UA the 2002 Western Division title, earned the Gordon Campbell Award for spirit in 2004 and played in the All-American Classic in Las Vegas.





HISTORY HONORS

All-Star Gridiron Classic (Orlando, Fla.)

- 1998 tailback Madre Hill, kicker Todd Latourette, nose guard Ryan Hale
- 2002 tailback Fred Talley, defensive end Raymond House

Blue-Gray Game (Montgomery, Ala.)

- 1950 guard Buddy Brown, fullback Louis Schaufele
- 1952 halfback Buddy Sutton, fullback Lewis Carpenter
- 1953 quarterback Lamar McHan, guard Harold Spain
- 1966 linebacker Joe Black, safety Martine Bercher
- 1967 guard David Cooper, end Hartford Hamilton, quarterback Ronny South
- 1970 quarterback Bill Montgomery, end Bruce James, tackle Dick Bumpas (MVP Award)
- 1971 defensive halfback Jack Morris, offensive tackle, Mike Kelson
- 1972 defensive tackle David Reavis, flanker Jim Hodge
- 1973 split end Jack Ettinger, linebacker Danny Rhodes
- 1974 defensive back Rollen Smith
- 1982 offensive tackle Phillip Boren
- 1992 defensive end Ray Lee Johnson, wide receiver Ron Dickerson Jr.
- 1993 defensive end Henry Ford, offensive guard Isaac Davis, tight end Kirk Botkin
- 1994 safety Carl Kidd
- 1996 linebacker Mark Smith
- 1997 split end Anthony Eubanks, defensive tackle David Sanders

College All-Star Game (Chicago, Ill.)

- 1938 end Jim Benton, quarterback Jack Robbins
- 1949 halfback Clyde Scott, end Bud Canada
- 1952 center Bob Griffin
- 1954 quarterback Lamar McHan
- 1956 halfback Preston Carpenter, fullback Henry Moore
- 1957 halfback Ronnie Underwood
- 1960 halfback Jim Mooty
- 1961 halfback Lance Alworth
- 1963 fullback Danny Brabham
- 1965 linebacker Ronnie Caveness
- 1966 halfback Jim Lindsey, tackle Glen Ray Hines, end Bobby Crockett
- 1967 halfback Harry Jones

East-West Shrine Game (San Francisco, Calif.)

- 1938 end Jim Benton, halfback Dwight Sloan
- 1940 quarterback Kay Eakin
- 1941 end Howard Hickey
- 1946 guard Earl Wheeler
- 1949 end Ed Hamilton
- 1951 offensive tackle Ken Jones
- 1956 halfback Preston Carpenter, fullback Henry Moore
- 1957 fullback Gerald Nesbitt (offensive MVP Award)
- 1958 halfback Donnie Stone
- 1963 tackle Wesley Bryant
- 1966 tackle Loyd Phillips
- 1967 tackle Dick Cunningham
- 1967 tackle Ernie Ruple
- 1976 center R. C. Thielemann, tackle Gerald Skinner

- 1980 free safety Kevin Evans
- 1985 safety Greg Lasker
- 1989 safety Steve Atwater (defensive MVP award)
- 1990 defensive tackle Michael Shepherd
- 1998 defensive end C. J. McLain
- 1999 defensive tackle D. J. Cooper
- 2003 cornerback Lawrence Richardson
- 2005 defensive end Jeb Huckeba
- 2006 head coach Houston Nutt, tailback De'Arrius Howard, fullback Brandon Kennedy, center Kyle Roper, safety Vickiel Vaughn

North-South Shrine Game (Miami, Fla.)

- 1957 center Jay Donathan, quarterback George Walker
- 1967 defensive back Tommy Trantham
- 1971 defensive end Ronnie Jones, offensive tackle Tom Mabry
- 1972 defensive tackle Don Wunderly, offensive guard Tom Reed, split end Mike Reppond, quarterback Joe Ferguson
- 1973 linebacker Danny Rhodes, split end Jack Ettinger (Pontiac, Mich.)
- 1976 linebacker Curtis Townsend, defensive end Dennis Winston

Hula Bowl (Honolulu, Hawaii)

- 1961 halfback Lance Alworth (MVP Award)
- 1964 tackle Wesley Bryant
- 1965 linebacker Ronnie Caveness, end Jerry Lamb
- 1966 tackles Glen Ray Hines and Jim Williams
- 1967 tackle Loyd Phillips, wingback Harry Jones
- 1968 defensive back Tommy Trantham
- 1970 center Rodney Brand, linebacker Cliff Powell
- 1971 split end Chuck Dicus, tailback Bill Burnett
- 1972 offensive tackles Mike Kelson and Tom Mabry
- 1973 offensive guard Tom Reed, split end Mike Reppond, quarterback Joe Ferguson
- 1974 tailback Dickey Morton, linebacker Danny Rhodes
- 1975 defensive back Floyd Hogan
- 1976 running back Ike Forte
- 1977 center R. C. Thielemann
- 1978 kicker Steve Little, defensive backs Patrick Martin and Howard Sampson (injured), guard Leotis Harris (injured)
- 1979 quarterback Ron Calcagni, tackle Jimmy Walker, running back Ben Cowins, coach Lou Holtz
- 1980 offensive tackle Greg Kolenda, wide receiver Robert Farrell
- 1981 offensive tackle Joe Shantz
- 1982 tight end Darryl Mason
- 1983 fullback Jessie Clark
- 1984 defensive end Ron Fautrot
- 1985 offensive guard Marcus Elliott, tight end Eddie White
- 1986 center Andy Upchurch, cornerback Kevin Wyatt
- 1987 offensive guard Limbo Parks
- 1988 nose guard Tony Cherico, center Bryan White
- 1989 kicker Kendall Trainor
- 1991 wide receiver Derek Russell
- 2001 offensive tackle Shannon Money
- 2003 linebacker Caleb Miller
- 2005 defensive tackle Arrion Dixon

Japan Bowl (Tokyo, Japan)

- 1978 kicker Steve Little, defensive backs Patrick Martin, Howard Sampson (injured)
- 1979 quarterback Ron Calcagni, running back Jerry Eckwood, linebacker Larry Jackson, trainer Dean Weber
- 1980 quarterback Kevin Scanlon
- 1982 tight end Darryl Mason, kicker Bruce Lahay
- 1983 nose guard Richard Richardson, trainer Dean Weber
- 1984 wide receiver Mark Mistler
- 1986 running back Bobby Joe Edmonds
- 1987 split end James Shibest
- 1988 nose guard Tony Cherico, linebacker Eric Whitted
- 1990 tackle Jim Mabry, tackle Michael Shepherd
- 1992 linebacker Mick Thomas

Senior Bowl (Mobile, Ala.)

- 1950 guard Theron Roberts
- 1951 guard Buddy Brown, halfback Buddy Rogers
- 1952 center Bob Griffin, tackle Fred Williams
- 1953 halfback Buddy Sutton
- 1955 guard Bud Brooks (MVP - South Team)
- 1956 fullback Henry Moore
- 1957 center Jay Donathan, quarterback George Walker
- 1959 halfback Jim Mooty
- 1961 halfback Paul Dudley
- 1962 fullback Danny Brabham
- 1966 tailback Bobby Burnett, wingback Jim Lindsey, end Bobby Crockett
- 1968 tackle Ernie Ruple
- 1969 guard Jim Barnes
- 1971 defensive back Jerry Moore
- 1976 center Richard LaFargue
- 1977 tackle Gerald Skinner
- 1978 defensive back Vaughn Lusby
- 1980 offensive tackle Greg Kolenda, offensive guard Chuck Herman
- 1983 defensive end Billy Ray Smith, offensive guard Steve Korte
- 1989 kicker Kendall Trainor
- 1992 flanker Ron Dickerson Jr.
- 1994 defensive end Henry Ford, offensive guard Isaac Davis
- 1996 defensive end Steven Conley
- 1998 offensive guard Brandon Lurbsworth
- 1999 wide receiver Anthony Lucas, cornerback David Barrett, safety Kenoy Kennedy, tight end Joe Dean Davenport, offensive tackle Bobbie Williams
- 2000 linebacker Quinton Caver, defensive end Randy Garner, wide receiver Boo Williams
- 2001 defensive end Carlos Hall
- 2003 tailback Cedric Cobbs
- 2005 quarterback/wide receiver Matt Jones

2006



RAZORBACK FOOTBALL



Tackle Dick Bumpas (No. 61) and linebacker Cliff Powell (No. 64) helped Arkansas beat No. 4 Georgia in the 1969 Sugar Bowl. Bumpas went on to earn MVP honors in the 1970 Blue-Gray Game while Powell played in the All-American Game.





HISTORY

RAZORBACKS IN THE PROS

FIRST-ROUND HOGS

The following are former Razorbacks who were drafted in the first round in their respective profession football drafts.

- 1938 - Jack Robbins, by Chicago Cardinals
- 1940 - Kay Eakin, by Pittsburgh Steelers
- 1948 - Clyde Scott, by Philadelphia Eagles
- 1954 - Lamar McHan, by Chicago Cardinals
- 1956 - Preston Carpenter, by Cleveland Browns
- 1962 - Lance Alworth, by San Francisco '49ers
- 1967 - Loyd Phillips, by Chicago Bears
- 1967 - Harry Jones, by Philadelphia Eagles
- 1978 - Steve Little, by St. Louis Cardinals
- 1979 - Dan Hampton, by Chicago Bears
- 1983 - Billy Ray Smith Jr., by San Diego Chargers
- 1983 - Gary Anderson, by San Diego Chargers
- 1989 - Steve Atwater, by Denver Broncos
- 1989 - Wayne Martin, by New Orleans Saints
- 1994 - Henry Ford, by Houston Oilers
- 2004 - Shawn Andrews, by Philadelphia Eagles; Ahmad Carroll, by Green Bay Packers
- 2005 - Matt Jones, by Jacksonville Jaguars

CURRENT UA PROFESSIONALS

- DE Anders Akerstrom (Hamburg Sea Devils – NFL Europe)
- OT Shawn Andrews (Philadelphia Eagles)
- DB David Barrett (New York Jets)
- TB DeCori Birmingham (New York Giants)
- LB Tony Bua (Cincinnati Bengals)
- DB Ahmad Carroll (Green Bay Packers)
- LB Quinton Caver (Dallas Cowboys)
- G Freddie Childress (Saskatchewan Roughriders – CFL)
- TB Cedric Cobbs (Denver Broncos)
- DB Tom Crowder (Dallas Cowboys)
- DT Arrion Dixon (Kansas City Chiefs)
- DE Carlos Hall (Kansas City Chiefs)
- FS Ken Hamlin (Seattle Seahawks)
- DT Elliott Harris (Houston Texans)
- WR Steven Harris (Washington Redskins)
- TB De'Arrius Howard (Kansas City Chiefs)
- DE Jeb Huckeba (Seattle Seahawks)
- DB Eddie Jackson (Miami Dolphins)
- TB Michael Jenkins (Edmonton Eskimos – CFL)
- WR/QB Matt Jones (Jacksonville Jaguars)
- S Kenoy Kennedy (Detroit Lions)
- LB Carl Kidd (British Columbia Lions – CFL)
- OT Bo Lacy (Indianapolis Colts)
- DE Sacha Lancaster (Rheine Fire – NFL Europe)
- LB Caleb Miller (Cincinnati Bengals)
- OT Jason Peters (Buffalo Bills)
- C Kyle Roper (Baltimore Ravens)
- WR Richard Smith (Washington Redskins)
- TB Fred Talley (Atlanta Falcons)
- LB Gavin Walls (Winnipeg Blue Bombers - CFL)
- OT Bobbie Williams (Cincinnati Bengals)
- TE Boo Williams (New York Giants)
- WR George Wilson (Buffalo Bills)
- DB Vickiel Vaughn (San Francisco 49ers)

A

- Chad Abernathy Minnesota
- Gary Adams Philadelphia [1969]
- O'Neal Adams NY Giants [1942-45], Brooklyn (AAFC)
- Anders Akerstrom New Orleans [2005], Hamburg (NFL) [2006]
- Winston Alderson Houston
- *Lance Alworth San Diego [1962-70], Dallas [1971-72]
- *Gary Anderson Tampa Bay (USFL), San Diego [1985-88], Tampa Bay [1990-93], Memphis (CFL), Detroit [1993]
- Ken Anderson Chicago [1999], Orlando (XFL)
- *Shawn Andrews Philadelphia [2004-Present]
- Rick Apolskis NY Giants, Barcelona (WLAF)
- *Steve Atwater Denver [1989-98], NY Jets [1999]

B

- Herman Bagby Brooklyn (AAFC), Cleveland (AAFC)
- Alton Baldwin Buffalo (AAFC), Green Bay [1950]
- Hubert Barker NY Giants [1942-45]
- David Barrett Arizona [2000-03], New York Jets [2004-Present]
- Jay Bequette Oklahoma (USFL)
- Geno Bell NY Jets, Cleveland
- Mike Bender Atlanta
- Ken Benson Toronto (CFL)
- Jim Benton Cleveland, Chicago [1943], Los Angeles (Rams) [1938-40, 42, 44-47]
- DeCori Birmingham New England [2005], New York Giants [2006]
- Kirk Botkin New England, New Orleans [1994-95], Pittsburgh [1996-97]
- Danny Brabham Houston [1963-67], Cincinnati [1968]
- Vincent Bradford San Francisco [1997]
- Melvin Bradley Arizona [1999], Calgary (CFL) [2002-04]
- Jesse Branch Calgary (CFL), Edmonton (CFL)
- Robert Brannon New Orleans [1987]
- Sam Breedon New Orleans [2004], Green Bay [2005]
- Jermaine Brooks Dallas [2003-05]
- Maurice Britt Detroit [1941]
- Jon Brittenum San Diego [1968]
- William Brooks Detroit
- Richard Brothers Chicago
- Bill Brown Washington [1951-52], Green Bay [1953-56]



Offensive tackle Shawn Andrews, who started all 16 games for the Eagles in 2005, donated \$5,000 worth of Christmas toys to children in the Philadelphia area and was named to Fox Sports analyst Daryl Johnston's All Lunch Pail Team for being a blue-collar worker and doing an honest day's work each day.

- Trent Bryant Kansas City [1982-83, 87], Washington [1981], Chicago (USFL)
- Wes Bryant Minnesota
- Tony Bua Miami [2004-05], Cincinnati [2006]
- Scott Bull San Francisco [1976-78]
- Dick Bumpas Memphis (WFL), Pittsburgh, British Columbia (CFL)
- Brandon Burlsworth Indianapolis [1998]
- Bobby Burnett Buffalo [1966-67], Denver [1969]

C

- Ron Calcagni Ottawa (CFL), Edmonton (CFL)
- Ravin Caldwell Washington [1987-92]
- Leon Campbell NY Yanks [1950], Chicago [1952-54], Pittsburgh [1955]
- Lew Carpenter Detroit [1953-55], Cleveland [1957-58], Green Bay [1959-63]
- *Preston Carpenter Cleveland [1956-59], Pittsburgh [1960-63], Washington [1964-66], Miami [1966], Minnesota [1966]
- *Ahmad Carroll Green Bay [2004-Present]
- Albert Casey St. Louis (Browns)
- Daryl Cato Miami (AAFC)
- Ronnie Caveness Houston [1966-68], Kansas City Philadelphia [2001-02], Kansas City [2002-04], Dallas [2005-Present]
- Quinton Caver British Columbia (CFL)
- Tyrone Chatman Cincinnati, Oakland, Dallas, New England [1991], Cleveland, Calgary (CFL), Saskatchewan (CFL) [2006]
- Freddie Childress Dallas, Las Vegas (XFL), Tennessee Green Bay [1983-87], Detroit [1988], Phoenix [1988-89], Minnesota [1989-90]
- Chrys Chukwuma Kansas City, Cleveland, Detroit, Chicago (Cardinals) [1931]
- Jessie Clark New England [2004-05], Denver [2006]
- Thomas Cobb Milwaukee
- Cedric Cobbs NY Giants [1962], Washington [1963]
- Raymond Cole Pittsburgh [1996-98], Indianapolis [1998], Saskatchewan (CFL)
- Raymond Cole Chicago, Montreal (WLAF)
- James Collier New Orleans, Memphis (XFL)
- Steven Conley Kansas City, Hartford, NY Giants Philadelphia, Kansas City, Toronto. (CFL)
- Anthony Cooney Cleveland, Washington [1985-88]
- D.J. Cooper Kansas City [1975-76], Buffalo [1977], Cleveland
- Charles Corgan LA Rams, New England [1990-91], Denver
- Ben Cowins Chicago (Cardinals) [1931-37]
- Steve Cox Buffalo [1966-69]
- Reggie Craig Dallas [2004-Present]
- Elbert Crawford Buffalo [1967-72], Philadelphia [1973], Houston [1973], Detroit
- Milan Creighton
- Bobby Crockett
- Tom Crowder
- Dick Cunningham
- Isaac Davis San Diego [1994-97], New Orleans [1997], Minnesota [1998]
- Kim Dameron Kansas City [1993-94]
- Joe Dean Davenport San Diego [1971-72], Pittsburgh [1973]
- Brandon Davis# Atlanta [2001]
- Curt Davis Kansas City [2005-Present]
- Isaac Davis San Diego [1994-97], New Orleans [1997], Minnesota [1998]
- Ron Dickerson, Jr. Kansas City [1993-94]
- Chuck Dicus San Diego [1971-72], Pittsburgh [1973]
- Arrion Dixon Kansas City [2005-Present]

D

- Kim Dameron Memphis (USFL)
- Joe Dean Davenport San Francisco, Indianapolis [2001-03]
- Brandon Davis# Cleveland [2002], Philadelphia [2003]
- Curt Davis Atlanta [2001]
- Isaac Davis San Diego [1994-97], New Orleans [1997], Minnesota [1998]
- Ron Dickerson, Jr. Kansas City [1993-94]
- Chuck Dicus San Diego [1971-72], Pittsburgh [1973]
- Arrion Dixon Kansas City [2005-Present]





HISTORY

RAZORBACKS IN THE PROS

Freddie Douglas Pittsburgh, Tampa Bay [1976]
 Bobby Duckworth San Diego [1982-84], Los Angeles (Rams) [1985-86], Philadelphia [1986]
 Paul Dudley NY Giants [1962], Philadelphia [1963]

PLAYED BASKETBALL AT UA

E

*Kay Eakin NY Giants [1940-41], Miami (AFL)
 Jerry Eckwood Tampa Bay [1979-81]
 Bobby Joe Edmonds Seattle [1986-88], Los Angeles (Raiders) [1989], Tampa Bay [1995], Detroit
 Anthony Eubanks Dallas
 Jack Ettinger Memphis (NFL)

F

Ron Fautrot NY Jets [1984-85]
 Joe Ferguson Buffalo [1973-84], Detroit [1985-87], Tampa Bay [1988-89], Indianapolis [1990]
 Milton Fields Birmingham (USFL), Washington
 *Henry Ford Houston/Tennessee [1994-2002]
 Ike Forte NY Giants, Washington [1978-80]
 Robert Forte Green Bay [1946-53]
 Barry Foster Pittsburgh [1990-94]
 Aubrey Fowler Boston Yanks [1948]

G

Tom Ginn Detroit [1980-81]
 Randy Garner Atlanta [2001], Jacksonville [2002], Rhein Fire (NFL) [2004], Denver Broncos [2004]
 Grant Garrett Green Bay, Kansas City
 Oscar Gray Phoenix [1995], Seattle [1996-97]
 Bob Griffin St. Louis [1961], Los Angeles (Rams) [1953-57], Detroit

H

John Haden NY Giants [1936-38]
 Ryan Hale NY Giants [1999-2000]
 Carlos Hall Tennessee [2002-05], Kansas City [2005-Present]
 Ray Hamilton Cleveland, Detroit [1939], Los Angeles (Rams) [1938, 44-47], Philadelphia [1940]
 Ken Hamlin Seattle [2003-Present]
 *Dan Hampton Chicago [1979-90]
 William Hampton Montreal (CFL)
 Dave Hanner Green Bay [1952-64]
 LaSalle Harper Chicago [1989], NY Giants [1989]
 Corey Harris Atlanta
 Elliott Harris Pittsburgh [2005-Present]
 Leotis Harris Green Bay [1978-83]
 Steven Harris Washington [2005-Present]
 Wayne Harris Calgary (CFL)
 Ken Hayden Philadelphia [1942], Washington [1943]
 Chuck Herman Atlanta [1980]
 Howard Hickey Pittsburgh [1941], Cleveland, Los Angeles (Rams) [1941, 45-48]
 Anthony Hicks Green Bay, Jacksonville
 Madre Hill Cleveland, Berlin (NFL), Oakland [2002-03]
 Glen Ray Hines Houston [1966-70], New Orleans [1971-72], Pittsburgh [1973]
 Bill Hix Philadelphia [1950]
 Gary Hobbs Kansas City
 John Hoffman Chicago [1949-56]
 Floyd Hogan British Columbia (CFL)
 Derek Holloway Michigan, (USFL), Arizona (USFL), Washington [1986], Tampa Bay [1987]
 Greg Horne Cincinnati [1987], St. Louis/Phoenix [1987-88], Washington, London (WLAF)
 Raymond House Atlanta [2003-04], Ottawa (CFL) [2005]

De'Arrius Howard Kansas City [2006]
 Jim Lee Howell NY Giants [1937-42, 46-48], Tampa Bay
 Jeb Huckeba Seattle [2005-Present]

I

Darwin Ireland Chicago [1994-95]

J

Eddie Jackson Carolina [2004-2005], Miami [2006]
 Charles Jamerson Hartford
 Michael James Dallas
 Michael Jenkins Toronto (CFL), Houston, Montreal (CFL) [2005], Edmonton (CFL) [2006]
 Ray Lee Johnson San Diego [1993-03], Denver [2004-05]
 *Harry Jones Philadelphia [1967-71]
 J.J. Jones Dallas [2001], New Orleans [2002-03], Scottish (NFL) [2004]
 *Matt Jones Jacksonville [2005-Present]

K


Allen Keen Philadelphia [1937-38]
 Kenoy Kennedy Denver [2000-04], Detroit [2005-Present]
 Carl Kidd Oakland [1995-96], British Columbia (CFL) [2000], Minnesota [2001], British Columbia (CFL) [2002-Present]
 Keith Kidd Minnesota [1987]
 Mike Kirkland Baltimore (Colts) [1976-78]
 Steve Korte New Orleans [1983-90]
 Greg Koch Green Bay [1977-85], Miami [1986-87], Minnesota [1987]

L

Bo Lacy Pittsburgh [2004], Chicago [2005], Indianapolis [2006]
 Jerry Lamb Kansas City
 Sacha Lancaster Hamburg (NFL) [2005], Rhein (NFL) [2006]
 Greg Lasker NY Giants [1986-88], Phoenix [1988], Chicago [1988]
 Homer Ledbetter Chicago (Cardinals) [1932-33]
 Jim Lindsey Minnesota [1966-72]
 *Steve Little St. Louis [1978-80]
 Anthony Lucas Green Bay, Dallas
 Kenneth Lunday NY Giants [1937-41, 46-47]
 Vaughn Lusby Cincinnati [1979], Chicago [1980]

M

Brisson Manor Denver [1977-84], Tampa Bay [1984]
 Fred Marshall Calgary (CFL)
 *Wayne Martin New Orleans [1989-99]
 Darryl Mason Birmingham (USFL)
 Geno Mazzanti NY Yanks [1950]
 Jerry Mazzanti Philadelphia [1963], Detroit [1966], Pittsburgh [1967]
 Bruce Maxwell Detroit [1970]
 Bill McClard San Diego [1972], New Orleans [1973-75]
 *Lamar McHan Chicago (Cardinals) [1954-58], Green Bay [1959-60], Baltimore (Colts) [1961-63], San Francisco [1963]
 J.J. Meadors Edmonton (CFL)
 Peter Merloni Boston (Braves)
 Caleb Miller Cincinnati [2004-Present]
 Nick Miller Cleveland
 Verl Mitchell Atlanta
 Charles Moore Washington [1962]
 Henry Moore NY Giants [1956], Baltimore (Colts) [1957]
 Jerry Moore Chicago [1971-72], New Orleans [1973-74]
 Jim Mooty Dallas [1960]



Ahmad Carroll started all 16 games at left cornerback for Green Bay last year, finishing with 45 tackles, two interceptions and 11 passes broken up.



Safety Ken Hamlin earned Pro Football Weekly All-Rookie honors with Seattle in 2003.



Former Arkansas quarterback Matt Jones switched to receiver for the Jacksonville Jaguars and as a rookie in 2005 had 36 receptions for 432 yards and five touchdowns.



Linebacker Caleb Miller had four tackles on defense and a team-high three on special teams in Cincinnati's division-clinching victory at Detroit last season.

2006



RAZORBACK FOOTBALL



HISTORY

RAZORBACKS IN THE PROS

Dickey Morton Toronto (CFL), Pittsburgh
 Lock Morton Newark
 Tom Murphy Chicago (Cardinals) [1934]

N

Gerald Nesbitt Ottawa (CFL)

O

Tony Ollison Indianapolis, San Antonio (USFL)
 Kerry Owens Cincinnati, Cleveland [1989]

P

Zac Painter Dallas
 Leon Pense Pittsburgh [1945]
 Jason Peters Buffalo [2004-Present]
 Jermaine Petty Cincinnati [2002], Green Bay [2003]
 *Lloyd Phillips Chicago [1967-69], New Orleans
 Joyce Pipkin NY Giants [1948], Los Angeles

R

Davis Reavis Pittsburgh [1974-75], Tampa Bay [1976-83]
 Mike Reppond Chicago [1973], British Columbia (CFL)
 Lawrence Richardson Buffalo [2004], Hamburg (NFLE) [2005]
 Danny Rhodes Baltimore (Colts) [1974]
 *Jack Robbins Chicago (Cardinals) [1938-39]
 Kyle Roper Baltimore [2006]
 James Rouse Chicago [1990-91]
 Coy Ernest Ruple Pittsburgh [1968-69]
 Derek Russell Denver [1991-94], Houston/Tennessee [1995-97]

S

Floyd Sagely Chicago (Cardinals) [1957]
 Roland Sales Toronto (CFL), Montreal (CFL)
 Howard Sampson Green Bay [1978-79]
 David Sanders Oakland, San Francisco (XFL)
 Kenny Sandlin Carolina [2002], Minnesota [2003]
 Kevin Scanlon Los Angeles (Rams) [1980], Hamilton (CFL) [1980]
 *Clyde Scott Philadelphia [1949-52], Detroit [1952]
 Earl Scott Amsterdam (WLAF)
 Milt Simington Cleveland, Pittsburgh [1942]
 Gerald Skinner Green Bay [1978]
 Dwight Sloan Chicago (Cardinals) [1938], Detroit [1939-40]
 Billy Ray Smith Sr. Los Angeles (Rams) [1957], Pittsburgh [1958-60], Baltimore (Colts) [1961, 63-70]
 *Billy Ray Smith Jr. San Diego [1983-92]
 Emanuel Smith Jacksonville [2000]
 Mark Smith Kansas City
 Richard Smith Kansas City [2004-05], Washington [2006]
 Rollen Smith St. Louis
 Michael Snowden Tennessee
 Junior Soli San Diego
 Ryan Sorahan New Orleans [2004]
 Ronny South New Orleans [1968]
 Ray Spillers Philadelphia [1937]
 Bob Stankovitch Kansas City
 George Stewart Kansas City
 Clint Stoerner Dallas [2000-03], Scottish (NFLE), Miami [2004]
 Donnie Stone Denver [1961-64], Buffalo [1965], Houston [1966]
 Pat Summerall Detroit [1952], Chicago (Cardinals) [1953-57], NY Giants [1958-61]
 Buddy Sutton Baltimore



Last year in Buffalo, Jason Peters played tight end, saw action on special teams and started the last nine games at tackle.



Guard Bobbie Williams missed just one snap on offense for Cincinnati in 2005, helping the Bengals allow a team-low 21 sacks and paving the way for Rudi Johnson to set a franchise record with 1,458 yards rushing.



George Wilson played primarily on special teams and had two tackles for Buffalo in 2005, but he also saw action at receiver.

T

Fred Talley Atlanta [2003], Edmonton (CFL) [2004], Montreal (CFL) [2005], Atlanta [2006]
 Brad Taylor Edmonton (CFL), Montreal (CFL)
 R.C. Thielemann Atlanta [1977-84], Washington [1985-88]
 Mick Thomas Atlanta
 Wilfred Thorpe Cleveland
 Curtis Townsend St. Louis [1978], San Diego
 Kendall Trainor Phoenix, Sacramento (WLAF), New York
 New Jersey (WLAF)

U

Ron Underwood Chicago

V

Clyde Van Sickle Green Bay [1932-33]
 Vickiel Vaughn San Francisco [2006]

W

Jimmy Walker Minnesota [1987], Edmonton (CFL), Ottawa (CFL), Birmingham (USFL)
 Gavin Walls Minnesota [2003], Scottish (NFLE) [2004], Winnipeg (CFL) [2005-Present]
 Danny Walters San Diego [1983-87]
 Charles Washington Green Bay [1987]
 Orlando Watters Seattle [1994]
 Tim Webster Green Bay [1971]
 Marsh White NY Giants [1975-77]
 Bobbie Williams Philadelphia [2000-03], Cincinnati [2004-Present]
 Boo Williams New Orleans [2001-05], New York Giants [2006]
 Fred Williams Chicago [1952-63], Washington [1964-65]
 Patrick Williams New York Jets
 George Wilson Detroit [2004], Buffalo [2005-Present]
 Ben Winkleman Milwaukee
 Bill Winston New York Jets
 Dennis Winston Pittsburgh [1977-81, 85-86], New Orleans [1982-85]
 Don Wunderly Pittsburgh, British Columbia (CFL)
 Kevin Wyatt Miami, San Diego [1986]
 Harry Wynne Boston (Yanks), NY Giants [1945]

Y

Theo Young Pittsburgh [1987]

*DRAFTED FIRST ROUND

Years spent with each team not available for all players.

2006

UNIVERSITY OF ARKANSAS





HISTORY LETTERMEN

(The UA Sports Information Office welcomes corrections from authentic sources)
*denotes team captains

A

Abernathy, Chad 1995, '96 '97 '98
Adair, Marcus 1993 '94 '95
Adams, Dave 1962 '63
Adams, Gary 1966 '67 '68*
Adams, Gary 1989 '90 '91 '92
Adams, Oliver 1927 '28
Adams, O'Neale 1939 '40 '41
Adams, Tim 1976 '77 '78
Adkins, Jim 1956
Akerfelds, Darrel 1980 '81
Akers, Freddy 1958 '59
Akerstrom, Anders 2004
Akin, Chris 1998 '99
Akins, Chris 1989 '90
Akins, Terry 1992
Alberty, Joe Paul 1958 '59 '60
Alberty, Brett 1987
Alcorn, E. 1923
Alcorn, Hal 1917 '18 '20
Alcorn, R.E. 1917 '18 '19 '20
Alderson, Winston 1994 '95 '96
Alexander, Brother 1984 '85
Alexander, Marion 1943
Alexander, Tim 1976 '80
Allen, Clint 1976
Allen, Jason 1991 '92 '93 '94*
Allen, Joe 1909
Allen, V.V. 1896
Allison, Robert 1939
Alworth, Lance 1959 '60 '61
Amis, William 1921 '22
Anderson, Gary 1979 '80 '81 '82*
Anderson, Jamaal 2004 '05
Anderson, Ken 1994 '95 '96 '97*
Anderson, Kevin 1984 '85
Anderson, Paul 1944 '45
Andrews, Shawn 2001 '02 '03
Apolskis, Rick 1986 '87 '88 '89
Arenz, Terry 1958
Armendariz, Richard 1984
Atkinson, Drexel 1948 '49
Atteberry, Dwight 1990 '91
Atwater, Steve 1985 '86 '87 '88*
Atwood, Ralph 1937 '38 '39
Audas, Stan 1973 '75
Avery, Steve 1973 '75
Avlos, Nick 1973*
Ayers, James 1925 '26

B

Bach, Tommy 1957 '58 '59
Bagby, Herman 1923 '24
Bailey, Jack 1950
Bailey, Joe 1999
Bain, James 1915 '16 '19
Baker, Chris 2003 '04
Baker, Ed 1995
Baker, Kevin 2000
Baker, Mark 1994 '95 '96 '97
Baker, Pat 1993 '94
Baker, Victor 1980
Baldrige, Joe 1949
Baldwin, Alton 1943 '44 '45 '46
Baldwin, Jake 1945 '49
Ball, Nathan 1999 '00 '01 '02
Balseiro, Chris 2003 '04 '05
Banks, Curtis 1988 '89 '90 '91
Banks, Reggie 2003 '04
Banks, Tim 1965
Bankston, Bill
Barker, Hubert 1940 '41
Barnes, Charlie 1958
Barnes, David 1957
Barnes, Jim 1966 '67 '68*
Barnes, J.J. 1901
Barnes, Teddy 1973 '74 '75
Barnett, Robert 1957
Barrett, David 1996 '97 '98 '99*
Barrow, Bubba 1986 '87 '88 '89
Barwegen, Doug 1975 '76 '77
Basore, George 1919 '20 '21
Bass, Bill 1947 '48 '49
Baxter, John 1979

Baxter, Robert 1979
Bayne, Louis 1944
Bazzel, David 1981 '82 '84 '85*
Beachum, Rodney 1982 '83 '84 '85
Beane, Colmore 1944
Beard, Abner H. 1900 '02
Beard, Chip 1982
Beard, Scott Oscar 1903
Beasley, Jimmy 2000 '01 '02 '03*
Beavers, Garland 1926 '27 '28
Belknap, Ray 1919
Bell, Geno 1993 '94 '95 '97
Bell, Mark 1987 '88 '89
Bell, Richard 1957 '58*
Bender, Mike 1964 '65*
Bennett, Archie 1970 '71
Bennett, Richard 1955 '56 '57
Bennett, Ronnie 1969 '70
Benoit, Steve 1970
Benson, Buddy Bob 1954 '55
Benson, Ken 1989 '90
Benson, Mike 1986 '87
Benton, James "Jim" 1935 '36 '37*
Benton, Jim 1970 '71 '72
Benton, W.R. 1932 '33 '34*
Bentz, J.L. 1895
Bequette, Chris 1984 '85 '86 '87*
Bequette, George 1954 '55 '56
Bequette, Jay 1980 '81 '82
Bercher, Martine 1964 '65 '66
Berner, Dennis 1967 '68 '69
Berry, Benny 1954 '56
Berry, Charlie 1956
Berry, D'Andre 1998 '99 '00 '01
Berry, Greg 1983
Berry, Homer 1922 '23 '24
Berryhill, Stuart 1964 '65 '66
Beutelschies, Gene 1962
Bexley, Carleton 1996
Bickerstaff, Ray 1945
Biddle, Joe 1932 '33
Billings, Fred M. 1902
Billingsley, Mickey 1974 '76 '77
Binnion, Scott 1970 '71 '72
Biocci, Jerry 1986 '87
Birdwell, Steve 1969 '70 '71
Birmingham, DeCori 2001 '02 '03 '04*
Black, Charles 1932 '33
Black, Joe 1964 '65 '66
Blackburn, Claud 1924
Blackburn, Clifford 1923 '24
Blackmer, D. 1901
Blakely, Gervis T. 1910
Blakely, Ronnie 1961
Bland, John 1985 '86 '87 '88*
Bledsoe, Fred 2004
Blevins, Paul 1969
Bloom, John R. 1903 '04
Boatwright, William 1897 '98
Bobo, Donny 1976 '77 '78
Boepple, Emil 1932 '33
Bogard, Jerry 1951 '52 '53
Bohanon, Alex 1993
Bokermann, Mark 2000 '01 '02 '03
Boles, John 1956 '57
Bolton, Andy 1973
Bonneau, Rob 1989
Bonner, Mark 2005
Booth, Marc 1991
Boozman, H. 1924 '25 '26*
Boozman, John 1971 '72
Boren, Phillip 1979 '81 '82 '83
Boschetti, Mike 1968 '69 '70*
Botkin, Kirk 1990 '91 '92 '93*
Boulware, David 1993
Boutwell, Dale 1956
Bowles, Darryl 1979 '80 '81 '82
Boyd, Bill 1964
Boydston, Brian 1997
Brabham, Danny 1960 '61 '62
Bracey, Bill 1951
Bracken, Richard 2005
Bradford, Carl 1985 '86 '87
Bradford, Eddie 1952 '53 '54
Bradford, Eric 1985 '86 '87 '88
Bradford, W. 1909 '10 '11 '12
Bradford, Mike 1978 '80
Bradford, Vincent 1993 '94 '95 '96
Bradford, William 1921
Bradley, Freddie 1991
Bradley, Melvin 1996 '97 '98

Bradsher, Bobby 1971
Branch, Eric 1997 '98 '99
Branch, Jesse 1961 '62
Branch, Job 1984 '85
Brand, Mike
Brand, Rodger 1971 '72
Brand, Rodney 1967 '68 '69*
Brandt, Jason 1988 '89 '90
Brannon, Robert 1983 '84
Brasher, Tommy 1961 '62 '63
Brasuell, Jackie 1963 '64 '65*
Braswell, J.C. 1894
Brawner, Jim 1971 '72
Bray, Don 1994 '95
Brazil, Ernest 1917 '18
Breedon, Sam 2000 '01
Briggs, Oscar Garner 1899
Britt, Maurice 1938 '39 '40
Britt, Tommy 1951
Brittenuum, Jon 1963 '65 '66
Brooks, Justin 1995 '96
Brooks, Jermaine 1999 '00 '01
Brooks, John 1991
Brooks, Sam 1994 '96 '97
Brooks, Wm. Bud 1952 '53 '54
Brothers, Richard 1985 '86 '87 '88
Brown, Anthony 2005
Brown, Charlie 1974
Brown, Fred I. 1900 '01*
Brown, J.R. 1986 '87
Brown, Justin 1995 '96
Brown, Larry 1973 '75
Brown, Pierre 2002 '03 '04 '05*
Brown, Russ 1995 '96 '97 '98
Brown, Spencer 1992 '93 '94 '95
Brown, Thomas 1978 '81 '82
Brown, Vann 1934 '35 '36
Brown, Wm. Buddy 1948 '49 '50*
Browne, Leshon 1986
Browning, Eric 1989 '90 '91 '92
Bruick, Kevin 1985
Bryan, Frank 1910
Bryan, Lemuel B. 1901 '02*
Brynn, Larry Gunn 1983
Bryant, Thakkeus "Bam" 2002
Bryant, Trent 1977 '78 '79 '80
Bryant, Wesley 1961 '62 '63
Bua, Tony 2000 '01 '02 '03*
Buckalew, Hollis 1928 '29 '30
Buckingham, Earl 1980 '81 '82
Bull, Scott 1972 '74 '75*
Bumpas, Dick 1968 '69 '70*
Burkfield, Mike 1977 '78 '79
Burchs, Pete 1995 '96
Burleson, C.H. 1943
Burlingame, Mike 1977 '78 '79
Burlsworth, Brandon 1995, '96 '97 '98*
Burnett, Bill 1968 '69 '70*
Burnett, Bobby 1964 '65*
Burnett, Tommy 1965 '66
Burns, Billy 1972 '73 '74*
Burns, Keith 1980 '81 '82
Burns, Olan 1954 '55 '56

Burris, Pat 1989 '90
Burstein, Matt 1999 '00
Busby, Bo 1973 '74 '75 '76
Butler, Richie 1999 '00 '01 '02*
Butler, Steve 1958 '59 '60*
Butz, Sam 1949
Bynum, Firmon 1940 '41

C

Cain, Terrance 1988
Cain, Tim 1988
Calcagni, Mark 1984 '85
Calcagni, Ron 1975 '76 '77 '78*
Caldwell, Ravin 1982 '83 '84 '85
Caldwell, Tracy 1990 '91 '92 '93
Calvin, Carlton 1991 '92 '93 '94
Cameron, Pat 1989 '90
Campbell, Charles 1915 '16
Campbell, Dean 1972
Campbell, Jason 2001
Campbell, Joe 1939
Campbell, Leon 1946 '47 '48 '49
Campbell, Louis 1970 '71 '72*
Campbell, Marcus 1994 '95 '96 '97
Campbell, Mike 1973 '74 '75*
Campbell, R. Roy 1894
Campbell, Steadman 2000 '01
Canada, Eugene Bud 1945 '46 '47 '48
Cantlope, Tracy 1992 '93 '94 '95
Capshaw, Gary 1972
Carder, David 1957
Carlton, David 2001 '02 '03 '04
Carpenter, J.P. 1943
Carpenter, Lewis 1950 '51 '52
Carpenter, Preston 1953 '54 '55*
Carroll, Ahmad "Batman" 2001 '02 '03
Carroll, J.J. 1915
Carson, Bill 1994 '95 '96 '97
Carter, Bill 1969 '70 '71
Carter, Bubba 1983
Carter, Elmo 1896 '97
Carter, Harry 1942 '46
Carter, Jan 1938 '39 '40
Carter, J.N. 1913
Caruthers, Ernie 1978
Castillo, Eric 1989
Castleberry, Mike 1983
Caston, Marvin 1996, '97 '98 '99
Cato, Daryl 1939 '40 '41*
Cauthron, Jim 1952 '53
Caver, Quinton 1997 '98 '99 '00
Cawood, Jim Brown 1894
Caveness, Ronnie 1962 '63 '64*
Ceaser, Caleb 2003
Centers, Donnie 1983 '85 '86
Chalene, Scott 1981 '83
Chalmers, Chris 1996 '97 '98 '99
Chambers, Anthony 1985 '86 '87 '88
Chambers, Joe 1929 '30 '32
Chapman, Johnson 1901 '02
Chatman, Tyrone 1990 '91 '92 '93*
Cherico, Tony 1984 '85 '86 '87*

Cherry, Mike 1993 '94
Cheyne, Bob 1973
Cheyne, Tommy 1973 '74 '75
Childress, Bob 1956 '57
Childress, Freddie 1985 '86 '87 '88
Childress, John 1959 '60 '61*
Childs, E. 1902
Childs, James L. 1904
Chinn, John 1932
Chipman, Marvin 1925 '26
Christenbury, Tom 1980 '81
Christian, Don 1955 '56 '57
Chukwuma, Chrys 1996 '97 '98 '99
Chunn, Del 1990
Cialone, Felice 1942
Cissell, Mickey 1960 '61
Claborn, Joe 1945 '48
Clark, Elbert 1900 '01 '02
Clark, Jack 1940 '41
Clark, Jessie 1981 '82*
Clark, Leon 1994
Clark, W.H. 1930
Clark, Zak 2000 '01
Clavelle, Marcus 1997
Clay, Billy 1960 '63
Clay, Charles 1985 '86 '87 '88
Clayton, Michael R. 1957
Clayton, Michael R. 1957
Cleveland, Jay 1986
Clinton, Chris 2002
Clyde, Steve 1977 '79 '80 '81
Coats, Jeff 1939 '40 '41
Cobbs, Cedric 1999 '01 '02 '03
Cochran, Maurice 1915 '16
Cody, Russell 1967 '68 '69
Coe, Michael 2003 '04 '05
Cole, Bob 1993
Cole, Charles 1956
Cole, George 1925 '26 '27
Cole, Johnny 1950 '51 '52
Cole, Nathan 1995 '96 '97 '98
Cole, Ray 1937 '38 '39*
Coleman, Eussell 1925 '26 '27*
Coleman, James W. 1916 '17 '18 '19*
Coleman, Richard 1968 '69
Coleman, Sam 1921 '22 '23* '24
Collier, Jimmy 1959 '60 '61
Collins, Kirk 1988 '89 '90 '91*
Collins, Ronnie 1976
Collins, Shane 2002
Conger, Marvin 1944
Conley, Steve 1992 '93 '94 '95*
Connor, Paul 1965 '66 '67
Cook, Jake 1913 '14
Cook, John D. 1954
Cooks, Mark 1995
Cooney, Anthony 1986 '87 '88 '89*
Cooney, Mike 1958
Cooper, David 1965 '66 '67
Cooper, D.J. 1996 '97 '98 '99
Cope, Larry
Cope, Robert 1943 '44
Corbett, Lundy 1936
Cordell, Corkey 1970 '71
Cordelli, Mark 1986
Corgan, Charles 1923
Cornelius, Jessie 1994 '95, '96
Cornish, Bryan 1991 '92 '93 '94
Corrotto, Leo 1933
Cory, A.B. 1894
Cory, Henry J. 1894
Cotton, Delano 1962
Cotton, Kotto 1991 '92 '93
Counce, Dale 1945 '46 '47
Courtney, J.G. 1898
Covington, Pete 1956
Cowger, James 1925 '26 '27
Cowins, Ben 1975 '76 '77 '78*
Cox, Curtis 1959 '60
Cox, David 1968 '69
Cox, Harold Earl 1943 '48
Cox, Harold Eugene 1952
Cox, James 1947
Cox, Steve 1971
Cox, Steve 1979 '80
Crabaugh, Alfred J. 1921 '22 '23
Crabaugh, Quentin 1927 '28 '29
Crafton, James 1947 '48
Craig, Reggie 1972 '73 '74
Craig, Tim 2000
Crawford, Danny 1973 '74
Crawford, Elbert 1986 '87 '88 '89*



Defensive MVP D.J. Cooper, who lettered from 1996-99, made two of Arkansas' eight sacks in the 2000 Cotton Bowl victory over Texas.

2006



RAZORBACK FOOTBALL

HISTORY LETTERMEN

Crawford, Kerry 1985 '86 '87 '88
Creekmore, Steve 1908 '09 '10*
Creighton, Milan 1928 '29 '30*
Criswell, Oliver 1933 '34
Crocker, Patrick 1989 '90
Crockett, Bobby 1963 '64 '65*
Cross, Bob 1950
Crow, Olan 1945
Crowder, Tom 2001 '02 '03
Crowley, L.G. 1896
Culpepper, Oren 1954 '55 '56
Culwell, J.D. 1904 '05 '06 '07
Cunningham, Dick 1964 '65 '66
Curry, Ken 1970
Cypert, Boyd 1910 '11 '12

D

Dacus, Weston 2004 '05
Daily, Adam 1999 '00
Daily, Marvin 1973 '74 '75
Dale, Jack 1928 '29 '30
Dalton, Dallas 1950
Dameron, Kim 1979 '80 '81 '82
Daniel, Charles 1963 '64*
Danielowicz, Mark 1984 '85
Darr, Earl 1929 '30 '31
Daugherty, Ray 1947
Davenport, Joe Dean 1996 '97 '98 '99
Davenport, Scott 2000 '01 '02 '03
Daves, Joe Paul 1966 '67
David, Richard 1990 '91 '92
Davidson, Gene 1915 '16 '17* '18 '19
Davis, Curt 1998 '99 '00 '01*
Davis, Elijah 1973 '74 '75 '76
Davis, Isaac 1990 '91 '92 '93
Davis, Jeff 1991
Davis, Jeremy 2004
Davis, Mike 1971 '72
Davis, Vincent 1991
Davis, Wm. Jake 1946 '49
Davis, Raymond L. 1907 '08 '09 '10
Davis, Walter 1943
Dean, Brian 1999
Deason, Jess 1955
DeBorde, Skipper 1971
Delco, Del 1992 '93 '95
Delmanego, Frank 1941 '42
Deloney, Ernest D. 1905
Derry, Lee 1923 '24
De Salvo, Henry 1947
Dew, Robert 1969
Dew, Tommy 1967 '68 '69
Dewey, Mark 1978 '79
Dhonau, Lloyd 1925 '26
Dick, Casey 2005
Dickerson, Kyle 2002 '03 '04 '05*
Dickerson, Jr., Ron 1989 '90 '91 '92
Dickey, David 1966 '67 '68
Dickson, Earnest 1907 '08
Dickson, Enos H. 1906
Dicus, Chuck 1968 '69 '70
Dingler, Lamar 1943* '44*
Dixon, Arrión 2001 '02 '03 '04*
Dixon, Tommy 1967 '68
Dodson, Tony 1999
Donalson, John 1935 '37
Donathan, Jay 1955 '56 '57*
Donathan, Jeff 1926 '27
Donoho, Tommy 1944
Dossey, Jerry 1967 '68 '69
Doughty, Dan 2002 '03
Douglas, Freddie 1972 '73 '74 '75
Douglas, Mark 1979 '80 '81 '82
Douglas, Steve 1979 '80 '81
Douglass, Bill 1965
Downey, Tim 1973
Drake, Randy 1972 '73 '74
Drover, W.H. 1910 '11
Drummonds, Lamar 1957
Dubs, Ford 1913 '15
Duckworth, Bobby 1977 '78 '79 '80
Dudley, David 1983 '84 '85 '86
Dudley, Paul 1959 '61
Duffy, Richard 1984
Dugan, Joe 1949
Duke, Alvin C. 1946 '47 '48 '49*
Dumas, Sammy 1951 '52
Dunagin, Sean 1980
Duncan, Wm. Robert 1953
Dunkelged, Dennis 1973

E

Eakin, Kay 1937 '38 '39*
Eason, Alcuin P. 1902 '03 '04
Eason, Darrel 1980 '84
East, Jack 1922
Eckert, George 1948 '49 '50*
Eckwood, Jerry 1975 '76 '78
Edmonds, Bobby Joe 1983 '84 '85
Edmondson, Jim 1930 '31 '32
Edwards, Fred 1969 '70
Edwards, George 1957
Edwards, Ross 1917
Edwards, T.A. 1895 '96
Egan, Bob 1950
Eichler, John 1967 '68 '69
Eldson, Gus 1932 '33 '34
Ellington, T.E. 1905 '06 '07 '08 '09
Elliott, Jim 1977 '78 '79 '80
Elliott, Marcus 1982 '83 '84*
Ellis, William Y. 1900 '01
Ellison, Lance 1991 '92 '93 '94
Elton, Murry 1951 '52
Epp, Marlin 1958 '59 '60
Erwin, J.L. Buzz 1968
Erwin, Judson L. 1930 '31 '32
Estes, Benny 1965
Estes, Dan 1908 '10 '11* '13
Ettinger, Jack 1971 '72 '73*
Eubanks, Anthony 1994 '95 '96 '97*
Evans, Hoover 1960 '61 '62
Evans, Kevin 1976 '78 '79 '80
Ewart, James B. 1917 '19 '20

F

Fairchild, Freddie 2005
Farrell, Robert 1976 '77 '78 '79
Faulkinberry, Charles 1952
Faurot, Ron 1980 '81 '82 '83*
Felton, Robert 2004 '05
Ferguson, Jerry 1956 '57
Ferguson, Joe 1970 '71 '72
Ferguson, John 1948 '49
Ferguson, Pedro 1957
Fergusson, John Bubba 1960
Field, Bobby 1968 '69 '70
Fields, Johnny 1959 '60
Fields, Milton 1980 '81 '82 '83
Fillmore, Sedric 1989
Finch, James 1962 '63 '64*
Finney, Tom 1930
Fischel, Frank 1949 '50 '51
Fish, Reggie 2005
Fishback, Herbert 1894 '95* '96* '97*
Fleming, Bert R. 1907 '08 '09
Fletcher, Marion 1936 '37 '38
Fletcher, Reed 1913

Floor, Ben 1987 '88 '90
Flores, Shon 1989 '90
Flowers, Jeremy 1996 '97 '98 '99
Foliart, Josh 2000 '01
Fong, John 1958
Ford, Henry 1943 '44 '45* '46
Ford, Henry 1990 '91 '92 '93
Ford, Jerry 1954 '56 '57
Foreman, Jim 1953
Foreman, Marshall 1984 '85 '86
Forrest, Micheal 1975 '76 '77 '78
Forrester, Wm. Ron 1952 '53
Forsythe, Charles 1945
Forte, Elston 2005
Forte, Ike 1974 '75*
Forte, Robert 1940 '41 '42*
Forte, Rod 1984 '85
Foster, Barry 1987 '88 '89
Fowler, Aubrey 1946 '47
Fowler, Tommy 1961
Franklin, Bill 1946 '47
Franklin, Luther 1982 '83 '84 '85
Franklin, Kenny 1986
Frappia, L.A. 1915
Frazier, E.H. 1912 '15
Freeland, Stuart 1971 '72
Freeman, Reggie 1975 '76 '77
Freeman, Stan 1978 '79
Freeman, Wm. A. 1897 '98 '99 '00
French, Keith 1971
Frieberger, John 1938 '39 '40
Fryer, Jimmy 1970
Fuchs, Rolland 1973 '74 '75
Fulbright, Bill 1921 '22 '23 '24
Fulbright, Jack 1918
Fulcher, Don 1975 '76
Fulcher, Ron 1973 '74 '75
Fuller, Bill 1953 '54 '55
Fuller, Dick 1970
Fulton, Earl 1933
Furo, Sammy 1949 '50
Futtrall, Byron 1923 '24

G

Gallon, Jimarr 2001 '02
Galloway, Bob 1976
Galloway, Neal 1981 '82
Garber, Russ 1969 '70 '71
Garcia, Desmond 1999 '00
Gardner, Carnall 1927 '28 '29
Gardner, Ellis 1934
Gardner, Gerald 1958 '59
Garner, Lynn 1967 '68 '69
Garner, Nate 2004 '05
Garner, Randy 1997 '98 '99 '00
Garlington, Tom 1951 '52
Garrett, Dean 1959 '60 '61

Garrett, Grant 1995 '96 '97 '98*
Garrett, Wayne 1955
Garrison, Greg 1981 '82 '83 '84
Gaston, James 1959 '60
Gatson, Carlos 1988
Gatson, Greg 1982 '83 '84 '85
Gels, Clarence 1927 '28 '29*
Geiser, Elvin O. 1932 '33 '34
Geitner, John 1999 '00
Gentry, Williams 1926
Geoghagen, Danny 1968
Gibbs, Melvin 1964 '65 '66
Gifford, Todd 1988 '89 '90
Gilbow, Billy 1956 '57 '58
Gilbow, Matt 2004
Gilliam, Bobby 1953 '54 '55
Gilmore, George 1935 '36 '37
Ginn, Charles 1980 '81 '82
Ginn, Tom 1976 '78 '79
Glover, Steve 1972
Goff, Jeff 1978 '79 '80 '81
Gold, Paul 1917 '18*
Golden, Colby
Goode, Brett 2003 '04 '05
Goodman, John Ed 1983
Gordon, Minor 1916
Gordon, Nathan 1936 '37
Gotto, Bill 1971 '73
Grabiel, Kent 1921
Gramlich, Billy 1960
Grant, Michael 2004 '05
Graves, Cecil Buster 1951 '52 '53
Gray, Bill 1962 '63 '64*
Gray, Kenneth 1949
Gray, Oscar 1992 '93 '95
Green, Jerry 1958 '59
Green, Orlando 1998 '99 '00
Green, Robert 1941 '42
Greenwell, Lynn 1958
Griffin, Mike 1970 '71 '72
Griffin, Robert 1949 '50 '51
Grizzle, Jim 1961 '62 '63*
Grooms, Richard 1988
Grove, Quinn 1987 '88 '89 '90*
Guest, Gordon 1963
Guillot, David 1984
Gullett, Ryan 2003
Gunn, David 1986
Gunn, Johnson 1952
Gunnell, G.W. 1896
Guynes, W.M. 1910 '11

H

Haden, Jack 1933 '34 '35
Hagan, Chester Earl 1933
Hager, James 1946
Hale, Harver 1915 '16
Hale, Ryan 1995 '96 '97 '98*
Hales, Mike 1962
Hall, Carlos 1998 '99 '00 '01*
Hall, DeAnthony 1995, '96
Hall, George 1978 '79 '80 '81
Hall, Reggie 1985 '86 '87 '88
Hallum, Charles 1951 '52 '53
Halstead, Glenn 1944 '49
Ham, H.H. 1897 '99
Hamberg, Harold 1940
Hamberg, Walter 1938 '39
Hamilton, Ed 1946 '48
Hamilton, Hartford 1965 '66 '67*
Hamilton, Norman 1922 '23 '24
Hamilton, Ray 1935 '36 '37
Hamilton, Sparky 1999 '00 '01 '02*
Hamlin, Ken 2000 '01 '02
Hammers, Ronnie 1968 '69 '70
Hampton, Dan 1975 '76 '77 '78
Hampton, Harvey 1973 '74 '75 '76
Hampton, Robby 1999 '00
Hampton, William 1975 '76 '77 '78
Hanes, Bob 1965
Hanner, Dave 1949 '50 '51*
Hansard, Harry 1920 '21 '22
Hardin, T.H. 1915 '16 '17 '18
Hardwick, Richard 1954
Harmon, Neil 1927
Harnish, Roger 1969 '70
Harper, David
Harper, Harb 1912
Harper, LaSalle 1987 '88
Harper, Jeremiah 1997 '98 '99 '00
Harrell, Gary 1967
Harrell, Derrick 1995
Harrell, Jeremy 2003 '04 '05
Harrington, Leroy 1921 '22
Harris, Albert 1986 '87 '89 '90
Harris, Alex 1995, '96 '97
Harris, Corey G. 2000 '01
Harris, Elliott 2001 '02 '03 '04
Harris, Harold 1998 '99 '01
Harris, Jamel 1996 '97 '98 '99
Harris, Leotis 1974 '75 '76 '77*
Harris, Mike 1981 '82 '83
Harris, Muskie 1973 '74 '76 '77
Harris, Steven 2000 '01 '03 '04*
Harris, Tommy 1972 '73 '74 '75
Harris, Wayne 1958 '59 '60*
Harrison, Charles D. 1898 '99 '00
Harrison, Galloway C. 1911
Harrison, Marcus 2004 '05
Harrison, Ralph 1925 '26
Harrison, Wm. Ringold 1919
Harris, Al 1934
Harshaw, JuJu 1987 '88 '89
Hartsfield, Eddie 1973
Harvell, Gary 1967
Harvell, Don
Hatfield, Dick 1962 '63 '64*
Hatfield, Ken 1962 '63 '64*
Haun, Bobby 1982 '83
Hawkins, Wayman 1974 '75
Hay, Bruce 1976 '77 '78
Hayden, Kenneth 1940 '41
Hayden, W.W. 1894
Hayes, Bob 1957
Hayes, Orin 1928 '29 '30
Hayes, Phillip 1994 '95 '96
Hayes, Rockie 1982
Hayfron, Kweku 2001
Haynes, Bratton 1940 '41
Haynes, David 1980
Haynie, Bryce 1921 '22
Hebert, Dexter 1993 '95
Hedgpeath, Steve 1971 '72 '73*
Heim, Steve 1975 '76 '77
Henderson, Charles 1914
Henderson, Dematt 1899 '00
Henderson, Ed 1948
Henderson, Gerald 1956
Henderson, Mark 1997
Henderson, Paul 1958 '59 '60
Hendren, Mike 1967 '69
Henry, Cliff 1979 '80 '81
Henry, Mark 1988 '89 '90 '91*
Henry, Michael 1995 '96 '97
Henry, Nathan 2001
Henry, Tyrone 1994 '95
Henson, David 1987
Henson, Harold Elgin 1945 '47 '48
Heringer, Al 1995 '97 '98
Herman, Chuck 1977 '78 '79
Hermann, Troy 1957
Hickey, Howard 1938 '39 '40*
Hickey, P.J. 2004
Hicks, Anthony 1993 '94 '95 '96
Hicks, Jared 2002 '03 '04 '05
Higgins, Mike 1994
Hiiburn, Sam 1962
Hile, Kevin 1994
Hill, J.W. 1903
Hill, Madre 1994 '95 '98*
Hill, Tom 1984 '85
Hill, Wade 1991
Hillis, Peyton 2004 '05
Hines, Glen Ray 1963 '64 '65*
Hines, Glen Ray 1989 '90
Hinson, Dock Newton 1918
Hinton, L.E. Percy 1910 '11 '12*
Hirschfield, Hal 1973
Hix, Billy 1948 '49
Hixson, Guy 1907 '08 '09
Hobbs, Gary 1998
Hobbs, Wilburn D. 1898 '99
Hockersmith, Glen 1967 '68
Hockersmith, Steve 1969
Hodge, Jim 1970 '71 '72*
Hoehn, Steve 1965 '66 '67
Hoffman, John 1945 '46
Hogan, Brad 1993
Hogan, Floyd 1973 '74
Hogue, David 1969 '70 '71*
Hogue, Larry 1950 '51 '52



Junior linebacker Weston Dacus lettered for the second time last year and finished the season with 26 tackles, including seven against Alabama.





HISTORY LETTERMEN

Holderby, R.H. 1920
 Holland, Kenneth 1946 '47
 Hollander, Jim 1958 '59
 Hollingsworth, Mark 1971 '72
 Holloway, Derek 1980 '81 '82
 Holloway, Judson 2002
 Holly, Zeylon 1940
 Holmes, Brandon 2000 '01 '02 '03
 Holmes, O. Wendell 1928 '30 '31
 Holmes, Tony 1986 '87
 Holt, Jack 1935 '36 '37
 Holthoff, Corky
 Hooper, Tommy 1968
 Hopkins, Terry 1969 '70
 Hopper, Tom 1969 '70
 Hopson, E.E. 1906
 Horne, Greg 1983 '84 '85 '86
 Horner, John 1984
 Horsfall, Frank 1895 '96 '97
 Horton, Don 1955 '57 '58
 Horton, Harold 1960 '61*
 Horton, Tim 1986 '87 '88 '89*
 Houfek, Keith 1979 '80*
 House, Raymond 2000 '01 '02*
 Houston, Chris 2004 '05
 Houston, Rex 1930
 Howard, De'Arrius 2002 '03 '04 '05
 Howard, Dexter 1991 '92 '93
 Howard, Gerald 1998 '00 '01 '02
 Howard, Gary 1961 '62 '63
 Howard, Jim 1977 '78 '79*
 Howard, Shedrick 1989
 Howell, Jim Lee 1933 '34 '35
 Hubbell, Webb 1967 '68
 Huckleba, Jeb 2001 '02 '03 '04*
 Hudson, Bryan 1994
 Hudson, Steve 1988 '89 '90
 Huffman, Bo 1957
 Hughes, Howard 1947 '48
 Hughes, Max 1980
 Hunt, Jackie 1962 '63
 Hunter, Billy 1936
 Hunter, Chris 1986 '87 '88 '89
 Huntley, Bruce W. 1911 '12
 Huntley, P.C. 1908 '09 '10 '11
 Hust, A.S. 1898
 Hutton, Counts 1904 '05
 Hyatt, Robert F. 1906

John, Jim 1961 '62 '63
 Johnson, Carl 1991 '92 '94 '95
 Johnson, Charles 1943 '44
 Johnson, Cordale 1992 '94
 Johnson, Curtis 1988
 Johnson, David 1974
 Johnson, Derrick 1998 '99
 Johnson, James 2002
 Johnson, Jimmy 1962 '63 '64*
 Johnson, Joe 1985 '86 '87 '88
 Johnson, John 2003 '04 '05
 Johnson, Lee 1964 '65 '66
 Johnson, Lewis 1931 '32 '33*
 Johnson, Marius 1992 '93 '94 '95
 Johnson, Ray Lee 1990 '91
 Johnson, Robert 2004 '05
 Johnson, Robert 1935
 Johnson, Shedrick 2005
 Johnson, Virgil 1941 '42
 Johnson, Willie 1991 '92 '93 '94*
 Jones, Alvin 1965 '66 '67
 Jones, Ben 1942 '43*
 Jones, Carroll 1944
 Jones, Chadd 1997
 Jones, Charles 1982
 Jones, David P. 1941 '42
 Jones, Felix 2005
 Jones, Guy 1964 '65
 Jones, Harry 1964 '65 '66
 Jones, Herschel 1952
 Jones, Jamie 1971
 Jones, Jerry 1962 '63 '64*
 Jones, Jerry 1983 '84 '85
 Jones, J.J. 1996 '97 '98 '00
 Jones, Matt 2001 '02 '03 '04*
 Jones, Meredith 1941 '42
 Jones, Nathan 1981 '82 '83 '84
 Jones, Ricky 1982
 Jones, Ronnie 1969 '70 '71*
 Jones, Steve 1971
 Jones, Steve 1984 '85 '86 '87
 Jones, Todd 1987 '88
 Jones, Tom 1979 '80 '81 '82
 Jones, Tommy 1991
 Jordan, Clark 1932 '33 '34
 Jordan, George 1932 '33
 Jordan, George 1958
 Jordan, Ivan 1972 '73 '74 '75
 Jordan, Jim 1968
 Jordan, Mike 1964 '65 '66
 Jurecka, Mike 1975
 Jurney, Bill 1950 '51

Kaiser, Earl 1952
 Karr, Elwin 1931
 Kauffman, Charlie
 Keen, Allen 1935 '36
 Keith, Lee 1991
 Kelly, M. LeRoy 1929 '30 '31
 Kelly, Owen 1989 '90 '91 '92*
 Kelly, Randy 2004 '05
 Kelson, Mike 1969 '70 '71*
 Kempf, Kevin 1992
 Kennedy, Bill 1970 '71
 Kennedy, Brandon 2002 '03 '04 '05*
 Kennedy, Kenoy 1996 '97 '98 '99*
 Kennedy, Kerry 1990 '91 '92
 Kenney, James S. 1913 '14
 Kent, Delancey 1996 '97 '98 '99
 Kerby, Kent 1927 '28
 Kersey, Rick 1968 '69 '70
 Kessinger, Jim 1984 '86 '87
 Kestner, Troy 1991 '92
 Ketcher, William 1966 '67
 Keyes, Morgan 1997
 Keyser, Dick 1953
 Kidd, Carl 1993 '94
 Kidd, Keith 1981 '82 '83
 Kilbourn, Rex 1921 '22
 Kilgore, Larry 1970 '71
 King, Bobby 1982 '83
 King, Cyrus 1924
 King, Lee 1972 '73 '74
 King, Les 1977
 King, Steve 1972
 Kingsby, Jim 1982
 Kinnebrew, Chris 1992 '93 '94
 Kinyo, John 1989
 Kirby, Chris 1990 '91

Kirek, Paul 1979
 Kirkland, Mike 1972 '73 '74 '75
 Knapp, Trent 1992 '93 '94
 Kobel, Raleigh 1894
 Kobza, Marty 1982
 Koch, Greg 1973 '74 '75 '76
 Kolb, Jim 1954
 Kolenda, Greg 1976 '77 '78 '79
 Korte, Steve 1981 '82
 Kyle, Winton 1929 '30
 Kyser, Billy 1957 '58 '59

Lackey, Greg 1968
 Lacy, Bo 2001 '02 '03*
 LaFargue, Richard 1973 '74 '75
 LaForge, Ralph 1932 '33 '34
 Lahay, Bruce 1978 '79 '81
 Lairmore, Chad
 Lairmore, F.G. 1938
 Lake, Howard 1933 '34
 Lalman, Ed 1936 '37
 Lamb, Jerry 1962 '63 '64*
 Lambert, Eugene 1927 '28
 Lambright, Frank 1944 '47 '48
 Lancaster, Sacha 1998 '99 '00 '01
 Lancelot, John 1957
 Lane, Calvin 1944 '45
 Langston, James
 Langston, Tim 1960 '61 '62
 Lashley, David 1951 '52 '53
 Lasker, Greg 1982 '83 '84 '85*
 Latourette, Todd 1995 '96 '97 '98
 Lawhorn, Jay 1940 '41 '42
 Ledbetter, Homer 1929 '30 '31
 Lee, Mark 1981 '82 '83 '84*
 Lemond, Martin 1976
 Lenz, Bill 1985
 Letsinger, Leslie 1958 '59 '60
 Leverett, Charles D. 1906
 Leverett, G.V. 1914
 Levine, M.H.
 Lewis, Garrett 2003
 Lewis, Mark 1974 '75 '77
 Lewis, Robert 1969
 Lindsey, Jim 1963 '64 '65*
 Lindsey, Lyndy 1988 '89 '90 '91
 Lindsey, Marvin 1943
 Lindsey, Wright 1894*
 Linebarrier, Bob 1951 '52
 Linebarrier, Chester 1949
 Lineberger, Jerry 1960 '61 '62
 Lineberger, Phil 1966
 Lisko, Frankie 1983 '84
 Little, Emmett 1900 '01
 Little, Steve 1974 '75 '76 '77*
 Lively, Bill 1971
 Lively, Charles 1942 '46 '47
 Lloyd, Odis 1985 '86 '87 '88*
 Lockhart, Tony 1998
 Locke, Birt 1977 '78 '79
 Logan, Cedric 2005
 Loggains, Dowell 2001 '02 '03 '04
 Logsdon, Robert 1950
 Logue, Donald 1949 '50
 London, Jack 1963
 Long, Francis 1952
 Long, Gordon 1944 '46 '47 '48
 Long, Jim 1972
 Long, Scott 1989 '90 '91 '92
 Looney, Stacy 1947 '49
 Loudermilk, Hubert 1996 '97 '98 '99
 Loudemilk, J.W. 1952
 Love, Jamar 2005
 Lowe, Glen 1970 '71 '72
 Lubker, Herman 1942 '46
 Lucas, Anthony 1995 '97 '98 '99*
 Lucky, Art 1975
 Lueders, Jamie 1984 '85
 Luigs, Jonathan 2005
 Lunday, Kenneth 1935 '36
 Lunney, Barry 1992 '93 '94 '95*
 Lunney, John 1946 '47 '48 '49
 Luplow, Billy 1958 '59*
 Luplow, Rollie 1955 '56 '57
 Lusby, Vaughn 1974 '76 '77 '78
 Luther, Mark 2001
 Lyons, Bill 1954 '55
 Lyons, Floyd 1937 '38 '39

M

Mabry, Jim 1986 '87 '88 '89
 Mabry, Tom 1969 '70 '71
 Mahan, Benji 1998
 Mallet, James 1991
 Malone, Michael 2002
 Malone, Oscar 1992 '93 '94 '96
 Manor, Brison 1973 '74
 Marlow, Ronnie 1989
 Maroney, Mickey 1965 '66
 Marshall, Fred 1962 '63 '64
 Marshall, Herbert 1951 '52
 Marshall, Steven 1988
 Marshall, Wayne 1942
 Martin, Drew 1936 '37
 Martin, E. G. 1897 '98*
 Martin, Finis 1932
 Martin, Herbert Ray 1959
 Martin, Kenneth
 Martin, Lee 1912
 Martin, Neal 1938
 Martin, Neil 1954 '55 '56*
 Martin, Patrick 1975 '76 '77
 Martin, Robert 1934 '35 '36
 Martin, Wayne 1985 '86 '87 '88
 Mason, Darryl 1978 '79 '80 '81*
 Mason, Ty 1988 '89 '90 '91
 Massa, Kenn 1986
 Massey, Mike 1976 '77 '78 '79
 Massey, Shane 1986
 Matheny, Ronald 1979 '80 '81
 Matthews, Walter 1954 '55
 Matthews, Wilson 1942
 Mauldin, Travis 1965 '66
 Maxwell, Bruce 1966 '68 '69*
 May, Bill 1958
 May, Pat 1967 '68
 May, Russell 1910 '11 '12 '13*
 Mays, Dudley 1937 '38 '39
 Mazza, Carl 1952
 Mazzanti, Francis 1955
 Mazzanti, Geno 1948 '49
 Mazzanti, Jerry 1960 '61 '62
 Mazzanti, Paul 1958
 McAfee, Hal 1973 '74 '75*
 McAndrews, Joe A. 1898 '00
 McBride, Jared 2000
 McCall, J.K. 1899
 McClard, Bill 1969 '70 '71
 McCollough, William 1922
 McConkey, Homer 1921
 McCoy, James 1987 '88 '89
 McDaniel, Arthur J. 1894 '95 '96
 McDonald, Gary 1957
 McDoniel, Estes 1939 '40
 McDougle, Carlus 1997 '98
 McElvogue, Don 1966 '67

McEntire, Rusty 2003
 McFadden, Darren 2005
 McFadden, Gerald 1954 '55
 McFarland, Terry 1970
 McGaha, Melvin 1944 '46 '47*
 McGaughey, Chris 1990
 McGee, David 1983 '84 '85
 McGill, J. Tate 1916 '19 '20*
 McGill, Leighton 1925 '26
 McGowan, James 1983
 McHan, Lamar 1951 '52 '53
 McIntosh, Ellis 1943
 McKinney, Chuck 1974
 McKinney, George 1959 '60 '61*
 McKnelly, Tom 1962 '63 '64*
 McLain, C.J. 1995 '96 '98
 McLeod, George E. 1957
 McMurray, Gerald 1981
 McNair, Bill 1942
 McNatt, Drew
 McNulty, Gordon 1968 '69
 McQuay, Ken 1987 '88 '89
 Meacham, Allen 1988 '89
 Meadors, J.J. 1992 '93 '94 '95
 Meadors, Johnnie 1974 '75 '76
 Measel, John 1933 '34
 Melton, Josh 1999 '00 '01 '02
 Meyer, Percy B. 1899
 Meyers, J.C. 1902 '03
 Michael, Billy 1956 '57 '58*
 Michael, Edward 1945
 Milam, Charles 1943 '48 '49 '50
 Miles, Wayne 1972
 Milford, C.C. 1904 '05 '06 '07* '08 '09
 Miller, Caleb 2000 '01 '02 '03*
 Miller, Carl 1982 '83 '84 '85
 Miller, Chris 1995
 Miller, Mark 1973 '74 '75
 Miller, Nick 1983 '84 '85*
 Miller, Richard 1927 '28 '29
 Miller, Richey 1985 '86 '87 '88
 Miller, Scott 1990
 Mills, E.F. 1913
 Minor, James 1946 '47*
 Miro, Greg 1985
 Mistler, Mark 1981 '82 '83*
 Mitchell, Marty 1977 '78 '79
 Mitchell, Bruce 1973 '74 '76
 Mitchell, Ernest 2005
 Mitchell, James 1895 '96
 Mitchell, Monroe 1983
 Mitchell, Verl 1992 '93 '94 '95
 Mobra, Frank 1949
 Mohammed, Alfred 1978 '79 '81 '82
 Mohr, Mike 1984
 Monday, James 1984
 Money, Shannon 1998 '99 '00 '01
 Monk, Marcus 2004 '05

2006



RAZORBACK FOOTBALL



Jim Lindsey, making a reception in the 1965 Cotton Bowl victory over Nebraska, which earned the Hogs the 1964 national title, was a team captain in '65.



HISTORY LETTERMEN

Monroe, James 1956 '58 '59*
 Montgomery, Bill 1968 '69 '70
 Montgomery, Lloyd 1936 '37
 Moody, Billy Joe 1960 '61 '62
 Mook, Ed 1994
 Moon, Phillip 1978 '79 '80
 Moore, Billy 1960 '61 '62*
 Moore, Clarke 2002 '03 '04 '05
 Moore, Charlie 1960 '61
 Moore, Derek 2004
 Moore, George J. 1905
 Moore, H. Dade 1894
 Moore, Henry 1953 '54 '55*
 Moore, James L. 1895
 Moore, Jerry 1961
 Moore, Jerry 1968 '69 '70
 Moore, Jess 1903 '04*
 Moore, Joe Faye 1927 '28 '29
 Moore, Tommy 1961 '62 '63
 Mooty, Jerry 1965
 Mooty, Jim 1957 '58 '59
 Moran, Jack 1965 '66
 Moran, George 1952
 Morgan, Claud 1923
 Morgan, Tyler 2004 '05
 Morreale, Rossi 1997 '98 '99
 Morris, Jack 1970
 Morris, James 1985 '87 '88
 Morris, Teddy 1978 '79 '80 '81*
 Morrison, Matt 1972 '73 '74
 Morrison, Pat 1968 '69 '70
 Morrow, David G.
 Morrow, Ric 1975 '76
 Mortensen, Alex 2005
 Morton, Dickey 1971 '72 '73*
 Morton, Lock 1923
 Mosely, Frank 1937 '38
 Moseley, John 1972
 Mosley, Bo 2000 '01 '02 '03
 Mosley, Eddie 1995 '96
 Mosier, Cody 1988 '91
 Moss, Jacob 2003
 Moss, Ontraia 1996 '97 '98 '99
 Muldrew, Correy 2000 '01
 Mullins, Jim 1967 '68 '69
 Mullins, T.C. 1904 '05
 Mulrenin, Cass 1917
 Munson, Mike 1985
 Murphy, Tom 1931 '32 '33
 Murphy, Wes 2002 '03 '05
 Murrey, Joe H. 1913
 Murrey, J.T. 1914

N

Nagy, Tony 1992 '94
 Nalley, Chuck 1999 '00 '01 '02*

Nalley, Louis 1966 '67 '68
 Nations, Leslie 1931 '32
 Neal, Aubrey 1938 '40 '41
 Nealon, Richard 1950
 Neely, Walter 1931
 Nelson, Saint 1996
 Nelson, Walter 1971 '72
 Nelson, Willis J. 1907 '08* '09
 Nero, Norman 1995 '96 '97 '98
 Nesbit, Robert 1950
 Nesbit, Gerald 1955 '56 '57*
 Newby, Jack 1933 '34
 Nicholas, Rhody 1943
 Nichols, Bobby 1969 '70 '71*
 Nichols, Cory 1995 '96 '97
 Nichols, Q.B. 1912
 Nix, Edsel 1951 '52 '53
 Nix, John 1957
 Nix, Robert 1964 '65*
 Norman, Nathan 1996 '97 '98 '99
 Norman, W.S. 1894
 Northern, Buddy
 Norton, Delbert A. 1905
 Norwood, Gordon 1967 '68
 Norwood, Ray 1910
 Nunnerly, Mike 1992 '93 '94 '95
 Nutt, Danny 1984
 Nutt, Houston 1976 '77

O

O'Brien, Kelvin 1973 '74
 O'Donohoe, Brennan 2000 '01 '02 '03
 O'Neal, Wesley 2001 '02
 Okoli, Ramon 1993
 Olajubutu, Sam 2003 '04 '05
 Oliver, Chris 1990 '91 '92 '93
 Ollison, Tony 1987 '88 '89 '90
 Olney, Lee S. 1903 '04 '05
 Ordenez, Ish 1978 '79 '80
 Orrick, C.E. 1907 '08 '09
 Osborne, Pervis 2000 '02
 Ousley, Carlos 2002 '03
 Overby, Rogers 1955 '56
 Owen, B.A. 1936 '37
 Owenby, Tatum 2000 '01
 Owens, Kerry 1985 '86 '87 '88*
 Owens, Lewis F. 1896 '97 '98
 Owens, W.B. 1938

P

Painter, Zac 1995 '96 '97 '98
 Paldino, Paul 1941 '42
 Palmer, Courtney 1990
 Palmer, L.L. 1905 '06
 Papageorge, George 1948 '49

Parchman, O.D. 1913 '14
 Parker, Curtis 1924 '25
 Parker, Dudley 1975
 Parker, Guy 1968 '69 '70
 Parker, J.H. 1895
 Parker, Mike 1962 '63*
 Parker, Sam 1938 '39
 Parker, Shelton 2000 '01 '02
 Parker, Stephen 2004 '05
 Parks, Eric 1998
 Parks, Limbo 1985 '86
 Parks, Ray 1976
 Parmer, Mike 1973 '75
 Parrish, Norm 1977
 Parson, Gary 1968 '69
 Payne, Kyle 2005
 Peacock, Max 1967 '68
 Pearce, Howard 1940
 Pearce, LeRoy 1954
 Pearson, Bobby 1955
 Pearson, Radale 2000
 Peebles, Titus 2003 '04
 Peevy, Dean 1990 '92 '93 '94
 Pennington, Don 1948
 Pense, Leon 1943 '44
 Pensell, Larkus 1958
 Perdue, Gordon 1917
 Perdue, Monroe 1919
 Perry, Caleb 2000 '02 '03
 Perry, Gene 2003 '04
 Perry, James 1993
 Perry, Pat 1952
 Perry, Stuart 1955 '56 '57
 Perryman, S.S. 1898
 Peters, Jason 2001 '02 '03
 Peters, Jim 2000 '01
 Peters, Raymond 1947 '48
 Peterson, Skye 2004
 Petray, Allen 1973 '74 '75
 Petrus, Mitch 2005
 Petty, Jermaine 1999 '00 '01
 Phillip, H.E. 1906 '07 '09 '10 '11
 Phillips, Chief 1912
 Phillips, Danny 1977 '78 '79 '80
 Phillips, Harold Jiggs 1950
 Phillips, Loyd 1964 '65 '66
 Phillips, Mackenzie 1988 '89 '91
 Phillips, M.R. Stanley 1907 '08 '09*
 Phillips, Terry Don 1966 '68 '69
 Phillips, William H. 1930 '31 '32
 Pickens, Billy 1951 '52 '53
 Pickett, Daryal 1980 '81
 Pickett, Ivan 1991 '92
 Pierce, Bill 1980
 Pierce, Mark 2001 '02 '03
 Pinkston, Greg 1955 '56 '57
 Pipkin, Joyce 1946* '47
 Pitner, Matt 1989 '90
 Pitts, R.C. 1941
 Plafcan, Cole 1994
 Plunk, Jim 1997
 Poff, A.A. 1912
 Polk, Tommy 1961 '62
 Pollard, J.W. 1895 '96
 Poole, Dedrick 2002 '04 '05
 Poole, H.L. Ike 1933 '34 '35
 Potts, Thomas O. 1896
 Powell, Cliff 1967 '68 '69*
 Powell, William 1969
 Poydras, Marcellus 1999 '00 '01 '02
 Prescott, Mark 1980
 Pressley, Chase 2003 '05
 Preston, Doyle 1992 '93
 Price, Jim 1963 '64
 Price, John 1982
 Price, Kerwin 1988 '89 '90 '91
 Price, Donny 1973
 Pritchard, Ross 1946 '47 '48 '50
 Procter, Bobby 1953 '54*
 Proud, Bryan
 Pruitt, Grant 1998
 Pruett, John R. 1905
 Pryor, Jerry 1992
 Pryor, R. Dean 1950 '51 '52*
 Ptak, James V. 1919
 Pullen, James 1964
 Putman, L.E. 1896

R

Raether, Pete 1990 '91 '92
 Ragland, H.S. 1901 '02 '03*
 Rainwater, Elmer 1922 '23
 Ramey, Paul 1967
 Ramsey, Charles 1953
 Ramsey, Louis 1940 '41
 Randolph, Billy R. 1943
 Rankin, Roxie 1943
 Ratcliff, E.M. 1912 '13
 Rawlings, Ralph 1936 '37
 Ray, Alvin 1998 '00
 Ray, Herman 1934
 Reavis, David 1970 '71 '72
 Reber, Kent 1981 '82 '83
 Reed, Don 1956
 Reed, Jim Ed 1997 '99 '00
 Reed, J.L. 1912
 Reed, R.G. 1912
 Reed, Robert 1994
 Reed, Scott 1983
 Reed, Tom 1970 '71 '72*
 John Aaron Rees 2005
 Rees, John 1968 '69 '70
 Reginelli, Phillip 1951 '53
 Reichardt, Chris 1914 '15 '16*
 Reichert, James 1947 '48
 Reid, Jim 1956
 Reinig, Mike 1976
 Reith, Jerry 2002 '03
 Renfro, Elza 1923
 Repond, Mike 1970 '71 '72
 Reuter, Buddy 1958 '59
 Revard, Ron 1971 '72
 Reynolds, Bobby 1962
 Rhiddlehoover, Jon 1972 '73 '74
 Rhodes, Danny 1971 '72 '73*
 Rhyne, Jake O. 1912
 Richard, Don 1947
 Richard, Jack S. 1948 '50
 Richardson, Ernie 1965
 Richardson, Jon 1970 '71 '72
 Richardson, Lawrence 2001 '02 '03
 Richardson, Matteredal 2004 '05
 Richardson, Richard 1979 '80 '81 '82*
 Reiderer, Don 1948 '49 '50
 Riley, Ozzie 1977 '78 '79
 Rinehart, Jim 1949 '50 '51
 Ritschel, Don 1956 '57 '58
 Rivers, Scott 1994 '95 '96*
 Robbins, Jack 1935 '36 '37*
 Roberts, Odus 1937
 Roberts, Theron 1946 '47 '49
 Roberts, Wayland 1953 '54 '55
 Robinson, Antwain 2005
 Robinson, Gary 1964*
 Robinson, Jack 1929 '30 '31
 Robinson, Lerinezo 2002 '03 '04 '05
 Robinson, Michael 2003 '04
 Roebuck, Gene 1958
 Rogers, Darren 2002 '03 '04
 Rogers, Tommy H. 1894 '95
 Rogers, William Buddy 1948 '49 '50
 Rogers, Yandell 1922 '23 '24*
 Rolen, Chad 1987 '88 '89 '90*
 Roper, Bobby 1964 '65*
 Roper, Gary 1974
 Roper, Kyle 2002 '03 '04 '05*
 Rose, Glen 1925 '26 '27
 Ross, J.R. 1976 '77
 Roth, Jim 1952 '53 '54*
 Rowland, James 1985 '87 '88 '89
 Rowland, Eckel 1949
 Rownd, Ed 1971 '72 '73
 Rucker, Choice 1933 '34 '35*
 Rucker, Jeff 1924 '25
 Rucker, Paul 1932 '34
 Ruckers, Madison 1942
 Rudasill, Bill 1983
 Rudd, James T. 1912 '13 '14* '15*
 Ruggles, William A. 1900 '01 '02
 Ruple, Ernest 1965 '66 '67*
 Rusher, Gus 1969 '70 '71
 Rushing, Gerald 1920 '21 '22
 Rushing, Jack 1948 '49 '50
 Russell, Derek 1987 '88 '89 '90
 Russell, Randy 1989
 Rutherford, R.P. 1895 '96
 Rutledge, John 2000
 Rystrom, Tom 1976

S

Sadler, Dennis 1972
 Sadler, Nelson 1927
 Sadler, Wm. P. 1914 '15
 Sagley, Floyd 1951 '52 '53
 Sain, Tommy 1964 '65
 Saint, Mike 1970 '71 '72
 Saint Pierre, Bob 1952
 Sales, Roland 1977 '78 '79*
 Saliba, Eddie 1937
 Salley, Bryan 1979
 Sallings, Max 1941 '42
 Sampson, Howard 1974 '75 '76 '77*
 Sanders, C.F. 1895
 Sanders, Carrel 1917
 Sanders, Curtis 1998 '99
 Sanders, David 1994 '95 '96 '97
 Sanders, Percy 1935 '36
 Sandlin, Kenny 1998 '99 '00 '01*
 Savage, Jeff 1992
 Saxton, Jerry 1977 '78
 Scanlon, Kevin 1978 '79
 Scalet, Joe 1938
 Scarbrough, David 1941 '42
 Schalchin, George 1912
 Schaufele, Louis 1948 '49 '50
 Schaufele, Mike 1967
 Scheel, Doug 1971 '73
 Schell, David 1984 '85 '86 '87
 Schmidt, Harold 1940
 Schoolcraft, Jim 1982 '83
 Schoonover, Wear 1927 '28 '29
 Schumchyk, Frank 1944
 Schumchyk, Mike 1944 '45 '48
 Scott, Brad 1924 '25* '26
 Scott, Carl L.
 Scott, Clyde 1946 '47 '48*
 Scott, Earl 1992 '93 '94 '95
 Scott, John T. 1900
 Scott, Justin 2001 '02 '03*
 Scott, Mike 1976 '77 '78
 Scott, Tracy 1949
 Seamster, Savoy 1935
 Seawell, A.C. 1895
 Seawell, W.L. 1895
 Secrest, Earl 1930 '31*
 Secret, Jack 1929
 Sellers, Jimmy D. 1957
 Shaddox, John 1946 '49
 Shakelford, J.M. 1916
 Shantz, Bobby 1980 '81 '82
 Shantz, Joe 1978 '79 '80
 Shavers, Marcus 2005
 Shaw, Calvin 1980 '81 '82 '83
 Shaw, Homer 1926
 Shaw, Thurman 1979 '80 '81
 Shelby, Shannon 1993 '95
 Shepherd, Mike 1986 '87 '88 '89*
 Sheridan, Mark 1932 '33 '34
 Shibeast, James 1983 '84 '85 '86*
 Shimer, Ted 1987 '88 '89 '90
 Shockey, Brett 1999 '00
 Shofner, Jim 1945
 Shoup, Brad 1976 '77 '78
 Showers, Carlos 1993 '94 '95 '96
 Shumaker, Rick 1976 '77 '78
 Sickle, Clifford 1936*
 Sidney, Shannon 1994 '95 '96 '97
 Sigman, Mike 1966 '67 '68
 Silliman, W.E. 1911
 Simington, Milton 1938 '39 '40
 Simpson, Jim 1986 '87 '88
 Simpson, Travis 1948 '49 '50
 Sims, Buddy 1964
 Sims, Chuck 1972 '73
 Sims, Desmond 2003 '04 '05
 Singer, Saul 1938 '39
 Sisson, Walter 1941
 Skillern, James 1915
 Skinner, Gerald 1973 '74 '75 '76
 Skinner, Jacob 2003 '04 '05
 Skinner, Jerol 1991
 Slaughter, Justin 2004
 Slay, T.C. 1997 '00
 Sloan, Chester C. 1898 '99*
 Sloan, Dwight 1936 '37
 Smart, David 1985 '86
 Smith, Arlis 1917 '20 '21
 Smith, Billy Ray Sr. 1954 '56
 Smith, Billy Ray Jr. 1979 '80 '81 '82*



Sophomore defensive end Antwain Robinson did not play until the ninth game last year, but recorded three tackles for loss in his three contests.





HISTORY LETTERMEN

Smith, Calvin 1945
 Smith, Carl C. 1899
 Smith, Clarence 1920 '21 '22*
 Smith, Cornelius 1976 '77
 Smith, Darrell 1999
 Smith, Demetrius 1990 '91 '93 '94
 Smith, Dewitt 1967 '68 '69
 Smith, Elmer 1949
 Smith, Emanuel 1996 '97 '98 '99
 Smith, Fred 1924
 Smith, Gerald 1986 '87
 Smith, Howard
 Smith, James H. 1949 '50 '51
 Smith, James R. 1945
 Smith, Jarrette D. 1948 '49
 Smith, L.P. 1916 '17 '18 '19
 Smith, Mark 1986
 Smith, Mark 1993 '94 '95 '96*
 Smith, Martin 1982
 Smith, Minor 1924 '25 '26
 Smith, Richard 2000 '01 '02 '03
 Smith, Robin
 Smith, Rollen 1973 '74*
 Smith, Ronnie Mac 1962 '63 '64*
 Smith, Tim 1987
 Smith, Trey 1982
 Smith, Wm. Joseph 1951
 Smith, Zack 1938
 Smithey, Claud 1964 '65 '66
 Snider, Zach 2005
 Snowden, Michael 1996 '97 '98 '00
 Soli, Junior 1992 '93 '94 '95
 Sorahan, Ryan 2001 '02 '03
 Souter, Ted 1954 '55 '56*
 South, Ronny 1965 '67
 Southerland, William 1938
 Spain, Harold 1951 '52 '53
 Spangler, Shannon 1989
 Spann, Dwayne 1988
 Sparks, Claude 1908 '09
 Sparks, Stan 1962 '63
 Spencer, Edward 1954
 Spencer, Terry 1990 '91 '92
 Sperring, James 1951 '52
 Spillers, Ray 1934 '35 '36
 Spivey, Bill 1933 '34
 Spriggs, David 1974
 Stallings, Randall 1936 '37 '38
 Stancil, William 1948 '49
 Stankovitch, Bob 1968 '69
 Stanley, Tom E. 1902 '03 '05
 Stansberry, E.E. 1914 '15 '16
 Stavely, Mark 2002
 Steelman, Harold 1954 '55
 Steger, Curtis 1984
 Stendel, Marvin 1950
 Stevenson, James E. 1916
 Stewart, George 1978 '79 '80*
 Stewart, Randy 1963 '64 '65*
 Stewart, Terry 1967 '68 '69
 Stewart, Wayne 1986 '87 '88
 Stiggers, Gary 1977 '78 '79 '80
 Stinson, Rod 1997 '98 '99 '00
 Stitten, John 1984 '85 '86 '87
 Stockdell, Cary 1968 '69
 Stockton, Harold 1948 '50
 Stoerner, Clint 1996 '97 '98 '99*
 Stolt, Alan
 Stone, Donnie 1956 '57 '58
 Storey, Shane 1987
 Stout, Robert 1937 '38 '39
 Stout, Louis 1930 '31 '32
 Stover, Donald 1912
 Strain, Ray 1972
 Straschinske, Ray 1990 '91 '92 '93
 Street, Russell 1999
 Strickland, J.S. 1897
 Stringer, Tom 1951
 Struebing, Don 1993
 Sullivan, Jerry 1977 '78
 Summerall, Pat 1949 '50 '51*
 Summers, Scott 2002
 Sutherland, Bruce 1978 '81
 Sutton, John 1975
 Sutton, John 1940 '41
 Sutton, Wm. Buddy 1950 '51 '52*
 Swanson, Bill 1983
 Swartz, Anthony 1994 '95
 Swartz, Matt 2000
 Switzer, Barry 1957 '58 '59*
 Switzer, Greg 1988 '89 '90 '91

T
 Tackett, Buddy 1962 '63
 Tallent, Major 1948
 Talley, Fred 2000 '01 '02*
 Tanner, Terry 1980
 Tatum, Terry 1982 '83 '84 '85
 Taylor, Brad 1981 '82 '83 '84
 Taylor, Jim 1971 '72
 Taylor, John 1975 '76
 Tegethoff, Carl 1981 '82
 Temple, Charlie 1949
 Templeton, Mason 2004 '05
 Thielemann, R.C. 1973 '74 '75 '76
 Thomas, Barry 1982 '83
 Thomas, Bill 1943
 Thomas, Brad 1973 '74 '75
 Thomas, Billy Ray 1944 '46 '47 '48
 Thomas, Champ 1967
 Thomas, Curtis 1991 '93 '94
 Thomas, Derrick 1983 '84 '85 '86*
 Thomas, Floyd 1947
 Thomas, Greg 1984 '85 '86 '87*
 Thomas, Mick 1989 '90 '91
 Thomas, Travis 1922 '23 '24
 Thomas, Will 1901
 Thomason, George 1950 '51 '52
 Thomason, Joe 1953 '54 '55
 Thompson, David 2004 '05
 Thompson, Derrick 1992
 Thompson, Lance 2005
 Thompson, Skip 1987 '88
 Thorpe, Wilfred 1937 '38 '39
 Thornton, DuVall 1947 '48 '49
 Tibbitts, Joe 1941 '42
 Tidwell, Chris 1995
 Tolbert, James 1979 '80 '81
 Toole, Drew 1971 '72
 Toussaint, James 2002
 Towler, George F. 1898
 Townsend, Curtis 1975 '76
 Trail, Ray 1960 '61 '62*
 Trail, Richard 1964 '65 '66
 Trainor, Kendall 1985 '86 '87 '88
 Trantham, Tommy 1965 '66 '67
 Tranum, Billy 1957 '58 '59
 Travis, Tony 1992
 Tribble, Russ 1973 '75
 Triesch, Conrad 1914
 Troillett, Ralph 1952 '53*
 Troxell, Billy F. 1948
 Troxell, Jack 1951 '52
 Trusty, Reggie 1988 '89
 Trusty, Ronnie 1980 '81
 Tubbs, Zac 2002 '03 '04
 Tunnah, B. 1910
 Turner, A.S. 1911 '13 '14
 Turner, John 1970
 Turner, Keith 2000 '02
 Turner, Terry 1970


U
 Ugoh, Tony 2003 '04 '05
 Underwood, Ronnie 1954 '55 '56
 Upchurch, Andy 1983 '84 '85*
 Uptmoor, Bernard 1928 '29 '30

V
 Van Dover, Jimmy 1956 '58
 Van Dyke, Sammy 1984 '85 '86 '87
 Van Es, Wendell
 Van Poucke, M.L.
 Van Sickle, Clifford 1934 '35 '36*
 Van Sickle, Clyde 1927 '28 '29
 Vanderverter, James 1899
 Vanvalkenburgh, Horace 1904 '05
 Vanvalkenburgh, Wm. M. 1906
 Vaughn, Vickiel 2002 '03 '04 '05*
 Vavra, Brian 2005
 Vernon, Thomas Jerry 1951
 Vestal, Steve 1970
 Vickers, Rick 1970
 Villarreal, Ernie 1984 '86
 Vincenheller, Ashton 1897 '98 '99 '00*
 Vinnett, Darius 2004
 Volentine, Paul 1913

W
 Wade, Vernon 1992 '93 '94
 Wait, Matt 1994 '95 '96 '97
 Walker, George 1954 '55 '57*
 Walker, George Rea 1962 '63*
 Walker, Jimmy 1975 '76 '77 '78*
 Walls, Gavin 2001 '02*
 Walls, Stephen 1990 '91 '92
 Walston, Dave 1962 '63
 Walters, Danny 1980 '81 '82
 Walters, Steve 1969 '70
 Ward, Bill 1950
 Warren, Billy 1983 '84
 Warren, Chris 1975 '76
 Warren, Corey 2000
 Warren, Earl 1953
 Warren, Robert 1952 '53
 Washburn, Jeremiah 1997 '98 '99
 Washington, Cedric 2003 '04 '05
 Washington, Charles 1983 '84 '85 '86*
 Washington, Dallas 2004
 Watkins, James 1906
 Watkins, Larry 1964 '65 '67*
 Watkins, Wayne 1952
 Watkins, William 1973
 Watson, Alan 1973 '74
 Watson, John R. 1903
 Watters, Orlando 1991 '92 '93
 Weatherford, Zach 1994
 Weatherston, Jr., Carl 1944
 Webb, Charles W. 1902
 Webster, Tim 1968 '69 '70
 Weems, Orson 1981 '82 '83
 Welch, Charles 1923
 Welch, Jerry 1962 '63 '64*
 Wells, Ira 1983 '84
 Wells, John A. 1948
 Wesley, Donte 1998
 Wessinger, Randy 1978 '79 '80
 West, A.L. 1898
 Westerman, Bruce 1990
 Westphal, Benny 1973 '75
 Wewetzer, Jeff 1988 '89
 Wheat, John 1971 '72
 Wheeler, Earl 1943 '44 '45* '46
 Whisenhunt, Jim 1966
 White, Barnabas 1974 '76 '77
 White, Bob 1966 '67 '68
 White, Bryan 1984 '85 '86 '87
 White, Dale 1975 '76 '77 '78
 White, Eddie 1981 '82 '84
 White, Larry 1975 '76
 White, La'Zerius 1999 '00 '01*
 White, Marsh 1972 '73
 White, Nathaniel 1982 '84 '85 '86
 White, Steed 1946 '47
 Whitfield, Billy 1957
 Whitmore, Marcus 2003 '04*
 Whittaker, Leon 1947
 Whitted, Erik 1984 '85 '86 '87
 Whitworth, Charles 1955 '56 '57
 Wilber, Rusty 1976 '77
 Wilcoxon, Robert 1982 '83 '84
 Wiley, Brian 2000
 Wilkins, Charles 1925
 Williams, Bobbie 1996 '97 '98 '99
 Williams, Bobby 1960
 Williams, Calvin 1984 '85
 Williams, Dale 1984 '85
 Williams, Darrell 1959 '60 '61
 Williams, Desmond 2005
 Williams, Eddie "Boo" 1999 '00
 Williams, Fred 1949 '50 '51
 Williams, Gary 1978
 Williams, Jarrell 1959 '60
 Williams, Jim 1963 '64 '65*
 Williams, Jimmy 1988 '89
 Williams, John 1920
 Williams, Les 1970 '71 '72
 Williams, Michael 1996 '97 '98 '99
 Williams, Patrick 1987 '88 '89
 Williams, Paul X. 1928
 Williams, Ray E. 1920 '21 '22
 Williams, Rickey 1984 '85 '86 '87*
 Williams, Stanley 1977 '78
 Williams, Tom 1923
 Williams, John 1989
 Wilson, Bill 1957
 Wilson, Clint 1983
 Wilson, George 2001 '02 '03*

Wilson, Harry 1997 '98
 Wilson, Jeremy 1996
 Wilson, Joe Bill 1954
 Wilson, Richard 1980
 Wilson, William 1915 '16 '17
 Wilson, William O. 1902 '03
 Wingfield, Greg 1985
 Winkleman, Ben 1917 '18 '19 '20 '21*
 Winkleman, Charles 1924
 Winston, Billy 1986 '87 '88 '89
 Winston, Dennis 1973 '74 '75 '76
 Winston, Marc 2005
 Winston, Rodney 1988 '89 '90
 Winters, Alva 1926 '27 '28*
 Wise, Floyd 1928
 Wishon, Waylon 1992 '93 '94
 Withers, Art 1937
 Witty, Eldo 1924
 Wood, Charles Fox 1900 '01 '02
 Wood, Clark 1900 '01 '02
 Wood, John Shirley 1904 '05 '06*
 Wood, Stanley 1922
 Woodbury, Derrick 1992
 Woodell, Lloyd 1936 '37 '38*
 Woodlee, Eddie 1964 '65 '66
 Woodman, Lloyd 1954
 Woods, Gary 1979
 Woods, Kevin 2004 '05
 Woods, Wayne 1956
 Woolfolk, Kirk 1977 '78 '80
 Worrell, Darren 1986 '87 '89
 Worthington, Jim 1961 '62
 Wren, Hudson 1927 '28
 Wren, Ronnie 1974
 Wright, A.E. 1908 '09
 Wright, Lindsay 1894*
 Wright, Sam 1906
 Wright, Shannon 1989 '90 '92
 Wright, Todd 1989 '90 '91 '92
 Wunderly, Don 1971 '72*
 Wyatt, Kevin 1982 '83 '84 '85
 Wynn, Robert 1988
 Wynn, Roger 1976
 Wynne, Clayton 1940 '41 '42*
 Wynne, Tommy 1935

Y
 Yager, Richard 1991 '92 '93
 Yarborough, Byron 1984 '85 '86
 Yates, A.J. 1938 '39 '40*
 Yeager, Kelly 1991 '92 '93
 Yoder, Douglas 1972 '73 '74 '75
 Yoes, Oran C. 1920
 Young, Charles 1949
 Young, Clint 1910 '11
 Young, Henderson 1919



Roland Sales, a captain on the 1979 squad, ran for 205 yards and two touchdowns on 22 carries in the 31-6 victory over No. 2 Oklahoma in the 1978 Orange Bowl.

Z
 Zinamon, Berg 1980 '81 '82 '83*
 Zoll, Alan A. 1915 '16

2006



RAZORBACK FOOTBALL





HISTORY

UA ALL-TIME COACHING STAFFS

2005
 Frank Broyles, AD
 Houston Nutt, HC
 Reggie Herring, DC/LB
 Mike Markuson, OL/Running Game
 Coord.
 Roy Wittke, QB/Passing Game
 Coord.
 Bobby Allen, CB
 Clifton Ealy, TE
 Danny Nutt, RB
 Tracy Rocker, DL
 James Shibest, WR/Specialists
 Chris Vaughn, S/Rec. Coord.

2004
 Frank Broyles, AD
 Houston Nutt, HC
 Dave Wommack, DC/ILB
 Mike Markuson, OL/Running Game
 Coord.
 Roy Wittke, QB/Passing Game
 Coord.
 Bobby Allen, Secondary
 Clifton Ealy, TE
 Danny Nutt, RB
 Tracy Rocker, DL
 James Shibest, WR/Specialists
 Chris Vaughn, OLB/Rec. Coord.

2003
 Frank Broyles, AD
 Houston Nutt, HC
 Dave Wommack, DC/ILB
 Mike Markuson, OL/Running Game
 Coord.
 Roy Wittke, QB/Passing Game
 Coord.
 Bobby Allen, CB/FS
 Clifton Ealy, TE
 Danny Nutt, RB
 Tracy Rocker, DL
 James Shibest, WR/Specialists
 Chris Vaughn, OLB/SS/Rec. Coord.

2002
 Frank Broyles, AD
 Houston Nutt, HC
 Dave Wommack, DC/CB/FS
 Bobby Allen, ILB/MLB
 David Lee, QB
 Mike Markuson, OL
 Danny Nutt, RB
 George Pugh, TE/Rec. Coord.
 Kacy Rodgers, DL
 James Shibest, WR/Specialists
 Chris Vaughn, OLB/SS

2001
 Frank Broyles, AD
 Houston Nutt, HC
 John Thompson, DC/ILB
 Bobby Allen, DL
 David Lee, QB
 Mike Markuson, OL
 Danny Nutt, RB
 George Pugh, Rec. Coord./WR
 James Shibest, TE/Specialists
 Chris Vaughn, OLB
 Dave Wommack, Secondary

2000
 Frank Broyles, AD
 Houston Nutt, HC
 Fitz Hill, Asst. HC/Rec. Coord./WR
 Bobby Allen, Co-DC/LB
 John Thompson, Co-DC/Secondary
 Joe Ferguson, QB
 Bill Johnson, DL
 Mike Markuson, OL
 Danny Nutt, RB
 James Shibest, TE/Special Teams
 Chris Vaughn, Bandits/Rovers

1999
 Frank Broyles, AD
 Houston Nutt, HC
 Bobby Allen, Co-DC/ILB
 Keith Burns, Co-DC/Secondary
 Clifton Ealy, Bandits/Rovers
 Joe Ferguson, QB
 Fitz Hill, WR
 Mark Hutson, TE/Special Teams
 Bill Keopple, DL
 Mike Markuson, OL
 Danny Nutt, RB

1998
 Frank Broyles, AD
 Houston Nutt, HC
 Bobby Allen, Co-DC/ILB
 Keith Burns, Co-DC/Secondary
 Clifton Ealy, Bandits/Rovers
 Joe Ferguson, QB
 Fitz Hill, WR
 Mark Hutson, TE/Special Teams
 Bill Keopple, DL
 Mike Markuson, OL
 Danny Nutt, RB

1997
 Frank Broyles, AD
 Danny Ford, HC
 Miles Aldridge, DC/LB
 Kay Stephenson, OC/RB
 Louis Campbell, AHC/DB
 Mike Bender, OG/C
 Joe Ferguson, QB
 Fitz Hill, WR
 Charley North, OT/TE
 Jim Washburn, DL
 Dennis Winston, OLB

1996
 Frank Broyles, AD
 Danny Ford, HC
 Miles Aldridge, DC/LB
 Mike Bender, OL
 Louis Campbell, AHC/DB
 Rockey Felker, QB
 Fitz Hill, WR
 David Mitchell, RB
 Charley North, OT/TE
 Joe Pate, LB
 Jim Washburn, DL

1995
 Frank Broyles, AD
 Danny Ford, HC
 Mike Bender, OL
 Louis Campbell, DB
 Joe Lee Dunn, DC
 Rockey Felker, QB
 Fitz Hill, WR
 David Mitchell, RB
 Charley North, OT/TE
 Joe Pate, LB
 Jim Washburn, DL

1994
 Frank Broyles, AD
 Danny Ford, HC
 Louis Campbell, DB
 Rockey Felker, QB
 Fitz Hill, WR
 Buddy King, OT/TE
 Joe Kines, AHC/DC
 David Mitchell, RB
 Joe Pate, LB
 Larry Van Der Heyden, OG/C
 Jim Washburn, DL

1993
 Frank Broyles, AD
 Danny Ford, HC
 Louis Campbell, DB
 Greg Davis, QB
 Rockey Felker, RB
 Fitz Hill, WR
 Buddy King, OT/TE
 Joe Kines, AHC/DC
 Joe Pate, DL
 Scott Smith, LB
 Larry Van Der Heyden, OG/C

1992
 Frank Broyles, AD
 Jack Crowe, HC
 Louis Campbell, DB
 Scott Conley, TE
 Greg Davis, OC/QB
 J.B. Grimes, OL
 Fitz Hill, DB/LB
 Joe Kines, DC/ILB
 Houston Nutt, WR
 Joe Pate, AHC/DL
 Ken Rucker, RB

1991
 Frank Broyles, AD
 Jack Crowe, HC
 Louis Campbell, DB
 Scott Conley, TE

J.B. Grimes, OL
 Bill Johnson, DL
 Joe Kines, DC/ILB
 Houston Nutt, WR
 Joe Pate, AHC/OLB
 Ken Rucker, RB
 Charlie Weatherbie, QB

1990
 Frank Broyles, AD
 Jack Crowe, HC
 Louis Campbell, DB
 Scott Conley, OLB
 J.B. Grimes, OL
 Bill Johnson, DL
 Houston Nutt, WR
 Joe Pate, DC/LB
 Jerry Pullen, TE
 Ken Rucker, RB
 Charlie Weatherbie, QB

1989
 Frank Broyles, AD
 Ken Hatfield, HC
 Wally Ake, ILB
 Larry Beckman, OG/C
 Larry Brinson, RB/FB
 Dick Bumpas, DL
 Jack Crowe, OC/QB
 J.B. Grimes, OT/TE
 Roger Hinshaw, OL
 Bob Trott, DB
 Richard Wilson, WR

1988
 Frank Broyles, AD
 Ken Hatfield, HC
 Wally Ake, DL
 Larry Beckman, OL
 Larry Brinson, RB
 Fred Goldsmith, DC/ILB
 Jim Goodman, WR
 Roger Hinshaw, OLB
 David Lee, QB/FB
 Bob Trott, DB
 Ken Turner, TE/K

1987
 Frank Broyles, AD
 Ken Hatfield, HC
 Wally Ake, DL
 Larry Beckman, OL
 Larry Brinson, RB
 Fred Goldsmith, DC/ILB
 Jim Goodman, WR
 Roger Hinshaw, OLB
 David Lee, QB/FB
 Bob Trott, DB
 Ken Turner, TE/K

1986
 Frank Broyles, AD
 Ken Hatfield, HC
 Wally Ake, DL
 Larry Beckman, OL
 Larry Brinson, RB
 Fred Goldsmith, DC/ILB
 Jim Goodman, WR
 Roger Hinshaw, OLB
 David Lee, QB/FB
 Bob Trott, DB
 Ken Turner, TE/K

1985
 Frank Broyles, AD
 Ken Hatfield, HC
 Wally Ake, DL
 Larry Beckman, OL
 Jesse Branch, WR
 Larry Brinson, RB
 Fred Goldsmith, DC/ILB
 Roger Hinshaw, OLB
 David Lee, QB/FB
 Bob Trott, DB
 Ken Turner, TE/K

1984
 Frank Broyles, AD
 Ken Hatfield, HC
 Wally Ake, DL
 Larry Beckman, OL
 Jesse Branch, WR
 Larry Brinson, RB
 Fred Goldsmith, DC/ILB
 Roger Hinshaw, OLB
 David Lee, QB/FB
 Bob Trott, DB
 Ken Turner, TE/K

1983
 Frank Broyles, AD
 Lou Holtz, HC
 Jesse Branch, OB
 Pete Cordelli, WR
 Harvey Hampton, DE
 Rich Olson, DB
 Bob Shaw, LB
 Jim Strong, OT/TE
 Mike Tolleson, DL
 Don Lindsey, AHC/DC
 Ken Turner, OG/C/K

1982
 Frank Broyles, AD
 Lou Holtz, HC
 Larry Beightol, OC/OL
 Jesse Branch, WR
 Sam Goodwin, OB
 Don Lindsey, AHC/DC
 John Mitchell, DE
 Rich Olson, DB
 Ken Turner, TE/K
 Bob Shaw, LB

1981
 Frank Broyles, AD
 Lou Holtz, HC
 Larry Beightol, OC/OL
 Jesse Branch, WR
 Sam Goodwin, OB
 Don Lindsey, DC/LB
 John Mitchell, DE
 Rich Olson, DB
 Ken Turner, TE/OL/K
 Fred von Appen, DL

1980
 Frank Broyles, AD
 Lou Holtz, HC
 Larry Beightol, AHC/OL
 Jesse Branch, DB
 Don Breaux, OB
 Bob Cope, DC
 Harold Horton, DL
 John Konstantinos, WR
 John Mitchell, DE
 Ken Turner, TE/K

1979
 Frank Broyles, AD
 Lou Holtz, HC
 Jesse Branch, WR
 Don Breaux, OB
 Bob Cope, DB
 Harold Horton, DL
 Monte Kiffin, DC/AHC
 John Konstantinos, TE
 John Mitchell, DE
 Ken Turner, OL/K

1978
 Frank Broyles, AD
 Lou Holtz, HC
 Larry Beightol, OC
 Jesse Branch, WR
 Don Breaux, OB
 Bob Cope, DB
 Harold Horton, DL
 Monte Kiffin, DC
 John Mitchell, DE
 Ken Turner, OL/K

1977
 Frank Broyles, AD
 Lou Holtz, HC
 Larry Beightol, OC
 Jesse Branch, WR
 Don Breaux, OB
 Bob Cope, DB
 Harold Horton, DL
 Monte Kiffin, DC
 John Mitchell, DE
 Ken Turner, TE/K

1976
 Frank Broyles, AD/HC
 Don Boyce, OL
 Jesse Branch, OB
 Frank Falks, DE
 Bob Gatling, WR
 Harold Horton, LB
 Jim Johnson, DL
 Bill Lewis, DB
 Ken Turner, OL/K

1975
 Frank Broyles, AD/HC
 Don Boyce, OL
 Jesse Branch, WR
 Frank Falks, DE
 Harold Horton, LB
 Jim Johnson, DL
 Pat Jones, DL
 Bill Lewis, DB
 Bo Rein, OC
 Ken Turner, TE

1974
 Frank Broyles, AD/HC
 Frank Falks, DE
 Harold Horton, LB
 Jim Johnson, DL
 Mervin Johnson, OL
 Bill Lewis, DB
 Gordon Norwood, QB
 Ken Turner, OL
 Richard Williamson, OB

1973
 Frank Broyles, AD/HC
 Frank Falks, DE
 Harold Horton, LB
 Jim Johnson, DL
 Mervin Johnson, OL
 Bill Lewis, DB
 Don Trull, QB/WR
 Ken Turner, OL
 Richard Williamson, OB

1972
 George Cole, AD
 Frank Broyles, HC
 Buddy Bennett, DB
 Raymond Berry, WR
 Lon Farrell, DE
 Joe Gibbs, OL
 Harold Horton, LB
 Mervin Johnson, DL
 Ken Turner, B Team
 Richard Williamson, OB

1971
 George Cole, AD
 Frank Broyles, HC
 Mervin Johnson, DL
 Lon Farrell, DE
 Harold Horton, LB
 Buddy Bennett, DB
 Don Breaux, OB
 Raymond Berry, WR
 Joe Gibbs, OL

1970
 George Cole, AD
 Frank Broyles, HC
 Raymond Berry, WR
 Don Breaux, OB
 Charley Coffey, DL
 Harold Horton, LB
 Marvin Johnson, OL
 Bill Kinard, DB

1969
 John Barnhill, AD
 Frank Broyles, HC
 Don Breaux, OB
 Charley Coffey, DL
 Harold Horton, LB
 Hootie Ingram, DB
 Mervin Johnson, OL
 Richard Williamson, WR
 Bob Ford, Asst.

1968
 John Barnhill, AD
 Frank Broyles, HC
 Don Breaux, OB
 Charley Coffey, DL
 Hootie Ingram, DB
 Mervin Johnson, OL
 Harold Horton, LB
 Richard Williamson, WR
 Bob Ford, Asst.

1967
 John Barnhill, AD
 Frank Broyles, HC
 Charley Coffey, DL
 Hootie Ingram, DB
 Mervin Johnson, OL
 Johnny Majors, OB
 Wilson Matthews, LB
 Gordon Smith, OE
 Bob Ford, Asst.

2006

UNIVERSITY OF ARKANSAS





HISTORY

UA ALL-TIME COACHING STAFFS

ALL-TIME UA FOOTBALL STAFF ROSTER (ALPHABETICAL)

1966
John Barnhill, AD
Frank Broyles, HC
Charley Coffey, DL
Mervin Johnson, OL
Johnny Majors, DB
Wilson Matthews, LB
Bill Pace, OB
Gordon Smith, OE

1965
John Barnhill, AD
Frank Broyles, HC
Jim Mackenzie, Asst. HC/DC
Mervin Johnson, OL
Johnny Majors, DB
Wilson Matthews, LB
Bill Pace, OB
Barry Switzer, OE

1964
John Barnhill, AD
Frank Broyles, HC
Jim Mackenzie, Asst. HC/DC
Mervin Johnson, OL
Johnny Majors, DB
Wilson Matthews, LB
Bill Pace, OB
Barry Switzer, OE

1963
John Barnhill, AD
Frank Broyles, HC
Doug Dickey, OB
Jim Mackenzie, DL
Wilson Matthews, LB/DE
Steed White, OE/OL
Bill Pace, DB
Mervin Johnson, OL

1962
John Barnhill, AD
Frank Broyles, HC
Doug Dickey, OB
Mervin Johnson, OL
Bill Pace, DB
Jim Mackenzie, DL
Wilson Matthews, LB/DE
Steed White, OE/OL

1961
John Barnhill, AD
Frank Broyles, HC
Doug Dickey, DB
Hayden Fry, OB
Jim Mackenzie, OL
Wilson Matthews, LB
Dixie White, OL
Steed White, OE/OL

1960
John Barnhill, AD
Frank Broyles, HC
Doug Dickey, DB
Merrill Green, OB
Jim Mackenzie, DL
Wilson Matthews, LB/DE
Dixie White, OL
Steed White, OE

1959
John Barnhill, AD
Frank Broyles, HC
Doug Dickey, DB
Merrill Green, OB
Jim Mackenzie, DL
Wilson Matthews, LB/DE
Dixie White, OL
Steed White, OE

1958
John Barnhill, AD
Frank Broyles, HC
Doug Dickey, DB
Merrill Green, OB
Jim Mackenzie, DL
Wilson Matthews, LB/DE
Dixie White, OL
Steed White, OE

1957
John Barnhill, AD
Jack Mitchell, HC
George Barnhardt
Ab Bidwell
George Cole
Gene Corrotto
Bill Pace
Dixie White
Steed White

1956
John Barnhill, AD
Jack Mitchell, HC
George Barnhardt
Ab Bidwell
Bert Clark
George Cole
Gene Corrotto
Bobby Proctor
Tracy Scott
Dixie White

1955
John Barnhill, AD
Jack Mitchell, HC
George Barnhardt
Ab Bidwell
George Cole
Bobby Proctor
Tracy Scott
Dixie White

1954
John Barnhill, AD
Bowden Wyatt, HC
John Bailey
George Cafego
George Cole
Dick Hitt
LeRoy Pearce
Tracy Scott

1953
John Barnhill, AD
Bowden Wyatt, HC
John Bailey
George Cafego
George Cole
Dick Hitt
LeRoy Pearce
Tracy Scott

1952
John Barnhill, AD
Otis Douglas, HC
George Cole
Bill Ferrell
Charles Gray
Charles Hanks
Dick Humbert
Clyde Van Sickle

1951
John Barnhill, AD
Otis Douglas, HC

1950
John Barnhill, AD
Otis Douglas, HC

1949
John Barnhill, AD/HC
Bill Barnes
H.B. Brackett
George Cole
Charles Gray
Hobart Hooser
Charles McGibbony
Clyde Van Sickle

1948
John Barnhill, AD/HC

1947
John Barnhill, AD/HC

1946
John Barnhill/ AD/HC

War-Time AD
George Cole

Wally Ake, 1984-89
Miles Aldridge, 1996-97
Bobby Allen, 1998-present
John Bailey, 1953-54
Bill Barnes, 1949
George Barnhardt, 1955-57
John Barnhill, 1946-49 (head coach);
1946-69 (athletic director)
Larry Beckman, 1984-89
Larry Beightol, 1980-82
Mike Bender, 1995-97
Buddy Bennett, 1971-72
Raymond Berry, 1970-72
Ab Bidwell, 1955-57
Don Boyce, 1975-76
H.B. Brackett, 1949
Jesse Branch, 1975-85
Don Breaux, 1968-71; 1977-80
Larry Brinson, 1984-89
Frank Broyles, 1958-1976 (head coach),
1973-present (athletic director)
Dick Bumpas, 1989
Keith Burns, 1998-99
George Cafego, 1953-54
Louis Campbell, 1990-97, 2006-present
Charley Coffey, 1966-70
George Cole, 1949; 1952-57; 1970-72
(athletic director)
Scott Conley, 1990-92
Bob Cope, 1977-80
Pete Cordelli, 1983
Gene Corrotto, 1956-57
Jack Crowe, 1989-92, 1990-92 (head coach)
Greg Davis, 1992-93
Doug Dickey, 1958-63
Otis Douglas, 1950-52 (head coach)
Joe Lee Dunn, 1995
Clifton Ealy, 1998-99, 2003-05
Frank Falks, 1973-76
Lon Farrell, 1971-72
Rockey Felker, 1993-96
Joe Ferguson, 1997-2000
Bill Ferrell, 1952
Danny Ford, 1993-97 (head coach)
Hayden Fry, 1961
Bob Gatling, 1976
Joe Gibbs, 1971-72
Fred Goldsmith, 1984-88
Jim Goodman, 1986-88
Sam Goodwin, 1981-82
Charles Gray, 1949, 1952
Merrill Green, 1958-60
J.B. Grimes, 1989-92
Harvey Hampton, 1983
Charles Hanks, 1952
Ken Hatfield, 1984-89 (head coach)
Reggie Herring, 2005-present
Fitz Hill, 1992-2000
Roger Hinshaw, 1984-89
Dick Hitt, 1953-54
Lou Holtz, 1977-83 (head coach)
Harold Horton, 1968-80
Hobart Hooser, 1949
Dick Humbert, 1952
Mark Hutson, 1998-99
Hootie Ingram, 1967-69

Bill Johnson, 1990-91; 2000
Jimmy Johnson, 1973-76
Mervin Johnson, 1962-74
Pat Jones, 1975
Bill Keopple, 1998-99
Monte Kiffin, 1977-79
Bill Kinard, 1970
Joe Kines, 1991-94
Buddy King, 1993-94
John Konstantinos, 1979-80
David Lee, 1984-88; 2001-02
Bill Lewis, 1973-76
Don Lindsey, 1981-83
Charles McGibbony, 1949
Jim Mackenzie, 1958-65
Johnny Majors, 1964-67
Gus Malzahn, 2006-present
Mike Markuson, 1998-present
Wilson Matthews, 1958-67
David Mitchell, 1994-96
Jack Mitchell, 1955-57 (head coach)
John Mitchell, 1977-82
Charley North, 1995-97
Gordon Norwood, 1974
Danny Nutt, 1998-present
Houston Nutt, 1990-92;
1998-present (head coach)
Rich Olson, 1981-83
Bill Pace, 1962-66
Joe Pate, 1990-96
LeRoy Pearce, 1953-54
Bobby Proctor, 1955-56
George Pugh, 2001-02
Jerry Pullen, 1990
Bo Rein, 1975
Tracy Rucker, 2003-present
Kacy Rodgers, 2002
Ken Rucker, 1990-92
Tracy Scott, 1953-56
Bob Shaw, 1982-83
James Shibest, 2000-present
Gordon Smith, 1966-67
Scott Smith, 1993
Kay Stephenson, 1997
Jim Strong, 1983
Barry Switzer, 1964-65
John Thompson, 2000-01
Mike Tolleson, 1983
Bob Trott, 1984-89
Don Trull, 1973
Ken Turner, 1972-88
Fred von Appen, 1981
Larry Van Der Heyden, 1993-94
Clyde Van Sickle, 1949, 1952
Chris Vaughn, 2000-05
Jim Washburn, 1994-97
Charlie Weatherbie, 1990-91
Dixie White, 1955-61
Steed White, 1957-63
Richard Williamson, 1972-74
Richard Wilson, 1989
Dennis Winston, 1997
Roy Wittke, 2003-05
Dave Wommack, 2001-04
Alex Wood, 2006-present
Bowden Wyatt, 1953-54 (head coach)

2006



RAZORBACK FOOTBALL





HISTORY

ALL-TIME OVERALL RECORDS

YEAR	ALL GAMES				CONFERENCE GAMES				FINISH	BOWL	HEAD COACH
	W	L	T	Pct.	W	L	T	Pct.			
1894	2	1	0	.667	—	—	—	—	—	—	John C. Futrall
1895	1	0	0	1.000	—	—	—	—	—	—	John C. Futrall
1896	2	1	0	.667	—	—	—	—	—	—	John C. Futrall
1897	2	0	1	.833	—	—	—	—	—	—	B.N. Wilson
1898	2	1	0	.667	—	—	—	—	—	—	B.N. Wilson
1899	3	1	1	.700	—	—	—	—	—	—	Colbert Searles
1900	2	1	1	.625	—	—	—	—	—	—	Colbert Searles
1901	3	5	0	.375	—	—	—	—	—	—	Charles Thomas
1902	6	3	0	.667	—	—	—	—	—	—	Charles Thomas
1903	3	4	0	.429	—	—	—	—	—	—	D.A. McDaniel
1904	4	3	0	.571	—	—	—	—	—	—	A.D. Brown
1905	2	6	0	.250	—	—	—	—	—	—	A.D. Brown
1906	2	4	2	.375	—	—	—	—	—	—	F.C. Longman
1907	3	4	1	.438	—	—	—	—	—	—	F.C. Longman
1908	5	4	0	.556	—	—	—	—	—	—	Hugo Bezdek
1909	7	0	0	1.000	—	—	—	—	—	—	Hugo Bezdek
1910	7	1	0	.875	—	—	—	—	—	—	Hugo Bezdek
1911	6	2	1	.722	—	—	—	—	—	—	Hugo Bezdek
1912	4	6	0	.400	—	—	—	—	—	—	Hugo Bezdek
1913	7	2	0	.778	—	—	—	—	—	—	E.T. Pickering
1914	4	5	-	.444	—	—	—	—	—	—	E.T. Pickering

SOUTHWEST CONFERENCE PLAY BEGINS

1915	4	2	1	.643	1	1	0	.500	T2	—	T.T. McConnell
1916	4	4	0	.500	0	2	0	.000	T5	—	T.T. McConnell
1917	5	1	1	.786	0	1	1	.250	6	—	Norman Paine
1918	3	2	0	.600	0	1	0	.000	T6	—	Norman Paine
1919	3	4	0	.429	1	2	0	.333	5	—	J.B. Craig
1920	3	2	2	.571	2	0	1	.833	2	—	G.W. McLaren
1921	5	3	1	.611	2	1	0	.667	3	—	G.W. McLaren
1922	5	4	0	.556	1	3	0	.250	6	—	Francis Schmidt
1923	6	2	1	.722	2	2	0	.500	T4	—	Francis Schmidt
1924	7	2	1	.750	1	2	1	.375	7	—	Francis Schmidt
1925	4	4	1	.500	2	2	1	.500	T4	—	Francis Schmidt
1926	5	5	0	.500	2	2	0	.500	T3	—	Francis Schmidt
1927	8	1	0	.889	3	1	0	.750	3	—	Francis Schmidt
1928	7	2	0	.788	3	1	0	.750	2	—	Francis Schmidt
1929	7	2	0	.778	3	2	0	.600	3	—	Fred Thomsen
1930	3	6	0	.333	2	2	0	.500	5	—	Fred Thomsen
1931	3	5	1	.389	0	4	0	.000	7	—	Fred Thomsen
1932	1	6	2	.222	1	4	0	.200	7	—	Fred Thomsen
1933	7	3	1	.682	4	1	0	.800	1*	Dixie; Championship Voided	Fred Thomsen
1934	4	4	2	.500	2	3	1	.417	5	—	Fred Thomsen
1935	4	5	1	.450	2	4	0	.333	5	—	Fred Thomsen
1936	7	3	0	.700	5	1	0	.833	1	—	Fred Thomsen
1937	6	2	2	.700	3	2	1	.583	3	—	Fred Thomsen
1938	2	7	1	.250	1	5	0	.167	T6	—	Fred Thomsen
1939	4	5	1	.450	2	3	1	.417	5	—	Fred Thomsen
1940	4	6	0	.400	1	5	0	.167	6	—	Fred Thomsen
1941	3	7	0	.300	0	6	0	.000	7	—	Fred Thomsen
1942	3	7	0	.200	0	6	0	.000	7	—	George Cole
1943	2	7	0	.200	1	4	0	.200	T5	—	John Tomlin
1944	5	5	1	.500	2	2	1	.500	3	—	Glen Rose
1945	3	7	0	.300	1	5	0	.167	7	—	Glen Rose
1946	6	3	1	.650	5	1	0	.833	T1	Cotton	John Barnhill
1947	6	4	1	.590	1	4	1	.250	T5	Dixie	John Barnhill
1948	5	5	0	.500	2	4	0	.333	5	—	John Barnhill
1949	5	5	0	.500	2	4	0	.333	6	—	John Barnhill
1950	2	8	0	.200	1	5	0	.167	7	—	Otis Douglas
1951	5	5	0	.500	2	4	0	.333	6	—	Otis Douglas
1952	2	8	0	.200	1	5	0	.167	7	—	Otis Douglas
1953	3	7	0	.300	2	4	0	.333	5	—	Bowden Wyatt
1954	8	3	0	.727	5	1	0	.833	1	Cotton	Bowden Wyatt
1955	5	4	1	.550	3	2	1	.583	4	—	Jack Mitchell
1956	6	4	0	.600	3	3	0	.500	4	—	Jack Mitchell
1957	6	4	0	.600	2	4	0	.333	T5	—	Jack Mitchell
1958	4	6	0	.400	2	4	0	.333	T5	—	Frank Broyles
1959	9	2	0	.818	5	1	0	.833	T1	Gator	Frank Broyles
1960	8	3	0	.727	6	1	0	.857	1	Cotton	Frank Broyles
1961	8	3	0	.727	6	1	0	.857	T1	Sugar	Frank Broyles
1962	9	2	0	.818	6	1	0	.857	2	Sugar	Frank Broyles
1963	5	5	0	.500	3	4	0	.429	4	—	Frank Broyles
1964	11	0	0	1.000	7	0	0	1.000	1	Cotton/National Champs	Frank Broyles
1965	10	1	0	.909	7	0	0	1.000	1	Cotton	Frank Broyles
1966	8	2	0	.800	5	2	0	.714	T2	—	Frank Broyles
1967	4	5	1	.450	3	3	1	.500	5	—	Frank Broyles
1968	10	1	0	.909	6	1	0	.857	T1	Sugar	Frank Broyles
1969	9	2	0	.818	6	1	0	.857	2	Sugar	Frank Broyles
1970	9	2	0	.818	6	1	0	.857	2	—	Frank Broyles

2006

UNIVERSITY OF ARKANSAS





HISTORY

ALL-TIME OVERALL RECORDS

YEAR	ALL GAMES				CONFERENCE GAMES				FINISH	BOWL	HEAD COACH
	W	L	T	Pct.	W	L	T	Pct.			
1971	8	3	1	.708	5	1	1	.786	2	Liberty	Frank Broyles
1972	6	5	0	.546	3	4	0	.429	T4	—	Frank Broyles
1973	5	5	1	.500	3	3	1	.500	T4	—	Frank Broyles
1974	6	4	1	.591	3	3	1	.500	T4	—	Frank Broyles
1975	10	2	0	.833	6	1	0	.859	T1	Cotton	Frank Broyles
1976	5	5	1	.500	3	4	1	.438	6	—	Frank Broyles
1977	11	1	0	.917	7	1	0	.875	2	Orange	Lou Holtz
1978	9	2	1	.792	6	2	0	.750	T2	Fiesta	Lou Holtz
1979	10	2	0	.833	7	1	0	.875	T1	Sugar	Lou Holtz
1980	7	5	0	.583	3	5	0	.375	T6	Hall of Fame	Lou Holtz
1981	8	4	0	.667	5	3	0	.625	4	Gator	Lou Holtz
1982	9	2	1	.792	5	2	1	.688	3	Bluebonnet	Lou Holtz
1983	6	5	0	.546	4	4	0	.500	5	—	Lou Holtz
1984	7	4	1	.636	5	3	0	.625	T3	Liberty	Ken Hatfield
1985	10	2	0	.833	6	2	0	.750	T2	Holiday	Ken Hatfield
1986	9	3	0	.750	6	2	0	.750	T2	Orange	Ken Hatfield
1987	9	4	0	.692	5	2	0	.714	T2	Liberty	Ken Hatfield
1988	10	2	0	.833	7	0	0	1.000	1	Cotton	Ken Hatfield
1989	10	2	0	.833	7	1	0	.875	1	Cotton	Ken Hatfield
1990	3	8	0	.273	1	7	0	.125	7	—	Jack Crowe
1991	6	6	0	.600	5	3	0	.625	T2	Independence	Jack Crowe

SOUTHEASTERN CONFERENCE PLAY BEGINS

1992	3	7	1	.318	3	4	1	.438	4 West	—	Jack Crowe/Joe Kines
1993	6	4	1	.591	4	3	1	.438	T2 West	—	Danny Ford
1994	4	7	0	.364	2	6	0	.250	T4 West	—	Danny Ford
1995	8	5	0	.615	6	2	0	.750	1 West	CarQuest	Danny Ford
1996	4	7	0	.363	2	6	0	.250	5 West	—	Danny Ford
1997	4	7	0	.363	2	6	0	.250	5 West	—	Danny Ford
1998	9	3	0	.750	6	2	0	.750	T1 West	Citrus	Houston Nutt
1999	8	4	0	.667	4	4	0	.500	T3 West	Cotton	Houston Nutt
2000	6	6	0	.500	3	5	0	.375	T5 West	Las Vegas	Houston Nutt
2001	7	5	0	.583	4	4	0	.500	T3 West	Cotton	Houston Nutt
2002	9	5	0	.643	5	3	0	.625	T1 West	Music City	Houston Nutt
2003	9	4	0	.692	4	4	0	.500	4 West	Independence	Houston Nutt
2004	5	6	0	.455	3	5	0	.375	T3 West	—	Houston Nutt
2005	4	7	0	.364	2	6	0	.250	4 West	—	Houston Nutt

UA ALL-TIME COACHING RECORDS

Coach	Tenure (Seasons)	Conference		Overall		Bowls
		W-L-T (Pct.)	Pct.	W-L-T (Pct.)	Pct.	
John C. Futrall	1894-96 (3)	-	-	5-2-0 (.714)	-	-
B.N. Wilson	1897-98 (2)	-	-	4-1-1 (.750)	-	-
Colbert Searles	1899-1900 (2)	-	-	5-2-2 (.667)	-	-
Charles Thomas	1901-02 (2)	-	-	9-8-0 (.529)	-	-
D.A. McDaniel	1903 (1)	-	-	3-4-0 (.429)	-	-
A.D. Brown	1904-05 (2)	-	-	6-9-0 (.400)	-	-
F.C. Longman	1906-07 (2)	-	-	5-8-3 (.406)	-	-
Hugo Bezdek	1908-12 (5)	-	-	29-13-1 (.686)	-	-
E.T. Pickering	1913-14 (2)	-	-	11-7-0 (.611)	-	-
T.T. McConnell	1915-16 (2)	1-3-0 (.250)	-	8-6-1 (.567)	-	-
Norman Paine	1917-18 (2)	0-2-1 (.167)	-	8-3-1 (.708)	-	-
J.B. Craig	1919 (1)	1-2-0 (.333)	-	3-4-0 (.429)	-	-
G.W. McLaren	1920-21 (2)	4-1-1 (.750)	-	8-5-3 (.594)	-	-
Francis Schmidt	1922-28 (7)	14-13-2 (.517)	-	42-20-3 (.669)	-	-
Fred Thomsen	1929-41 (13)	26-42-3 (.387)	-	56-61-10 (.480)	1	-
George Cole	1942 (1)	0-6-0 (.000)	-	3-7-0 (.300)	-	-
John Tomlin	1943 (1)	1-4-0 (.200)	-	2-7-0 (.222)	-	-
Glen Rose	1944-45 (2)	3-7-1 (.318)	-	8-12-1 (.405)	-	-
John Barnhill	1946-49 (4)	10-13-1 (.438)	-	22-17-3 (.560)	2	-
Otis Douglas	1950-52 (3)	4-14-0 (.222)	-	9-21-0 (.300)	-	-
Bowden Wyatt	1953-54 (2)	7-5-0 (.583)	-	11-10-0 (.524)	1	-
Jack Mitchell	1955-57 (3)	8-9-1 (.472)	-	17-12-1 (.583)	-	-
Frank Broyles	1958-76 (19)	91-36-5 (.708)	-	144-58-5 (.708)	10	-
Lou Holtz	1977-83 (7)	37-18-1 (.670)	-	60-21-2 (.735)	6	-
Ken Hatfield	1984-89 (6)	36-10-0 (.783)	-	55-17-1 (.760)	6	-
Jack Crowe	1990-91% (2+)	6-10-0 (.375)	-	9-15-0 (.375)	1	-
Joe Kines	1992# (1)	3-4-1 (.438)	-	3-6-1 (.350)	-	-
Danny Ford	1993-97 (5)	16-23-1 (.413)	-	26-30-1 (.465)	1	-
Houston Nutt	1998-2005 (8)	31-33-0 (.484)	-	57-40-0 (.588)	6	-
Totals	1894-2005 (112)	303-257-18 (.540)		628-426-40 (.592)	34	

% Including first game of 1992 season
Interim head coach after first game of the season

UA COACHING SUPERLATIVES

Seasons:	19	Frank Broyles (1958-76)
	13	Fred Thomsen (1929-41)
	8*	Houston Nutt (1998-2005)
	7	Francis Schmidt (1922-28)
	7	Lou Holtz (1977-83)
	6	Ken Hatfield (1984-89)
	5	Hugo Bezdek (1908-12)
	5	Danny Ford (1993-97)
Wins:	144	Frank Broyles (144-58-5 [.708])
	60	Lou Holtz (60-21-2 [.735])
	57*	Houston Nutt (57-40-0 [.588])
	56	Fred Thomsen (56-61-10 [.480])
	55	Ken Hatfield (55-17-1 [.760])
	42	Francis Schmidt (42-20-3 [.669])
Winning Percentage (Minimum 4 seasons):	.760	Ken Hatfield (55-17-1), 6 seasons
	.735	Lou Holtz (60-21-2), 7 seasons
	.708	Frank Broyles (144-58-5), 19 seasons
	.686	Hugo Bezdek (29-13-1), 5 seasons
	.669	Francis Schmidt (42-20-3), 7 seasons
	.588*	Houston Nutt (57-40-0), 8 seasons
Bowls:	10	Frank Broyles (19 seasons)
	6*	Houston Nutt (8 seasons)
	6	Lou Holtz (7 seasons)
	6	Ken Hatfield (6 seasons)
	2	John Barnhill (4 seasons)
	1	Four coaches tied

* Active

2006

RAZORBACK FOOTBALL





HISTORY

UNIVERSITY OF ARKANSAS SEASON-BY-SEASON RESULTS

NOTES:

- ▶ Home games in ALL CAPS.
- ▶ Opponents listed by name at time of game. Opponent name changes are noted on page 189.
- ▶ Rankings at time of game, beginning in 1936, are from *The Associated Press*.



JOHN C. FUTRALL
3 SEASONS — 1894-96, 5-2-0

John C. Futrall served as both manager and head coach of the Arkansas football program during its first three years of existence. For the next 16 years, Futrall served as the team's manager, chairman of the school's athletic committee, or both.

1894 • (2-1-0) • Captain: Wright Lindsey

DATE	OPPONENT	W	L	T	UA	OPP
Oct. 13	FORT SMITH (ARK.) HS	W			42	0
Oct. 27	FORT SMITH (ARK.) HS	W			38	0
Nov. 22	at Texas		L		0	54

1895 • (1-0-0) • Captain: Herbert Fishback

DATE	OPPONENT	W	L	T	UA	OPP
Oct. 12	FORT SMITH (ARK.) HS	W			30	0

1896 • (2-1-0) • Captain: Herbert Fishback

DATE	OPPONENT	W	L	T	UA	OPP
Oct. 3	FORT SMITH (ARK.) HS	W			10	0
Oct. 10	at Fort Smith (Ark.) HS	W			6	2
Oct. 24	at Drury		L		0	34

B.N. WILSON

2 SEASONS — 1897-98, 4-1-1

The second head coach in the history of Arkansas football, B.N. Wilson guided his teams to two wins in three games in each of his two seasons at the helm.

1897 • (2-0-1) • Captain: Herbert Fishback

DATE	OPPONENT	W	L	T	UA	OPP
Nov. 6	FORT SMITH (ARK.) HS	W			12	0
Nov. 20	at Drury			T	6	6
Nov. 25	at Ouachita Baptist	W			24	0

1898 • (2-1-0) • Captain: Edward Martin

DATE	OPPONENT	W	L	T	UA	OPP
Oct. 22	DRURY	W			17	0
Nov. 5	at Drury	W			12	6
Nov. 19	at Fort Scott (Kan.) HS		L		8	36

COLBERT SEARLES

2 SEASONS — 1899-1900, 5-2-2

Colbert Searles directed the Arkansas football program to a 5-2-2 record over a two-year span that included just six different opponents.

1899 • (3-1-1) • Captain: Chester Sloan

DATE	OPPONENT	W	L	T	UA	OPP
Oct. 14	DRURY	W			10	0
Oct. 28	(1) HENRY KENDALL	W			11	0
Nov. 3	(1) at Henry Kendall			T	0	0
Nov. 4	+at Oklahoma		L		5	11
Nov. 18	JOPLIN (MO.) HS	W			11	10

+Shawnee, Okla.

1900 • (2-1-1) • Captain: Ashton Vincenheller

DATE	OPPONENT	W	L	T	UA	OPP
Oct. 27	WEBB CITY (MO.) HS	W			15	0
Nov. 3	at Joplin (Mo.) HS			T	6	6
Nov. 10	PIERCE CITY (MO.)	W			10	0
Nov. 24	at Drury		L		5	17

CHARLES THOMAS

2 SEASONS — 1901-02, 9-8-0

Though the schedules still included several high school foes, Charles Thomas' two seasons at the helm of the UA football program were marked by the beginning of the LSU series in 1901 and a 6-3-0 record in 1902 — his second and final season.

1901 • (3-5-0) • Captain: Fred Brown

DATE	OPPONENT	W	L	T	UA	OPP
Oct. 12	PIERCE CITY (MO.)		L		0	5
Oct. 19	DRURY	W			22	0
Oct. 26	FORT SCOTT (KAN.) HS	L			6	17
Nov. 2	at Little Rock (Ark.) HS	L			0	5
Nov. 9	(1) HENRY KENDALL	W			48	0
Nov. 16	KANSAS CITY MEDICS	L			6	10
Nov. 22	at LSU	L			0	15
Nov. 23	at Louisiana Tech	W			16	0

1902 • (6-3-0) • Captain: Lemuel Bryan

DATE	OPPONENT	W	L	T	UA	OPP
Oct. 4	at Neosho (Mo.) HS	W			6	0
Oct. 11	at Kingfisher (Okla.)	W			15	6
Oct. 13	at Oklahoma		L		0	28
Oct. 22	(1) at Henry Kendall	W			33	0
Nov. 1	TAHLEQUAH SEMINARY	W			50	0
Nov. 8	at State College of Mo.		L		5	15
Nov. 10	at Pierce City (Mo.)		L		2	24
Nov. 17	FORT SCOTT (KAN.) HS	W			16	0
Nov. 27	(2) MISSOURI SCHOOL OF MINES	W			11	0

D.A. McDANIEL

1 SEASON — 1903, 3-4-0

While Arkansas managed just three wins in its only season under D.A. McDaniel, one of those victories was its first over Oklahoma — a 12-0 win over the Sooners in Fayetteville in the season finale.

1903 • (3-4-0) • Captain: Henry Ragland

DATE	OPPONENT	W	L	T	UA	OPP
Oct. 10	ST. COLLEGE OF MO.		L		5	10
Oct. 16	(2) at Mo. School of Mines		L		6	17
Oct. 17	at Drury	W			10	6
Oct. 30	at Texas		L		0	15
Oct. 31	at Texas A&M		L		0	6
Nov. 7	FORT SMITH (ARK.) HS	W			17	9
Nov. 21	OKLAHOMA	W			12	0

A.D. BROWN

2 SEASONS — 1904-05, 6-9-0

After a 4-3-0 campaign in its initial campaign under A.D. Brown, Arkansas managed just two wins in the second and final season of his tenure.

1904 • (4-3-0) • Captain: Jess Moore

DATE	OPPONENT	W	L	T	UA	OPP
Oct. 15	DRURY		L		0	12
Oct. 22	FORT SCOTT (KAN.) HS	W			22	0
Nov. 4	at Dallas Medics		L		0	5
Nov. 5	at Baylor		L		6	17
Nov. 12	(3) FAIRMOUNT	W			12	6
Nov. 19	at Fort Smith (Ark.) HS	W			11	5
Nov. 26	(2) MISSOURI SCHOOL OF MINES	W			11	10

1905 • (2-6-0) • Captain: William Jett

DATE	OPPONENT	W	L	T	UA	OPP
Oct. 7	KANSAS		L		0	6
Oct. 14	at Washington (Mo.)		L		0	6
Oct. 16	at Drury		L		0	12
Oct. 26	CHILOCCO (KAN.)	W			6	0
Oct. 31	TEXAS		L		0	4
Nov. 12	TRANSYLVANIA		L		0	6
Nov. 17	(2) at Mo. School of Mines		L		0	16
Nov. 30	KANSAS CITY MEDICS	W			26	0





HISTORY

ALL-TIME RESULTS

F.C. LONGMAN

2 SEASONS — 1906-07, 5-8-3

F.C. Longman was the final faculty member to serve as the football program's volunteer coach. Though the Cardinals suffered five shutouts during his tenure, they also earned a shutout win at Tulane and began Arkansas' series with Tennessee during the 1907 season.

1906 • (2-4-2) • Captain: John S. Wood

DATE	OPPONENT	W	L	T	UA	OPP
Sept. 29	CHILOCCO (KAN.)		L		0	6
Oct. 8	DRURY			T	0	0
Oct. 13	at Kansas		L		5	37
Oct. 30	TEXAS		L	0	11	
Nov. 6	+SE MISSOURI ST.	W			12	0
Nov. 10	at Missouri		L		0	11
Nov. 24	at Tulane	W			22	0
Nov. 30	at LSU			T	6	6

+Little Rock, Ark.

1907 • (3-4-1) • Captain: Clinton Milford

DATE	OPPONENT	W	L	T	UA	OPP
Oct. 5	(4) HASKELL INDIAN JC			T	0	0
Oct. 12	DRURY	W			23	0
Oct. 19	at Drury	W			17	6
Oct. 26	at Saint Louis		L		6	42
Nov. 2	TEXAS		L		6	26
Nov. 9	+LSU		L		12	17
Nov. 16	#vs. Tennessee		L		2	14
Nov. 23	(2) MISSOURI SCHOOL OF MINES	W			7	5

+Little Rock, Ark.

#Memphis, Tenn.



HUGO BEZDEK

5 SEASONS — 1908-12, 29-13-1

The first full-time, paid coach in Arkansas football history, Hugo Bezdek guided the Cardinals to a 5-4 campaign in his first season. In 1909 he led UA to what is widely regarded as the program's breakthrough season — a 7-0-0 campaign during which Arkansas outscored its foes 186-18. Upon the team's return from a win over LSU in Memphis, Tenn., that season, Bezdek told students his team had played "like a wild band of razorback hogs." The students liked the nickname and officially adopted it prior to the 1910 season.

1908 • (5-4-0) • Captain: Willis Nelson

DATE	OPPONENT	W	L	T	UA	OPP
Oct. 3	(4) HASKELL INDIAN JC	W			6	0
Oct. 10	OLE MISS	W			33	0
Oct. 17	at Saint Louis		L		0	24
Oct. 24	HENDERSON (ARK.) ST.	W			51	0
Oct. 31	at Oklahoma		L		5	27
Nov. 7	at Texas		L		0	21
Nov. 14	PITTSBURG (KAN.) ST.	W			42	12
Nov. 21	OUACHITA BAPTIST	W			73	0
Nov. 26	+LSU		L		4	36

+Little Rock, Ark.

1909 • (7-0-0) • Captain: Stanley Phillip

DATE	OPPONENT	W	L	T	UA	OPP
Oct. 2	HENDERSON (ARK.) ST.	W			24	0
Oct. 9	at Drury	W			12	6
Oct. 16	(3) FAIRMOUNT	W			23	6
Oct. 23	OKLAHOMA	W			21	6
Oct. 30	#vs. LSU	W			16	0
Nov. 13	at Ouachita Baptist	W			56	0
Nov. 25	+WASHINGTON (MO.)	W			32	0

#Memphis, Tenn.

+Little Rock, Ark.

1910 • (7-1-0) • Captain: Steve Creekmore

DATE	OPPONENT	W	L	T	UA	OPP
Oct. 1	DRURY	W			33	0
Oct. 9	HENDERSON (ARK.) ST.	W			63	0
Oct. 15	KANSAS STATE		L		0	5
Oct. 22	SOUTHWESTERN (TEX.)	W			13	12
Oct. 29	TEXAS A&M	W			5	0
Nov. 5	at Washington (Mo.)	W			50	0
Nov. 15	(2) MISSOURI SCHOOL OF MINES	W			6	2
Nov. 24	+LSU	W			51	0

+Little Rock, Ark.

1911 • (6-2-1) • Captain: Dan Estes

DATE	OPPONENT	W	L	T	UA	OPP
Sept. 30	(5) FOURTH DIST. (MO.) NORMAL	W			100	0
Oct. 7	DRURY	W			65	5
Oct. 14	HENDRIX	W			45	0
Oct. 21	at Texas		L		0	12
Oct. 28	at Southwestern (Texas)			T	0	0
Nov. 4	^(2) vs. Missouri School of Mines	W			44	3
Nov. 11	#at Kansas State		L		0	3
Nov. 18	at Washington (Mo.)	W			3	0
Nov. 23	+LSU	W			11	0

^Joplin, Mo.

#Kansas City, Mo.

+Little Rock, Ark.

1912 • (4-6-0) • Captain: Percy Hinton

DATE	OPPONENT	W	L	T	UA	OPP
Sept. 28	HENDERSON (ARK.) ST.	W			39	6
Oct. 5	HENDRIX	W			52	0
Oct. 12	(6) OKLAHOMA A&M		L		7	13
Oct. 18	#vs. Texas A&M		L		0	27
Oct. 19	at Baylor		L		0	7
Oct. 26	SOUTHWESTERN (TEX.)	W			25	0
Nov. 2	at Wisconsin		L		7	64
Nov. 9	+LSU		L		6	7
Nov. 16	at Washington (Mo.)	W			13	7
Nov. 21	at Texas		L		0	48

#Dallas, Texas

+Little Rock, Ark.

E.T. PICKERING

2 SEASONS — 1913-14, 11-7-0

After beginning his tenure 5-0 en route to a 7-2-0 debut season, E.T. Pickering's second and final season at the helm of the UA program is best known for a contest against Ole Miss that is still disputed nearly 90 years later. Arkansas claims a 1-0 forfeit victory due to the Rebels' use of an ineligible player; Ole Miss denies the allegation and claims a 13-7 win on the field. The dispute led to the suspension of the series until 1924.

1913 • (7-2-0) • Captain: Russell May

DATE	OPPONENT	W	L	T	UA	OPP
Oct. 3	HENDERSON (ARK.) ST.	W			3	0
Oct. 11	HENDRIX	W			26	0
Oct. 18	(6) OKLAHOMA A&M	W			3	0
Oct. 25	BAYLOR	W			34	0
Nov. 1	*AUSTIN	W			26	7
Nov. 8	#vs. LSU		L		7	12
Nov. 15	+OLE MISS		L		10	21
Nov. 17	at Ouachita Baptist	W			14	3
Nov. 27	at Tulane	W			14	0

*Fort Smith, Ark.

#Shreveport, La.

+Little Rock, Ark.

1914 • (4-5-0) • Captain: James Rudd

DATE	OPPONENT	W	L	T	UA	OPP
Oct. 3	HENDRIX	W			13	7
Oct. 10	OUACHITA BAPTIST		L		9	15
Oct. 17	SAINT LOUIS	W			26	0
Oct. 24	(2) MISSOURI SCHOOL OF MINES		L		0	44
Oct. 31	(6) at Oklahoma A&M		L		0	46
Nov. 7	#vs. LSU	W			20	12
Nov. 14	+@ OLE MISS	W			1	0
Nov. 21	*at Oklahoma		L		7	35
Nov. 28	at Drury		L		7	28

#Shreveport, La.

+Little Rock, Ark.

@Arkansas victory by forfeit

*Oklahoma City, Okla.

T.T. McCONNELL

2 SEASONS — 1915-16, 8-6-1

The beginning of T.T. McConnell's tenure as head coach at Arkansas coincided with the inaugural season of Southwest Conference football. After a 4-2-1 debut in 1915 and four-consecutive wins to open the 1916 season, McConnell's tenure culminated with consecutive losses to LSU, Texas, Oklahoma and Mississippi A&M.

1915 • (4-2-1, 1-1-0 SWC - T3rd) • Capt.: James Rudd

DATE	OPPONENT	W	L	T	UA	OPP
Oct. 2	HENDRIX	W			41	0
Oct. 9	OUACHITA BAPTIST	W			13	9
Oct. 16	*+(6) OKLAHOMA A&M	W			14	9
Oct. 30	at Saint Louis			T	0	0
Nov. 6	#vs. LSU		L		7	13
Nov. 14	*OKLAHOMA		L		0	24
Nov. 20	(2) MISSOURI SCHOOL OF MINES	W			46	0

*Southwest Conference game

+Fort Smith, Ark.

#Shreveport, La.

2006



RAZORBACK FOOTBALL



HISTORY

ALL-TIME RESULTS

1916 • (4-4-0, 0-2 SWC – T5th) • Capt.: Chris Reichardt

DATE	OPPONENT	W	L	T	UA	OPP
Sept. 30	PITTSBURG (KAN.) ST.	W			34	20
Oct. 7	HENDRIX	W			58	0
Oct. 14	(7) OKLAHOMA SCHOOL OF MINES	W			82	0
Oct. 21	(2) MISSOURI SCHOOL OF MINES	W			60	0
Nov. 4	+vs. LSU	L			7	17
Nov. 18	*at Texas	L			0	52
Nov. 23	*#OKLAHOMA	L			13	14
Nov. 25	^(8) vs. Mississippi A&M	L			7	20

*Southwest Conference game

+Shreveport, La.

#Fort Smith, Ark.

*Memphis, Tenn.

NORMAN PAINE

2 SEASONS — 1917-18, 8-3-1

Only a loss at Texas in the season finale prevented Norman Paine from an undefeated record in his first season, which began with five-consecutive wins. His 1917 win over LSU was Arkansas' only victory against the Fighting Tigers in six games from 1915 to 1921. After playing the Sooners to a scoreless tie in 1917, Paine's 1918 team suffered the worst defeat in school history — a 103-0 loss at Oklahoma.

1917 • (5-1-1, 0-1-1 SWC – 6th) • Capt.: Gene Davidson

DATE	OPPONENT	W	L	T	UA	OPP
Oct. 6	CENTRAL MISSOURI ST.	W			34	0
Oct. 13	HENDRIX	W			19	0
Oct. 20	(2) MISSOURI SCHOOL OF MINES	W			32	0
Oct. 27	(1) HENRY KENDALL	W			19	7
Nov. 3	+vs. LSU	W			14	0
Nov. 10	*#OKLAHOMA		T		0	0
Nov. 17	*at Texas	L			0	20

+Shreveport, La.

*Southwest Conference game

#Fort Smith, Ark.

1918 • (3-2-0, 0-1-0 SWC – T6th) • Captain: Paul Gold

DATE	OPPONENT	W	L	T	UA	OPP
Sept. 28	CAMP PIKE	L			0	6
Oct. 5	(2) MISSOURI SCHOOL OF MINES	W			6	0
Oct. 19	*at Oklahoma	L			0	103
Oct. 26	(1) HENRY KENDALL	W			23	6
Nov. 2	at (5) Fourth Dist. (Mo.) Normal	W			12	6

*Southwest Conference game

J.B. CRAIG

1 SEASON — 1919, 3-4-0

Although J.B. Craig's only season included a lopsided 63-7 loss to Henry Kendall, it concluded with a 7-6 win over Oklahoma in the Razorbacks' most recent home meeting with the Sooners. The win avenged the 103-0 loss at Norman, Okla., the year before.

1919 • (3-4-0, 1-2-0 SWC – 5th) • Capt.: James Coleman

DATE	OPPONENT	W	L	T	UA	OPP
Oct. 11	HENDRIX	W			7	0
Oct. 18	(2) MISSOURI SCHOOL OF MINES	W			20	0
Oct. 25	+vs. LSU	L			0	20
Nov. 1	(1) HENRY KENDALL	L			7	63
Nov. 8	*at Texas	L			7	35
Nov. 15	*OKLAHOMA	W			7	6
Nov. 22	*at Rice	L			7	40

+Shreveport, La.

G.W. McLAREN

2 SEASONS — 1920-21, 8-5-3

G.W. McLaren's Razorback teams yielded just 19 points in the six Southwest Conference games during his two-year tenure. His inaugural Arkansas team in 1920 shutout SWC foes SMU, Phillips and Rice en route to a 2-0-1 league mark. Because the SWC did not count ties toward winning percentage until 1925, the 1920 team is credited with a 1.000 league winning percentage but was not credited with a share of the league title won by Texas with a 5-0-0 conference mark.

1920 • (3-2-2, 2-0-1 SWC – T1st) • Capt.: J. Tate McGill

DATE	OPPONENT	W	L	T	UA	OPP
Oct. 9	HENDRIX			T	0	0
Oct. 16	TCU		L		2	19
Oct. 23	*at SMU	W			6	0
Oct. 30	(2) MISSOURI SCHOOL OF MINES	W			14	0
Nov. 6	+vs. LSU	L			0	3
Nov. 13	*at Phillips	W			20	0
Nov. 20	*at Rice			T	0	0

*Southwest Conference game

+Shreveport, La.

1921 • (5-3-1, 2-1-0 SWC – 3rd) • Capt.: Ben Winkleman

DATE	OPPONENT	W	L	T	UA	OPP
Oct. 1	HENDRIX	W			28	0
Oct. 8	DRURY	W			40	0
Oct. 15	+vs. Ouachita Baptist	W			28	0
Oct. 22	*^(6) at Oklahoma A&M	L			0	7
Oct. 29	*#SMU	W			14	0
Nov. 5	vs. LSU	L			7	10
Nov. 12	PHILLIPS			T	0	0
Nov. 19	*BAYLOR	W			13	12
Nov. 24	at TCU	L			14	19

+Little Rock, Ark.

*Southwest Conference game

#Fort Smith, Ark.

*Shreveport, La.



FRANCIS SCHMIDT

7 SEASONS — 1922-28, 42-20-3

Led by George Cole, Glen Rose and Wear Schoonover, Francis Schmidt's

1927 Razorback team won a then-school-record eight games. After guiding the Hogs to a 7-2 campaign in 1928, Schmidt left UA to take over the TCU program.

1922 • (5-4-0, 1-3-0 SWC – 6th) • Capt.: Clarence Smith

DATE	OPPONENT	W	L	T	UA	OPP
Sept. 30	HENDRIX	W			39	0
Oct. 7	DRURY	W			22	0
Oct. 14	+vs. Ouachita Baptist	L			7	13
Oct. 21	*at Baylor	L			13	60
Oct. 28	#vs. LSU	W			40	6
Nov. 4	@(1) TULSA	W			1	0
Nov. 11	*at Rice	L			7	31
Nov. 18	*SMU (HC)	W			9	0
Nov. 30	*^(6) OKLAHOMA A&M	L			0	13

+Little Rock, Ark.

*Southwest Conference game

#Shreveport, La.

@Arkansas victory by forfeit

*Fort Smith, Ark.

1923 • (6-2-1, 2-2-0 SWC – T4th) • Capt.: Sam Coleman

DATE	OPPONENT	W	L	T	UA	OPP
Sept. 29	(9) ARK. ST. TEACHERS	W			32	0
Oct. 6	DRURY	W			26	0
Oct. 13	*RICE	W			23	0
Oct. 20	*BAYLOR	L			0	14
Oct. 27	+vs. LSU	W			26	13
Nov. 3	OUACHITA BAPTIST (HC)			T	0	0
Nov. 10	*at SMU	L			6	13
Nov. 24	#vs. Phillips	W			32	0
Dec. 1	*^(6) OKLAHOMA A&M	W			13	0

*Southwest Conference game

+Shreveport, La.

#Muskogee, Okla.

*Fort Smith, Ark.

1924 • (7-2-1, 1-2-1 SWC – 7th) • Capt.: Yandell Rogers

DATE	OPPONENT	W	L	T	UA	OPP
Sept. 27	(10) NORTHEASTERN (OKLA.) STATE	W			54	6
Oct. 4	(5) FOURTH DIST. (MO.) NORMAL	W			47	0
Oct. 11	HENDRIX	W			34	3
Oct. 18	*at Baylor	L			0	13
Oct. 25	+OLE MISS	W			20	0
Nov. 1	#vs. LSU	W			10	7
Nov. 8	*SMU (HC)			T	14	14
Nov. 15	*PHILLIPS	W			28	6
Nov. 21	*^(6) at Oklahoma A&M	L			0	20
Nov. 27	*TCU	W			20	0

*Southwest Conference game

+Little Rock, Ark.

#Shreveport, La.

*Fort Smith, Ark.





HISTORY

ALL-TIME RESULTS

1925 • (4-4-1, 2-2-1 SWC – T4th) • Captain: Brad Scott

DATE	OPPONENT	W	L	T	UA	OPP
Oct. 3	at Iowa		L		0	26
Oct. 10	OKLAHOMA BAPTIST		L		0	6
Oct. 17	*at Rice		L		9	13
Oct. 24	PHILLIPS	W			45	0
Oct. 31	*vs. LSU	W			12	0
Nov. 7	*at SMU			T	0	0
Nov. 14	*at TCU		L		0	3
Nov. 21	*(6) OKLAHOMA A&M (HC)	W			9	7
Nov. 26	(1) at Tulsa	W			20	7

*Southwest Conference game
+Shreveport, La.

1926 • (5-5-0, 2-2-0 SWC – T3rd)

Captain: Herman Boozman

DATE	OPPONENT	W	L	T	UA	OPP
Sept. 26	(9) ARK. ST. TEACHERS	W			60	0
Oct. 2	*OLE MISS	W			21	6
Oct. 9	at Oklahoma		L		6	13
Oct. 16	+vs. Hendrix	W			14	7
Oct. 23	*CENTENARY	W			33	6
Oct. 30	at Kansas State		L		7	16
Nov. 6	*#vs. LSU		L		0	14
Nov. 12	*TCU (HC)		L		7	10
Nov. 19	(6) at Oklahoma A&M	W			24	2
Nov. 25	(1) at Tulsa		L		7	14

*Southwest Conference games
+Little Rock, Ark.
#Shreveport, Ark.

1927 • (8-1-0, 3-1-0 SWC – 3rd) • Capt.: Eusell Coleman

DATE	OPPONENT	W	L	T	UA	OPP
Oct. 1	COLLEGE OF THE OZARKS	W			32	0
Oct. 8	*BAYLOR	W			13	6
Oct. 15	*at Texas A&M		L		6	40
Oct. 22	(2) MISSOURI-ROLLA	W			34	0
Oct. 29	*#LSU	W			28	0
Nov. 5	*at TCU	W			10	3
Nov. 12	(6) OKLAHOMA A&M (HC)	W			33	20
Nov. 19	AUSTIN	W			42	0
Nov. 26	+vs. Hendrix	W			20	7

*Southwest Conference game
#Shreveport, La.
+Little Rock, Ark.

1928 • (7-2-0, 3-1-0 SWC – 2nd) • Captain: Alva Winters

DATE	OPPONENT	W	L	T	UA	OPP
Sept. 29	at Ole Miss		L		0	25
Oct. 6	COLLEGE OF THE OZARKS	W			21	0
Oct. 13	*vs. Baylor	W			14	0
Oct. 27	*at Texas		L		7	20
Oct. 29	*TEXAS A&M (HC)	W			27	12
Nov. 3	*vs. LSU	W			7	0
Nov. 17	(2) MISSOURI-ROLLA	W			45	6
Nov. 24	OKLAHOMA BAPTIST	W			57	0
Nov. 29	(15) SOUTHWESTERN	W			73	0

*Southwest Conference game
+Shreveport, La.



FRED THOMSEN

13 SEASONS — 1929-41, 56-61-10

Still the second-longest-tenured head coach in Arkansas football history, Fred

Thomsen was an offensive innovator who made the passing game an integral part of the UA attack. He led the Hogs to what would have been their first Southwest Conference title in 1933 only to vacate the championship for using an ineligible player. All-SWC performances by Jack Robbins and Jim Benton helped the Hogs to the SWC crown in 1936 and a tie for 18th in the final Associated Press poll in its first year of existence.

1929 • (7-2-0, 3-2-0 SWC – 3rd) • Capt.: Clarence Gels

DATE	OPPONENT	W	L	T	UA	OPP
Sept. 28	COLLEGE OF THE OZARKS	W			37	0
Oct. 5	HENDERSON (ARK.) ST.	W			30	7
Oct. 12	*TEXAS		L		0	27
Oct. 19	*at Baylor		L		20	31
Oct. 26	*at Texas A&M	W			14	13
Nov. 2	*+LSU	W			32	0
Nov. 9	EAST CENTRAL OKLA.	W			52	7
Nov. 16	CENTENARY (HC)	W			13	2
Nov. 28	*(6) at Oklahoma A&M	W			32	6

*Southwest Conference game
+Shreveport, La.

1930 • (3-6-0, 2-2-0 SWC – T4th)

Captain: Milan Creighton

DATE	OPPONENT	W	L	T	UA	OPP
Sept. 27	COLLEGE OF THE OZARKS	W			27	0
Oct. 4	(1) at Tulsa		L		6	26
Oct. 11	*at TCU		L		0	40
Oct. 18	*RICE (HC)	W			7	6
Oct. 25	*+TEXAS A&M	W			13	0
Nov. 1	#vs. LSU		L		12	27
Nov. 8	(6) OKLAHOMA A&M		L		0	26
Nov. 15	*BAYLOR		L		7	22
Nov. 27	at Centenary		L		6	7

*Southwest Conference game
+Little Rock, Ark.
#Shreveport, La.

1931 • (3-5-1, 0-4-0 SWC – 7th) • Captain: Earl Secrest

DATE	OPPONENT	W	L	T	UA	OPP
Sept. 26	COLLEGE OF THE OZARKS	W			13	6
Oct. 3	HENDRIX	W			19	0
Oct. 10	*SMU		L		6	42
Oct. 17	*at Baylor		L		7	19
Oct. 24	+vs. LSU		L		6	13
Oct. 31	*TCU (HC)		L		0	7
Nov. 3	at Chicago			T	13	13
Nov. 21	*at Rice		L		12	26
Nov. 26	at Centenary	W			6	0

*Southwest Conference game
+Shreveport, La.

1932 • (1-6-2, 1-4-0 SWC – 7th) • Capt.: Judson Irwin

DATE	OPPONENT	W	L	T	UA	OPP
Sept. 24	HENDRIX			T	0	0
Oct. 1	MISSOURI-ROLLA		L		19	20
Oct. 8	*at TCU		L		12	34
Oct. 15	*+BAYLOR	W			20	6
Oct. 22	*vs. LSU		L		0	14
Nov. 5	*RICE (HC)		L		7	13
Nov. 12	*at SMU		L		7	13
Nov. 18	*TEXAS		L		0	34
Nov. 26	at Centenary			T	0	0

*Southwest Conference game
+Little Rock, Ark.
#Shreveport, La.

1933 • (7-3-1, 4-1-0 SWC – 1st) • Capt.: Lewis Johnson

DATE	OPPONENT	W	L	T	UA	OPP
Sept. 23	COLLEGE OF THE OZARKS	W			40	0
Sept. 30	OKLAHOMA BAPTIST	W			42	7
Oct. 7	*TCU	W			13	0
Oct. 14	*+BAYLOR	W			19	7
Oct. 21	#at LSU		L		0	20
Oct. 28	*SMU (HC)	W			3	0
Nov. 11	*at Rice		L		6	7
Nov. 18	HENDRIX	W			63	0
Nov. 24	*at Texas	W			20	6
Nov. 30	(1) at Tulsa		L		0	7
Jan. 1	>vs. Centenary			T	7	7

*Southwest Conference game
+Little Rock, Ark.
#Shreveport, La.

>Dixie Classic (Dallas, Texas)
NOTE: No SWC champion recognized in 1933.

1934 • (4-4-2, 2-3-1 SWC – 5th) • Capt.: W. R. Benton

DATE	OPPONENT	W	L	T	UA	OPP
Sept. 29	COLLEGE OF THE OZARKS	W			13	0
Oct. 6	*at TCU	W			24	10
Oct. 13	*+BAYLOR	W			6	0
Oct. 20	#vs. LSU		L		0	16
Oct. 27	MISSOURI-ROLLA	W			20	0
Nov. 3	*at Texas A&M			T	7	7
Nov. 10	*RICE (HC)		L		0	7
Nov. 17	*at SMU		L		6	10
Nov. 23	*TEXAS		L		12	19
Nov. 29	(1) at Tulsa			T	7	7

*Southwest Conference game
+Little Rock, Ark.
#Shreveport, La.

1935 • (5-5-0, 2-4-0 SWC – 5th) • Capt.: Choice Rucker

DATE	OPPONENT	W	L	T	UA	OPP
Sept. 28	PITTSBURG (KAN.) ST.	W			12	0
Oct. 5	*TCU		L		7	13
Oct. 12	*at Baylor		L		6	13
Oct. 19	#vs. LSU		L		7	13
Oct. 26	COLLEGE OF THE OZARKS	W			51	6
Nov. 2	*+TEXAS A&M	W			14	7
Nov. 8	*at Rice		L		7	20
Nov. 16	*SMU (HC)		L		6	17
Nov. 22	*at Texas	W			28	13
Nov. 28	(1) at Tulsa	W			14	7

*Southwest Conference game
#Shreveport, La.
+Little Rock, Ark.

2006



RAZORBACK FOOTBALL



HISTORY

ALL-TIME RESULTS

1936 • SWC CHAMPION • (7-3-0, 5-1-0 SWC – 1st)
T18th AP • Captain: Clifford Van Sickle

DATE	OPPONENT	UA/OPP RANK	W	L	T	UA	OPP
Sept. 26	PITTSBURG (KAN.) ST.		W			53	0
Oct. 3	*at TCU			L		14	18
Oct. 10	*BAYLOR		W			14	10
Oct. 16	at George Washington			L		6	13
Oct. 24	#vs. LSU	NR/13	L			7	19
Oct. 31	*at Texas A&M		W			18	0
Nov. 7	*RICE (HC)		W			20	14
Nov. 14	*at SMU	NR/19	W			17	0
Nov. 26	(1) at Tulsa		W			23	13
Dec. 3	*+TEXAS	18/NR	W			6	0

*Southwest Conference game
#Shreveport, La.
+Little Rock, Ark.

1937 • (6-2-2, 3-2-1 SWC – 3rd) • T14th AP
Captains: Jack Robbins, Jim Benton

DATE	OPPONENT	UA/OPP RANK	W	L	T	UA	OPP
Sept. 25	CENTRAL (OKLA.) STATE		W			25	0
Oct. 2	*TCU				T	7	7
Oct. 9	*at Baylor			L		14	20
Oct. 16	*at Texas		W			21	10
Oct. 23	*SMU		W			13	0
Oct. 30	*TEXAS A&M (HC)	20/NR	W			26	13
Nov. 6	*at Rice	16/NR	L			20	26
Nov. 13	#vs. Ole Miss	20/NR	W			32	6
Nov. 20	+GEORGE WASHINGTON				T	0	0
Nov. 25	(1) at Tulsa		W			28	7

*Southwest Conference game
^Fort Smith, Ark.
#Memphis, Tenn.
+Little Rock, Ark.

1938 • (2-7-1, 1-5-0 SWC – 7th) • Captain: Lloyd Woodell

DATE	OPPONENT	UA/OPP RANK	W	L	T	UA	OPP
Sept. 24	(6) OKLAHOMA A&M		W			27	7
Oct. 1	*at TCU			L		14	21
Oct. 8	*BAYLOR			L		6	9
Oct. 15	*+TEXAS		W			42	6
Oct. 22	at Santa Clara	NR/6	L			6	21
Oct. 29	*at Texas A&M		L			7	13
Nov. 5	*RICE (HC)		L			0	3
Nov. 12	*at SMU		L			6	19
Nov. 16	#Ole Miss		L			14	20
Nov. 24	(1) at Tulsa				T	6	6

*Southwest Conference game
+Little Rock, Ark.
#Memphis, Tenn.

1939 • (4-5-1, 2-3-1 SWC – 5th)

Captains: Kay Eakin, Ray Cole

DATE	OPPONENT	UA/OPP RANK	W	L	T	UA	OPP
Sept. 23	(6) OKLAHOMA A&M		W			32	6
Sept. 30	#(8) vs. Mississippi State		L			0	19
Oct. 7	*TCU		W			14	13
Oct. 14	*at Baylor		L			7	19
Oct. 21	*at Texas		L			13	14
Oct. 28	at Villanova		L			0	7
Nov. 4	*TEXAS A&M (HC)	NR/5	L			0	27
Nov. 11	*at Rice				T	12	12
Nov. 17	*+SMU	NR/17	W			14	0
Nov. 30	(1) at Tulsa		W			23	0

#Memphis, Tenn.
*Southwest Conference game
+Little Rock, Ark.

1940 • (4-6-0, 1-5-0 SWC – 6th)

Captains: A.J. Yates, Howard Hickey

DATE	OPPONENT	UA/OPP RANK	W	L	T	UA	OPP
Sept. 28	E. CENTRAL (OKLA.) ST.		W			38	0
Oct. 5	*at TCU			L		0	20
Oct. 12	*BAYLOR		W			12	6
Oct. 19	*+TEXAS	NR/14	L			0	21
Oct. 26	#vs. Ole Miss		W			21	20
Nov. 2	*at Texas A&M	NR/5	L			0	17
Nov. 9	*RICE (HC)		L			7	14
Nov. 16	*at SMU	NR/20	L			0	28
Nov. 21	at Fordham	NR/15	L			7	27
Nov. 28	(1) at Tulsa		W			27	21

*Southwest Conference game
+Little Rock, Ark.
#Memphis, Tenn.

1941 • (3-7-0, 0-6-0 SWC – 7th) • Captain: Daryl Cato

DATE	OPPONENT	UA/OPP RANK	W	L	T	UA	OPP
Sept. 27	E. CENTRAL (OKLA.) ST.		W			56	0
Oct. 4	*TCU			L		0	9
Oct. 11	*at Baylor			L		7	20
Oct. 18	*at Texas	NR/2	L			14	48
Oct. 24	at Detroit		W			9	6
Nov. 1	*+TEXAS A&M	NR/5	L			0	7
Nov. 8	*at Rice		L			12	21
Nov. 15	*SMU (HC)		L			7	14
Nov. 22	#vs. Ole Miss		L			0	18
Nov. 27	(1) at Tulsa		W			13	6

*Southwest Conference game
+Little Rock, Ark.
#Memphis, Tenn.

GEORGE COLE

1 SEASON — 1942, 3-7-0

The first of just two Arkansas graduates to serve as head football coach at his alma mater, George Cole went on to serve as athletic director at the school from 1970 to 1973. An All-Southwest Conference quarterback and a shortstop on the UA baseball team during his collegiate career, Cole began his administrative career as a line coach for the Razorbacks in 1936 and served as assistant athletic director under John Barnhill. Arkansas' baseball facility, Baum Stadium at George Cole Field, bears his name.

1942 • (3-7-0, 0-6-0 SWC – 7th)

Captains: Clayton Wynne, Robert Forte

DATE	OPPONENT	UA/OPP RANK	W	L	T	UA	OPP
Sept. 26	(3) WICHITA		W			27	0
Oct. 3	*at TCU			L		6	13
Oct. 10	*BAYLOR		L			7	20
Oct. 17	*+TEXAS	NR/20	L			6	47
Oct. 24	#vs. Ole Miss		W			7	6
Oct. 31	*at Texas A&M		L			0	41
Nov. 7	*RICE (HC)		L			9	40
Nov. 14	*at SMU		L			6	14
Nov. 21	at Detroit		W			14	7
Nov. 26	(1) at Tulsa	NR/6	L			7	40

*Southwest Conference game
+Little Rock, Ark.
#Memphis, Tenn.

JOHN TOMLIN

1 SEASON — 1943, 2-7-0

The Razorbacks managed just two wins and tied for fifth place in the Southwest Conference in their only season under John Tomlin. His brief tenure ended with one of the most lopsided losses in UA history, a 61-0 loss at Tulsa.

1943 • (2-7-0, 1-4-0 SWC – T5th)

Captains: Lamar Dingler, Ben Jones

DATE	OPPONENT	UA/OPP RANK	W	L	T	UA	OPP
Sept. 25	(2) MISSOURI SCHOOL OF MINES		W			59	0
Oct. 2	*+TCU			L		0	13
Oct. 9	MONTICELLO NAVY		L			12	20
Oct. 16	*at Texas		L			0	34
Oct. 30	*TEXAS A&M (HC)	NR/19	L			0	13
Nov. 6	*at Rice		L			7	20
Nov. 13	*#at SMU		W			14	12
Nov. 19	^(6) OKLAHOMA A&M		L			13	19
Nov. 25	(1) at Tulsa	NR/20	L			0	61

*Southwest Conference game
+Little Rock, Ark.
#San Antonio, Texas
^Fort Smith, Ark.



GLEN ROSE

2 SEASONS — 1944-45, 8-12-1

While guiding the Razorback football program through the final years of the World War II era, Glen Rose recorded back-to-back wins over Ole Miss and directed the Hogs in their most recent game against an in-state opponent — a 41-0 win over Arkansas State in the 1944 season finale.

1944 • (5-5-1, 2-2-1 SWC – 3rd)

Captains: Lamar Dingler, James Young

DATE	OPPONENT	UA/OPP RANK	W	L	T	UA	OPP
Sept. 23	^at Missouri		W			7	6
Sept. 29	#(6) at Oklahoma A&M		L			0	19
Oct. 7	*at TCU				T	6	6
Oct. 14	NORMAN NAVY		L			7	27
Oct. 21	*+TEXAS		L			0	19
Oct. 28	#vs. Ole Miss		W			26	18
Nov. 4	*at Texas A&M		W			7	6
Nov. 11	*RICE (HC)		W			12	7
Nov. 18	*at SMU		L			12	20
Nov. 23	at Tulsa		L			2	33
Dec. 2	ARKANSAS STATE		W			41	0

^St. Louis, Mo.
#Oklahoma City, Okla.
*Southwest Conference game
+Little Rock, Ark.
&Memphis, Tenn.





HISTORY

ALL-TIME RESULTS

1945 • (3-7-0, 1-5-0 SWC – 7th)

Captains: Earl Wheeler, Henry Ford

DATE	OPPONENT	UA/OPP RANK	W	L	T	UA	OPP
Sept. 22	+at Barksdale Field		W			12	6
Sept. 29	(6) OKLAHOMA A&M			L		14	19
Oct. 6	*TCU		W			27	14
Oct. 13	*at Baylor			L		13	23
Oct. 20	*#TEXAS	NR/10		L		7	34
Oct. 27	>vs. Ole Miss		W			19	0
Nov. 3	*TEXAS A&M (HC)			L		0	34
Nov. 10	*at Rice			L		7	26
Nov. 17	*at SMU			L		0	21
Nov. 23	(1) at Tulsa	NR/17		L		13	45

+Shreveport, La.

*Southwest Conference game

#Little Rock, Ark.

>Memphis, Tenn.



JOHN BARNHILL

4 SEASONS — 1946-49, 22-17-3

Widely credited with uniting the state of Arkansas behind the Razorback program, John Barnhill led UA to a share of the Southwest Conference title and its first Cotton Bowl berth in the first of his four seasons before retiring from coaching to focus on his duties as athletic director. His coaching tenure included the debut of War Memorial Stadium in Little Rock, Ark., the Hogs' second and third bowl appearances and the recruitment of 1948 All-American and Olympic silver medal winner Clyde Scott.

1946 • SWC CO-CHAMPION • (6-3-2, 5-1-0 SWC – T1st)

16th AP • Captain: Joyce Pipkin

DATE	OPPONENT	UA/OPP RANK	W	L	T	UA	OPP
Sept. 21	N'WESTERN (LA.) ST.		W			21	14
Sept. 28	(6) at Oklahoma A&M				T	21	21
Oct. 5	*at TCU		W			34	14
Oct. 12	*BAYLOR	18/NR	W			13	0
Oct. 19	*at Texas	14/3		L		0	20
Oct. 26	+vs. Ole Miss			L		7	9
Nov. 2	*at Texas A&M		W			7	0
Nov. 9	*#RICE	NR/5	W			7	0
Nov. 16	*SMU (HC)	17/NR	W			13	0
Nov. 28	(1) at Tulsa	10/NR		L		13	14
Jan. 1	>vs. LSU	16/8			T	0	0

*Southwest Conference game

+Memphis, Tenn.

#Little Rock, Ark.

>1947 Cotton Bowl (Dallas, Texas)

1947 • (6-4-1, 1-4-1 SWC – T5th) • Capt.: James Minor

DATE	OPPONENT	UA/OPP RANK	W	L	T	UA	OPP
Sept. 20	N'WESTERN (LA.) ST.		W			64	0
Sept. 27	+(11) NORTH TEXAS ST.		W			12	0
Oct. 4	*TCU		W			6	0
Oct. 11	*at Baylor			L		9	17
Oct. 18	*#vs. Texas	NR/3		L		6	21
Oct. 25	#vs. Ole Miss		W			19	14
Nov. 1	*TEXAS A&M (HC)				T	21	21
Nov. 8	*at Rice			L		0	26
Nov. 15	*at SMU	NR/4		L		6	14
Nov. 27	(1) at Tulsa		W			27	13
Jan. 1	>vs. William & Mary	NR/14	W			21	19

+Little Rock, Ark.

*Southwest Conference game

#Memphis, Tenn.

>1948 Dixie Bowl (Birmingham, Ala.)

1948 • (5-5-0, 2-4-0 SWC – 5th) • Captain: Clyde Scott

DATE	OPPONENT	UA/OPP RANK	TV	W	L	T	UA	OPP
Sept. 18	+ABELINE CHRISTIAN			W			40	6
Sept. 25	EAST TEXAS STATE			W			46	7
Oct. 2	*at TCU		NA-R	W			27	14
Oct. 9	*BAYLOR	13/NR			L		7	23
Oct. 16	*at Texas				L		6	14
Oct. 30	*at Texas A&M			W			28	6
Nov. 6	*+RICE				L		6	25
Nov. 13	*SMU (HC)	NR/7			L		12	14
Nov. 20	+(1) TULSA			W			55	18
Nov. 27	+WILLIAM & MARY	NR/20			L		0	19

+Little Rock, Ark.

*Southwest Conference game

1949 • (5-5-0, 2-4-0 SWC – 6th) • Captain: Alvin Duke

DATE	OPPONENT	UA/OPP RANK	W	L	T	UA	OPP
Sept. 24	+(11) NORTH TEXAS ST.		W			33	19
Oct. 1	*TCU		W			27	7
Oct. 8	*at Baylor			L		13	35
Oct. 15	*+TEXAS	NR/16		L		14	27
Oct. 22	at Vanderbilt		W			7	6
Oct. 29	*TEXAS A&M (HC)		W			27	6
Nov. 5	*at Rice	NR/8		L		0	14
Nov. 12	*at SMU	NR/12		L		6	34
Nov. 19	+WILLIAM & MARY			L		0	20
Nov. 26	(1) TULSA		W			20	7

+Little Rock, Ark.

*Southwest Conference game

OTIS DOUGLAS

3 SEASONS — 1950-52, 9-21-0

Despite personnel that included future NFL stars Fred Williams, Dave "Hawg" Hanner, Pat Summerall, Lamar McHan, Floyd Sagely and Lewis Carpenter, the Razorbacks managed just nine wins during Douglas' three-year tenure. The highlight of his stay was a 16-14 win over Texas in 1951 — the Razorbacks' first win over the Longhorns in Fayetteville.

1950 • (2-8-0, 1-5-0 SWC – 7th) • Capt.: George Eckert

DATE	OPPONENT	UA/OPP RANK	W	L	T	UA	OPP
Sept. 23	+(6) OKLAHOMA A&M			L		7	12
Sept. 30	(11) NORTH TEXAS ST.		W			50	6
Oct. 7	*at TCU			L		6	13
Oct. 14	*BAYLOR		W			27	6
Oct. 21	*at Texas	NR/7		L		14	19
Oct. 28	+VANDERBILT			L		13	14
Nov. 4	*at Texas A&M			L		13	42
Nov. 11	*RICE (HC)			L		6	9
Nov. 18	*+SMU	NR/14		L		7	14
Nov. 23	(1) at Tulsa			L		13	28

+Little Rock, Ark.

*Southwest Conference game

1951 • (5-5-0, 2-4-0 SWC – 6th)

Captains: Dave Hanner, Pat Summerall

DATE	OPPONENT	UA/OPP RANK	W	L	T	UA	OPP
Sept. 22	(6) at Oklahoma A&M		W			42	7
Sept. 29	ARIZONA STATE		W			30	13
Oct. 6	*+TCU			L		7	17
Oct. 13	*at Baylor	NR/12		L		7	9
Oct. 20	*TEXAS	NR/4	W			16	14
Oct. 27	+SANTA CLARA	19/NR		L		12	21
Nov. 3	*TEXAS A&M (HC)	NR/18	W			33	21
Nov. 10	*at Rice	20/NR		L		0	6
Nov. 17	*at SMU			L		7	47
Nov. 24	+(1) TULSA		W			24	7

*Southwest Conference game

+Little Rock, Ark.

1952 • (2-8-0, 1-5-0 SWC – 7th)

Captains: Dean Pryor, Buddy Sutton

DATE	OPPONENT	UA/OPP RANK	W	L	T	UA	OPP
Sept. 20	+(6) OKLAHOMA A&M		W			22	20
Sept. 27	HOUSTON			L		7	17
Oct. 4	*at TCU			L		7	13
Oct. 11	*+BAYLOR		W			20	17
Oct. 18	*at Texas			L		7	44
Oct. 25	+OLE MISS			L		7	34
Nov. 1	*at Texas A&M			L		12	31
Nov. 8	*RICE			L		33	35
Nov. 15	*SMU (HC)			L		17	27
Nov. 22	(1) at Tulsa			L		34	44

+Little Rock, Ark.

*Southwest Conference game



BOWDEN WYATT

2 SEASONS — 1953-54, 11-10-0

After an inauspicious 3-7-0 mark in his initial campaign, Bowden Wyatt led the "25 Little Pigs" to Arkansas' second Southwest Conference title in 1954. That season also saw the Hogs earn their first win at Texas in 17 years, followed the next week by a 6-0 upset of Ole Miss on a 66-yard touchdown pass from Bob Benson to Preston Carpenter known to Razorback fans as the "Powder River Play." Wyatt left after the 1954 season to coach Tennessee, his alma mater.

1953 • (3-7-0, 2-4-0 SWC – 5th)

Captains: Jim Sperring, Ralph Troillett

DATE	OPPONENT	UA/OPP RANK	TV	W	L	T	UA	OPP
Sept. 26	+(6) OKLAHOMA A&M				L		6	7
Oct. 3	*TCU			W			13	6
Oct. 10	*at Baylor	NR/9			L		7	14
Oct. 17	*TEXAS (HC)				L		7	16
Oct. 24	#vs. Ole Miss	ABC-N			L		0	28
Oct. 31	*+TEXAS A&M		W				41	14
Nov. 7	*at Rice				L		0	47
Nov. 14	*at SMU				L		7	13
Nov. 21	+LSU				L		8	9
Nov. 28	(1) TULSA		W				27	7

+Little Rock, Ark.

*Southwest Conference game

#Memphis, Tenn.

1954 • SWC CHAMPION • (8-3-0, 5-1-0 SWC – 1st)

10th AP/8th UPI • Captains: Bobby Proctor, Jim Roth

DATE	OPPONENT	UA/OPP RANK	TV	W	L	T	UA	OPP
Sept. 25	(1) TULSA		W				41	0
Oct. 2	*at TCU		W				20	13
Oct. 9	*BAYLOR		W				21	20
Oct. 16	*at Texas	12/NR	W				20	7
Oct. 23	+OLE MISS	7/NR	W				6	0
Oct. 30	*at Texas A&M	4/NR	W				14	7
Nov. 6	*+RICE	4/15	W				28	15
Nov. 13	*SMU (HC)	4/19		L			14	21
Nov. 20	#vs. LSU	9/NR		L			6	7
Nov. 27	at Houston	13/NR	W				19	0
Jan. 1	>vs. Georgia Tech	10/NR NBC-N	L				6	14

*Southwest Conference game

+Little Rock, Ark.

#Shreveport, La.

>1955 Cotton Bowl (Dallas, Texas)

2006



RAZORBACK FOOTBALL



HISTORY

ALL-TIME RESULTS



JACK MITCHELL

3 SEASONS — 1955-57, 17-12-1

Jack Mitchell led Arkansas to three winning seasons and consecutive wins over Texas in 1955 and 1956 and consecutive wins over unbeaten Ole Miss teams in 1956 and 1957 before leaving UA for Kansas following the 1957 season.

1955 • (5-4-1, 3-2-1 SWC – 4th)

Captains: Preston Carpenter, Henry Moore

DATE	OPPONENT	UA/OPP RANK	TV	W	L	T	UA	OPP
Sept. 17	(1) TULSA			W			21	6
Sept. 24	+(6) OKLA. A&M	17/NR		W			21	0
Oct. 1	*TCU	NR/10			L		0	26
Oct. 8	*at Baylor				L		20	25
Oct. 15	*+TEXAS			W			27	20
Oct. 22	at Ole Miss				L		7	17
Oct. 29	*TEXAS A&M (HC)	NR/11				T	7	7
Nov. 5	*at Rice		NA-R	W			10	0
Nov. 12	*at SMU		NA-R	W			6	0
Nov. 19	+LSU				L		7	13

+Little Rock, Ark.

*Southwest Conference game

1956 • (6-4-0, 3-3-0 SWC – 4th)

Captains: Neil Martin, Ted Souter

DATE	OPPONENT	UA/OPP RANK	TV	W	L	T	UA	OPP
Sept. 22	HARDIN-SIMMONS			W			21	6
Sept. 29	+(6) OKLAHOMA A&M			W			19	7
Oct. 6	*at TCU		NA-N		L		6	41
Oct. 13	*BAYLOR				L		7	14
Oct. 20	*at Texas			W			32	14
Oct. 27	+OLE MISS			W			14	0
Nov. 3	*at Texas A&M		NA-R		L		0	27
Nov. 10	*RICE (HC)			W			27	12
Nov. 17	+SMU			W			27	13
Nov. 24	#vs. LSU				L		7	21

+Little Rock, Ark.

*Southwest Conference game

#Shreveport, La.

1957 • (6-4-0, 2-4-0 SWC – T5th)

Captains: Jay Donathan, Gerald Nesbit, George Walker

DATE	OPPONENT	UA/OPP RANK	TV	W	L	T	UA	OPP
Sept. 21	+(6) OKLAHOMA STATE			W			12	0
Sept. 28	(1) TULSA			W			41	14
Oct. 5	*+TCU	NR/18		W			20	7
Oct. 12	*at Baylor	11/NR		W			20	17
Oct. 19	*TEXAS	10/NR			L		0	17
Oct. 26	#vs. Ole Miss	NR/6		W			12	6
Nov. 2	*TEXAS A&M (HC)	11/1			L		6	7
Nov. 9	*at Rice	12/NR	NA-R		L		7	13
Nov. 16	*at SMU				L		22	27
Nov. 23	+TEXAS TECH			W			47	26

+Little Rock, Ark.

*Southwest Conference game

#Memphis, Tenn.



FRANK BROYLES

19 SEASONS — 1958-76, 144-58-5

Frank Broyles' arrival at Arkansas prior to the 1958 season marked the beginning of a relationship between Broyles and the institution he has served as athletic director since 1973. With 144 wins in 19 seasons, Broyles ranks as the winningest and longest-tenured head football coach in UA history. His 1964 team went 11-0-0 to earn the school's only national championship and No. 1 final ranking by the Football Writers Association of America. He led the Razorbacks to 10 bowl appearances, including nine New Year's Day Bowls.

1958 • (4-6-0, 2-4-0 SWC – T5th)

Captains: Richard Bell, Billy Micheal

DATE	OPPONENT	UA/OPP RANK	TV	W	L	T	UA	OPP
Sept. 20	*+BAYLOR				L		0	12
Sept. 27	(1) TULSA				L		14	27
Oct. 4	*at TCU				L		7	12
Oct. 11	*RICE				L		0	24
Oct. 18	*TEXAS	NR/7			L		6	24
Oct. 25	+OLE MISS	NR/6			L		12	14
Nov. 1	*at Texas A&M			W			21	8
Nov. 8	+HARDIN-SIMMONS			W			60	15
Nov. 15	*SMU (HC)	NR/15		W			13	6
Nov. 22	at Texas Tech			W			14	8

*Southwest Conference game

+Little Rock, Ark.

1959 • SWC CO-CHAMPION • (9-2-0, 5-1-0 SWC – T1st)

9th AP/9th UPI • Captains: Billy Luplow, James Monroe, Barry Switzer

DATE	OPPONENT	UA/OPP RANK	TV	W	L	T	UA	OPP
Sept. 19	(1) TULSA			W			28	0
Sept. 26	+(6) OKLAHOMA STATE			W			13	7
Oct. 3	*TCU			W			3	0
Oct. 10	*at Baylor	19/NR		W			23	7
Oct. 17	*+TEXAS	12/3			L		12	13
Oct. 24	#vs. Ole Miss	10/4			L		0	28
Oct. 31	*TEXAS A&M (HC)	17/NR	NA-R	W			12	7
Nov. 7	*at Rice	16/NR		W			14	10
Nov. 14	*at SMU	20/NR	NA-R	W			17	14
Nov. 21	+TEXAS TECH	13/NR		W			27	8
Jan. 1	>vs. Georgia Tech	9/NR	NA-N	W			14	7

+Little Rock, Ark.

*Southwest Conference game

#Memphis, Tenn.

>1960 Gator Bowl (Jacksonville, Fla.)

1960 • SWC CHAMPION • (8-3-0, 6-1-0 SWC – 1st)

7th AP/7th UPI • Captains: Steve Butler, Wayne Harris

DATE	OPPONENT	UA/OPP RANK	TV	W	L	T	UA	OPP
Sept. 17	+(6) OKLA. STATE	19/NR		W			9	0
Sept. 24	(1) TULSA			W			48	7
Oct. 1	*at TCU	14/NR		W			7	0
Oct. 8	*BAYLOR	20/3			L		14	28
Oct. 15	*at Texas	NR/11	ABC-R	W			24	23
Oct. 22	+OLE MISS	14/2			L		7	10
Oct. 29	*at Texas A&M	12/NR		W			7	3
Nov. 5	*+RICE	16/10		W			3	0
Nov. 12	*SMU (HC)	9/NR		W			26	3
Nov. 19	*at Texas Tech	7/NR		W			34	6
Jan. 1	#vs. Duke	7/10	CBS-N		L		6	7

+Little Rock, Ark.

*Southwest Conference game

#1961 Cotton Bowl (Dallas, Texas)

1961 • SWC CO-CHAMPION • (8-3-0, 6-1-0 SWC – T1st)

9th AP/8th UPI • Captains: John Childress, Harold Horton, George McKinney

DATE	OPPONENT	UA/OPP RANK	TV	W	L	T	UA	OPP
Sept. 23	#at Ole Miss	12/9	ABC-N		L		0	16
Sept. 30	(1) TULSA			W			6	0
Oct. 7	*+TCU	NR/18		W			28	3
Oct. 14	*at Baylor	20/9		W			23	13
Oct. 21	*TEXAS	10/3			L		7	33
Oct. 28	+N'WESTERN (LA.) ST.			W			42	7
Nov. 4	*TEXAS A&M (HC)	22/NR		W			15	8
Nov. 11	*at Rice	18/NR		W			10	0
Nov. 18	*at SMU	14/NR		W			21	7
Nov. 25	*+TEXAS TECH	9/NR		W			28	0
Jan. 1	>vs. Alabama	9/1	NA-N		L		3	10

#Jackson, Miss.

*Southwest Conference game

+Little Rock, Ark.

>1962 Sugar Bowl (New Orleans, La.)

1962 • (9-2-0, 6-1-0 SWC – 2nd) • 6th AP/6th UPI

Captains: Billy Moore, Ray Trail

DATE	OPPONENT	UA/OPP RANK	TV	W	L	T	UA	OPP
Sept. 22	+(6) OKLA. STATE	15/NR		W			34	7
Sept. 29	(1) TULSA	11/NR		W			42	14
Oct. 6	*at TCU	15/NR		W			42	14
Oct. 13	*BAYLOR	8/NR		W			28	21
Oct. 20	*at Texas	7/1			L		3	7
Oct. 27	+HARDIN-SIMMONS	9/NR		W			49	7
Nov. 3	*at Texas A&M	8/NR		W			17	7
Nov. 10	*RICE (HC)	6/NR		W			28	14
Nov. 17	*+SMU	7/NR		W			9	7
Nov. 24	*at Texas Tech	7/NR		W			34	0
Jan. 1	#vs. Ole Miss	6/3	NBC-N		L		13	17

+Little Rock, Ark.

*Southwest Conference game

#1963 Sugar Bowl (New Orleans, La.)

1963 • (5-5-0, 3-4-0 SWC – 4th)

Captains: Jim Grizzle, Mike Parker

DATE	OPPONENT	UA/OPP RANK	TV	W	L	T	UA	OPP
Sept. 21	+(6) OKLA. STATE	8/NR		W			21	0
Sept. 28	+MISSOURI	8/NR			L		6	7
Oct. 5	*TCU	12/25		W			18	3
Oct. 12	*at Baylor	12/NR			L		10	14
Oct. 19	*+TEXAS	12/1			L		13	17
Oct. 26	(1) TULSA	11/NR		W			56	7
Nov. 2	*+TEXAS A&M	11/NR		W			21	7
Nov. 9	*at Rice		NA-R		L		0	7
Nov. 16	*at SMU				L		7	14
Nov. 23	*TEXAS TECH (HC)			W			27	20

+Little Rock, Ark.

*Southwest Conference game





HISTORY

ALL-TIME RESULTS

1964 • NATIONAL CHAMPION • SWC CHAMPION
(11-0-0, 7-0-0 SWC – 1st) • 1st FWAA/2nd AP/2nd UPI
Captains: seniors

DATE	OPPONENT	UA/OPP RANK	TV	W	L	T	UA	OPP
Sept. 19	+(6) OKLA. STATE	11/NR		W			14	10
Sept. 26	(1) TULSA	11/NR	NA-R	W			13	22
Oct. 3	*at TCU	11/NR		W			29	6
Oct. 10	*+BAYLOR	9/NR		W			17	6
Oct. 17	*at Texas	8/1		W			14	13
Oct. 24	+(3) WICHITA ST.	4/NR		W			17	0
Oct. 31	*at Texas A&M	4/NR		W			17	0
Nov. 7	*RICE	4/NR		W			21	0
Nov. 14	*SMU (HC)	3/NR		W			44	0
Nov. 21	*at Texas Tech	3/NR		W			17	0
Jan. 1	>vs. Nebraska	2/6 CBS-N		W			10	7

+Little Rock, Ark.
*Southwest Conference game
>1965 Cotton Bowl (Dallas, Texas)

1965 • SWC CHAMPION • (10-1-0, 7-0-0 SWC – 1st)
3rd AP/2nd UPI • Captains: seniors

DATE	OPPONENT	UA/OPP RANK	TV	W	L	T	UA	OPP
Sept. 18	+(6) OKLA. STATE	6/NR		W			28	14
Sept. 25	(1) TULSA	5/NR		W			20	12
Oct. 2	*+TCU	4/NR		W			28	0
Oct. 9	*at Baylor	3/NR		W			38	7
Oct. 16	*TEXAS	3/1 NBC-N		W			27	24
Oct. 23	+(11) N. TEXAS ST.	1/NR		W			55	20
Oct. 30	*+TEXAS A&M	2/NR		W			31	0
Nov. 6	*at Rice	2/NR		W			31	0
Nov. 13	*at SMU	2/NR		W			24	3
Nov. 20	*TEXAS TECH (HC)	2/9 NA-R		W			42	24
Jan. 1	>vs. LSU	2/15 CBS-N	L				7	14

+Little Rock, Ark.
*Southwest Conference game
>1966 Cotton Bowl (Dallas, Texas)

1966 • (8-2-0, 5-2-0 SWC – T2nd) • 13th UPI
Captains: seniors

DATE	OPPONENT	UA/OPP RANK	TV	W	L	T	UA	OPP
Sept. 17	+(6) OKLA. STATE	5/NR		W			14	10
Sept. 24	(1) TULSA	6/NR		W			27	8
Oct. 1	*at TCU	7/NR		W			21	0
Oct. 8	*BAYLOR	5/12			L		0	7
Oct. 15	*at Texas	12/NR NBC-R		W			12	7
Oct. 22	+(3) WICHITA ST.	11/NR		W			41	0
Oct. 29	*at Texas A&M	9/21		W			34	0
Nov. 5	*+RICE	8/NR		W			31	20
Nov. 12	*SMU (HC)	6/15		W			22	0
Nov. 19	*at Texas Tech	6/NR			L		16	21

+Little Rock, Ark.
*Southwest Conference game

1967 • (4-5-1, 3-3-1 SWC – 5th)
Captains: Hartford Hamilton, Ernest Ruple, Larry Watkins

DATE	OPPONENT	UA/OPP RANK	TV	W	L	T	UA	OPP
Sept. 23	+(6) OKLA. STATE	11/NR			L		6	7
Sept. 30	(1) TULSA				L		12	14
Oct. 7	*TCU			W			26	0
Oct. 14	*at Baylor					T	10	10
Oct. 21	*+TEXAS	ABC-N		L			12	21
Oct. 28	+KANSAS STATE			W			28	7
Nov. 4	*TEXAS A&M (HC)			L			21	33
Nov. 11	*at Rice			W			23	9
Nov. 18	*at SMU			W			35	17
Nov. 25	*+TEXAS TECH	NA-R	L				27	31

+Little Rock, Ark.
*Southwest Conference game

1968 • SWC CO-CHAMPION • (10-1-0, 6-1-0 SWC – T1st)
6th AP/9th UPI • Captains: Gary Adams, Jim Barnes

DATE	OPPONENT	UA/OPP RANK	TV	W	L	T	UA	OPP
Sept. 21	+(6) OKLA. STATE			W			32	15
Sept. 28	(1) TULSA			W			56	13
Oct. 5	*at TCU	20/NR		W			17	7
Oct. 12	*BAYLOR	14/NR		W			35	19
Oct. 19	*at Texas	9/17			L		29	39
Oct. 26	+N. TEXAS ST.	16/NR		W			17	15
Nov. 2	*at Texas A&M	17/NR		W			25	22
Nov. 9	*RICE (HC)	4/NR		W			46	21
Nov. 16	*+SMU	10/NR NA-R		W			35	29
Nov. 23	*at Texas Tech	9/NR		W			42	7
Jan. 1	>vs. Georgia	9/4 NBC-N		W			16	2

+Little Rock, Ark.
*Southwest Conference game
>1969 Sugar Bowl (New Orleans, La.)

1969 • (9-2-0, 6-1-0 SWC – 2nd) • 7th AP/3rd UPI
Captains: Rodney Brand, Bruce Maxwell, Cliff Powell, Terry Stewart

DATE	OPPONENT	UA/OPP RANK	TV	W	L	T	UA	OPP
Sept. 20	+(6) OKLA. STATE	2/NR		W			39	0
Sept. 27	(1) TULSA	3/NR		W			55	0
Oct. 4	*+TCU	3/NR		W			24	6
Oct. 11	*at Baylor	3/NR		W			21	7
Oct. 25	+(3) WICHITA ST.	4/NR		W			52	14
Nov. 1	*TEXAS A&M (HC)	4/NR ABC-R		W			35	13
Nov. 8	*at Rice	4/NR		W			30	6
Nov. 15	*at SMU	4/NR		W			28	15
Nov. 27	*+TEXAS TECH	2/NR NA-N		W			33	0
Dec. 6	*TEXAS	2/1 ABC-N	L				14	15
Jan. 1	>vs. Ole Miss	3/13 ABC-N	L				22	27

+Little Rock, Ark.
*Southwest Conference game
>1970 Sugar Bowl (New Orleans, La.)

1970 • (9-2-0, 6-1-0 SWC – 2nd) • 11th AP/12th UPI
Captains: Bill Burnett, Bill Montgomery, Dick Bumpas, Mike Boschetti

DATE	OPPONENT	UA/OPP RANK	TV	W	L	T	UA	OPP
Sept. 12	+STANFORD	4/10 NA-N	L				28	34
Sept. 19	+(6) OKLA. STATE	11/NR		W			23	7
Sept. 26	(1) TULSA	12/NR		W			26	7
Oct. 3	*at TCU	11/NR		W			49	14
Oct. 10	*+BAYLOR	10/NR		W			41	7
Oct. 24	+(3) WICHITA ST.	9/NR		W			62	0
Oct. 31	*at Texas A&M	8/NR		W			45	6
Nov. 7	*RICE	7/NR		W			38	14
Nov. 14	*SMU (HC)	7/NR		W			36	3
Nov. 21	*at Texas Tech	6/19		W			24	10
Dec. 5	*at Texas	4/1 NA-N	L				7	42

+Little Rock, Ark.
*Southwest Conference game

1971 • (8-3-1, 5-1-1 SWC – 2nd) • 16th AP/T20th UPI
Captains: David Hogue, Ronnie Jones, Mike Kelson, Kay Maybry, Bobby Nichols

DATE	OPPONENT	UA/OPP RANK	TV	W	L	T	UA	OPP
Sept. 11	+CALIFORNIA	7/NR		W			51	20
Sept. 18	+(6) OKLA. STATE	6/NR		W			18	10
Sept. 25	(1) TULSA	7/NR			L		20	21
Oct. 2	*TCU	18/NR		W			49	15
Oct. 9	*at Baylor	17/NR		W			35	7
Oct. 16	*+TEXAS	16/NR ABC-N		W			31	7
Oct. 23	N. TEXAS ST.	9/NR		W			60	21
Oct. 30	*+TEXAS A&M	8/NR			L		9	17
Nov. 6	*at Rice	16/NR				T	24	24
Nov. 13	*at SMU	18/NR ABC-R		W			18	13
Nov. 20	*TEXAS TECH (HC)	17/NR		W			15	0
Dec. 20	>vs. Tennessee	18/9 ABC-N	L				13	14

+Little Rock, Ark.
*Southwest Conference game
>1971 Liberty Bowl (Memphis, Tenn.)

1972 • (6-5-0, 3-4-0 SWC – T4th)
Captains: Louis Campbell, Jim Hodge, Tom Reed, Don Wunderly

DATE	OPPONENT	UA/OPP RANK	TV	W	L	T	UA	OPP
Sept. 9	+SOUTHERN CAL.	4/8			L		10	31
Sept. 23	+(6) OKLA. STATE			W			24	23
Sept. 30	(1) TULSA			W			21	20
Oct. 7	*at TCU			W			27	13
Oct. 14	*BAYLOR	20/NR		W			31	20
Oct. 21	*at Texas	17/14 ABC-N		L			15	35
Oct. 28	+N. TEXAS ST.	18/NR		W			42	16
Nov. 4	*at Texas A&M	20/NR			L		7	10
Nov. 11	*+RICE				L		20	23
Nov. 18	*SMU (HC)				L		7	22
Nov. 25	*at Texas Tech	NR/20		W			24	14

+Little Rock, Ark.
*Southwest Conference game

1973 • (5-5-1, 3-3-1 SWC – T4th)
Captains: Nick Avlos, Jack Ettinger, Steve Hedgepeth, Dickey Morton, Danny Rhodes

DATE	OPPONENT	UA/OPP RANK	TV	W	L	T	UA	OPP
Sept. 15	at Southern Cal.	NR/1			L		0	17
Sept. 22	+(6) OKLA. STATE	NA-R			L		6	38
Sept. 29	IOWA STATE			W			21	19
Oct. 6	*+TCU			W			13	5
Oct. 13	*at Baylor			W			13	7
Oct. 20	*TEXAS				L		6	34
Oct. 27	+(1) TULSA			W			20	6
Nov. 3	*TEXAS A&M (HC)			W			14	10
Nov. 10	*at Rice				L		7	17
Nov. 17	*at SMU					T	7	7
Nov. 24	*+TEXAS TECH	NR/12			L		17	24

+Little Rock, Ark.
*Southwest Conference game

2006



RAZORBACK FOOTBALL



HISTORY

ALL-TIME RESULTS

1974 • (6-4-1, 3-3-1 SWC – T4th)

Captains: Billy Burns, Rollen Smith

DATE	OPPONENT	UA/OPP RANK	TV	W	L	T	UA	OPP
Sept. 14	+SOUTHERN CAL.	NR/5		W			22	7
Sept. 21	+(6) OKLA. STATE	10/NR			L		7	26
Sept. 28	(1) TULSA			W			60	0
Oct. 5	*at TCU	20/NR		W			49	0
Oct. 12	*BAYLOR	14/NR			L		17	21
Oct. 19	*at Texas	NR/16 ABC-N			L		7	38
Oct. 26	+COLORADO ST.			W			43	9
Nov. 2	*at Texas A&M	NR/8			L		10	20
Nov. 9	*RICE (HC)			W			25	6
Nov. 16	*+SMU					T	24	24
Nov. 23	*at Texas Tech			W			21	13

+Little Rock, Ark.

*Southwest Conference game

1975 • SWC CO-CHAMPION • (10-2-0, 6-1-0 SWC – T1st)

7th AP/6th UPI • Captains: Scott Bull, Mike Campbell, Ike Forke, Hal McAfee

DATE	OPPONENT	UA/OPP RANK	TV	W	L	T	UA	OPP
Sept. 13	+AIR FORCE			W			35	0
Sept. 20	(6) at Okla. State	16/NR			L		13	20
Sept. 27	(1) TULSA			W			31	15
Oct. 4	*+TCU			W			19	8
Oct. 11	*at Baylor			W			41	3
Oct. 18	*TEXAS	20/8 ABC-R			L		18	24
Oct. 25	+UTAH STATE			W			31	0
Nov. 8	*at Rice			W			20	16
Nov. 15	*at SMU			W			35	7
Nov. 22	*TEXAS TECH (HC)	19/NR		W			31	14
Dec. 6	*+TEXAS A&M	18/2 ABC-N		W			31	6
Jan. 1	>vs. Georgia	18/19 CBS-N		W			31	10

+Little Rock, Ark.

*Southwest Conference game

>1976 Cotton Bowl (Dallas, Texas)

1976 • (5-5-1, 3-4-1 SWC – 6th) • Captains: seniors

DATE	OPPONENT	UA/OPP RANK	TV	W	L	T	UA	OPP
Sept. 11	+UTAH STATE	13/NR		W			33	16
Sept. 18	+(6) OKLA. STATE	12/NR		W			16	10
Sept. 25	(1) TULSA	12/NR			L		3	9
Oct. 2	*TCU			W			46	14
Oct. 23	*at Houston	15/14		W			14	7
Oct. 30	*RICE (HC)	14/NR		W			41	16
Nov. 6	*at Baylor	12/NR				T	7	7
Nov. 13	*+TEXAS A&M	13/16 ABC-N			L		10	31
Nov. 20	#vs. SMU				L		31	35
Nov. 27	*+TEXAS TECH	NR/9			L		7	30
Dec. 4	*at Texas	ABC-N			L		12	29

+Little Rock, Ark.

*Southwest Conference game

#Shreveport, La.



LOU HOLTZ

7 SEASONS — 1977-83, 60-21-2

One of just three head coaches to lead Arkansas to six consecutive bowl appearances, Lou Holtz's first Razorback team in 1977 recorded one of Arkansas' two 11-win seasons and posted one of the biggest upsets in school history with a 31-6 win over No. 2 Oklahoma in the 1978 Orange Bowl.

1977 • (11-1-0, 7-1-0 SWC – 2nd) • 3rd AP/3rd UPI

Captains: Leotis Harris, Steve Little, Howard Sampson

DATE	OPPONENT	UA/OPP RANK	TV	W	L	T	UA	OPP
Sept. 10	+NEW MEXICO ST.			W			53	10
Sept. 17	+(6) OKLA. STATE	NR/15		W			28	6
Sept. 24	(1) TULSA	16/NR		W			37	3
Oct. 1	*at TCU	12/NR		W			42	6
Oct. 15	*TEXAS	9/2 ABC-N			L		9	13
Oct. 22	*+HOUSTON	9/NR		W			34	0
Oct. 29	*at Rice	8/NR		W			30	7
Nov. 5	*+BAYLOR	8/NR		W			35	9
Nov. 12	*at Texas A&M	8/11		W			26	20
Nov. 19	*SMU (HC)	8/NR		W			47	7
Nov. 24	*at Texas Tech	6/NR NA-N		W			17	14
Jan. 2	>vs. Oklahoma	6/2 NBC-N		W			31	6

+Little Rock, Ark.

*Southwest Conference game

>1978 Orange Bowl (Miami, Fla.)

1978 • (9-2-1, 6-2-0 SWC – T2nd) • 11th AP/10th UPI

Captains: Ron Calcagni, Ben Cowins, Larry Jackson, Jimmy Walker

DATE	OPPONENT	UA/OPP RANK	TV	W	L	T	UA	OPP
Sept. 16	+VANDERBILT	2/NR		W			48	17
Sept. 23	(6) at Okla. State	2/NR		W			19	7
Sept. 30	(1) TULSA	2/NR		W			21	13
Oct. 7	*+TCU	4/NR ABC-R		W			42	3
Oct. 21	*at Texas	3/8			L		21	28
Oct. 28	*at Houston	9/11			L		9	20
Nov. 4	*RICE (HC)	17/NR		W			37	7
Nov. 11	*at Baylor	16/NR		W			27	14
Nov. 18	*+TEXAS A&M	13/NR ABC-R		W			26	7
Nov. 25	*at SMU	11/NR		W			27	14
Dec. 2	*TEXAS TECH	8/NR		W			49	7
Dec. 25	>vs. UCLA	8/15 NBC-N				T	10	10

+Little Rock, Ark.

*Southwest Conference game

>1978 Fiesta Bowl (Tempe, Ariz.)

1979 • SWC CO-CHAMP • (10-2-0, 7-1-0 SWC – T1st)

8th AP/9th UPI • Captains: Jim Howard, Roland Sales

DATE	OPPONENT	UA/OPP RANK	TV	W	L	T	UA	OPP
Sept. 15	+COLORADO ST.	17/NR		W			36	3
Sept. 22	+(6) OKLA. STATE	15/NR		W			27	7
Sept. 29	(1) TULSA	13/11		W			33	8
Oct. 6	*at TCU	13/NR		W			16	13
Oct. 13	*at Texas Tech	12/NR ABC-R		W			20	6
Oct. 20	*+TEXAS	10/2		W			17	14
Oct. 27	*HOUSTON	4/6 ABC-N			L		10	13
Nov. 3	*at Rice	9/NR		W			34	7
Nov. 10	*BAYLOR (HC)	9/17		W			29	20
Nov. 17	*at Texas A&M	8/NR		W			22	10
Nov. 24	*+SMU	7/NR		W			31	7
Jan. 1	>vs. Alabama	6/2 ABC-N			L		9	24

+Little Rock, Ark.

*Southwest Conference game

>1980 Sugar Bowl (New Orleans, La.)

1980 • (7-5-0, 3-5-0 SWC – T6th)

Captains: Keith Houfek, George Stewart

DATE	OPPONENT	UA/OPP RANK	TV	W	L	T	UA	OPP
Sept. 1	*at Texas	6/10 ABC-N			L		17	23
Sept. 20	+(6) OKLA. STATE	17/NR		W			33	20
Sept. 27	(1) TULSA	15/NR		W			13	10
Oct. 4	*TCU	14/NR		W			44	7
Oct. 11	(3) WICHITA ST.	15/NR		W			27	7
Oct. 25	*at Houston	15/NR			L		17	24
Nov. 1	*+RICE					L	16	17
Nov. 8	*at Baylor	NR/16 NA-R			L		15	42
Nov. 15	*TEXAS A&M (HC)	ABC-R		W			27	24
Nov. 22	*at SMU				L		7	31
Nov. 29	*+TEXAS TECH			W			22	16
Dec. 27	>vs. Tulane	NA-N		W			34	15

*Southwest Conference game

+Little Rock, Ark.

>1980 Hall of Fame Bowl (Birmingham, Ala.)

1981 • (8-4-0, 5-3-0 SWC – 4th) • 16th UPI

Captains: Darryl Mason, Teddy Morris

DATE	OPPONENT	UA/OPP RANK	TV	W	L	T	UA	OPP
Sept. 12	(1) TULSA			W			14	10
Sept. 19	+NORTHWESTERN			W			38	7
Sept. 26	#at Ole Miss			W			27	13
Oct. 3	*at TCU	18/NR			L		24	28
Oct. 10	*at Texas Tech	ABC-R		W			26	14
Oct. 17	*TEXAS	NR/1		W			42	11
Oct. 24	*+HOUSTON	12/NR			L		17	20
Oct. 31	*at Rice	20/NR		W			41	7
Nov. 7	*+BAYLOR	19/NR ESPN-N		W			41	39
Nov. 14	*at Texas A&M	16/NR ABC-R		W			10	7
Nov. 21	*SMU (HC)	16/6			L		18	32
Dec. 28	>vs. N. Carolina	NR/10 ABC-N			L		27	31

+Little Rock, Ark.

*Southwest Conference game

#Jackson, Miss.

>1981 Gator Bowl (Jacksonville, Fla.)

1982 • (9-2-1, 5-2-1 SWC – 3rd)

9th AP/8th UPI/8th USA Today • Capts.: Gary Anderson, Jessie Clark, Richard Richardson, Billy Ray Smith

DATE	OPPONENT	UA/OPP RANK	TV	W	L	T	UA	OPP
Sept. 11	(1) TULSA	13/NR		W			38	0
Sept. 18	+NAVY	9/NR		W			29	17
Sept. 25	+OLE MISS	9/NR		W			14	12
Oct. 2	*+TCU	10/NR TBS-N		W			35	0
Oct. 9	*TEXAS TECH	9/NR		W			21	3
Oct. 23	*at Houston	6/NR CBS-R		W			38	3
Oct. 30	*RICE (HC)	5/NR		W			24	6
Nov. 6	*at Baylor	5/NR			L		17	24
Nov. 13	*+TEXAS A&M	10/NR		W			35	0
Nov. 20	*at SMU	9/2 ABC-R				T	17	17
Dec. 4	*at Texas	6/12 ABC-N			L		7	33
Dec. 31	>vs. Florida	14/NR Mizlou-N		W			28	24

+Little Rock, Ark.

*Southwest Conference game

>1982 Bluebonnet Bowl (Houston, Texas)





HISTORY

ALL-TIME RESULTS

1983 • (6-5-0, 4-4-0 SWC – 5th)

Captains: Ron Faurot, Mark Mistler, Milton Fields

DATE	OPPONENT	UA/OPP RANK	TV	W	L	T	UA	OPP
Sept. 10	(1) TULSA			W			17	14
Sept. 17	+NEW MEXICO			W			17	0
Sept. 24	#at Ole Miss	NA-R		L			10	13
Oct. 1	*at TCU			W			38	21
Oct. 15	*+TEXAS	NR/2 CBS-R		L			15	31
Oct. 22	*HOUSTON			W			24	3
Oct. 29	*+RICE			W			35	0
Nov. 5	*BAYLOR (HC)			L			21	24
Nov. 12	*at Texas A&M			L			23	36
Nov. 19	*+SMU	NR/6 ABC-R		L			0	17
Nov. 26	*at Texas Tech			W			16	13

+Little Rock, Ark.

#Jackson, Miss.

*Southwest Conference game



KEN HATFIELD

6 SEASONS — 1984-89, 55-17-1

One of just two Arkansas graduates to serve as head football coach at his alma mater, Ken Hatfield posted a UA best .760 winning percentage and averaged better than nine wins per season during his six-year tenure. Hatfield led the Razorbacks to a bowl game all six years.

1984 • (7-4-1, 5-3-0 SWC – T3rd)

Captains: Marcus Elliott, Mark Lee

DATE	OPPONENT	UA/OPP RANK	TV	W	L	T	UA	OPP
Sept. 15	+OLE MISS					T	14	14
Sept. 22	(1) TULSA			W			18	9
Sept. 29	+NAVY	ESPN-N	W				33	10
Oct. 6	*TCU			L			31	32
Oct. 13	*+TEXAS TECH			W			24	0
Oct. 20	*at Texas	NR/3		L			18	24
Oct. 27	*at Houston			W			17	3
Nov. 3	*+RICE			W			28	6
Nov. 10	*at Baylor			W			14	9
Nov. 17	*TEXAS A&M (HC)	Raycom-R	W				28	0
Nov. 24	*at SMU	ESPN-N	L				28	31
Dec. 27	>vs. Auburn	NR/11 KATZ-N	L				15	21

+Little Rock, Ark.

*Southwest Conference game

>1984 Liberty Bowl (Memphis, Tenn.)

1985 • (10-2-0, 6-2-0 SWC – T2nd)

12th AP/12th UPI/15th USA Today • Capts.: David Bazzel, Greg Lasker, Nick Miller, Andy Upchurch

DATE	OPPONENT	UA/OPP RANK	TV	W	L	T	UA	OPP
Sept. 14	#at Ole Miss	14/NR		W			24	19
Sept. 21	+(1) TULSA	14/NR		W			24	0
Sept. 28	+N. MEXICO ST.	10/NR		W			45	13
Oct. 5	*at TCU	10/NR Raycom-R	W				41	0
Oct. 12	*at Texas Tech	6/NR		W			30	7
Oct. 19	*TEXAS	4/NR ABC-R	L				13	15
Oct. 26	*+HOUSTON	14/NR Raycom-R	W				57	27
Nov. 2	*at Rice	14/NR		W			30	15
Nov. 9	*+BAYLOR	12/11 ABC-R	W				20	14
Nov. 16	*at Texas A&M	9/NR ESPN-N	L				6	10
Nov. 23	*SMU (HC)	18/NR		W			15	9
Dec. 22	>vs. Arizona St.	14/NR LSN-N	W				18	17

#Jackson, Miss.

+Little Rock, Ark.

*Southwest Conference game

>1985 Holiday Bowl

1986 • (9-3-0, 6-2-0 SWC – T2nd)

15th AP/16th UPI/17th USA Today

Captains: James Shibest, Derrick Thomas, Theo Young

DATE	OPPONENT	UA/OPP RANK	TV	W	L	T	UA	OPP
Sept. 13	+OLE MISS	18/NR		W			21	0
Sept. 20	(1) TULSA	12/NR		W			34	17
Sept. 27	+N. MEXICO ST.	9/NR		W			42	11
Oct. 4	*TCU	8/NR Raycom-R	W				34	17
Oct. 11	*TEXAS TECH	8/NR		L			7	17
Oct. 18	*at Texas	14/NR ESPN-N	W				21	14
Oct. 25	*at Houston	14/NR	W				30	13
Nov. 1	*RICE (HC)	13/NR		W			45	14
Nov. 8	*at Baylor	10/NR Raycom-R	L				14	29
Nov. 15	*+TEXAS A&M	17/7 ABC-R	W				14	10
Nov. 22	*at SMU	11/NR		W			41	0
Jan. 1	>vs. Oklahoma	9/3 NBC-N	L				8	42

+Little Rock, Ark.

*Southwest Conference game

>1987 Orange Bowl (Miami, Fla.)

1987 • (9-4-0, 5-2-0 SWC – T2nd)

Captains: Chris Bequette, Tony Cherico, Greg Thomas, Rickey Williams

DATE	OPPONENT	UA/OPP RANK	TV	W	L	T	UA	OPP
Sept. 12	#at Ole Miss	13/NR		W			31	10
Sept. 19	(1) TULSA	12/NR NA-R	W				30	15
Sept. 26	+MIAMI (FLA.)	10/5 ESPN-N	L				7	51
Oct. 3	*at TCU			W			20	10
Oct. 10	*at Texas Tech	20/NR		W			31	0
Oct. 17	*+TEXAS	15/NR ESPN-N	L				14	16
Oct. 24	*HOUSTON			W			21	17
Oct. 31	*at Rice	NA-R	W				38	14
Nov. 7	*BAYLOR (HC)			W			10	7
Nov. 14	*at Texas A&M	20/19		L			0	14
Nov. 28	+NEW MEXICO			W			43	25
Dec. 5	at Hawaii	ESPN-N	W				38	20
Dec. 29	>vs. Georgia	NR/15 Raycom-N	L				17	20

#Jackson, Miss.

+Little Rock, Ark.

*Southwest Conference game

>1987 Liberty Bowl (Memphis, Tenn.)

1988 • SWC CHAMPION • (10-2-0, 7-0-0 SWC – 1st)

12th AP/13th UPI/14th USA Today • Captains: Steve Atwater, John Bland, Odis Lloyd, Kerry Owens

DATE	OPPONENT	UA/OPP RANK	TV	W	L	T	UA	OPP
Sept. 3	+PACIFIC (CALIF.)			W			63	14
Sept. 10	(1) TULSA			W			30	26
Sept. 17	+OLE MISS			W			21	13
Oct. 1	*TCU	Raycom-R	W				53	10
Oct. 8	*+TEXAS TECH	20/NR		W			31	10
Oct. 15	*at Texas	17/NR HSE-R	W				27	24
Oct. 22	*at Houston	13/NR Raycom-R	W				26	21
Oct. 29	*+RICE	11/NR	W				21	14
Nov. 5	*at Baylor	11/NR HSE-R	W				33	3
Nov. 12	*TEXAS A&M (HC)	11/NR HSE-R	W				25	20
Nov. 26	at Miami (Fla.)	8/3 CBS-N	L				16	18
Jan. 2	>vs. UCLA	8/9 CBS-N	L				3	17

+Little Rock, Ark.

*Southwest Conference game

>1989 Cotton Bowl (Dallas, Texas)

1989 • SWC CHAMPION • (10-2-0, 7-1-0 SWC – 1st)

13th AP/13th UPI/13th USA Today • Captains: Anthony Cooney, Elbert Crawford, Tim Horton, Michael Sheperd

DATE	OPPONENT	UA/OPP RANK	TV	W	L	T	UA	OPP
Sept. 16	(1) TULSA	9/NR		W			26	7
Sept. 23	#at Ole Miss	8/NR		W			24	7
Sept. 30	+TEXAS-EL PASO	8/NR		W			39	7
Oct. 7	*at TCU	7/NR		W			41	19
Oct. 14	*at Texas Tech	7/NR		W			45	13
Oct. 21	*TEXAS	7/NR Raycom-R	L				20	24
Oct. 28	*+HOUSTON	18/12		W			45	39
Nov. 4	*at Rice	11/NR Raycom-R	W				38	17
Nov. 11	*BAYLOR (HC)	10/NR ESPN-N	W				19	10
Nov. 24	*at Texas A&M	9/14 CBS-N	W				23	22
Dec. 2	*+SMU	9/NR		W			38	24
Jan. 1	>vs. Tennessee	10/8 CBS-N	L				27	31

#Jackson, Miss.

+Little Rock, Ark.

*Southwest Conference game

>1990 Cotton Bowl (Dallas, Texas)



JACK CROWE

2+ SEASONS — 1990-92, 9-15-0

Arkansas' final head coach of the Southwest Conference era, Jack Crowe directed the Razorbacks to a 14-13 win in their last meeting with rival Texas as league foes and an Independence Bowl berth in 1991.

1990 • (3-8-0, 1-7-0 SWC – 8th)

Captains: Quinn Grovey, Chad Rolan

DATE	OPPONENT	UA/OPP RANK	TV	W	L	T	UA	OPP
Sept. 15	(1) TULSA	15/NR		W			28	3
Sept. 22	+OLE MISS	13/NR Raycom-R	L				17	21
Sept. 29	+COLORADO ST.	23/NR		W			31	20
Oct. 6	*+TCU	21/NR		L			26	54
Oct. 13	*TEXAS TECH (HC)			L			44	49
Oct. 20	*at Texas	NR/19 Raycom-R	L				17	49
Oct. 27	*at Houston	NR/6		L			28	62
Nov. 3	*+RICE			L			11	19
Nov. 10	*at Baylor	Raycom-R	L				3	34
Nov. 17	*TEXAS A&M			L			16	20
Nov. 24	*at SMU			W			42	29

+Little Rock, Ark.

*Southwest Conference game

1991 • (6-6-0, 5-3-0 SWC – T2nd)

Captains: Kirk Collins, Mark Henry

DATE	OPPONENT	UA/OPP RANK	TV	W	L	T	UA	OPP
Aug. 31	+MIAMI (FLA.)	NR/3 ABC-N	L				3	31
Sept. 7	*+SMU			W			17	6
Sept. 21	(13) SW LOUISIANA			W			9	7
Sept. 28	#at Ole Miss			L			17	24
Oct. 5	*at TCU			W			22	21
Oct. 12	*HOUSTON (HC)			W			29	17
Oct. 19	*+TEXAS	25/NR Raycom-R	W				14	13
Nov. 2	*BAYLOR	24/21 ABC-N	L				5	9
Nov. 9	*at Texas Tech			L			21	38
Nov. 16	*at Texas A&M	NR/13 ESPN-N	L				3	13
Nov. 23	*+RICE			W			20	0
Dec. 29	>vs. Georgia	NR/24 ABC-N	L				15	24

+Little Rock, Ark.

#Jackson, Miss.

>1991 Independence Bowl (Shreveport, La.)

2006



RAZORBACK FOOTBALL



HISTORY

ALL-TIME RESULTS

ARKANSAS JOINS SOUTHEASTERN CONFERENCE

1992 • (3-7-1, 3-4-1 SEC/Western Division – 4th)

Captains: Darwin Ireland, E.D. Jackson, Owen Kelly

DATE	OPPONENT	UA/OPP RANK	TV	W	L	T	UA	OPP
Sept. 5	THE CITADEL			L			3	10



JOE KINES

1 SEASON — 1992, 3-6-1

Named interim head coach after the first game of the 1992 season, Joe Kines' 10-game tenure included Arkansas' first-ever Southeastern Conference win and the Razorbacks' first-ever win at Tennessee.

DATE	OPPONENT	UA/OPP RANK	TV	W	L	T	UA	OPP
Sept. 12	*at South Carolina			W			45	7
Sept. 19	*+ALABAMA	NR/9		L			11	38
Sept. 26	(12) at Memphis St.			L			6	22
Oct. 3	*GEORGIA (HC)	NR/16	JP-R	L			3	27
Oct. 10	*at Tennessee	NR/4	JP-R	W			25	24
Oct. 17	*+OLE MISS			L			3	17
Oct. 31	*at Auburn			T			24	24
Nov. 7	*(8) at Miss. State	NR/19	JP-R	L			3	10
Nov. 21	+SMU			L			19	24
Nov. 27	*LSU	ESPN-N	W				30	6

*Southeastern Conference game
+Little Rock, Ark.



DANNY FORD

5 SEASONS — 1993-97, 26-30-1

The architect of Clemson's 1981 national championship, Danny Ford directed Arkansas to its first Southeastern Conference Western Division title and first SEC championship game appearance in 1995. His tenure included two on-the-field wins at Alabama, his alma mater, and another win over the Crimson Tide by NCAA sanction.

1993 • (6-4-1, 4-3-1 SEC/Western Division – 2nd)

Captains: Kirk Botkin, Tyrone Chatman

DATE	OPPONENT	UA/OPP RANK	TV	W	L	T	UA	OPP
Sept. 4	at SMU			W			10	6
Sept. 11	*S. CAROLINA	NR/19		W			18	17
Sept. 18	*@at Alabama	NR/2	JP-R	W			3	43
Sept. 25	+(12) MEMPHIS ST.			L			0	6
Oct. 2	*at Georgia			W			20	10
Oct. 9	*+TENNESSEE	NR/11	JP-R	L			14	28
Oct. 16	*#at Ole Miss		JP-R	L			0	19
Oct. 30	*+AUBURN (HC)			L			21	31
Nov. 6	*(8) +Miss. St.			T			13	13
Nov. 13	TULSA		W				24	11
Nov. 27	*at LSU	ESPN-N	W				42	24

*Southeastern Conference game
@Arkansas victory by NCAA-imposed forfeit
+Little Rock, Ark.

#Jackson, Miss.
NOTE: SEC Western Division championship vacated by Alabama per NCAA sanction in 1993.

1994 • (4-7-0, 2-6-0 SEC/Western Division – T4th)

Captains: Jason Allen, Willie Johnson

DATE	OPPONENT	UA/OPP RANK	TV	W	L	T	UA	OPP
Sept. 3	+SMU			W			34	14
Sept. 10	*at South Carolina			L			0	14
Sept. 17	*ALABAMA	NR/12	ABC-R	L			6	13
Sept. 25	(12) at Memphis			L			15	16
Oct. 1	*+VANDERBILT			W			42	6
Oct. 8	*at Tennessee			L			21	38
Oct. 15	*OLE MISS (HC)			W			31	7
Oct. 29	*at Auburn	NR/4	JP-R	L			14	31
Nov. 5	*(8) at Miss. State	NR/24	JP-R	L			7	17
Nov. 12	NORTHERN ILLINOIS			W			30	27
Nov. 26	*+LSU			L			12	30

+Little Rock, Ark.
*Southeastern Conference game

1995 • SEC WESTERN DIVISION CHAMPION

(8-5-0, 6-2-0 SEC/Western Division – 1st)

Captains: Steve Conley, Barry Lunney Jr.

DATE	OPPONENT	UA/OPP RANK	TV	W	L	T	UA	OPP
Sept. 2	at SMU			L			14	17
Sept. 9	*SOUTH CAROLINA			W			51	21
Sept. 16	*at Alabama	NR/13	JP-R	W			20	19
Sept. 23	+(12) MEMPHIS			W			27	20
Sept. 30	*at Vanderbilt	23/NR		W			35	7
Oct. 7	*TENNESSEE (HC)	18/10		L			31	49
Oct. 14	*#at Ole Miss			W			13	6
Oct. 28	*+AUBURN	NR/11	ESPN-N	W			30	28
Nov. 4	*+(8) MISS. ST.	18/NR	JP-R	W			26	21
Nov. 11	(13) SW LOUISIANA	15/NR		W			24	13
Nov. 18	*at LSU	14/NR	ABC-R	L			0	28
Dec. 2	<vs. Florida	23/2	ABC-N	L			3	34
Dec. 30	>vs. North Carolina	24/NR	TBS-N	L			10	20

*Southeastern Conference
+Little Rock, Ark.
#Memphis, Tenn.
<1995 SEC Championship Game (Atlanta, Ga.)
>1995 CarQuest Bowl (Miami, Fla.)

1996 • (4-7-0, 2-6-0 SEC/Western Division – 5th)

Captains: Scott Rivers, Mark Smith

DATE	OPPONENT	UA/OPP RANK	TV	W	L	T	UA	OPP
Sept. 7	SMU			L			10	23
Sept. 21	*+ALABAMA	NR/13	JP-R	L			7	17
Sept. 28	(14) NE LOUISIANA			W			38	21
Oct. 5	*FLORIDA	NR/1	JP-R	L			7	42
Oct. 12	+LOUISIANA TECH			W			38	21
Oct. 19	*at South Carolina			L			17	23
Nov. 2	*at Auburn	ESPN2-N		L			7	28
Nov. 9	*OLE MISS (HC)			W			13	7
Nov. 16	*at Tennessee	NR/12	JP-R	L			14	55
Nov. 23	*(8) at Miss. State			W (OT)			16	13
Nov. 29	*+LSU	NR/19	CBS-N	L			7	17

*Southeastern Conference game
+Little Rock, Ark.

1997 • (4-7-0, 2-6-0 SEC/Western Division – T5th)

Captains: Ken Anderson, Anthony Eubanks

DATE	OPPONENT	UA/OPP RANK	TV	W	L	T	UA	OPP
Sept. 6	(14) NE LOUISIANA			W			28	16
Sept. 13	#vs. SMU			L			9	31
Sept. 20	*at Alabama	NR/11	JP-R	W			17	16
Sept. 27	+LOUISIANA TECH			W			17	13
Oct. 4	*at Florida	NR/1	ESPN2-N	L			7	56
Oct. 18	*+SOUTH CAROLINA			L			13	39
Oct. 25	*AUBURN (HC)	NR/11	ESPN2-N	L			21	26
Nov. 6	*at Ole Miss	ESPN-N		L			9	19
Nov. 15	*+TENNESSEE	NR/5	ESPN2-N	L			22	30
Nov. 22	*(8) MISS. STATE	NR/14		W			17	7
Nov. 28	*at LSU	NR/17	CBS-N	L			21	31

#Shreveport, La.
*Southeastern Conference game
+Little Rock, Ark.



HOUSTON NUTT

8 SEASONS — 1998-, 53-33-0

Houston Nutt is the third Arkansas head coach to take the Razorbacks to a bowl game in each of his first six seasons. He has led the Hogs to two SEC Western Division crowns, two bowl victories, two final national rankings and three nine-win seasons. Nutt's 8-0 start in 1998 marked the best debut ever for a UA head coach and helped UA reach its first New Year's Day game since 1990. In 2001, Nutt was voted SEC Coach of the Year by the Associated Press and league coaches.

1998 • SEC WESTERN DIVISION CO-CHAMPION

(9-3-0, 6-2-0 SEC/Western Division – T1st)

16th AP/17th USA Today • Captains: Brandon Bursworth, Grant Garrett, Ryan Hale, Madre Hill

DATE	OPPONENT	UA/OPP RANK	TV	W	L	T	UA	OPP
Sept. 5	(13) LA-LAFAYETTE			W			38	17
Sept. 19	+SMU			W			44	17
Sept. 26	*ALABAMA	NR/22	ESPN2-N	W			42	6
Oct. 3	*+KENTUCKY	22/NR	ESPN2-N	W			27	20
Oct. 10	(12) at Memphis	20/NR	FX-N	W			23	9
Oct. 17	*at South Carolina	17/NR		W			41	28
Oct. 31	*at Auburn	14/NR		W			24	21
Nov. 7	*OLE MISS (HC)	11/NR	JP-R	W			34	0
Nov. 14	*at Tennessee	10/1	CBS-R	L			24	28
Nov. 21	*(8) at Miss. State	9/NR	JP-R	L			21	22
Nov. 27	*+LSU	13/NR	CBS-N	W			41	14
Jan. 1	>vs. Michigan	11/15	ABC-N	L			31	45

+Little Rock, Ark.
*Southeastern Conference game
>1999 Florida Citrus Bowl (Orlando, Fla.)

1999 • (8-4-0, 4-4-0 SEC/Western Division – T3rd)

17th AP/19th USA Today • Captains: David Barrett, Keny Kennedy, Anthony Lucas, Clint Stoerner

DATE	OPPONENT	UA/OPP RANK	TV	W	L	T	UA	OPP
Sept. 4	at SMU	18/NR		W			26	0
Sept. 18	+(14) LA-MONROE	15/NR		W			44	6
Sept. 25	*at Alabama	14/NR	CBS-N	L			28	35
Oct. 2	*at Kentucky	20/NR		L			20	31
Oct. 9	MIDDLE TENN.			W			58	6
Oct. 16	*+SOUTH CAROLINA			W			48	14
Oct. 30	*AUBURN (HC)		JP-R	W			34	10
Nov. 6	*at Ole Miss	NR/23	ESPN2-N	L			16	38
Nov. 13	*TENNESSEE	NR/3	JP-R	W			28	24
Nov. 20	*+(8) MISS. ST.	22/12	ESPN2-N	W			14	9
Nov. 26	*at LSU	17/NR	CBS-N	L			10	35
Jan. 1	>vs. Texas	24/14	Fox-N	W			27	6

+Little Rock, Ark.
*Southeastern Conference game
>2000 Cotton Bowl (Dallas, Texas)

2000 • (6-6-0, 3-5-0 SEC/Western Division – T5th)

Captains: Quinton Caver, Randy Garner, Michael Snowden, Rod Stinson

DATE	OPPONENT	UA/OPP RANK	TV	W	L	T	UA	OPP
Sept. 2	+(5) SW MISSOURI ST.			W			38	0
Sept. 9	+BOISE STATE			W			38	31
Sept. 23	*ALABAMA	ESPN2-N	W				28	21
Sept. 30	*GEORGIA	NR/25	JP-R	L			7	38
Oct. 7	(14) LA-MONROE (HC)			W			52	6
Oct. 14	*at South Carolina	NR/24	JP-R	L			27	7
Oct. 28	*at Auburn	NR/25		L			19	21
Nov. 4	*OLE MISS			L			24	38
Nov. 11	*at Tennessee	JP-R	L				20	63
Nov. 18	*(8) at Miss. State	NR/13	W (OT)				17	10
Nov. 24	*+LSU	NR/24	CBS-N	W			14	3
Dec. 21	>vs. UNLV	ESPN2-N	L				14	31

+Little Rock, Ark.
*Southeastern Conference game
>Las Vegas Bowl IX (Las Vegas, Nev.)





HISTORY

ALL-TIME RESULTS

2001 • (7-5, 4-4 SEC/Western Division – T3rd)

Captains: Curt Davis, Carlos Hall, Kenny Sandlin, La'Zerius White

DATE	OPPONENT	UA/OPP RANK	TV	W	L	T	UA	OPP
Aug. 30	+UNLV		ESPN-N	W			14	10
Sept. 8	*TENNESSEE	NR/8	ESPN2-N	L	3		13	
Sept. 22	*at Alabama		CBS-N	L	10		31	
Sept. 29	*at Georgia		ESPN2-N	L	23		34	
Oct. 6	WEBER ST.			W			42	19
Oct. 13	*+S. CAROLINA	NR/9	CBS-N	W	10		7	
Oct. 27	*AUBURN	NR/17	JP-R	W	42		17	
Nov. 3	*at Ole Miss		ESPN2-N	W (7 OT)	58		56	
Nov. 10	CENTRAL FLORIDA (HC)			W			27	20
Nov. 17	*MISSISSIPPI ST.			W			24	21
Nov. 23	*at LSU	24/NR	CBS-N	L	38		41	
Jan. 1	>vs. Oklahoma	NR/10	Fox-N	L	3		10	

+Little Rock, Ark.
 *Southeastern Conference game
 >2002 Cotton Bowl (Dallas, Texas)

2002 • SEC WESTERN DIVISION CO-CHAMPION

(9-5, 5-3 SEC/Western Division – T1st)

Captains: Richie Butler, Chuck Nalley, Sparky Hamilton, Raymond House, Fred Talley, Gavin Walls

DATE	OPPONENT	UA/OPP RANK	TV	W	L	T	UA	OPP
Sept. 7	BOISE ST.			W			41	14
Sept. 14	+SOUTH FLORIDA			W			42	3
Sept. 28	*ALABAMA		ESPN-N	L	12		30	
Oct. 5	*at Tennessee	NR/10	ESPN-N	L (6 OT)	38		41	
Oct. 12	*at Auburn	NR/24	JP-R	W	38		17	
Oct. 19	*KENTUCKY			L	17		29	
Oct. 26	*OLE MISS (HC)			W	48		28	
Nov. 2	+TROY ST.			W			23	0
Nov. 9	*at South Carolina		JP-R	W	23		0	
Nov. 16	LA.-LAFAYETTE			W			24	17
Nov. 23	*at Mississippi St.			W			26	19
Nov. 29	*+LSU	NR/18	CBS-N	W	21		20	
Dec. 7	vs. <Georgia	22/4	CBS-N	L	3		30	
Dec. 30	vs. >Minnesota		ESPN-N	L	14		29	

+Little Rock, Ark.
 *Southeastern Conference game
 <2002 SEC Championship Game (Atlanta, Ga.)
 >2002 Gaylord Hotels Music City Bowl (Nashville, Tenn.)

2003 • (9-4, 4-4 SEC/Western Division – 4th)

Captains: Jimmy Beasley, Tony Bua, Bo Lacy, Caleb Miller, Justin Scott, George Wilson

DATE	OPPONENT	UA/OPP RANK	TV	W	L	T	UA	OPP
Sept. 6	TULSA			W			45	13
Sept. 13	at Texas	NR/5	ABC-R	W	38		28	
Sept. 20	+NORTH TEXAS	14/NR		W	31		7	
Sept. 27	*at Alabama	9/NR	CBS-N	W (2 OT)	34		31	
Oct. 11	*AUBURN (HC)	7/NR	JP-R	L	3		10	
Oct. 18	*FLORIDA	11/NR	CBS-N	L	28		33	
Oct. 25	*at Ole Miss	21/NR	ESPN2-N	L	7		19	
Nov. 1	*at Kentucky		ESPN2-N	W (7 OT)	71		63	
Nov. 6	*+SOUTH CAROLINA		ESPN-N	W	28		6	
Nov. 15	NEW MEXICO ST.			W	48		20	
Nov. 22	*MISSISSIPPI ST.			W	52		6	
Nov. 28	*at LSU	NR/3	CBS-N	L	24		55	
Dec. 31	>vs. Missouri		ESPN-N	W	27		14	

+Little Rock, Ark.
 *Southeastern Conference game
 >2003 Mainstay Independence Bowl (Shreveport, La.)

2004 • (5-6, 3-5 SEC/Western Division – T3rd)

Captains: DeCori Birmingham, Arriion Dixon, Steven Harris, Jeb Huckeba, Matt Jones, Marcus Whitmore

DATE	OPPONENT	UA/OPP RANK	TV	W	L	T	UA	OPP
Sept. 4	NEW MEXICO ST.			W			63	13
Sept. 11	TEXAS	NR/7	ESPN-N	L	20		22	
Sept. 18	+LA.-MONROE			W			49	20
Sept. 25	*ALABAMA		CBS-N	W	27		10	
Oct. 2	*at Florida	NR/16	CBS-N	L	30		45	
Oct. 16	*at Auburn	NR/4	CBS-N	L	20		38	
Oct. 23	*GEORGIA (HC)	NR/6	ESPN2-N	L	14		20	
Nov. 6	*at South Carolina		JP-R	L	32		35	
Nov. 13	*OLE MISS		JP-R	W	35		3	
Nov. 20	*at Mississippi St.			W			24	21
Nov. 26	*+LSU	NR/12	CBS-N	L	14		43	

+Little Rock, Ark.
 *Southeastern Conference game

2005 • (4-7, 2-6 SEC/Western Division – 4th)

Captains: Pierre Brown, Kyle Dickerson, Brandon Kennedy, Kyle Roper, Vickiel Vaughn

DATE	OPPONENT	UA/OPP RANK	TV	W	L	T	UA	OPP
Sept. 3	MISSOURI ST.			W			49	17
Sept. 10	*VANDERBILT			L	24		28	
Sept. 17	at Southern Calif.	NR/1	Fox-N	L	17		70	
Sept. 24	*at Alabama		JP-R	L	13		24	
Oct. 8	+LA.-MONROE			W			44	15
Oct. 15	*AUBURN	NR/21		L	17		34	
Oct. 22	*at Georgia	NR/4	JP-R	L	20		23	
Nov. 5	*SOUTH CAROLINA (HC)		JP-R	L	10		14	
Nov. 12	*at Ole Miss			W			28	17
Nov. 19	*+MISSISSIPPI ST.			W			44	10
Nov. 25	*at LSU	NR/3	CBS-N	L	17		19	

+Little Rock, Ark.
 *Southeastern Conference game

SEASON OPENERS: 112 (87-21-4, .795)
HOME COMING: 84 (48-32-4, .595)

UA TV APPEARANCES

RECORD BY SCHOOL

Alabama	7-8
Arizona State	1-0
Auburn	4-6
Baylor	4-4
Duke	0-1
Florida	1-5
Georgia	2-8
Georgia Tech	1-1
Hawaii	1-0
Houston	3-1
Kentucky	2-0
LSU	5-9
Memphis	1-0
Miami, Fla.	0-3
Michigan	0-1
Minnesota	0-1
Mississippi (Ole Miss)	3-9
Mississippi State	2-3
Missouri	1-0
Navy	1-0
Nebraska	1-0
North Carolina	0-2
Oklahoma	1-2
Oklahoma State	0-1
Rice	3-2
SMU	4-2-1
South Carolina	3-3
Southern California	0-1
Stanford	0-1
Tennessee	2-9

Texas	11-17
Texas A&M	9-4
TCU	6-1
Texas Tech	4-1
Tulane	1-0
Tulsa	1-0
UCLA	0-1-1
UNLV	1-1
Total	86-108-2 (.444)

RECORD BY NETWORK

ABC	12-27-1
CBS	10-20
ESPN	11-10
ESPN2	6-10
Fox	1-2
FX	1-0
HSE	3-0
JP	12-18
KATZ	0-1
LSN	1-0
Mizlou	1-0
NBC	4-3-1
Raycom	8-6
TBS	1-1
Network Not Available	15-10
Total	86-108-2 (.444)

TELEVISION LEGEND

NA – Not Available
 R – Regional
 N – National

2006



RAZORBACK FOOTBALL



HISTORY

OVERTIME GAMES

RAZORBACKS IN OVERTIME

Arkansas has established itself as an authority on overtime games. In 2001, the Razorbacks won the longest game ever played, the 58-56, seven-overtime thriller at Ole Miss. In 2003, UA matched that effort with another seven-overtime thriller, the 71-63 win at Kentucky. Earlier in the season, Arkansas claimed a double-overtime victory at Alabama.

Arkansas had played extra-period games before those mentioned, but the Ole Miss and Kentucky games, and the six-overtime loss at Tennessee in 2002 rank at the top of the charts for the most overtimes played in NCAA history.

Key Points Regarding Overtime Games

- The team winning the coin toss has the option of taking the ball first or playing defense first. The team losing the coin toss selects the end of the field for both possessions.
- The team losing the coin toss has the option of going on offense or defense first for the second overtime while the other team chooses the end of the field.
- Each team gets the ball at the opponent 25-yard line.
- Beginning with the third overtime period, teams must attempt a two-point conversion following a touchdown.

ARKANSAS 71, KENTUCKY 63 (7 OT)

Nov. 1, 2003* Lexington, Ky.

GAME NOTES

- Matches the record for the longest game in NCAA history (UA-Ole Miss in 2001)
- DeCori Birmingham had a career-best rushing performance, and the 11th-best in school history, with 196 yards and two TDs on 40 carries.
- UA set an NCAA team record for the most points in overtime with 47.

	1Q	2Q	3Q	4Q	1T	2T	3T	4T	5T	6T	7T
ARKANSAS	7	14	0	3	7	7	3	8	6	8	8 - 71
KENTUCKY	7	0	7	10	7	7	3	8	6	8	0 - 63

SCORING SUMMARY

- 1st - UA DeCori Birmingham 10 run (Chris Balseiro kick); UK Andrew Hopewell 6 blocked punt return (Taylor Begley kick)
 2nd - UA Richard Smith 26 pass from Matt Jones (Balseiro kick); UA Tom Crowder recovered blocked punt in end zone (Balseiro kick)
 3rd - UK Alexis Bwenge 51 pass from Jared Lorenzen (Begley kick)
 4th - UK Begley 34 field goal; UA Balseiro 37 field goal; UK Chris Benard 13 pass from Lorenzen (Begley kick)
 1st OT - UA Mark Pierce 1 run (Balseiro kick); UK Bwenge 2 run (Begley kick)
 2nd OT - Bwenge 7 run (Begley kick); UA Jason Peters 7 pass from Matt Jones (Balseiro kick)
 3rd OT - UA Balseiro 25 field goal; UK Begley 24 field goal
 4th OT - Lorenzen 1 run (Derek Abney pass from Lorenzen); UA Jones 3 run (Pierce pass from Jones)
 5th OT - George Wilson 15 pass from Jones (pass failed); UK Lorenzen 2 run (pass failed)
 6th OT - Lorenzen 1 run (Tommy Cook pass from Lorenzen); UA Pierce 2 run (Wilson pass from Jones)
 7th OT - UA Birmingham 25 run (Peters pass from Jones)

	ARKANSAS	KENTUCKY
First Downs	29	29
Rushing	15	13
Passing	14	12
Penalty	0	4
Rushing Attempts-Net Yards	71-334	52-180
Net Yards Passing	271	326
Passing	28-17-0	51-28-1
Total Plays-Total Offense	99-605	103-506
Punts	6-34.3	7-40.0
Fumbles	5-2	2-1
Penalties	12-87	8-60
Possession Time	32:53	27:07
Third-Down Conversions	13-22	10-22
Fourth-Down Conversions	1-1	2-3
Sacks By: Number-Yards	2-13	2-17

INDIVIDUAL STATISTICS

RUSHING: UA - DeCori Birmingham 40-196; Matt Jones 15-112; Cedric Cobbs 9-46; Carlos Ousley 1-9; Mark Pierce 2-3; Steven Harris 1-(-15); Ryan Sorahan 3-(-17). UK - Alexis Bwenge 22-89; Jared Lorenzen 15-39; Draak Davis 5-35; Shane Boyd 4-17; Derek Abney 1-2; Ronald Johnson 1-1; Team 1-0; Keenan Burton 3-(-3).
PASSING: UA - Matt Jones 25-16-0, 260; Ryan Sorahan 3-1-0, 11. UK Jared Lorenzen 49-28-1, 326; Shane Boyd 2-0-0.
RECEIVING: UA - George Wilson 9-172; Richard Smith 5-69; Carlos Ousley 1-12; Jared Hicks 1-11; Jason Peters 1-7. UK Derek Abney 10-91; Chris Bernard 4-82; Tommy Cook 4-39; Draak Davis 4-13; Jeremi Drobney 2-25; Alexis Bwenge 1-51; Glenn Holt 1-17; Keenan Burton 1-7; Shane Boyd 1-1.

ARKANSAS' NCAA RECORDS SET IN OVERTIME

- Longest games in NCAA history: seven overtimes (Arkansas at Kentucky, 2003; Arkansas at Ole Miss, 2001)
- Third-longest game in NCAA history: six overtimes (Arkansas at Tennessee, 2002)
- Most points scored in overtime: 47 at Kentucky, 2003



ARKANSAS IN OVERTIME (5-1)

1996	at Miss. St.	W 16-13	OT
2000	at Miss. St.	W 17-10	OT
2001	at Ole Miss	W 58-56	7 OT
2002	at Tennessee	L 41-38	6 OT
2003	at Alabama	W 34-31	2 OT
2003	at Kentucky	W 71-63	7 OT

DeCori Birmingham ran for 196 yards and scored the game-winning touchdown on a 25-yard run in the seventh overtime at Kentucky in 2003.

ARKANSAS 58, OLE MISS 56 (7 OT)

Nov. 3, 2001* Oxford, Miss.

GAME NOTES

- The seven overtimes is an NCAA record.
- The 114 combined points scored is an SEC record.
- UA All-American linebacker Jermaine Petty made his 20th tackle on his 103rd play of the game when he stopped Ole Miss tight end Doug Zeigler two yards short of the end zone on a two-point conversion attempt that would have forced an eighth extra period.
- Quarterback Matt Jones accounted for 116 of UA's 157 yards of total offense in the extra periods with 61 yards rushing and 55 passing. He did not start, but played all of the fourth quarter and all seven overtime periods.

	1Q	2Q	3Q	4Q	1T	2T	3T	4T	5T	6T	7T
ARKANSAS	0	7	3	7	7	0	6	6	6	8	8 - 58
OLE MISS	7	0	3	7	7	0	6	6	6	8	6 - 56

SCORING SUMMARY

- 1st - UM Joe Gunn 1 run (Nichols kick);
 2nd - UA Cedric Cobbs 2 run (O'Donohoe kick)
 3rd - UA Brennan O'Donohoe 45 field goal; UM Jonathon Nichols 32 field goal
 4th - UA Mark Pierce 2 run (O'Donohoe kick); UM Jason Armstead 3 pass from Eli Manning (Nichols kick)
 1st OT - UA Cobbs 16 run (O'Donohoe kick); UM Armstead 11 pass from Manning (Nichols kick)
 3rd OT - UA Matt Jones 25 run (rush failed); UM Gunn 1 run (pass failed)
 4th OT - UM Bill Flowers 21 pass from Manning (pass failed); UA George Wilson 24 pass from Jones (rush failed)
 5th OT - UA Jones 8 run (pass failed); UM Doug Zeigler 12 pass from Manning (pass failed)
 6th OT - UM Zeigler 15 pass from Manning (Charles Stackhouse run); UA Pierce 2 run (Peters pass from Jones)
 7th OT - UA Pierce 2 run (Birmingham pass from Jones); UM Armstead 3 pass from Manning (pass failed)

	ARKANSAS	OLE MISS
First Downs	32	28
Rushing	22	10
Passing	10	17
Penalty	0	1
Rushing Attempts-Net Yards	80-370	50-145
Net Yards Passing	161	312
Passing	26-12-1	42-27-0
Total Plays-Total Offense	106-531	92-457
Punts	5-37.6	5-36.2
Fumbles	1-1	1-1
Penalties	4-40	4-16
Possession Time	33:34	26:26
Third-Down Conversions	16-26	7-17
Fourth-Down Conversions	3-3	2-2
Sacks By: Number-Yards	1-3	0-0

INDIVIDUAL STATISTICS

RUSHING: UA - Fred Talley 23-113; Matt Jones 18-110; Cedric Cobbs 22-100; Mark Pierce 11-39; Zak Clark 2-5; DeCori Birmingham 4-3. UM - Joe Gunn 31-102; Robert Williams 5-34; Charles Stackhouse 8-27; Toward Sanford 1-0; Eli Manning 4-(-9).
PASSING: UA - Zak Clark 9-20-1, 100; Matt Jones 3-6-0, 61. UM - Eli Manning 27-42-0, 312.
RECEIVING: UA - George Wilson 8-105; Mark Pierce 2-19; Nathan Ball 1-23; Marcellus Poydras 1-0. UM - Bill Flowers 7-97; Doug Zeigler 5-102; Jason Armstead 5-27; Charles Stackhouse 4-40; Chris Collins 3-15; Omar Rayford 2-19; Robert Williams 1-2.

- Most points scored in an overtime game (both teams): 134, UA at Kentucky, 2003
- Most points scored in overtime (both teams): 86, UA at Kentucky, 2003
- Most plays in an overtime game (both teams): 202, UA at Kentucky, 2003





ARKANSAS BOWL HISTORY

1934 Dixie Classic

Jan. 1, 1934
Dallas, Texas
Centenary, T 7-7



1947 Cotton Bowl

Jan. 1, 1947
Dallas, Texas
LSU, T 0-0



1948 Dixie Bowl

Jan. 1, 1948
Birmingham, Ala
William & Mary, W 21-19



1955 Cotton Bowl

Jan. 1, 1955
Dallas, Texas
Georgia Tech, L 14-6



1960 Gator Bowl

Jan. 2, 1960
Jacksonville, Fla.
Georgia Tech, W 14-7




1961 Cotton Bowl

Jan. 1, 1961
Dallas, Texas
Duke, L 7-6



1962 Sugar Bowl

Jan. 1, 1962
New Orleans, La.
Alabama, L 10-3



1963 Sugar Bowl

Jan. 1, 1963
New Orleans, La.
Ole Miss, L 17-13



1965 Cotton Bowl

Jan. 1, 1965
Dallas, Texas
Nebraska, W 10-7




1966 Cotton Bowl

Jan. 1, 1966
Dallas, Texas
LSU, L 14-7



1969 Sugar Bowl

Jan. 1, 1969
New Orleans, La.
Georgia, W 16-2



1970 Sugar Bowl

Jan. 1, 1970
New Orleans, La.
Ole Miss, L 27-22



1971 Liberty Bowl

Dec. 20, 1971
Memphis, Tenn.
Tennessee, L 14-13



1976 Cotton Bowl

Jan. 1, 1976
Dallas, Texas
Georgia, W 31-10




1978 Orange Bowl

Jan. 2, 1978
Miami, Fla.
Oklahoma, W 31-6



1978 Fiesta Bowl

Dec. 25, 1978
Tempe, Ariz.
UCLA, T 10-10



1980 Sugar Bowl

Jan. 1, 1980
New Orleans, La.
Alabama, L 24-9



1980 Hall of Fame Bowl

Dec. 27, 1980
Birmingham, Ala.
Tulane, W 34-15



1981 Gator Bowl

Dec. 28, 1981
Jacksonville, Fla.
North Carolina, L 31-27



1982 Bluebonnet Bowl

Dec. 31, 1982
Houston, Texas
Florida, W 28-24



1984 Liberty Bowl

Dec. 27, 1984
Memphis, Tenn.
Auburn, L 21-15




1985 Holiday Bowl

Dec. 22, 1985
San Diego, Calif.
Arizona State, W 18-17



1987 Orange Bowl

Jan. 1, 1987
Miami, Fla.
Oklahoma, L 42-8



1987 Liberty Bowl

Dec. 29, 1987
Memphis, Tenn.
Georgia, L 20-17



1989 Cotton Bowl

Jan. 2, 1989
Dallas, Texas
UCLA, L 17-3



1990 Cotton Bowl

Jan. 1, 1990
Dallas, Texas
Tennessee, L 31-27



1991 Independence Bowl

Dec. 29, 1991
Shreveport, La.
Georgia, L 24-15



1995 Carquest Bowl

Dec. 30, 1995
Miami, Fla.
North Carolina, L 20-10



1999 Florida Citrus Bowl

Jan. 1, 1999
Orlando, Fla.
Michigan, L 45-31



2000 Cotton Bowl

Jan. 1, 2000
Dallas, Texas
Texas, W 27-6



2000 Las Vegas Bowl

Dec. 21, 2000
Las Vegas, Nev.
UNLV, L 31-14



2002 Cotton Bowl

Jan. 1, 2002
Dallas, Texas
Oklahoma, L 10-3



2002 Music City Bowl

Dec. 30, 2002
Nashville, Tenn.
Minnesota, L 29-14



2003 Independence Bowl

Dec. 31, 2003
Shreveport, La.
Missouri, W 27-14

OVERALL BOWL RECORD: 11-20-3



Clyde "Smackover" Scott, a 1948 All-American in both football and track, made a tackle at the Arkansas one to preserve a 0-0 tie against LSU in the 1947 Cotton Bowl.



Chuck Dicus, the president of the Razorback Foundation, made 12 receptions for 171 yards, both UA bowl game records, in the 1969 Sugar Bowl victory over Georgia.





HISTORY

BOWL RECORDS

INDIVIDUAL

Most Carries – 29,
Marius Johnson vs. North Carolina,
1995 Carquest Bowl.

Most Yards Gained Rushing – 205,
Roland Sales vs. Oklahoma,
1978 Orange Bowl.

Longest Run From Scrimmage – 46,
Bruce Maxwell vs. Ole Miss,
1970 Sugar Bowl;
Gary Anderson vs. Tulane,
1980 Hall of Fame Bowl.

Most Passes Attempted – 42,
Clint Stoerner vs. Michigan,
1999 Citrus Bowl.

Most Passes Completed – 22,
Kevin Scanlon vs. Alabama,
1980 Sugar Bowl.

Most Yards Gained Passing – 338,
Bill Montgomery vs. Ole Miss,
1970 Sugar Bowl.

Most Touchdown Passes – 2,
Bill Montgomery vs. Ole Miss,
1970 Sugar Bowl;
Brad Taylor vs. North Carolina,
1981 Gator Bowl;
Clint Stoerner vs. Michigan,
1999 Citrus Bowl;
Robby Hampton vs. UNLV,
2000 Las Vegas Bowl.

Most Consecutive Passes Completed – 9,
Bill Montgomery vs. Georgia,
1969 Sugar Bowl.

Longest Pass Completion – 68,
Bill Gray to Jerry Lamb vs. Ole Miss,
1963 Sugar Bowl.

Most Pass Receptions – 12,
Chuck Dicus vs. Georgia,
1969 Sugar Bowl.

Most Yards Gained Receiving – 171,
Chuck Dicus vs. Ole Miss,
1970 Sugar Bowl;
Derek Holloway vs. North Carolina,
1981 Gator Bowl.

Most Touchdown Receptions – 1,
by several players.

Most Punting Yards – 572,
Tom Murphy vs. Centenary,
1934 Dixie Classic.

Most Punts – 13,
Tom Murphy vs. Centenary,
1934 Dixie Classic.

Best Punting Average – 49.2,
Allen Meacham (6 punts, 295 yards)
vs. UCLA, 1989 Cotton Bowl.

Longest Punt – 71,
Allen Meacham vs. UCLA,
1989 Cotton Bowl.

Most Interceptions – 3,
Louis Campbell vs. Tennessee,
1971 Liberty Bowl.

Most Interception Return Yards – 70,
Mel McGaha vs. William & Mary,
1948 Dixie Bowl.

Longest Interception Return – 70,
Mel McGaha vs. William & Mary,
1948 Dixie Bowl.

Most Yards Tandem Offense – 257,
Roland Sales (26 plays, 205 yards rushing,
52 yards receiving) vs. Oklahoma,
1978 Orange Bowl.

Most Yards Gained Total Offense – 360,
Bill Montgomery (46 plays, 22 yards rushing,
338 yards passing) vs. Ole Miss,
1970 Sugar Bowl.

Most Punt Returns – 4,
Gary Adams vs. Georgia,
1969 Sugar Bowl;
Bo Busby vs. Georgia,
1976 Cotton Bowl;
Thomas Brown vs. UCLA,
1978 Fiesta Bowl.

Most Punt Return Yards – 80,
Gary Anderson vs. Tulane,
1980 Hall of Fame Bowl.

Longest Punt Return – 80,
Gary Anderson vs. Tulane,
1980 Hall of Fame Bowl.

Most Kickoff Returns – 4,
Lance Alworth vs. Alabama,
1962 Sugar Bowl;
Marshall Foreman vs. Oklahoma,
1987 Orange Bowl;
James Rouse vs. Georgia,
1987 Liberty Bowl;
Steven Harris vs. UNLV,
2000 Las Vegas Bowl.
Dedrick Poole vs. Minnesota,
2002 Music City Bowl.

Most Kickoff Return Yards – 92,
Marshall Foreman vs. Oklahoma,
1987 Orange Bowl.

Longest Kickoff Return – 39,
DeCori Birmingham vs. Missouri
2003 Independence Bowl;
Barry Foster vs. Tennessee,
1990 Cotton Bowl.

Most Points Scored – 14,
Barry Foster (2 TDs, 2 Pt. Conv.)
vs. Tennessee, 1990 Cotton Bowl;
E. D. Jackson (2 TDs, 2 Pt. Conv.)
vs. Georgia, 1991 Independence Bowl.

Most Touchdowns Scored – 2,
Ike Forte vs. Georgia,
1976 Cotton Bowl;
Roland Sales vs. Oklahoma,
1978 Orange Bowl;
Gary Anderson vs. Tulane,
1980 Hall of Fame Bowl;
Gary Anderson vs. Florida,
1982 Bluebonnet Bowl;
Greg Thomas vs. Georgia,
1987 Liberty Bowl;
Barry Foster vs. Tennessee,
1990 Cotton Bowl;
E.D. Jackson vs. Georgia,
1991 Independence Bowl;
Chryss Chukwuma vs. Michigan,
1999 Citrus Bowl;
Cedric Cobbs vs. Texas,
2000 Cotton Bowl.

Most Field Goals – 4
Chris Balseiro vs. Missouri
2003 Independence Bowl.

Most Field Goal Attempts – 5,
Bob White vs. Georgia,
1969 Sugar Bowl.

Most Points After Touchdown – 4,
Steve Little vs. Georgia,
1976 Cotton Bowl;
Steve Little vs. Oklahoma,
1978 Orange Bowl;
Ish Ordonez vs. Tulane,
1980 Hall of Fame Bowl;
Martin Smith vs. Florida,
1982 Bluebonnet Bowl;
Todd Latourette vs. Michigan,
1999 Citrus Bowl.

Most Points After Touchdown Attempts – 4,
Steve Little vs. Georgia,
1976 Cotton Bowl;
Steve Little vs. Oklahoma,
1978 Orange Bowl;
Ish Ordonez vs. Tulane,
1980 Hall of Fame Bowl;
Martin Smith vs. Florida,
1982 Bluebonnet Bowl;
Todd Latourette vs. Michigan,
1999 Citrus Bowl.

Longest Scoring Run – 46,
Gary Anderson vs. Tulane,
1980 Hall of Fame Bowl.

Longest Scoring Pass – 66,
Brad Taylor to Derek Holloway
vs. North Carolina, 1981 Gator Bowl.

Longest Field Goal – 49,
Kendall Trainor vs. UCLA,
1989 Cotton Bowl.

Longest Scoring Interception Return – 70,
Mel McGaha vs. William & Mary,
1948 Dixie Bowl.

Longest Scoring Punt Return – 80,
Gary Anderson vs. Tulane,
1980 Hall of Fame Bowl.

Longest Scoring Kickoff Return – None.

TEAM

Most First Downs – 31,
vs. Tennessee, 1990 Cotton Bowl.

Most First Downs Rushing – 22,
vs. Florida, 1982 Bluebonnet Bowl.

Most First Downs Passing – 13,
vs. Alabama, 1980 Sugar Bowl.

Most First Downs Penalty – 5,
vs. Georgia, 1991 Independence Bowl.

Most Yards Rushing – 383,
vs. Tulane, 1980 Hall of Fame Bowl.

Most Carries – 72,
vs. Tennessee, 1990 Cotton Bowl.

Most Yards Passing – 338,
vs. Ole Miss, 1970 Sugar Bowl.

Most Attempts Passing – 42,
vs. Michigan, 1999 Citrus Bowl.

Most Completions – 22,
vs. Alabama, 1980 Sugar Bowl.

Most Passes Had Intercepted – 5,
vs. Oklahoma, 1987 Orange Bowl;
vs. Georgia, 1991 Independence Bowl.

Most Touchdown Passes – 2,
vs. Ole Miss, 1970 Sugar Bowl;
vs. North Carolina, 1981 Gator Bowl;
vs. Michigan, 1999 Citrus Bowl;
vs. UNLV, 2000 Las Vegas Bowl;
vs. Minnesota, 2002 Music City Bowl.

Most Yards Total Offense – 568,
vs. Tennessee, 1990 Cotton Bowl.

Most Plays Total Offense – 94,
vs. Tennessee, 1990 Cotton Bowl.

Most Penalties – 11,
vs. Ole Miss, 1970 Sugar Bowl.

Most Yards Penalized – 101,
vs. Ole Miss, 1970 Sugar Bowl.

Fewest Penalties – 1,
vs. LSU, 1947 Cotton Bowl;
vs. Alabama, 1980 Sugar Bowl;
vs. Tulane, 1980 Hall of Fame Bowl.

Fewest Yards Penalized – 5,
vs. LSU, 1947 Cotton Bowl.

Most Fumbles – 6,
vs. Georgia, 1976 Cotton Bowl.

Most Fumbles Lost – 2,
vs. Georgia, 1969 Sugar Bowl;
vs. Tennessee, 1971 Liberty Bowl;
vs. Tennessee, 1990 Cotton Bowl.

Fewest Fumbles – 0,
vs. Georgia Tech, 1955 Cotton Bowl;
vs. Tulane, 1980 Hall of Fame Bowl;
vs. Auburn, 1984 Liberty Bowl;
vs. Michigan, 1999 Citrus Bowl;
vs. Texas, 2000 Cotton Bowl;
vs. UNLV, 2000 Las Vegas Bowl;
vs. Missouri, 2003 Independence Bowl.

Fewest Fumbles Lost – 0,
vs. Georgia Tech, 1955 Cotton Bowl;
vs. Ole Miss, 1963 Sugar Bowl;
vs. Tulane, 1980 Hall of Fame Bowl;
vs. Auburn, 1984 Liberty Bowl;
vs. Michigan, 1999 Citrus Bowl;
vs. Texas, 2000 Cotton Bowl;
vs. UNLV, 2000 Las Vegas Bowl;
vs. Missouri, 2003 Independence Bowl.

Most Interceptions – 3,
vs. Georgia, 1969 Sugar Bowl;
vs. Tennessee, 1971 Liberty Bowl.

Most Interception Return Yards – 70,
vs. William & Mary, 1948 Dixie Bowl.

Most Punt Returns – 6,
vs. Texas, 2000 Cotton Bowl.

Most Punt Return Yards – 80,
vs. Tulane, 1980 Hall of Fame Bowl.

Most Kickoff Returns – 8,
vs. Minnesota, 2002 Music City Bowl.

Most Kickoff Return Yards – 128,
vs. Minnesota, 2002 Music City Bowl.

Most Points Scored – 34,
vs. Tulane, 1980 Hall of Fame Bowl.

Fewest Points Scored – 0,
vs. LSU, 1947 Cotton Bowl.

Most Points Allowed – 45,
vs. Michigan, 1999 Citrus Bowl.

Fewest Points Allowed – 0,
vs. LSU, 1947 Cotton Bowl.

INDIVIDUAL (OPPONENT)

Most Carries – 29,
Leon Johnson, North Carolina,
1995 Carquest Bowl.

Most Yards Gained Rushing – 250,
Chuck Webb, Tennessee,
1990 Cotton Bowl.

Most Passes Attempted – 37,
Nickie Hall, Tulane,
1980 Hall of Fame Bowl.

Most Passes Completed – 24,
Nate Hybl, Oklahoma,
2002 Cotton Bowl.

Most Yards Gained Passing – 273,
Archie Manning, Ole Miss,
1970 Sugar Bowl.

Most Touchdown Passes – 3,
Bob Hewko, Florida,
1982 Bluebonnet Bowl;
Jason Thomas, UNLV,
2000 Las Vegas Bowl.

Most Pass Receptions – 9,
Quentin Griffin, Oklahoma,
2002 Cotton Bowl.

2006

UNIVERSITY OF ARKANSAS





HISTORY

BOWL RECORDS



Senior defensive tackle Keith Jackson made seven tackles as a freshman in the 2003 Independence Bowl victory over Missouri.

Most Yards Gained Receiving – 129,
Tai Streets, Michigan,
1999 Citrus Bowl.

Most Touchdown Receptions – 3,
Dwayne Dixon, Florida,
1982 Bluebonnet Bowl.

Most Punts – 10,
Spike Jones, Georgia,
1969 Sugar Bowl.

Most Punting Yards – 386,
Spike Jones, Georgia,
1969 Sugar Bowl.

Best Punting Average – 45.8,
Ray Criswell, Florida,
1982 Bluebonnet Bowl.

Most Interceptions – 2,
George Wilson, Alabama,
1962 Sugar Bowl;

Sonny Brown, Oklahoma,
1987 Orange Bowl.
Michael Lehan, Minnesota,
2002 Music City Bowl.

Most Interception Yards Returned – 46,
Ian Gold, Michigan,
1999 Citrus Bowl.

Most Yards Tandem Offense – 250,
Chuck Webb, Tennessee,
1990 Cotton Bowl.

Most Yards Gained Total Offense– 312,
Archie Manning, Ole Miss,
1970 Sugar Bowl.

Most Punt Returns – 7,
Curtis Fagan, Oklahoma,
2002 Cotton Bowl.

Most Punt Return Yards – 51,
Troy Mason, UNLV,
2000 Las Vegas Bowl.

Most Kickoff Returns – 4,
Leon Felts, Ole Miss,
1970 Sugar Bowl.

Most Kickoff Return Yards – 75,
Leon Felts, Ole Miss,
1970 Sugar Bowl.

Most Points Scored – 18,
Dwayne Dixon, Florida,
1982 Bluebonnet Bowl;
Anthony Thomas, Michigan,
1999 Citrus Bowl.

Most Touchdowns Scored – 3,
Dwayne Dixon, Florida,
1982 Bluebonnet Bowl;
Anthony Thomas, Michigan,
1999 Citrus Bowl.

Most Field Goals Attempted – 5,
Dan Nystrom, Minnesota,
2002 Music City Bowl.

Most Field Goals – 5,
Dan Nystrom, Minnesota,
2002 Music City Bowl.

Longest Field Goal – 52,
Cloyce Hinton, Ole Miss,
1970 Sugar Bowl.

Most Kick Conversions Attempted – 6,
Tim Lashar, Oklahoma,
1987 Orange Bowl;
Jay Feely, Michigan,
1999 Citrus Bowl.

Most Kick Conversions – 6,
Tim Lashar, Oklahoma,
1987 Orange Bowl;
Jay Feely, Michigan,
1999 Citrus Bowl.

Longest Run From Scrimmage – 78,
Chuck Webb, Tennessee,
1990 Cotton Bowl.

Longest Scoring Run – 78,
Chuck Webb, Tennessee,
1990 Cotton Bowl.

Longest Pass Completion – 84,
Andy Kelly to Anthony Morgan,
Tennessee, 1990 Cotton Bowl.

Longest Scoring Pass – 84,
Andy Kelly to Anthony Morgan,
Tennessee, 1990 Cotton Bowl.

Longest Interception Return – 47,
Eddie Brown, Tennessee,
1971 Liberty Bowl.

TEAM (OPPONENT)

Most Opponent First Downs – 25,
Missouri, 2003 Independence Bowl.

Most Opponent First Downs Rushing – 17,
Georgia Tech, 1955 Cotton Bowl;
North Carolina, 1981 Gator Bowl.

Most Opponent First Downs Passing – 13,
Ole Miss, 1963 Sugar Bowl;
Ole Miss, 1970 Sugar Bowl;
Florida, 1982 Bluebonnet Bowl.

Most Opponent Rushing Attempts – 65,
North Carolina, 1981 Gator Bowl.

Most Opponent Net Yards Rushing – 320,
Tennessee, 1990 Cotton Bowl.

Fewest Opponent Yards Lost Rushing – 32,
Oklahoma, 2002 Cotton Bowl.

Most Opponent Passes Completed – 24,
Texas, 2000 Cotton Bowl,
Oklahoma, 2002 Cotton Bowl.

Most Opponent Yards Passing – 273,
Ole Miss, 1970 Sugar Bowl.

Most Opponent Touchdown Passes – 3,
Florida, 1982 Bluebonnet Bowl;
UNLV, 2000 Las Vegas Bowl.

Most Opponent Total Offense Plays – 86,
Ole Miss, 1963 Sugar Bowl.

Most Opponent Total Offense Yards – 470,
Tennessee, 1990 Cotton Bowl.

Most Opponent Punts – 13,
Centenary, 1934 Dixie Classic.

Fewest Opponent Punts – 2,
Ole Miss, 1963 Sugar Bowl;
Minnesota, 2002 Music City Bowl.

Fewest Opponent Yards Punting – 65,
Ole Miss, 1963 Sugar Bowl.

Most Opponent Yards Punting – 421,
Centenary, 1934 Dixie Classic.

Most Opponent Punt Returns – 7,
Oklahoma, 2002 Cotton Bowl.

Most Opponent Punt Returns Yards – 50,
Alabama, 1980 Sugar Bowl.

Most Opponent Kickoff Returns – 5,
Missouri, 2003 Independence Bowl (120).

Most Opponent Kickoff Return Yards – 120,
Missouri, 2003 Independence Bowl (6).

Most Opponent Touchdowns – 6,
Oklahoma, 1987 Orange Bowl;
Michigan, 1999 Citrus Bowl.

Most Opponent Points – 45,
Michigan, 1999 Citrus Bowl.

Most Opponent Extra Points Attempted – 6,
Oklahoma, 1987 Orange Bowl;
Michigan, 1999 Citrus Bowl.

Most Opponent Extra Points Made – 6,
Oklahoma, 1987 Orange Bowl;
Michigan, 1999 Citrus Bowl.

Most Opponent Field Goals Made – 5,
Minnesota, 2002 Music City Bowl.

Fewest Opponent First Downs – 10,
Duke, 1961 Cotton Bowl.

Fewest Opponent First Downs Rushing – 3,
Texas, 2000 Cotton Bowl;
Oklahoma, 2002 Cotton Bowl.

Fewest Opponent First Downs Passing – 0,
Alabama, 1962 Sugar Bowl.

Most Opponent Fumbles – 7,
Georgia, 1969 Sugar Bowl.

Most Opponent Fumbles Lost – 5,
Georgia, 1969 Sugar Bowl.

Most Opponent Penalties – 12,
Michigan, 1999 Citrus Bowl;
UNLV, 2000 Las Vegas Bowl.

Most Opponent Penalty Yards – 119,
UNLV, 2000 Las Vegas Bowl.

Fewest Opponent Rushing Attempts Allowed – 25,
Texas, 2000 Cotton Bowl.

Fewest Opponent Net Yards Rushing Allowed – (-27),
Texas, 2000 Cotton Bowl.

Most Opponent Yards Lost – 96,
Georgia, 1969 Sugar Bowl.

Fewest Opponent Passes Completed – 2,
Oklahoma, 1987 Orange Bowl.

Fewest Opponent Total Offense Plays – 53,
Georgia Tech, 1960 Gator Bowl;
Oklahoma, 1987 Orange Bowl.

Fewest Opponent Total Offense Yards – 168,
Nebraska, 1965 Cotton Bowl.

Fewest Opponent Passes Attempted – 5,
Oklahoma, 1987 Orange Bowl.

Fewest Opponent Yards Passing – 20,
Alabama, 1962 Sugar Bowl.

Most Opponent Passes Intercepted – 3,
Georgia, 1969 Sugar Bowl;
Tennessee, 1971 Liberty Bowl.

Most Yards Gained on Opponent Passes Intercepted – 70,
William & Mary, 1948 Dixie Bowl.

Fewest Arkansas Total First Downs – 4,
UCLA, 1989 Cotton Bowl.

Fewest Arkansas First Downs Rushing – 2,
UCLA, 1989 Cotton Bowl.

Fewest Arkansas First Downs Passing – 0,
Oklahoma, 2002 Cotton Bowl.

Fewest Arkansas Rushing Attempts – 22,
UCLA, 1989 Cotton Bowl.

Fewest Arkansas Net Yards Rushing – 21,
UCLA, 1989 Cotton Bowl

Fewest Arkansas Passes Attempted – 6,
Georgia Tech, 1960 Gator Bowl.

Fewest Arkansas Passes Completed – 2,
Georgia Tech, 1960 Gator Bowl,
Oklahoma, 2002 Cotton Bowl.

Fewest Arkansas Yards Passing – 13,
Oklahoma, 2002 Cotton Bowl.

Fewest Arkansas Total Offense Plays – 36,
UCLA, 1989 Cotton Bowl.

Fewest Arkansas Total Offensive Yards – 42,
UCLA, 1989 Cotton Bowl.

2006



RAZORBACK FOOTBALL



TRADITIONS

TRADITIONS

RUNNING THROUGH THE 'A'

Outland Trophy winner Loyd Phillips played for Arkansas more than three decades ago, but his memories of running through the "A" remain as fresh as the morning dew.

"The butterflies are flowing and you are [running], but it doesn't feel like your feet are even touching the ground," said Phillips, who played on the Hogs' 1964 national championship team and won the 1966 Outland Trophy.

The Razorback Marching Band concludes each home pre-game performance by transforming its 280-plus members into a giant "A." The band marches the length of the field, bringing the top of the "A" to rest in the end zone nearest the Arkansas locker room. Then, with the band playing and the crowd cheering, head coach Houston Nutt follows in the tradition of his predecessors and leads the team through the "A" and onto the field of battle.

"Just to be able to run through that 'A' and hear the fans cheer for you is unbelievable," said Jim Mabry, an All-American offensive tackle for the 1989 Razorbacks. "To sit in the stands now, I still get chill bumps every time the band starts playing and I see the guys running out through the 'A.' It is a tradition that has been special for years around here."



Razorback fans have been "Calling the Hogs" since the 1920s.

Arkansas went 7-0 against a schedule that included other major colleges. In fact, Arkansas outscored its opponents 186-18. The tough and gritty play of that squad inspired Bezdek.

After beating Oklahoma 21-6, the team traveled to Memphis for a regional showdown against Louisiana State. A win would give Arkansas a 5-0 record and all but assure an undefeated season. So when Arkansas blitzed the Tigers 16-0, a crowd of students and other fans gathered at the train station to welcome their team home. Bezdek delivered an impromptu speech, telling the crowd that the team had played "like a wild band of razorback hogs" in the victory over LSU.

Bezdek's spark turned into a flame. The name was an instant hit among the student body, which voted in 1910 to change the school's official mascot from the Cardinals to the Razorbacks – one of the most unique mascots in all of college athletics.

Except for some sightings in the Outback of Australia, true Razorbacks now exist only in the form of Arkansas' players and fans. Tusk I, a Russian boar that closely resembles Bezdek's razorback hogs, currently serves as the official live mascot and takes leave from his local home to attend all Arkansas home games.

The live mascot tradition dates back to the 1960s. A number of hogs have proudly represented Arkansas through the years. In addition to their presence on the sidelines, some also gained a reputation for their activities off the field.

Big Red III, for instance, escaped from an animal exhibit near Eureka Springs in the summer of 1977 and ravaged the countryside before an irate farmer gunned him down. And Ragnar, a wild hog captured in south Arkansas by Leola farmer Bill Robinson, killed a coyote, a 450-pound domestic pig and seven rattlesnakes. Ragnar died in 1978 of unknown causes.


Arkansas also has a family of uniformed mascots, led by the original Big Red, the "Fighting Razorback." Sue E, who is known for her costume changes and her dancing skills, is popular among the younger fans, as is the kid-sized Pork Chop. Boss Hog, a 9-foot-tall inflatable mascot, joined the team at the end of the 1998-99 season.

THE MASCOT

The wild razorback hogs that roamed the Arkansas countryside in the early 1900s bore only slight resemblance to the typical farm-grown pigs commonly found at a county fair. The untamed razorback hogs were lean, ill-tempered beasts that commonly fought, and defeated, whatever crossed their path.

Hugo Bezdek, the first Arkansas coach hired by the school and not the students, apparently was familiar with these animals, for Bezdek is credited with sparking the change of Arkansas' mascot from the Cardinals to the Razorbacks.

The 1909 season, Bezdek's second as head coach, was significant because



Tusk I, a Russian boar, is UA's official live mascot.





TRADITIONS TRADITIONS

CALLING THOSE HOGS

Although historians aren't exactly sure of the exact date, a group of Arkansas football fans at some point during the 1920s is believed to have been the first to "call the Hogs" during a game. In the years following, it has grown into one of college sports' most endearing traditions, as well as a rallying cry among Arkansas fans.

Spontaneous "hog calls" have been known to break out in airports, malls, restaurants and hotels all across the country, especially when Arkansas is in town for a football bowl game or a basketball tournament game.

In fact, during Arkansas' first trip to the SEC basketball tournament in 1992, action nearly came to a stop and a hush consumed the fans of opposing teams when the Razorbacks walked into the arena to watch a game that was in progress. The reason? More than 10,000 Arkansas fans saw them enter and spontaneously called the Hogs.

The words to the Hog call are simple:

"Woooooooooooo, Pig! Sooiie!

"Woooooooooooo, Pig! Sooiie!

"Woooooooooooo, Pig! Sooiie! Razorbacks!"

But correctly calling the Hogs takes some practice. It starts with both hands raised high into the air, fingers waving as the volume increases during the word Woooooooooooo. The arms pump down on the word Pig and then back into the air on the word Sooiie. Give it a try.



The running Razorback is synonymous with Arkansas' athletic teams.

THE LIDS

The Razorback makes for an easily identifiable mark, both for players and for fans. The simple, yet fierce white running Razorback on Arkansas' cardinal-colored helmets dates back to 1964 – the year the Hogs went undefeated and won a national championship – and it gives the university one of the most-recognized pieces of head gear in all of football. And it's hard to miss Arkansas fans who don the famed "Hog Hat" – a red plastic lid molded into the shape of a running Razorback.

THE ALMA MATER

Brodie Payne and Henry Tovey, inspired in part by the Ozark Mountain sunrise as it illuminated Old Main, wrote the University of Arkansas alma mater in the early 1900s. It is played prior to every home football and basketball game. You can read the words here and listen to it at www.hogwired.com.

**Pure as the dawn on the brow of thy beauty,
Watches thy soul from the mountains of God
Over the fates of thy children departed,
Far from the land where their footsteps have trod.**

**Beacon of hope in the ways dreary lighted,
Pride of our hearts that are loyal and true;
From those who adore unto one who adores us--
Mother of Mothers, we sing unto you.**

THE FIGHT SONG

One of the first things freshmen football players learn during two-a-day practices is how to sing the University of Arkansas' fight song. Written in the late 1920s, the tune has long been popular among Razorbacks fans. And for years Arkansas players huddled together in their locker room to sing it following each victory.

When Houston Nutt took over as head coach, he began sharing that tradition with the fans. When the Razorbacks win a home game, Nutt and the Arkansas players gather in front of the student section and lead the singing.

Want to sing along? You can listen to the fight song at www.hogwired.com. Here are the words:

**Hit that line! Hit that line! Keep on going,
Move that ball right down the field!
Give a cheer. Rah! Rah! Never fear. Rah! Rah!
Arkansas will never yield!**

**On your toes, Razorbacks, to the finish,
Carry on with all your might!
For it's A-A-A-R-K-A-N-S-A-S for Arkansas!
Fight! Fight! Fi-i-i-ght!**

THE GOLDEN BOOT

Although the stakes were raised when the two became conference foes in 1992, the football rivalry between Arkansas and Louisiana State dates to 1901 and is one of the oldest in the record books of both programs.

With 50 games played in six different cities and in four different states, the series includes a variety of interesting twists – and several upsets. An underdog Arkansas squad, for instance, upset the Tigers with a scoreless tie in the 1947 Cotton Bowl. And LSU upset the Hogs, 14-7, in the 1966 Cotton Bowl to end Arkansas' 22-game winning streak.

So when Arkansas joined the SEC, it made sense to make the border war the regular-season finale for both teams. And soon it became apparent that a trophy should be created for the winner.

The Golden Boot debuted in 1996. Molded from 24-karat gold in the shape of the states of Arkansas and Louisiana, the trophy stands four feet in height, weighs nearly 200 pounds and is valued at \$10,000. After a win in the series, the victorious team keeps the trophy until the next year's meeting.

2006



RAZORBACK FOOTBALL





TRADITIONS

HOME OF CHAMPIONS

In four of the 15 years the Hogs have been members of the SEC, they have won four league championships. In the 10 other years, Arkansas has won at least two, including three overall titles in 2005-06. No other SEC school has won so many league championships in men's athletics during the past 15 years.

While the SEC is the nation's best conference, Arkansas takes its success far past the regional level. During UA's time in the SEC, the Hogs have produced 30 national championship teams. The other SEC schools combined have won 28 NCAA crowns in men's sports, meaning Arkansas has won two more national titles than the rest of the league combined. LSU is the closest to matching UA's national title total, but the Razorbacks have a 30-8 lead over the Tigers. Next in the league are Auburn with six, Georgia and Florida with four, Tennessee with three,

Kentucky with two and Alabama one.

Overall, Arkansas has won 44 men's national championships in its athletic history, all but one since 1984. The only one before '84 was the post-bowl version of the football national championship in 1964. In the league, LSU is next with 18, followed by Florida, Georgia and Tennessee with eight, Alabama, Auburn and Kentucky with seven, and Ole Miss one.

Here's the breakdown on Arkansas' national titles: 19 in indoor track, 12 in outdoor track, 11 in cross country, one in football and one in basketball.

In 15 years, Arkansas has won 46 SEC championships, including 15 in cross country, 13 in indoor track, 13 in outdoor track, two in basketball and baseball, and one in golf. The Hogs have also won three Western Division titles in football and basketball, and two in baseball.

FOOTBALL

Arkansas was 4-7 in 2005, but four of those losses came to ranked teams and the Razorbacks showed marked improvement throughout the season. The Razorbacks won two of their last three and their last three losses came by a total of nine points.

Freshman Felix Jones earned first-team All-America honors after finishing second in the nation with a 31.9-yard kickoff return average. Jones and another freshman, tailback Darren McFadden, were dominant at times. McFadden earned honorable mention All-America honors, was a freshman All-American, the SEC Freshman of the Year and first-team All-SEC after running for 1,113 yards and 11 touchdowns. He and Jones, who ran for 626 yards, each averaged 6.3 yards per carry.

Center Kyle Roper and linebacker Sam Olajubutu, who was third in the SEC with 118 tackles, earned first-team All-SEC honors with defensive tackle Keith Jackson (74 tackles) making the second team. Linebacker Freddie Fairchild (59 tackles) and guard/center Jonathan Luigs joined McFadden and Jones as freshman All-Americans while quarterback Casey Dick made the SEC's All-Freshman team.

Safety Vickiel Vaughn (83 tackles, four interceptions) was drafted by San Francisco. Roper signed with Baltimore and tailback De'Arrius Howard with Kansas City.

- Six bowl games in the last eight years
- Nine players drafted over the last three years, including three in the first round, with 13 others signing free agent contracts
- Most home wins in the SEC over the last eight years (41)
- Twenty-one bowl games in the last 31 years and 34 overall
- 1964 national champion

BASKETBALL

Progress continued for head coach Stan Heath as the Razorbacks earned their first NCAA Tournament appearance since 2001. UA went 22-10, finished tied for second in the SEC's Western Division, beat two top-10 ranked teams and recorded wins over both the eventual NCAA (Florida) and NIT (South Carolina) champions.

Arkansas' 15-1 record at home was the best in the SEC, the 22 wins were the most since 1999 and the 10-6 finish in conference play the best since 2001.

Guard Ronnie Brewer (18.4 ppg, 4.8 rpg) led the SEC in steals (2.59), was an honorable mention All-American, a defensive All-American and first-team All-SEC. Guard Jonathon Modica (16.1 ppg, 4.0 rpg) was



The Razorback track team celebrates after winning the NCAA indoor title last winter. Arkansas was also second in the nation in cross country and fifth in outdoor track.



Adrians Zguns earned All-America honors after advancing to the quarterfinals of the NCAA individual draw singles tournament, and leading UA to an 18-11 finish with a trip to the NCAA regional finals and a No. 22 final ranking.

2006

UNIVERSITY OF ARKANSAS





TRADITIONS HOME OF CHAMPIONS

second-team All-SEC and guard Eric Ferguson (8.1 ppg) the league's Sixth Man of the Year.

Modica finished his career 12th at UA in scoring (1,589, 13.5 ppg) while Brewer, who left a year early for the NBA, finished 16th (1,416, 15.7) and Ferguson 27th (1,047, 8.9). Center Steven Hill set a sophomore school record with 91 blocked shots while forward Charles Thomas finished third on the team in scoring (9.7), second in rebounding (5.0) and first in shooting percentage (.520).

- Twenty-eight NCAA Tournament bids, ninth all-time
- Six Final Four appearances, ninth all-time – 1994 national champion, 1995 runner-up
- Sixteen national postseason tournament appearances in 20 years
- Home attendance in national top 15 for 13 straight years

TRACK

Arkansas won its 42nd NCAA title by winning the indoor crown behind individual first-place finishes of triple jumper Jaanus Uudmae (54-4.5), Josphat Boit in the 5,000 (13:49.93) and the distance medley relay team of Adam Perkins, Jeremy Dodson, Brian Roe and Said Ahmed (9:37.02).

Outdoors, the Hogs hosted and won the Southeastern Conference title before finishing fifth in the NCAA meet behind Boit, who won the 10,000 (28:37.64) and was second in the 5,000 (14:13.81); and Eric Brown, who was second in the javelin (238-3).

In cross country, Arkansas finished second in the nation after winning its 15th SEC title in 15 tries and its 32nd consecutive conference championship. Boit finished seventh at the NCAA meet.

Head coach John McDonnell was named national indoor coach of the year by the U.S. Track and Field and Cross Country Coaches Association, the 30th time in 34 years he's earned national coaching honors.

- Nineteen indoor NCAA titles since 1984; 25 conference titles since 1979
- Twelve outdoor NCAA titles since 1985; 22 conference titles since 1982
- Eleven cross country NCAA titles since 1984; 32 conference titles since 1974
- Twenty-five Olympians, 636 All-America selections, 109 NCAA individual event championships

BASEBALL

Despite numerous injuries, Arkansas played host to an NCAA regional for the second time in three years, won a game in its regional and finished 39-21. The Razorbacks finished second in the Western Division and tied for the third-best mark in the SEC at 18-12.

Sophomore Nick Schmidt was named SEC Pitcher of the Year while outfielder Jake Dugger (.317, 12 HR, 44 RBI, 43 R) earned all-conference honors.

Schmidt was named to four All-America teams (Louisville Slugger/Collegiate Baseball and College Baseball Foundation, 1st; Baseball America, 2nd; and National Collegiate Baseball Coaches Association, 3rd) after going 9-3 with a 3.01 ERA and 145 strikeouts in 116.2 innings. His strikeout total is the second-best in school history.

First baseman Danny Hamblin (.289) tied for third in the SEC with 68 RBI and tied for sixth with 17 home runs.

Arkansas led the nation in actual attendance with 5,676 fans per game and was second in paid attendance at 7,116.

- Five College World Series, including 2004, and 18 NCAA Tournament appearances
- Thirteen 40-win seasons since 1979
- Baum Stadium rated the top college facility in the country by *Baseball America* in 1998



Sophomore pitcher Nick Schmidt earned All-America honors and was named Southeastern Conference pitcher of the year after going 9-3 and leading the Hogs to the NCAA Tournament.

GOLF

Arkansas finished third at the Wolf Pack Invitational and the CordeValle Collegiate, and was seventh at the SEC Tournament. UA did not advance to the NCAA Tournament for the first time since 2002, but the Hogs had six top 10 tournament finishes.

Junior Matt Bortis won the Wolf Pack Invitational, recorded six rounds in the 60s, three top 10 finishes and earned a spot in the NCAA Tournament, where he finished tied for 24th in the NCAA Central Regional.

Bortis, a second-team All-SEC pick, led the team with 72.2 average, followed by Barrett Lais at 73.3 and Josh Farrell at 73.7.

- Finished in the top 11 at the NCAA Tournament six times in 18 years
- Finished in the top 20 at the NCAA Tournament eight times
- Twenty-six tournament titles in the last 17 years

TENNIS

Arkansas earned its fifth NCAA Tournament bid in six years and won its first-round NCAA match for the sixth time in its last seven appearances.

The Razorbacks finished 18-11, reached the second round of the NCAA Tournament and ended the year ranked No. 22 by the Intercollegiate Tennis Association.

Head coach Robert Cox was the ITA Central Region V Coach of the Year for the second time in three years after guiding the Hogs to their best win total since 1991.

Senior Adrians Zguns (26-13) also participated in the NCAA individual draw tournament, earned All-America honors and ended his career third on UA's all-time wins list (102). Senior Rohan Gajjar went 22-8, senior Matt Roberts 28-10 and freshman Blake Strode 27-7. Roberts' win total matches the seventh-best in UA history while Strode's mark ties for 12th-best.

- Nine NCAA Tournament appearances in 13 years
- NCAA regional finals in six of last seven appearances
- Eight No. 1-ranked players since 1980 and 30 All-America selections

2006



RAZORBACK FOOTBALL





FACILITIES

DONALD W. REYNOLDS RAZORBACK STADIUM



2006



UNIVERSITY OF ARKANSAS

Donald W. Reynolds Razorback Stadium (DWRRS) underwent a major expansion and renovation, which was completed prior to the 2001 season, giving the University of Arkansas one of the finest football facilities in the nation.

The \$110 million project, which included a \$20 million gift from the Donald W. Reynolds Foundation, saw the capacity of the stadium increased from 51,000 to 72,000, but that may not even be the most noticeable improvement.

The concrete and steel below the stands has been completely enclosed with a brick and glass facade. The new look rivals that of many of the newer Major League Baseball stadiums. In addition to covering the steel and concrete, the concourses are wider, and concession areas and restrooms have been replaced.

The east concourse is "Championship Alley" with displays of conference championships, the 1964 national title and every football letterman. The south end zone concourse is "All-American Alley" and is dedicated to Razorback All-Americans. The west concourse is "Bowl Alley" with tributes to each bowl team.

Other than the facade covering, the other most noticeable addition is the enclosure of the south end zone, which features chairback seating and the addition of approximately 7,300 total seats with space for an additional upper deck that would push the capacity to 80,000. The enclosure also includes a food court with space for five vendors.

Other major additions include an expanded press box, which includes Orville Henry Press Row, and the addition of luxury suites.

Sixty-eight suites/skyboxes were added, bringing the total to 132, and the stadium's capacity includes 8,950 club seats, inside and out.

Other additions include the 15,000 square foot Bob and Marilyn Bogle Academic Center and the 3,800 square foot Wilson Matthews "A" Club, both on the east side where an upper deck, which seats 6,500, was added along with enclosed premium club seating.

During the 2000 season, a 30x107-foot SMARTVISION LED video screen, one of the largest video boards at any sports venue in the world, made its debut in the north end zone.

The stadium's debut came on Sept. 24, 1938, as Arkansas defeated Oklahoma A&M, 27-7. Dedicated on Oct. 8 of that year, the Hogs dropped a 9-6 decision to Baylor.

Constructed as a Works Progress Administration project with an original capacity of 13,500, the facility was first enlarged upon the arrival of John Barnhill as athletic

<p>DONALD W. REYNOLDS RAZORBACK STADIUM FACTS</p> <p>CAPACITY: 72,000</p> <p>FIRST GAME: Sept. 24, 1938 (Arkansas 27, Oklahoma A&M 7)</p> <p>DEDICATED: Oct. 3, 1938 (Baylor 9, Arkansas 6)</p> <p>ARKANSAS' DWRRS RECORD: 139-71-2 (.660)</p> <p>ARKANSAS' FAYETTEVILLE RECORD: 259-104-10 (.708)</p>
--

director in 1947 when an additional 2,500 seats were added to the north end of the east and west grandstands.

In 1950, a new press box was constructed and 5,200 more seats were built on the west side. A 5,200-seat addition to the east side was completed in 1957. Expansion projects in 1965 and 1969 increased capacity to 42,678 - a figure that held steady until a year of construction on additional seats and skyboxes brought the facility to 50,000 seats prior to the 1985 season.

Other improvements during the facility's 66-year history include the addition of Astroturf in 1969 and the construction of the Broyles Athletic Center - which houses athletic administration and coaches' offices - at the north end of the stadium in 1975. The Broyles Athletic Center underwent renovations, completed in 1994, while the playing surface was returned to natural grass in 1995.

Arkansas' all-time record at DWRRS is 139-71-2 (.660). Prior to 1938, the Hogs played in a 300-seat stadium built in 1901 on land atop "The Hill," now occupied by Mullins Library and the Fine Arts Center.



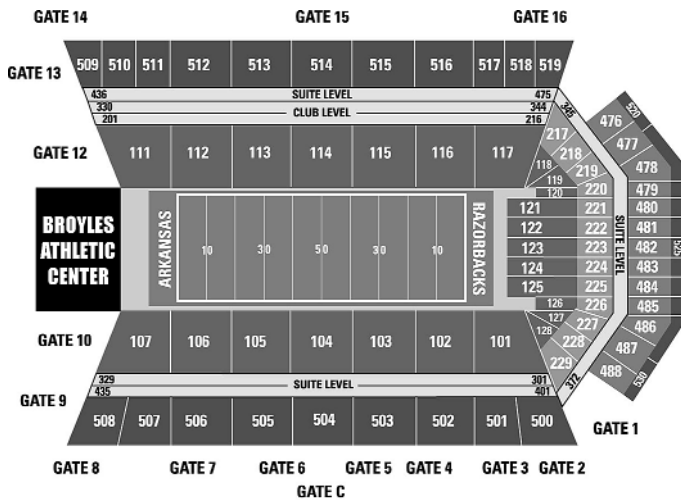


FACILITIES

DONALD W. REYNOLDS RAZORBACK STADIUM

IMPORTANT DATES IN DWRRS HISTORY

DATE	SIGNIFICANCE	SCORE
Sept. 24, 1938	First game	Arkansas 27, Oklahoma A&M 7
Oct. 3, 1938	Razorback Stadium dedicated	Baylor 9, Arkansas 6
Sept. 27, 1969	First game on Astroturf	Arkansas 55, Tulsa 0
Dec. 6, 1969	Game of the Century	No. 1 Texas 15, No. 2 Arkansas 14
Nov. 11, 1989	First game with lights	Arkansas 19, Baylor 10
Nov. 2, 1991	Last Southwest Conference game	Baylor 9, Arkansas 5
Oct. 3, 1992	First Southeastern Conference game	Georgia 27, Arkansas 3
Sept. 9, 1995	First game on new natural grass surface	Arkansas 51, South Carolina 21
Dec. 3, 1999	Donald W. Reynolds Foundation announces \$20 million gift to expansion effort	
Sept. 8, 2001	First game in expanded Donald W. Reynolds Razorback Stadium	Tennessee 13, Arkansas 3



2006



RAZORBACK FOOTBALL





FACILITIES

DONALD W. REYNOLDS RAZORBACK STADIUM

YEAR-BY-YEAR HOME RECORDS

Year	Little Rock			Fayetteville			Total		
	W	L	T	W	L	T	W	T	
1894				2	0	0	2	0	0
1895				1	0	0	1	0	0
1896				1	0	0	1	0	0
1897				1	0	0	1	0	0
1898				1	0	0	1	0	0
1899				3	0	0	3	0	0
1900				2	0	0	2	0	0
1901				2	3	0	2	3	0
1902				3	0	0	3	0	0
1903				2	1	0	2	1	0
1904				3	1	0	3	1	0
1905				2	3	0	2	3	0
1906	1	0	0	0	2	1	1	2	1
1907	0	1	0	2	1	1	2	2	1
1908	0	1	0	5	0	0	5	1	0
1909	1	0	0	3	0	0	4	0	0
1910	1	0	0	4	1	0	5	1	0
1911	1	0	0	4	0	0	5	0	0
1912	0	1	0	3	1	0	3	2	0
1913	0	1	0	5	0	0	5	1	0
1914	1	0	0	2	2	0	3	2	0
1915				4	1	0	4	1	0
1916				4	0	0	4	0	0
1917				4	0	0	4	0	0
1918				2	1	0	2	1	0
1919				3	1	0	3	1	0
1920				1	1	1	1	1	1
1921	1	0	0	3	0	1	4	0	1
1922	0	1	0	4	0	0	4	1	0
1923				3	1	1	3	1	1
1924	1	0	0	4	0	1	5	0	1
1925				2	1	0	2	1	0
1926	1	0	0	3	1	0	4	1	0
1927	1	0	0	5	0	0	6	0	0
1928				5	0	0	5	0	0
1929				4	1	0	4	1	0
1930	1	0	0	2	2	0	3	2	0
1931				2	2	0	2	2	0
1932	1	0	0	0	3	1	1	3	1
1933	1	0	0	5	0	0	6	0	0
1934	1	0	0	2	2	0	3	2	0
1935	1	0	0	2	2	0	3	2	0
1936	1	0	0	3	0	0	4	0	0
1937	0	0	1	2	0	2	2	0	3
1938	1	0	0	1	2	0	2	2	0
1939	1	0	0	2	1	0	3	1	0
1940	0	1	0	2	1	0	2	2	0
1941	0	1	0	1	2	0	1	3	0
1942	0	1	0	1	2	0	1	3	0
1943	0	1	0	1	2	0	1	3	0
1944	0	1	0	2	1	0	2	2	0
1945	0	1	0	1	2	0	1	3	0
1946	1	0	0	3	0	0	4	0	0
1947	1	0	0	2	0	1	3	0	1
1948	2	2	0	1	1	0	3	3	0
1949	1	2	0	3	0	0	4	2	0
1950	0	3	0	2	1	0	2	4	0
1951	1	2	0	3	0	0	4	2	0
1952	2	1	0	0	3	0	2	4	0
1953	1	2	0	2	1	0	3	3	0
1954	2	0	0	2	1	0	4	1	0
1955	2	1	0	1	1	1	3	2	1
1956	3	0	0	2	1	0	5	1	0
1957	3	0	0	1	2	0	4	2	0
1958	1	2	0	1	3	0	2	5	0
1959	2	1	0	3	0	0	5	1	0
1960	2	1	0	2	1	0	4	2	0
1961	3	0	0	2	1	0	5	1	0
1962	3	0	0	3	0	0	6	0	0
1963	4	0	0	3	0	0	7	0	0
1964	3	0	0	3	0	0	6	0	0
1965	4	0	0	3	0	0	7	0	0
1966	3	0	0	2	1	0	5	1	0
1967	1	3	0	1	2	0	2	5	0
1968	3	0	0	3	0	0	6	0	0
1969	4	0	0	2	1	0	6	1	0
1970	3	1	0	3	0	0	6	1	0
1971	3	1	0	3	1	0	6	2	0
1972	2	2	0	2	1	0	4	3	0
1973	2	2	0	2	1	0	4	3	0
1974	2	1	1	2	1	0	4	2	1
1975	4	0	0	2	1	0	6	1	0
1976	2	2	0	2	1	0	4	3	0
1977	4	0	0	2	1	0	6	1	0
1978	3	0	0	3	0	0	6	0	0
1979	4	0	0	2	1	0	6	1	0
1980	2	1	0	4	0	0	6	1	0
1981	2	1	0	2	1	0	4	2	0
1982	4	0	0	3	0	0	7	0	0
1983	2	2	0	2	1	0	4	3	0
1984	3	0	1	2	1	0	5	1	1
1985	4	0	0	1	1	0	5	1	0
1986	3	0	0	3	0	0	6	1	0
1987	1	2	0	3	0	0	4	2	0
1988	4	0	0	3	0	0	7	0	0
1989	3	0	0	2	1	0	5	1	0
1990	1	3	0	1	2	0	2	5	0
1991	3	1	0	2	1	0	5	2	0
1992	0	3	0	1	2	0	1	5	0
1993	0	3	0	2	0	0	2	3	0
1994	2	1	0	2	1	0	4	2	0
1995	3	0	0	2	1	0	5	1	0
1996	1	2	0	2	2	0	3	4	0
1997	1	2	0	2	1	0	3	3	0
1998	3	0	0	3	0	0	6	0	0
1999	3	0	0	2	2	0	5	2	0
2000	2	0	0	4	1	0	6	1	0
2001	2	0	0	4	1	0	6	2	0
2002	3	0	0	3	2	0	6	2	0
2003	2	0	0	3	2	0	5	2	0
2004	1	1	0	3	2	0	4	3	0
2005	2	0	0	1	3	0	3	3	0
Total	155	64	4	259	104	10	421	165	14



The concourses of the stadium include "Championship Alley" (right), "Bowl Alley" and "All-American Alley" (below), which honor the top teams and players in UA history.



2006



UNIVERSITY OF ARKANSAS





FACILITIES

OTHER UA FACILITIES

With the same vision that fueled his development of one of the top athletic departments in the nation, Arkansas Athletic Director Frank Broyles has spearheaded an aggressive building campaign that gives the Razorbacks a competitive edge in recruiting and providing fans with the finest venues available.

By renovating and expanding some facilities and constructing new ones, UA has assembled a collection of athletic facilities valued at nearly \$258 million that sets the standard by which others are measured.

This dedication to facilities has once again placed Arkansas' men's athletic facilities at the forefront (UA has separate men's and women's departments). Future projects ensure Arkansas will maintain its national prominence while enhancing the enjoyment of fans and student-athletes alike.



BROYLES ATHLETIC CENTER

- Includes a spacious team film room, meeting rooms, the locker room, coaches offices and the player lounge
- Houses the Jerry Jones/Jim Lindsey Hall of Champions, which overlooks the field at Donald W. Reynolds Razorback Stadium



WILLARD AND PAT WALKER PAVILION

- Willard and Pat Walker have given generously to UA athletics
- The facility measures 380 feet long and 200 feet wide, providing 76,000 square feet of usable space with a 120-yard football field
- With a height of 52 feet, the football team is free to work on all aspects of its game
- Completed in 1998 and resurfaced with AstroPlay in 2002



WALKER FAMILY TRAINING CENTER

- Built into the Williard and Pat Walker Pavilion and completed on Jan. 18, 2005, the center overlooks both the indoor and outdoor football practice fields
- The facility covers 38,000 square feet – 19,000 for the weight room and 19,000 for conditioning, including sprint lanes and sand lanes
- Features include a nutritional area with a juice bar and ice cream/protein machine, 13 42-inch flat screen televisions for viewing and adjusting technique, and an on-site athletic training room
- The center includes the Camden and Sue Greene Speed Development Center, which features sprint and sand lanes



RANDAL TYSON TRACK CENTER

- The facility served as the site of the NCAA Indoor Track and Field Championships the first year it was built and has hosted the event every year since, from 2000 through 2006
- The facility, located next to Baum Stadium at George Cole Field, served as the site of the 2000, 2002 and 2005 Southeastern Conference Indoor Track and Field Championships

2006



RAZORBACK FOOTBALL





FACILITIES

OTHER UA FACILITIES



JOHN McDONNELL FIELD

- Rededicated in honor of Arkansas' men's cross country/track and field coach John McDonnell in 1998, the entire facility was razed and a new one constructed in 2006 with seating for 7,000
- The site of the annual John McDonnell Invitational and the 2006 SEC Track and Field Championships
- Named for the coach who has amassed a total of 42 NCAA national championships in cross country, indoor track and outdoor track, including the 2006 NCAA crown in indoor track



BAUM STADIUM AT GEORGE COLE FIELD

- Named the nation's second-best collegiate baseball facility in a 2003 survey by Baseball America magazine after ranking first in the publication's previous survey in 1998
- Designed by the same firm that developed Oriole Park at Camden Yards, Jacobs Field, Coors Field and AT&T Park
- 2003 upgrades included the addition of 2,600 chairback seats, and the enclosing of the hitting and pitching cages; 2004 upgrades included a conversion from artificial turf to natural grass and a state-of-the-art 76-foot-by-51-foot scoreboard with video board and message center.



BUD WALTON ARENA

- Fifth-largest on-campus basketball facility in the nation (19,200)
- Houses coaches' offices for men's basketball and men's track and field/cross country, along with strength and conditioning, and athletic training facilities
- Houses the Hog Heaven store, where fans can purchase officially licensed UA merchandise year-round
- Houses the Tommy Boyer Hall of Champions, which highlights UA's tradition in men's basketball and other sports

DILLS INDOOR TENNIS CENTER & UA OUTDOOR TENNIS COMPLEX

- Rededicated as the Dills Indoor Tennis Center on April 30, 2002
- Jane Dills Morgan and Nancy Dills Lee, along with Ewell Lee, made a sizeable donation to renovate the facility in the name of Robert "Bob" and Lucile Dills, who were early and longtime supporters
- Improvements made included a new ceiling and insulation system, 96 new lamps, two new courts, the resurfacing of all six courts and six electronic scoreboards



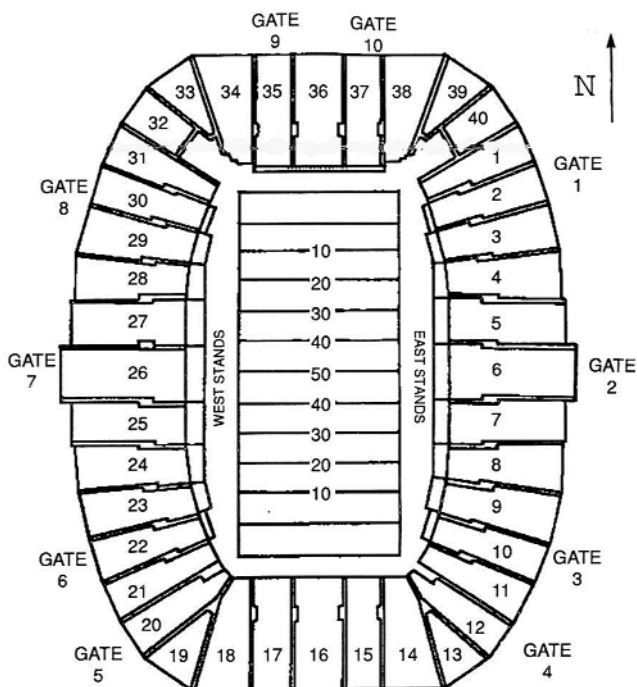
FRED W. AND MARY B. SMITH RAZORBACK GOLF CENTER

- The golf center, which opened in the spring of 2004, includes a state-of-the-art indoor practice facility with six indoor-outdoor practice bays, an indoor video swing analysis station, coaches offices and fully furnished locker room facilities.
- The golf center is located at Blessings Golf Course (7,500 yards, par 72), which was designed by Robert Trent Jones, Jr., in Johnson, Ark., just a few miles from the UA campus





WAR MEMORIAL STADIUM



WAR MEMORIAL

WAR MEMORIAL STADIUM FACTS

CAPACITY:
53,727

FIRST GAME AND DEDICATION:
Sept. 18, 1948 (Arkansas 40, Abilene Christian 6)

ARKANSAS' WAR MEMORIAL STADIUM RECORD:
137-51-2 (.726)

ARKANSAS' LITTLE ROCK RECORD:
155-64-4 (.704)

The Razorbacks' home venue in Central Arkansas for 58 years, War Memorial Stadium will continue to host Arkansas football games for at least another nine years. During that span, the facility will host three UA games in two seasons, and two UA games this year and in six other seasons.

Three-year UA letterman and Congressional Medal of Honor Winner Maurice (Footsie) Britt was the featured speaker during dedication ceremonies for War Memorial Stadium on Sept. 18, 1948. On that day, a crowd of 24,950 (a record football attendance in Arkansas at that time) watched the Razorbacks defeat Abilene Christian, 40-6.

During its 58-year existence, the facility has expanded from its original capacity of 31,000 to its current figure of 53,727.

A complete lighting system and Astroturf surface were added for the 1970 season with a new artificial surface to follow in 1974. Ten years later, another new layer of artificial turf was installed before a return to natural grass was made in 1994. AstroPlay was installed for the 2002 season.

Now named for longtime sportswriter and an authority on Razorback history, the Orville Henry Press Box at War Memorial Stadium was honored as the best in the nation by the Football Writers Association of America in 1974 - an honor for both the facility and the services provided.



2006



RAZORBACK FOOTBALL



FACILITIES

ATTENDANCE RECORDS

ALL GAMES:

Any Game: 107,262 at Tennessee, Nov. 11, 2000
 Regular Season Game: 107,262 at Tennessee, Nov. 11, 2000
 Season Total: 791,661 in 11 games in 2005 (regular season)
 720,540 in 12 games in 1999 (Cotton Bowl)
 909,829 in 14 games in 2002

HOME GAMES

Game - Fayetteville (Donald W. Reynolds Razorback Stadium)
 75,671 vs. Texas, 2004
 Game - Little Rock (War Memorial Stadium) 55,912 vs.
 Alabama, 1992
 Season Total - Fayetteville: 353,446 in 2004 (5 games)
 Little Rock: 221,686 in 1979 (4 games)
 Both: 486,016 in 2002 (8 games)
 Season Average - Fayetteville: 70,689 in 2004
 Little Rock: 55,721 in 2003
 Both: 68,213 in 2004

DONALD W. REYNOLDS RAZORBACK STADIUM - Fayetteville, Ark.

OPPONENT	DATE	ATTENDANCE
Texas	Sept. 11, 2004	75,671
Auburn	Oct. 11, 2003	74,026
Florida	Oct. 18, 2003	73,934
Alabama	Sept. 28, 2002	73,551
Alabama	Sept. 25, 2004	72,543
Ole Miss	Oct. 26, 2002	71,723
Auburn	Oct. 15, 2005	71,673
Georgia	Oct. 23, 2004	71,644
Tennessee	Sept. 3, 2001	70,470
Boise State	Sept. 7, 2002	70,142
New Mexico State	Sept. 4, 2004	70,114
Tulsa	Sept. 6, 2003	69,442
Vanderbilt	Sept. 10, 2005	68,215
Mississippi State	Nov. 17, 2001	67,314
Auburn	Oct. 27, 2001	67,213
Missouri St.	Sept. 3, 2005	66,424
South Carolina	Nov. 5, 2005	65,837
Ole Miss	Nov. 13, 2004	63,474
Mississippi State	Nov. 22, 2003	62,547
Kentucky	Oct. 19, 2002	61,573
Central Florida	Nov. 10, 2001	61,527
Louisiana-Lafayette	Nov. 16, 2002	54,843
Texas A&M	Nov. 12, 1988	53,818
New Mexico State	Nov. 15, 2003	53,728
Texas	Oct. 21, 1989	53,316
Texas	Oct. 18, 1985	53,212
Tennessee	Nov. 13, 1999	52,815
Tennessee	Oct. 7, 1995	52,728
Weber State	Oct. 6, 2001	52,683
Florida	Oct. 5, 1996	52,318
Alabama	Sept. 17, 1994	52,089
Middle Tennessee	Oct. 8, 1999	51,896
Alabama	Sept. 26, 1998	51,763
SMU	Nov. 23, 1985	51,644
Baylor	Nov. 11, 1989	51,532
Tulsa	Sept. 16, 1989	51,518
Baylor	Nov. 7, 1987	51,496
Alabama	Sept. 23, 2000	51,482

*Donald W. Reynolds Razorback Stadium expanded to 72,000 in 2001.

WAR MEMORIAL STADIUM - Little Rock, Ark.

OPPONENT	DATE	ATTENDANCE
Alabama	Sept. 19, 1992	55,912
Texas	Oct. 20, 1979	55,838
LSU	Nov. 27, 1998	55,831
LSU	Nov. 26, 2004	55,829
North Texas	Sept. 20, 2003	55,825
Oklahoma State	Sept. 20, 1980	55,822
South Florida	Sept. 14, 2002	55,817
Oklahoma State	Sept. 22, 1979	55,812
Kentucky	Oct. 3, 1998	55,782
Vanderbilt	Sept. 16, 1978	55,718
Mississippi State	Nov. 19, 2005	55,712
Auburn	Oct. 28, 1995	55,630
South Carolina	Nov. 6, 2003	55,617
LSU	Nov. 29, 2002	55,553
SMU	Sept. 9, 1998	55,544
Mississippi State	Nov. 20, 1999	55,491
Ole Miss	Sept. 15, 1984	55,480
Louisiana-Monroe	Sept. 18, 1999	55,382
Ole Miss	Sept. 17, 1988	55,360
Colorado State	Sept. 15, 1979	55,318
Miami (Fla.)	Sept. 26, 1987	55,310
Ole Miss	Sept. 13, 1987	55,230
South Carolina	Oct. 16, 1999	55,123

ON THE ROAD

OPPONENT	DATE	ATTENDANCE
Tennessee	Nov. 11, 2000	107,262
Tennessee	Nov. 14, 1998	106,365
Tennessee	Oct. 5, 2002	105,688

OPPONENT

DATE

ATTENDANCE

Tennessee	Nov. 16, 1996	103,158
Tennessee	Oct. 10, 1992	95,202
Tennessee	Oct. 8, 1994	94,997
Georgia	Oct. 22, 2005	92,746
LSU	Nov. 28, 2003	92,213
LSU	Nov. 25, 2005	92,127
Southern California	Sept. 17, 2005	90,411
Florida	Oct. 2, 2004	90,014
LSU	Nov. 23, 2001	89,560
Auburn	Oct. 16, 2004	87,451
Georgia	Sept. 29, 2001	86,520
Florida	Oct. 4, 1997	85,235
Auburn	Oct. 29, 1994	85,214
Auburn	Nov. 2, 1996	84,763
Auburn	Oct. 12, 2002	84,692
Alabama	Sept. 22, 2001	83,818
Alabama	Sept. 25, 1999	83,818
Auburn	Oct. 28, 2000	83,642
Texas	Sept. 13, 2003	83,271
Alabama (Sugar Bowl)	Jan. 1, 1962	82,910
Ole Miss (Sugar Bowl)	Jan. 1, 1963	82,910
Alabama	Sept. 27, 2003	82,818
Ole Miss (Sugar Bowl)	Jan. 1, 1970	82,500
Georgia (Sugar Bowl)	Jan. 1, 1969	82,113

YEAR FAYETTEVILLE LITTLE ROCK TOTAL

YEAR	FAYETTEVILLE	LITTLE ROCK	TOTAL
Prior to 1944 unavailable			
1944	(3) 10,820	(1) 11,043	(4) 21,863
1945	(3) 26,908	(1) 13,878	(4) 40,786
1946	(4) 35,175	(1) 16,624	(5) 51,799
1947	(3) 41,976	(1) 13,934	(4) 55,910
1948	(3) 43,440	(4) 96,092	(7) 139,532
1949	(3) 45,213	(3) 65,129	(6) 110,342
1950	(3) 41,970	(3) 67,017	(6) 108,987
1951	(3) 49,563	(3) 54,334	(6) 103,897
1952	(3) 38,563	(3) 64,327	(6) 102,890
1953	(3) 41,155	(3) 62,231	(6) 103,386
1954	(3) 55,189	(2) 70,454	(5) 125,643
1955	(3) 60,597	(3) 92,882	(6) 153,479
1956	(3) 57,806	(3) 96,127	(6) 153,933
1957	(3) 68,482	(3) 92,230	(6) 160,712
1958	(3) 71,412	(3) 98,040	(6) 169,452
1959	(3) 73,327	(3) 109,997	(6) 183,324
1960	(3) 87,200	(3) 120,420	(6) 207,620
1961	(3) 82,500	(3) 114,000	(6) 196,500
1962	(3) 92,800	(3) 114,200	(6) 207,000
1963	(3) 83,230	(4) 163,700	(7) 246,930
1964	(3) 92,150	(3) 118,640	(6) 210,790
1965	(3) 115,350	(4) 178,500	(7) 293,850
1966	(3) 122,900	(3) 135,050	(6) 257,950
1967	(3) 121,953	(4) 187,634	(7) 309,587
1968	(3) 126,958	(3) 148,221	(6) 275,179
1969	(3) 131,355	(4) 170,717	(7) 302,072
1970	(3) 123,000	(4) 194,000	(7) 317,000
1971	(4) 163,977	(4) 217,244	(8) 381,221
1972	(3) 120,015	(4) 209,102	(7) 329,117
1973	(3) 120,439	(4) 179,542	(7) 299,981
1974	(3) 120,500	(4) 200,309	(7) 320,809
1975	(3) 118,460	(4) 201,575	(7) 320,025
1976	(3) 121,657	(4) 194,462	(7) 316,119
1977	(3) 131,611	(4) 214,991	(7) 346,601
1978	(3) 135,284	(3) 164,266	(6) 299,550
1979	(3) 132,345	(4) 221,686	(7) 354,031
1980	(3) 122,047	(4) 214,874	(7) 336,924
1981	(3) 129,991	(3) 163,710	(6) 293,701
1982	(3) 132,486	(4) 217,904	(7) 350,390
1983	(3) 131,102	(4) 193,160	(7) 324,262
1984	(3) 123,908	(4) 219,568	(7) 343,476
1985	(2) 104,856	(4) 218,640	(6) 323,496
1986	(4) 191,880	(3) 165,248	(7) 357,128
1987	(3) 132,734	(3) 137,412	(6) 270,146
1988	(3) 138,066	(4) 205,390	(7) 343,456
1989	(3) 156,366	(3) 150,464	(6) 306,830
1990	(3) 146,650	(4) 199,842	(7) 346,492
1991	(3) 131,420	(4) 191,578	(7) 322,998
1992	(3) 118,001	(3) 150,505	(6) 268,506
1993	(3) 125,946	(3) 155,928	(6) 281,874
1994	(3) 139,757	(3) 149,419	(6) 289,176
1995	(3) 144,116	(3) 162,835	(6) 306,951
1996	(3) 139,549	(4) 172,313	(7) 311,862
1997	(3) 127,020	(3) 153,704	(6) 280,723
1998	(3) 148,440	(3) 167,157	(6) 315,597
1999	(3) 155,844	(3) 165,996	(6) 321,840
2000	(4) 203,238	(3) 152,214	(7) 355,452
2001	(5) 319,207	(2) 105,727	(7) 424,934
2002	(5) 331,832	(3) 154,184	(8) 486,016
2003	(5) 333,677	(2) 111,442	(7) 445,119
2004	(5) 353,446	(1) 55,829	(6) 409,275
2005	(4) 272,149	(2) 109,921	(6) 382,070
TOTAL	7,649,008	8,717,562	16,366,570

() - Number of games at stadium





The University of Arkansas Men's Sports Information Office appreciates your interest in UA football and strives to assist you in your coverage. Our offices are located on the top floor of the Broyles Athletic Center located north of Donald W. Reynolds Razorback Stadium. A list of our staff members, our address, and our telephone and fax numbers follows:

Mailing address:
 UA Men's Sports Information
 PO Box 7777
 Fayetteville, AR 72702-7777
 (479) 575-2751
 (479) 575-7481 FAX

Shipping address:
 UA Men's Sports Information
 Broyles Athletic Center
 300 North Razorback Road
 Fayetteville, AR 72701

Website:
www.hogwired.com



Kevin Trainor
 Assistant Athletic Director/
 Sports Information Director
 (Football Contact)



Robby Edwards
 Associate Sports
 Information Director




Josh Maxson
 Assistant Sports
 Information Director



Molly O'Mara
 Assistant Sports
 Information Director



Mary Lynn Gibson
 Secretary



Meredith Adams
 Student Assistant



Matt Dozier
 Student Assistant



Claire Scruggs
 Student Assistant



Emily Striegler
 Student Assistant



David Wright
 Student Assistant

Student Assistant Not Pictured

Ross McDaniel

The policies that follow have been prepared in consideration of your needs, as well as the needs of our student-athletes and coaches, in hopes of creating a positive working environment for us all. As always, we welcome your suggestions and will try to accommodate any special requests you may have.

STUDENT-ATHLETE INTERVIEWS

Interviews with our student-athletes are encouraged, but we require all interview arrangements be made via the sports information office. **Student-athletes are instructed to decline any interviews not pre-arranged by the sports information department.** UA football student-athletes are generally available for in-person interviews Monday through Thursday prior to afternoon meetings (usually from 12:30 p.m. to 1:30 p.m.) and again after each day's practice. **All student-athlete and assistant coach interview requests must be made at least a day in advance to allow time to facilitate the notification process.** No interviews will be scheduled for the period between afternoon meetings and that day's practice. No interviews will be conducted on Friday or Saturday (except post-game). Telephone interviews can be arranged, but student-athletes' telephone numbers will not be provided and student-athletes are instructed to politely decline interviews when contacted by telephone.

Student housing, the training room, the weight room and locker rooms are off-limits to members of the media. Exceptions to this policy may be made in the event of a pre-arranged story that may involve a request to shoot video in a restricted area.

DAILY PRACTICE

Following each practice session, head coach Houston Nutt will conduct a group interview with members of the media. Video and still photographers from accredited media outlets wishing to shoot practices are asked to consult with the sports information office for current guidelines prior to arrival at the practice field. As a general rule, video and photography are allowed during the entire pre-practice (stretching) period and the first 15 minutes of actual practice time.

Following each practice session Monday through Thursday, the sports information office will produce a brief, Associated Press-style practice story, including quotes from Nutt. The story may be retrieved from the Razorbacks' official website, Hogwired.com. The story may also be e-mailed to accredited media members upon their request.

NUTT'S SUNDAY MEDIA BRIEFINGS

Head coach Houston Nutt will brief members of the media and answer questions each Sunday at 3 p.m. CT during the season (except following open dates) to offer analysis of the preceding game and to preview the upcoming game. Nutt's Sunday briefings are held in the conference room adjacent to his office on the second floor of the Broyles Athletic Center.

Excerpts of Nutt's Sunday briefing can be retrieved by accessing the UA's official website: www.hogwired.com. The excerpts will be posted by 5 p.m. CT each Sunday. The excerpts can also be e-mailed to accredited media members upon their request.

NUTT'S AFTERNOON INTERVIEWS

As his schedule allows, head coach Houston Nutt is available for weekday interviews from 1 p.m. CT to 2:30 p.m. CT. All weekday interviews with Nutt must be arranged through the sports information office.

SEC WEEKLY COACHES' TELECONFERENCE

In conjunction with the Southeastern Conference, head coach Houston Nutt will participate each week in the league's teleconference of football coaches. The teleconferences will be conducted each Wednesday from Aug. 30 to Nov. 22 from 10 a.m. CT to 11:17 a.m. CT. Nutt's scheduled time slot is from





MEDIA

MEDIA INFORMATION

11:03 a.m. CT to 11:10 a.m. CT. Accredited media members only may access the broadcast-quality teleconference. Callers may participate in the question-and-answer session with an individual coach or all SEC coaches. For more information and the teleconference number, contact the UA men's sports information office or the SEC Media Relations Office at (205) 458-3010.

ARKANSAS SATELLITE UPLINK

The Arkansas Men's Sports Information Office will offer its own uplink of highlights and interviews once a week during the 2006 season. Please contact the sports information office at (479) 575-2751 for dates, times and coordinates.

HOGWIRED.COM

The latest information on all Razorback men's sports, including football, is just a click away on the world wide web at Hogwired.com — the official website of UA men's athletics. Game notes, quotes from Nutt's Sunday media briefing and daily practice stories are just a few of the items included on-line. The site also offers biographical information on UA coaches and student-athletes, statistics, game stories and schedules. Fans can also access radio broadcasts of UA football, basketball and baseball games via links provided on Hogwired.com.

GAME CREDENTIAL REQUESTS

All requests for media and/or photo credentials must be made on letterhead by sports editors or sports directors of accredited media outlets only. Requests should be made at least two weeks in advance and must be mailed or faxed to Kevin Trainor at the address or fax number listed at the beginning of this section.

Credentials must be requested and will be granted on a game-by-game basis only. No multi-game or full season credentials will be issued.

Media and photo credentials to games in Fayetteville and/or Little Rock will be issued according to the following priority:

1. daily newspapers for production the next day
2. sports editors only of other Arkansas daily newspapers
3. originating broadcast of visiting team
4. accredited photographers (same priority as writers)
5. school publications (home and visiting campus publications [newspaper, yearbook, radio station, alumni magazine etc.] are limited to a total of two media and two photo passes)
6. accredited television sports directors and photographers
7. approved special coverage

Space limitations prevent accommodation of weekly media representatives, non-broadcasting radio personnel and professional scouts.

Due to lack of working space, credentials will not be issued to websites. The only possible exception is that one (1) credential may be issued to the official website of the opposing team and/or the website directly affiliated with the television network that has been granted live broadcast rights for the game.

Only fully accredited personnel directly involved in the coverage of the game will be admitted. Credentials are non-transferable. The University of Arkansas Men's Sports Information Office reserves the right to revoke any credential: (1) used by an individual other than the one for whom it was granted; (2) any individual who refuses to comply with press box and/or photographic area guidelines; (3) any individual who is not an accredited member of the media; (4) any individual under the age of 16.

Credentials will not be mailed. They may be picked up beginning three hours prior to kickoff at the media will call station at the base of the elevator at both Donald W. Reynolds Razorback Stadium in Fayetteville and War Memorial Stadium in Little Rock. Be prepared to present photo identification when picking up credentials.

SOUTHEASTERN CONFERENCE INTERNET POLICY AND GUIDELINES

By acceptance of a credential, the holder agrees to the following conditions for any and all football games hosted by the SEC and its member institutions.

1. The SEC and its member institutions grant a media organization a limited license to use certain gathered information on the media organization's own Internet or on-line site beginning at the start of an athletic event and up to the conclusion of such event, all subject to the following limitations and conditions:
 - a. No more than 10 still photographs may be used for news coverage of the game and other editorial purposes. Such still photographs must be used on a time-delayed basis, that is at least five (5) minutes after the happening of the event depicted by the still photograph.
 - b. It is agreed that video tape is NOT to be used on an Internet or on-line site (except that video tape may be shown as part of a single, non-archived, online "simulcast" of a television station's regularly-scheduled news program).
 - c. While a game is in progress, the use of textual statistical information is time-delayed and limited in amount (e.g., updates pertaining to score [detail only given in quarterly game updates], injuries and national, conference or institutional record-breaking performances, a condensed half-time story) so that an organization's Internet or on-line game coverage does not undercut the authorized and rights-paying fee organization's right to play-by-play accounts of the game and/or exclusivity as to such rights.
2. Any proposed media use on an Internet or on-line site of the game information that is more detailed and/or more than described above will require separate written authorization by the SEC and/or its member institutions. However, such written authorization will not permit the use of game information in entertainment contexts and will not authorize game coverage that, due to immediacy or detail, constitutes a play-by-play account of a game.
3. Should any of these conditions be breached, the SEC and/or its member institutions will issue a written warning for the first violation. If this violation occurs during the last game of the institutions' regularly-scheduled season, the media organization may not be credentialed for the SEC Football Championship Game. A second violation of this policy will result in the revocation of credentials to cover future football games hosted by the SEC and/or its member institutions.

GAMEDAY PARKING

Limited parking is available in Fayetteville and Little Rock for media members. Those media members needing parking should make the request at least two weeks in advance to allow time for mailing.

TELEPHONES

UA provides ample telephones on a first-come, first-served basis for media members in the press boxes at both Fayetteville and Little Rock. A credit card is required for making calls from these phones. Media members wishing to install a telephone line for exclusive use at either stadium should contact the sports information office at (479) 575-2751 for information and requirements.

2006

UNIVERSITY OF ARKANSAS





ARKANSAS RAZORBACK SPORTS NETWORK

The Arkansas Razorback Sports Network, a division of Little Rock-based KATV Channel 7, is in its 13th year of producing and delivering every moment of Razorback football to thousands of Hog fans world-wide.



ARSN, as the exclusive provider of all Razorback sports programming, produces and distributes all football, baseball and men's basketball radio broadcasts, and televises six live basketball games each season. Each weekday during the football and basketball seasons, Hog fans can get all the latest news on the Razorbacks by listening to the daily "Razorback Report" on any of the ARSN affiliate stations.

In addition to radio, ARSN produces all pay-per-view events of the university and coordinates special projects, such as home video production and marketing.

GETTING THE HOGS ON THE AIR... AND TO THE FANS!



PAUL EELLS — Play-by-Play Announcer

Eells serves as the "Voice of the Razorbacks" for football radio and also serves as the sports director for KATV, Channel 7 News, in Little Rock. This year marks his 29th season calling the Hogs' action-- "Oh My!" He has been named Arkansas Sportscaster of the Year 11 times and includes the 2000 Cotton Bowl victory, and the 2001 seven-overtime game against Ole Miss and the 2003 seven-overtime game against Kentucky as highlights of his time with the Razorbacks.



KEITH JACKSON — Analyst

Jackson is in his seventh season with ARSN. The Little Rock native was a two-time All-American at Oklahoma, and a six-time Pro Bowl and three-time All-Pro selection, playing in the NFL with Philadelphia, Miami and Green Bay, and winning a Super Bowl championship with the Packers. Jackson has worked as an analyst for "TNT" and "FOX Sports Network" telecasts.



CHUCK BARRETT — Executive Producer / Host

Barrett is in his 13th season with ARSN and his 11th as executive producer. He serves as the host of the ARSN Pre-Game Show, Halftime and Scoreboard shows during football season. Barrett also hosts the football version of the Razorback Report. Barrett, who has been the play-by-play voice of the baseball Razorbacks since UA joined the SEC in 1992, also hosts Sports Rap, a daily state-wide call-in show.



QUINN GROVEY — Co-Host and Sideline Reporter

Grovey is in his ninth year with ARSN. The former Hog quarterback is co-host with Chuck Barrett of the pre-game and post-game shows, and provides insight during games as a sideline reporter. Grovey is a regional personnel manager for Home Depot.



SCOTT INMAN — Scoreboard Show Host

Inman begins his eighth year with ARSN. He serves as the pre-game and halftime studio host, and closes out each football game with the Scoreboard Show. Inman is also co-anchor of KATV's 5, 6 and 10 p.m. newscasts. A native Arkansan, he grew up in Stuttgart and graduated from Arkansas State University in 1995, where he served as the voice of Jonesboro High School football and basketball, as well as ASU Lady Indians basketball.

Contacting ARSN

Arkansas Razorback Sports Network
P.O. Box 77
Little Rock, AR 72203
Phone: 501-324-7562 or
c/o KATV: 800-324-7479
Fax: 501-324-7509

Manager: Todd Curtis

Affiliate Relations Director:
Leigha Floyd

Studio Operations Director:
Lee Francis

Field Operations Director:
James Dokes

Director of Sales & Marketing,
KATV, LLC: Mark Rose

2006 ARSN FOOTBALL NETWORK

Batesville- Mt. View	KWOZ-FM	103.3
Blytheville	KQDD-FM	107.3
Camden	KAMD-FM	97.1
Clarksville	KXIO-FM	106.9
Cleveland, MS	WDTL-FM	92.7
Crossett	KAGH-AM/FM	800 / 104.9
DeQueen	KDQN-FM	92.1
El Dorado	KMRX-FM	96.1
Fayetteville	KEZA-FM	107.9
Fayetteville	KKEG-FM	92.1
Forrest City-Marianna	KBFC-FM	93.5
Fort Smith	KFPW-AM / KQBK-FM	1230 / 104.7
Fort Smith	KHGG-AM/FM	1580 / 103.1
Fort Smith	KTTG-FM	96.3
Hamburg	KHMB-FM	99.5
Harrison	KHOZ-AM/FM	900/102.9
Hope	KHPA-FM	104.9
Hot Springs	KLAZ-FM / KBHS-AM	105.9 / 1420
Helena	KFFA-AM/FM	1360 / 103.1
Little Rock	KABZ-FM	103.7
Little Rock	KARN-AM/FM	920 / 102.9
Magnolia	KZHE-FM	100.5
Mena	KENA-FM	102.1
Monticello	KHBM-FM	93.7
Morrilton	KVOM-FM	101.7
Mountain Home - Yellville	KOMT-FM	107.5
Murfreesboro	KMTB-FM	99.5
Newport	KOKR-FM	96.7
Ozark	KDYN-AM/FM	1540 / 96.7
Pine Bluff	KPBQ-FM	101.3
Pocahontas	KPOC-FM	104.1
Russellville	KARV-AM/FM	610 / 101.3
Russellville - Dardanelle	KCAB-AM / KCJC-FM	980 / 102.3
Salem	KSAR-FM	92.3
Searcy	KSMD-FM	99.1
Stuttgart	KWAK-AM/FM	1240 / 105.5
Texarkana, AR	KPGG-FM	103.9
Tulsa, OK	KCFO-AM	970
Warren	KWRF-AM/FM	860 / 105.5
White Hall -Pine Bluff	KTRN-FM	104.5
Wynne	KWYN-AM/FM	1400 / 92.5
Yellville / Mountain Home	KCTT-FM	101.7

2006



RAZORBACK FOOTBALL





MEDIA

PRIMARY MEDIA OUTLETS

Northwest Arkansas

Northwest Arkansas Times

P.O. Box 1607
Fayetteville, AR 72702-1607
479-571-6419
FAX 479-442-1714
Terry Wood - sports editor

Arkansas Democrat-Gazette

Northwest Arkansas Bureau
515 Enterprise, Suite 106
Lowell, AR 72745
479-770-8469 or 888-223-9846
FAX 479-770-8484

Scott Cain – Basketball/Football Beat

4302 Stonecrest
Springdale, AR 72762
479-927-5269
FAX 501-927-5284

Bob Holt – Football/Basketball Beat

629 E. Lafayette
Fayetteville, AR 72701
479-582-2412
FAX 479-528-2412

The Morning News of Northwest Arkansas

P.O. Box 7
Springdale, AR 72765
479-872-5131
FAX 479-872-5055
Chip Souza – sports editor
Paul Boyd – asst. sports editor
Alex Abrams - beat
Jerry Reed – beat
Ryan Aber – beat
Grant Hall
Mike Capshaw

Nate Allen Sports Services

Nate Allen
P.O. Box 3105
Fayetteville, AR 72702
479-442-5536

KFSM-TV (CBS)

4201 N. Shiloh Drive, Ste 169
Fayetteville, AR 72703
479-521-1378
FAX 479-521-6579
Mike Irwin – sports director
Dale Nicholson III

KHOG-TV (ABC)

15 N. Church Street
Fayetteville, AR 72701
479-521-1010
FAX 479-521-1430
Mark Lericos – sports director
Derek Burleson, Beau McCastlain

KNWA (NBC)

15 S. Block
Fayetteville, AR 72701
479-684-4423; 841-7315

FAX 479-571-8900
Bo Mattingly – sports director
Jason Carroll – producer
Aaron Peters

Hawgs Illustrated (Specialty Publication)

P.O. Box 7
2560 N. Lowell Road
Springdale, AR 72764
479-872-5177
FAX 479-872-5170
Clay Henry – editor
Dudley Dawson

Arkansas Traveler (University)

119 Kimpel Hall
Fayetteville, AR 72701
479-575-3406
FAX 479-575-3306

Southwest Times Record

P.O. Box 1359
Fort Smith, AR 72902
479-785-7753
FAX 479-784-0413
Scott Faldon – sports editor
Grant Tolley

KFSM-TV (CBS)

P.O. BOX 369
Fort Smith, AR 72901
479-783-1191
FAX 479-783-3295; 783-1965

KHBS-TV (ABC)

2415 N. Albert Pike
Fort Smith, AR 72904
479-783-8133
FAX 479-783-0550

UATV-TV (University)

University of Arkansas
116 Kimpel Hall
Fayetteville, AR 72701
479-575-3601
FAX 479-575-4314
Larry Foley – faculty manager

Central Arkansas

Arkansas Democrat-Gazette

P.O. Box 2221
Little Rock, AR 72203
501-378-3411
FAX 501-378-3869
Wally Hall – sports editor/columnist

Arkansas News Bureau

401 S. Victory
Little Rock, AR 72201
501-374-0699
FAX 501-374-0860
Harry King

Associated Press

Suite 308, Benton Bldg.
10810 Executive Center Drive

Little Rock, AR 72211
800-715-7291 / 501-225-3668
FAX 501-225-3249
Noah Trister

KATV-TV (ABC)

P.O. Box 77
Little Rock, AR 72203
501-324-7544
FAX 501-324-7852
Paul Eells – sports director
Steve Sullivan
Chris Scott - producer

KARK-TV (NBC)

1401 W. Capitol #104
Little Rock, AR 72201
501-340-4528
FAX 501-375-1961
Bo Mattingly – sports director
Keli Fulton, Aaron Nolan

KLRT-TV (Fox 16)

10800 Colonel Glenn Rd.
Little Rock, AR 72204
501-217-4257
FAX 501-227-0855
David Raath, Chris Kolkhorst

KTHV-TV (CBS)

P.O. Box 269
Little Rock, AR 72203
501-244-4572
501-244-4561
FAX 501-376-1645
Craig O'Neill – sports director
Mark Edwards, Wess Moore

Arkansas Razorback Sports Network

P.O. Box 77
Little Rock, AR 72203
501-324-7562
FAX 501-324-7509
Todd Curtis, Leigha Floyd

Pine Bluff Commercial

P.O. Box 6469
Pine Bluff, AR 71611
870-534-3400
FAX 870-534-0113
Blake Drehle – sports editor

Tulsa, Okla.

Tulsa World

P.O. Box 1770
Tulsa, OK 74102
918-581-8355
FAX 918-581-8352
Mike Strain – sports editor

KJRH-TV (NBC)

P.O. Box 2
Tulsa, OK 74101
918-742-6397
FAX 918-748-1436
Al Jerkins – sports director

Jason Shackelford, Marty Carpenter

KOTV-TV (CBS)

P.O. Box 6
Tulsa, OK 74101
918-582-6666
FAX 918-732-6185
John Holcomb – sports director
Mike Wolfe, Steve Wolfe
Scott Smith

KTUL-TV (ABC)

P.O. Box 8
Tulsa, OK 74101
918-445-9363
FAX 918-445-9359
Jack Bunds – sports director
Ruben Diaz, Rick Pendergraft

Memphis, Tenn.

The Commercial Appeal

495 Union Ave.
Memphis, TN 38103
901-529-2360
FAX 901-529-2362
Gary Robinson – exec. sports editor
Geoff Calkins – columnist
Marlon Morgan
Ron Higgins – SEC beat

WMC-TV (NBC)

1960 Union Ave.
Memphis, TN 38103
901-726-0408
FAX 901-278-7633
Jarvis Greer – sports director
Nick Paranjape, Dave Cera,
Carrie Anderson

WHBQ-TV (FOX)

485 S. Highland
Memphis, TN 38111
901-320-1340
FAX 901-320-1366
Matt Stark – sports director
Kevin Barbee

WPTY-TV (ABC) / WLMT (UPN-30)

2701 Union Extended
Memphis, TN 38112
901-321-7617
FAX 901-452-1820
Greg Gaston – sports director
Kevin Jenks, Jessica Taff, Rob Petrone,
Jamie Griffin

WREG-TV (CBS)

803 Channel 3 Drive
Memphis, TN 38103
901-543-2117
FAX 901-543-2167
Glenn Carver – sports director
Mike Ceide

2006

UNIVERSITY OF ARKANSAS





STEPHEN PARKER



CHRIS HOUSTON

ARKANSAS RAZORBACKS



JAMAAL ANDERSON



MARCUS HARRISON





PEYTON HILLIS



JACOB SKINNER

2006 RAZORBACK SCHEDULE

DATE	OPPONENT	SITE	TIME
Sept. 2	SOUTHERN CALIFORNIA (ESPN)	Fayetteville, Ark.	7:45 p.m.
Sept. 9	UTAH STATE	Fayetteville, Ark.	6 p.m.
Sept. 16	at Vanderbilt*	Nashville, Tenn.	TBA
Sept. 23	ALABAMA*	Fayetteville, Ark.	6 p.m.
Oct. 7	at Auburn*	Auburn, Ala.	TBA
Oct. 14	SOUTHEAST MISSOURI STATE [HC]	Fayetteville, Ark.	1 p.m.
Oct. 21	OLE MISS*	Fayetteville, Ark.	1 p.m.
Oct. 28	LOUISIANA-MONROE (ESPNU)	Little Rock, Ark.	TBA
Nov. 4	at South Carolina*	Columbia, S.C.	TBA
Nov. 11	TENNESSEE*	Fayetteville, Ark.	1 p.m.
Nov. 18	at Mississippi State*	Starkville, Miss.	TBA
Nov. 24	LSU* (CBS)	Little Rock, Ark.	1:30 p.m.

* Southeastern Conference game • [HC] Homecoming

HOME GAMES IN **RED ALL CAPS BOLD**

• ALL TIMES SUBJECT TO CHANGE

• ALL TIMES ARE CENTRAL



KEITH JACKSON



MARCUS MONK