

AIR FORCE

at Service Academies Spring Classic
Nat Buring Stadium, Millington, Tenn.; February 25

Location: Air Force Academy, Colo.
Nickname: Falcons
Conference: Mountain West
Head Coach: Mike Hutchinson
Career Record/Years: 264-271/12
Record at School/Years: 25-131/4
2006 Overall Record: 10-38
Conference Finish: 1-21/6th
Lettermen Returning/Lost: 15/7
Baseball Contact: Nick Arseniak
Email: nicholas.arseniak@usafa.af.mil
Office Phone: 719.333.9251
Office Fax: 719.333.3798
Press Box Phone: 713.333.3472
Web Site: <http://www.airforcesports.com>

DUQUESNE

Duquesne Field, Pittsburgh, Pa.; April 4
Lee Jackson Field, Akron, Ohio; May 9

Location: Pittsburgh, Pa.
Nickname: Dukes
Conference: Atlantic 10
Head Coach: Mike Wilson
Career Record/Years: 267-400-1/13
Record at school/Years: Same
2006 Overall Record: 19-34
Conference Finish: 12-15/9th
Lettermen Returning/Lost: 23/6
Baseball Contact: George Nieman
Email: nieman@duq.edu
Office Phone: 412.396.5376
Office Fax: 412.396.6210
Press Box Phone: 412.396.5245
Web Site: <http://www.goduquesne.com>

IPFW

Academy Park, Bradenton, Fla.
March 8

Location: Fort Wayne, Ind.
Nickname: Mastodons
Conference: Independent
Head Coach: Billy Gernon
Career Record/Years: 134-202-1/7
Record at school/Years: Same
2006 Overall Record: 21-28
Conference Finish: N/A
Lettermen Returning/Lost: 11/11
Baseball Contact: Rudy Yovich
Email: yovichr@ipfw.edu
Office Phone: 260.481.6646
Office Fax: 260.481.6002
Press Box Phone: N/A
Web Site: <http://www.gomastodons.com>

MISSOURI

at Service Academies Spring Classic
Nat Buring Stadium, Millington, Tenn.; February 23

Location: Columbia, Mo.
Nickname: Tigers
Conference: Big 12
Head Coach: Tim Jamieson
Career Record/Years: 399-290-2/12
Record at School/Years: Same
2006 Overall Record: 35-28
Conference Finish: 12-15/7th
Lettermen Returning/Lost: 10/12
Baseball Contact: Josh Murray
Email: murrayjos@missouri.edu
Office Phone: 573.882.0711
Office Fax: 573.882.4720
Press Box Phone: 573.884.8912
Web Site: <http://www.mutigers.com>

BRIGHAM YOUNG UNIVERSITY

at Service Academies Spring Classic
Nat Buring Stadium, Millington, Tenn.; February 24

Location: Provo, Utah
Nickname: Cougars
Conference: Mountain West
Head Coach: Vance Law
Career Record/Years: 288-183-3/7
Record at School/Years: Same
2006 Overall Record: 33-28
Conference Finish: 14-8/2nd
Lettermen Returning/Lost: 14/16
Baseball Contact: Robert R. Zobell
Email: ralph_zobell@byu.edu
Office Phone: 801.422.9769
Office Fax: 801.422.0633
Press Box Phone: N/A
Web Site: <http://www.byucougars.com>

EASTERN KENTUCKY

Turkey Hughes Field, Richmond, Ky.
March 2-4

Location: Richmond, Ky.
Nickname: Colonels
Conference: Ohio Valley
Head Coach: Elvis Dominguez
Career Record/Years: 128-143/5
Record at School/Years: Same
2006 Overall Record: 29-26
Conference Finish: 16-10/4th
Lettermen Returning/Lost: 22/13
Baseball Contact: Jeremy Cohen
Email: jeremy.cohen@eku.edu
Office Phone: 859.622.1253
Office Fax: 859.622.5108
Press Box Phone: 860.690.3482
Web Site: <http://www.ekusports.com>

MALONE

Lee Jackson Field, Akron, Ohio
April 3

Location: Canton, Ohio
Nickname: Pioneers
Conference: American Midwest Conference
Head Coach: Tom Crank
Career Record/Years: 85-65/3
Record at school/Years: 85-65/3
2006 Overall Record: 40-20
Conference Finish: 15-9/2nd
Lettermen Returning/Lost: 16/9
Baseball Contact: Mark Bankert
Email: mbankert@malone.edu
Office Phone: 330.471.8293
Office Fax: 330.471.8298
Press Box Phone: N/A
Web Site: www.malone.edu/1493

NORTHERN IOWA

Academy Park, Bradenton, Fla.
March 9

Location: Cedar Falls, Iowa
Nickname: Panthers
Conference: Missouri Valley
Head Coach: Rick Heller
Career Record/Years: 485-394-4/18
Record at School/Years: 194-200-1/6
2006 Overall Record: 28-27
Conference Finish: 10-14/T-7th
Lettermen Returning/Lost: 14/10
Baseball Contact: Kara Moran
Email: kara.moran@uni.edu
Office Phone: 319.273.5455
Office Fax: 319.415.0289
Press Box Phone: 319.232.5633
Web Site: <http://www.unipanthers.com>

CLEVELAND STATE UNIVERSITY

Lee Jackson Field, Akron, Ohio; March 28
Campana Park, Cleveland, Ohio; April 25

Location: Cleveland, Ohio
Nickname: Vikings
Conference: Horizon League
Head Coach: Kevin Kocks
Career Record/Years: 469-328
Record at School/Years: First Year
2006 Overall Record: 10-42
Conference Finish: 6-22/5th
Lettermen Returning/Lost: 24/3
Baseball Contact: Josh Rattray
Email: j.rattray@csuohio.edu
Office Phone: 216.687.4818
Office Fax: 216.523.7257
Press Box Phone: N/A
Web Site: <http://www.csuvikings.com>

GEORGETOWN

Academy Park, Bradenton, Fla.
March 9

Location: Wasington, D.C.
Nickname: Hoyas
Conference: Big East
Head Coach: Pete Wilk
Career Record/Years: 127-255/7
Record at school/Years: Same
2006 Overall Record: 24-32
Conference Finish: 10-17/10th
Lettermen Returning/Lost: 17/10
Baseball Contact: Mike Carey
Email: caw67@georgetown.edu
Office Phone: 202.687.7155/2492
Office Fax: 202.687.2491
Press Box Phone: 202.359.2266
Web Site: <http://www.guhoyas.com>

MEMPHIS

Nat Buring Stadium; Memphis, Tenn.; February 23
Nat Buring Stadium; Memphis, Tenn.; March 16-18

Location: Memphis, Tenn.
Nickname: Tigers
Conference: Conference USA
Head Coach: Daron Schoenrock
Career Record/Years: 70-122/4
Record at School/Years: 45-70/2
2006 Overall Record: 32-28
Conference Finish: 13-11/4th
Lettermen Returning/Lost: 12/10
Baseball Contact: Jason C. Redd
Email: jredd@memphis.edu
Office Phone: 901.678.4640
Office Fax: 901.678.4134
Press Box Phone: N/A
Web Site: <http://www.gotigersgo.com>

OHIO STATE UNIVERSITY

Bill Davis Stadium, Columbus, Ohio
May 2

Location: Columbus, Ohio
Nickname: Buckeyes
Conference: Big Ten
Head Coach: Bob Todd
Career Record/Years: 887-467-2/23
Record at School/Years: 763-385-2/19
2006 Overall Record: 37-21
Conference Finish: 19-12/3rd
Lettermen Returning/Lost: 19/6
Baseball Contact: Todd Lamb
Email: lamb.8@osu.edu
Office Phone: 614.688.0343
Office Fax: 614.266.4307
Press Box Phone: 614.292.0021
Web Site: <http://www.ohiostatebuckeyes.com>

2007 Non-Conference Opponents/Zips Lodging Schedule

PITTSBURGH

Lee Jackson Field, Akron, Ohio
April 10

Location:	Pittsburgh, Pa.
Nickname:	Panthers
Conference:	Big East
Head Coach:	Joe Jordano
Career Record/Years:	537-328-2/19
Record at school/Years:	254-210-2/9
2006 Overall Record:	23-29
Conference Finish:	10-17
Lettermen Returning/Lost:	16/9
Baseball Contact:	Mendy Nestor
Email:	mnestor@athletics.pitt.edu
Office Phone:	412.648.8240
Office Fax:	412.648.8248
Press Box Phone:	N/A
Web Site:	http://www.pittsburghpanthers.com

VALPARAISO

Academy Park, Bradenton, Fla.
March 10

Location:	Valparaiso, Ind.
Nickname:	Crusaders
Conference:	Mid-Continent
Head Coach:	Tracy Woodson
Career Record/Years:	First Season
Record at school/Years:	First Season
2006 Overall Record:	17-34
Conference Finish:	9-14/7th
Lettermen Returning/Lost:	20/10
Baseball Contact:	Ryan Wronkovicz
Email:	ryan.wronkovicz@valpo.edu
Office Phone:	219.464.5232
Office Fax:	219.464.5762
Press Box Phone:	219.464.6006
Web Site:	http://www.valpo.edu/athletics

VERMONT

Academy Park, Bradenton, Fla.
March 11

Location:	Burlington, Vt.
Nickname:	Catamount
Conference:	America East
Head Coach:	Bill Currier
Career Record/Years:	415-384/19
Record at School/Years:	Same
2006 Overall Record:	19-34
Conference Finish:	16-8/1st
Lettermen Returning/Lost:	121/6
Baseball Contact:	Bruce Bosley
Email:	bruce.bosley@uvm.edu
Office Phone:	802.656.1109
Office Fax:	802.656.8328
Press Box Phone:	N/A
Web Site:	http://www.uvm.edu/~sportspr/

YOUNGSTOWN STATE

Lee Jackson Field, Akron, Ohio; April 11
Eastwood Field, Youngstown, Ohio; April 18

Location:	Youngstown, Ohio
Nickname:	Penguins
Conference:	Horizon League
Head Coach:	Mike Florak
Career Record/Years:	223-272-1
Record at school/Years:	190-239-1/9
2006 Overall Record:	26-29
Conference Finish:	16-13/4th
Lettermen Returning/Lost:	12/11
Baseball Contact:	John Vogel
Email:	javogel34@yahoo.com
Office Phone:	330.941.3192
Office Fax:	330.941.3191
Press Box Phone:	330.505.0000 ext. 229
Web Site:	http://www.ysusports.com

2007 ZIPS LODGING SCHEDULE

**Service Academies
Spring Classic**

Admiralty Inn
February 23-25, 2007
8181 Hwy #51 N. Millington
Millington, Tenn. 38053
Phone: 901.873.1000

Eastern Kentucky

Jameson Inn of Richmond
March 2-4, 2007
2006 Colby Taylor Dr.
Richmond, Ky. 40475
Phone: 859.623.0063

Spring Trip

Shorewalk Condominiums
March 8-11, 2007
4601 46th Street CT W
Bradenton, Fla. 39210
Phone: 941.794.9800

Memphis

Admiralty Inn
March 16-18, 2007
8181 Hwy #51 N. Millington
Millington, Tenn. 38053
Phone: 901.873.1000

Ball State

Best Western (Muncie)
March 23-25, 2007
3011 W. Bethel
Muncie, Ind. 47304
Phone: 765.282.0600

Western Michigan

Baymont Inn & Suites
April 6-8, 2007
2203 S. 11th St.
Kalamazoo, Mich. 49009
Phone: 269.372.7999

Bowling Green

Hampton Inn
April 20 - 22
142 Campbell Hill Rd.
Bowling Green, Ohio 43402
Phone: 419.353.3464

Buffalo

Ramada Hotel
April 27 - 29
2402 N. Forest Rd.
Amherst, N.Y. 14226
Phone: 716.636.7500

Miami (Ohio)

Best Western Sycamore Inn
May 17 - 19
6th E. St.
Oxford, Ohio 45056
Phone: 513.523.0000



BALL STATE

Ball Diamond, Muncie, Ind.
March 23 - 25

Location:	Muncie, Ind.
Enrollment:	17,285
Nickname:	Cardinals
Colors:	Cardinal and White
Home Field/Capacity:	Ball Diamond
Dimensions:	LF - 330, CF - 400, RF - 330
Athletics Director:	Tom Collins
Head Coach:	Greg Beals
Career Record/Years:	140-89/4
Record at School/Years:	Same
Assistant Coaches:	Mike Stafford, Alex Marconi
Baseball Office Phone:	765.285.1425
2006 Overall Record:	38-22
2005 MAC Record/Finish:	16-9/T-2nd (West)
Lettermen Returning/Lost:	14/11
Baseball Contact:	Tyson Mathews
Email:	temathews@bsu.edu
Office Phone:	765.285.8242
Office Fax:	765.285.8929
Press Box Phone:	765.285.8932
Web Site:	http://ballstatesports.com

CENTRAL MICHIGAN

Lee Jackson Field, Akron, Ohio
April 13 - 15

Location:	Mount Pleasant, Mich.
Enrollment:	27,100
Nickname:	Chippewas
Colors:	Maroon and Gold
Home Field/Capacity:	Theunissen Stadium/2,046
Dimensions:	LF - 330, CF - 400, RF - 330
Director of Athletics:	Dave Heeke
Head Coach:	Steve Jaksa
Career Record/Years:	163-118/5
Record at School/Years:	135-93/4
Assistant Coaches:	Dave Barkholz, Mike Villano
Baseball Office Phone:	989.774.4392
2006 Overall Record:	35-23
2005 MAC Record/Finish:	17-9/1st (West)
Lettermen Returning/Lost:	17/9
Baseball Contact:	Scott Rex
Email:	scott.rex@cmich.edu
Office Phone:	989.774.7323
Office Fax:	989.774.7324
Press Box Phone:	989.774.3594
Web Site:	http://www.cmichippewas.com

NORTHERN ILLINOIS

Lee Jackson Field, Akron, Ohio
March 30 - April 1

Location:	DeKalb, Ill.
Enrollment:	25,208
Nickname:	Huskies
Colors:	Cardinal and Black
Home Field/Capacity:	Ralph McKinzie Field
Dimensions:	LF - 312, CF - 395, RF - 322
Athletics Director:	Jim Phillips
Head Coach:	Ed Mathey
Career Record/Years:	310-290-3/13
Record at School/Years:	105-119-1/4
Assistant Coaches:	Tim McDonough, Steve Joslyn
	Ray Napientek
Baseball Office Phone:	815.753.2225
2006 Overall Record:	24-31
2005 MAC Record/Finish:	8-18/6th (West)
Lettermen Returning/Lost:	20/5
Baseball Contact:	David Brauer
Email:	dbrauer@niu.edu
Office Phone:	815.753.3706
Office Fax:	815.753.9540
Press Box Phone:	815.753.8094
Web Site:	http://www.niuhuskies.com

BOWLING GREEN

Warren E. Steller Field, Bowling Green, Ohio
April 20 - 22

Location:	Bowling Green, Ohio
Enrollment:	20,975
Nickname:	Falcons
Colors:	Orange and Brown
Home Field/Capacity:	Warren E. Steller Field
Dimensions:	LF - 340, CF - 400, RF - 340
Athletics Director:	Greg Christopher
Head Coach:	Danny Schmitz
Career Record/Years:	435-389-4/16
Record at School/Years:	Same
Assistant Coaches:	Tod Brown, Dave Whitmire
Baseball Office Phone:	419.372.7065
2006 Overall Record:	26-27
2005 MAC Record/Finish:	11-16/4th (East)
Lettermen Returning/Lost:	22/7
Baseball Contact:	Kyle Kuhlman
Email:	kkyle@bgnet.bgsu.edu
Office Phone:	419.372.7077
Office Fax:	419.372.6015
Press Box Phone:	419.372.1234
Web Site:	http://www.bgsufalcons.com

KENT STATE

Canal Park, Akron Ohio; April 24
Lee Jackson Field, Akron, Ohio; May 11-13

Location:	Kent, Ohio
Enrollment:	36,000
Nickname:	Golden Flashes
Colors:	Navy Blue and Gold
Home Field/Capacity:	Schoonover Stadium
Dimensions:	LF - 330, CF - 400, RF - 330
Director of Athletics:	Liang Kennedy
Head Coach:	Scott Stricklin
Career Record/Years:	71-39/2
Record at School/Years:	Same
Assoc. Head Coach:	Mike Birkbeck
Assistant Coach:	Scott Daeley
Baseball Office Phone:	330.672.3696
2006 Overall Record:	38-19
2005 MAC Record/Finish:	19-7/1st (East)
Lettermen Returning/Lost:	15/9
Baseball Contact:	Jeff Schaefer
Email:	jschae1@kent.edu
Office Phone:	330.672.2110
Office Fax:	330.672.2112
Press Box Phone:	330.673.1447
Web Site:	http://www.kentstatesports.com

OHIO UNIVERSITY

Lee Jackson Field, Akron, Ohio
May 4 - 6

Location:	Athens, Ohio
Enrollment:	28,751
Nickname:	Bobcats
Colors:	Hunter Green and White
Home Field/Capacity:	Bob Wren Stadium
Dimensions:	LF - 340, CF - 405, RF - 340
Athletics Director:	Kirby Hocutt
Head Coach:	Joe Carbone
Career Record/Years:	533-435-2/19
Record at School/Years:	Same
Assistant Coaches:	Andrew See, Scott Malinowski
Baseball Office Phone:	740.593.1180
2006 Overall Record:	22-25
2005 MAC Record/Finish:	14-13/3rd (East)
Lettermen Returning/Lost:	18/3
Baseball Contact:	Dusty Nielsen
Email:	nielsen@ohio.edu
Office Phone:	740.597.1784
Office Fax:	740.597.1838
Press Box Phone:	740.593.0526
Web Site:	http://www.ohiobobcats.com

BUFFALO

Amherst Audobon Field, Buffalo, N.Y.
April 27 - 29

Location:	Buffalo, N.Y.
Enrollment:	27,220
Nickname:	Bulls
Colors:	Royal Blue at White
Home Field/Capacity:	Amherst Audobon Field
Dimensions:	LF - 330, CF - 400, RF - 330
Athletics Director:	Warde Manuel
Head Coach:	Ron Torgalski
Career Record/Years:	First Season
Record at School/Years:	First Season
Assistant Coaches:	Joe Hesketh, Jim Koerner
Baseball Office Phone:	716.645.6834
2006 Overall Record:	15-37
2005 MAC Record/Finish:	6-21/6th (East)
Lettermen Returning/Lost:	17/14
Baseball Contact:	Brian Wolff
Email:	bcwolff@buffalo.edu
Office Phone:	716.645.6993
Office Fax:	716.645.6840
Press Box Phone:	N/A
Web Site:	http://www.buffalobulls.com

MIAMI (OHIO)

McKie Field at Hayden Park
May 17 - 19

Location:	Oxford, Ohio
Enrollment:	16,300
Nickname:	RedHawks
Colors:	Red and White
Home Field/Capacity:	McKie Field at Hayden Park
Dimensions:	LF - 332, CF - 400, RF - 343
Athletics Director:	Brad Bates
Head Coach:	Dan Simonds
Career Record/Years:	52-60/2
Record at School/Years:	33-25/1
Assistant Coaches:	Ben Bachmann, Jeremy Ison
Baseball Office Phone:	513.529.2159
2006 Overall Record:	33-25
2005 MAC Record/Finish:	17-10/2nd (East)
Lettermen Returning/Lost:	10/11
Baseball Contact:	Jess Bechard
Email:	becharja@muohio.edu
Office Phone:	513.529.1601
Office Fax:	513.330.0812
Press Box Phone:	513.529.4331
Web Site:	http://muredhawks.com

WESTERN MICHIGAN

Hyames Field, Kalamazoo, Mich.
April 6 - 8

Location:	Kalamazoo, Mich.
Enrollment:	24,841
Nickname:	Broncos
Colors:	Brown and Gold
Home Field:	Hyames Field
Dimensions:	LF - 325, CF - 400, RF - 340
Athletics Director:	Kathy Beauregard
Head Coach:	Randy Ford
Career Record/Years:	56-46/2
Record at School/Years:	Same
Assistant Coaches:	Scott Demetral, Brian Kross
Baseball Office Phone:	269.387.3063
2006 Overall Record:	30-22
2005 MAC Record/Finish:	16-9/T-2nd West
Lettermen Returning/Lost:	11/11
Baseball Contact:	Kristin Keirns
Email:	kristin.keirns@wmich.edu
Office Phone:	276.387.5929
Office Fax:	269.387.4139
Press Box Phone:	269.998.8062
Web Site:	http://www.wmubroncos.com

All-Time Series Record

OPPONENT	REC.	FIRST	LAST
Actual Business	1-0-0	1901	1901
Akron City	4-5-0	1873	1897
Air Force	0-0-0	First Meeting	
Allegheny	8-5-0	1894	1986
Alumni	2-0-0	1904	1905
Anderson	1-0-0	1981	1981
Arkansas State	1-1-0	2006	2006
Ashland	47-36-0	1922	1997
Austin Peay	0-4-0	2004	2005
Baldwin-Wallace	33-21-2	1895	1992
Ball State	14-20-0	1993	2006
Bellarmino	0-1-1	1979	1980
Bethune-Cookman	2-1-0	1996	2000
Bluffton	1-0-0	1980	1980
Bowling Green	21-27-0	1983	2006
Bradley	0-1-0	1991	1991
Bridgewater	2-3-0	1949	1952
Brown	1-0-0	1980	1980
Buckeyes	0-1-1	1884	1884
Buffalo	12-6-0	2001	2006
Butler	1-1-0	1997	1999
BYU	0-0-0	First Meeting	
California State	3-1-0	1971	1972
Campbell	2-1-0	1996	2001
Canisius	23-7-0	1987	2002
Canton	2-3-0	1894	1895
Capital	2-0-0	1978	1978
Carnegie Tech	0-2-0	1913	1913
Case	7-10-0	1892	1921
Case Western	7-1-0	1975	1980
C.. Connecticut St.	1-0-0	1989	1989
Central Florida	1-1-0	1996	1996
Central Michigan	11-38-0	1968	2006
Central State	16-7-0	1956	1986
Chicago State	3-3-0	1987	1992
Chinese U. Honolulu	0-1-0	1913	1913
Cincinnati	5-8-0	1988	2006
Clarion State	2-0-0	1979	1979
Cleveland	0-2-0	1893	1894
Cleveland A.C.	0-1-0	1895	1895
Cleveland State	70-61-1	1966	2006
Colby	0-1-0	1979	1979
Cornell	2-0-0	1995	1995
Cuyahoga Falls	1-1-0	1973	1880
Dayton	22-8-1	1970	2005
Denison	29-13-1	1890	1988
Detroit	1-0-0	1999	1999
Duquesne	17-15-0	1994	2006
Earlham	2-0-0	1982	1982
Eastern Illinois	3-3-0	1990	1992
Eastern Kentucky	13-28-1	1981	2006
Eastern Michigan	12-20-0	1989	2005
Edinboro State	2-2-0	1971	1978
Edward Waters	4-1-0	1978	1979
Embry-Riddle	2-0-0	1979	1979
Fenn	13-5-0	1949	1965
Findlay	2-1-0	1965	1966
Flagler	1-0-0	1984	1984
Florida	0-2-0	1996	1997
Florida State	0-4-0	1999	2001
Fordham	2-2-0	1998	1999
Fort Braff	3-2-0	1963	1963
Gannon	2-0-0	1977	1977
Gardner-Webb	0-1-0	2005	2005
Geneva	2-0-0	1983	1985
George Mason	2-1-0	2004	2004
Georgetown	0-0-0	First Meeting	
Goodyear	0-2-0	1920	1924
Harvard	1-0-0	1996	1996
Heidelberg	15-7-1	1911	1986
High School	1-0-0	1899	1899
Hiram	31-30-0	1892	1972
Howard	1-0-0	1958	1958
Illinois	1-0-0	1999	1999
Illinois-Chicago	14-10-0	1985	1999

OPPONENT	REC.	FIRST	LAST
Illinois State	1-0-0	1997	1997
Illinois Tech	2-1-0	1986	1988
Indiana	1-3-0	2003	2003
IPFW	0-0-0	First Meeting	
Jacksonville	9-33-0	1973	2000
John Carroll	30-6-0	1973	1991
Kent State	42-84-1	1931	2006
Kent Normal	4-1-0	1916	1923
Kentucky	0-1-0	1971	1971
Kenyon	19-14-1	1873	1970
Lafayette	0-1-0	1992	1992
Lehigh	0-1-0	1998	1998
Long Island	0-1-0	1998	1998
Louisville	0-2-0	2002	2002
Malone	17-13-1	1963	2006
Marian	1-0-0	1978	1978
Marietta	1-2-0	1968	1970
Marshall	12-23-0	1917	2005
Maryland	1-0-0	1988	1988
Mary.-Eastern Shore	3-0-0	1995	1999
Massachusetts	1-0-0	1993	1993
Memphis	0-0-0	First Meeting	
Mercer	2-1-0	1991	1994
Mercyhurst	2-1-0	1977	1978
Miami (Ohio)	20-33-0	1988	2006
Middle Tennessee	0-2-0	1987	1987
Milligan	2-0-0	1984	1984
Missouri	0-1-0	2005	2005
Mogadore	0-1-0	1897	1897
Morehead State	22-24-1	1971	2006
Mount Mercy	2-0-0	1987	1987
Mount Union	24-30-0	1879	1996
Mount Vernon	3-0-0	1986	1987
Murray State	9-10-0	1980	2006
Muskingum	17-11-0	1913	1988
Niagara	18-3-0	1979	2004
North Florida	2-3-0	1988	1996
North Kentucky	0-1-0	1979	1979
Northeastern Illinois	2-2-0	1988	1997
Northern Illinois	7-8-0	1992	2006
Northern Iowa	0-0-0	First Meeting	
Notre Dame	0-1-0	2000	2000
Oakland	4-2-0	1972	1977
Oberlin	20-18-2	1893	1970
Ohio Dominican	3-0-0	1981	1982
Ohio Northern	2-3-0	1917	1973
Ohio State	9-17-0	1890	2004
Ohio	28-44-0	1917	2006
Ohio Wesleyan	9-11-1	1953	1983
Old Leaguers	0-1-0	1895	1895
Orioles	1-0-0	1897	1897
Otterbein	9-8-0	1955	2001
Penn	1-0-0	1996	1996
Pittsburgh	21-14-0	1980	2006
Pitts. Johnstown	2-0-0	1984	1984
Point Park	0-4-0	1987	1990
Portland State	2-0-0	1994	1994
Princeton	1-2-0	1994	1994
Purdue	1-0-0	1997	1997
Quantico Marines	0-2-0	1949	1950
Radford	1-2-0	1995	1995
Reserve	9-15-0	1873	1921
Rider	2-0-0	1992	1995
Rio Grande	3-2-0	1974	1985
Robert Morris	2-2-0	1980	1980
Rubber Works	0-1-0	1892	1892
Saint Bonaventure	8-4-0	1988	1992
Saint Ignatius	1-1-0	1910	1910
Saint Joseph's	0-1-0	1998	1998
Saint Leo	0-1-0	1990	1990
Saint Marys (Minn.)	1-0-0	1965	1965
Siena	1-1-0	1995	1997
Slippery Rock	13-9-0	1974	1989
South Alabama	0-4-0	2000	2001
Southern California	0-1-0	1996	1996

OPPONENT	REC.	FIRST	LAST
Southern Illinois	1-0-0	1988	1988
SIU-Edwardsville	1-0-0	1987	1987
SW Missouri State	0-1-0	1990	1990
Stetson	1-6-0	1992	1999
Steubenville	1-0-0	1988	1988
Stony Brook	2-1-0	2001	2004
Tallmadge	0-1-0	1880	1880
Tennessee	0-2-0	2006	2006
Tennessee Tech	0-4-0	2002	2005
Texas Tech	0-1-0	1996	1996
Tiffin	4-0-0	1986	1987
Toledo	18-20-0	1971	2001
Trevecca Nazarene	0-1-0	1985	1985
Troy State	0-1-0	1996	1996
Tulane	0-2-0	1994	1994
UNC Asheville	1-2-0	2002	2005
Urbana	5-0-0	1985	1987
Valparaiso	9-4-0	1990	2005
Vermont	1-1-0	1991	1992
Virginia	0-3-0	1950	1952
Vir. Military Institute	3-0-0	1997	1997
Wadsworth	3-0-0	1879	1893
Walsh	5-1-0	1978	1982
Waseda U. of Japan	0-1-0	1916	1916
Wayne State	8-12-0	1949	1980
Werners	5-1-0	1890	1897
West Liberty State	0-2-0	1968	1968
West Virginia	8-15-0	1982	2006
West Virginia Tech	2-0-0	1951	1952
W. Virginia Wesleyan	2-0-0	1990	2000
Westchester	1-1-0	1989	1994
Western Connecticut	1-0-0	1983	1983
Western Illinois	5-1-0	1991	1992
Western Kentucky	2-7-0	1981	2006
Western Michigan	13-20-0	1993	2006
Western Reserve	4-9-0	1922	1957
William and Mary	0-1-0	1999	1999
Wilmington	5-3-1	1982	1986
Winthrop	2-3-0	1999	2005
Wisc.-Milwaukee	2-2-0	2000	2006
Wittenberg	11-9-0	1966	1987
Wooster	37-52-1	1873	2001
Wright State	10-25-0	1975	2005
Xavier	11-8-0	1988	2005
Young Akrons	0-1-0	1882	1882
Youngstown State	83-61-0	1947	2006

Key

2006 opponents in **bold**.

Akron vs. MAC Opponents (from 1993-2006*)		
OPPONENT	W-L	PCT.
vs. Ball State	14-20	.412
vs. Bowling Green	18-21	.462
vs. Buffalo	12-6	.667
vs. Central Michigan	10-27	.270
vs. Eastern Michigan	10-15	.400
vs. Kent State	15-35	.300
vs. Marshall	9-12	.429
vs. Miami (Ohio)	20-31	.392
vs. Northern Illinois	6-9	.400
vs. Ohio	21-31	.404
vs. Toledo	16-10	.615
vs. Western Michigan	12-19	.293
Total	163-236	.409

* Akron joined the Mid-American Conference in 1993

2006 UNIVERSITY OF AKRON BASEBALL

15-36 Overall • 8-18 Mid-American Conference

6-12 Home • 9-22 Away • 0-2 Neutral

DATE	OPPONENT	W/L	SCORE	AKRON		OPP.		INNS	OVERALL	MAC	PITCHER OF RECORD	ATTEND	TIME
				R-H-E	R-H-E	R-H-E	R-H-E						
Feb 17	at Arkansas State	W	7-2	7-6-1	2-5-1	9	1-0-0	0-0-0	Liersemann, R. (W 1-0)	234	2:03		
Feb 17	at Arkansas State	L	10-12	10-11-3	12-12-5	7	1-1-0	0-0-0	Goldizen, J. (L 0-1)	207	2:27		
Feb 24	at Morehead State	W	9-8	9-16-3	8-13-5	9	2-1-0	0-0-0	Liersemann, R. (W 2-0)	217	4:11		
Feb 24	at Morehead State	W	9-3	9-10-3	3-4-1	7	3-1-0	0-0-0	Farmer, T. (W 1-0)	217	2:10		
Feb 25	at Morehead State	W	24-6	24-20-0	6-12-1	9	4-1-0	0-0-0	Williams, S. (W 1-0)	253	3:36		
Mar 03	at Eastern Kentucky	W	7-1	7-12-2	1-4-1	9	5-1-0	0-0-0	Liersemann, R. (W 3-0)	212	2:34		
Mar 04	at Eastern Kentucky	L	1-9	1-4-1	9-11-1	9	5-2-0	0-0-0	Farmer, T. (L 1-1)	212	2:18		
Mar 05	at Eastern Kentucky	L	4-7	4-10-1	7-11-4	9	5-3-0	0-0-0	Williams, S. (L 1-1)	225	2:36		
Mar 10	at Tennessee	L	2-3	2-4-1	3-8-1	9	5-4-0	0-0-0	Liersemann, R. (L 3-1)	1247	2:05		
Mar 11	at Tennessee	L	3-7	3-10-1	7-9-1	9	5-5-0	0-0-0	Farmer, T. (L 1-2)	1254	2:17		
Mar 12	at Murray State	L	5-6	5-8-4	6-7-2	9	5-6-0	0-0-0	Knoll, G. (L 0-1)	142	2:28		
Mar 12	at Murray State	L	14-15	14-15-4	15-11-0	(8)	5-7-0	0-0-0	Turocy, F. (L 0-1)	142	2:32		
Mar 13	at Murray State	L	3-11	3-8-2	11-15-0	9	5-8-0	0-0-0	Gliha, P. (L 0-1)	115	2:20		
Mar 17	at Western Kentucky	L	4-5	4-12-3	5-8-1	9	5-9-0	0-0-0	Liersemann, R. (L 3-2)	84	2:05		
Mar 18	at Western Kentucky	L	7-12	7-7-1	12-15-0	9	5-10-0	0-0-0	Farmer, T. (L 1-3)	185	2:46		
Mar 18	vs Wisconsin-Milwaukee	L	12-20	12-16-4	20-27-2	9	5-11-0	0-0-0	Williams, S. (L 1-2)	201	3:04		
Mar 19	vs Wisconsin-Milwaukee	L	9-15	9-12-1	15-10-1	9	5-12-0	0-0-0	Turocy, F. (L 0-2)	182	2:40		
Mar 24	BALL STATE*	W	3-2	3-5-1	2-2-0	9	6-12-0	1-0-0	Liersemann, R. (W 4-2)	91	2:03		
Mar 25	BALL STATE*	L	5-11	5-9-2	11-12-0	9	6-13-0	1-1-0	Farmer, T. (L 1-4)	78	2:42		
Mar 26	BALL STATE*	L	2-4	2-9-1	4-8-0	9	6-14-0	1-2-0	Williams, S. (L 1-3)	117	2:02		
Mar 31	at Northern Illinois	L	2-4	2-6-0	4-8-0	9	6-15-0	1-3-0	Liersemann, R. (L 4-3)	148	2:08		
Apr 01	at Northern Illinois	W	6-5	6-9-0	5-8-0	9	7-15-0	2-3-0	Farmer, T. (W 2-4)	201	2:43		
Apr 02	at Northern Illinois	L	3-8	3-7-2	8-9-0	7	7-16-0	2-4-0	Williams, S. (L 1-4)	126	2:05		
Apr 04	YOUNGSTOWN STATE	L	3-6	3-8-5	6-6-1	9	7-17-0	2-4-0	Watt, P. (L 0-1)	78	2:20		
Apr 07	WESTERN MICHIGAN*	L	6-7	6-11-2	7-9-1	9	7-18-0	2-5-0	Turocy, F. (L 0-3)	103	2:21		
Apr 08	WESTERN MICHIGAN*	L	3-6	3-7-1	6-10-3	9	7-19-0	2-6-0	Farmer, T. (L 2-5)	117	2:23		
Apr 09	WESTERN MICHIGAN*	L	2-8	2-5-4	8-13-1	9	7-20-0	2-7-0	Williams, S. (L 1-5)	137	2:23		
Apr 12	at Cincinnati	L	9-11	9-13-1	11-12-2	9	7-21-0	2-7-0	Knoll, G. (L 0-2)	338	2:55		
Apr 14	at Central Michigan*	L	2-9	2-9-2	9-12-3	9	7-22-0	2-8-0	Liersemann, R. (L 4-4)	392	2:19		
Apr 15	at Central Michigan*	L	6-7	6-10-1	7-13-2	9	7-23-0	2-9-0	Turocy, F. (L 0-4)	471	2:26		
Apr 16	at Central Michigan*	L	5-9	5-9-2	9-15-3	9	7-24-0	2-10-0	Goldizen, J. (L 0-2)	309	2:37		
Apr 19	at Pittsburgh Panthers	L	6-10	6-12-2	10-6-0	9	7-25-0	2-10-0	Goldizen, J. (L 0-3)	213	2:27		
Apr 21	BOWLING GREEN*	W	7-4	7-13-1	4-9-0	9	8-25-0	3-10-0	Gliha, P. (W 1-1)	129	2:45		
Apr 22	BOWLING GREEN*	L	1-9	1-6-1	9-9-3	9	8-26-0	3-11-0	Farmer, T. (L 2-6)	248	2:13		
Apr 23	BOWLING GREEN*	W	4-2	4-9-3	2-3-0	9	9-26-0	4-11-0	Gliha, P. (W 2-1)	184	2:18		
Apr 26	at Youngstown State	W	8-4	8-12-1	4-6-4	9	10-26-0	4-11-0	Gliha, P. (W 3-1)	74	2:42		
Apr 28	BUFFALO*	W	7-5	7-9-1	5-8-5	9	11-26-0	5-11-0	Liersemann, R. (W 5-4)	124	2:02		
Apr 29	BUFFALO*	L	6-7	6-10-1	7-12-0	9	11-27-0	5-12-0	Gliha, P. (L 3-2)	192	2:48		
Apr 30	BUFFALO*	W	9-8	9-16-1	8-16-5	(10)	12-27-0	6-12-0	Gliha, P. (W 4-2)	211	2:57		
May 02	MALONE COLLEGE	L	12-13	12-11-5	13-18-7	(10)	12-28-0	6-12-0	Gliha, P. (L 4-3)	87	3:20		
May 03	at Duquesne University	L	6-7	6-8-2	7-11-1	9	12-29-0	6-12-0	Farmer, T. (L 2-7)	58	2:28		
May 05	at Ohio*	W	14-4	14-15-1	4-11-3	9	13-29-0	7-12-0	Liersemann, R. (W 6-4)	333	2:20		
May 06	at Ohio*	L	2-5	2-7-3	5-11-2	9	13-30-0	7-13-0	Turocy, F. (L 0-5)	401	2:00		
May 07	at Ohio*	L	4-10	4-5-3	10-15-1	9	13-31-0	7-14-0	Farmer, T. (L 2-8)	309	2:08		
May 09	PITTSBURGH	W	15-11	15-13-4	11-23-1	9	14-31-0	7-14-0	Williams, S. (W 2-5)	92	3:05		
May 13	at Kent State*	L	1-5	1-7-2	5-12-0	9	14-32-0	7-15-0	Liersemann, R. (L 6-5)	134	2:00		
May 13	at Kent State*	W	8-6	8-13-2	6-11-0	9	15-32-0	8-15-0	Turocy, F. (W 1-5)	140	2:32		
May 16	at West Virginia	L	6-10	6-9-3	10-10-0	9	15-33-0	8-15-0	Farmer, T. (L 2-9)	134	2:40		
May 19	MIAMI UNIVERSITY*	L	1-2	1-2-1	2-7-0	9	15-34-0	8-16-0	Watt, P. (L 0-2)	87	2:28		
May 20	MIAMI UNIVERSITY*	L	2-5	2-9-2	5-9-1	9	15-35-0	8-17-0	Turocy, F. (L 1-6)	183	2:01		
May 20	MIAMI UNIVERSITY*	L	0-3	0-5-0	3-4-1	9	15-36-0	8-18-0	Farmer, T. (L 2-10)	137	2:05		

BOLD - denotes home game
 *- denotes Mid-American Conference game
 (-) - denotes extra-Inning game

2006 Season Statistics

PLAYER	AVG	GP-GS	AB	R	H	2B	3B	HR	RBI	TB	SLG%	BB	HBP	SO	GDP	OB%	SF	SH	SB-ATT	PO	A	E	FLD%
Davidson, Kurt	.338	51-51	207	37	70	11	0	12	47	117	.565	26	4	31	6	.418	2	0	2-5	305	29	4	.988
Chiera, Vince	.316	50-48	187	24	59	5	1	1	29	69	.369	7	5	9	3	.350	4	1	2-5	28	115	14	.911
Fraze, Ryan	.305	45-42	154	27	47	11	0	5	29	73	.474	20	1	38	0	.384	2	3	2-4	74	98	14	.925
Lenhard, Charlie	.291	49-46	182	29	53	17	0	4	27	82	.451	14	6	31	4	.356	3	1	5-8	113	3	6	.951
McNulty, Doug	.282	51-51	206	40	58	16	1	4	28	88	.427	15	4	61	1	.339	2	0	8-10	308	17	7	.979
Gunn, Scott	.278	50-50	194	39	54	9	2	6	26	85	.438	16	10	30	3	.360	2	4	3-5	85	3	4	.957
Kimutis, Brian	.272	50-50	191	39	52	7	1	2	21	67	.351	23	22	27	3	.408	2	3	9-12	65	134	14	.934
Liggett, Chase	.263	34-33	118	19	31	6	0	3	19	46	.390	11	3	24	3	.338	1	1	2-2	156	16	5	.972
Geiselman, Marcus	.209	44-32	110	21	23	8	0	0	21	31	.282	27	3	30	2	.376	1	0	1-4	72	0	1	.986
Graves, Rashard	.250	32-23	96	13	24	6	1	1	16	35	.365	6	3	29	5	.311	1	0	0-2	22	1	3	.885
Savage, Brett	.200	15-8	30	4	6	1	0	0	1	7	.233	3	0	0	0	.273	0	1	0-0	11	2	0	1.000
Romick, Ryne	.141	25-18	64	12	9	1	0	0	5	10	.156	14	1	20	2	.296	2	1	1-1	29	40	11	.863
Roberts, Matt	.115	14-7	26	2	3	0	0	0	1	3	.115	5	1	10	1	.281	0	1	0-0	6	0	0	1.000
Tufts, Jordan	.000	1-0	1	0	0	0	0	0	0	0	.000	0	0	0	0	.000	0	0	0-0	0	0	0	.000
TOTALS	.277	51-51	1766	306	489	98	6	38	270	713	.404	187	63	340	33	.363	22	16	35-58	1302	543	98	.950
OPPONENTS	.302	51-51	1755	369	530	110	19	34	332	780	.444	209	45	314	22	.386	22	49	54-76	1350	533	77	.961

LOB - Team (398), Opp (411). **DPs turned** - Team (32), Opp (51). **CI** - Team (2), Davidson, K. 1, Liggett, C. 1. **IBB** - Team (3), Chiera, V. 1, Savage, B. 1, Davidson, K. 1, Opp (2). **Picked off** - Lenhard, C. 2, Frazee, R. 2, Graves, R. 1, Chiera, V. 1, Romick, R. 1, Kimutis, B. 1, Geiselman, M. 1, Gunn, S. 1.

(All games Sorted by Earned run avg)

PLAYER	ERA	W-L	APP	GS	CG	SHO/CBO	SV	IP	H	R	ER	BB	SO	2B	3B	HR	AB	B/Avg	WP	HBP	BK	SF	ASHA
Liersemann, Ross	3.78	6-5	14	14	7	0/0	0	112.0	104	55	47	22	95	24	3	7	422	.246	4	12	0	3	12
Turocy, Frank	5.34	1-6	17	5	0	0/0	0	57.1	64	44	34	26	24	10	3	3	219	.292	5	6	1	4	7
Williams, Stephen	6.59	2-5	15	10	0	0/0	0	54.2	69	51	40	23	35	18	2	6	229	.301	5	4	0	0	6
Farmer, Tom	7.92	2-10	15	14	2	0/0	0	80.2	97	80	71	55	87	16	3	7	326	.298	16	7	0	6	9
Gliha, Patrick	4.34	4-3	21	3	0	0/0	1	45.2	61	28	22	17	27	13	1	1	192	.318	2	1	2	2	3
Friend, Robert	7.71	0-0	3	0	0	0/0	0	2.1	4	2	2	5	1	0	0	10	.400	1	0	0	0	0	
Watt, Pat	8.44	0-2	20	4	0	0/0	0	37.1	51	40	35	32	19	10	1	3	152	.336	5	5	1	3	8
Goldizen, Jeremy	11.14	0-3	15	0	0	0/0	0	21.0	27	29	26	14	12	6	4	1	86	.314	3	6	0	2	4
Knoll, Garrett	11.17	0-2	12	1	0	0/0	0	19.1	44	30	24	10	12	11	2	4	98	.449	2	3	3	2	0
Savage, Brett	22.09	0-0	4	0	0	0/0	0	3.2	9	10	9	5	2	2	0	2	21	.429	0	1	0	0	0
TOTALS	6.43	15-36	51	51	9	0/0	1	434.0	530	369	310	209	314	110	19	34	1755	.302	43	45	7	22	49
OPPONENTS	4.90	36-15	51	51	2	1/1	12	450.0	489	306	245	187	340	98	6	38	1766	.277	47	63	4	22	16

PB - Team (9), Davidson, K. 6, Liggett, C. 3, Opp (8). **Pickoffs** - Team (7), Williams, S. 3, Goldizen, J. 1, Liersemann, R. 1, Turocy F. 1, Davidson, K. 1, Opp (10). **SBA/ATT** - Liggett, C. (37-47), Davidson, K. (17-28), Farmer, T. (19-21), Liersemann, R. (6-14), Williams, S. (7-9), Turocy, F. (7-9), Watt, P. (6-8), Gliha, P. (3-7), Goldizen, J. (2-4), Knoll, G. (2-2), Friend, R. (1-1), Savage, B. (1-1).

Team Breakdown by State

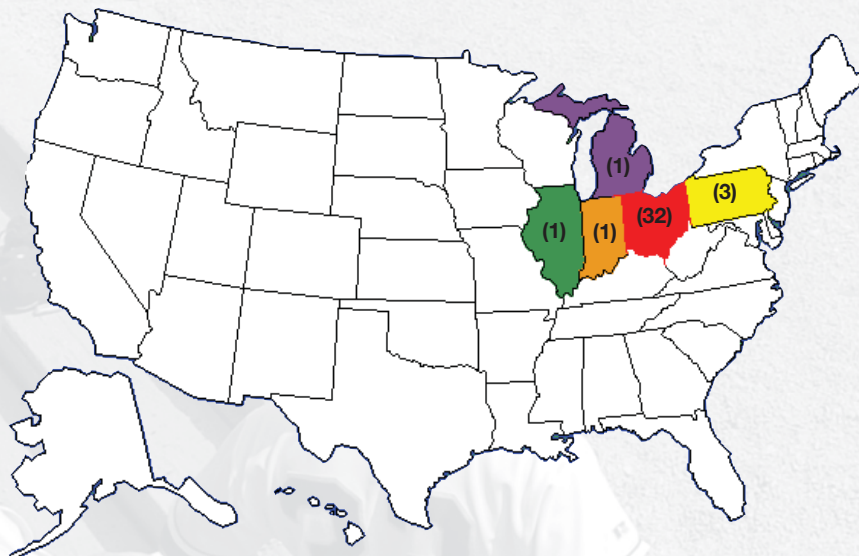
Ohio (32): Phil Bednar, Kevin Bleil, Vince Chiera, Benjamin Danziger, Kurt Davidson, Tom Farmer, Daniel Fawcett, Todd Fleming, Ryan Frazee, Patrick Gliha, Jeremy Goldizen, Scott Gunn, Kevin Haas, Garrett Knoll, Brian Kordal, Kevin Kumazec, Charlie Lenhard, Keene Marstrell, Billy McKinney, Jared Patterson, Jake Plata, Matt Roberts, Ryne Romick, Brett Savage, Bobby Simone, Nick Solitario, Jordan Tufts, John Turk, Frank Turocy, Zach Yike, Chris Yontz, Steven Zemanek II.

Pennsylvania (3): Nathan Burkey, Doug McNulty, James Podgorney.

Illinois (1): Kyle Hallett.

Indiana (1): Rashard Graves.

Michigan (1): Lawrence Penn.



PLAYER	AVG	GP-GS	AB	R	H	2B	3B	HR	RBI	TB	SLG%	BB	HBP	SO	GDP	OB%	SF	SH	SB-ATT	PO	A	E	FLD%
McNulty, Doug	.306	26-26	98	14	30	8	1	2	11	46	.469	9	1	27	0	.370	0	0	3-3	161	11	3	.983
Davidson, Kurt	.287	26-26	101	13	29	4	0	4	19	45	.446	11	2	17	3	.365	1	0	1-1	169	15	1	.995
Gunn, Scott	.273	26-26	99	16	27	5	1	3	12	43	.434	6	3	19	1	.330	1	2	2-3	39	1	1	.976
Lenhard, Charlie	.263	25-25	95	15	25	10	0	2	15	41	.432	5	1	16	3	.307	0	1	3-4	61	2	3	.955
Liggett, Chase	.254	19-19	67	8	17	3	0	1	5	23	.343	4	0	15	0	.292	1	1	1-1	75	6	1	.988
Chiera, Vince	.229	25-25	96	10	22	0	0	0	9	22	.229	2	1	5	2	.250	1	0	0-2	19	63	4	.953
Geiselmann, Marcus	.228	23-16	57	5	13	5	0	0	9	18	.316	8	1	13	1	.333	0	0	0-3	40	0	1	.976
Kimutis, Brian	.228	26-26	101	14	23	4	0	1	6	30	.297	6	8	12	0	.316	2	2	2-4	26	78	9	.920
Frazee, Ryan	.207	26-26	82	9	17	2	0	0	3	19	.232	11	1	25	0	.305	1	3	1-2	45	62	6	.947

Graves, Rashard	.295	16-11	44	4	13	4	1	1	7	22	.500	2	1	12	3	.333	1	0	0-1	15	1	2	.889
Savage, Brett	.273	7-3	11	2	3	0	0	0	0	3	.273	2	0	0	0	.385	0	1	0-0	3	1	0	1.000
Romick, Ryne	.200	8-3	15	1	3	0	0	0	1	3	.200	3	0	7	0	.333	0	0	0-0	3	10	1	.929
Roberts, Matt	.000	5-2	10	0	0	0	0	0	1	0	.000	0	1	2	1	.091	0	1	0-0	3	0	0	1.000
Tufts, Jordan	.000	1-0	1	0	0	0	0	0	0	0	.000	0	0	0	0	.000	0	0	0-0	0	0	0	.000

TOTALS	.253	26-26	877	111	222	45	3	14	98	315	.359	69	20	170	14	.319	8	11	13-24	678	291	40	.960
OPPONENTS	.286	26-26	895	155	256	52	5	12	138	354	.396	86	19	155	12	.358	9	24	22-29	690	280	34	.966

LOB - Team (184), Opp (200). **DPs turned** - Team (20), Opp (24). **IBB** - Team (2), Savage, B. 1, Davidson, K. 1, Opp (2). **Picked off** - Gunn, S. 1, Frazee, R. 1, Geiselman, M. 1, Kimutis, B. 1, Lenhard, C. 1, Chiera, V. 1.

(Mid-American games only Sorted by Earned run avg)

PLAYER	ERA	W-L	APP	GS	CG	SHO/CBO	SV	IP	H	R	ER	BB	SO	2B	3B	HR	AB	B/Avg	WP	HBP	BK	SF	ASHA
Liersemann, Ross	4.40	3-3	9	9	4	0/0	0	71.2	70	40	35	14	57	16	2	3	272	.257	1	6	0	2	10
Turocy Frank	4.89	1-4	10	5	0	0/0	0	46.0	54	30	25	19	19	9	2	1	177	.305	4	5	0	2	6
Farmer, Tom	7.41	1-5	8	8	1	0/0	0	51.0	62	47	42	30	51	12	1	5	208	.298	12	5	0	4	3

Friend, Robert	0.00	0-0	1	0	0	0/0	0	1.0	0	0	0	0	0	0	0	3	.000	0	0	0	0	0	0
Savage, Brett	0.00	0-0	1	0	0	0/0	0	1.0	0	0	0	0	1	0	0	3	.000	0	0	0	0	0	0
Gliha, Patrick	2.82	3-1	10	1	0	0/0	1	22.1	26	8	7	5	11	5	0	0	91	.286	0	0	0	0	1
Watt, Pat	5.19	0-1	9	0	0	0/0	0	8.2	12	5	5	7	2	6	0	0	35	.343	3	0	0	1	2
Williams, Stephen	5.71	0-3	6	3	0	0/0	0	17.1	22	18	11	4	10	3	0	2	76	.289	1	2	0	0	1
Goldizen, Jeremy	7.71	0-1	4	0	0	0/0	0	4.2	5	4	4	4	3	0	0	1	18	.278	1	1	0	0	1
Knoll, Garrett	11.57	0-0	3	0	0	0/0	0	2.1	5	3	3	3	1	1	0	0	12	.417	0	0	0	0	0

TOTALS	5.26	8-18	26	26	5	0/0	1	226.0	256	155	132	86	155	52	5	12	895	.286	22	19	0	9	24
OPPONENTS	3.09	18-8	26	26	2	1/1	7	230.0	222	111	79	69	170	45	3	14	877	.253	17	20	3	8	11

PB - Team (2), Liggett, C. 1, Davidson, K. 1, Opp (3). **Pickoffs** - Team (3), Turocy, F. 1, Liersemann, R. 1, Davidson, K. 1, Opp (6). **SBA/ATT** - Liggett, C. (12-15), Davidson, K. (10-13), Liersemann, R. (5-7), Turocy F. (5-7), Farmer, T. (6-6), Williams, S. (3-5), Gliha, P. (2-3), Watt, P. (1-1).

2006 MID-AMERICAN CONFERENCE FINAL STANDINGS

EAST DIVISION	MAC			OVERALL		
	W	L	PCT	W	L	PCT
Kent State	19	7	.731	38	19	.667
Miami	17	10	.630	33	25	.569
Ohio	14	13	.519	22	25	.468
Bowling Green	11	16	.407	26	27	.491
AKRON	8	18	.308	15	36	.294
Buffalo	6	21	.222	15	37	.288

WEST DIVISION	MAC			OVERALL		
	W	L	PCT	W	L	PCT
Central Michigan	17	9	.654	35	23	.603
Ball State	16	9	.640	37	20	.649
Western Michigan	16	9	.640	30	22	.577
Eastern Michigan	14	12	.538	27	27	.500
Toledo	11	15	.423	26	27	.491
Northern Illinois	8	18	.308	24	31	.436

2006 MAC TOURNAMENT CHAMPION: Ball State

2006 ALL-CONFERENCE HONOREES

FIRST TEAM

C - Todd Balduf, *Kent State*; **1B** - Brad Miller, *Ball State*; **2B** - Drew Saylor, *Kent State*; **SS** - Emmanuel Burris, *Kent State*; **3B** - Andrew Davis, *Kent State*; **OF** - Bryan Mitzel, *Central Michigan*; **OF** - Kurt Eichorn, *Kent State*; **OF** - Brian Toner, *Northern Illinois*; **SP** - Jeff Fischer, *Eastern Michigan*; **SP** - Chad Wagler, *Kent State*; **SP** - John Ely, *Miami*; **SP** - Dan O'Brien, *Western Michigan*; **SP** - Ethan Hollingsworth, *Western Michigan*; **RP** - Matt German, *Northern Illinois*; **DH** - Anthony Gressick, *Ohio*; **Util** - Ben Humphrey, *Central Michigan*.

SECOND TEAM

C - Kurt Davidson, *Akron*; **1B** - James Kingsley, *Buffalo*; **2B** - Eric Lawson, *Bowling Green*; **SS** - Jason Watson, *Toledo*; **3B** - Troy Moratti, *Central Michigan*; **OF** - Justin Rogers, *Ball State*; **OF** - Willie Walker, *Ohio*; **OF** - Drew Hoisington, *Toledo*; **SP** - Ross Liersemann, *Akron*; **SP** - Alan Brech, *Bowling Green*; **SP** - Graham Taylor, *Miami*; **SP** - Josh Collmenter, *Central Michigan*; **RP** - Matt Long, *Miami*; **DH** - Nathan Marquardt, *Western Michigan*.

POSTSEASON AWARDS

Player of the Year: Emmanuel Burris, SS, *Kent State*
Pitcher of the Year: Jeff Fischer, RHP, *Eastern Michigan*
Freshman of the Year: Ethan Hollingsworth, RHP, *Western Michigan*
Coach of the Year: Scott Stricklin, *Kent State*

Zips Superlatives

OHIO ATHLETIC CONFERENCE

ALL-CONFERENCE SELECTIONS

Jim Barton (P)	First Team	1964
Rich Handy (2B)	First Team	1964
Ron Amedeo (3B)	Second Team	1964
Ken Mackovic (OF)	Second Team	1964
Ray Glinsky (P)	First Team	1965
Jim Barton (P)	Second Team	1965

OHIO VALLEY CONFERENCE

ALL-CONFERENCE SELECTIONS

Bill Swertfager (2B)	First Team	1981, '83
Mike Birkbeck (P)	First Team	1982, '83
Scott Pollock (C)	First Team	1982
Dave Fleischer (1B)	First Team	1983, '84, '85
Dick Duncan (C-3B)	First Team	1984
Dave Wrigley (OF)	First Team	1984, '85
Joel Hawthorne (2B)	First Team	1986
Sean Carmichael (OF)	First Team	1986
John Massarelli (C)	First Team	1987
Steve Sada (OF)	First Team	1987
Tim Dobos (P)	First Team	1987

OVC PLAYER OF THE YEAR

Mike Birkbeck (P) (North Co-Player)	1982
Mike Birkbeck (P) (Baseball America)	1983

ALL-SOUTH REGION

Mike Birkbeck (P)	First Team	1982
Joel Hawthorne (2B)	Second Team	1987

ALL-EAST REGION

Mike Birkbeck (P)	First Team	1983
-------------------	------------	------

ALL AMERICAN

Mike Birkbeck (P)	Third Team	1982
-------------------	------------	------

MID-CONTINENT CONFERENCE

ALL-CONFERENCE SELECTIONS

Andy Finley (P)	Second Team	1990
Jeff Rollyson (DH)	Second Team	1990
Tim Berenyi (P)	First Team	1991
Jeff Fisher (2B)	First Team	1991
Mike Kimler (DH)	First Team	1991
Adam Kocik (P)	First Team	1991
Jeff Rollyson (LF)	First Team	1991
Mike McGuire (SS)	Second Team	1991
Rob Sakey (P)	Second Team	1991
Mike Kimler (C)	First Team	1992
Jeff Rollyson (OF)	First Team	1992
Mike Taylor (1B)	First Team	1992

ALL-TOURNAMENT TEAM

Jeff Rollyson	Designated Hitter	1990
Mike Kimler	Designated Hitter	1991
Adam Kocik	Pitcher	1991
Steve Hall	Pitcher	1991
Mike Taylor	First Base	1992
Jeff Ronevich	Outfield	1992
Dave Hudson	Outfield	1992
Mike Kimler	Catcher	1992

PLAYER OF THE YEAR

Jeff Fisher	1991
-------------	------

PITCHER OF THE YEAR

Adam Kocik	1991
------------	------

COACH OF THE YEAR

Dave Fross	1991
------------	------

MID-AMERICAN CONFERENCE

ALL-CONFERENCE SELECTIONS

Mike Taylor (1B)	Second Team	1993
Randy Ecrement (P)	First Team	1994
Rob Susey (2B)	Second Team	1995
Joe Header (P)	Second Team	1995
Todd Maynard (P)	First Team	1996
Brian Petrucci (RF)	First Team	1996, '97
Jay Bartos (3B)	Second Team	1996
John Wilkinson (P)	Second Team	1999, '00
Mark Malaska (RF/P)	First Team	2000
Frank Mendoza	First Team	2003
Darek Stanfield	First Team	2004

Doug Kruthaupt	First Team	2005
Darek Stanfield	Second Team	2005
Kurt Davidson	Second Team	2006
Ross Liersemann	Second Team	2006

FRESHMAN OF THE YEAR

Joe Header (P)	1995
----------------	------

ALL-TOURNAMENT TEAM

E.J. Heckert	Infielder	1995
Dave Yoder	Left Field/Pitcher (MVP)	1996
Todd Maynard	Pitcher	1996
Brian Petrucci	Right Field	1996
Jay Bartos	Third Base	1996
Mike Doerbecker	Designated Hitter	1996

ALL-ACADEMIC FIRST TEAM

Pat Sedmock	Infield	1993
Jason Goth	Pitcher	1993
Jeff Fisher	Infield	1994
Ben Singer	Pitcher	1997
Joe Pukansky	Infield	1997, 1998
Brady Steineck	Left Field	2003*
Craig Welch	Infield	2003*
Darek Stanfield	Pitcher	2004*
Darek Stanfield	Pitcher	2005*

* - only one team announced by league

ALL-MIDEAST REGION

Todd Maynard (P)	First Team	1996
Brian Petrucci (RF)	First Team	1997

TEAM AWARDS AND HONORS

JOE THOMAS AWARD (Highest Batting Avg.)

Bob Davies	.308	1965
Tim Brewer	.271	1966
Lou Seiler	.304	1967
Carl Rakich	.300	1968
John Hoover	.333, .303	1969-70
Jim Moryan	.303, .433, .264	1971-73
Brian Horning	.364	1974
John Barnett	.407	1975
Jeff Joseph	.312	1976
Jack Jones	.311, .329	1977, '78
Dan Kormushoff	.422	1979
Cary Wilgren	.344	1980
Mike Birkbeck	.367, .406	1981, '83
Dave Wrigley	.360, .414	1982, '84
Dave Fleischer	.364, .371	1985, '86
John Massarelli	.419	1987
Steve Sada	.416	1988
John Beckwith	.417	1989
Dave Manderine	.364	1990
Jeff Fisher	.369	1991
Mike Taylor	.363, .346	1992, '93
Jay Bartos	.350	1994
Dave Yoder	.358	1995
Brian Petrucci	.395, .420	1996, '97
Joe Pukansky	.350	1998
Jayson Hill	.365	1999
Brian Roberts	.333	2000
Ty Moorhead	.363	2001
Dan Swallie	.328	2002
Israel Victor	.337	2003
Andy Capraruolo	.299	2004
Doug Kruthaupt	.354	2005
Kurt Davidson	.338	2006

MOST VALUABLE PLAYER

Ray Glinsky	1965
Jim Olson	1966
Carl Rakich	1967, '68
John Hoover	1969
Dan Costill	1970
Bruce Claffin	1971
Jim Barlow	1972
Jim Moryan	1973
Rick Franks	1974
John Barnett	1975
Mike Lelakus	1976
Jack Jones, Jeff Joseph, Joe Rafalowski	1977
Dick Brown	1978, '79
Keith Dambrot	1980
Bill Swertfager	1981
Mike Birkbeck	1982
Mike Birkbeck, Bill Swertfager	1983
Dick Duncan	1984

Tom Spitale	1985
Dave Fleischer	1986
Steve Sada, John Massarelli	1987
Steve Sada, John Beckwith	1988
Sean Carmichael, John Beckwith	1989
Mike McGuire	1990
Jeff Fisher	1991
Mike Taylor	1992, '93
Jeff Fisher	1994
Rob Susey	1995
Brian Petrucci	1996
Brian Petrucci	1997
Joe Pukansky	1998
Jayson Hill, Mike Doerbecker	1999
Mark Malaska	2000
Ty Moorhead	2001
Dan Swallie	2002
Israel Victor	2003
Doug Kruthaupt	2004
Doug Kruthaupt	2005
Kurt Davidson	2006

PITCHER OF THE YEAR


Jim Claffin	1974
Doug Crist	1975
Mike Lelakus	1976
Steve Sabatina	1977
Drew Patton	1978
Tim Jack	1979
Jeff Partin	1980
Mike Birkbeck	1981, '82
Ty Gowins	1983
Pat Gliha	1984, '85
Dave Cappuzzello, Tim Dobos	1986
Mark Draa	1987
Tim Dobos	1988
Mike Brincko	1989
Andy Finley	1990
Tim Berenyi, Mike Brincko, Adam Kocik	1991
Aaron DeAnna, Randy Ecrement	1992
Aaron DeAnna	1993
Randy Ecrement	1994
Joe Header	1995
Todd Maynard	1996
Ben Singer	1997
Tim Taylor, John Wilkinson	1998
John Wilkinson	1999
John Wilkinson, Sean Wardle	2000
Ben McCauley	2001
Ben McCauley	2002
Frank Mendoza	2003
Billy McKinney, Darek Stanfield	2004
Ross Liersemann	2005
Ross Liersemann	2006

BEST DEFENSIVE PLAYER

Brian Becker	1985
Steve Sada	1986, '87
Bill Hagey	1988
Sean Carmichael	1989
George Kaschak	1990
Ed Hetmanski, Mike Taylor	1991
Mike Taylor	1992
Matt Finley	1993
Pat Sedmock	1994
Marc Thomas	1995
Rob Susey	1995
Marc Thomas	1996
Marc Thomas	1997
Joe Pukansky	1998
Mark Carosello	1999
Ty Moorhead	2000
Jim Gemler	2001
Ryan Brickwood	2002
Ryan Brickwood	2003
Andy Capraruolo	2004
Andy Capraruolo	2005
Brian Kimutis	2006

Key


Bold - indicates current player




Mark Malaska (left) was an 8th Round selection of the Tampa Bay Devil Rays in 2000 and appeared in 41 games in the big leagues from 2003-04. With the Devil Rays in 2003, Malaska made 22 relief appearances and posted a 2-1 record with a 2.81 ERA and 17 strikeouts in 16 innings. After signing a free agent contract with the Boston Red Sox the following year, Malaska made 19 appearances and went 1-1 with a 4.50 ERA in 20 innings, all in relief, for the eventual World Champions.

ZIPS PROFESSIONAL CONTRACT SIGNEES

NAME	ORGANIZATION	YEAR
Jack DiLauro	N.Y. Mets, Houston Astros	1969, 1970
Randy Budd	Montreal Expos	1981
Bob Cosgrove	Cleveland Indians	1981
Mike Birbeck	Milwaukee Brewers, 4th Round	1983
Mike Roth	Atlanta Braves	1983
Pat Gliha	Atlanta Braves	1985
Dave Wrigley	Pittsburgh Pirates	1985
Steve Shade	St. Louis Cardinals	1986
John Massarelli	Houston Astros, 8th Round	1987
Mike Kimler	Co-op	1992
Mike Taylor	St. Louis Cardinals	1993
Matt King	Independent	1994
Randy Ecrement	Independent	1994
Jeff Ronevich	Independent	1994
Jeff Rollyson	Independent	1994
Jim Putko	Chicago Cubs, 23rd Round	1995
Mark Malaska	Tampa Bay Devil Rays, 8th Round	2000
Sean Wardle	Milwaukee Brewers	2000
Sean Manfredonia	Cleveland Indians	2002
Aaron Gangi	Tampa Bay Devil Rays, 14th Round	2003
Ross Liersemann	Florida Marlins, 18th Round	2006




Ross Liersemann (left) was an 18th-round pick of the Florida Marlins in the 2006 Major League Amateur Draft. Liersemann was a second team All-Mid-American Conference honoree last spring after leading the Zips pitching staff with a 3.78 ERA, six wins, seven complete games, 112.0 innings pitched and 95 strikeouts.



Mike Birkbeck (left) was selected in the fourth round of the June 1983 Amateur Draft and spent parts of six seasons in the Majors with the Brewers and N.Y. Mets. In 1988, Birkbeck made 23 starts for the Brewers, posing 10 wins and an ERA of 4.72. With the Zips, he compiled a 24-9 pitching mark and hit .367 for his career.

Catcher **John Massarelli** (right) was drafted by the Houston Astros in the 8th Round in 1987. He played the majority of 10 seasons in the minor leagues, including five seasons at the AAA level. In 932 career minor league games, he amassed a .271 batting average, 144 doubles, 34 triples, 19 homeruns, and 288 stolen bases. He is currently the manager of the Independent Frontier League's Washington Wild Things.



All-Time Letterwinners

A

Mike Abdalla	1999
John Adams	1995,'96
Tom Adolph	1960,'61,'62,'63
Fred Alvarez	1954
Ron Amedeo	1963,'64
Mark Anderson	1976,'77
Kevin Angotti	1975,'76
Steve Archual	1982
Ed Ardelian	1960,'61,'62
Rob Arnold	1995,'96,'97
Ken Ash	1969,'71
Reggie Auzenne	1978,'79,'80
Bud Axline	1959,'60,'61,'62

B

Jim Bagent	1976
Tim Baird	1986,'87
Jon Baker	1969
Fred Baldwin	1978,'79
Jim Barlow	1971,'72
John Barnett	1975,'77
Jim Barton	1963,'64,'65
Jay Bartos	1993,'94,'95,'96
Pete Barzo	1960
Marvin Beal	1966,'67,'68
Larry Beam	1960,'61
Mark Becherer	1981
Brian Beck	1990
Brian Becker	1985,'86,'87,'88
John Beckwith	1988,'89
Chuck Bedford	1973
Dave Beem	1961
Jeff Beitzel	1976,'77,'78,'79
Michael Bell	1999, 2000
Joe Benbow	1971
Jim Benedict	1993,'95,'96
Jim Berens	1956
Tim Berenyi	1989,'90,'91
Tony Berry	1958
Dave Beyers	1956
Mike Birkbeck	1980,'81,'82,'83
Bobbly Blake	1955
Dan Blubaugh	1987,'88,'89
Ken Blumstein	1972
Dave Boggs	1961
Don Bolender	1982
Clyde Bolinger	1952,'53,'54
Bill Bondurant	1975,'76
Jim Bonnette	2002,'03,'04,'05
Chuck Borner	1959,'60,'61,'62
Ron Boruszkowski	1964
Hal Boughton	1955,'56,'57
Steve Bowers	1999, 2000,'01
Jim Breit	1972,'73
Tim Brewer	1966,'67,'68
Ryan Brickwood	2002,'03
Dave Briggs	1992
Kevin Briggs	1998
Mike Brincko	1989,'90,'91
Gerry Brockman	1995
Charlie Brown	1976
Dick Brown	1975,'76,'77,'78
Jim Bruni	1988,'89,'90
Rick Bruno	1982
Randy Budd	1979,'80,'81
Mike Burk	1983,'84,'85
Bill Butcher	1958,'59,'60
John Butcher	1961,'62
Tom Butcher	1957
Tom Byers	1961,'62,'63,'64

C

Mike Cain	1969
Gino Calcei	1957,58,59,60
Mark Canfora	1981
Bob Cannon	1955
Dave Cappuzzello	1985,86,87,88
Andy Capraruolo	2004,'05
Tim Cargill	1985



Todd Maynard was a four-year letterwinner from 1994-97. He was voted team pitcher of the year for 1996.

Sean Carmichael	1986,'87,'88,'89
Mark Carosello	1996,'97,'98,'99
Bill Cash	1973,'74
Mike Cefalde	1995
Vince Chiera	2005,'06
Bryan Celik	2001,'02,'03,'04
Mike Cernansky	1971,'72,'73
B.J. Christman	1997,'98
Ron Chumbley	1956
John Cistone	1952,'53,'54,'55
Bruce Clafin	1968,'69,'70,'71
Jim Clafin	1975
Andy Clayton	1970,'71
Frank Cocquyt	1967
Don Coleman	1981,'82,'83,'84
Chuck Consolo	1984
Scott Cooper	1994,'95,'96,'97
Eric Cornell	1997,'98
Bob Cosgrove	1978,'79,'81
Dan Costill	1967,'68,'69,'70
Lew Cottrill	1965,'66
Matt Coughlin	1985,'86,'87
Joe Coxon	1996,'97,'98
Russ Cozart	1981,'82,'83,'84
Joe Cravens	1994,'95,'97
Tony Crew	1987,'88
Doug Crist	1972,'73,'74,'75
Don Croskey	1973,'74
Bill Cunningham	1954,'55,'56,'57

D

Elmo Dalton	1959,'60
Keith Dambrot	1980,'81
Kurt Davidson	2005,'06
Bob Davies	1962,'63,'64,'65
Corky Davis	1978
Aaron DeAnna	1991,'92,'93,'95
Mark Dembrow	1978
Tim Demich	1980,'81
Matt Dennison	1993
George Deo	1961
Joe Derrick	1988,'89
Rudy DiDonato	1955
Jack DiLauro	1962
Jim DiLauro	1955,'56,'57,'58
Joe DiRoberto	1979,'80,'81
Tim Dobos	1985,'86,'87,'88
Mike Doerbecker	1996,'97,'98,'99
Don Doerfler	1978
Gary Domanik	1976
Dan Dorak	1998

Don Dorbrindt	1983,'84,'85,'86
John Dougherty	1956,'58
Mark Draugh	1983,'84,'86,'87
Bob Dubovec	2004,'05
Dick Duncan	1981,'82,'83,'84
Dean Dutton	1956
Jeff Dyrlund	1999, 2000

E

Bob Easterling	1957
Randy Ecrement	1991,'92,'93,'94
Jim Eddy	1956
Nelson Eddy	1960
Roger Edwards	1954,'55
Steve Emerick	1985,'86,'87
Dave Emhrein	1982,'83
Bill Enders	1961,'62,'63,'64
Ken Enlow	1977
Fred Erbe	1978,'79

F

Tom Farmer	2005,'06
Bill Fender	1978,'79,'80
Al Fenstomocher	1960
Jim Fenton	1952,'53,'54
Pat Fenton	1954,'55,'56
Samuel Filer	1948,'49,'50
Andy Finley	1989,'90,'91
Matt Finley	1993,'94
Tony Firmstone	1985,'86,'87,'88
Jeff Fisher	1990,'91,'92,'94
Jason Fizet	1995
Dave Fleischer	1983,'84,'85,'86
Fred Fler	1975
John Floasin	1965,'66
Jim Floto	1954,'55,'56
George Flynn	1972
Jeff Fondriest	1981,'82,'83,'84
Ron Ford	1978
Greg Fowler	1980
Jim France	1968
Ed Franks	1971,'72,'73
Ron Fraser	1979
Ryan Frazee	2006
George Furner	1989

G

Aaron Gangi	2001,'02,'03
Tim Garrett	1967
Tim Garris	1986
Chris Gaskins	1990
Marcus Geiselman	2003,'04,'05,'06
Jim Gemler	2000,'01,'02
Rich Gill	1968
Patrick Gliha	2004,'05,'06
Pat Gliha	1983,'84,'85
Ray Glinsky	1962,'63,'64,'65
Bill Goddard	1978,'79,'80
Fred Golding	1957
Jeremy Goldizen	2005,'06
Dennis Goldsmith	1969,'70,'71,'72
Tom Goodall	1967,'68
Bill Goddard	1978,'79,'80
Jason Goth	1990,'91,'92,'93
Ty Gowins	1981,'82,'83,'84
Willey Graf	1978
Rashard Graves	2006
Dave Grimes	1970
Greg Gromek	2000
Tony Gunder	1971
Scott Gunn	2005,'06
Paul Guric	1960,'61

H

John Haas	1966,'67
Steve Haban	1958,'59
Chris Haber	1994
Bill Hagey	1988,'89,'90
Grover Hall	1973,'74

Marty Hall	1982
Steve Hall	1988,'90,'91,'92
Matt Halligan	2002,'03
Richard Handy	1964
Brad Harman	1987
Jeff Harrison	1997,'98,'99,'00
Bobby Harsh	1982
Jeff Hart	1988,'89,'90
Steve Hatch	1971,'72
Joel Hawthorne	1984,'85,'86,'87
Joe Header	1995,'96,'97,'98
Anthony Heckert	1997
E.J. Heckert	1993,'94,'95
Carl Heini	1955,'56
Don Henry	1960
Tim Henry	1975
Louis Hentsch	1979,'80
Ed Hermanski	1988,'89,'90,'91
Glenn Hilbish	1954
Greg Hill	1972,'73
Jayson Hill	1996,'97,'98,'99
Shaun Hinssen	2002,'03,'04,'05
Mike Hinton	1987,'88
Buddy Hoebner	1986,'87
Jerry Hoover	1974,'75,'76
John Hoover	1967,'68,'69,'70
Brian Horning	1973,'74,'75
Russ Howard	1966,'68,'69,'70
Bill Hudkins	1986
Dave Hudson	1989,'90,'91,'92
Frank Huff	1960
Denny Hutchinson	1979

I

Jeff Inman	1970
------------	------

J

Tim Jack	1978,79,'80,'81
John Jasin	1971,'72,'73
Dave Jasin	1976
Jack Jones	1975,'77,'78,'79
Jason Jones	1999
Gary Joseph	1977,'78
Jeff Joseph	1975,'76,'77

K

Gene Kallmeyer	1978,'79
George Kaschak	1986,'87,'89,'90
Rich Keagy	1988
Howard Kelly	1953,'54
John Kelly	1975
Mike Kimler	1991,'92
Jeff Kimmel	1989,'90
Brian Kimutis	2003,'04,'05,'06
Matt King	1994
Reggie Kline	1986
Jason Klinger	1999
Garrett Knoll	2005,'06
Adam Kocik	1990,'91
Dan Kormushoff	1977,'78,'79,'80
Dick Kostko	1967
John Kostko	1961,'62
Tom Krengel	1952,'53,'54
Doug Kruthaupt	2003,'04,'05
Andy Kubik	1989
Greg Kulick	2002
Vic Kuchmaner	1983,'84
Brian Kuner, Mgr.	1988

L

Gary Lane	1999
Mike Langguth	2001
Gary LeBarre	1976
Mike LeBarre	1975,'76
Rob Lee	1985
Keith Lees	1982
Jim Lenehan	1968,'69,'70,'71
Mike Lelakus	1975,'76
Charlie Lenhard	2004,'05,'06

Joe Lenk	1952,'53,'54,'55
Jeff Levy	1995
Ross Liersemann	2003,'04,'05,'06
Chase Liggett	2006
Tom Lindhe	2000,'01,'02,'03
Brad Lingenhoel	1986
Jim Liptacik	1970,'71
Andy Liptak	1957,'58
Mark Little	1973,'74,'75
Lynn Livelsberger	1965
Don Lombardi	1957,'58,'59,'60
John Lotto	1969
Kevin Lowery	1999,2000
Jeff Luca	1985,'86,'87
Justin Lucas	2000,'01,'02,'03
Ryan Lucas	2001
Rob Lynn	1991,'92,'93

M

Ken Mackovic	1964
Tony Maccani	2004
Chris Maczko	2000,'01,'02
Craig Maefs, Mgr.	1972,'73
Skip Maffei, Mgr.	1967,'68,'69,'70
Jeff Magada	1984,'85,'86
Terry Mahl	2000,'01
Mark Malaska	1998,'99,'00
Jose Malpica	1998
Mike Malyuk	1965,'66,'68
Dave Manderine	1989,'90,'91,'92
Sean Manfredonia	1999,'00,'01
Mike Marinics	1954
Charlie Marquess	1965,'66,'67,'68
Rick Martorano	1975
John Massarelli	1985,'86,'87
Armand Mastantuono	1993,'94
Todd Maynard	1994,'95,'96,'97
Bob McCarthy	1985,'86
Ben McCauley	1999,'00,'01,'02
Craig McClelland	1981,'82,'83
Kevin McCollum	1978
Al McConihe	1989,'90,'91,'92
Bill McGee	1964
Mike McGuire	1990,'91
Billy McKinney	2003,'04,'05
Zack McKinney	2002
Dave McKoski	1955,'56
Doug McNulty	2005,'06
Brian Meholic	1998,'99,'00
Frank Mendoza	2002,'03
Glenn Mertes	1994,'95
Ken Meyer	1968
Wade Meyer	1967,'68,'69
Todd Mezlak	1997,'98
Vince Miksa	2000
Tom Miller	1970,'71
Gene Moirano	1954
Bryan Moledor	1994,'95,'97
Ryan Moledor	1996,'97,'98,'99
Dave Montanino	1973,'74,'75
Ty Moorhead	2000,'01
Jay Morgan	1962,'63,'64
Jim Morrison	1964,'65
Jim Moryan	1970,'71,'72,'73
Shawn Mulligan	1979
Don Murray	1978,'79
Bryan Murvine	1994

N

Mark Nash	1996,'97,'98
Russ Nelson	1959,'60,'61,'62
Joe Nemeth	1957
Carl Neroni	1973,'74,'75,'76
Larry Norton	1971,'72

O

Don Oldham	1958
Jim Olson	1965,'66,'67,'68
Larry Ondecker	1955,'56,'57,'58
John Opron	1988



Jayson Hill was a four-year letterwinner at Akron from 1996-99. His 41 career doubles are ranked 8th on the school's all-time list, while his 20 home runs rank 9th.

Drew Orlando	1976
Joe Oster	1982
Barry Oswald	1981
C. Otis	1959

P

Charles Paperone	1968,'69
Joe Paris	1990,'91,'92
Phil Parisi	1968,'69,'70,'71
Jim Park	1982
Kevin Parsons	1971,'72,'73
Jeff Partin	1980,'81
Jared Patterson	2005
Drew Patton	1976,'77,'78,'79
Lou Pederi	2001,'02
Joe Peel	1956
Jim Peroli	1967,'68,'69,'70
Jeff Peterson	1980,'81
Bob Petrovich	1957,'58
Brian Petrucci	1994,'95,'96,'97
Terry Pettorini	2004
George Phillips	1988,'89
Rick Phillips	1981
Rudy Piekarski	1960
John Ploenes	1976
Scott Pollock	1979,'80,'81,'82
Jack Powers	1968,'70,'71
Ashley Price	1995
Ray Protich	1954
Sue Puglia, Jr.	1992
Joe Pukansky	1996,'97,'98
Jim Putko	1995

R

Joe Rafalowski	1975,'76,'77
Carl Rakich	1966,'67,'68,'69
Tom Ramer	1979,'80,'81
Bob Raynow	1954
Chuck Redleski	1976,'77
Mike Reese	1975
Jim Reis	1970,'71
Joe Reitmeier	1986
Kevin Ricciuti	2004
Dennis Richwine	1975
Aaron Ridgley	2000
Rick Rist	1970,'71
Brian Roberts	1997,'98,'99,'00
Matt Roberts	2006
Kevin Robinson	1988,'89
Bob Roeger	1962
Dave Roller	1961,'64,'65,'66
Jeff Rollyson	1989,'90,'91,'92
Ryne Romick	2006
Jeff Ronevich	1991,'92,'93,'94
Andy Roseberry	1994,'95,'96
Steve Rosiek	1989
Bob Roth	1995,'96,'97

John Rudy	1964
P.J. Ruiter	1990
Ron Rust	1986
Glen Ryan	1993,'94

S

Steve Sabatina	1975,'76,'77
Steve Sada	1985,'86,'87,'88
Rob Sakey	1990,'91,'92,'93
Tony Samad	2001,'02,'04,'05
Don Sampsen	1978
Dave Saunders, Tr.	1987
Brett Savage	2006
Ted Sawyer	1969
Mike Saylor	1976,'77
Nate Saylor	1999,2000
Howard Schaitberger	1963
Jon Schuck	1995
Larry Schwalbach	1966
Bernie Schwartz	1959,'60,'61,'62
Pat Sedmock	1992,'93,'94
Lou Seiler	1964,'65,'66,'67
Mike Selway	1988,'89
Mike Serdinak	1990,'91,'92
Bruce Serfass	1972,'73
Steve Shade	1982
Mark Shafer	1988,'89
Rich Shaffer	1968
Asif Shah	2004
Jack Shanks	1963
Mike Shardy	1977
Brian Sharp	1990,'91,'92
John Shea	1967
Ben Shepherd	2001
Frank Sherman	1955,'57,'58
Jeff Shirley	1992,'94,'96
Joe Shuman	1961,'62,'63,'64
Mark Sidari	1975
Paul Simmer	1989,'90,'91,'92
Bob Simpson	1972,'73,'74
Ben Singer	1994,'95,'96,'97
Jerry Sipka	1961,'62,'63,'64
Tom Sirna	1971,'72,'73,'74
Dave Smith	1982,'85,'86
Joe Smith	1998
George Snider	1973,'74
Brian Snoddy	1992
Rick Snyder	1986,'87
Dick Sooy	1967
George Sosebee	1955
Al Spencer	1955
Tom Spitala	1982,'83,'84,'85
Darek Stanfield	2002,'03,'04,'05
Chuck Steidl	1965
Brady Steineck	2001,'02,'03,'04
Wayne Stephany	1966,'67,'69
Bruce Stevens	1983

Chris Stevers	1992,'93,'94,'95
Dan Stiffler	1976
Steve Stocker	1969,'70,'71
Jay Stoner	1991,'92
Mike Stoops	1993,'94,'95
Bill Sturm	1955,'56,'57
Rob Susey	1992,'93,'94,'95
Dan Swallie	2000,'01,'02,'03
Mike Swearingen	2000
Nick Sweetnich	2003
Jeff Sweitzer	1991
Bill Swertfager	1980,'81,'82,'83
Bob Swertfager, Tr.	1985
Ron Swertfager	1984,'85,'86,'87

T

Mike Taylor	1989,'91,'92,'93
Tim Taylor	1996,'97,'98,'99
Marc Thomas	1993,'95,'96,'97
Steve Thompson	1977
Jack Tidyman	1958,'59
Mike Tilkey	1981,'82,'83,'84
Andy Trbovich	1997,'99
Tony Trunzo	1976,'77
Mike Tuel	1984,'85,'86,'87
Frank Turocy	2006
Mike Twiddy	1972
Don Tyler	1962

U

Joe Underation	1988,'89
----------------	----------

V

Shane Valigora	1998
Ron Vargo	1955
Aaron Vaughn	1996,'97
Israel Victor	2003
Glenn Vietmeier	1990
Alex Villanviva, Tr.	1987,'88

W

Bill Washnock	1956,'59
Sean Wardle	1999,2000
Bob Waters	1966,'67,'68
Pat Watt	2002,'04,'06
George Weigand	1970,'71,'72
Dan Weitz	1981
Craig Welch	2001,'02,'03,'04
Dave Wells	1978,'79
Tom Welsh	1969,'70,'71
Bob Westbeld	1967,'68,'69
Clarke White	2000,'01
Scott Wightman	1986
John Wilkinson	1996,'98,'99,2000
Cary Willgren	1977,'78,'79,'80
J. Williams	1959
M. Williams	1971
Stephen Williams, Jr	2003,'04,'05,'06
Richard Williams	1960,'62,'63,'64
Tim Wilson	1976,'77
Jason Winkler	1999,2000,'01
Brian Winn	1978
David Wipkowski	2000,'01,'02
Terry Woodcock	1960
Rick Woodill	1972,'73
Dave Wrigley	1982,'83,'84,'85

Y

Kevin Yelinek	1992,'93,'94
Dave Yoder	1994,'95,'96,'97
Dave Young	1956,'57,'58,'59
Don Young	1957,'58,'59,'60
Tom Yuras	1988

Z

Jim Zakely	1958
------------	------

Key:
Bold - indicates current player

Year-By-Year Statistics

YEAR	G	W-L-T	AB	R	H	AVG	1B	2B	3B	HR	RBI	TB	BB	SO	SAC	SB	IP	H	R	ER	ERA	BB	SO
1954	12	9-3-0	364	71	94	.258	75	10	7	2	53	123	45	72	8	22	101.1	82	50	37	3.30	60	93
1955	14	8-6-0	475	70	119	.251	43	14	9	4	63	163	67	83	15	21	125.0	114	61	40	2.88	69	86
1956	12	10-2-0	377	112	136	.361	96	16	10	9	99	192	93	64	13	N/A	111.0	80	55	36	2.92	72	92
1957	11	8-3-0	361	71	94	.260	70	17	7	1	58	131	43	69	N/A	N/A	98.1	68	36	24	2.26	43	101
1958	16	12-4-0	601	168	195	.324	139	26	15	15	152	296	117	100	27	38	141.0	85	38	14	0.89	47	156
1959	13	8-3-0	429	65	107	.249	86	14	5	2	62	137	55	86	N/A	N/A	105.0	73	42	26	2.23	48	141

YEAR	G	W-L-T	AB	R	H	AVG	1B	2B	3B	HR	RBI	TB	BB	SO	SAC	SB	IP	H	R	ER	ERA	BB	SO
1960	14	6-8-0	435	39	81	.187	67	7	4	2	33	103	57	N/A	N/A	N/A	116.1	96	67	42	3.26	48	83
1961	16	3-13-0	503	56	110	.219	94	8	6	2	45	136	N/A	N/A	N/A	N/A	133.0	143	86	52	3.52	34	70
1962	19	10-8-1	608	79	144	.237	115	11	11	7	71	198	57	135	79	36	163.2	120	62	26	1.37	62	144
1963	21	14-7-0	650	118	191	.294	140	39	6	5	104	256	57	114	16	35	165.0	132	N/A	N/A	4.04	66	181
1964	13	10-3-0	436	78	113	.259	85	15	6	6	68	157	44	88	8	12	109.0	66	38	28	2.36	39	121
1965	22	14-8-0	619	66	131	.212	106	12	5	8	48	177	87	174	14	36	178.0	96	48	15	0.76	55	213
1966	16	4-12-0	524	46	96	.183	78	13	3	2	33	121	45	134	8	14	135.2	99	69	48	3.19	79	106
1967	19	3-16-0	579	78	124	.214	99	13	7	5	58	166	77	179	23	31	149.0	162	102	70	4.23	84	88
1968	20	4-15-1	600	57	130	.217	107	16	5	2	48	162	71	184	5	37	153.0	166	122	85	5.00	82	129
1969	19	7-12-0	558	78	139	.249	102	16	13	8	73	205	65	142	N/A	15	147.0	159	112	82	5.02	86	85

YEAR	G	W-L-T	AB	R	H	AVG	1B	2B	3B	HR	RBI	TB	BB	SO	SAC	SB	IP	H	R	ER	ERA	BB	SO
1970	26	15-10-1	739	101	191	.258	151	21	12	7	83	254	83	147	18	24	175.1	150	72	45	2.31	72	140
1971	30	9-21-0	835	95	175	.210	139	20	7	9	76	236	97	205	8	6	222.2	227	155	94	3.80	89	176
1972	29	16-13-0	817	144	222	.272	180	28	9	5	115	283	140	174	24	13	209.0	183	122	72	3.10	105	153
1973	33	7-26-0	776	98	156	.201	126	24	3	3	71	195	131	174	15	18	201.0	222	149	131	5.78	166	146
1974	34	14-20-0	901	157	218	.242	187	26	3	2	119	256	183	147	20	47	242.0	286	173	126	4.69	151	125
1975	34	17-17-0	926	179	253	.273	203	38	6	6	150	321	170	163	23	47	237.2	240	214	160	6.06	206	153
1976	38	16-22-0	945	135	215	.228	179	26	5	5	117	266	178	192	33	45	262.0	247	170	114	3.92	155	154
1977	40	18-22-0	1001	149	244	.244	189	40	8	7	111	321	166	183	39	71	268.2	278	201	146	4.89	188	183
1978	36	23-13-0	956	192	241	.252	187	37	11	6	150	318	202	164	27	81	258.2	256	146	96	3.34	143	202
1979	46	26-20-0	1257	273	353	.281	283	41	19	10	227	462	266	233	31	69	322.0	334	214	140	3.91	165	233

YEAR	G	W-L-T	AB	R	H	AVG	1B	2B	3B	HR	RBI	TB	BB	SO	SAC	SB	IP	H	R	ER	ERA	BB	SO
1980	49	26-22-1	1333	266	371	.278	290	53	9	19	226	499	257	205	39	64	336.2	387	263	190	5.08	177	234
1981	43	23-18-2	1194	258	341	.286	251	53	10	27	223	495	232	220	25	37	293.1	341	225	188	5.77	197	240
1982	60	41-17-2	1650	395	482	.292	343	79	16	44	352	725	344	288	33	94	413.2	437	284	203	4.42	273	292
1983	51	33-17-1	1349	304	397	.294	308	68	14	37	264	634	252	236	36	93	351.0	362	237	179	4.59	224	271
1984	48	30-18-0	1433	372	471	.329	310	100	13	48	331	741	230	270	23	58	337.2	377	278	228	6.08	238	298
1985	62	32-28-2	1762	406	521	.296	389	81	15	36	342	740	293	242	44	92	431.1	495	383	279	5.82	293	327
1986	60	35-24-1	1648	339	455	.276	344	77	19	15	287	615	292	243	49	119	426.1	427	264	214	4.52	253	352
1987	53	34-19-0	1546	380	488	.316	344	88	13	43	314	731	255	229	42	128	382.0	425	302	215	5.07	247	313
1988	59	28-31-0	1839	383	566	.308	409	103	19	35	338	812	274	357	38	62	445.0	489	386	292	5.92	323	319
1989	48	24-24-0	1416	252	392	.277	295	61	15	21	213	546	202	238	39	90	361.1	372	239	179	4.46	239	276

YEAR	G	W-L-T	AB	R	H	AVG	1B	2B	3B	HR	RBI	TB	BB	SO	SAC	SB	IP	H	R	ER	ERA	BB	SO
1990	54	25-29-0	1610	300	426	.265	315	79	14	18	257	587	298	295	34	95	417.1	412	324	240	5.18	301	315
1991	60	38-21-1	1873	392	539	.293	401	90	20	28	335	753	322	256	53	142	468.0	444	274	222	4.27	269	363
1992	60	42-18-0	1811	429	531	.293	413	101	17	51	369	819	304	249	49	122	470.1	491	299	243	4.65	261	334
1993	55	22-33-0	1571	224	384	.244	277	77	8	22	200	543	209	270	20	31	406.2	408	289	239	5.29	245	267
1994	54	29-25-0	1569	332	444	.283	310	92	13	29	289	649	263	280	47	46	395.1	406	296	219	4.99	218	229
1995	58	36-22-0	1730	378	522	.302	377	88	22	35	346	761	238	306	54	36	438.2	485	312	225	4.61	226	256
1996	60	37-23-0	1839	381	570	.310	426	46	10	38	330	800	214	263	53	55	452.0	539	328	289	5.75	260	310
1997	54	31-23-0	1676	352	502	.300	345	108	17	32	301	743	230	253	44	33	413.0	469	269	208	4.53	223	283
1998	51	20-31-0	1504	262	415	.276	310	72	6	27	226	580	183	277	44	50	373.1	462	329	268	6.46	265	278
1999	56	20-36-0	1709	339	483	.283	324	102	12	45	281	744	201	332	42	42	419.1	519	416	313	6.72	298	350

YEAR	G	W-L-T	AB	R	H	AVG	1B	2B	3B	HR	RBI	TB	BB	SO	SAC	SB	IP	H	R	ER	ERA	BB	SO
2000	56	26-30-0	1688	304	460	.273	314	95	14	37	264	694	200	315	42	44	427.2	551	380	307	6.46	273	353
2001	50	16-34-0	1725	355	518	.300	366	88	13	51	314	785	204	394	33	54	414.2	564	473	389	8.44	272	307
2002	51	18-33-0	1661	284	457	.275	322	97	7	31	259	661	203	366	36	36	403.1	553	423	366	8.17	224	320
2003	52	22-30-0	1607	249	441	.274	329	92	9	11	220	584	208	281	65	40	413.1	465	281	234	5.10	178	287
2004	53	26-27-0	1686	267	423	.251	307	89	10	17	230	583	208	336	41	50	441.1	525	306	258	5.26	179	361
2005	54	25-29-0	1914	331	535	.280	396	94	11	34	299	753	215	307	39	52	475.2	537	331	269	5.09	194	361
2006	51	15-36-0	1766	306	489	.277	347	98	6	38	270	713	187	340	38	35	434.0	530	369	310	6.43	209	314
TOTALS		W: 1,045				.275															4.74		
		L: 1,005																					
		T: 13																					